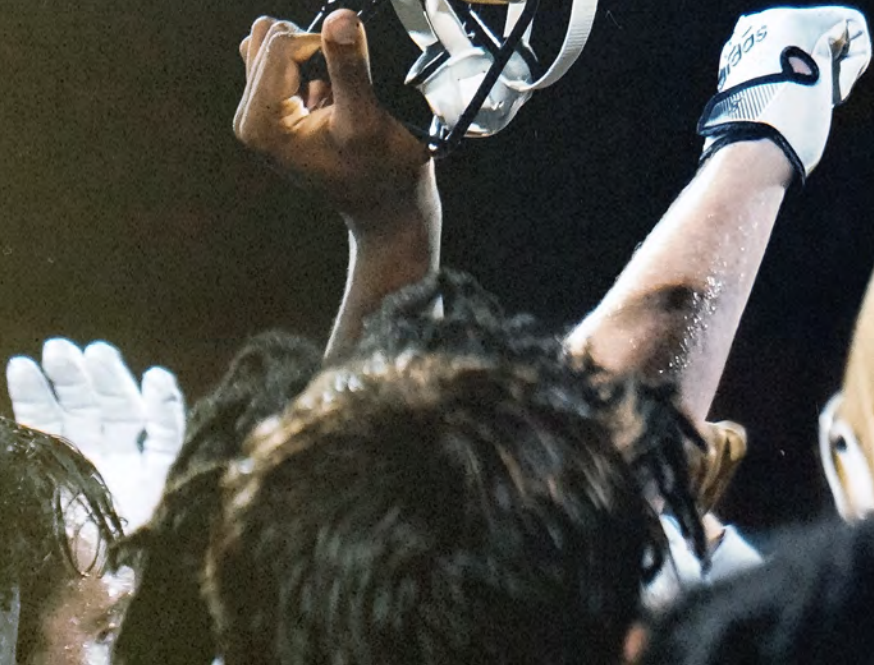


TOUGHNESS. DISCIPLINE. EXECUTION. COMMITMENT



2023 GEORGIA TECH FOOTBALL





2023 GEORGIA TECH FOOTBALL INFORMATION GUIDE

Georgia Tech Communications and Public Relations

INTRODUCTION

Table of Contents	2
Media Information	3-4
2023 Roster	5-6
Coaches & Staff/Pronunciation Guide/ Roster Breakdown	7

MEET THE YELLOW JACKETS

2023 Student-Athlete Profiles	9-37
-------------------------------------	------

COACHES AND STAFF

Head Coach Brent Key	39-40
Assistant Coaches	41-50
Support Staff	51-60

2022 SEASON IN REVIEW

2022 Statistics	62-76
The Last Time	77-79
Game Recaps	80-85
Awards and Honors	86

RECORDS

Individual Records	88-90
Individual • Career/Season Leaders	91-104
Individual • Single-Game Leaders	105-113
Individual • Milestone Performances	114-122
Team Records	123-127
Team • Top Seasons	128
Team • Top Games	129-138
Opponent Records • Team	139-145
Opponent Records • Individual	146-171
GT/Opp. Combined Game Records	150-151
Year-by-Year Team Statistics	152-154
Annual Statistical Rankings	155-156

HISTORY

Georgia Tech Football Timeline	158-161
Memorable Games	161-162
Head Coaches	163-164
Assistant Coaches	165-167
Year-by-Year Records	168-173
Year-by-Year Results	174-193
Series Records	194-195
Series History	196-207
Georgia Tech vs. NCAA Division I FBS Conferences	208
GT in National Polls/vs. Nationally Ranked Opponents	209-212
Georgia Tech on Special Dates	212-213
Georgia Tech on TV	214-218
Bowl History	219-221
All-Americans	222-224
Honors and Awards	225-231
Halls of Fame	232-233
Yellow Jackets in the NFL	234-240
All-Time Letterwinners	241-254
Starting Lineups	255-261
Bobby Dodd Stadium at Historic Grant Field	262-264



GEORGIA TECH ATHLETIC ASSOCIATION

150 Bobby Dodd Way NW
Atlanta, GA 30332
404-894-5400
www.RamblinWreck.com
Twitter: @GTathletics
Facebook: GTAthletics
Instagram: @GTAthletics
YouTube: RamblinWreckTube

CREDITS

Editors: Mike Flynn, Andrew Clausen

Editorial Assistance: Mike Stamus, Liz Ryan, TJ Stricklin, Becca Gaddy, Hanna Lewis, Kameron Schofield

Photography: Danny Karnik, Glenn Ingram, Austin Foote, Kyle Hess, Karl Moore, Clyde Click, Stephen Jensen, Jeffrey Gamza and numerous other photographers who have contributed to Georgia Tech athletics archives over the years.

© 2023, Georgia Tech Athletic Association



Georgia Tech is an equal opportunity employer and will not discriminate against any employee or applicant on the basis of age, color, disability, gender, national origin, race, religion, sexual orientation, veteran status, or any classification protected by federal, state, or local law. Consistent with its obligations under federal law, each company that is a federal contractor or subcontractor is committed to taking affirmative action to employ and advance in employment qualified women, minorities, disabled individuals and veterans.

COMMUNICATIONS AND PUBLIC RELATIONS



MIKE FLYNN

Assistant A.D.
Communications and Public Relations
PRIMARY FOOTBALL CONTACT
O: (404) 894-5445
M: (828) 964-6406
E: mflynn@athletics.gatech.edu



ANDREW CLAUSEN

Assistant Director
Communications and Public Relations
SECONDARY FOOTBALL CONTACT
O: (404) 894-5445
M: (678) 764-0867
E: aclausen@athletics.gatech.edu



MIKE STAMUS

Associate Director
Communications and Public Relations
FOOTBALL CREDENTIALS
O: (404) 894-5445
E: mstamus@athletics.gatech.edu



LIZ RYAN

Associate Director
Communications and Public Relations



T.J. STRICKLIN

Assistant Director
Communications and Public Relations



TBD

Postgraduate Intern
Communications and Public Relations

MEDIA INFORMATION

CREDENTIAL REQUESTS

Requests for season and single-game credentials to cover Georgia Tech football home games in 2023 must be made via Georgia Tech athletics' online credential request portal. Links are available at: ramblinwreck.com/credentials-and-policies.

Game-by-game credential requests will be accepted the week of each Georgia Tech home game, beginning on Monday at 8 a.m. and closing on Wednesday at noon (12 p.m.).

Credentials will not be mailed, but can be shipped if a FedEx number is provided and time permits. Otherwise, credentials will be left at the media entrance, which is located at Gate 6 on the north end of Bobby Dodd Stadium (off Bobby Dodd Way, adjacent to Callaway Plaza).

MEDIA PARKING

A limited number of complimentary parking spaces are available to media for Georgia Tech football home games. Please include parking requests with credential requests. Parking passes will be emailed.

MEDIA ENTRANCE

Media can only access Bobby Dodd Stadium via a dedicated media entrance located at Gate 6 on the north end of Bobby Dodd Stadium (off Bobby Dodd Way, adjacent to Callaway Plaza). All bags

will be screened by stadium security. Media are able to access the press box and the field-level photo work room from the media entrance.

PRESS BOX

Bobby Dodd Stadium's press box is located on the west side of the stadium. From the media entrance, take the Gate 6 elevator to the north concourse level and turn right on the concourse. When the north concourse meets the west concourse, turn left onto the west concourse to the elevator, which is located approximately one-third of the way down the covered west festival area on the right. Take the elevator to Level 4 to access the press box.

PHOTO WORK ROOM

A field-level photo work room is located in the Edge Center on the northeast side of Bobby Dodd Stadium. It can be accessed via the tunnel in the northeast corner of Grant Field and following signage to the work room.

The field-level photo work room opens two hours before kickoff (it is not accessible before that time due to game operations meetings that are held in the same room).

Seats will be reserved for selected media outlets and visiting teams. All other seats are available on a first-come, first-served basis. An overflow photo work area is located in the press box.



PHOTO VESTS

Field-level photographers and videographers are required to wear photo vests. Vests will be distributed in the field-level photo work room. Vests must be returned to the field-level photo work room postgame. Media will be charged for vests that are not returned following each game.

FIELD ACCESS

Photographers and videographers wearing issued photo vests are the only media members that may access the field from the time media are permitted to enter the stadium until five minutes remain on the game clock in the fourth quarter. At that time, all media will be permitted to access the field in order to be able to make it to postgame press conferences on time. Media members are not permitted to conduct on-field interviews at any time (with the exception of live broadcast rightsholders). TV reporters that wish to shoot live standups on the field during pregame warmups will be permitted to do so if time and space allow. Please make requests to shoot pregame on-field standups to **Mike Flynn** (mflynn@athletics.gatech.edu).

WIRELESS INTERNET

Wireless internet access is available in the press box. Log-in information is available on seat place cards and posted throughout the press box.

MEDIA MEALS

Complimentary meals are available to credentialed media in the press box beginning two hours before kickoff.

PRACTICE COVERAGE

On a typical game week (Saturday game), practice will be open to media for approximately 20 minutes at the beginning of practice on Tuesday and Wednesday. Media that wish to request access to practice should contact **Mike Flynn** (mflynn@athletics.gatech.edu) no later than the close of business the day before the practice they wish to attend.

BRENT KEY WEEKLY PRESS CONFERENCES

On a typical game week (Saturday game), Georgia Tech head coach Brent Key's weekly press conferences will be held on Tuesday and Thursday (times TBA) in the Bobby Dodd Stadium Letterwinners Lounge (access via elevator at Gate 6). Media are invited to enjoy a complimentary lunch in the GTAA dining hall following the press conference.

Requests to conduct interviews with Coach Key at other times should be directed to **Mike Flynn** (mflynn@athletics.gatech.edu) at least 48 hours in advance.

ASSISTANT COACHES

MEDIA AVAILABILITY

Requests for assistant coach interviews will be considered on a case-by-case basis and should be emailed to **Mike Flynn** (mflynn@athletics.gatech.edu).

STUDENT-ATHLETES MEDIA AVAILABILITY

On a typical game week, selected student-athletes are available to media after practice on Wednesday. Any requests for student-athletes to be made available must be made to **Mike Flynn** (mflynn@athletics.gatech.edu) by the close of business the day before a morning practice or by noon on the day of an afternoon practice. Student-athletes who do not practice will not be made available, nor will freshmen who have yet to play in a game at Georgia Tech.

Requests to conduct interviews with student-athletes at other times should be directed to **Mike Flynn** (mflynn@athletics.gatech.edu) at least 48 hours in advance.

POSTGAME INTERVIEWS

Following home games at Bobby Dodd Stadium, Brent Key and selected student-athletes are available in the Edge-Rice Center museum on the north end of Bobby Dodd Stadium following a cooling-down period. The visiting team will hold its press conference in the Georgia Tech weight room on the south end of Bobby Dodd Stadium. Following road games, Key and requested players will be available following a cooling-down period at a site determined by the home team. Please make your requests for Yellow Jacket players to **Mike Flynn** prior to the conclusion of the game.

ACC MEDIA PORTAL

Video/audio from media availability sessions throughout each week, as well as game photos and video highlights, are available to media at no cost via the ACC Media Portal. To register for the ACC Media Portal, please email svollinger@theacc.org.

WEEKLY SCHEDULE

Below is the typical media availability schedule for a Georgia Tech football game week (Saturday game). Schedule will be adjusted for weekday games. Availability is subject to change.

SUNDAYS

No availability

MONDAYS

No availability

TUESDAYS

- Brent Key weekly press conference
— Time TBD (a.m. practice)

WEDNESDAYS

- Select Georgia Tech student-athletes available post-practice — Time TBD (a.m. practice)*

THURSDAYS

- Brent Key media availability — Time TBD (a.m. practice)

FRIDAYS

- No availability (except game broadcast crews)

SATURDAYS

- Head coach Brent Key and selected student-athletes available postgame — For home games, Georgia Tech postgame press conferences will be conducted in the Edge-Rice Center, located on the north end of Bobby Dodd Stadium (directions will be provided in the press box). For road games, Georgia Tech postgame press conference locations are TBD.



2023 GEORGIA TECH FOOTBALL INFORMATION GUIDE

INTRODUCTION

ALPHABETICAL		
NO.	NAME	POS.
51	Nacari Ashley	LB
81	Luke Benson	TE
58	Brandon Best	OL
88	Zeek Biggers	DL
93	Aidan Birr	PK
1	Leo Blackburn	WR
25	James BlackStrain	WR
12	Dominick Blaylock	WR
9	Avery Boyd	WR
1	LaMiles Brooks	DB
28	Justin Brown	DB
71	Jordan Brown	OL
15	Sirad Bryant	DB
77	Elias Cloy	OL
43	Noah Collins	DL
0	Trey Cooley	RB
35	Jacob Cruz	LB
21	Omar Daniels	DB
24	Trent Davis	WR
52	Austin Dean	LB
26	Evan Dickens	RB
98	Bryston Dixon	DL
99	D'Quan Douse	DL
29	Nico Dowdell	DB
44	Kyle Efford	LB
23	Jamie Felix	RB
60	Gabe Fortson	OL
72	Weston Franklin	OL
46	Henry Freer	LS
67	Joe Fusile	OL
66	Benjamin Galloway	OL
23	Khari Gee	DB
15	Zach Gibson	QB
74	Tyler Gibson	OL
21	Daylon Gordon	RB
11	Kevin Harris	DL
18	Ahmari Harvey	DB
11	Jamal Haynes	WR
45	Ashton Heflin	LB
20	Ben Hollerbach	DB
3	D.J. Moore	WR
16	K.J. Wallace	DB
18	Abdul Janneh	WR
10	Kenan Johnson	DB
96	Shymeik Jones	DL
24	Steven Jones, Jr.	DB
97	Eddie Kelly	DL
9	Kyle Kennard	DL
10	Haynes King	QB

NUMERICAL ROSTER							
NO.	NAME	POS.	HT.	WT.	CL.	HOMETOWN/HIGH SCHOOL (PREVIOUS COLL)	
0	Trey Cooley	RB	5-10	197	Jr.	Raleigh, N.C./Knightdale H.S. (Louisville)	
0	Myles Sims	DB	6-3	190	r-Sr.	Atlanta, Ga./Westlake H.S. (Michigan)	
1	Leo Blackburn	WR	6-5	220	r-So.	Atlanta, Ga./Westlake H.S.	
1	LaMiles Brooks	DB	6-2	188	Jr.	Jacksonville, Fla./Trinity Christian Academy	
2	Dylan Leonard	TE	6-5	236	Sr.	Milton, Ga./Milton H.S.	
2	Kenyatta Watson II	DB	6-1	195	r-Jr.	Loganville, Ga./Grayson H.S. (Texas)	
3	D.J. Moore	WR	6-1	188	r-Fr.	Loganville, Ga./Archer H.S.	
3	Andre White	LB	6-3	228	Sr.	Harrisburg, Pa./Harrisburg H.S. (Texas A&M)	
4	Braelen Oliver	LB	6-0	217	r-Sr.	Douglasville, Ga./Douglas County H.S. (Minnesota)	
4	Dontae Smith	RB	5-11	198	r-Sr.	Spring Hill, Tenn./Spring Hill H.S.	
5	Clayton Powell-Lee	DB	6-2	185	So.	Atlanta, Ga./Westlake H.S.	
5	Zach Pyron	QB	6-3	208	r-Fr.	Pinson, Ala./Pinson Valley H.S.	
6	Christian Leary	WR	5-10	173	Jr.	Orlando, Fla./Edgewater H.S. (Alabama)	
6	Etinosa Reuben	DL	6-3	295	r-Jr.	Kansas City, Mo./Park Hill South H.S. (Clemson)	
7	Chase Lane	WR	6-0	193	r-Jr.	Houston, Texas/St. Pius X H.S. (Texas A&M)	
7	Treniyas Tatum	LB	6-2	208	Jr.	Riverdale, Ga./Mount Zion H.S.	
*7	Bryce Gowdy	WR	6-3	210	---	Deerfield Beach, Fla./Deerfield Beach H.S.	
8	Malik Rutherford	WR	5-9	155	r-So.	Miami, Fla./Chapagnat Catholic School	
8	Makius Scott	DL	6-4	291	Jr.	Gainesville, Ga./Gainesville H.S. (South Carolina)	
9	Avery Boyd	WR	6-2	232	Jr.	Tallahassee, Fla./Godby H.S.	
9	Kyle Kennard	DL	6-5	238	Jr.	Atlanta, Ga./Riverwood H.S.	
10	Kenan Johnson	DB	6-1	183	r-Jr.	Minneola, Fla./Lake Minneola H.S.	
10	Haynes King	QB	6-3	204	r-So.	Longview, Texas/Longview H.S. (Texas A&M)	
11	Kevin Harris	DL	6-4	245	Jr.	Loganville, Ga./Grayson H.S. (Alabama)	
11	Jamal Haynes	WR	5-9	180	r-So.	Loganville, Ga./Grayson H.S.	
12	Dominick Blaylock	WR	6-1	203	r-Jr.	Marietta, Ga./Walton H.S. (Georgia)	
13	Paul Moala	LB	6-0	229	r-Sr.	Mishawaka, Ind./Penn H.S. (Idaho)	
13	Eric Singleton, Jr.	WR	5-11	173	Fr.	Douglasville, Ga./Alexander H.S.	
14	Jaylon King	DB	6-1	193	r-Sr.	La Vergne, Tenn./Ensworth H.S.	
14	Juju Lewis	WR	6-2	216	r-Fr.	Davie, Fla./Western H.S.	
15	Sirad Bryant	DB	6-2	215	r-So.	Cordele, Ga./Crisp County H.S.	
15	Zach Gibson	QB	6-3	197	r-Jr.	Alpharetta, Ga./Johns Creek H.S. (Akron)	
16	Brody Rhodes	QB	6-1	194	r-So.	Canton, Ga./Creekview H.S.	
16	K.J. Wallace	DB	5-11	186	r-Jr.	Atlanta, Ga./Lovett School (Notre Dame)	
17	Aidan Semo	QB	6-3	205	r-Fr.	New Windsor, N.Y./Rabun Gap-Nacoochee (Ga.) School	
17	Rodney Shelley	DB	5-11	168	So.	Fairburn, Ga./Langston Hughes H.S.	
18	Ahmari Harvey	DB	6-0	180	r-So.	Tallahassee, Fla./Florida State Univ. School (Auburn)	
18	Abdul Janneh	WR	6-3	192	r-Jr.	Hanover, Pa./New Oxford H.S. (Duquesne)	
20	Ben Hollerbach	DB	5-10	174	r-Fr.	Savannah, Ga./Benedictine Military Academy	
21	Omar Daniels	DB	6-0	176	r-So.	Moultrie, Ga./Colquitt County H.S. (Kansas State)	
21	Daylon Gordon	RB	5-9	188	r-So.	Eastman, Ga./Dodge County H.S.	
23	Jamie Felix	RB	5-10	198	So.	Kingland, Ga./Camden County H.S.	
23	Khari Gee	DB	6-2	191	r-So.	Atlanta, Ga./Woodward Academy (Notre Dame)	
24	Trent Davis	WR	5-11	175	r-So.	Douglas, Ga./Coffee H.S.	
24	Steven Jones, Jr.	DB	6-1	192	Fr.	Gadsden, Ala./Gadsden City H.S.	
25	James BlackStrain	WR	6-2	186	r-So.	Cocoa, Fla./Holy Trinity Episcopal Academy	
25	Taye Seymore	DB	5-11	203	Fr.	Atlanta, Ga./South Atlanta H.S.	
26	Evan Dickens	RB	5-11	184	Fr.	Roswell, Ga./IMG (Fla.) Academy	
27	Josh Robinson	DL	6-6	253	Jr.	Douglasville, Ga./Douglas County H.S.	
28	Justin Brown	DB	6-0	186	Fr.	Murfreesboro, Tenn./Blackman H.S.	



NO.	NAME	POS.	HT.	WT.	CL.	HOMETOWN/HIGH SCHOOL (PREVIOUS COLL)
29	Nico Dowdell	DB	6-0	191	Fr.	Loganville, Ga./Loganville H.S.
32	Sylvain Yondjouen	DL	6-4	248	Sr.	Ruisbroek, Belgium/Don Bosco School
33	Tyson Meiguez	LB	6-2	217	r-So.	Fairburn, Ga./Creekside H.S.
35	Jacob Cruz	LB	6-4	232	Fr.	Kennesaw, Ga./North Cobb Christian School
39	Englan Williams	RB	5-9	192	r-So.	Roswell, Ga./Blessed Trinity Catholic H.S.
41	Malcolm Pugh	DL	6-4	217	Fr.	Leroy, Ala./Leroy H.S.
43	Noah Collins	DL	6-5	241	Jr.	Loganville, Ga./Grayson H.S.
43	David Shanahan	P	6-2	204	Jr.	Castleisland, Co. Kerry, Ireland/St. Patrick's Sec. School
44	Kyle Efford	LB	6-2	219	r-Fr.	Dacula, Ga./Dacula H.S.
44	Anthony Minella	TE	6-2	235	r-So.	Milton, Ga./Milton H.S.
45	Ashton Heflin	LB	6-0	230	Fr.	Newnan, Ga./Newnan H.S.
46	Henry Freer	LS	6-0	205	r-Jr.	College Park, Ga./Woodward Academy
48	Ezra Odinjor	DL	6-3	233	Fr.	Kennesaw, Ga./Allatoona H.S.
51	Nacari Ashley	LB	6-3	210	Fr.	Marietta, Ga./Marietta H.S.
52	Austin Dean	LB	6-2	229	Jr.	Tampa, Fla./Berkeley Prep (Rutgers)
54	Jordan Williams	OL	6-6	304	Jr.	Gainesville, Ga./Gainesville H.S.
55	Corey Robinson II	OL	6-5	275	r-So.	Roswell, Ga./Roswell H.S. (Kansas)
55	Horace Lockett	DL	6-6	341	r-Fr.	Atlanta, Ga./Westlake H.S.
57	Paul Tchio	OL	6-5	290	r-So.	Milton, Ga./Milton H.S. (Clemson)
58	Brandon Best	OL	6-4	295	r-Fr.	Tucker, Ga./Milton H.S.
59	Will Scissum	OL	6-2	291	r-Jr.	Marietta, Ga./The Walker School
60	Gabe Fortson	OL	6-3	299	Fr.	Kennesaw, Ga./North Cobb Christian School
64	Ryan Purves	OL	6-3	301	r-Fr.	Marietta, Ga./Walton H.S.
65	Connor Scaglione	OL	6-4	315	r-Sr.	Closter, N.J./North Valley Regional H.S. (Princeton)
66	Benjamin Galloway	OL	6-4	300	Fr.	Powder Springs, Ga./Hillgrove H.S.
67	Joe Fusile	OL	6-6	318	r-So.	Richmond Hill, Ga./Richmond Hill H.S.
71	Jordan Brown	OL	6-5	325	r-So.	Long Beach, Calif./Jireh (N.C.) Prep Acad. (UNC Charlotte)
72	Weston Franklin	OL	6-4	311	Jr.	Jesup, Ga./Wayne County H.S.
73	Patrick Screws, Jr.	OL	6-5	319	Fr.	Eufaula, Ala./Eufaula H.S.
74	Tyler Gibson	OL	6-5	294	r-Fr.	Alpharetta, Ga./Johns Creek H.S.
75	Jakiah Leftwich	OL	6-6	311	r-So.	Atlanta, Ga./Westlake H.S.
77	Elias Cloy	OL	6-3	278	Fr.	Alpharetta, Ga./Alpharetta H.S.
78	Ethan Mackenny	OL	6-4	284	Fr.	Marietta, Ga./Lassiter H.S.
80	Brett Seither	TE	6-5	233	r-Jr.	Clearwater, Fla./Clearwater Cent. Catholic H.S. (Georgia)
81	Luke Benson	TE	6-4	233	Sr.	Chalfont, Pa./Central Bucks West H.S. (Syracuse)
82	Jackson Long	TE	6-4	226	r-Fr.	Hendersonville, Tenn./Beech H.S. (South Florida)
83	Zion Taylor	WR	6-0	197	Fr.	Norcross, Ga./Norcross H.S.
84	Josh Sexton	WR	5-10	171	r-So.	Cumming, Ga./North Forsyth H.S.
85	Billy Ward	TE	6-5	241	Jr.	Locust Grove, Ga./Locust Grove H.S.
88	Zeek Biggers	DL	6-6	333	Jr.	Salisbury, N.C./West Rowan H.S.
88	Gavin Stewart	PK	5-11	178	Jr.	Savannah, Ga./Benedictine Military Academy
92	Ty Thompson	DL	6-0	237	r-Fr.	Acworth, Ga./Allatoona H.S.
93	Aidan Birr	PK	6-1	198	r-Fr.	Kennedale, Texas/Kennedale H.S.
93	Jaaymen Rochell	DL	6-4	278	r-Fr.	Duluth, Ga./North Gwinnett H.S.
94	Chase Sippola	DL	5-10	250	r-So.	Carrollton, Ga./Carrollton H.S. (U.S. Coast Guard Acad.)
95	Jason Moore	DL	6-2	291	r-So.	Hampton, Ga./Dutchtown H.S.
96	Shymeik Jones	DL	6-5	283	Fr.	Camden, S.C./Camden H.S.
97	Eddie Kelly	DL	6-4	278	So.	Orlando, Fla./West Orange H.S. (South Florida)
98	Bryston Dixon	DL	6-3	329	Fr.	Leroy, Ala./Leroy H.S.
99	D'Quan Douse	DL	6-2	278	r-Jr.	Savannah, Ga./Calvary Day School

* in memoriam; died Dec. 31, 2019

NO.	NAME	POS.
14	Jaylon King	DB
7	Chase Lane	WR
6	Christian Leary	WR
75	Jakiah Leftwich	OL
2	Dylan Leonard	TE
14	Juju Lewis	WR
55	Horace Lockett	DL
82	Jackson Long	TE
78	Ethan Mackenny	OL
33	Tyson Meiguez	LB
44	Anthony Minella	TE
13	Paul Moala	LB
95	Jason Moore	DL
48	Ezra Odinjor	DL
4	Braelen Oliver	LB
5	Clayton Powell-Lee	DB
41	Malcolm Pugh	DL
64	Ryan Purves	OL
5	Zach Pyron	QB
6	Etirosa Reuben	DL
16	Brody Rhodes	QB
27	Josh Robinson	DL
55	Corey Robinson II	OL
93	Jaaymen Rochell	DL
8	Malik Rutherford	WR
65	Connor Scaglione	OL
59	Will Scissum	OL
8	Makius Scott	DL
73	Patrick Screws, Jr.	OL
80	Brett Seither	TE
17	Aidan Semo	QB
84	Josh Sexton	WR
25	Taye Seymore	DB
43	David Shanahan	P
17	Rodney Shelley	DB
0	Myles Sims	DB
13	Eric Singleton, Jr.	WR
94	Chase Sippola	DL
4	Dontae Smith	RB
88	Gavin Stewart	PK
7	Treniyas Tatum	LB
83	Zion Taylor	WR
57	Paul Tchio	OL
92	Ty Thompson	DL
85	Billy Ward	TE
2	Kenyatta Watson II	DB
3	Andre White	LB
39	Englan Williams	RB
54	Jordan Williams	OL
32	Sylvain Yondjouen	DL



COACHES AND FOOTBALL STAFF

Head Coach: Brent Key (Georgia Tech, 2001) — 1st season at Georgia Tech
Offensive Coordinator/Tight Ends: Buster Faulkner (Valdosta State, 2005)
Defensive Coordinator: Andrew Thacker (Furman, 2007)
Linebackers/Co-Defensive Coordinator: Kevin Sherrer (Alabama, 1996)
Quarterbacks/Co-Offensive Coordinator: Chris Weinke (Florida State, 2000)
Running Backs/Run Game Coordinator: Norval McKenzie (Vanderbilt, 2005)
Special Teams Coordinator: Ricky Brumfield (Utah State, 1999)
Defensive Line: Marco Coleman (Flagler, 2015)
Wide Receivers: Josh Crawford (Morehouse, 2007)
Defensive Backs: Travares Tillman (Georgia Tech, 2010)
Offensive Line: Geep Wade (Chattanooga, 2002)
Senior Defensive Analyst for DL: Brian Baker (Maryland, 1985)
Defensive Analyst for Linebackers: Bill Stewart (UCF, 1990)
Senior Special Teams Analyst: Carter Blount
Offensive Analyst: Dylan Dockery
Offensive Analyst: A.J. Erdely
Offensive Analyst: Edmund Kugbila
Graduate Assistant Coach: Nathan Brock (Ohio State, 2020)
Graduate Assistant Coach: Alec Brown (Auburn, 2017)
Graduate Assistant Coach: Quentin Jones
Graduate Assistant Coach: DeAndre Smelter
Director of Football Strength and Performance: A.J. Artis (Campbell, 2015)
Assoc. Director of FB Strength and Performance/Accountability: Byron Jerideau (South Carolina, 2012)
Director of Speed and Assoc. Director of FB Performance: Jordan Diaz (South Carolina, 2014)
Asst. Director of FB Strength and Conditioning: Tyler Smith (South Carolina State, 2016)
Performance Manager/Asst. Director of FB Strength and Conditioning: Sean Boyle (Temple, 2012)
General Manager: Errin Joe (Georgia Tech, 2014)
Director of Player Personnel: Beau Davison (North Texas, 2007)
Director of High School Relations: Tim McFarlin
Director of Scouting: Kenyatta Watson (Boston College, 1996)
Director of Recruiting Operations: Amanda Skipwith (Alabama, 2021)
Director of Recruiting: Brooks Barrineau (Clemson, 2020)
Director of On-Campus Recruiting: Kimberly Smith
Defensive Recruiting Coordinator: Patrick McDonald
Chief of Staff: Donald Hill-Eley (Virginia Union, 1990)
Director of Player Development: Anthony Parker (Tennessee, 2008)
Director of Research and Analytics: Pat Boyle (Temple, 2012)
Analytics Graduate Assistant: Devin Ellison
Director of Football Operations: Josh Thompson (Appalachian State, 2002)
Asst. Director of Football Operations: Jon Blake (Arkansas, 2015)
Director of Executive Operations: Kyle Glover (South Carolina, 2019)
Head Football Athletic Trainer: Mark Smith (SUNY Brockport, 2010)
Assistant Football Athletic Trainer: Michael Norder (Florida, 2018)
Assistant Equipment Manager: Punt Windham (Georgia Tech, 1994)
Assistant Equipment Manager: Kane Ivers-Osthus (Florida, 2016)
Assistant A.D./Video Operations: Todd McCarthy (VCL, 1992)
Assistant Football Video Coordinator: Glenn Ingram (Georgia Southern, 2020)
Director of Football Digital Strategy: Elyse Appelblatt (Indiana, 2018)

ROSTER BREAKDOWN

BY ELIGIBILITY

Table with 2 columns: Eligibility Category and Count. Rows include Freshmen (33), Sophomores (27), Juniors (29), and Seniors (10).

BY HOME STATE / COUNTRY

Table with 2 columns: Home State / Country and Count. Rows include Georgia (64), Florida (13), Tennessee (4), Alabama (5), Texas (5), North Carolina (2), Pennsylvania (3), California (1), Missouri (1), New Jersey (1), New York (1), South Carolina (1), Belgium (1), and Ireland (1).

MEET THE YELLOW JACKETS





51

NACARI ASHLEY**LB • 6-3 • 210 • Fr.**
Marietta, Ga./Marietta

High School: Named first-team all-region for defense and offense by *Recruit Georgia* in 2022 ... Finished his senior season with 76 total tackles (48 solo), two forced fumbles, three pass breakups, three blocked kicks (two field goals, one punt) and four sacks on defense and more than 500 all-purpose yards and four touchdowns on offense ... Coached at Marietta by Richard Morgan.

Personal: Majoring in business administration.



81

LUKE BENSON**TE • 6-4 • 233 • Sr.**
Chalfont, Pa./Central Bucks West (Syracuse)

2022 (Junior): Saw action in all 12 games, making four starts ... Hauled in nine receptions for 85 yards on the season for an average of 7.1 yard per reception ... Caught a 19-yard reception in the 35-17 win over Western Carolina (Sept. 10) ... Also caught two passes for 19 yards, including an 11-yarder against then-No. 17 Ole Miss (Sept. 17) ... Hauled in two passes for 18 yards, including a 16-yard reception in the thrilling 28-27 road win at Virginia Tech (Nov. 5).

2019-21 (Syracuse): Played three seasons at Syracuse and has two seasons of eligibility remaining ... Appeared in 34 of Syracuse's 35 games over his three seasons with the Orange, including 10 starts ... Caught 19 passes for 261 yards and five touchdowns in three seasons at Syracuse ... Earned third-team freshman all-America honors from Pro Football Focus after playing in all 12 games with two starts and catching eight passes for 176 yards and three touchdowns as a true freshman in 2019 ... Hauled in a 70-yard touchdown reception against Holy Cross as a freshman, which was the second-longest touchdown catch by a tight end in Syracuse history and the longest since 1961 ... Appeared in all 11 games with five starts in 2020, catching six passes for 63 yards and a score ... Played in 11-of-12 games with three starts as a sophomore in 2021, catching five passes for 22 yards ... Made seven special-teams tackles over three seasons (two in 2019, two in 2020 and three in 2021).

High School: Rated as a three-star prospect by *247Sports* and ESPN ... Tabbed as the No. 36 tight end in the nation and the No. 32 prospect in the state of Pennsylvania by ESPN ... Played both tight end and defensive end ... Three-time all-Suburban One League (SOL) selection at tight end, including first-team honors as a junior and senior ... Also earned first-team all-SOL accolades at defensive end as a junior ... *PrepStar* all-East Region honoree ... Caught 23 passes for 4,044 yards (17.6 avg.) and six touchdowns during prep career, including 12 receptions for 202 yards and four scores as a senior ... Also recorded 66 career tackles and nine sacks on defense ... Won team's defensive "Trenchman" award as a senior ... Team captain ... Coached by Chaz Cathers and Rob Rowan ... Three-sport star also played basketball and ran track ... Won conference championship and placed eighth at state championships in 100m dash as a junior.

Personal: Majoring in business administration.

CAREER HIGHS

Receptions: 2, 3x - last at Virginia Tech (Nov. 5, 2022)

Receiving Yards: 19, twice - last vs. No. 20/17 Ole Miss (Sept. 17, 2022)

Longest Reception: 19 vs. Western Carolina (Sept. 10, 2022)

CAREER STATISTICS**RECEIVING**

YR	G-GS	NO.	YDS	TD	LG	Rec./G	Avg/C	Avg/G
2022	12-4	9	85	0	19	0.8	9.4	7.1
Total	12-4	9	85	0	19	0.8	9.4	7.1



58

BRANDON BEST**OL • 6-4 • 295 • r-Fr.**
Tucker, Ga./Milton

2022 (True Freshman): Appeared in four games ... Redshirted.

High School: Rated as a three-star prospect by *Rivals*, *247Sports* and ESPN ... Ranked as the No. 31 offensive guard in the nation and the No. 66 overall prospect in the state of Georgia by *Rivals* ... Team captain helped lead Milton H.S. to 2021 Georgia 7A state championship game as a senior ... Helped pave the way for Milton QB Devin Farrell to throw for more than 2,000 yards and rush for nearly 1,000 and for RB Jordan McDonald to rush for 1,500-plus yards and 26 touchdowns in 2021 ... Invited to participate in 2020 Georgia Elite Classic, 2019 Georgia Coaches Association All-Star Football Classic and 2018 B2C All-America game ... Attended same high school as current Georgia Tech teammates Dylan Leonard, Anthony Minella and Paul Tchio ... Coached at Milton by Adam Clack.

Personal: Majoring in public policy.



88

ZEK BIGGERS**DL • 6-6 • 333 • Jr.**
Salisbury, N.C./West Rowan

2022 (Sophomore): Saw action in all 12 games ... Recorded 32 total tackles (19 solo), one tackle for loss and one blocked kick on the season ... Made a season-best six stops against then-No. 17 Ole Miss (Sept. 17) ... Then tallied four tackles (two solo) in the huge 26-21 road win at then-No. 24 Pitt (Oct. 1) ... Recorded three tackles in back-to-back games against Virginia (Oct. 20) and Florida State (Oct. 29) ... Totaled five stops (three solo) in the season finale at then-No. 1 Georgia (Nov. 26).

2021 (Freshman): Appeared in nine games as a true freshman ... Played in nine-straight games beginning with the second contest of the season versus Kennesaw State (Sept. 11) before missing the final two games against No. 6 Notre Dame (Nov. 20) and No. 1 Georgia (Nov. 27) due to injury ... Finished his rookie season with nine tackles ... Recorded two tackles in four games — vs. Kennesaw State, at No. 6 Clemson (Sept. 18), at Duke (Oct. 9) and vs. Boston College (Nov. 13) ... Also saw a lot of time as the personal protector for freshman punter David Shanahan on Tech's punt protection/coverage unit.

High School: Rated as a three-star prospect by *247Sports* and ESPN ... Tabbed as the No. 71-ranked defensive tackle in the nation and the No. 58-ranked player in the state of North Carolina by ESPN ... Named to all-county and all-conference teams as a junior ... Burst on the scene as a sophomore, when recorded 85 tackles (50 solo), 9.0 tackles for loss, 2.5 sacks and forced two fumbles ... Senior season was delayed to spring 2021 due to Covid-19 protocols in North Carolina ... Lettered in football, basketball, and track and field at West Rowan H.S. ... Coached by Joe Nixon.

Personal: Majoring in business administration.



CAREER HIGHS

Tackles: 6 vs. No. 20/17 Ole Miss (Sept. 17, 2022)
Solo Tackles: 2, twice - last vs. No. 20/17 Ole Miss (Sept. 17, 2022)
Tackles for Loss: 1.0 vs. No. 20/17 Ole Miss (Sept. 17, 2022)
Blocked Kicks: 1 vs. Virginia (Oct. 20, 2022)

CAREER STATISTICS

DEFENSIVE

YR	G-GS	UT	AT	TT	TFL	SACK	FF/FR	BLK	QBH
2021	9-0	6	3	9	0.5-1	0.0-0	0/0	0	0
2022	12-0	19	13	32	1.0-2	0.0-0	0/0	1	0
Total	21-0	25	16	41	1.5-3	0.0-0	0/0	1	0



93

AIDAN BIRT

PK • 6-1 • 198 • r-Fr.
Kennedale, Texas/Kennedale

2022 (True Freshman): Did not see game action ... Redshirted.

High School: Rated as a three-star prospect by *Rivals* and *247Sports* ... A four-year all-district selection at Kennedale High School ... Named all-state in 2020 and 2021 ... As a junior, finished 10-for-16 on field goals and boomed 54 of his 79 kickoffs for touchbacks ... During his sophomore campaign, connected on 58 point-after attempts and three field goals in 11 games for 67 total points ... Also blasted 71 kickoffs at a 51.7-yard clip for 3,671 yards total ... Coached at Kennedale by Richard Barrett.

Personal: Majoring in business administration.



1

LEO BLACKBURN

WR • 6-5 • 220 • r-So.
Atlanta, Ga./Westlake

2022 (Redshirt Freshman): Collegiate debut was delayed once again due to an injury sustained just before the start of fall camp ... Missed the first five games of the season ... Made highly anticipated debut versus Duke (Oct. 8) and didn't disappoint, hauling in three receptions for 49 yards, including a spectacular 37-yard touchdown catch, in the Yellow Jackets' 23-20 overtime win ... Closed the season with two catches for 32 yards in finale at No. 1 Georgia (Nov. 26).

2021 (Freshman): Sustained a season-ending injury during fall camp and missed the entire season ... Redshirted.

High School: Rated as a three-star prospect by *Rivals*, *247Sports* and ESPN ... Classified as a tight end on recruiting profiles, was tabbed as the No. 18-ranked tight end in the nation and the No. 33-ranked player in the state of Georgia by *Rivals* ... *Sports Illustrated* all-America Candidate (2020) ... Had 50-plus catches for more than 1,000 yards and 10 touchdowns as a senior ... Helped lead Westlake to an 11-2 overall record and the semifinals of the Georgia 6-A state playoffs as a senior in 2020 ... As a junior, helped lead Westlake to a first-place finish in Georgia 7-A Region 2 ... Registered more than 70 receptions, 1,300 receiving yards and 10 touchdowns during his prep career ... Invited to the Florida vs. Georgia All-Star Game ... Was a varsity performer in both football and baseball (as a standout pitcher) since his freshman year at Westlake H.S. ... Attended same high school as Georgia Tech teammates Jakiah Letfwich, Horace Lockett, Clayton Powell-Lee and Myles Sims ... Coached by Bobby May.

Personal: Majoring in business administration.

CAREER HIGHS

Receptions: 3 vs. Duke (Oct. 8, 2022)
Receiving Yards: 49 vs. Duke (Oct. 8, 2022)
Longest Reception: 37 vs. Duke (Oct. 8, 2022)
Receiving TDs: 1 vs. Duke (Oct. 8, 2022)

CAREER STATISTICS

RECEIVING

YR	G-GS	NO.	YDS	TD	LG	Rec./G	Avg/C	Avg/G
2021						-- Redshirted	--	
2022	7-1	5	81	1	37	0.7	16.2	11.6
Total	7-1	5	81	1	37	0.7	16.2	11.6



25

JAMES BLACKSTRAIN

WR • 6-2 • 186 • r-So.
Cocoa, Fla./Holy Trinity

2022 (Redshirt Freshman): Saw action in six games with one start against Duke (Oct. 8) ... Did not record any statistics.

2021 (Freshman): Did not see game action as a true freshman ... Redshirted.

High School: Rated as a four-star prospect by *Rivals*, *247Sports* and ESPN ... A member of the prestigious ESPN 300 list ... Tabbed as the No. 38-ranked wide receiver in the nation and the No. 32-ranked player in the state of Florida by ESPN ... Earned starting role as a freshman at Holy Trinity but missed his junior season (2019) due to injury ... Hauled in 120 receptions, 2,285 receiving yards and 22 touchdowns in three high-school seasons ... Averaged 81.6 yards per game and 19.0 yards per catch during his prep career ... Rebounded from his season-ending injury as a junior to record 54 receptions for 1,015 yards and nine touchdowns as a senior in 2020 ... Coached by Nathaniel Hooks.

Personal: Majoring in business administration.



12

DOMINICK BLAYLOCK

WR • 6-1 • 203 • r-Jr.
Marietta, Ga./Walton (Georgia)

Georgia (2019-22): Has two seasons of eligibility remaining as a graduate transfer from Georgia ... Saw action in 31 games over four seasons at Georgia, including 12-of-14 games as a true freshman in 2019 and all 15 contests as a redshirt sophomore in 2022 ... Missed the entire 2020 season and only played in the final four games of the 2021 campaign after sustaining two separate major injuries to the same knee in 2019 and 2020 ... Caught 35 passes for 548 yards and six touchdowns and returned 16 punts for 131 yards (8.3 avg.) in just two-plus seasons of game action ... Set career highs with 15 receptions, 310 receiving yards, five touchdown catches and 14 punt returns for 128 yards (9.1 avg.) as a true freshman in 2019 ... Set all of his single-game career highs as a freshman - four receptions, 112 receiving yards and a 60-yard catch versus Arkansas State (Sept. 14, 2019) and a 32-yard punt return versus Georgia Tech (Nov. 30, 2019) ... Made the only tackle of his career on the opening kickoff versus Georgia Tech in 2021.

High School: Rated as a five-star prospect by *247Sports* and *PrepStar Magazine* ... Ranked as the No. 8 overall prospect and the No. 1 wide



receiver nationally by *PrepStar* ... Rated as the No. 33 overall prospect and the No. 4 wide receiver nationally by ESPN ... Three-time all-state honoree ... Amassed more than 3,500 yards from scrimmage and scored 52 touchdowns during his prep career at nearby Walton H.S. ... Caught 60 passes for 1,052 yards and eight touchdowns and ran for 216 yards and 10 scores on 53 carries while helping lead Walton to a 10-2 record and an appearance in the 7A state quarterfinals as a senior in 2018 ... Caught 52 passes for 900 yards and seven touchdowns and ran 38 times for 270 yards and 10 touchdowns as a junior in 2017 ... Caught 59 passes for 904 yards and eight touchdowns as a sophomore in 2016, en route to second-team *MaxPreps* sophomore all-America recognition ... Earned MVP honors at the U.S. Army All-American Bowl national combine ... Coached by Daniel Brunner.

Personal: Graduated from Georgia with a bachelor's degree in housing management and policy ... Majoring in business administration at Georgia Tech ... Son of Mookie Blaylock, a basketball All-American at Oklahoma (1987-89) and NBA All-Star who played for 13 seasons with the New Jersey Nets (1989-92), Atlanta Hawks (1992-99) and Golden State Warriors (1999-2002).



9

AVERY BOYD

WR • 6-2 • 232 • Jr.
Tallahassee, Fla./Godby

2022 (Sophomore): Saw action in six games, primarily on special teams ... Recorded one unassisted tackle in a win versus Western Carolina (Sept. 10).

2021 (Freshman): Saw action in six games ... Did not record any statistics on offense ... Made one tackle on special teams during win at Duke (Oct. 9).

2020 (Freshman – “Covid Year” – year of eligibility retained): Saw action in two games ... Made collegiate debut at Syracuse (Sept. 26) ... Sustained a season-ending injury versus Louisville (Oct. 9) ... Did not record any statistics.

High School: Rated as a three-star prospect by *Rivals*, *247Sports* and ESPN ... Speedster has been timed under 4.4 seconds in 40-yard dash ... Selected by *Tallahassee Democrat* as one of the Florida Panhandle's 50 best offensive players in 2019 ... As a senior, helped Godby rebound from a 4-6 regular season to pull off upset wins in the first two rounds of the Florida 5A state playoffs to advance to the state quarterfinals ... Had 620 receiving yards and 10 touchdown receptions in 10 regular-season games as a senior ... Returned opening kickoff 82 yards for a touchdown to set the tone for Godby in its 38-14 win over Parker in the opening game of the 2019 Florida state playoffs ... Coached by Brandon McCray.

Personal: Majoring in literature, media and communication.



1

LAMILES BROOKS

DB • 6-2 • 188 • Jr.
Jacksonville, Fla./Trinity Christian Academy

2022 (Sophomore): Earned third-team all-ACC recognition in first season as a starter ... Ranked the No. 3 safety in the ACC by *Pro Football Focus* ... Earned all-America grades (80 or higher) from PFF in both overall defense (81.5) and pass coverage (86.8) ... Played in all 12 games as a sophomore and started the last 10 games of the season ... Led the Yellow Jackets and tied for third in the ACC and 43rd nationally

with three interceptions (Sept. 24 at UCF, Oct. 20 vs. Virginia, Nov. 19 at North Carolina) ... Returned INT vs. Virginia 37 yards for a touchdown ... His interception late in the third quarter at North Carolina snapped UNC all-American Drake Maye's sting of consecutive passes without an INT at 195, stalled a UNC drive inside its red zone and set up what proved to be the Yellow Jackets' game-winning, 81-yard touchdown drive in a 21-17 win over the No. 13-ranked Tar Heels ... Also led Tech and tied for 12th in the ACC with 10 passes defended (seven pass breakups to go along with three INTs) ... Led Tech's defensive backs and ranked fourth on the team overall with 52 tackles ... Had four or more tackles in 9-of-12 games ... Stuffed the stat sheet with a career-high nine tackles, 1.5 tackles for loss and two pass breakups to go along with his pick-six vs. Virginia ... Became one of only 16 NCAA Division I FBS players since 2000 with as many as nine tackles, a fumble recovery and an interception return for a touchdown in a game, and the first Yellow Jacket to pull off the feat since Bruce Jordan-Swilling at Virginia in 2017 (Tech is the only school with multiple players on the list) ... Also had two PBUs to help spur Jackets' wins at No. 24 Pitt (Oct. 8) and No. 13 UNC ... Had six tackles against Miami (Fla.) (Nov. 12) ... Recorded five stops apiece against Ole Miss (Sept. 17), at Florida State (Oct. 29) and at No. 1 Georgia (Nov. 26).

2021 (Freshman): Saw action in all 12 games, contributing both on special teams and as a reserve defensive back ... Recorded nine tackles ... Had a season-high three tackles at No. 6 Notre Dame (Nov. 20) ... Also had multiple stops (2) in win at Duke (Oct. 9) ... Recorded single tackles at No. 6 Clemson (Sept. 18), at Virginia (Oct. 23), vs. Virginia Tech (Oct. 30) and against No. 1 Georgia (Nov. 27).

2020 (Freshman – “Covid Year” – year of eligibility retained): Saw action in four late-season conference games — at Boston College (Oct. 24), vs. Notre Dame (Oct. 31), vs. Duke (Nov. 28) and at NC State (Dec. 5) ... Made lone tackle of his freshman campaign at NC State.

High School: Rated as a four-star prospect by *Rivals*, *247Sports* and ESPN ... A member of the prestigious *Rivals250* and *ESPN300* lists ... Tabbed as the No. 10-ranked cornerback in the nation and No. 21-ranked player in the state of Florida by *Rivals* ... Rated one of the top 15 recruits in Georgia Tech history by *247Sports* ... Four-year letterwinner ... Team captain as a senior ... Broke up 16 passes and racked up 88 tackles over final two prep seasons ... Named freshman all-America in 2016 ... Helped lead Trinity Christian to 36 wins over seasons, including Florida 3A state championship as a freshman and state semifinals as a junior ... Coached by Verlon Dorniney.

Personal: Majoring in business administration ... One of Georgia Tech's most active student-athletes in community service projects ... His long list of volunteer activities includes: Jackets Without Borders – international service trip to Villa del Rio, Puerto Rico, in May 2022 to help rebuild houses that were destroyed by Hurricanes Irma and Maria in 2017; For Others – organization that helps prevent vulnerable children from being placed in the foster care system; Michael Isenhour Toy Drive – annual service project spearheaded by Georgia Tech's Student-Athlete Advisory Board (SAAB) to collect and deliver toys to the Atlanta Children's Shelter during the holiday season; Children's Health Care of Atlanta – was one of several Yellow Jackets that recently visited Children's Scottish Rite to spend time with patients ... Represented Georgia Tech at the 2023 Black Student-Athlete Summit in Los Angeles and the Atlantic Coast Conference Unity Tour in Washington, D.C. in summer of 2023 ... Also an active member Georgia Tech's Student-Athlete Advisory Board.

**CAREER HIGHS****Tackles:** 9 vs. Virginia (Oct. 20, 2022)**Solo Tackles:** 5 vs. Virginia (Oct. 20, 2022)**Interceptions:** 1, 3x - last at No. 13 North Carolina (Nov. 19, 2022)**Long Interception Return:** 37 vs. Virginia (Oct. 20, 2022)**Touchdowns:** 1 vs. Virginia (Oct. 20, 2022)**Pass Breakups:** 2, 3x - last at No. 13 North Carolina (Nov. 19, 2022)**Fumbles Recovered:** vs. Virginia (Oct. 20, 2022)**CAREER STATISTICS****DEFENSIVE**

YR	G-GS	UT	AT	TT	TFL	PD	FF/FR	INT	QBH
2020	4-0	1	0	1	0.0-0	0	0/0	0	0
2021	12-0	5	4	9	0.0-0	0	0/0	0	0
2022	12-10	34	18	52	2.5-3	10	0/1	3	0
Total	28-10	40	22	62	2.5-3	10	0/1	3	0

**71****JORDAN BROWN****OL • 6-5 • 325 • r-So.**

Long Beach, Calif./Jireh Prep Academy (UNC Charlotte)

2021-22 (UNC Charlotte): Has three seasons of eligibility remaining ... Appeared in seven games in 2022 ... Made his collegiate debut against Florida Atlantic on Aug. 27, 2022 ... Redshirted in 2021.**High School:** Helped lead Jireh to a perfect 8-0 season in 2020 as a team captain ... Played basketball through high school before taking up football in prep school at Jireh Prep Academy in Matthews, N.C.**Personal:** Majoring in business administration.**28****JUSTIN BROWN****DB • 6-0 • 186 • Fr.**

Murfreesboro, Tenn./Blackman

High School: Rated as a three-star prospect by *Rivals*, *247Sports* and ESPN and the No. 14 player in the state of Tennessee by *Rivals* and *247Sports* ... Versatile two-way player totaled 62 tackles, 5.5 tackles for loss and two interceptions on defense while catching 74 passes for 1,229 yards and 18 touchdowns and rushing for 214 yards and five touchdowns on 28 carries as a senior in 2022 ... Also returned 14 kicks for 248 yards (17.7 avg.) during senior campaign ... Helped lead Blackman to a 10-3 record and the third round of the Tennessee Class 6A playoffs in 2022 ... Caught 69 passes for 1,144 yards and 11 touchdowns as a junior in 2021 ... Coached by Chandler Tygard.**Personal:** Majoring in business administration.**15****SIRAD BRYANT****DB • 6-2 • 215 • r-So.**

Cordele, Ga./Crisp County

2022 (Redshirt Freshman): Saw action in eight games, playing primarily in special teams ... Totaled five tackles on the season (four solo).**2021 (True Freshman):** Made collegiate debut on Nov. 6 at Miami (Fla.) ... Did not record any statistics ... Redshirted.**High School:** Rated as a three-star prospect by *Rivals*, *247Sports* and ESPN ... Tabbed as the No. 49-ranked safety in the nation and the No. 51-ranked player in the state of Georgia by *247Sports* ... Two-way star is a three-year letterwinner, amassing 147 tackles, 4.0 tackles for loss, 13 interceptions (one that was returned for a touchdown), three fumble recoveries (two that were returned for touchdowns) on defense and 1,100 receiving yards and nine touchdowns on offense over the course of his prep career ... Seven of his nine touchdown catches came during his senior season, which saw him help lead Crisp County to an 11-2 record and an appearance in the semifinals of the Georgia 3-A state playoffs ... Named all-state and all-region as a junior, when he helped lead team to state runner-up finish ... Coached by Brad Harber.**Personal:** Brother, Markaviest "Big Kat" Bryant, played collegiately at Auburn and UCF, has played in the NFL with the Dallas Cowboys and Miami Dolphins and is currently a member of the USFL's Memphis Showboats ... Sirad is majoring in business administration.**77****ELIAS CLOY****OL • 6-3 • 278 • Fr.**

Alpharetta, Ga./Alpharetta

High School: Rated as a three-star prospect by *Rivals*, *247Sports* and ESPN ... Is the No. 80 ranked offensive guard in the nation by ESPN ... Attended St. Francis H.S. in Alpharetta for two years before transferring to Alpharetta H.S. as a junior ... All-state performer ... Four-time all-region selection, including first-team as a junior and senior at Alpharetta ... Lettered all four years of his prep career ... Served as a team captain for three seasons - as a sophomore at St. Francis in 2020 and as a junior and senior at Alpharetta in 2021 and 2022 ... Coached at Alpharetta by Jason Kerwin ... Offensive coordinator at Alpharetta was former Georgia Tech quarterback TaQuon Marshall ... Honor roll student.**Personal:** Is the youngest of five siblings ... brother, Eric, lettered in track and field at Lees-McRae College ... brother, Elijah, ran cross country at South Carolina State ... Elias is majoring in earth and atmospheric sciences.**43****NOAH COLLINS****DL • 6-5 • 241 • Jr.**

Loganville, Ga./Grayson

2022 (Sophomore): Saw action in 11 games and made one start against Clemson (Sep. 5) ... Recorded 16 tackles on the season, including 2.5 sacks, two fumble recoveries and a blocked kick ... Recorded four stops in back-to-back games to start the season against then-No. 4 Clemson (Sept. 5) and Western Carolina (Sept. 10) ... Made two tackles for loss against then-No. 17 Ole Miss (Sept. 17) ... Also made three stops in the thrilling 23-20 overtime win over Duke (Oct. 8).**2021 (Freshman):** Saw action in seven games as a true freshman, contributing both on defense and special teams ... Finished the season with five tackles, including one for loss ... All five tackles came in the final five games of the season - one vs. Virginia Tech (Oct. 30), one at Miami (Nov. 6), one at No. 6 Notre Dame (Nov. 20) and a season-high two vs. No. 1 Georgia (Nov. 27) ... Also recorded a tackle for loss in season finale against UGA.**High School:** Rated as a three-star prospect by *Rivals*, *247Sports* and ESPN ... Tabbed as the No. 31-ranked wideback defensive end in the nation by *Rivals* and the No. 42-ranked player in the state of Georgia by ESPN ... As a senior in 2020, led Grayson to a 14-0 record and the



Georgia 7-A state championship ... As a junior, led Grayson to a first-place region finish and Georgia 7-A state quarterfinal appearance ... Recorded 65 tackles (30 solo), 9.0 tackles for loss and 5.0 sacks during his prep career ... Also blocked two kicks and recovered a fumble ... Coached by Adam Carter ... Is one of four Grayson graduates on Georgia Tech's current roster, joining Kevin Harris, Jamal Haynes, and Kenyatta Watson III.

Personal: Majoring in business administration.

CAREER HIGHS

Tackles: 4, twice - last vs. Western Carolina (Sept. 10, 2022)

Solo Tackles: 3 vs. No. 4 Clemson (Sept. 5, 2022)

Tackles for Loss: 2.0 vs. No. 20/17 Ole Miss (Sept. 17, 2022)

Blocked Kicks: 1 vs. No. 20/17 Ole Miss (Sept. 17, 2022)

Fumbles Recovered: 1, twice - last at Virginia Tech (Nov. 5, 2022)

CAREER STATISTICS

DEFENSIVE

YR	G-SG	UT	AT	TT	TFL	SACK	FF/FR	BLK	QBH
2021	7-0	2	3	5	1.0-1	0.0-0	0/0	0	0
2022	11-1	10	6	16	2.5-3	0.0-0	0/2	1	0
Total	18-1	12	9	21	3.5-4	0.0-0	0/2	1	0



0

TREY COOLEY

RB • 5-10 • 197 • Jr.
Raleigh, N.C./Knightdale (Louisville)

Louisville (2021-22): Attended Louisville from 2021-22 ... Appeared in seven games as a sophomore ... Finished with 59 carries for 278 yards and two touchdowns ... Averaged 4.7 yards per carry ... Also hauled in nine receptions for 66 yards and a touchdown through the air ... Ran for 70 yards or better in three games – vs. South Florida (75 yards), at Virginia (77 yards, one TD) and vs. Pitt (75 yards) ... Appeared in 12 games as a freshman in 2021, making one start ... Finished with 86 carries for 431 yards and one touchdown, averaging 5.0 yards per carry ... Also caught 12 passes for 173 yards (14.4 yards per catch) and two receiving touchdowns ... Ran for better than 90 yards twice, including his 13-carry, 112-yard day on the ground against Boston College ... also took 18 carries for 92 yards and a touchdown in the First Responder Bowl against Air Force.

High School: Attended Knightdale High School where he was ranked a four-star prospect by *247Sports* ... Ranked as the No. 7 running back and No. 9 player overall in North Carolina ... Enrolled early at Louisville, forgoing his senior season after it was moved to the spring ... Rushed 98 times for 959 yards and 14 touchdowns in seven games as a junior ... Carried 125 times for 931 yards and seven touchdowns during his sophomore season.

Personal: Majoring in history, technology and society.



35

JACOB CRUZ

LB • 6-4 • 232 • Fr.
Kennesaw, Ga./North Cobb Christian School

High School: Rated as a three-star prospect by *Rivals*, *247Sports* and ESPN ... Is the No. 61-ranked outside linebacker in the nation by ESPN ... 2022 Georgia Region 6-2A Defensive Player of the Year ... Two-time first-team all-region honoree ... Versatile athlete played on both sides

of the ball (linebacker and wide receiver) and lettered in three different sports (football, basketball and track) at North Cobb Christian School ... Amassed 218 tackles (97 as a senior in 2022, 121 as a junior in 2021) and 17.5 tackles for loss (14.5 as a senior, 3.0 as a junior) over his final two high school seasons ... Also caught 49 passes for 800 yards and six touchdowns during last two prep campaigns, highlighted by 29 receptions for 519 yards and five touchdowns as a senior ... Helped lead North Cobb Christian to a 10-2 record as a senior ... Coached at NCCS by Matt Jones ... High school teammate of fellow Georgia Tech signee Gabriel Fortson.

Personal: Majoring in business administration.



21


OMAR DANIELS

DB • 6-0 • 176 • r-So.
Moultrie, Ga./Colquitt County (Kansas State)

Kansas State (2021-22): Has three seasons of eligibility remaining after transferring from Kansas State ... Played in 11 games over two seasons as a reserve cornerback at KSU ... Made one tackle his collegiate debut in the 2021 Texas Bowl vs. LSU ... Played in 10 games as a redshirt freshman in 2022 ... Had tackles against Missouri and in the Sugar Bowl vs. Alabama during redshirt freshman campaign.

High School: Rated as a three-star prospect by *Rivals*, *247Sports* and ESPN ... Earned first-team all-region honors as a junior and senior ... Helped lead Colquitt County to a combined 18-4 record over his final two seasons – 9-3 with a trip to the second round of the Georgia 7A state playoffs in 2019 and 9-1 in 2020 ... Recorded 35 tackles, one tackle for loss, four pass breakups and two interceptions as a senior in '20 ... Coached by Justin Rogers.

Personal: Majoring in history, technology and society.



24

TRENT DAVIS

WR • 5-11 • 175 • r-So.
Douglas, Ga./Coffee

2022 (Redshirt Freshman): Did not see game action.

2021 (Freshman): Did not see game action ... Redshirted.

High School: Played wide receiver at Coffee H.S. in Douglas, Ga. ... Invited to participate in 2020 Georgia vs. Florida High School Showcase all-star game.

Personal: Majoring in business administration ... Member of the ACC academic honor roll.



52

AUSTIN DEAN

LB • 6-2 • 229 • Jr.
Tampa, Fla./Berkeley Prep (Rutgers)

2021-22 (Rutgers): Has two seasons of eligibility remaining ... Played in 20 games over two seasons at Rutgers – all 12 as a sophomore in 2022 (including one start at linebacker) and eight as a true freshman in 2021) ... Totalled 19 tackles as a sophomore in 2022 ... Had a career-high six tackles in first-career start versus No. 11 Penn State (Nov. 19) ... Had four tackles against No. 4 Michigan (Nov. 5) and in a win over



Wagner (Sept. 10) ... Made his collegiate debut on Oct. 9, 2021 against No. 11 Michigan State.

High School: Played high school ball at Berkeley Prep in Tampa, Fla. ... Rated as a three-star prospect by *247Sports* and ESPN ... Racked up 174 tackles, 49 tackles for loss and 18 sacks during prep career ... Totaled 73 tackles, six quarterback hurries, three TFL, three sacks, three blocked kicks and an interception as a senior in 2020, when he helped lead Berkeley Prep to a 7-2 record and a No. 19 overall ranking in the football-rich state of Florida ... Had 40 tackles, 21 TFL, six sacks, 13 hurries, three pass break-ups, three blocked punts, one blocked field goal and a forced fumble as a junior in 2019, en route to all-county recognition from the Tampa Bay Times ... Coached at Berkeley Prep by Dominick Ciaio.


Personal: Majoring in economics.

**26****EVAN DICKENS**

RB • 5-11 • 184 • Fr.
Roswell, Ga./IMG Academy

High School: Rated as a three-star prospect by *247Sports* and ESPN ... Transferred to IMG Academy for his senior season ... Rushed for 480 yards and nine touchdowns on 57 carries as a senior ... Also hauled in three receptions for 31 yards ... Ran for 100 yards on 13 carries with three touchdowns in the ESPN High School Showcase game as IMG Academy defeated Central-Phenix City ... Coached at IMG Academy by Billy Miller ... Before transferring to IMG, attended Blessed Trinity H.S. in Roswell, Ga., where he rushed for 698 yards, seven touchdowns and 7.5 yards per carry as a junior ... Coached at Blessed Trinity by current Georgia Tech director of high school relations Tim McFarlin ... Played at Blessed Trinity with current Yellow Jackets' teammate Englan Williams.

Personal: Majoring in business administration.

**98****BRYSTON DIXON**

DL • 6-3 • 329 • Fr.
Leroy, Ala./Leroy

High School: Rated as a three-star prospect by *247Sports* ... Tabbed as No. 56 prospect out of Alabama by *247Sports* ... Named first-team all-state by the Alabama Sports Writers Association in 2022 ... Also invited to 2022 Alabama North-South All-Star Game ... Recorded 79.5 tackles (75 solo), 37 tackles for loss and seven sacks his senior year ... Named one of the 2022 top defensive linemen in Alabama by *Down South Football* ... Was also named to *Icon Sports'* all-junior Team in 2021 ... prep teammates with fellow Georgia Tech signee Malcolm Pugh ... Coached at Leroy by Jason Massey.

Personal: Majoring in computer science.

**99****D'QUAN DOUSE**

DL • 6-2 • 278 • R-Jr.
Savannah, Ga./Calvary Day School

2022 (Redshirt Sophomore): Started all 12 games at defensive tackle ... Ranked No. 5 among ACC interior defenders against the run with an all-America-level 80.7 run-defense grade according to *Pro Football Focus* ... Tied for second on the team with 3.5 sacks and ranked fourth on

the squad with 5.5 tackles for loss ... Finished with 26 tackles overall ... Had at least one tackle every game, but became an especially disruptive force late in the season, with all 5.5 of his tackle for losses coming in the second half of the year ... Recorded first TFL of the campaign against Virginia (Oct. 20) ... Had a breakout performance in 28-27 win at Virginia Tech (Nov. 5), with seven tackles, 2.5 sacks, a forced fumble and a blocked PAT (all career highs) ... Forced fumble not only thwarted a VT scoring opportunity deep in GT territory in the fourth quarter, but also led to a touchdown that started the Yellow Jackets' comeback from a 27-16 deficit in the eventual 28-27 win ... Blocked PAT also proved to be the difference in GT's one-point win ... Also turned up big in Tech's 21-17 win at No. 13 North Carolina (Nov. 19) with a sack, two TFL and a force fumble.

2021 (Redshirt Freshman): Saw action in 10 games ... Recorded lone tackle of the season at No. 6 Notre Dame (Nov. 20).

2020 (Redshirt Freshman – "Covid Year" – year of eligibility retained): Appeared in nine games and made two starts at defensive tackle ... Finished the season with seven tackles ... Was in the starting lineup for his collegiate debut at Florida State (Sept. 12) ... Recorded first tackle against UCF (Sept. 19) ... Blocked an extra-point attempt at Syracuse (Sept. 26) ... Turned in his finest performance of the season with four tackles in nationally televised primetime win over Louisville (Oct. 9).

2019 (Freshman): Redshirted.

High School: Rated as a three-star prospect by ESPN, *247Sports* and *Rivals* ... Three-time all-region honoree, earning the recognition on defense as a junior and senior and on offense as a sophomore (tight end) ... Also tabbed as a second-team all-region selection as a sophomore on defense ... Two-time all-Greater Savannah honoree ... Named to WJCL-TV's preseason Big 22 team prior to his senior season, which recognizes the top 22 players across southeast Georgia and the South Carolina Low Country ... Four-year letterwinner ... Served as team captain as a senior ... Coached by Mark Stroud ... Also a three-year letterwinner and two-year captain in basketball ... Named all-region on the hardwood as a junior ... Outstanding student was named to Calvary Day's Principal's List (95 or higher in all classes) three different semesters.

Personal: Is the youngest of four siblings (all brothers) ... Brothers Dontre' and D'Qavis both played football at Savannah State ... Majoring in history, technology and society ... Member of ACC academic honor roll.

CAREER HIGHS

Tackles: 7 at Virginia Tech (Nov. 5, 2022)

Tackles for Loss: 2.5 at Virginia Tech (Nov. 5, 2022)


Sacks: 2.5 at Virginia Tech (Nov. 5, 2022)

Fumbles Forced: 1, twice - last at No. 13 North Carolina (Nov. 19, 2022)

Blocked Kicks: 1, twice - last at Virginia Tech (Nov. 5, 2022)

CAREER STATISTICS**DEFENSIVE**

YR	G-GS	UT	AT	TT	TFL	SACK	FF/FR	BLK	QBH
2019					-- Redshirted	--			
2020	9-2	4	3	7	0.0-0	0.0-0	0/0	1	0
2021	10-0	0	1	1	0.0-0	0.0-0	0/0	0	0
2022	12-12	10	16	26	5.5-33	3.5-19	2/0	1	4
Total	31-14	14	20	34	5.5-33	3.5-19	2/0	2	4



29

NICO DOWDELL**DB • 6-0 • 191 • Fr.**
Loganville, Ga./Loganville

High School: Rated as a three-star prospect by 247Sports and ESPN ... No. 64-ranked safety in the nation and No. 97-ranked prospect from the state of Georgia by ESPN ... Named first-team all-region on defense ... Two-way player who recorded 47 tackles (27 solo), three interceptions and four pass breakups on defense as well as 21 receptions for 446 receiving yards and 10 touchdowns on offense ... Helped lead Loganville to the playoffs ... Coached at Loganville by Brad Smith.

Personal: Majoring in business administration.



44

KYLE EFFORD**LB • 6-2 • 219 • r-Fr.**
Dacula, Ga./Dacula

2022 (True Freshman): Saw action in four games ... Recorded a tackle at No. 1 Georgia (Nov. 26) ... Redshirted.

High School: Rated as a three-star prospect by *Rivals*, *247Sports* and ESPN ... Helped lead Dacula to back-to-back state semifinal appearances as a freshman and sophomore and returned to the semifinals as a senior ... Played both ways at running back and linebacker ... As a senior, recorded 160 tackles, 5.0 tackles for loss, a forced fumble and recovery, three interceptions (including a pick-six) and nine quarterback hurries ... Also rushed for 1,180 yards and 20 touchdowns as well as completed four-of-four passes for 100 yards ... In 2020, amassed 82 tackles (20 for losses) with 17 quarterback hurries, while also rushing for 1,426 yards and 22 touchdowns ... In 2019, recorded 62 tackles and three sacks, alongside 919 rushing yards and 16 touchdowns ... Coached at Dacula by Casey Vogt.

Personal: Brother, Joe, plays professional soccer for Motherwell F.C. in the Scottish First Division ... Kyle is majoring in business administration.



23

JAMIE FELIX**RB • 5-10 • 198 • So.**
Kingland, Ga./Camden County

2022 (Freshman): Saw action in five games as a running back ... Rushed for 80 yards on the season and hauled in 41 receiving yards ... Rushed for a season-high 36 yards in the huge 21-17 road win over then-No. 13/11 North Carolina (Nov. 19) ... Recorded his lone touchdown on a 7-yard reception against Miami (Fla.) (Nov. 12).

High School: Rated as a four-star prospect by ESPN ... Tabbed as the No. 29-ranked running back in the nation and a top-35 prospect in the state of Georgia by ESPN ... Ran for 3,082 yards and 39 touchdowns in four years at Camden County ... Earned Region 1-7A offensive player of the year honors in 2021 ... Finished his senior season with 869 rushing yards on 119 carries with 13 touchdowns ... Also hauled in nine receptions for 111 yards and a touchdown ... Limited by an injury his junior season, only appearing in six games and recording 84 carries for 351 yards and four touchdowns ... Exploded during his sophomore campaign, reaching 1,124 rushing yards on 195 carries (102.2 ypg) for 15 touchdowns on the season ... Also caught 17 passes for 184 yards

and a touchdown ... As a freshman on varsity, rushed for 738 yards (121 carries) for seven touchdowns ... Including 484 receiving, 296 kickoff and 105 punt return yardage, amassed 3,967 all-purpose yards for his career (101.7 ypg) ... Is also nationally ranked prospect as a baseball player ... Coached at Camden County by Jeff Herron.

Personal: Majoring in business administration.

CAREER HIGHS**Rushing Attempts:** 7, twice - last at No. 13 North Carolina (Nov. 19, 2022)**Rushing Yards:** 37 at No. 13 North Carolina (Nov. 19, 2022)**Longest Rush:** 11 at No. 13 North Carolina (Nov. 19, 2022)**Receptions:** 3 vs. Miami (Nov. 12, 2022)**Receiving Yards:** 19 vs. Miami (Nov. 12, 2022)**Longest Reception:** 17 at No. 13 North Carolina (Nov. 19, 2022)**Receiving TDs:** 1 vs. Miami (Nov. 12, 2022)**CAREER STATISTICS****RUSHING**

YR	G-GS	ATT	YDS	TD	LG	Avg/C	Avg/G
2022	5-0	23	80	0	13	4.6	16.0
Total	5-0	23	80	0	13	4.6	16.0

RECEIVING

YR	G-GS	NO.	YDS	TD	LG	Rec./G	Avg/C	Avg/G
2022	5-0	6	41	1	17	1.2	6.8	8.2
Total	5-0	6	41	1	17	1.2	6.8	8.2




60

GABE FORTSON**OL • 6-3 • 299 • Fr.**
Kennesaw, Ga./North Cobb Christian School

High School: Rated as a three-star prospect by *Rivals*, *247Sports* and ESPN ... Is the No. 5-ranked center in the nation by *Rivals* and the No. 51-ranked interior lineman by *247Sports* ... First-team all-state selection as a senior in 2022 ... Three-time first-team all-region selection, which included being named Region 7-A Private Lineman of the Year as a junior in 2021 ... In addition to standout performance as an offensive lineman, two-way player recorded 51 tackles at defensive tackle over final two high school seasons, including five tackles for loss as a senior in 2022 ... Helped lead North Cobb Christian to a 10-2 record as a senior ... Team captain ... Selected to participate in Florida vs. Georgia All-Star Game ... Coached at NCCS by Matt Jones ... High school teammate of fellow Georgia Tech signee Jacob Cruz ... Also a four-year letterwinner and two-year captain of North Cobb Christian's track and field team as a shot-putter ... Elected North Cobb Christian's homecoming king ... Member of French and Tri-M honor societies and orchestra.

Personal: Uncle, Danny Harrison, lettered as a linebacker at Georgia Tech from 1987-89 ... Gabe is majoring in business administration.



72

WESTON FRANKLIN**OL • 6-4 • 311 • Jr.**
Jesup, Ga./Wayne County

2022 (Sophomore): Started all 12 games at center ... Helped anchor an offensive front that had five different starting combinations in 12 games ... Ranked third among Georgia Tech's offensive linemen in total snaps with 649.



2021 (Freshman): Appeared in five games as a reserve offensive lineman as a true freshman.

High School: Rated as a four-star prospect by ESPN ... Tabbed as the No. 17-ranked offensive guard in the nation and the No. 30-ranked player in the state of Georgia by ESPN ... Recorded 58.5 pancake blocks as a senior in 2020 ... As a junior, led Wayne County HS to an 8-3 record and Georgia AAAAA second-round playoff appearance after transferring back to Georgia from nationally ranked No. 1 IMG Academy ... Selected to GACA North/South All-Star Classic ... Coached by Ken Cribb.

Personal: Majoring in business administration.



46

HENRY FREER

LS • 6-0 • 205 • r-Jr.
College Park, Ga./Woodward Academy

2022 (Redshirt Sophomore): Saw action in 11 games at long snapper ... Recorded two tackles on the season ... Named to All-ACC Academic Team in recognition of his performances on the field and in the classroom.

2021 (Redshirt Freshman): Saw action as Georgia Tech's long snapper in two games — vs. Virginia Tech (Oct. 30) and at Miami (Nov. 6).

2020 (Redshirt Freshman – “Covid Year” – year of eligibility retained): Did not see game action.

2019 (Freshman): Did not see game action.

High School: Three-year letterwinner at Woodward ... Was primary long snapper during team's back-to-back 4AAAA regional championships in 2016, 2017 ... Multisport athlete, also lettered two years at first base in baseball ... Helped team make back-to-back 4AAAA regional championships (2017, 2018), making state quarterfinals both years.

Personal: Earned a bachelor's degree in chemical and biomolecular engineering from Georgia Tech in May 2023 ... Is currently enrolled in Georgia Tech's prestigious Ph.D. program in chemical and biomolecular engineering ... Is the first known football student-athlete to ever be enrolled in a Ph.D. program at Georgia Tech while still a member of the football team ... Aspires for a career as a chemical engineer ... Three-time member of ACC academic honor roll ... Has two younger brothers ... Father, Chris, played football at Davidson (1990-94).



67

JOE FUSILE

OL • 6-6 • 318 • r-So.
Richmond Hill, Ga./Richmond Hill

2022 (Redshirt Freshman): One of Georgia Tech's best stories, walk-on earned a spot in the starting lineup as a redshirt freshman, appearing in 10 games and making eight starts (seven at right guard, one at left guard) ... Started seven of the first eight games of the season at RG (missing only Oct. 8 contest vs. Duke) ... Made first start at LG in win over Virginia Tech (Nov. 5) ... Missed the next game (Nov. 12 vs. Miami (Fla.)) due to injury, then played in a reserve role over the final two games of the season ... Nominated for the Bursiworth Trophy, which recognizes the nation's best player that began his career as a walk-on.

2021 (True Freshman): Did not see game action as a true freshman ... Redshirted.

High School: Three-year starter at left tackle at Richmond Hill H.S. ... Led team in pancake blocks and anchored an offensive front that paved the way for one of the top rushing attacks in the Savannah area.

Personal: Majoring in electrical engineering.



66

BENJAMIN GALLOWAY

OL • 6-4 • 300 • Fr.
Powder Springs, Ga./Hillgrove

High School: Rated as a three-star prospect by *Rivals*, *247Sports* and ESPN ... No. 67-ranked offensive tackle in the nation and the No. 74 overall prospect in the state of Georgia by ESPN ... Two-time all-region selection, including first-team as a senior in 2022 ... Coached at Hillgrove by Justin DeShon.



23

KHARI GEE

DB • 6-2 • 191 • r-So.
Atlanta, Ga./Woodward Academy (Notre Dame)

2022 (Redshirt Freshman): Saw action in all 12 games and made two starts — at No. 24 Pitt (Oct. 1) and vs. Virginia Tech (Nov. 5) ... Recorded six tackles overall (two solo), 1.0 tackles for loss and 0.5 sacks ... Made a career-high two stops in the thrilling 23-20 overtime win against Duke (Oct. 8), including a half sack.

2021 (Notre Dame): Did not see game action as a true freshman and has four seasons of eligibility remaining.

High School: Rated as a four-star prospect, the No. 28 safety in the nation and the No. 25 overall player in the state of Georgia by *Rivals* in 2021 ... Helped lead Atlanta's Woodward Academy to the second round of the Georgia 5A state playoffs as a senior in 2020 ... Recorded 37 tackles, five tackles for loss and two interceptions during final prep season ... 2020 preseason all-state honoree by *MaxPreps* ... Coached by John Hunt.

Personal: Majoring in business administration.



74

TYLER GIBSON

OL • 6-5 • 294 • r-Fr.
Alpharetta, Ga./Johns Creek

2022 (True Freshman): Saw first collegiate action in two games — at Florida State (Oct. 29) and at Virginia Tech (Nov. 5) ... Redshirted.

High School: Rated as a four-star prospect by *Rivals* ... Also ranked as the No. 32 offensive tackle in the nation and the No. 31 overall prospect in the state of Georgia by *Rivals* ... All-region honoree ... Named to preseason Touchdown Club of Atlanta all-star team as a senior ... Helped lead Johns Creek to 9-4 overall record and third round of 2021 Georgia 6A state playoffs as a senior ... Helped pave the way for QB Kyle Durham to amass more than 3,000 yards of total offense and for RB Tylan Johnson to run for 1,416 yards and 12 touchdowns in 2021 ... Coached at Johns Creek by Matt Helmerich.

Personal: Brother, Zach, is a redshirt-junior quarterback at Georgia Tech ... Tyler is majoring in business administration.



15

ZACH GIBSON

QB • 6-3 • 197 • r-Jr.
Alpharetta, Ga./Johns Creek (Akron)

2022 (Redshirt Sophomore): Played in six games and made three starts at quarterback ... Made his first appearance in overtime against Duke (Oct. 8), completing one of his two passes to set up what proved to be the game-winning field goal ... Also took snaps against Virginia (Oct. 20), finishing 10-of-25 for 99 yards ... Made his first start against Florida State (Oct. 29), completing 2-of-3 passes ... Totaled 120 passing yards against Miami (Fla.) (Nov. 12), going 12-for-21 with one touchdown and two interceptions ... Finished the season with his best two games, starting and leading Tech to a huge road win over No. 13/11 North Carolina (Nov. 19), going 13-for-18 (72.2 percent) for 174 yards ... Then recorded a season-best 191 passing yards at No. 1 Georgia, completing 19-of-35 passes.

2019-21 (Akron): Played three seasons at Akron ... Appeared in 17 games in three years ... Completed 226-of-370 passes for 2,471 yards, 15 touchdowns and just eight interceptions in three seasons at Akron ... In 2021, led the Zips with 1,262 passing yards and 10 touchdowns in seven games ... Recorded a 69.4 completion percentage (109-for-157) with no interceptions ... Also rushed for 49 yards ... Despite not being full-time starter, drew an impressive 91.2 *Pro Football Focus* College Grade for the season ... Threw for 784 yards and four touchdowns in six games in 2020, passing at a 57.6% clip (76-for-132) ... Redshirted as a true freshman in 2019, making four appearances and two starts ... Was one of only seven true freshmen to start for Akron in '19 ... Completed 41-of-81 passes for 425 yards and a touchdown as a true freshman.

High School: Rated as a three-star prospect by *247Sports* in 2019 ... Four-year starter ... Team captain ... Named honorable mention all-state and first-team all-region as a senior in 2018 ... 2018 team MVP ... Helped the Gladiators to 9-2 overall record and 8-0 record in regional play as a senior in '18 ... Team won 2018 and 2016 regional championships ... As a senior, went 164-of-240 for 2,675 yards and 32 touchdowns (and only two interceptions) ... Averaged 243.2 passing yards per game ... Participated in the 2017 Georgia vs. Texas Sophomore Showdown and the Georgia Elite Classic All-Star Game ... As a junior, passed for 1,899 yards and 13 touchdowns ... Coached by Matt Helmerich ... Also played basketball.

Personal: Brother, Tyler, is a redshirt-freshman offensive lineman at Georgia Tech ... Zach is majoring in literature, media and communication.

CAREER HIGHS

Pass Attempts: 35 at No. 1 Georgia (Nov. 26, 2022)
Pass Completions: 19 at No. 1 Georgia (Nov. 26, 2022)
Passing Yards: 191 at No. 1 Georgia (Nov. 26, 2022)
Longest Pass: 41 at No. 1 Georgia (Nov. 26, 2022)
Rushing Attempts: 12 vs. Virginia (Oct. 20, 2022)
Rushing Yards: 9 at No. 13 North Carolina (Nov. 19, 2022)
Longest Rush: 13 at No. 1 Georgia (Nov. 26, 2022)

CAREER STATISTICS**PASSING**

YR	G-GS	CMP	ATT	YDS	PCT	TD	INT	LG
2022	6-3	57	104	589	54.8	1	2	36
Total	6-3	57	104	589	54.8	1	2	36

RUSHING

YR	G-GS	ATT	YDS	TD	LG	Avg/C	Avg/G
2022	6-3	23	-14	0	11	3.8	-2.3
Total	6-3	23	-14	0	11	3.8	-2.3



21

DAYLON GORDON

RB • 5-9 • 188 • r-So.
Eastman, Ga./Dodge County

2022 (Redshirt Freshman): Saw action in 10 games ... Completed a kick return for 8 yards against Miami (Fla.) (Nov. 12) ... Also recorded a blocked kick against Virginia (Oct. 20).

2021 (True Freshman): Did not see game action as a true freshman ... Redshirted.

High School: Two-time honorable mention all-state selection ... Rushed for 2,831 yards during three-year prep career, including 1,448 yards in 12 games as a junior in 2019 and 1,093 yards in eight games as a senior in 2020 ... Scored 36 total touchdowns (33 rushing, one kickoff return, one fumble return and one interception return), including 18 as a junior and 14 as a senior ... Had 11 100-yard rushing games, including five as a junior and six as a senior ... Averaged 7.6 yards per carry for his prep career, including a gaudy 8.4-yard average as a senior ... Added 138 tackles on defense, including four sacks, during the course of his high school career ... Had three interceptions, two fumble recoveries and a forced fumble ... Coached by Ken Cofer.

Personal: Majoring in business administration ... Member of the ACC academic honor roll.



11

KEVIN HARRIS

DL • 6-4 • 245 • Jr.
Loganville, Ga./Grayson (Alabama)

2022 (Sophomore): Saw action in nine games and made one start in at No. 13/11 North Carolina (Nov. 19) ... Recorded two tackles in the season opener against No. 4 Clemson (Sep. 5).

2021 (Freshman): Included on *The Athletic's* Bruce Feldman's annual preseason "Freaks List" for his ability to run 20-21 miles per hour with a 39-inch vertical jump and 31 reps in 225-pound bench press ... Saw action in all 12 games, contributing both at defensive end and on special teams ... Tallied six total tackles and a quarterback hurry for the season ... Had single tackles vs. Kennesaw State (Sept. 11), at No. 6 Clemson (Sept. 18), vs. No. 20 North Carolina (Sept. 25), at Duke (Oct. 9), at Virginia (Oct. 23) and at No. 6 Notre Dame (Nov. 20).

2020 (Alabama): Transfer from the University of Alabama ... Did not see game action in only season at Alabama.

High School: Rated a four-star prospect by *Rivals*, *247Sports* and *ESPN* coming out of Grayson H.S. ... Tabbed as the No. 5-ranked outside



linebacker in the nation by *247Sports* and the No. 13-ranked player in the state of Georgia in the class of 2019 by *ESPN* ... Was the nation's No. 70-ranked player per PrepStar ... A member of the prestigious *ESPN* 300, Top247 and *Rivals* 250 lists ... Selected to play in the Under Armour All-America Game ... participated in Nike's "The Opening" Finals in Frisco, Texas in 2018 ... Recorded 71 tackles as a senior at Grayson, including 13.5 tackles for loss, 12.5 sacks, and 41 quarterback hurries ... Coached by Adam Carter ... Is one of four Grayson graduates on Georgia Tech's current roster, joining Noah Collins, Jamal Haynes and Kenyatta Watson III.

Personal: Majoring in business administration.

**45****ASHTON HEFLIN****LB • 6-0 • 230 • Fr.
Newnan, Ga./Newnan**

High School: Rated as a three-star prospect by *Rivals*, *247Sports* and *ESPN* ... First-team all-state honoree as a senior in 2022 ... Three-time all-region selection, including first-team recognition as a junior and senior ... Three-time all-county performer ... Amassed 241 tackles and 15.0 tackles for loss over the course of his high school career, including 122 stops and 9.0 TFL as a senior in 2022 ... Coached at Newnan by Chip Walker ... Two-sport athlete is a county champion, two-time county finalist, two-time regional finalist, sectional finalist and three-time state qualifier and finalist as a wrestler ... Honor roll student.

Personal: Is one of eight siblings ... Majoring in business administration.


**18****AHMARI HARVEY****DB • 6-0 • 180 • r-So.
Tallahassee, Fla./Florida State University School (Auburn)**

2022 (Redshirt Freshman): Saw action in nine games ... Recovered his first career fumble against Virginia (Oct. 20) ... Also tallied his first solo tackle at Florida State (Oct. 29).

2021 (Auburn): Did not see game action as a true freshman ... Redshirted.

High School: Rated as a four-star prospect by *Rivals*, *247Sports* and *ESPN* in 2021 ... Ranked as the No. 5 safety in the country by *ESPN* and the No. 30 overall player in the state of Florida by *Rivals* ... Named *MaxPreps* small-school all-American ... Two-time first-team all-conference honoree ... Despite a shoulder injury, scored receiving, interception-return and kickoff-return touchdowns, while helping lead Florida State University School to a 10-1 record as a senior in 2020 ... Two-way player caught 40 passes for 642 yards and seven touchdowns and made 94 tackles with six interceptions as a junior in 2019 ... Coached by Jarrod Hickman ... Versatile athlete was also a state qualifier in the long jump.

Personal: Majoring in business administration.

**20****BEN HOLLERBACH****DB • 5-10 • 174 • r-Fr.
Savannah, Ga./Benedictine Military Academy**

2022 (True Freshman): Did not see game action ... Redshirted.

High School: A four-year letterwinner on varsity, recorded 175 tackles (117 solo) and 4.0 tackles for loss over 40 career games ... Also hauled in five career interceptions, broke up 20 passes, forced and recovered three fumbles, including one for a touchdown ... Shined over his final two years, recording 66 tackles as a senior and 63 as a junior ... Helped lead Benedictine to a state championship in 2021, intercepting four passes, while recorded nine passes breakups ... Named All-Region 3-4A first team and all-Greater Savannah Defense his senior year ... Also played baseball in high school where he was voted to the 2022 3-AAAA all-region first team as a third baseman his senior year ... Attended same school as Georgia Tech teammate Gavin Stewart.

Personal: Majoring in civil engineering ... Member of the ACC academic honor roll.

**11****JAMAL HAYNES****WR • 5-9 • 180 • r-So.
Loganville, Ga./Grayson**

2022 (Redshirt Freshman): Appeared in nine games ... Did not record any statistics.

2021 (True Freshman): Saw action in two games as a true freshman — vs. Virginia Tech (Oct. 30) and No. 1 Georgia (Nov. 27) ... Did not record any statistics ... Redshirted.

High School: Rated as a three-star prospect by *Rivals*, *247Sports* and *ESPN* ... Tabbed as the No. 24-ranked athlete in the nation and the No. 55-ranked prospect in the state of Georgia by *Rivals* ... Has helped lead Grayson to more than 40 wins in four seasons on the varsity squad ... As a senior in 2020, led Grayson to a 14-0 record and the Georgia 7-A state championship ... Amassed over 2,100 total yards (passing, rushing, receiving and return) during his prep career, including 97 receptions for 1,417 yards and 10 touchdowns, as well as 202 rushing yards and three touchdowns on the ground ... First-team all-region honoree ... Coached by Adam Carter ... Is one of four Grayson graduates on Georgia Tech's current roster, joining Noah Collins, Kevin Harris and Kenyatta Watson III.

Personal: Majoring in business administration.


**18****ABDUL JANNEH****WR • 6-3 • 192 • r-Jr.
Hanover, Pa./New Oxford (Duquesne)**

2020-22 (Duquesne): Has two seasons of eligibility remaining after transferring from Duquesne ... Appeared in 11 games in 2022, finishing with 43 catches for 579 yards and nine touchdowns ... Hauled in eight catches for 121 yards and two touchdowns at Youngstown State ... Also hauled in two touchdowns against Stonehill and LIU ... Appeared in five games in 2021 ... Returned two punts for 22 yards versus Va.-Lynchburg ... Made one tackle at Sacred Heart ... Appeared in final four games of 2020-21 season (playing in the spring due to Covid-19 pandemic), red-shirting ... Tallied eight receptions for 92 yards and a touchdown ... Made first collegiate start in NEC Championship game vs. Sacred Heart (April 11) ... Had three catches for season-high 42 yards including a season-long 29-yard reception in NEC Championship Game ... Finished with three receptions for 30 yards and his first career touchdown in win over LIU on March 21 ... Hauled in first career reception of 14 yards in win over Wagner ... Recorded a reception for 6 yards in win over Bryant.



High School: Recorded 57 receptions for 1,071 yards and 14 touchdowns, leading New Oxford H.S. in all three categories ... Garnered second team all-state honors ... Helped Colonialists to second round of district playoffs ... Holds the school records for career receptions, receiving yards and touchdowns ... Also a member of the basketball and track and field teams.

Personal: Has six sisters ... Sister, Jamila, was a member of the track and field team at Temple from 2012-16 ... Abdul is majoring in business administration.



10

KENAN JOHNSON

DB • 6-1 • 183 • r-Jr.
Minneola, Fla./Lake Minneola

2022 (Redshirt Sophomore): Saw action in 11 games ... Finished the season with 13 tackles (seven solo) ... Also recorded a pass breakup at Virginia Tech (Nov. 5) ... Made a season-high five stops against Western Carolina (Sept. 10).

2021 (Redshirt Freshman): Appeared in 10 games as a reserve defensive back and on special teams ... Recorded one tackle (in 45-22 win over No. 20 North Carolina on Sept. 25) and one pass breakup (in 45-17 win over Kennesaw State on Sept. 11).

2020 (Redshirt Freshman – “Covid Year” – year of eligibility retained): Saw action in 9-of-10 games as a redshirt freshman ...

Made three starts at cornerback, with first-career start coming at Syracuse (Sept. 26) ... Also made late season-starts at NC State (Dec. 5) and versus Pitt (Dec. 10) ... Tallied 13 tackles on the season ... Had three games with three or more tackles — three in season-opening win at Florida State (Sept. 12), three in primetime win over Louisville (Oct. 9) and a career-high four at NC State ... Broke up passes against Clemson (Oct. 17) and Pitt.

2019 (Freshman): Redshirted ... Appeared in four games – at then-No. 1 Clemson (Aug. 29), vs. South Florida (Sept. 7), vs. Virginia Tech (Nov. 16), and vs. NC State (Nov. 21) ... Recorded five solo tackles, including a tackle-for-loss on the season ... Made his collegiate debut by making three tackles, including 1.0 TFL for 1 yard at then-No. 1 Clemson (Aug. 29) ... Recorded a tackle vs. South Florida (Sept. 7) and NC State (Nov. 21) ... Also forced a fumble in the primetime win over NC State (Nov. 21).

High School: Rated a three-star prospect by *ESPN*, *247Sports* and *Rivals* ... Intercepted 12 passes over his final two prep seasons (five as a senior in 2018, seven as a junior in 2017) ... Returned two of his five interceptions for touchdowns (50 and 70 yards) as a senior ... Also tallied 37 tackles during senior campaign ... Also saw sports on offense, highlighted by a 9-yard touchdown reception as a senior.

Personal: Earned bachelor's degree in business administration from Georgia Tech in May 2023 ... Brother, Kenyon, was a wide receiver at UCF (2017-18).

CAREER HIGHS

Tackles: 5 vs. Western Carolina (Sept. 10, 2022)

Solo Tackles: 4 at NC State (Dec. 5, 2020)

Tackles for Loss: 1.0 at No. 1 Clemson (Aug. 29, 2019)

Fumbles Forced: 1 vs. NC State (Nov. 21, 2019)

Pass Breakups: 1, 3x - last vs. Kennesaw State (Sept. 11, 2021)

CAREER STATISTICS**DEFENSIVE**

YR	G-GS	UT	AT	TT	TFL	PD	FF/FR	BLK	QBH
2019	4-0	5	0	5	1.0-1	0	1/0	0	0
2020	9-3	9	4	13	0.0-0	2	0/0	0	0
2021	10-0	0	1	1	0.0-0	1	0/0	0	0
2022	11-0	7	6	13	0.0-0	1	0/0	0	0
Total	34-3	21	11	32	1.0-1	4	1/0	0	0



96

SHYMEIK JONES

DL • 6-5 • 283 • Fr.
Camden, S.C./Camden

High School: Rated as a three-star prospect by *247Sports* and *Rivals* ... No. 10-ranked prospect out of South Carolina and No. 79-ranked defensive lineman in the nation by *247Sports* ... Multi-sport athlete, lettering two seasons in football and three in basketball (center), including two as a captain ... Invited to play in the 2022 Shrine Bowl, the Carolinas' high school all-star game ... Earned SCFCA All-State and all-region honors after his senior season ... Made 37 tackles, including six sacks, and was credited with 12 quarterback hurries as a senior ... Recorded 28 tackles, seven tackles for loss, one sack, a forced fumble, three fumble recoveries and an interception as a junior in 2021 ... Coached at Camden by Brian Rimpf ... Also played for former Georgia Tech linebacker P.J. Davis, who is a member of Camden's football staff.

Personal: Majoring in computer science.



24

STEVEN JONES, JR.

DB • 6-1 • 192 • Fr.
Gadsden, Ala./Gadsden City

High School: Named first-team all-region in 2022 ... Multi-sport athlete, lettering four years in football and two years in basketball (guard) ... Was selected as a captain three years in football and two years in basketball ... Selected to play in the 2022 North-South All-Star Game ... Named first-team all-region as a senior ... Helped lead Gadsden City to regional championship in 2022 ... Tabbed as one of Alabama's top 11 cornerbacks by *Down South Football* ... Coached at Gadsden City by Ali Smith ... Transferred to Gadsden City from Etowah H.S. ... Helped lead Etowah to regional championship in 2020 ... A two-time all-region selection in basketball (2020, 2021).

Personal: Majoring in business administration.



97

EDDIE KELLY

DL • 6-4 • 278 • So.
Orlando, Fla./West Orange (USF)

2022 (USF): Has three seasons of eligibility remaining after transferring from South Florida ... Saw action in 11 games as a true freshman at USF ... Totaled 19 tackles, which was tied for third among the team's defensive linemen ... Also recorded 1.5 tackles for loss and a fumble recovery ... Had at least one stop in each of the Bulls' first nine games of the season ... Had multiple stops in five contests ... Turned in his best performance of the season with four tackles (three solo), a tackle for loss and a fumble recovery at Houston (Oct. 29) ... Matched his season high with four



tackles at Louisville (Sept. 24) ... Had three tackles against Tulane (Oct. 15) ... Notched two tackles at Florida (Sept. 17) and Temple (Nov. 5) ... Two tackles against Florida included a half-TFL.

High School: Rated as a three-star prospect by *Rivals*, *247Sports* and ESPN ... Tabbed as the top-50 defensive end and a top-70 player in the state of Florida in the class of 2022 by *Rivals* ... Ranked No. 15 in the *Orlando Sentinel's* Super 60 top recruits in Central Florida ... Recorded 71 tackles, including a whopping 23 tackles for loss and 4.5 sacks as a senior at West Orange H.S. in 2021 ... Helped lead West Orange to an 11-2 record and an appearance in the Florida Class 8A state quarterfinals as a senior ... Began his prep career at Orlando Jones H.S., where he primarily played tight end and helped lead Jones to the fourth round of the 2020 Florida Class 5A state playoffs as a junior ... Coached at West Orange by Mike Granato.

Personal: Majoring in literature, media and communication.

**9****KYLE KENNARD****DL • 6-5 • 238 • Jr.
Atlanta, Ga./Riverwood**

2022 (Sophomore): Played in all 12 games and made nine starts at defensive end ... Tied for eighth on team in total tackles with 36 ... Amassed 19 solo tackles, 4.5 tackles for loss and two sacks ... Recorded a season-best five tackles (four solo) against Western Carolina (Sept. 10) and at Florida State (Oct. 29) ... Turned in four tackles in four different games — at UCF (Sept. 24), vs. Duke (Oct. 8), vs. Virginia (Oct. 20) and vs. Miami (Nov. 12).

2021 (True Freshman): Saw action in all 12 games with two starts (Nov. 13 vs. Boston College and Nov. 20 at No. 6 Notre Dame) ... Finished the season with 15 tackles, which included 3.5 tackles for loss (fifth on team) and two sacks (tied for second on team) ... Turned in best performance of the season in 45-22 win over No. 20 North Carolina (Sept. 25), with two sacks and three tackles for loss among his season-high four total tackles ... Was in on a tackle for loss in win at Duke (Oct. 9) ... Had two tackles at Miami (Nov. 6) ... Recorded three tackles against BC.

2020 (Freshman – “Covid Year” – year of eligibility retained): Became a significant contributor at defensive end down the stretch of his true-freshman campaign ... Saw action in six games, including the final five contests of the season ... Made three starts at DE — at Boston College (Oct. 24), at NC State (Dec. 5) and vs. Pitt (Dec. 10) ... Recorded 10 tackles and 2.5 sacks on the season ... 2.5 sacks ranked second on the team ... Seven of his 10 tackles and all 2.5 sacks came in the final two games of the season — three tackles with 1.5 sacks at NC State and four tackles with one sack versus Pitt.

High School: Rated as a three-star prospect by *Rivals*, *247Sports* and ESPN ... Tabbed as the No. 38-ranked weakside defensive end in the nation and the No. 77-ranked player in the state of Georgia by *Rivals* ... All-region honoree ... Recorded more than 100 tackles and 40 tackles for loss over the final two seasons of his prep career ... Helped lead team to a perfect 10-0 regular season and 11-1 overall record as a senior in 2019 ... Anchored a defense that allowed just 11.4 points per game during senior campaign ... Coached by Robert Edwards.

Personal: Majoring in business administration.

CAREER HIGHS

Tackles: 5, twice - last at Florida State (Oct. 29, 2022)
Solo Tackles: 4, twice - last at Florida State (Oct. 29, 2022)
Tackles for Loss: 3.0 vs. No. 20 UNC (Sept. 25, 2021)
Sacks: 2.0 vs. No. 20 UNC (Sept. 25, 2021)

CAREER STATISTICS**DEFENSIVE**

YR	G-GS	UT	AT	TT	TFL	SACK	FF/FR	BLK	QBH
2020	6-3	8	2	19	2.5-27	2.5-27	0/0	0	0
2021	12-2	5	10	15	3.5-21	2.0-18	0/0	0	0
2022	12-9	19	17	36	4.5-12	2.0-5	0/0	0	2
Total	30-14	32	29	61	10.5-60	6.5-50	0/0	0	2

**14****JAYLON KING****DB • 6-1 • 193 • r-Sr.
La Vergne, Tenn./Ensworth**

2022 (Redshirt Junior): Started first five games of the season at free safety before sustaining a season-ending injury at Pitt (Oct. 1) ... Racked up 32 tackles in just five games, which wound up ranking 11th on the squad despite him playing less than half the season ... Also recorded an interception (Sept. 17 vs. Ole Miss), a pass breakup (Sept. 24 at UCF) and a forced fumble (at Pitt) ... Tallied a career-high eight tackles at UCF and had six tackles apiece in his remaining four games – vs. Clemson (Sept. 5), vs. Western Carolina (Sept. 10), vs. Ole Miss and at Pitt.

2021 (Redshirt Sophomore): Saw action in 11 games as a contributor in the secondary and on special teams ... Made three starts at safety vs. North Carolina (Sept. 25), at Virginia (Oct. 23) and vs. Virginia Tech (Oct. 30) ... Recorded 32 tackles, which ranked ninth on the team overall and ranks third among players returning in 2022 ... Added two tackles for loss, a pass breakup and a fumble recovery ... Returned fumble 40 yards for a touchdown at Miami (Nov. 6) ... Had three games with six or more tackles — six vs. Kennesaw State (Sept. 11) and seven apiece at Duke (Oct. 9) and at UVA ... Notched TFL at No. 6 Clemson (Sept. 18) and Duke.

2020 (Redshirt Sophomore – “Covid Year” – year of eligibility retained): Saw action in nine games as a reserve defensive back and on special teams ... Finished with 11 tackles, including one for loss ... Had multiple tackles in four games — a season-high three (including his lone TFL) vs. Louisville (Oct. 9) and two apiece against Syracuse (Sept. 26), Boston College (Oct. 24) and Duke (Nov. 28).

2019 (Redshirt Freshman): Appeared in all 12 games as a reserve defensive back ... Finished the season with 14 tackles (11 solo) ... Recorded 1.0 tackle-for-loss for 1 yard and one pass breakup ... Started the season with one tackle at then-No. 1 Clemson (Aug. 29) ... Turned in three tackles (one solo) against North Carolina (Oct. 5) ... Tallied two solo tackles vs. Pitt on Nov. 2 ... Turned in the best all-around performance of the season against then-No. 4 Georgia (Nov. 30), when he recorded a season-best six solo tackles, including his lone tackle for loss (1.0) for a 1-yard loss and his lone pass breakup.

2018 (True Freshman): Redshirted after seeing action in three games – Sept. 1 vs. Alcorn State, Sept. 8 at USF and Sept. 29 vs. Bowling Green ... Registered two tackles, both against Bowling Green ... Was one of 13 true freshmen to see game action for the Yellow Jackets.

High School: Rated as a four-star prospect by *247Sports/Scout* and *Rivals* ... Ranked as the No. 5 overall player in his class in the state of Tennessee and the No. 22 cornerback in the nation by *Rivals* ... Ranked



No. 8 on The Tennessean's 2017 Dandy Dozen ... Two-time first-team all-region honoree ... Two-time team MVP ... Helped lead Eansworth to 15 wins and back-to-back playoff appearances over his final two seasons ... Coached by Ricky Bowers.

Personal: Is one of four siblings ... Father, Jeff, was a track and field student-athlete at Tennessee State ... Earned bachelor's degree in civil engineering from Georgia Tech in December 2022 ... Currently pursuing a master's degree in building construction ... Member of ACC academic honor roll.

CAREER HIGHS

Tackles: 8 at UCF (Sept. 24, 2022)

Solo Tackles: 6 vs. No. 4 Georgia (Nov. 30, 2019)

Tackles for Loss: 1.0, 3x - last at No. 6 Clemson (Sept. 18, 2021)

Fumbles Forced: 1 at No. 24 Pitt (Oct. 1, 2022)

Fumbles Recovered: 1 at Miami (Nov. 6, 2021)

Pass Breakups: 1 vs. No. 4 Georgia (Nov. 30, 2019)

Interceptions: 1 vs. No. 20/17 Ole Miss (Sept. 17, 2022)

CAREER STATISTICS

DEFENSIVE

YR	G-GS	UT	AT	TT	TFL	PD	FF/FR	INT	QBH
2018	3-0	2	0	2	0.0-0	0	0/0	0	0
2019	12-0	11	3	14	1.0-1	1	0/0	0	0
2020	9-0	5	6	11	1.0-1	0	0/0	0	0
2021	11-3	20	12	32	2.0-9	1	0/1	0	0
2022	5-5	19	13	32	1.5-4	2	0/0	1	2
Total	40-8	57	34	91	5.5-15	4	0/1	1	2



10

HAYNES KING

QB • 6-3 • 204 • r-So.

Longview, Texas/Longview (Texas A&M)

2020-22 (Texas A&M): Has three seasons of eligibility after coming to Georgia Tech as a graduate transfer from Texas A&M ... Played at Texas A&M for three seasons from 2020-22 ... Started in the season-opening win over Sam Houston as a sophomore in 2022, finished with three touchdowns on 20-of-31 passing for 364 yards, the most by an Aggie in a season opener since 2009 ... Threw for 253 yards on 25-of-46 passing and two scores at Alabama ... Completed 17-of-32 passing attempts for 178 yards and one touchdown, while adding 19 yards on the ground at South Carolina ... Recipient of A&M's Offensive Attitude Award, Toughness Award, Aggie Strength & Conditioning Top Conditioned Athlete Award and Sophomore Academic Award in 2022 ... Started the first two games of his freshman season in 2021 before suffering a season-ending injury ... Made his first career start and threw for 292 yards and two touchdowns on 21-of-33 passing in the 41-10 season-opening win over Kent State ... Started the game at Colorado and exited in the first quarter due to injury ... Earned the Offensive Aggie Award for strength & conditioning at the annual team banquet ... Played in two games his first year at Texas A&M (retaining his year of eligibility - "Covid Year") ... Made his collegiate debut at No. 2 Alabama, throwing a 17-yard pass and leading the team with 43 rushing yards on five attempts late in the game ... Connected with Max Wright on a 45-yard crossing route for his first career touchdown in the win at South Carolina ... Teammates at Texas A&M with current Georgia Tech teammates Chase Lane and Andre White.

High School: Attended Longview High School, where he was named an Under Armour All-American ... Totaled 30 touchdowns on the season, 20 thru the air and 10 on the ground ... Was 123-for-213 for 1,926 yards as a senior, rushed 55 times for 506 yards ... Was a unanimous four-star

recruit and a top-15 recruit from the state of Texas.

Personal: Earned a bachelor's degree from Texas A&M in business management with a sports management minor in December 2022 ... Majoring in history, technology and society at Georgia Tech.



7

CHASE LANE

WR • 6-0 • 193 • r-Jr.

Houston, Texas/St. Pius X (Texas A&M)

2019-22 (Texas A&M): Has two seasons of eligibility remaining after coming to Georgia Tech as a graduate transfer from Texas A&M ... Played at Texas A&M for four seasons (2019-22) ... Appeared in eight games as a redshirt sophomore in 2022, including five starts ... Finished with seven catches for 76 yards (10.9 yards per catch) ... Recorded two catches for 25 yards in season-opening win over Sam Houston State ... Caught one pass for 25 yards at Alabama ... Made three catches for 20 yards at South Carolina ... Appeared in seven games as a redshirt freshman in 2021, making three starts before suffering a season-ending injury late in the year ... Made the start and caught one pass for 14 yards in the season-opening win over Kent State ... Hauled in two passes for 19 yards in the win at Colorado ... Totaled 44 yards off four catches against New Mexico ... Caught a 7-yard pass in the win over No. 1 Alabama ... Registered 21 yards off two passes at Missouri ... Earned the team's Community Service Award at the annual team banquet ... Played in all 10 games, making nine starts as a redshirt freshman (retaining his year of eligibility - "Covid Year") ... Caught three passes for 38 yards in the season-opening win over Vanderbilt ... Made the start at Alabama, catching six passes for 62 yards ... Brought in an 11-yard pass from QB Kellen Mond for his first career touchdown in the win over Florida ... Hauled in a 51-yard touchdown pass to help A&M pull away in the third quarter at Mississippi State ... Had 50 yards on three receptions in the win over Arkansas ... Led the Aggies with four receptions for 39 yards in the win at South Carolina ... Caught a 12-yard pass in the win over LSU ... Made two receptions for 21 yards in the victory at Auburn ... Caught two passes for 38 yards in the win at Tennessee ... Hauled in a 27-yard pass in the Orange Bowl victory over North Carolina ... Received the team's Community Service Award ... Redshirted in 2019 as a true freshman ... Saw the field against UTSA, returning a kickoff 24 yards ... Saw action at LSU.

High School: Houston Touchdown Club 2018 Houston-area Private High School Offensive Player of the Year finalist ... Made 76 catches for 1,349 yards with 12 touchdowns as a senior in '18 ... Named second-team all-state by the *Associated Press* as a junior in 2017 ... Coached by Erik DeHaven.

Personal: Earned bachelor's degree in communication/broadcast media from Texas A&M in December 2022 ... Majoring in literature, media and communication at Georgia Tech.



6

CHRISTIAN LEARY

WR • 5-10 • 173 • Jr.

Orlando, Fla./Edgewater (Alabama)

2021-22 (Alabama): Has two seasons of eligibility remaining after transferring from Alabama, where he caught three passes for 10 yards and a touchdown in 18 games over two seasons ... Played in 10 games as a sophomore in 2022, recording one catch for 6 yards ... Named Alabama's special teams player of the week by the Tide coaching staff for the second time in his career for his performance against Austin Peay ... Recorded one catch for six yards in the season opener against Utah State

... Appeared in 10 games as a true freshman in 2021, recording two catches for 4 yards and a touchdown ... Named one of Alabama's special teams players of the week for his play against New Mexico State, blocking a punt that was recovered and returned 20 yards ... Recorded his first career touchdown against Arkansas, catching an 11-yard pass for a score. ... Also earned his first career minutes as a running back against Texas A&M, rushing three times for 22 yards.

High School: Attended Edgewater High School ... Was a consensus four-star prospect at wide receiver ... The nation's No. 68 overall player in the *247Sports* composite ranking, the No. 9 wide receiver and No. 12 player from the state of Florida ... The No. 191 player nationally by *247Sports* along with being tabbed as the site's No. 15 wideout and No. 16 overall recruit from his state ... *Rivals* ranked him 53rd nationally, the No. 7 wide receiver and No. 13 player in Florida ... A four-star recruit and the No. 75 player on the *ESPN300* according to ESPN ... The No. 6 athlete and No. 34 player in the southeast region by ESPN ... selected to the Under Armour All-America Game ... Coached by Cameron Duke at Edgewater ... Accounted for 1,586 all-purpose yards in 2019 ... Ran the ball 56 times for 520 yards with eight touchdowns and completed 46 passes for 1,036 yards and eight more touchdowns in 2019 ... Standout track athlete who won districts as a junior in the 100-meter dash with a 10.80 before running a 10.50 as a senior.

Personal: Majoring in literature, media and communication.



75

JAKIAH LEFTWICH

OL • 6-6 • 311 • r-SO
Atlanta, Ga./Westlake

2022 (Redshirt Freshman): Saw action in 10 games and made four starts at right tackle as a redshirt freshman ... Made collegiate debut in opener vs. No. 4 Clemson (Sept. 5) ... Played in a reserve role for six of first eight games of the season (missing at UCF on Sept. 24 and at Florida State on Oct. 29) ... Made his first-career start at left tackle at Virginia Tech (Nov. 5) and started each of the last four games of the season, helping lead GT to a 2-2 record, which included road wins at VT and No. 13/11 North Carolina (Nov. 19).

2021 (True Freshman): Did not see game action as a true freshman ... Redshirted.

High School: Rated a three-star prospect by *Rivals*, *247Sports* and *ESPN* ... Tabbed as the No. 46-ranked offensive tackle in the nation and the No. 71-ranked player in the state of Georgia by *ESPN* ... As a senior in 2020, helped lead Westlake to an undefeated region record, an 8-1 overall regular-season finish, and to the semifinals of the Georgia 6-A state playoffs (which will be played on Friday, Dec. 18) ... As a junior, helped lead Westlake to a first-place finish in Georgia 7-A Region 2 ... Lettered in both football and basketball at Westlake H.S. ... Attended same high school as Georgia Tech teammates Leo Blackburn, Horace Lockett, Clayton Powell-Lee and Myles Sims ... Coached by Bobby May.

Personal: Majoring in business administration.



2

DYLAN LEONARD

TE • 6-5 • 236 • Sr.
Milton, Ga./Milton

2022 (Junior): Played in nine games and made eight starts at tight end ... Led Tech's tight ends and ranked seventh overall on the team in receptions (11) and receiving yards (90) ... After not playing in the first two games of the season, became a big part of Tech's passing game with 11 receptions for 90 yards over the next six contests ... Hauled in a season-best three receptions for 18 yards at Florida State (Oct. 29) ... Caught two passes for a season-high 29 yards against Duke (Oct. 8) ... Succeeded both on the field and in the classroom, being named a semifinalist for the Campbell Trophy (top scholar-athlete), as well as selection to the all-ACC Academic Team, the NFF Hampshire Honor Society and earning a prestigious ACC Postgraduate Scholarship.

2021 (Sophomore): Played in 11 games and made 10 starts at tight end ... Led Tech's tight ends and ranked sixth overall on the team in receptions (11) and receiving yards (112) ... After making just one catch for five yards over the first six games of the season, became a big part of Tech's passing game with 10 receptions for 107 yards over the final six contests ... Had multiple receptions in four of the final six games of the season ... Hauled in a season-best three receptions for 21 yards against Boston College (Nov. 13) ... Averaged 14 yards per catch (two for 28 yards) at No. 6 Notre Dame (Nov. 20) ... Caught two passes for a career-high 43 yards against No. 1 Georgia (Nov. 27) ... 21.5 yards per reception against UGA was also a career best.

2020 (Sophomore – “Covid Year” – year of eligibility retained): Former walk-on earned a scholarship prior to the season ... Missed the first three games but played in the final seven contests of the season, including starts against Boston College (Oct. 24) and Notre Dame (Oct. 31) ... Caught three passes for 23 yards on the season ... First catch of the season was a career-long 15-yarder against Louisville (Oct. 9) ... Also had 4-yard receptions against BC and ND ... Made a solo tackle against Clemson (Oct. 17).

2019 (Freshman): Appeared in all 12 games as a reserve tight end ... Hauled in his first-career reception against South Florida (Sept. 7) for 3 yards ... Also recorded a 3-yard catch at Duke (Oct. 12) ... Took a kick return 8 yards at Miami (Fla.) on Oct. 19.

High School: Tabbed as a three-star prospect by ESPN ... Three-year letterwinner at Milton, playing tight end and wide receiver ... Was named a captain his senior season ... Helped lead Milton to a Georgia 7-A state championship in 2018 ... Named first-team all-region and the Region 5 7-A Offensive Player of the Year ... Earned second-team all-state honors ... Was also named first-team all-North Fulton ... Hauled in 875 yards as a senior off 48 receptions ... Also caught 10 touchdowns and converted a two-point conversion ... Hauled in three touchdowns in three-straight games to set the school record for most consecutive three-touchdown games ... Current Georgia Tech teammates Brandon Best, Anthony Minella and Paul Tchio and former Tech QB Jordan Yates were also members of Milton's 2018 state title team ... Coached by Adam Clack ... Also played baseball at Milton, spending two years on the team as an outfielder.

Personal: Has one younger brother ... Father, Colby, wrestled at James Madison ... Brother, Cade, played football at James Madison ... Earned a bachelor's degree in business administration from Georgia Tech in December 2022 ... Is currently pursuing a master's degree in analytics ... Four-time member of ACC academic honor roll.



CAREER HIGHS

Receptions: 3, 3x - last at Florida State (Oct. 29, 2022)
Receiving Yards: 43 vs. No. 1 Georgia (Nov. 27, 2021)
Longest Reception: 40 vs. No. 1 Georgia (Nov. 27, 2021)

CAREER STATISTICS

RECEIVING

YR	G-GS	NO.	YDS	TD	LG	Rec./G	Avg/C	Avg/G
2019	12-0	2	6	0	3	0.2	3.0	0.5
2020	7-2	3	23	0	15	0.4	7.7	3.3
2021	11-10	11	112	0	40	1.0	10.2	10.2
2022	9-8	11	90	0	19	1.2	8.2	10.0
Total	38-20	27	231	0	40	0.7	8.6	6.1



14 JULLIAN "JUJU" LEWIS

WR • 6-2 • 216 • r-Fr.
Davie, Fla./Western

2022 (True Freshman): Did not make an appearance ... Redshirted.

High School: Rated as a three-star prospect by *Rivals*, *247Sports* and ESPN ... Playing in one of the most talent-rich areas in the nation for prep football, was named first-team all-Broward County by the *South Florida Sun Sentinel* and *Miami Herald* as a senior in 2021 ... Caught 77 passes for 1,260 yards and 14 touchdowns during senior campaign ... Amassed 148 receptions, 2,378 receiving yards and 25 touchdowns during prep career, which included 49 catches for 795 yards and seven scores as a sophomore at Stranahan H.S. (Fort Lauderdale), where he was named third-team 5A all-state ... Coached at Western by Adam Ratkewich.

Personal: Majoring in business administration.



55 HORACE LOCKETT

DL • 6-6 • 341 • r-Fr.
Atlanta, Ga./Westlake

2022 (True Freshman): Saw action in three games ... Did not record any statistics ... Redshirted.

High School: Rated as a four-star prospect by *Rivals* ... Also ranked as the No. 24 defensive tackle in the nation and the No. 28 overall prospect in the state of Georgia by *Rivals* ... Versatile athlete was named all-region as an offensive lineman in 2021 and as a defensive lineman in 2020 ... Helped lead Westlake H.S. to a 21-5 record over his last two seasons, including a third-round 6A state playoffs appearance as a senior in 2021 and a region championship and trip to the 6A state semifinals as a junior in 2020 ... Attended same high school as Georgia Tech teammates Leo Blackburn, Jakiah Leftwich, Clayton Powell-Lee and Myles Sims ... Coached by Bobby May.

Personal: Majoring in business administration.



82 JACKSON LONG

TE • 6-4 • 226 • r-Fr.
Hendersonville, Tenn./Beech (South Florida)

2022 (USF): Redshirted as a freshman at South Florida, appearing in one game (vs. SMU).

High School: Had 28 catches for 510 yards (18.2 yards per carry) and five touchdowns as a senior at Beech H.S. in Hendersonville, Tenn. ... Also played defensive line and was voted Class 6A-Region 5 Most Valuable Defensive Lineman ... Tallied 49 tackles, eight tackles for a loss and five sacks his prep final season.

Personal: Father, Kevin, played at Florida State from 1993-97, where he was teammates with current Georgia Tech co-offensive coordinator/quarterbacks coach Chris Weinke ... Jackson is majoring in psychology.



78 ETHAN MACKENNY

OL • 6-4 • 284 • Fr.
Marietta, Ga./Lassiter

High School: Rated as a three-star prospect by *Rivals*, *247Sports* and ESPN ... No. 51-ranked offensive tackle in the nation and the No. 49-ranked overall prospect in the state of Georgia by ESPN ... Two-way player earned first-team all-region honors as an offensive lineman in 2022 and was an honorable mention all-region selection as a defensive lineman in 2021 ... Coached at Lassiter by Sean Thom.

High School: Mother, Joannah (Kauffman), played basketball at Georgia Tech from 1995-98 ... Ethan is majoring in business administration.



33 TYSON MEIGUEZ

LB • 6-2 • 217 • r-So.
Fairburn, Ga./Creekside

2022 (Redshirt Freshman): Saw action in 10 games... Recorded one assisted tackle against Florida State (Oct. 29).

2021 (True Freshman): Did not see game action due to a season-ending injury sustained during spring practice ... Redshirted.

2020 (Freshman – "Covid Year" – year of eligibility retained): Saw action in seven games as a true freshman, primarily on special teams ... Did not record any statistics.

High School: Rated as a three-star prospect by *Rivals*, *247Sports* and ESPN ... Tabbed as the No. 59-ranked outside linebacker in the nation by *Rivals* and the No. 75 overall player in the state of Georgia by ESPN ... Recorded 275 tackles, 28 tackles for loss and 22 sacks for his high school career, including 158 tackles, 21 tackles for loss and 18 sacks as a senior ... Named 2019 Region 5-AAAAAA co-Player of the Year ... Helped leads Creekside to a regional championship in 2018 ... Named first-team all-Region three years in a row ... Selected as Atlanta Touchdown Club's Defensive Player of the Year in 2019 ... Set program records for most tackles in a season (196) in 2019 and most tackles in a game (25) ... Coached by Maurice Dixon.

Personal: Majoring in business administration ... Uncle, Jimmy Bronner, was a running back at Vanderbilt (1981-84).



44

ANTHONY MINELLA

TE • 6-2 • 235 • r-So.
Milton, Ga./Milton

2022 (Redshirt Freshman): Did not see game action.

2021 (Freshman): Did not see game action ... Redshirted.

2020 (Freshman – “Covid Year” – year of eligibility retained): Did not see game action.

High School: Named first-team all-region and all-North Fulton on offensive line as a senior ... Also named a four-star long-snapping prospect by *ProKicker.com* ... Helped lead Milton to 2018 Georgia 7-A state championship as a junior ... Current Georgia Tech teammates Brandon Best, Dylan Leonard and Paul Tchio and former Tech QB Jordan Yates were also members of Milton's 2018 state title team ... Coached by Adam Clack.

Personal: Majoring in business administration ... Member of ACC academic honor roll.



13

PAUL MOALA

LB • 6-0 • 229 • r-Sr.
Mishawaka, Ind./Penn (Idaho)

2022 (Idaho): Has two seasons of eligibility remaining after transferring from Idaho ... Played in all 12 games in his lone season at Idaho ... Tied for third on the team with 61 tackles ... Led squad with seven tackles for loss ... Tied for second on team with two sacks ... Tied for third in the Big Sky Conference with a team-high-tying four interceptions ... Broke up five passes, which was good for fourth on the squad ... Also added a forced fumble and two quarterback hurries ... Notched multiple tackles in all 12 games ... Had a season-high eight tackles and an interception against Drake (Sept. 17) ... Recorded his second-most tackles (6) and most tackles for loss (2) in a game and added a sack and an interception at Montana (Oct. 15) ... Also had interceptions against Northern Colorado (Oct. 1) and at Sacramento State (Oct. 29) ... Forced a fumble in season opener at Washington State (Sept. 3).

2018-21 (Notre Dame): Appeared in 23 games over four seasons at Notre Dame ... Saw action in seven games as a true freshman in 2018 and recorded first collegiate tackle in penultimate game of the regular season vs. Syracuse ... Recorded 14 tackles, one tackle for loss, two quarterback hurries, a forced fumble and a fumble recovery in 12 games as a sophomore in 2019 ... Forced fumble and fumble recovery came when he intercepted a pitch against Navy, which he returned 27 yards for a touchdown ... Saw action in the first three games of the 2020 campaign before sustaining a season-ending injury in Game 3 against Florida State ... Five of his seven tackles came in season opener against Duke, which were ND's third-most stops in the season-opening win ... Only appeared in one game – the season opener at Florida State – in 2021.

High School: Rated as a three-star prospect by *Rivals*, *247Sports* and ESPN ... Ranked as the No. 8 overall prospect in the state of Indiana by ESPN ... Named Indiana's 2017 Mr. Football Defensive Back by the Indiana Football Coaches Association ratings board and the Indianapolis Star ... Named Northern Indiana Conference North Division MVP and first-team all-conference as a senior in '17 ... Stuffed the stat sheet with 67 tackles, an interception, a forced fumble, two fumble recoveries and seven touchdowns (five on kickoff/punt returns, two on receptions) as a senior ... Helped lead Penn to a 13-2 record and 2017 Indiana 6A state champion-

ship game appearance as a senior ... Coached by Cory Yeoman.

Personal: Majoring in business administration.



3

D.J. MOORE

WR • 6-1 • 188 • r-Fr.
Loganville, Ga./Archer

2022 (True Freshman): Saw action in two games ... Did not record any statistics ... Redshirted.

High School: Rated as a four-star prospect by ESPN ... Also ranked by ESPN as the No. 60 wide receiver in the nation and the No. 38 overall prospect in the state of Georgia ... Two-time all-region honoree ... Caught 35 passes for 629 yards and six touchdowns while helping lead Archer to Georgia 7-7A region championship with a perfect 6-0 record as a senior in 2021 ... As a junior, caught 31-yard touchdown pass with less than a minute to go in the game to lift Archer to 21-14 win over Gainesville in first round of 2020 Georgia 7A state playoffs ... Coached at Archer by Andy Dyer.

Personal: Majoring in history, technology and society and Georgia Tech ... Earned a bachelor's degree in industrial and product design from Notre Dame in 2022.



95

JASON MOORE

DL • 6-2 • 288 • r-So.
Hampton, Ga./Dutchtown

2022 (Redshirt Freshman): Saw action in 10 games ... Finished the season with nine tackles (four solo), 2.5 tackles for loss, two sacks and a forced fumble ... Made his first career tackle against Western Carolina (Sept. 10) ... Recorded a career-best two tackles against Florida State (Oct. 29), Miami (Fla.) (Nov. 12) and at No. 1 Georgia (Nov. 26) ... Named to All-ACC Academic Team in recognition of his performances on the field and in the classroom

2021 (Freshman): Did not see game action ... Redshirted.

2020 (Freshman – “Covid Year” – year of eligibility retained): Did not see game action.

High School: Named all-state by Georgia Athletic Coaches Association as a senior in 2019 ... Two-time all-region honoree ... Coached by Clifford Fedd.

Personal: Majoring in nuclear and radiological engineering ... Member of ACC academic honor roll.

CAREER HIGHS

Tackles: 2, 3x - last at No. 1 Georgia (Nov. 26, 2022)

Solo Tackles: 1, 3x - last vs. Miami (Nov. 12, 2022)

Tackles for Loss: 1.0, twice - last at No. 13 North Carolina (Nov. 19, 2022)

Sacks: 1.0, twice - last at No. 13 North Carolina (Nov. 19, 2022)

Fumbles Forced: 1 at Florida State (Oct. 29, 2022)



CAREER STATISTICS

DEFENSIVE

YR	G-GS	UT	AT	TT	TFL	SACK	FF/FR	BLK	QBH
2021					--Redshirted	--			
2022	10-0	4	5	9	2.5-14	2.0-13	1/0	0	1
Total	10-0	4	5	9	2.5-14	2.0-13	1/0	0	1



48

EZRA ODINJOR

DL • 6-3 • 233 • Fr.
Kennesaw, Ga./Allatoona

High School: Rated as a three-star prospect by *247Sports* and *Rivals* ... Named 2022 all-region ... Set the Allatoona H.S. single-season record with 12 sacks as a senior ... Appeared in 12 games as a senior, totaling 81 tackles (53 solo), 23 tackles for loss, and six quarterback hurries ... Also forced two fumbles and recovered one ... Recorded 43 tackles, a sack, a forced fumble and two quarterback hurries in eight games as a junior in 2021 ... Coached at Allatoona by Gary Varner ... Attended same high school as current Georgia Tech teammate Ty Thompson.

Personal: Majoring in computer science.



4

BRAELEN OLIVER

LB • 6-0 • 217 • r-Sr.
Douglasville, Ga./Douglas County (Minnesota)

2018-22 (Minnesota): Played five seasons at Minnesota (2018-22) before coming to Georgia Tech as a graduate transfer ... Appeared in all 12 games as a redshirt junior in 2022, making 10 starts ... Recorded 33 tackles (14 solo), 1.5 tackles for loss and 0.5 sacks ... Made two tackles against New Mexico State ... Had three tackles and one pass breakup against Colorado ... Registered seven tackles against Purdue ... Recorded 10 tackles and one tackle for loss at Illinois ... Made two tackles, including half of a sack, against Northwestern ... Made three tackles (all solo) at Wisconsin ... Started 7-of-13 games in 2021 as a redshirt sophomore ... Made 24 tackles, broke up one pass and forced one fumble on the season ... Made two tackles against Ohio State ... Totaled three tackles, one quarterback hurry and forced one fumble against Bowling Green ... Notched four tackles at Purdue ... Recorded two tackles, including 0.5 tackles for a loss, against Maryland ... Had three tackles at Iowa ... Recorded three tackles against Wisconsin ... Made one tackle against West Virginia in the Guaranteed Rate Bowl ... Missed the 2020 season with an injury (retaining his year of eligibility – "Covid Year") ... Played in all 13 games in 2019 as a redshirt freshman ... Recorded 22 tackles (14 solo), 3.5 tackles for loss and three sacks ... Made first collegiate tackle against South Dakota State ... Recovered one fumble against Georgia Southern ... Notched four tackles, one sack and one pass breakup against Illinois ... Registered four tackles including 0.5 for loss against Rutgers ... Impacted the game with an early sack and finished with two tackles against Maryland ... Notched three tackles including a sack for a loss of 16 yards at Iowa ... Recorded one tackle against Auburn in the Outback Bowl ... Redshirted in 2018 ... Made collegiate debut against New Mexico State and saw action against Miami (Ohio).

High School: Recorded 164 tackles, 14 tackles for a loss and five sacks on defense and 500 all-purpose yards on offense as a senior at Douglas County H.S. ... Helped team to a 10-2 record ... Named first-team all-state and Georgia Athletic Coaches Association Class 6A Defensive Player of the Year ... Received the 2017 Howard Thompson Trophy from the Douglas County School System, which is given annually to senior football

player that represents best in academics, athletics and character ... As a junior, notched 80 tackles ... Two-time all-conference performer ... Consensus three-star recruit ... Tabled No. 42-ranked outside linebacker in his class and No. 62 overall recruit in Georgia by *247Sports*.

Personal: Father, Michael, played baseball at Savannah State ... Brother, Brandon, played football at Georgia Tech (2013-15) ... Uncle, Alfred Hill, played football at Purdue ... Braelen earned a bachelor's degree from Minnesota in 2022 ... Majoring in business administration at Georgia Tech.



5

CLAYTON POWELL-LEE

DB • 6-2 • 185 • So.
Atlanta, Ga./Westlake

2022 (Freshman): Earned honorable-mention freshman all-America recognition from *College Football News* despite not seeing significant action on defense until starting free safety Jaylon King sustained a season-ending injury in the fifth game of the season at Pitt (Oct. 1) ... Finished third in voting for 2022 ACC Rookie of the Year ... Played in all 12 games (primarily on special teams until Game 5) and started six of the final seven games of the season at free safety ... Despite being a starter for just half the season, finished fifth on the team with 48 tackles and tied for first in the ACC and third nationally with three fumble recoveries ... Also added an interception and a pair of pass breakups ... Turned in one of the nation's top defensive performances of the season when he intercepted a pass and recovered a fumble, all in the final seven minutes of the game, to help lead Georgia Tech to a 28-27 come-from-behind win at Virginia Tech (Nov. 5) ... His interception with 6:54 left in the contest led to the Yellow Jackets' game-winning touchdown drive, while his fumble recovery with 2:08 to go sealed the victory ... Making the incredible performance at VT even more impressive is the fact that he missed the entire week of practice and did not start the game due to illness ... Was named ACC Defensive Back of the Week following the incredible performance at VT ... Recorded just three tackles over the first five games of the season, primarily in a special teams role until King's season-ending injury at Pitt ... In his first-career start, recorded eight tackles in win over Duke (Oct. 8) ... Two weeks later, he tallied a season-high 14 tackles at Florida State (Oct. 29) ... 14 stops at FSU were the most by a Georgia Tech DB since Isaiah Johnson's 14 at Pitt in 2014, were tied for the most by an ACC DB in 2022 and the most by an ACC freshman in '22 ... Notched seven tackles vs. Miami (Fla.) (Nov. 12) ... Broke up a pass in season finale at No. 1 Georgia (Nov. 26) ... Named to All-ACC Academic Team in recognition of his performances on the field and in the classroom.

High School: Rated as a three-star prospect by ESPN and *247Sports* ... Four-year letterwinner in both football and track and field at Atlanta's Westlake H.S. ... Helped lead Westlake to three-straight regional titles (2018-20) ... Also earned a conference championship in 2020 ... Named All-Region defensive back in 2021 after helping lead Westlake to a 10-3 record ... Recorded a staggering 131 total tackles as a senior, including 50 solo takedowns ... Also amassed 1.5 sacks and two fumble recoveries ... Helped lead Westlake H.S. to a 21-5 record over his last two seasons, including a third-round 6A state playoffs appearance as a senior in 2021 and a region championship and trip to the 6A state semifinals as a junior in 2020 ... Two-year team captain ... Coached at Westlake by Bobby May ... Attended same high school as Georgia Tech teammates Leo Blackburn, Jakiah Leftwich, Horace Lockett and Myles Sims ... Member of Westlake's first-team all-state 4x100 relay team as a junior ... Earned a spot in state championships in the long jump as a senior.

Personal: Father, Gary Lee, was a four-year letterwinner at Georgia Tech (1983-86), playing wide receiver ... He recorded 67 receptions for 1,299 yards and 14 touchdowns ... Drafted in the 12th round of the 1987 NFL



Draft by the Detroit Lions ... Played two years (1987-88), hauling in 41 receptions for 569 yards and one touchdown ... Clayton is majoring in civil engineering ... Member of ACC academic honor roll.

CAREER HIGHS

Tackles: 14 at Florida State (Oct. 29, 2022)
Solo Tackles: 7 at Florida State (Oct. 29, 2022)
Tackles for Loss: 1.0 at No. 1 Georgia (Nov. 26, 2022)
Fumbles Recovered: 1, 3x - last at No. 1 Georgia (Nov. 26, 2022)
Interceptions: 1 at Virginia Tech (Nov. 5, 2022)

CAREER STATISTICS**DEFENSIVE**

YR	G-GS	UT	AT	TT	TFL	PD	FF/FR	BLK	INT
2022	12-6	31	17	48	1.0-3	3	0/3	0	1
Total	12-6	31	17	48	1.0-3	3	0/3	0	1

**41****MALCOLM PUGH**

DL • 6-4 • 217 • Fr.
Leroy, Ala./Leroy

High School: Multi-sport athlete at Leroy H.S. playing football and baseball ... Helped Leroy win the football Class 1A state championship in 2022 ... Named 2022 ASWA first-team all-state on defense ... Recorded 91 solo tackles, 12 sacks and three pass breakups ... Also received all-state honorable mention in 2020 ... Teammates with fellow Georgia Tech signee Bryston Dixon ... Coached at Leroy by Jason Massey.

Personal: Majoring in biology.

**64****RYAN PURVES**

OL • 6-3 • 301 • r-Fr.
Marietta, Ga./Walton

2022 (True Freshman): Did not see game action ... Redshirted.

High School: En route to a 9-4 senior season, helped nearby Walton H.S. rush for 2,127 yards and 35 touchdowns on the ground attack ... Walton averaged 163.6 rushing yards a game and 5.0 yards per carry.

Personal: Majoring in business administration ... Member of the ACC academic honor roll.

**5****ZACH PYRON**

QB • 6-3 • 208 • r-Fr.
Pinson, Ala./Pinson Valley

2022 (True Freshman): Made a huge splash as a true freshman, despite appearing in just three games and making two starts ... Amassed 692 yards of total offense (565 passing, 127 rushing) and five touchdowns (three passing, two rushing) in just three games ... Completed 49-of-82 passes, good for a team-best .598 completion percentage ... Came off the bench to make his collegiate debut at Florida State (Oct. 29), completing 18-of-28 passes for 198 yards without an interception and accounted for two touchdowns (one passing, one rushing) ... First-career touchdown pass was a 32-yard connection with E.J. Jenkins on Tech's first possession of the second half ... First-career touchdown run was a 9-yard scamper on the final play of the game ... Made his first collegiate

start the following Saturday at Virginia Tech (Nov. 5) ... accounted for 319 yards of offense (253 passing, 66 rushing) and two fourth-quarter touchdowns (one passing, one rushing) to lead the Yellow Jackets back from a 27-16 fourth-quarter deficit in the 28-27 win at VT ... Trailing 27-16 with less than 10 minutes to go at VT, engineered two consecutive touchdown drives of 90 and 73 yards to give GT a 28-27 lead ... Capped the fourth-quarter scoring drives with a 56-yard touchdown pass to Nate McCollum with 9:02 to go and what proved to be the game-winning 9-yard touchdown run with 3:30 left on the clock ... Led Georgia Tech's offense to a season-high 463 yards at VT ... Was named ACC co-Rookie of the Week for his performance at Virginia Tech ... Became Tech's first ACC Rookie of the Week in nearly two years (Jeff Sims vs. Duke - Nov. 28, 2020) ... Sustained a season-ending injury in the first half of his home debut vs. Miami (Fla.) (Nov. 12) ... In three full halves of action, led Tech to three of its five-highest single-half yardage totals of the season against FBS competition — 240 in second half vs. Florida State, 234 in first half vs. Virginia Tech and 229 in second half vs. VT.

High School: Rated as a four-star prospect by *Rivals* and *247Sports* ... Ranked as the No. 18-ranked quarterback in the nation and the No. 14-ranked player in the state of Alabama by *247Sports* ... Two-time all-state ... Four-time all-region ... Four-time all-county ... 2019 state MVP ... two-time region MVP ... Won three state championships as a starting quarterback in four high school seasons ... Helped lead Fyffe H.S. (Fyffe, Ala.) to Alabama 2A state titles as a freshman and sophomore (2018 and 2019) ... Led Pinson Valley to the 6A state championship as a junior in 2020 and to the quarterfinals of the 6A state playoffs as a senior in 2021 ... Amassed 2,454 yards of total offense (2,148 passing, 306 rushing) and 24 touchdowns (21 passing, three rushing) as a junior in 2020 ... Earned a spot in the finals of the prestigious Elite 11 quarterback competition in 2021, where *Sports Illustrated* ranked him No. 9 overall nationally ... Was selected to play in the 2021 Alabama-Mississippi Classic All-Star Game and helped lead Alabama to a 20-0 win, which was Alabama's first win in Mississippi in the 35-year history of the game ... Coached at Pinson Valley by Sam Shade.

Personal: Majoring in business administration.

CAREER HIGHS

Rushing Attempts: 17 at Virginia Tech (Nov. 5, 2022)
Rushing Yards: 66, twice - last vs. Miami (Nov. 12, 2022)
Longest Rush: 19 vs. Miami (Nov. 12, 2022)
Rushing TDs: 1, 3x - last vs. Miami (Nov. 12, 2022)
Passing Attempts: 32 at Virginia Tech (Nov. 5, 2022)
Passing Completions: 19 at Virginia Tech (Nov. 5, 2022)
Passing Yards: 253 at Virginia Tech (Nov. 5, 2022)
Longest Pass: 56 at Virginia Tech (Nov. 5, 2022)
Passing TDs: 1, 3x - last vs. Miami (Nov. 12, 2022)

CAREER STATISTICS**PASSING**

YR	G-GS	CMP	ATT	YDS	PCT	TD	INT	LG
2022	3-2	49	82	565	59.8	3	3	56
Total	3-2	49	82	565	59.8	3	3	56

RUSHING

YR	G-GS	ATT	YDS	TD	LG	Avg/C	Avg/G
2022	3-2	35	127	2	14	11.7	42.3
Total	3-2	35	127	2	14	11.7	42.3



6

ETINOSA REUBEN**DL • 6-3 • 295 • r-Jr.**
Kansas City, Mo./Park Hill South (Clemson)

2019-22 (Clemson): Has two seasons of eligibility remaining ... Recorded two tackles (3.5 for loss), 2.5 sacks, a pass breakup, fumble recovery and a blocked field goals in 318 defensive snaps over 30 career games and one start with the Tigers ... Credited with two tackles and a blocked field in 56 defensive snaps over eight games in 2022 ... Made one tackle vs. Furman ... Recorded his first career field goal block at Boston College, sharing team special teams player of the game honors ... Added one tackle at Florida State ... Credited with 17 tackles (3.5 for loss), 2.5 sacks, a pass breakup and a fumble recovery over 213 defensive snaps in 12 games (one start) in 2021 ... Recorded two tackles (one for loss) vs. SC State ... Made three tackles at NC State ... contributed four tackles vs. Boston College ... Had one tackle at Syracuse ... Recorded his first career start at No. 23 Pitt, collecting two tackles and his first career fumble recovery ... Had one tackle and a half-sack — the first of his career — vs. Florida State ... made one tackle vs. UConn ... Notched a career-high 2.0 sacks vs. No. 13 Wake Forest ... Made one tackle at South Carolina ... Credited with four tackles in 40 snaps over seven games in 2020 ... Posted two tackles in season debut vs. The Citadel ... Added a tackle vs. Virginia ... contributed a tackle vs. Pitt ... Credited with three tackles in nine defensive snaps over three games while redshirting in 2019 ... Made collegiate debut vs. Charlotte ... Made one tackle vs. Wofford ... Contributed two tackles vs. Wake Forest.

Personal: Attended Park Hill South High School ... Ranked as sixth-best overall player in the state of Missouri and 28th-best defensive end in the nation by *247Sports* ... Ranked as ninth-best overall player from Missouri in this class and the 41st-best defensive end in the nation by *Rivals* ... Ranked as 11th-best player in Missouri and 35th-best defensive end in the nation by ESPN ... Only played three years of prep football ... Named team Defensive Lineman of the Year at Park Hill South H.S. in each of his final two years ... Named first-team all-conference, all-district and second-team all-state by the Missouri Football Coaches Association ... Earned the Mr. Panther Award winner at Park Hill South, the most prestigious award presented by the program ... Nominated for the Buck Buchanan Award as the top defensive lineman or linebacker in Greater Kansas City ... Finished 2018 with 62 total tackles, 16 tackles for loss, including three sacks ... Also recorded a safety ... Finished his junior year with 55 total tackles, seven tackles for loss, including three sacks, two forced fumbles and one recovered fumble ... Made all-state, all-conference and all-district honoree as a senior in 2018 ... Coached by Mike Sharp.

Personal: Majoring in history, technology and society at Georgia Tech ... Earned a bachelor's degree in criminal justice from Clemson in December 2022 ... Three-time ACC academic honor roll selection at Clemson ... First name is pronounced "eh-tee-OH-sah" (with a silent "N").



16

BRODY RHODES**QB • 6-1 • 194 • r-So.**
Canton, Ga./Creekview

2022 (Redshirt Freshman): Did not see game action.

2021 (True Freshman): Did not see game action ... Redshirted.

High School: Threw for more than 3,500 yards and nearly 30 touchdowns and ran for more than 1,000 yards as a three-year starting quarterback at Creekview H.S. ... Coached by Trevor Williams.

Personal: Majoring in business administration.



27

JOSH ROBINSON**DL • 6-6 • 253 • Jr.**
Douglasville, Ga./Douglas County

2022 (Sophomore): Saw action in all 12 games ... Recorded four tackles overall (all solo), including one for loss ... Recorded his 1.0 tackles for loss against No. 17 Ole Miss (Sept. 17).

2021 (True Freshman): Saw action in 10 games as a reserve defensive tackle ... Recorded four tackles, including one for loss, and a quarterback hurry ... Had a season-best two tackles at Virginia (Oct. 23) ... Talled single stops in win over No. 20 North Carolina (Sept. 25) and at No. 6 Notre Dame (Nov. 20) ... Tackle for loss also came in the 45-22 win over UNC.

High School: Rated as a three-star prospect by *Rivals*, *247Sports* and *ESPN* ... Tabbed as the No. 26-ranked weakside defensive end in the nation and the No. 40-ranked player in the state of Georgia by *Rivals* ... As a senior, led Douglas County to a 7-3 regular season record and Georgia 6-A playoff appearance ... Honor-roll student ... Lettered in football, basketball and track and field at Douglas County H.S. ... Coached by Johnny White.

Personal: Majoring in business administration.

CAREER HIGHS

Tackles: 2, twice - last at Virginia Tech (Nov. 5, 2022)

Solo Tackles: 2 at Virginia Tech (Nov. 5, 2022)

Tackles for Loss: 1.0, twice - vs. No. 20/17 Ole Miss (Sept. 17, 2022)

CAREER STATISTICS**DEFENSIVE**

YR	G-GS	UT	AT	TT	TFL	SACK	FF/FR	BLK	QBH
2021	10-2	2	2	4	1.0-2	0.0-0	0/0	0	1
2022	12-0	4	0	4	1.0-6	0.0	0/0	0	0
Total	22-2	6	2	8	2.0-8	0.0-0	0/0	0	1



55

COREY ROBINSON II**OL • 6-5 • 275 • r-So.**
Roswell, Ga./Roswell (Kansas)

2022 (Redshirt Freshman): Started all 12 games at left tackle ... One of only two linemen to start at the same position each game, helping anchor an offensive front that had five different starting combinations in 12 games ... Ranked second among Georgia Tech's offensive linemen in total snaps with 735.

2021 (Kansas): Redshirted in only season at KU.

High School: Rated as a three-star prospect by *Rivals*, *247Sports* and *ESPN* ... Was credited with 65 pancake blocks and surrendered just one sack as a senior in 2020, when he helped lead nearby Roswell H.S. to an 8-3 record, the second round of the Georgia 7-A state playoffs and more than 2,000 passing yards and 1,900 rushing yards ... Invited to participate in 2020 World Bowl national combine ... Selected to play in 2019 GACA all-star game ... Coached at Roswell by Chris Prewett.

Personal: Majoring in business administration.



93

JAAMYEN ROCHELL

DL • 6-4 • 278 • r-Fr.
Duluth, Ga./North Gwinnett

2022 (True Freshman): Did not see game action ... Redshirted.

High School: First-team all-county selection and a first-team all-region 8-AAAAAAA honoree as a senior offensive lineman in 2021 ... Earned a 91% performance grade with a 98% effort grade as a senior in '21 ... Was a third-team all-county selection and earned the Touchdown Club of Gwinnett's Kevin Maloof Award – given annually to the player who most puts the team above himself – as a junior in 2020.

Personal: Majoring in business administration ... Member of the ACC academic honor roll.



8

MALIK RUTHERFORD

WR • 5-9 • 155 • r-So.
Miami, Fla./Champagnat Catholic School

2022 (Redshirt Freshman): Saw action in all 12 games, making one start against No. 13 North Carolina (Nov. 19) ... Ranked fourth overall on the team in receptions (23) and receiving yards (225) ... Caught four passes for 52 yards against No. 17 Ole Miss (Sept. 17) ... Followed that up with two receptions for 31 yards at UCF (Sept. 24) ... Caught two passes for 33 yards vs. Miami (Nov. 12) ... Hauled in a season-best six receptions for 68 yards in the huge 21-17 road win over UNC ... Finished the season off with three receptions for 14 yards at No. 1 Georgia (Nov. 26).

2021 (Freshman): Saw action in three games as a true freshman — vs. Kennesaw State (Sept. 11), vs. Pitt (Oct. 2) and at Duke (Oct. 9) ... Recorded five receptions for 62 yards on the season, all against eventual ACC champion Pitt.

High School: Rated as a three-star prospect by *Rivals*, *247Sports* and ESPN ... Tabbed as the No. 66-ranked wide receiver in the nation and the No. 75-ranked player in the state of Florida by *Rivals* ... A *Sports Illustrated* all-America candidate as a senior in 2020 ... Has helped lead Champagnat Catholic to three-straight Florida 2A state football championship game appearances — team finished as runner-up in 2018, then won back-to-back state titles in 2019 and 2020 ... First-team all-Dade County selection as a junior and senior and second-team all-Dade honoree as a sophomore ... Recorded more than 30 catches for over 500 yards and at least seven touchdowns as a senior ... Despite missing two games as a junior, averaged 18.5 yards per catch while amassing 1,057 all-purpose yards and eight total touchdowns ... Coached by Hector Clavijo.

Personal: Majoring in business administration.

CAREER STATISTICS

RECEIVING

YR	G-GS	NO.	YDS	TD	LG	Rec./G	Avg/C	Avg/G
2021	3-0	5	62	0	24	2.5	12.4	31.0
2022	12-1	23	225	0	38	1.9	9.8	18.8
Total	15-1	28	287	0	38	1.9	10.3	19.1



65

CONNOR SCAGLIONE

OL • 6-4 • 315 • r-Sr.
Closter, N.J./North Valley Regional (Princeton)

2018-22 (Princeton): Has one season of eligibility remaining as a graduate transfer from Princeton ... Played in 31 games at right tackle and right guard over four seasons at Princeton (2018-19, 2021-22 — Ivy League did not play football during 2020-21 academic year due to Covid-19 pandemic) ... Appeared in three games as a freshman in 2018, helping Princeton to the Ivy League championship and its first undefeated season since 1964 ... Appeared in nine games with one start in 2019 ... Started all 10 games for the Tigers in 2021, helping anchor a high-powered offense that ranked first in the Ivy League in scoring (33.4 ppg), second in passing (265.5 ypg), second in passing efficiency (147.0) and third in total offense (392.4 ypg) ... Started nine games in 2022, once again helping lead a prolific offense that led the Ivy League in passing (274.2 ypg) and ranked second in the conference in scoring (27.8 ppg).

High School: Ranked No. 109 on the list of Top 250 NCAA Division I FCS recruits by *Hero Sports* ... Recorded 119 tackles and 9.5 sacks as a senior in 2017, en route to first team all-state, all-group and all-league honors ... Was also a New Jersey State Defensive Player of the Year nominee and helped lead team to state semifinals as a senior ... Played offensive line, defensive line and tight end during prep career ... Coached Tony Mattola ... Earned 12 varsity letters in high school — four apiece in football, basketball and track and field ... Two-year captain in both football and track ... Recorded fifth-best discus throw in the state of New Jersey ... Two-time first-team all-county in the shot put ... Helped lead team to sectional title in basketball ... News 12 New Jersey Scholar-Athlete of the Week ... Member of National Honor Society.

Personal: Pursuing an MBA as a graduate student at Georgia Tech ... Earned a bachelor's degree in psychology from Princeton in 2022 ... Cousin, Stan Walters, played football at Syracuse (1970-71), was selected by the Cincinnati Bengals in the ninth round of the 1972 NFL Draft, had a 12-year NFL career with the Bengals (1972-74) and Philadelphia Eagles (1975-83) and was a two-time Pro Bowler (1978, 1979), a second-team All-Pro (1979) and is a member of the Syracuse all-century team and Philadelphia Eagles Hall of Fame ... Connor is an Eagle Scout.



59

WILL SCISSUM

OL • 6-2 • 291 • r-Jr.
Marietta, Ga./The Walker School

2022 (Redshirt Sophomore): Did not see game action.

2021 (Redshirt Freshman): Made collegiate debut in season opener against Northern Illinois (Sept. 4) ... Did not record any statistics.

2020 (Redshirt Freshman – “Covid Year” – year of eligibility retained): Did not appear in game action.

2019 (Freshman): Redshirted.

CAREER HIGHS

Receptions: 6 at No. 13 North Carolina (Nov. 19, 2022)

Receiving Yards: 68 at No. 13 North Carolina (Nov. 19, 2022)

Longest Reception: 38 vs. No. 20/17 Ole Miss (Sept. 17, 2022)

Rushing Attempt: 1 vs. Virginia (Oct. 20, 2022)

Rushing Yards: 4 vs. Virginia (Oct. 20, 2022)



High School: Four-year letterwinner as an offensive lineman at The Walker School ... Named all-region and all-county by Cobb County Touchdown Club ... Selected to participate in GACA All-Star Game ... Coached by Matt Casper ... Member of National Honor Society, as well as National Science Society and National Spanish Society.

Personal: Comes from a family of athletes ... Father, Willard Scissum, was a four-year letterwinner at Alabama before playing two years of professional football in the NFL, spending one year apiece with the Denver Broncos and the Washington Redskins ... Mother, Ellen, ran track and field at Alabama A&M for all four years ... Uncle, Chris, wrestled at the Naval Academy for three years ... Grandfather, Adolph, was a four-year football letterwinner at Alabama A&M ... Cousin, Chauncey, played football for four years at Syracuse and one at UNLV ... Cousin, Geron, played one year of basketball apiece at VCU, James Madison and Alabama A&M ... Grandmother, Jeannette, was a scientist at NASA ... Will is majoring in civil engineering ... Two-time member of ACC Academic honor roll.



8

MAKIUS SCOTT

DL • 6-4 • 291 • Jr.
Gainesville, Ga./Gainesville (South Carolina)

2022 (Sophomore): Saw action in all 12 games and made 12 starts as a defensive tackle ... Finished the season with 22 tackles, which included 2.5 tackles for loss, 1.5 sacks and a fumble recovery ... Turned in best performance of the season with four tackles (three solo) and a sack in the huge 21-17 road victory over No. 13/11 North Carolina (Nov. 19) ... Also turned in four assisted tackles against Miami (Fla.) (Nov. 12) ... Recorded two tackles six other times – vs. No. 4 Clemson (Sept. 5), at UCF (Sept. 24), at No. 24 Pitt (Oct. 1), vs. Duke (Oct. 8), at Florida State (Oct. 29) and at Virginia Tech (Nov. 5).

2021 (Freshman): Saw action in 11 games as a reserve defensive tackle ... Only missed penultimate game of the season at No. 6 Notre Dame (Nov. 20) ... Recorded one quarterback hurry on the season.

2020 (South Carolina): Did not see game action in lone season at South Carolina.

High School: Rated a three-star prospect by *Rivals*, *247Sports* and *ESPN* ... tabbed as the No. 49-ranked defensive tackle in the nation and the No. 79-ranked player in the state of Georgia in the class of 2020 by *Rivals* ... Lettered in football and basketball at Gainesville H.S. ... Played at Gainesville H.S. with Georgia Tech teammate Jordan Williams ... Plays at Tech for defensive coordinator Andrew Thacker, a Gainesville graduate ... Coached by Heath Webb.

Personal: Majoring in business administration.

CAREER HIGHS

Tackles: 4, twice - last at No. 13 North Carolina (Nov. 19, 2022)

Solo Tackles: 3 at No. 13 North Carolina (Nov. 19, 2022)

Tackles for Loss: 1.0 at No. 13 North Carolina (Nov. 19, 2022)

Fumbles Recovered: 1 at Virginia Tech (Nov. 5, 2022)

CAREER STATISTICS**DEFENSIVE**

YR	G-GS	UT	AT	TT	TFL	SACK	FF/FR	BLK	QBH
2021	11-0	0	0	0	0.0-0	0.0-0	0/0	0	0
2022	12-12	5	17	22	2.5-9	1.5-7	0/1	0	1
Total	23-12	5	17	22	2.5-9	1.5-7	0/1	0	1



73

PATRICK SCREWS, JR.

OL • 6-5 • 319 • Fr.
Eufaula, Ala./Eufaula

High School: Rated as a three-star prospect by *Rivals*, *247Sports* and *ESPN* ... Is the No. 12-ranked center in the nation by *ESPN* and the No. 30-ranked overall prospect in the state of Alabama by *Rivals* ... Two-time all-state performer (2021 and 2022) ... Holds Eufaula H.S. record for most knockdowns in a game ... Selected to participate in Alabama North-South All-Star Football Game ... Coached at Eufaula by Jerrel Jernigan ... Versatile athlete was also a four-year letterwinner in basketball.

Personal: Youngest of three siblings ... Majoring in business administration.



80

BRETT SEITHER

TE • 6-5 • 233 • r-Jr.
Clearwater, Fla./Clearwater Central Catholic (Georgia)

2019-22 (Georgia): Attended Georgia from 2019-2022 ... Has two seasons of eligibility remaining as a graduate transfer ... Caught four passes for 54 yards and a touchdown over 27 games at UGA ... Saw action as a reserve TE in 10 games in 2022 ... Did not record any statistics in '22 ... Saw action as a reserve TE in 10 games in 2021, catching three passes for 42 yards on the season ... Finished with two catches for 39 yards, including a career-long 30-yarder, in win over Charleston Southern ... His other catch vs. the Buccaneers went for 9 yards and a touchdown ... Had one reception for 3 yards in win over Missouri ... Saw action in the Bulldogs' 2020 season-opening win at Arkansas and had one reception for 12 yards ... Also played in win at Missouri and in the Chick-fil-A Peach Bowl vs. Cincinnati ... Played in two games and redshirted as a true freshman in 2019.

High School: Attended Clearwater Central Catholic High School ... Rated as a 247sports three-star prospect, No. 45 tight end nationally, No. 140 prospect in Florida ... *ESPN* three-star prospect, No. 26 TE nationally, No. 173 prospect in Florida ... *Rivals* three-star prospect ... Helped the Marauders to a 12-1 record, reaching the semifinals of the 2018 FHSA Class 3A state playoffs ... As a two-way senior player, he tallied 42 receptions for 630 yards and six touchdowns, while defensively he had 31 total tackles, 3.5 TFL, two interceptions, and a fumble caused ... Named *Tampa Bay Times* 2018 all-Pinellas County second-team offense, as well as the all-Tampa Bay third-team offense by the publication ... Caught a 44-yard touchdown for South in the 2018 Pinellas County All-Star Football Game ... As a junior in 2017, recorded 12 receptions for 171 yards and three touchdowns in the state semifinal.

Personal: Pursuing a master's degree in building construction at Georgia Tech ... Earned a bachelor's degree in sports management at Georgia.



17

AIDAN SEMO

QB • 6-3 • 205 • r-Fr.
New Windsor, N.Y./Rabun Gap-Nacoochee

2022 (True Freshman): Did not make a game appearance ... Redshirted.

High School: Began taking varsity snaps as an eighth grader before



guiding Cornwall Central (N.Y.) H.S. to a perfect season and 2018 Class A state championship as a freshman ... Won five more games as Cornwall's starter in 2019 before sustaining a season-ending injury ... Transferred to Georgia in 2020 to attend Rabun Gap-Nacoochee School as a junior and led the Eagles to a 15-5 record over two seasons and back-to-back North Carolina Independent Schools Athletic Association runner-up finishes in 2020 and 2021 ... Completed 91 of his 169 throws for 1,489 yards and 13 touchdowns as a senior ... Completed 85 of 136 passes for 1,285 and 18 touchdowns as a junior ... Coached at Rabun Gap-Nacoochee by Joe Sturdivant.

Personal: Majoring in civil engineering.

**84****JOSH SEXTON**

WR • 5-10 • 171 • r-So.
Cumming, Ga./North Forsyth

2022 (Redshirt Freshman): Did not see game action.

2021 (True Freshman): Did not participate in football ... Redshirted.

High School: Hauled in seven passes for 61 yards as a senior at North Forsyth H.S.

Personal: Majoring in business administration ... Member of ACC academic honor roll.

**25****TAYE SEYMORE**

DB • 5-11 • 203 • Fr.
Atlanta, Ga./South Atlanta

High School: Rated as a two-star prospect by *247Sports* and *Rivals* ... Rated as the No. 62-ranked linebacker in the nation and the No. 69-ranked overall prospect in the state of Georgia by *247Sports* ... Began prep career at Lithia Springs H.S. before transferring to South Atlanta H.S. as a senior ... Named first-team all-state as a junior at Lithia Springs ... Three-time first-team all-region honoree (2020 and 2021 at Lithia Springs, 2022 at South Atlanta) ... Amassed 304 tackles and 30 tackles for loss over the course of his prep career ... Versatile athlete also recorded 851 all-purpose yards as a high-schooler (467 on kick returns, 69 on punt returns, 136 rushing and 123 receiving) ... Coached at South Atlanta by Mike Woolridge.

Personal: Majoring in business administration.

**43****DAVID SHANAHAN**

P • 6-2 • 204 • Jr.
**Castleisland, County Kerry, Ireland/
 St. Patrick's Secondary School**

2022 (Sophomore): Ranked No. 4 in the ACC and 35th nationally with a 43.5-yard punting average ... 43.5-yard average was the eighth-best in Georgia Tech single-season history ... Upped his career average to 42.6 yards per punt, which ranks third in school history, behind only Ray Guy Award winners Durant Brooks (45.3 – 2006-07) and Pressley Harvin III (44.7 – 2017-20) ... Had at least one punt of 50 or more yards in 9-of-12 games ... Also averaged at least 43 yards per punt in 9-of-12 games ... Downed two kicks inside the 20 yard line twice in a game four times ... 65-yard punt in finale at No. 1 Georgia (Nov. 26) tied for the

26th-longest punt in Georgia Tech history ... Named to All-ACC Academic Team in recognition of his performances on the field and in the classroom.

2021 (Freshman): Appeared in all 12 games and handled all 61 of Georgia Tech's punts on the season, despite having never played in an American football game prior to the campaign ... Averaged 41.5 yards per punt with 13 traveling 50-plus yards (21.3%), 16 pinned inside the 20 yard line (26.2%) and 18 fair catches (29.5%) ... Averaged a whopping, season-high 52.7 yards per punt in his American football debut versus Northern Illinois (Sept. 4) ... 52.7 yards per punt against NIU, which came over three punts and included a 63-yarder, is the seventh-highest single-game punting average in Georgia Tech history (min. two punts) ... Averaged better than 44 yards per punt on six occasions — vs. NIU, Sept. 25 vs. North Carolina (44.7), Oct. 2 vs. Pitt (45.5), Oct. 9 at Duke (45.3), Oct. 30 vs. Virginia Tech (48.2) and Nov. 27 vs. Georgia (Nov. 27) ... Boomed a season-best 71-yard punt at Duke, which was the eighth-longest in school history and the longest by a GT punter since Durant Brooks booted a 77-yarder vs. UNC on Nov. 17, 2007 ... Named to ACC's all-academic team for achievements on the field and in the classroom.

Prior to Georgia Tech: Rated as a three-star prospect by *247Sports* and ESPN ... Versatile athlete played Gaelic football, rugby and basketball in his native County Kerry, Ireland ... Was a member of Kerry U17 Gaelic football "panel" that won the 2017 Munster championship (Gaelic football's national title) at the U17 level ... Attended Prokick Australia in Melbourne, Australia, a American football kicking academy that has produced six of the past seven Ray Guy Award winners and four current National Football League punters ... Is the first Prokick alumnus from Ireland ... Continued to hone his punting skills during the Covid-19 pandemic by punting in solitude on his uncle's dairy farm in southwest Ireland.

Personal: Believed to be the first Ireland native ever awarded a full scholarship to play American college football ... Majoring in business administration ... Member of ACC academic honor roll.

CAREER HIGHS

Punts: 10, twice - last vs. Virginia (Oct. 20, 2022)
Punting Yards: 430 vs. Virginia (Oct. 20, 2022)
Punting Avg.: 52.7 vs. Northern Illinois (Sept. 4, 2021)
Longest Punt: 71 at Duke (Oct. 9, 2021)

CAREER STATISTICS**PUNTING**

PUNTING	G	No.	YDS	LG	IN20	AVG
2021	12	61	2533	71	16	41.5
2022	12	73	3172	65	11	43.5
Total	24	134	5705	71	27	42.6

**17****RODNEY SHELLEY**

DB • 5-11 • 168 • So.
Fairburn, Ga./Langston Hughes

2022 (True Freshman): Saw action in 10 games ... Recorded seven tackles (four solo) on the season ... Completed a 5-yard punt return in the huge 21-17 road win over No. 13/11 North Carolina (Nov. 19) ... Recorded seven tackles (four solo) ... Finished with two tackles in a 28-27 road win against Virginia Tech (Nov. 5).

High School: Rated as a three-star prospect by *247Sports* and ESPN ... Helped lead Langston Hughes to an 13-2 record and 2021 region championship as a senior ... Finished as runner-up for state championship ... Named first-team all-region on offense as a two-way defensive back/



wide receiver ... Appeared in all 15 games in 2021, recording 48 tackles (23 solo), five interceptions for 98 total return yardage and four deflected passes ... Also hauled in 38 receptions for 744 yards and 10 touchdowns ... Returned three kicks (159 yards), including one for a touchdown, and three punts (104 yards), including one for a touchdown ... Made nine appearances in 2020, amassing 21 tackles (11 solo), two interceptions, and two passes deflected ... Also caught 18 passes for 283 yards and five touchdowns ... Played five games his sophomore season in 2019 solely on offense, making 12 catches for 155 yards ... Also ran track and was a regional qualifier in the 400-meter dash as a junior ... Coached at Langston Hughes by Daniel Williams.

Personal: Majoring in literature, media and communication.



O

MYLES SIMS

DB • 6-3 • 190 • r-Sr.
Atlanta, Ga./Westlake (Michigan)

2022 (Redshirt Junior): Started all 12 games at cornerback, extending his streak of consecutive starts to 14-straight games ... Ranked seventh on the team with 43 tackles ... Three pass breakups were tied for third on the squad ... Recorded multiple tackles in 11-of-12 games, tallied at least three tackles in 10-of-12 contests and had at least four stops in 7-of-12 games ... Recorded his first-career interception and a pass breakup in win over Western Carolina (Sept. 10) ... Matched a season-high three times with five tackles against Ole Miss (Sept. 17), at Virginia Tech (Nov. 5) and vs. Miami (Fla.) (Nov. 12) ... Had four stops apiece vs. No. 4 Clemson (Sept. 5), at No. 24 Pitt (Oct. 1), vs. Duke (Oct. 8) and at Florida State (Oct. 29) ... Had a tackle for loss against Clemson ... Member of the official watch lists for the AFCA Good Works Team and Wuerffel Trophy, which both recognize student-athletes for their work in the community ... Earned Good Works Team and Wuerffel Trophy nominations for his work with Habitat for Humanity, the Salvation Army and Jackets Without Borders, Georgia Tech's May 2022 international service trip to Puerto Rico rebuild homes in areas affected by Hurricanes Irma and Maria.

2021 (Redshirt Sophomore): Saw action in final 11 games of the season and made three starts in the secondary — one at cornerback at Virginia (Oct. 23) and two at nickel vs. No. 6 Notre Dame (Nov. 20) and No. 1 Georgia (Nov. 27) ... Totaled 18 tackles, including one for loss, on the season ... Tied for second on the team with four pass breakups ... Tied for team lead with two fumble recoveries (Sept. 18 at No. 6 Clemson and Nov. 6 at Miami) ... After tallying just one tackle over the first four games of the season (at Clemson), recorded 24 over the final eight contests, with multiple stops in six of the last eight games of the campaign ... Opened the sizzling back half of the season with three tackles against Pitt (Oct. 2) ... Followed that up with five stops in win at Duke (Oct. 9) ... Had two stops apiece against UVA and Virginia Tech (Oct. 30) ... Notched a career-high seven tackles at Notre Dame ... Closed the season with four stops against UGA ... Was credited with two pass breakups against Virginia Tech and one apiece against Duke and Virginia.

2020 (Redshirt Sophomore – “Covid Year” – year of eligibility retained): Played in eight games and made the first two starts of his career at cornerback ... Started the first two games of the season at Florida State (Sept. 12) and versus UCF (Sept. 19) ... Finished the season with 15 tackles (including one for loss) and two pass breakups ... Turned in an impressive showing in his first-career start at FSU, recording a season-high five tackles (four solo) and breaking up a pair of passes to help lead Tech to the 16-13 triumph ... Recorded four tackles (three solo) in his next start against UCF ... Notched a pair of solo tackles against eventual College Football Playoff participant Notre Dame (Oct. 31) ... In his final game of the season, had three solo tackles, including one for

loss, at NC State (Dec. 5).

2019 (Redshirt Freshman): Appeared in 10 games as a reserve defensive back ... Despite limited opportunities, recorded 16 tackles (15 solo) and three pass breakups ... Made his debut at Georgia Tech in the season-opener at then-No. 1 Clemson (Aug. 29) ... Recorded his first solo tackle against South Florida (Sept. 7) and at Temple (Sept. 28) ... Took down two offensive players against North Carolina (Oct. 5) ... Tallied four tackles (three solo) at Virginia (Nov. 9) and also recorded his first pass breakup ... Registered a tackle and a pass breakup against Virginia Tech (Nov. 16) ... Had his best game of the season against then-No. 4 Georgia (Nov. 30), totaling a career-high five solo tackles and his third pass breakup of the season.

2018 (Michigan): Redshirted as a true freshman.

High School: Rated as a four-star prospect by *247Sports*, *Rivals* and ESPN coming out of Westlake H.S. ... Tabbed as the No. 79 overall player in the nation and the No. 7 cornerback in the class of 2016 by *Rivals* ... Two-time all-region honoree ... Recorded six pass breakups and two interceptions as a senior despite opposing offenses generally avoiding to throw in his direction ... Selected to participate in 2018 Under Armour All-America Game ... Helped lead Westlake to 2017 regional championship ... Coached by Kareem Reid.

Personal: Graduated from Georgia Tech in May 2022 with bachelor's degree in business administration ... Pursuing graduate studies in business administration ... Member of ACC academic honor roll.

CAREER HIGHS

Tackles: 7 at No. 6 Notre Dame (Nov. 20, 2021)

Solo Tackles: 5 vs. No. 4 Georgia (Nov. 30, 2019)

Tackles for Loss: 1.0, 3x - last vs. No. 20/17 Ole Miss (Sept. 17, 2022)

Pass Breakups: 2, twice - last vs. Virginia Tech (Oct. 30, 2021)

Fumbles Recovered: 1, twice - last at Miami (Nov. 6, 2021)

Interceptions: 1 vs. Western Carolina (Sept. 10, 2022)

CAREER STATISTICS

DEFENSIVE

YR	G-GS	UT	AT	TT	TFL	PD	FF/FR	BLK	INT
2018		— Redshirt —							
2019	10-0	15	1	16	0.0-0	3	0/0	0	0
2020	8-2	13	2	15	1.0-2	2	0/0	0	0
2021	11-3	18	7	25	1.0-4	4	0/2	0	0
2022	12-12	28	15	43	1.0-2	4	0/0	0	1
Total	41-17	74	25	99	3.0-8	13	0/2	0	1



13

ERIC SINGLETON, JR.

WR • 5-11 • 173 • Fr.
Douglasville, Ga./Alexander

High School: Rated as a three-star prospect by *247Sports* and ESPN ... No. 68-ranked wide receiver in the nation and No. 61-ranked prospect out of Georgia by *247Sports* ... First-team all-region honoree ... Finished his high school career with 101 receptions, 1,567 receiving yards and 16 touchdowns ... Hauled in 65 receptions for 1,115 yards (17.2 yards per catch) and 15 touchdowns in 10 games as a senior at Alexander High School, becoming the first 1,000-yard receiver in school history ... Also returned eight kickoffs for 189 yards, averaging 23.6 yards per return, including a 96-yard return for a touchdown ... Returned nine punts for 124 yards (13.8 yards per return) ... Caught 35 receptions his junior year for 444 yards and four touchdowns ... Returned five kickoffs for 69 yards and three punts for 30 yards ... Coached at Alexander by Olton Downs ...



Honor roll student.

Personal: Majoring in business administration ... Is the middle of five siblings ... Cousin, Darwin Adams, played wide receiver at Auburn.

**94****CHASE SIPPOLA****DL • 5-10 • 250 • r-Sr.
Carrollton, Ga./Carrollton**

2022 (Sophomore): Did not see game action ... Redshirted.

2021 (Freshman): Initially attended the U.S. Coast Guard Academy and was a member of the wrestling team before transferring to Georgia Tech and joining the Yellow Jackets' football program.

High School: Four-year letterman in football, wrestling and lacrosse ... Named the 2020 FCA Wrestler of the Year ... Named first-team all-area and all-region in football ... Also earned first-team all-state and all-region honors in wrestling.

Personal: Participated in Georgia Tech athletics' Jackets Without Borders international service trip to Villa del Rio, Puerto Rico in May 2022 to assist with continued hurricane rehabilitation efforts following the storms that devastated the island in 2017 ... Member of the ACC academic honor roll.

**4****DONTAE SMITH****RB • 5-11 • 198 • r-Sr.
Spring Hill, Tenn./Spring Hill**

2022 (Redshirt Junior): Appeared in all 12 games and made four starts at running back ... Ran for 420 yards on 87 carries (both career highs), good for a team-best 4.8 yards per carry ... Became the 51st player in Georgia Tech history to rush for 1,000 yards in a career when he surpassed the 1,000-yard mark at Virginia Tech (Nov. 5) ... Finished the season with 1,159 career yards, good for 46th in school history ... Had a career-high five rushing touchdowns, giving him 12 touchdowns on just 208 career carries, good for one score every 17.3 carries ... Finished the season with 1,159 career yards, which ranks 47th in school history ... Also caught 19 passes for 125 yards, shattering his previous career highs of seven receptions (2021) and 52 receiving yards (2020) ... Had a breakout performance in Tech's second game of the season vs. Western Carolina (Sept. 10) with 102 rushing yards and three touchdowns – both career highs – on just 11 carries in the Yellow Jackets' 35-17 win ... Became the first Georgia Tech running back to rush for at least 100 yards and three touchdowns in a game since Synjin Days ran for 171 yards and three scores versus No. 8 Mississippi State in the 2014 Orange Bowl ... Was one of only seven NCAA Division I FBS players to rush for at least 100 yards and three touchdowns on fewer than 11 carries in 2022 ... Amassed a career-best 107 all-purpose yards with 85 rushing yards on nine carries (season-high 9.4 avg.), including a 29-yard touchdown run, and three receptions for 22 yards in heart-stopping 28-27 win at Virginia Tech (Nov. 5) ... Caught two passes for 32 yards and scored on a 2-yard touchdown run in 21-17 win at No. 13 North Carolina (Nov. 19) ... Had a career-high four receptions for 28 yards in season finale at No. 1 Georgia (Nov. 26) ... Threw a 24-yard touchdown pass to Malachi Carter on the first pass attempt of his career at UGA.

2021 (Redshirt Sophomore): Appeared in all 12 games ... Ran for 378 yards on just 68 carries, good for a team-best 5.6 yards per rush ... Also caught seven passes for 33 yards ... Ran for four touchdowns, upping his career total to seven touchdowns on just 121 rushes, good for

a touchdown every 17.3 carries ... Scored a touchdown on his first carry of the season, a 15-yard scoring run versus Northern Illinois (Sept. 4) ... Scored his second touchdown of the year from 10 yards out and ran for a career-best 82 yards on just eight carries (10.3 avg.) vs. Kennesaw State (Sept. 11) ... Averaged eight yards per carry (three carries for 24 yards) against No. 6 Clemson's vaunted defense (Sept. 18) ... Ran nine times for 43 yards and a 3-yard score against Pitt (Oct. 2) ... Scored fourth touchdown of the season on a 3-yard run at Virginia (Oct. 23) ... Averaged seven yards per carry (four rushes for 28 yards) against Boston College (Nov. 13) ... Had a season-high 11 carries for 59 yards (5.4 avg.) in season finale against No. 1 Georgia (Nov. 27).

2020 (Redshirt Sophomore – "Covid Year" – year of eligibility retained): Enjoyed a breakout season as a third-year sophomore ... Appeared in all 10 games ... Ranked fourth on the team with 296 rushing yards on just 43 carries, good for a team-best 6.9 yards per rush (min. 5 attempts) ... Also caught six passes for 52 yards and led Tech with 10 kickoff returns (176 yards) ... Was also a mainstay on special teams and finished the year with two tackles ... Caught two passes for 32 yards and rushed once for 9 yards in season-opening win at Florida State (Sept. 12) ... Rushed eight times for a career-high 75 yards (including a 30-yard gain) at Syracuse (Sept. 26) ... Scored first-career touchdown on a 12-yard run in win over Louisville (Oct. 9) ... Ran five times for 60 yards and scored two touchdowns (36 and 22 yards) in win over Duke (Nov. 28) ... 36-yard TD run against Duke was a season-long ... Had a season-high nine carries for 43 yards at NC State (Dec. 5).

2019 (Redshirt Freshman): Appeared in eight games as a reserve running back ... Finished the season with 10 carries for 62 yards and two receptions for 13 yards ... Also returned six kicks for 138 yards ... Totaled 216 all-purpose yards on the year ... Hauled in his first-career reception against South Florida (Sept. 7), a 10-yard catch, while returning his first-career kick for 18 yards ... Returned a kick for 27 yards against The Citadel (Sept. 14) ... Recorded a career-high seven rushes for 35 yards, including a 17-yard carry in the third quarter at Temple (Sept. 28) ... Took back three kicks for a career-best 77 yards, including a 31-yarder in the fourth quarter ... Ran twice for 32 yards at Duke (Oct. 12), including a career-long 25-yard carry in the fourth quarter.

2018 (True Freshman): Redshirted.

High School: Rated as a three-star prospect by ESPN, *247Sports/Scout* and *Rivals* ... Ranked as the nation's No. 20 all-purpose back by *247Sports/Scout* and the nation's No. 39 running back by ESPN ... 2017 Tennessee Region 4A co-MVP ... One of three finalists for Tennessee's 4A Mr. Football award as a senior ... Three-time all-region honoree ... Rushed for 4,269 yards and 45 touchdowns over final two prep seasons (2,065 yards and 24 touchdowns as a senior in 2017, 2,204 yards and 21 touchdowns as a junior in 2016) ... Two-time team captain ... Four-year letterwinner ... Selected to participate in 2017 Tennessee East-West All-Star Classic ... Coached by Jay Emmons.

Personal: Has four siblings ... Grandfather, Lowell Wade, played football at Michigan State ... Started playing football at age five ... Enjoys fishing ... Was a Boys and Girls Club volunteer and volunteered time reading to elementary students as a high-schooler ... Earned bachelor's degree in business administration from Georgia Tech in December 2022.



CAREER HIGHS

Rush Attempts: 12 at No. 13 North Carolina (Nov. 19, 2022)

Rushing Yards: 102 vs. Western Carolina (Sept. 10, 2022)

Longest Rush: 51 vs. Western Carolina (Sept. 10, 2022)

Rushing TDs: 3 vs. Western Carolina (Sept. 10, 2022)

Receptions: 4 at No. 1 Georgia (Nov. 26, 2022)

Receiving Yards: 32, twice - last at No. 13 North Carolina (Nov. 19, 2022)

Longest Reception: 24 at No. 13 North Carolina (Nov. 19, 2022)

Kick Returns: 3 vs. North Carolina (Oct. 5, 2019)

Kick Return Yards: 77 vs. North Carolina (Oct. 5, 2019)

Longest Kick Return: 31 vs. North Carolina (Oct. 5, 2019)

Passing Attempts: 1 at No. 1 Georgia (Nov. 26, 2022)

Passing Completions: 1 at No. 1 Georgia (Nov. 26, 2022)

Passing TDs: 1 at No. 1 Georgia (Nov. 26, 2022)

Longest Pass: 24 at No. 1 Georgia (Nov. 26, 2022)

CAREER STATISTICS

RUSHING

YR	G-GS	ATT	YDS	TD	LG	Avg/C	Avg/G
2019	8-0	10	65	0	25	6.5	8.1
2020	10-0	43	296	3	36	6.9	29.6
2021	12-2	68	378	4	29	5.6	31.5
2022	12-4	87	420	5	51	7.3	35.0
Total	42-6	208	1159	12	51	5.0	27.6

RECEIVING

YR	G-GS	NO.	YDS	TD	LG	Rec./G	Avg/C	Avg/G
2019	8-0	2	13	0	10	0.2	6.5	1.6
2020	10-0	6	52	0	20	0.6	8.7	5.2
2021	12-2	7	33	0	16	0.6	4.7	2.8
2022	12-4	19	125	0	24	1.6	6.6	10.4
Total	42-6	34	223	0	24	1.6	6.6	10.4

KICKOFF RETURNS

YR	G-GS	NO.	YDS	TD	LG	Avg/R	Avg/G
2019	8-0	6	138	0	31	23.0	17.2
2020	10-0	10	176	0	30	17.6	17.6
2021	12-2	0	0	0	0	0.0	0.0
2022	12-4	0	0	0	0	0.0	0.0
Total	42-6	16	314	0	31	19.6	17.4



88

GAVIN STEWART

PK • 5-11 • 178 • Jr.
Savannah, Ga./Benedictine Military Academy

2022 (Sophomore): Emerged as one of college football's top kickers after taking over Georgia Tech's place-kicking duties in the fifth game of the season (Oct. 1 at No. 24 Pitt) ... Set single-season school record and ranked 10th nationally and second in the ACC in field-goal percentage (.923 = 12-of-13)923 FG percentage shattered the previous school record of .882 (15-of-17) that was shared by three GT kickers, most recently current Kansas City Chief Harrison Butker in 2016 ... Became the first Georgia Tech kicker in the past 40 seasons (since at least 1982) to make his first 10 field goal attempts of a season ... Was named Tech's primary place kicker ahead of Pitt game and responded by making 4-of-4 field goal attempts in a driving rainstorm, including a career-long 40-yarder, to help lead GT to a 26-21 win over the 24th-ranked Panthers ... Four FG at Pitt were just one shy of the GT record ... Became only the ninth player in school history to make as many as four FG in a single game ... Named ACC Specialist of the Week following his performance at Pitt ... In his next game, made 3-of-3 field goals, including the 37-yard game-winner in overtime, to lead the Jackets to their second-straight win, a 30-27 victory

over Duke (Oct. 8) ... After making single kicks against Virginia (Oct. 20) and Florida State (Oct. 29), was good on 3-of-3 in GT's 28-27 victory at Virginia Tech (Nov. 5) ... Finally had his first miss of the season in his final FG attempt of the year, when an errant snap and hold contributed to a miss at North Carolina (Nov. 19) ... Also handled 40 of Georgia Tech's 45 kickoffs on the season and recorded 22 touchbacks ... Named to All-ACC Academic Team in recognition of his performances on the field and in the classroom.

2021 (Freshman): Served as Georgia Tech's kickoff specialist throughout the season ... 33 of his 55 kickoffs went for touchbacks (60%), 10 were fair caught (18%) and just 12 were returned (22%) ... Attempted just one field goal, a 51-yarder that was blocked in the waning seconds of season opener versus Northern Illinois (Sept. 4).

2020 (Freshman – "Covid Year" – year of eligibility

retained): Appeared in eight games and became Georgia Tech's primary place kicker ... Made 22-of-24 extra-point attempts, including 11-straight to close the season ... Missed first field-goal attempt of the season at Syracuse (Sept. 26) but finished 2-for-3 on the year by going 2-for-2 from 26 and 22 yards at NC State (Dec. 5) ... Kicked off three times on the season.

High School: Played wide receiver, safety and kicker at Benedictine Military Academy ... Made 9-of-9 field goals (47-yard long) and 55-of-55 extra points ... Coached by Danny Britt ... Attended same school as current Georgia Tech teammate Ben Hollerbach.

Personal: Brother, Brad, played wide receiver at Georgia Tech from 2015-18 ... Gavin earned a bachelor's degree in business administration from Georgia Tech in May 2023 ... Three-time member of ACC academic honor roll.

CAREER HIGHS

Field Goals Made: 4 at No. 24 Pitt (Oct. 1, 2022)

Field Goals Attempted: 4 at No. 24 Pitt (Oct. 1, 2022)

Longest Field Goal Made: 40 at No. 24 Pitt (Oct. 1, 2022)

Longest Field Goal Attempted: 60 vs. Northern Illinois (Sept. 4, 2021)

CAREER STATISTICS

KICKING

YR	GP	FGM	FGA	LG	FG%	PATM	PATA
2020	8	2	3	26	66.7	22	24
2021	12	0	1	0	0.0	0	0
2022	10	12	13	40	92.3	13	14
Total	30	14	17	40	82.4	35	38



7

TRENILYAS TATUM

LB • 6-2 • 208 • Jr.
Riverdale, Ga./Mount Zion

2022 (Sophomore): Saw action in all 12 games, making four starts ... Recorded 31 total tackles on the season (18 solo), 2.5 tackles for loss, 1.0 sacks and a forced fumble ... Tallied a season-best seven tackles in the 35-17 win against Western Carolina (Sep. 10) and again made seven stops in the huge 36-21 road win at then-No. 24 Pitt (Oct. 1) ... Recorded his first career forced fumble against Virginia (Oct. 20) ... Also totaled four tackles (two solo) at No. 1 Georgia.

2021 (Freshman): Saw action in 10 games as a reserve linebacker and on special teams ... Made first-career start at LB at No. 6 Notre Dame (Nov. 20) ... Finished the season with 12 tackles in 10 games ... After



totaling just four stops over his first eight games of the year, made eight tackles in his final two contests — five (all solo) vs. Boston College (Nov. 13) and three at Notre Dame.

High School: Rated a four-star prospect by *Rivals* ... Tabbed as the No. 18-ranked inside linebacker in the nation and the No. 24-ranked player in the state of Georgia by *Rivals* ... As a junior, made 91 tackles with 31 tackles for loss and 14 sacks, en route to all-region recognition ... Lettered in both football and basketball at Mt. Zion H.S. ... Coached by Kevin "Bull" Jones.

Personal: Majoring in business administration.

CAREER HIGHS

- Tackles:** 7, twice - last at No. 24 Pitt (Oct. 1, 2022)
- Solo Tackles:** 5 vs. Boston College (Nov. 13, 2021)
- Sacks:** 1.0 at Florida State (Oct. 29, 2022)
- Tackles for Loss:** 1.0, twice - last at Florida State (Oct. 29, 2022)
- Fumbles Forced:** 1 vs. Virginia (Oct. 20, 2022)

CAREER STATISTICS

DEFENSIVE

YR	G-GS	UT	AT	TT	TFL	PD	FF/FR	SACK	QBH
2021	10-1	8	4	12	0.0-0	0	0/0	0.0-7	0
2022	12-4	18	13	31	2.5-8	0	0/0	1.0-7	1
Total	22-5	26	17	43	2.5-8	0	0/0	1.0-7	1



83

ZION TAYLOR

WR • 6-0 • 197 • Fr.
Norcross, Ga./Norcross

High School: Rated as a three-star prospect by *247Sports*, *Rivals* and ESPN ... No. 76-ranked prospect out of Georgia by *247Sports* ... Finished high school with 113 receptions, 1,745 receiving yards and 16 touchdowns, as well as 2,859 all-purpose yards over 35 games ... Transferred to Norcross ahead of his senior year and helped them reach Georgia Region 7-AAAAAAA Championship Game ... Named 2022 Gwinnett Specialist of the Year ... Played in 12 games for Norcross, hauling in 50 receptions for 819 yards and eight touchdowns (averaging 16.4 yards per catch) ... Also took 12 carries for 167 yards (13.9 yards per carry) and three rushing touchdowns ... Also returned 12 kickoffs for 431 total yards and three touchdowns and 19 punts for 299 yards ... Finished overall with a whopping 1,716 all-purpose yards during his senior campaign ... Coached at Norcross by Keith Maloof ... Named first-team all-county as a junior by Touchdown Club of Gwinnett at Parkview High School ... Caught 48 passes for 700 yards and seven touchdowns for the Panthers' state playoff team ... As a sophomore, caught 15 passes for 226 yards and one touchdown.

Personal: Majoring in biology.



57

PAUL TCHIO

OL • 6-5 • 290 • r-So.
Milton, Ga./Milton (Clemson)

2022 (Redshirt Freshman): Only saw action in two games due to injury — season opener vs. No. 4 Clemson (Sept. 5) and vs. Ole Miss (Sept. 17) ... Played guard in his limited action ... Redshirted.

2020-21 (Clemson): Played two seasons at Clemson and has three

seasons of eligibility remaining ... Appeared in 14 games and made one start with the Tigers ... Made five appearances in 2021 ... Played 19 snaps against then-No. 5 Georgia ... Helped Clemson exceed both 200 rushing yards and 200 passing yards with 33 snaps against South Carolina State ... Made first collegiate start at NC State, playing 42 snaps ... Also appeared against Boston College and Florida State ... Played 80 snaps over nine games as a true freshman in 2020 ... Made his collegiate debut with 15 snaps in the season opener at Wake Forest on Sept. 12 ... Played 24 snaps at Georgia Tech ... Also appeared in the ACC Championship Game against then-No. 2 Notre Dame.

High School: Rated as a four-star prospect by *Rivals*, *247Sports* and ESPN ... Ranked as the No. 85 overall player in the nation, the third-best offensive guard and the ninth-best player in Georgia by *247Sports* ... Ranked as the No. 143 overall player in the nation, the fifth-best offensive guard and the 15th-best player in Georgia by ESPN ... Ranked as the No. 140 overall player, the fourth-best offensive guard and 17th-best player in Georgia by *Rivals* ... Ranked No. 150 overall, the seventh-best offensive guard and 18th-best player in Georgia by *PrepStar* ... Played offensive line and defensive line as a senior, scoring a touchdown and a two-point conversion that year ... Earned an Athlete of the Week selection by WSB-TV in Atlanta ... Finished with 113 pancake blocks as a junior when he helped Milton to a 13-2 record and the state championship for the first time in school history ... As a junior, was a first-team all-state and all-region selection ... Selected to U.S. Army All-American Bowl ... Adidas All-American selection ... North Georgia Lineman of the Year ... Outstanding athlete played quarterback in wildcat formations despite weighing 300-plus pounds ... Coached at Milton by Adam Clack ... Played at Milton H.S. with current Georgia Tech teammates Brandon Best, Dylan Leonard and Anthony Minella.



92

TY THOMPSON

DL • 6-0 • 237 • r-Fr.
Acworth, Ga./Allatoona

2022 (True Freshman): Did not see game action ... Redshirted.

High School: Played outside linebacker and defensive end at nearby Allatoona H.S. ... Helped lead Allatoona to 29 wins and three playoff appearances over final three prep seasons, including a berth in Georgia 6-A state championship game as a sophomore in 2019 ... Attended same high school as current Georgia Tech teammate Ezra Odjiror.

Personal: Majoring in industrial engineering.



16

K.J. WALLACE

DB • 5-11 • 186 • r-Jr.
Atlanta, Ga./Lovett School (Notre Dame)

2022 (Redshirt Sophomore): Played in 11 games and made nine starts at nickel back ... Recorded 46 total tackles (29 solo), 3.0 tackles for loss and a sack, with two passes defended and an interception ... Totaled six tackles (four solo) with one for loss in the 35-17 win over Western Carolina (Sept. 10) ... Then turned in five stops in back-to-back weeks against No. 17 Ole Miss (Sept. 17) and at UCF (Sept. 24) ... Hauled in his first career interception in the 23-20 overtime victory against Duke (Oct. 8), also totaling three tackles and a tackle for loss ... Talled a career-best nine tackles at Florida State (Oct. 29), including six solo stops ... Recorded his first career sack against Miami (Fla.) (Nov. 12).

2019-21 (Notre Dame): Saw action in 16 games over three seasons



at Notre Dame ... Played in four games with one tackle and redshirted as a true freshman in 2019 ... Played in three games and recorded three tackles during Covid-shortened 2020 campaign ... Saw action in 10 games with one tackle as a redshirt freshman in 2021.

High School: Rated as a four-star prospect by *247Sports* ... Member of the prestigious *ESPN 300* list as the No. 19-rated cornerback nationally ... Recorded 109 tackles and five interceptions on defense, as well as 145 receptions for 1,631 yards, 763 rushing yards and 30 total touchdowns (15 receiving, 15 rushing) during prep career at nearby Lovett School ... Had 34 tackles, 1.5 sacks, two interceptions, six passes defended, 511 rushing yards, 441 receiving yards and 10 touchdowns (eight rushing, two receiving) as a senior in 2018 ... Coached by Mike Muschamp.

CAREER HIGHS

Tackles: 9 at Florida State (Oct. 29, 2022)

Solo Tackles: 6 at Florida State (Oct. 29, 2022)

Tackles for Loss: 1.0, 3x - last vs. Miami (Nov. 12, 2022)

Sacks: 1.0 vs. Miami (Nov. 12, 2022)

Interceptions: 1 vs. Duke (Oct. 8, 2022)

CAREER STATISTICS

DEFENSIVE

YR	G-GS	UT	AT	TT	TFL	PD	FF/FR	BLK	INT
2022	11-9	29	17	46	3.0-22	2	0/0	0	1
Total	11-9	29	17	46	3.0-22	2	0/0	0	1



85

BILLY WARD

TE • 6-5 • 241 • Jr.

Locust Grove, Ga./Locust Grove

2022 (Sophomore): Saw action in all 12 games, primarily on special teams ... Did not record any statistics.

2021 (Freshman): Saw action in all 12 games as a reserve tight end and on special teams ... Did not catch any passes despite seeing significant playing time at tight end for the second-straight season ... Did record one kickoff return for minus-4 yards and one special teams tackle.

2020 (Freshman – “Covid Year” – year of eligibility retained): Saw action in seven games as a true freshman ... Had significant playing time as a reserve tight end, but did not record any statistics.

High School: Rated as a three-star prospect by *Rivals*, *247Sports* and *ESPN* ... Tabbed as the No. 14-ranked tight end/H-back in the nation by *ESPN* ... Named to 2020 GSWA Class AAAAA All-State Team ... Amassed more than 1,500 receiving yards and 18 touchdown receptions during high school career, including 648 yards and 11 scores as a junior in 2018 ... Coached by Clint Satterfield.

Personal: Mother, Kerrie, works in Georgia Tech's Scheller College of Business ... Billy is majoring in business administration.



2

KENYATTA WATSON II

DB • 6-1 • 195 • r-Jr.

Loganville, Ga./Grayson (Texas)

2022 (Redshirt Sophomore): Played in 10 games ... Finished the season with seven tackles ... Recorded a season-high five tackles (two solo) at FSU (Oct. 29) ... Other stops came at UCF (Sept. 24) and No. 1 Georgia (Nov. 26).

2021 (Redshirt Freshman): Saw action in six games as a reserve defensive back and on special teams ... Did not record any statistics.

2020 (Texas): Transfer from the University of Texas ... Has four seasons of eligibility remaining ... Played in six games over two seasons at Texas, totaling nine tackles and two pass breakups.

High School: Rated as a four-star prospect by *Rivals*, *247Sports* and *ESPN* coming out of Grayson H.S. ... Tabbed as the No. 112-ranked prospect in the nation, No. 13-ranked cornerback in the nation, the No. 12-ranked player in the state of Georgia by *Rivals* ... Listed at No. 89-ranked player in the *ESPN300* ... Earned all-America, all-state, all-county and all-region honors as a senior ... Three-time all-region honoree ... Was selected to play the 2019 Under Armour All-America Game ... Accounted for 91 total tackles, four tackles for loss, 17 pass breakups, two interceptions, two forced fumbles, one safety, one blocked field and one blocked extra point as a senior in 2018, allowing just one reception and no touchdowns on 29 targets, while helping lead Grayson to quarterfinals of the Georgia 7-A state playoffs in 2018 ... Had 80 tackles, 22 pass breakups, three interceptions, six tackles for loss, and allowed no touchdowns on 33 targets as a junior in 2017 ... Tallied 38 tackles, six pass breakups, one interception, one tackle for loss, and allowed just two receptions and no touchdowns on 13 targets as a sophomore in 2016, when he helped lead Grayson to a 14-1 overall record and the 2017 Georgia 7-A state championship ... Helped Grayson to a 14-1 overall record, including winning the 7-A state championship in 2016 ... Coached by Adam Carter ... Is one of five Grayson graduates on Georgia Tech's current roster, joining Noah Collins, Kevin Harris and Jamal Haynes.

Personal: Father, Kenyatta Sr., played wide receiver at Boston College and for the Dallas Cowboys and currently serves as Georgia Tech's director of scouting ... Mother, Janelle, played basketball at Boston College ... Kenyatta II is majoring in literature, media and communications.



3

ANDRE WHITE

LB • 6-3 • 228 • Sr.

Harrisburg, Pa./Harrisburg (Texas A&M)

2019-22 (Texas A&M): Has one season of eligibility remaining after coming to Georgia Tech as a graduate transfer from Texas A&M ... Played in 40 games over four seasons with the Aggies, tallying 139 tackles, 10.5 tackles for loss, 5.5 sacks, an interception, six pass breakups, a forced fumble and a fumble recovery ... Played in seven games as a junior in 2022, making four starts ... Finished fifth on the team with 35 tackles (19 solo) four tackles for loss, one sack, one forced fumble and three pass breakups ... Saw the field in the opener against Sam Houston, registering four tackles, two breakups and a forced fumble ... Had four tackles, including a solo sack, and added a breakup in his return from injury at South Carolina ... Had six tackles, 2.0 for loss, against Ole Miss ... Tallied a season-high seven tackles against Florida before following up

the next week with six tackles at Auburn ... Played in all 12 games as a sophomore in 2021, making nine starts ... Recorded two tackles in the season-opening win over Kent State ... Tallied 1.0 sacks and a hurry at Colorado ... Added three tackles, 1.0 for a loss, against the Buffaloes ... Made three tackles against New Mexico ... Recorded five tackles against Arkansas ... Matched a career-high eight tackles against Mississippi State and in the win over No. 1 Alabama ... Led the Aggies with nine tackles as the defense held No. 12 Auburn to just three points ... Tallied six solo takedowns at LSU ... Played in all 10 games as a sophomore (retaining his year of eligibility – “Covid Year”), seeing the field on both defense and special teams ... Had five tackles, a QB hurry and a pass breakup in the season-opening win over Vanderbilt ... Was second on the team with six tackles at Alabama ... Had a pair of takedowns in the win over Florida and Mississippi State ... Made a tackle in the win over Arkansas ... Had three tackles, including a half tackle-for-loss in the dominating 48-3 win at South Carolina ... Leveled the LSU quarterback for his first sack of the season in the win over the Tigers ... Had a pair of tackles in the victory at Auburn ... Recovered a fumble off a DeMarvin Leal sack in the win at Tennessee ... Made his first career start, where he recorded a career-high eight tackles, 0.5 sacks and picked off his first career interception in the Orange Bowl victory over North Carolina ... Played in 11 games as a freshman ... Was in on a tackle in the season-opening win over Texas State ... Had two tackles at No. 1 Clemson ... Was in on two tackles in the win over Lamar ... Made two tackles, including a sack for an 11-yard loss at Ole Miss ... Had two tackles and a hurry in the win over Mississippi State ... Was in on four tackles against UTSA ... Had a sack for a 5-yard loss against South Carolina ... Played at Texas A&M with current Georgia Tech teammates Haynes King and Chase Lane.

High School: Attended Harrisburg High School ... Finished senior season with 132 tackles, 12 tackles for loss, three sacks and one pass breakup in 2018 ... Served up possibly his best performance in the playoffs, recording 25 tackles in the district championship game.

Personal: Majoring in history, technology and society at Georgia Tech ... Earned bachelor's degree in agricultural leadership and development from Texas A&M in December 2022.



39

ENGRAN WILLIAMS

RB • 5-9 • 192 • r-So.
Roswell, Ga./Blessed Trinity Catholic

2022 (Redshirt Freshman): Did not see game action.

2021 (True Freshman): Did not see game action as a true freshman ... Redshirted.

High School: Played running back and strong safety for a program that went 51-3, won four region championships and three state titles during his four years at nearby Blessed Trinity H.S. ... Coached by Tim McFarlin, who currently serves as Georgia Tech's director of high school relations ... Played at Blessed Trinity with current Georgia Tech teammate Evan Dickens.

Personal: Began playing football at age 6 ... Majoring in biology.



54

JORDAN WILLIAMS

OL • 6-6 • 304 • Jr.
Gainesville, Ga./Gainesville

2022 (Sophomore): Started all 12 games ... Displayed great versatility, making eight starts at right tackle and four at right guard ... Helped anchor an offensive front that had five different starting combinations in 12 games ... Led Georgia Tech's offensive linemen in total snaps with 777.

2021 (Freshman): Was limited to 10 games and nine starts due to injury ... Did not start but played in the opener versus Northern Illinois (Sept. 4) ... Started the remaining games of the season at right tackle except for Oct. 23 at Virginia and Oct. 30 at Virginia Tech ... Helped anchor an offensive line that paved the way for two running backs (Jahmyr Gibbs and Dontae Smith) to earn all-ACC recognition from Pro Football Focus.

2020 (Freshman – “Covid Year” – year of eligibility retained): Was the opening-day starter at right tackle as a true freshman ... Went on to appear in all 10 games and start in nine (came off the bench against Duke on Nov. 28) ... Helped pave the way for Georgia Tech to rank fourth in the ACC in fewest sacks allowed (2.3 per game) and fifth in the league in rushing (190.8 yards per game).

High School: Rated as a three-star prospect by *Rivals*, *247Sports* and ESPN ... Tabbed as the No. 44-ranked offensive tackle in the nation by *Rivals* and the No. 56-ranked player in the state of Georgia by *247Sports* and ESPN ... Named to 2020 GSWA Class AAAAAA all-state team ... Teamed with current Georgia Tech teammate Makius Scott ... Coached by Heath Webb.

Personal: Majoring in business administration.



32

SYLVAIN YONDJOUEN

DL • 6-4 • 248 • Sr.
Ruisbroek, Belgium/Don Bosco

2022 (Junior): Saw action in all 12 games as a reserve defensive end ... Was a disruptive force in the backfield off the bench, finishing the season with 32 tackles, including 2.5 sacks (fourth on team) and five tackles for loss (fifth on team) ... Recorded at least one tackle in 11-of-12 games and had multiple stops in 8-of-12 contests ... Opened the season with a TFL vs. No. 4 Clemson (Sept. 5) ... Had a career-high four tackles and registered his first sack of the season at UCF (Sept. 24) ... Also notched a sack in win at No. 24 Pitt (Oct. 1) ... Recorded a half-sack (his third-straight game with a sack) and batted down a pass in overtime win over Duke (Oct. 8) ... Had a career-best 1.5 sacks and finished with three total tackles to help lead Jackets to impressive win at No. 13 North Carolina (Nov. 19) ... Closed the campaign with three stops against No. 1 Georgia (Nov. 26).

2021 (Sophomore): Saw action in all 12 games as a reserve defensive end and on special teams ... Recorded 12 tackles in 12 games, including a tackle for loss and a sack ... Added a forced fumble, a pass breakup and a quarterback hurry ... Notched a season-high two tackles in four different games — vs. No. 20 North Carolina (Sept. 25), at Virginia (Oct. 23), at No. 6 Notre Dame (Nov. 20) and at No. 1 Georgia (Nov. 27) ... Stuffed the stat sheet with a sack, tackle for loss and forced fumble at Notre Dame.



2020 (Sophomore – “Covid Year” – year of eligibility

retained): Appeared in first three games of the season and made two starts before sustaining a season-ending injury at Syracuse (Sept. 26) ... Was in on a tackle for loss in all three games — 0.5 at Florida State (Sept. 12), 1.0 vs. UCF (Sept. 19) and 1.0 at Syracuse ... Finished with five total tackles and a quarterback hurry in three games.

2019 (Freshman): Appeared in 11 games, making two starts at defensive end — Nov. 9 at Virginia and Nov. 30 vs. then-No. 4 Georgia ... Finished with 14 tackles (six solo) and 1.0 tackles-for-loss for 1 yard ... Made his collegiate debut against South Florida (Sept. 7) ... Recorded three tackles (one solo) at Temple (Sept. 28) ... Tallied a season-best four tackles (two solo) at Duke (Oct. 12) ... Registered tackles in four-straight games — one vs. Pitt (Nov. 2), three at Virginia (Nov. 9), two vs. Virginia Tech (Nov. 16) and one vs. NC State (Nov. 21) ... Also turned in his first-career tackle-for-loss against Virginia Tech.

Prior to Georgia Tech: Rated as a three-star prospect by *ESPN*, *247Sports* and *Rivals* ... Played four years of football in his native Belgium ... Helped lead his team to Belgian junior championships in 2015 and 2016 ... Was selected to play for the Belgian national team and was named MVP in an international game versus Spain in 2016.

Personal: 24 years old ... Is one of four siblings ... Spent much of his youth playing soccer in his native Belgium but was taken to an American football practice by a friend when he was 16 and “just loved it” ... Earned bachelor’s degree in business administration from Georgia Tech in December 2022.

CAREER HIGHS

Tackles: 4, twice - last at UCF (Sept. 24, 2022)

Solo Tackles: 4 at UCF (Sept. 24, 2022)

Tackles for Loss: 1.5 at No. 13 North Carolina (Nov. 19, 2022)

Sacks: 1.0 at No. 6 Notre Dame (Nov. 20, 2021)

Forced Fumbles: 1 at No. 6 Notre Dame (Nov. 20, 2021)

Pass Breakups: 1 vs. Duke (Oct. 8, 2022)

CAREER STATISTICS

DEFENSIVE

YR	G-GS	UT	AT	TT	TFL	SACK	FF/FR	BLK	QBH
2019	11-2	6	8	14	1.0-1	0.0-0	0/0	0	0
2020	3-2	3	2	5	2.5-7	0.0-0	0/0	0	1
2021	12-0	7	5	12	1.0-5	1.0-5	1/0	0	1
2022	12-1	11	12	23	5.0-15	2.5-8	0/0	0	1
Total	38-5	26	26	52	9.5-28	3.5-13	1/0	0	3

COACHES AND STAFF





BRENT KEY

HEAD COACH

1ST FULL SEASON AS HEAD COACH • ALMA MATER: GEORGIA TECH, 2001
17 CHAMPIONSHIPS AS A COACH AND PLAYER
(9 DIVISION, 7 CONFERENCE, 1 NATIONAL)

Brent Key, a Georgia Tech alumnus and football letterwinner, was officially named the 21st head coach in Tech football history by Institute President Dr. Ángel Cabrera and director of athletics J Batt on Nov. 29, 2022.

Key takes the reins of the program after leading the Yellow Jackets to a 4-4 record over the final eight games of the 2022 season as interim head coach. The four wins included two road victories over nationally ranked opponents — a 26-21 win at No. 24 Pitt in his first game at the helm on Oct. 1 and a 21-17 triumph at No. 11 North Carolina on Nov. 19. The Jackets overcame a plethora of injuries — including to its top two quarterbacks — to finish 5-7 overall and 4-4 in Atlantic Coast Conference play after a 1-3 (0-1 ACC) start. The overall and conference win totals were Tech's highest since 2018, as was its fourth-place finish in the ACC Coastal Division standings (the Jackets defeated all three teams that finished ahead of them in the division standings — North Carolina, Pitt and Duke).

A 2001 Georgia Tech graduate (management), Key is the fifth Tech alumnus to serve as the Yellow Jackets' head coach, joining William Alexander (1912 graduate; head coach from 1920-44), Bill Fulcher (1956; 1972-73), Pepper Rodgers (1955; 1974-79) and Bill Curry (1965; 1980-86). Key played offensive line for the Jackets from 1997-2000.

Prior to being named Georgia Tech's interim head coach on Sept. 26 of last season, Key was in his fourth season as the Yellow Jackets' assistant head coach, run game coordinator and offensive line coach. In his four seasons at his alma mater, Georgia Tech's run game produced an all-American, three all-Atlantic Coast Conference honorees and finished in the top half of the ACC in rushing offense twice. Key has also mentored a pair of all-ACC offensive linemen.

Despite battling a rash of injuries across the offensive front throughout the season, 2021 marked the second-straight season that Tech's rushing offense ranked in the top half of the ACC under Key's watch, with tackle Devin Cochran earning honorable-mention all-ACC recognition before going on to sign with the National Football League's Cincinnati Bengals.

In 2020, the Jackets ranked fourth in the ACC in fewest sacks allowed (2.3 per game) and fifth in the league in rushing (190.8 yards per game), all with a true freshman (Jordan Williams) starting 9-of-10 games at right tackle.

Despite a multitude of injuries, the Jackets' offensive line improved throughout the 2019 season, as it went through the monumental transition from an option-based scheme to a pro-style, spread attack. During a one late-season three-game stretch, Tech faced teams that ranked first (Pitt), fourth (Miami) and eighth (Virginia) nationally in sacks. Tech's offensive front allowed just five total sacks in those three games, including none against eventual ACC Coastal Division champion Virginia. In all, the Jackets didn't surrender a sack in two of its final four contests.

Key came back to his alma mater after three seasons as

offensive line coach at Alabama (2016-18), where he helped lead the Crimson Tide to two Southeastern Conference championships, three College Football Playoff championship games and the 2017 national title.

In each of his three seasons at Alabama, Key's offensive lines were finalists for the Joe Moore Award, which is presented annually to the nation's top offensive front, and was the only group in the nation to receive the honor all three seasons. He also coached four All-Americans (including two unanimous picks — tackle Cam Robinson in 2016 and tackle Jonah Williams in 2018) and nine all-SEC selections (including seven first-teamers) during his time with the Tide. In addition to being unanimous All-Americans, Robinson won the 2016 Outland Trophy as the nation's best interior lineman and Williams was a finalist for the award in '18. They also won the Jacobs Blocking Trophy (SEC's top offensive lineman) in '16 and '18, respectively.

Seven linemen that Key coached in his three seasons at Alabama went on to be selected in the National Football League Draft — Jedrick Wills (No. 10 overall, Cleveland Browns, 2020), Williams (No. 11 overall, Cincinnati Bengals, 2019), Alex Leatherwood (No. 17 overall, Las Vegas Raiders, 2021), Robinson (No. 34 overall, Jacksonville Jaguars, 2017), Ross Pierschbacher (fifth round, Washington Redskins, 2019), Bradley Bozeman (sixth round, Baltimore Ravens, 2018) and Deonte Brown (sixth round, Carolina Panthers, 2021).

Key was also lauded for his work on the recruiting trail at Alabama. He was tabbed as the nation's No. 2 recruiter by 247Sports for his work in landing the Crimson Tide's 2019 class and the No. 1 recruiter in the nation for his efforts with the 2020 class.

Prior to his three-year stint at Alabama, Key spent 11 seasons at UCF (2005-15). He started at UCF as a graduate assistant and worked his way up to assistant head coach (2012-15) and offensive coordinator (2014-15). He also coached tight ends for three seasons (2006-08), offensive line for six seasons (2009-14), running backs for one season (2015), was special teams coordinator for one season (2008) and recruiting coordinator for six seasons (2007, 2010-14) with the Knights. In 2012, 2013 and 2014, Key was nominated for the Broyles Award, given to the top assistant coach in college football.



Brent Key was named the 21st head coach in Georgia Tech history on Nov. 29, 2022.

During Key's 11 seasons at UCF, the Knights won four conference championships (2007, 2010, 2013 and 2014), highlighted by a 12-1 campaign in 2013, which culminated with a 52-42 win over No. 6 Baylor. The Knights beat two top-10 teams in '13 (Baylor and No. 8 Louisville) and Key's offensive front, which did not allow a sack against Penn State, Louisville, UConn or Baylor, helped pave the way for UCF to average 441.5 yards and 34.6 points per game, both among the highest marks in program history. His offensive line also provided protection for American Athletic Conference Offensive Player of the Year Blake Bortles.

In his six seasons as UCF's offensive line coach, eight different linemen earned all-conference recognition a total of 16 times and four went on to play in the NFL, including 2011 third-round draft pick Jah Reid. He also coached an NFL draft pick at tight end in Mike Merritt (2008).

During his time at UCF, Key coached under his head coach as a student-athlete at Georgia Tech, George O'Leary. Key got his start in coaching as a graduate assistant at Georgia Tech in 2001-02 and served as tight ends and running backs coach at Western Carolina in 2004.

Key was a four-year starter in his four seasons as a student-athlete at Georgia Tech (1997-2000). While making 44-straight starts at right guard, Key was a part of a senior class that led Georgia Tech to four-straight bowl appearances for the first time since 1953-56. As a sophomore in 1998, he helped lead Tech to a 10-2 record and a share of the ACC championship. During his junior campaign in 1999, the Jackets ranked No. 1 nationally in total offense (509.0 ypg). He was voted a team captain and all-ACC as a senior in 2000. In all, he was a key cog in an offensive front that helped the Yellow Jackets lead the ACC in rushing three times.

A Clay, Ala. native, Key, 45, was an all-state performer at Hewitt-Trussville H.S. He and his wife, Danielle, have a daughter, Harper.

WHAT THEY'RE SAYING ABOUT BRENT KEY

"I watched very closely [last] season as Brent took over and saw things move in the right direction. It was clear that the team responded to the changes he made and played hard for him. Congratulations to Brent – I know he'll do an outstanding job. President Cabrera and J made a great decision, and I look forward to watching the success Brent will have at Georgia Tech."

– Former Georgia Tech and UCF head coach George O'Leary

"Brent did a great job for us at Alabama and was fantastic as the interim head coach for Georgia Tech [last] year. I know he is excited to lead his alma mater, and he will do an excellent job as the Yellow Jackets' head coach. Brent is a very passionate coach who works tirelessly at his craft. His players love to play for him, and he does a great job of putting them in situations to be successful. Brent has a wonderful family, and we are so very happy for him to have this opportunity at Georgia Tech"

– Alabama head coach Nick Saban

"I am very excited that Brent Key is our football coach. As an alum, he understands and cares deeply about this place and our extraordinary student-athletes. He's not only incredibly competitive but will do everything he can to make sure students grow as athletes, professionals and human beings."

– Georgia Tech President Dr. Ángel Cabrera

"I was honored to officially name Brent Key the 21st head coach in Georgia Tech football history. Since I arrived on campus last fall, I observed first-hand Coach Key's leadership, passion, energy and genuine care for our student-athletes, our football program and the Institute, as well as how his players and staff responded to his leadership and the genuine care that they have for him. There was strong interest from across the country to be the next head coach at Georgia Tech, and we conducted an exhaustive national search. At the beginning and end of the search, it was clear that the best choice for Georgia Tech is Brent Key."

– Georgia Tech director of athletics J Batt

THE KEY FILE

RECORD AS HEAD COACH

Georgia Tech 4-4
One season (2022 - Interim)

PERSONAL

Hometown Clay, Ala.
Education Georgia Tech, 2001 (B.S., management)
Family wife: Danielle; daughter: Harper

PLAYING EXPERIENCE

1997-2000 OL, Georgia Tech

COACHING EXPERIENCE

2001-02 Graduate assistant, Georgia Tech
2004 Tight ends/running backs, Western Carolina
2005 Graduate assistant, UCF
2006 Tight ends, UCF
2007 Tight ends/recruiting coordinator, UCF
2008 Tight ends/special teams coordinator, UCF
2009 Offensive line, UCF
2010-11 Offensive line/recruiting coordinator, UCF
2012-13 Assistant head coach/offensive coordinator/
offensive line/recruiting coordinator, UCF
2014 Assistant head coach/offensive coordinator/
running backs, UCF
2015-18 Offensive line, Alabama
2019-22 Assistant head coach/run game coordinator/
offensive line, Georgia Tech
2022 Interim head coach, Georgia Tech
2023 Head coach, Georgia Tech



The Key Family: Harper, Brent and Danielle



BUSTER FAULKNER

OFFENSIVE COORDINATOR/TIGHT ENDS

1ST SEASON AT GEORGIA TECH • ALMA MATER: VALDOSTA STATE, 2005

14 CHAMPIONSHIPS AS A COACH AND PLAYER

(4 DIVISION, 6 CONFERENCE, 3 NATIONAL; 1 HS STATE)

Buster Faulkner, who boasts 18 years of experience on college football staffs – including 11 as an offensive coordinator – and three national championship rings, is in his first season as the offensive coordinator at Georgia Tech.

Faulkner comes to Tech after winning two national titles in three seasons as an offensive quality control assistant for quarterbacks at Georgia (2020-22). At UGA, he played a significant role in constructing and fielding one of the college football's top offenses, highlighted by the Bulldogs finishing in the top five nationally both in scoring (41.3 ppg) and total offense (501.1 ypg) in 2022. Georgia quarterback Stetson Bennett IV finished fourth in voting for the 2022 Heisman Trophy in Faulkner's final year on the UGA staff.

Prior to his three-year stint at Georgia, he spent the previous 10 seasons as offensive coordinator at Southern Miss (2019), Arkansas State (2016-18), Middle Tennessee (2011-15*) and Murray State (2010). His 11 seasons as a coordinator also includes a season as OC at Valdosta State in 2008.

In his lone season at Southern Miss, the Eagles led Conference USA and ranked in the top 20 nationally in passing offense (289.5 ypg) en route to a seven-win campaign, which remains tied for the program's third-most wins in a season in the past 11 years.

At Arkansas State, Faulkner's offenses led the Sun Belt Conference and ranked in the top 20 nationally in total offense each of his final two seasons with 466.2 ypg in 2018 (17th nationally) and 494.8 ypg in 2017 (10th nationally). He helped lead to the 2016 Sun Belt championship, the 2018 Sun Belt West Division title and three bowl games in his three seasons at ASU.

In his five seasons at Middle Tennessee, the Blue Raiders averaged more than 31 points a game and from 2013-15, rolled up more than 5,000 yards each season, which marked the first time in program history that Middle Tennessee recorded 5,000 yards of offense in three-straight campaigns. Middle Tennessee finished no worse than .500 in each of Faulkner's four full seasons as offensive coordinator* and earned a pair of bowl berths.

Prior to making the jump to the NCAA Division I FBS level, Faulkner cut his teeth as an offensive coordinator at Murray State. In his lone season at MSU, the Racers led the Ohio Valley Conference in scoring (42.2 ppg), passing (362.2 ypg) and total offense (486.3 ypg) while ranking among top five nationally in all three categories. Murray State also led the nation in completions and completion percentage and quarterback Casey Brockman, who only started the final six games of the season, was named OVC Player of the Week three times, FCS National Player of the Week twice and second-team all-conference.

Faulkner's one season at Murray State was preceded by a season as quarterbacks coach at Central Arkansas (2009), where UCA's offense ranked in the top 25 in NCAA Division I FCS in every major offensive statistic.

Three of Faulkner's first four seasons in coaching came at his alma mater, Valdosta State, where he began as a student assistant in 2005, served as quarterbacks coach in 2007 and was promoted to offensive coordinator in 2008. In '07, he helped lead the Blazers to the NCAA Division II national title. As offensive coordinator in '08, VSU advanced to the national quarterfinals behind freshman quarterback Chris Hart, who accounted for more than 3,000 yards of offense and 27 touchdowns en route to being named Gulf South Conference Freshman of the Year.

Faulkner spent the 2006 campaign as a graduate assistant at Georgia, working with UGA's quarterbacks and offensive line.

As a player, Faulkner starred at quarterback for Valdosta State from 2001 to 2003. In three seasons at VSU (he redshirted as a true freshman in 2000), Faulkner passed for 7,100 yards and 64 touchdowns while helping lead the Blazers to a 47-6 overall record. He was a first-team all-conference and honorable-mention all-America selection as a sophomore in 2002, when he threw for 3,941 yards and 44 touchdowns and led VSU to a berth in the Division II national title game.

He played his senior season (2004) at Texas A&M-Commerce, where he passed for 2,861 yards and 16 touchdowns and set 10 school records.

An Atlanta-area native, Faulkner was a three-year starter at quarterback at Parkview H.S. in Lilburn and led the Panthers to the 1997 Georgia 4A state championship, the first state title in school history.

In all, he has won three national championships, six conference titles and four division crowns at the collegiate level and a state championship at the high school level as a player and coach.

Faulkner earned a bachelor's degree in history from Valdosta State in 2005. He and his wife, Tia, have a son, Harrison, and two daughters, Hadley and Haisley.

THE FAULKNER FILE

PERSONAL

Hometown Lilburn, Ga.
Education Valdosta State, 2005 (B.A. history)
Family wife: Tia; son: Harrison;
daughters: Hadley and Haisley

PLAYING EXPERIENCE

2000-03 QB, Valdosta State
2004 QB, Texas A&M-Commerce

COACHING EXPERIENCE

2005 Student assistant, Valdosta State
2006 Graduate assistant (QB/OL), Georgia
2007 Quarterbacks, Valdosta State
2008 Offensive coordinator/quarterbacks, Valdosta State
2009 Quarterbacks, Central Arkansas
2010 Offensive coordinator/quarterbacks, Murray State
2011-15 Offensive coordinator/quarterbacks,
Middle Tennessee
2016 Offensive coordinator, Arkansas State
2017-18 Offensive coordinator/tight ends, Arkansas State
2019 Offensive coordinator/quarterbacks, Southern Miss
2020-22 Quality Control (quarterbacks), Georgia
**2023- Offensive coordinator/tight ends,
Georgia Tech**



ANDREW THACKER

DEFENSIVE COORDINATOR

5TH SEASON AT GEORGIA TECH • ALMA MATER: FURMAN, 2007
4 CHAMPIONSHIPS AS A COACH AND PLAYER
(2 DIVISION, 2 CONFERENCE)

Andrew Thacker is in his fifth season as defensive coordinator at Georgia Tech.

A metro-Atlanta native (Cartersville, Ga.), Thacker came to The Flats after two seasons on the staff at Temple.

In his first four seasons with the Yellow Jackets, Thacker's defenses have produced 12 all-Atlantic Coast Conference selections, including five in 2022 (LB David Curry – 2019, CB Tre Swilling – 2019, Curry – 2020, DT Jimon Brooks – 2021, LB Charlie Thomas – 2021, 2022 and CB Juanyeh Thomas – 2021, LB Ayinde Eley – 2022, DB LaMiles Brooks – 2022, DL Keion White – 2022 and DB Zamari Walton – 2022). Additionally, five of his pupils (DB Jaylin Askew, DB Tariq Carpenter, Curry, Swilling and J. Thomas) have gone on to sign National Football League contracts. Carpenter became the first defensive player drafted out of Tech in six years when the Green Bay Packers selected him in the 2022 NFL Draft.

As a unit, Thacker's Tech aggressive and opportunistic defenses have ranked among the nation's top 25 defensively in multiple categories, including last season when Tech was ranked in the top 15 in turnovers gained and top 10 in fumbles recovered and blocked kicks. Last season marked the third-straight year Thacker's aggressive defense has been in the top 25 in fumble recoveries, while boasting top-25 rankings in defensive touchdowns in two of the past three seasons. The Yellow Jackets also ranked among the top 25 nationally in total turnovers in 2020 and were among the top 40 nationally in pass defense and red-zone defense in 2019.

After originally joining Temple's staff as linebackers coach in 2017, Thacker was promoted to defensive coordinator in 2018. With Thacker as coordinator, Temple's defense scored eight defensive touchdowns (No. 1 nationally), forced 31 turnovers (No. 3 nationally), recovered 13 turnovers (No. 3 nationally) and intercepted 18 passes (No. 4 nationally) in 2018.

Thacker helped produce one of the AAC's highest-ranked defenses during his one season as the defensive coordinator at Temple. In addition to ranking among the nation's top three teams in defensive touchdowns, turnovers, fumble recoveries and interceptions, the Owls were among the AAC's top three teams in total defense (second), passing defense (second), three-and-outs (second) and scoring defense (third). As linebackers coach in 2017, he helped TU rank among the top teams nationally in both sacks (11th) and tackles for loss (11th).

Prior to his two seasons at Temple, Thacker spent the 2016 season in the Atlanta area as linebackers coach at Kennesaw State, where he helped the Owls lead the Big South in scoring defense and rushing defense and rank second in total defense.

His career also includes stints as a full-time assistant at UCF (2015 – safeties) and Southern Miss (2013 – safeties). He has also served as a defensive assistant with the Atlanta Falcons (2014), a graduate assistant at Oklahoma State (2010-12 – linebackers) and a graduate assistant at UCF (2008-09 – linebackers).

Thacker was a four-year starter at safety at Furman (2004-07), where he was named the 2004 Southern Conference Freshman of the Year. He graduated from Furman in 2007 with bachelor's degrees in political science and Spanish. He and his wife, Liza, have a daughter, Caroline, and two sons, Bear and Jack.

THE THACKER FILE

PERSONAL

Hometown Cartersville, Ga.
Education Furman, 2007 (B.A. political science, B.A. Spanish)
Family wife: Liza; daughter: Caroline; sons: Bear and Jack

PLAYING EXPERIENCE

2004-07 S, Furman

COACHING EXPERIENCE

2008-09 Graduate assistant (linebackers), UCF
2010-12 Graduate assistant (linebackers), Oklahoma State
2013 Safeties, Southern Miss
2014 Defensive assistant, Atlanta Falcons
2015 Safeties, UCF
2016 Linebackers, Kennesaw State
2017 Linebackers, Temple
2018 Defensive coordinator/linebackers, Temple
2019-21 Defensive coordinator/LBs, Georgia Tech
2022-pres. Defensive coordinator, Georgia Tech





KEVIN SHERRER

LINEBACKERS/CO-DEFENSIVE COORDINATOR

1ST SEASON AT GEORGIA TECH • ALMA MATER: ALABAMA, 1996

13 CHAMPIONSHIPS AS A COACH AND PLAYER

(5 DIVISION, 3 CONFERENCE, 2 NATIONAL; 3 HS STATE)

Kevin Sherrer, a veteran high school, college and NFL coach, is in his first season as Georgia Tech's linebackers coach/co-defensive coordinator.

Sherrer has made his mark as a coach at every level of football, winning three state championships as one of the most prominent assistant coaches in the state of Alabama, two national titles as a member of the staff at the University of Alabama, and most recently as an assistant coach for the New York Giants. He spent the 2020 and 2021 seasons with the Giants, first as inside linebackers coach in '20, then as linebackers coach in '21.

Prior to his two seasons in the NFL, Sherrer spent the previous five seasons coaching linebackers in the Southeastern Conference, first at Georgia (2014-17), then at Tennessee (2018-19). In his five seasons in the SEC, he coached seven linebackers that went on to be selected in the NFL Draft, including first-round picks Leonard Floyd (Georgia – 2016) and Roquan Smith (Georgia – 2018).

At Tennessee, he was the defensive coordinator in 2017, when the Vols jumped from 74 spots in the national statistical rankings in run defense. He served as UT's special teams coordinator in 2018.

In four seasons at Georgia, he coached two All-Americans (Floyd and Smith, the latter of which was a unanimous selection in 2017), five all-SEC honorees and the 2017 Butkus Award winner in Smith. He coach one of the nation's top defenses in '17, when UGA ranked among the top 12 nationally in all four major defensive statistical categories – pass defense (second), scoring defense (t-third), total defense (fourth) and rushing defense (12th) – en route to the SEC championship and a berth in the national title game.

Before moving to the SEC, Sherrer spent one season as defensive coordinator and defensive backs coach at South Alabama (2013). Under Sherrer's tutelage, South Alabama ranked in the top three in the Sun Belt Conference in scoring (second), total (second), passing (second) and rushing (third) defense and were among the top 20 nationally in sacks (third) and tackles for loss (17th).

Sherrer's first full-time position at the collegiate level came at his alma mater, Alabama, as director of player development from 2010-12. In his final two seasons at Alabama, the Crimson Tide won back-to-back national championships.

Prior to making the jump to the collegiate level, Sherrer established himself as one of the preeminent high school assistant coaches in the state of Alabama, with stints as a defensive assistant at Tuscaloosa County H.S. (1996-97), defensive backs coach at Spain Park H.S. (2001-04) and, most notably, a defensive assistant (2005-06) and defensive coordinator (2007-09) at state power Hoover H.S. He won three Alabama 6A state championships during his time in the high school ranks – 1997 (Tuscaloosa County), 2005 (Hoover) and 2009 (Hoover).

Sherrer's first coaching experience at the collegiate level came as a graduate assistant at Alabama from 1998-2000, which included an SEC championship in 1999.

As a player, Sherrer was a three-year letterwinner at tight end for Alabama from 1993-95. He helped lead the Crimson Tide to 29 victories and two SEC West Division titles in that span. He earned a bachelor's degree in physical education in 1996 and a master's degree in higher education administration in 2000 from Alabama.

The Oneonta, Ala. native was inducted into the Blount County Sports Hall of Fame in 2023.

He and his wife, Carrie, have twin sons, Kaleb and Kyle.

THE SHERRER FILE

PERSONAL

HometownOneonta, Ala.
EducationAlabama, 1996 (B.S. physical education)
 Alabama, 2000
 (M.A. higher education administration)
Familywife: Carrie; sons: Kaleb and Kyle

PLAYING EXPERIENCE

1993-95TE, Alabama

COACHING EXPERIENCE

1996-97Defensive assistant, Tuscaloosa County (Ala.) H.S.
 1998-2000Graduate assistant, Alabama
 2001-04Defensive backs, Spain Park (Ala.) H.S.
 2005-06Defensive assistant, Hoover (Ala.) H.S.
 2007-09Defensive coordinator, Hoover (Ala.) H.S.
 2010-12Director of player development, Alabama
 2013.....Defensive coordinator/DB, South Alabama
 2014-17Outside linebackers, Georgia
 2018.....Co-defensive coordinator/ILB, Tennessee
 2019.....Special teams coordinator/ILB, Tennessee
 2020.....Inside linebackers, New York Giants
 2021.....Linebackers, New York Giants
**2023-Linebackers/co-defensive coordinator,
 Georgia Tech**





CHRIS WEINKE

QUARTERBACKS/CO-OFFENSIVE COORDINATOR

2ND SEASON AT GEORGIA TECH • ALMA MATER: FLORIDA STATE, 2000

9 CHAMPIONSHIPS AS A COACH AND PLAYER

(1 DIVISION, 4 CONFERENCE, 2 NATIONAL; 1 NFL DIVISION, 1 NFL CONFERENCE)

Heisman Trophy winner and seven-year National Football League veteran Chris Weinke is in his second year as Georgia Tech's quarterbacks coach and first year as the Yellow Jackets' co-offensive coordinator.

In his first season at Georgia Tech, Weinke guided one of the nation's youngest quarterback rooms (no one older than a sophomore) through a plethora of injuries. Despite four different signal-callers seeing significant action throughout the season, three different starting quarterbacks won games for the Yellow Jackets and the group threw just nine interceptions in nine games. In all, the Jackets finished second in the Atlantic Coast Conference and 13th nationally in fewest turnovers lost (13).

Weinke, who won the 2000 Heisman Trophy as a quarterback at Florida State and led the Seminoles to a national championship in 1999, is an 11-year coaching veteran with experience at the high school, college and National Football League levels. Prior to his arrival at Georgia Tech in 2022, he most recently spent three seasons at Tennessee, as running backs coach (2018) and quarterbacks coach (2019-20).

In addition to his three seasons at Tennessee, Weinke's coaching resume includes a season as an offensive analyst at national champion Alabama (2017), two seasons as quarterbacks coach with the St. Louis/Los Angeles Rams (2015-16) and five seasons as the director of the IMG Football Academy (2010-14), including two seasons as head coach and offensive coordinator (2013-14).

In Weinke's first season as Tennessee's quarterbacks coach (2019), the Vols ranked 11th nationally and second in the Southeastern Conference in yards per completion (14.4 avg.), en route to an 8-5 record and Gator Bowl victory. Tennessee's passing offense improved by 13% over the year prior to Weinke becoming the quarterbacks coach.

Prior to his arrival at Tennessee, Weinke served under head coach Nick Saban and offensive coordinator/quarterbacks coach Brian Daboll (now the head coach of the New York Giants) as an offensive analyst at Alabama. Also working closely with Alabama's offensive line coach Brent Key (now Georgia Tech's head coach), Weinke was instrumental in a high-powered Crimson Tide offense that ranked No. 15 nationally and included quarterbacks Jalen Hurts and Tia Tagovailoa, who are now starting quarterbacks for the NFL's Philadelphia Eagles and Miami Dolphins, respectively. Alabama won the 2017 national title with a 26-23 overtime win over Georgia in the College Football Playoff championship game at Mercedes-Benz Stadium.

Before entering the college coaching ranks, Weinke spent two seasons as quarterbacks coach with the St. Louis/Los Angeles Rams, where he coached now-veteran NFL signal-callers Nick Foles, Case Keenum and Jared Goff. Keenum enjoyed great success under Weinke, throwing for more than 3,000 yards in just 14 starts, while Weinke also helped build the foundation for Goff's future success as the No. 1 draft pick's first NFL position coach.

Weinke began his coaching career as the director of football at IMG Academy in Bradenton, Fla. He launched IMG's football academy in 2010 and gained extensive experience training quarterbacks for the NFL Draft, including future Pro Bowlers Russell Wilson, Cam Newton, Teddy Bridgewater, Ryan Tannehill and Kirk Cousins.

With Weinke serving as IMG Academy's head coach and offensive coordinator in 2013 and 2014, the Ascenders went 19-2 and produced several NCAA Division I student-athletes, including Florida State quarterback Deondre Francois and Alabama running back Bo Scarbrough.

In addition to previously working with Key, Weinke was teammates with Georgia Tech defensive backs coach Travares Tillman on the Panthers from 2003-04.

As a player, Weinke put together one of the best careers by a quarterback in college football history at Florida State from 1997-2000. He helped lead the Seminoles to four Atlantic Coast Conference championships in his four seasons at FSU and still owns school records for passing yards (9,839), completions (650) and touchdown passes (79) in a career. His 14,300-yard passing games are tied for the most in FSU history. As a junior in 1999, he threw for 3,105 yards and 25 touchdowns while completing 61.5% of his passes en route to a perfect 12-0 record and a 46-29 Sugar Bowl win over Virginia Tech that gave FSU the national championship. As a senior in 2000, he passed for a school-record 4,167 yards and a then-record 33 touchdowns while completing 61.7% of his passes, en route to winning the Heisman Trophy, the Johnny Unitas Award and the Davey O'Brien Award.

Weinke went on to be selected in the fourth round of the 2001 NFL Draft and enjoyed a seven-year career with the Carolina Panthers (2001-06) and San Francisco 49ers (2007).

A three-sport star at Cretin-Derham Hall H.S. in St. Paul, Minnesota (football, baseball and ice hockey), Weinke was selected in the second round of the 1990 Major League Baseball Draft and spent six seasons as a corner infielder/outfielder in the Toronto Blue Jays organization from 1991-96. He hit 69 home runs, drove in 402 runs and stole 42 bases in 716 professional baseball games, including 164 at the triple-A level, before returning to Florida State to resume his collegiate football career.

A two-time member of the ACC's all-academic team, Weinke earned a bachelor's degree in sports management from Florida State in 2000. He has two children: a son, Carter, and a daughter, Mallory.

THE WEINKE FILE

PERSONAL

Hometown St. Paul, Minn.
Education Florida State, 2000 (B.S. sport management)
Family Son: Carter; daughter: Mallory

PLAYING EXPERIENCE

1997-2000 QB, Florida State
2001-06 QB, Carolina Panthers
2007 QB, San Francisco 49ers

COACHING EXPERIENCE

2010-12 Director of football, IMG Academy (Fla.)
2013-14 Director of football/head coach/offensive coordinator, IMG Academy (Fla.)
2015-16 Quarterbacks, St. Louis/LA Rams
2017 Offensive analyst, Alabama
2018 Running backs, Tennessee
2019-20 Quarterbacks, Tennessee
2022 Quarterbacks, Georgia Tech
2023- Co-offensive coordinator/quarterbacks, Georgia Tech



NORVAL MCKENZIE

RUNNING BACKS/RUN GAME COORDINATOR

1ST SEASON AT GEORGIA TECH • ALMA MATER: VANDERBILT, 2005

4 CHAMPIONSHIPS AS A COACH AND PLAYER

(2 DIVISION, 2 CONFERENCE)

Norval McKenzie, an Atlanta-area native who has coached running backs at the NCAA Division I level for 12 seasons, is in his first season as running backs coach/run-game coordinator at Georgia Tech.

McKenzie came to The Flats after two seasons as the running backs coach/run-game coordinator at Vanderbilt. Under his tutelage in 2022, Vanderbilt's Ray Davis ranked fourth in the Southeastern Conference and in the top 35 nationally with 1,042 rushing yards, good for only the 10th 1,000-yard season by a running back in school history.

Prior to his two seasons at Vanderbilt, McKenzie spent two seasons in the Atlantic Coast Conference at Louisville. At Louisville, he coached a pair of all-ACC performers in Javian Hawkins and Hassan Hall. The duo combined to rush for 3,071 yards and 23 touchdowns in two seasons under McKenzie's tutelage, highlighted by Hawkins' 1,525 yards (a Louisville single-season record) and nine touchdowns in 2019. Hawkins finished eighth nationally in rushing in '19, en route to freshman all-America honors.

McKenzie spent 2016-18 as running backs coach at Arkansas State. During his three seasons at Arkansas State, he teamed up with then-ASU offensive coordinator and current Georgia Tech OC Buster Faulner to help lead the Red Wolves to the 2016 Sun Belt Conference championship, the 2018 Sun Belt West Division title, three bowl games and a pair of top-20 national finishes in total offense (10th in 2017 and 17th in 2018).

At Arkansas State, McKenzie coached running backs Marcel Murray, who was named the 2018 Sun Belt Freshman of the Year, and Warren Wand, who ran for 2,386 yards and 17 touchdowns in three seasons under McKenzie's tutelage and finished his career among the top five rushers in program history.

In addition to coaching running backs, McKenzie picked up special teams coordinator duties during his final season at Arkansas State. In McKenzie's lone season as special teams coordinator, the Red Wolves set an NCAA record by holding opponents to minus-15 punt return yards for the season. ASU also finished sixth nationally in kick return defense. In recognition of his efforts both offensively and on special teams, McKenzie was nominated for the 2018 Broyles Award, which honors the nation's top assistant coach.

McKenzie's first five seasons as a full-time coach came at Furman, where he was running backs coach for five seasons (2011-15). Additionally, he served as the Paladins' recruiting coordinator from 2011-14 and special teams coordinator in 2015.

At Furman, he helped lead the Paladins to the 2013 Southern Conference title and a pair of wins over top-five-ranked NCAA Division I FCS opponents in 2011. He coached two all-SoCon running backs and two SoCon all-freshman team honorees. His star pupil at Furman, Jerodis Williams, was an FCS all-American and two-time all-SoCon selection who rushed for 2,225 yards and 20 touchdowns over his junior and senior seasons and also led FCS in kickoff return yardage (35.9 avg.) in 2012.

McKenzie's first experience as a collegiate coach came at at Vanderbilt, first as a graduate assistant in 2008 and 2009, followed by one season as assistant recruiting coordinator in 2010. In 2008, Vanderbilt had its first winning season since 1982 and earned its first bowl win since 1955 with a 16-14 triumph over Boston College in the Music City Bowl.

Prior to Vandy, McKenzie served as an assistant at Hiram H.S. in suburban Atlanta.

McKenzie amassed 1,724 yards from scrimmage and seven touchdowns as a running back at Vanderbilt from 2001-04. His collegiate career was highlighted by running for 629 yards and five scores as a

junior. He graduated from Vanderbilt with a bachelor's degree in secondary education, political science and American history in 2005 and earned a master's in education from Vandy in 2010.

McKenzie is originally from Powder Springs, Ga., and attended McEachern H.S. He and his wife, Amber, have two sons – Storm and Bolt.

THE MCKENZIE FILE

PERSONAL

Hometown Powder Springs, Ga.
Education Vanderbilt, 2005 (B.S. secondary education, political science and American history)
 Vanderbilt, 2010 (M.S. education)
Family wife: Amber; sons: Storm and Bolt

PLAYING EXPERIENCE

2001-04 RB, Vanderbilt

COACHING EXPERIENCE

2005-07 Assistant coach, Hiram (Ga.) H.S.
 2008-09 Graduate assistant, Vanderbilt
 2010 Assistant recruiting coordinator, Vanderbilt
 2011-14 Running backs/recruiting coordinator, Furman
 2015 Special teams coordinator/running backs, Furman
 2016-17 Running backs, Arkansas State
 2018 Special teams coordinator/RB, Arkansas State
 2019-20 Running backs, Louisville
 2021-22 Running backs/run game coordinator, Vanderbilt
2023- Running backs/run game coordinator, Georgia Tech





RICKY BRUMFIELD

SPECIAL TEAMS COORDINATOR

1ST SEASON AT GEORGIA TECH • ALMA MATER: UTAH STATE, 1999
5 CHAMPIONSHIPS AS A COACH AND PLAYER
(2 DIVISION, 3 CONFERENCE)

Ricky Brumfield, who has been a special teams coordinator at the collegiate level for more than two decades – including the last 12 seasons at the NCAA Division I level – is in his first season in the same role at Georgia Tech.

Continuing a trend of coaches bringing championship experience to Georgia Tech football's staff, Brumfield has won five conference titles as a coach and player. In all, Key, his 10 full-time assistant coaches and analysts have combined to win 89 championships as players and coaches, ranking from high school state titles to Super Bowl appearances.

Brumfield comes to The Flats after having spent the 2022 season as special teams coordinator and associate head coach at Florida International. In his lone season at FIU, the Panthers ranked No. 23 nationally in special teams efficiency, an improvement of nearly 50 spots from its 2021 rank of No. 72. FIU also blocked three kicks, which was tied for 19th nationally, and surrendered zero special teams scores. In addition to his duties as special teams coordinator and associate head coach, Brumfield also coached FIU's outside linebackers.

His one season at FIU followed four seasons in the Atlantic Coast Conference as special teams coordinator at Virginia (2018-21). At UVA, Brumfield oversaw the nation's No. 2-ranked kickoff return unit in 2019. As a team, the Cavaliers set school records for kickoff return average (28.7 ypr) and total kickoff return yards (1,204). The unit was highlighted by Joe Reed, who won the 2019 Jet Award as the nation's top kick returner. Under Brumfield's tutelage, Reed led the nation in 2019 with two kickoff returns for touchdowns and finished his collegiate career as the top kickoff returner in UVA history with 3,042 yards, which also made him one of only 10 players in Division I FBS history with 3,000 kick return yards in a career.

In Brumfield's first season at Virginia (2018), the Cavaliers finished atop the ACC and No. 7 nationally in punt return defense (3.21 ypr), just one season after UVA ranked 117th nationally. In his final season with the Cavaliers, UVA ranked seventh nationally in special teams efficiency.

In his four seasons at Virginia, UVA never finished below .500 (after suffering six-straight losing seasons prior to his arrival). The Cavaliers won the ACC Coastal Division championship and earned an Orange Bowl berth in 2019.

Before his four-year tenure at UVA, Brumfield was special teams coordinator for two seasons at Texas-San Antonio (2016-17), he coached semifinalists for both the Lou Groza Award (nation's top place kicker – Jared Sackett) and Ray Guy Award (nation's top punter – Yanniss Routsas) in 2017. UTSA was one of only three teams to boast Groza and Guy semifinalists in 2017 and Sackett earned freshman all-America honors after setting school records with 19 field goals and 80 points.

In 2016, Brumfield's special teams units set UTSA records for touchbacks (27) and punting average (42.0) to help lead the Roadrunners to the New Mexico Bowl, the first bowl game in program history.

Brumfield's first position at the FBS level came as special teams coordinator at Western Kentucky from 2013-15, where he helped lead the Hilltoppers to the Conference USA championship in 2015. In his first season at WKU in 2013, the Hilltoppers led the Sun Belt in both kickoff and punt return defense. In his third and final season with the Hilltoppers in 2015, WKU went 12-2, beat South Florida in the Miami Beach Bowl and finished ranked No. 24 nationally.

Brumfield broke into the Division I coaching ranks as special teams coordinator at Nicholls State in 2011-12. His impact was felt immediately, as Nicholls State blocked six kicks, finished 14th in Division I FCS in kickoff return average and saw punter Cory Kemps rank sixth nationally with a

42.8-yard average in 2011. He also coached kickoff returner Chika Madu, who wound up setting Nicholls' school record and ranking second in Southland Conference history with 2,076 career kickoff return yards.

His 22 seasons of experience as a special teams coordinator began with stints at Union (Ky.) College (2001-03) and Fairmont State (2004-10).

Brumfield has also made his mark as a position coach, as he has mentored wide receivers (2001-03 at Union, 2004-10 at Fairmont State), safeties (2011-12 at Nicholls State), cornerbacks (2013-15 at Western Kentucky, 2021 at Virginia), tight ends (2016-17 at UTSA, 2020 at Virginia) and outside linebackers (2022 at FIU) during the course of his career. Highlights include coaching five all-conference performers in three seasons at Western Kentucky, including cornerbacks Wonderful Terry and Cam Thomas (the latter of which went on to play for the NFL's Buffalo Bills), and WKU leading the Sun Belt in total defense, interceptions, pass defense and pass efficiency defense in 2013.

Brumfield played collegiately at Utah State, where he was a four-year letterwinner and two-year starter at wide receiver. He helped lead the Aggies to a pair of Big West Conference championships and a berth in the 1997 Humanitarian Bowl.

He earned a bachelor's degree in sociology in 1999 and a master's degree in secondary education from Union in 2003. He and his wife, Erin, have four children – Kyan, Mckel, Tacy and Asher.

THE BRUMFIELD FILE

PERSONAL

Hometown New Orleans, La.
Education Utah State, 1999 (bachelor's, sociology)
Union (Ky.), 2003 (master's, secondary education)
Family Wife: Erin; children: Kyan, Mckel, Tacy and Asher

PLAYING EXPERIENCE

1994-98 WR, Utah State
2000 WR/DB, Bismarck Blaze (Indoor Football League)

COACHING EXPERIENCE

2001-03 Special teams coordinator/WR, Union (Ky.)
2004-10 Special teams coordinator/WR, Fairmont State
2006 NFL Minority Coaching Fellowship,
Pittsburgh Steelers
2007 NFL Minority Coaching Fellowship, Atlanta Falcons
2008 NFL Minority Coaching Fellowship,
Green Bay Packers
2010 NFL Minority Coaching Fellowship, Buffalo Bills
2011-12 Special teams coordinator/safeties, Nicholls State
2013-15 Special teams coordinator/CB, Western Kentucky
2016-17 Special teams coordinator/TE, Texas-San Antonio
2018-19 Special Teams coordinator, Virginia
2020 Special teams coordinator/TE, Virginia
2021 NFL Minority Coaching Fellowship,
Tennessee Titans
2021 Special teams coordinator/CB, Virginia
2022 Special teams coordinator/Asst. HC/OLB,
Florida International

2023- Special teams coordinator, Georgia Tech



MARCO COLEMAN

DEFENSIVE LINE

4TH SEASON AT GEORGIA TECH • ALMA MATER: FLAGLER, 2015

7 CHAMPIONSHIPS AS A COACH AND PLAYER

(1 CONFERENCE, 1 NATIONAL; 5 NFL DIVISION)

Georgia Tech Athletics Hall of Famer and two-time first-team all-American Marco Coleman returns to Tech in 2023 as defensive line coach.

Coleman, who played 14 seasons in the National Football League (1992-2005) after his hall-of-fame career at Georgia Tech (1989-91), previously spent the 2019-21 seasons as the Yellow Jackets' defensive ends/outside linebackers coach. He returned to The Flats after one season as defensive line coach at Michigan State (2022).

In Coleman's first coaching stint at Georgia Tech, the Yellow Jackets' sacks and tackles for loss climbed from 1.3 and 4.2 per game in the season before his arrival (2018) to 2.1 and 6.2 per game in his second season coaching the Jackets' defensive ends and outside linebackers (2020). In his lone season at Michigan State, the Spartans ranked among the top 45 teams in the nation and the top six in the Big Ten in both sacks (2.4/game) and TFL (6.3/game).

A Dayton, Ohio native, Coleman racked up 27.5 sacks and 50 tackles for loss in just three seasons as an outside linebacker for the Yellow Jackets, which were both school records at the end of his playing career and remain ranked fourth in the program's all-time annals despite the fact that he played in only 34 collegiate games. He was named first-team all-America and all-Atlantic Coast Conference as a sophomore (1990) and junior (1991). As a sophomore in 1990, he led the ACC with 13 sacks and helped Georgia Tech claim its fourth national championship with an 11-0-1 campaign and a convincing 45-21 win over Nebraska in the Florida Citrus Bowl.

He left Georgia Tech following his junior season and was selected No. 12 overall by the Miami Dolphins in the 1992 NFL Draft. He went on to play 14 seasons in the NFL with the Dolphins (1992-95), San Diego Chargers (1996-98), Washington Redskins (1999-2001), Jacksonville Jaguars (2002), Philadelphia Eagles (2003) and Denver Broncos (2004-05). He was named Sports Illustrated's 1992 NFL Rookie of the Year after tallying 84 tackles and six sacks and went on to record 610 tackles, 65.5 sacks and 18 forced fumbles in 14 pro seasons. He earned a spot in the Pro Bowl after registering a career-high 12 sacks for the Redskins in 2000.

After retiring from the NFL following the 2005 campaign, Coleman began a career in finance, eventually becoming managing partner at Matador Financial. He returned to the NFL on a full-time basis in 2018 as the Raiders' assistant defensive line coach. His coaching experience also includes stints as a coaching fellow with the Philadelphia Eagles and defensive coordinator at Mandarin H.S. in Jacksonville, Fla., both in 2017.

Coleman majored in management as a student-athlete at Georgia Tech and completed coursework for a bachelor's degree in business from Flagler College in 2015. He was inducted to the GT Athletics Hall of Fame in 2001, his first year of eligibility. He and his wife, Katrina, have three children: Kabrione, Kennedy and Kenneth.

THE COLEMAN FILE

PERSONAL

HometownDayton, Ohio
EducationFlagler, 2015 (B.S. business administration)
Familywife: Katrina; daughters: Kabrione & Kennedy; son: Kenneth

PLAYING EXPERIENCE

1989-91OLB, Georgia Tech
 1992-95DE/OLB, Miami Dolphins
 1996-98DE/OLB, San Diego Chargers
 1999-2001DE/OLB, Washington Redskins
 2002DE/OLB, Jacksonville Jaguars
 2003DE/OLB, Philadelphia Eagles
 2004-05DE/OLB, Denver Broncos

COACHING EXPERIENCE

2017Coaching fellow, Philadelphia Eagles
 2017Defensive coordinator, Mandarin (Fla.) H.S.
 2018Assistant defensive line, Oakland Raiders
 2019-21Outside linebackers/defensive ends, Georgia Tech
 2022Defensive line, Michigan State
2023Defensive line, Georgia Tech





JOSH CRAWFORD

WIDE RECEIVERS

1ST SEASON AT GEORGIA TECH • ALMA MATER: MOREHOUSE, 2007
4 CHAMPIONSHIPS AS A COACH AND PLAYER
(1 DIVISION; 3 HS STATE)

With a decade as one of the state of Georgia's most successful and respected high school coaches and two seasons coaching in one of college football's most prolific offenses under his belt, Josh Crawford enters his first season as Georgia Tech's wide receivers coach.

Crawford comes to The Flats after two seasons at Western Kentucky, where he served as outside receivers coach in 2021 and was promoted to co-offensive coordinator and receivers coach in 2022. In his two seasons at WKU, Crawford's wideouts combined for a whopping 10,339 receiving yards and 94 touchdowns. Under his tutelage, four WKU receivers earned all-Conference USA honors, including 2021 C-USA Newcomer of the Year Jerreth Sterns, who caught 150 passes for 1,902 yards and 17 touchdowns.

WKU won the 2021 C-USA East Division championship and two bowl games in Crawford's two seasons with the program.

Prior to making the jump to the college ranks, Crawford established himself as one of the nation's top offensive coaches in the high school ranks, coaching at five of Georgia's most storied and successful programs – Colquitt County H.S. (2020 – co-offensive coordinator; 2015-16 – wide receivers; 2014 – offensive assistant), Valdosta H.S. (2018-19 – offensive coordinator/quarterbacks), Lee County H.S. (2017 – pass game coordinator/wide receivers), Jefferson County H.S. (2013 – associate head coach/offensive coordinator/quarterbacks) and Greater Atlanta Christian (2010-12 – running backs/tight ends).

In his 11 seasons in the high school ranks, Crawford helped lead three teams to Georgia 6A state championships – Colquitt County in 2014 and 2015 Lee County in 2017 – while the 2015 Colquitt team was named national champion by High School Football America.

He coached six all-state receivers, four of which went on to play at the Power Five level. His high school pupils at wideout are highlighted by Darius Slayton, a high school all-American at Greater Atlanta Christian who went on to play at Auburn and is currently in his fourth season with the National Football League's New York Giants. Crawford also oversaw the development of high school all-America quarterback Tate Rodemaker, who threw for 6,752 yards and 74 touchdowns in Crawford's two seasons as offensive coordinator/quarterbacks coach at Valdosta H.S.

Crawford played collegiately at Morehouse College in Atlanta, where he was a running back from 2004-06. He earned a bachelor's degree from Morehouse in 2007 and master's degrees from Georgia (2012) and Valdosta State (2020).

He and his wife, Jessica, have two daughters – Ava Louise and Asha.

THE CRAWFORD FILE

PERSONAL

Hometown Montrose, Ala.
Education Morehouse, 2007 (bachelor's)
Georgia, 2012 (master's)
Valdosta State, 2020 (master's)
Family Wife: Jessica; daughters: Ava Louise and Asha

PLAYING EXPERIENCE

2004-06 RB, Morehouse

COACHING EXPERIENCE

2010-12 Offensive assistant/running backs/tight ends,
Greater Atlanta Christian (Ga.) School
2013 Associate head coach/offensive coordinator/QB,
Jefferson County (Ga.) H.S.
2014 Offensive assistant, Colquitt County (Ga.) H.S.
2015-16 Wide receivers, Colquitt County (Ga.) H.S.
2017 Pass game coordinator/WR, Lee County (Ga.) H.S.
2018-19 Offensive coordinator/QB, Valdosta (Ga.) H.S.
2020 Assistant head coach/co-offensive coordinator,
Colquitt County (Ga.) H.S.
2021 Outside receivers, Western Kentucky
2022 Co-offensive coordinator/receivers,
Western Kentucky

2023- Wide receivers, Georgia Tech





TRAVARES TILLMAN

DEFENSIVE BACKS

2ND SEASON AT GEORGIA TECH • ALMA MATER: FLAGLER, 2015
6 CHAMPIONSHIPS AS A COACH AND PLAYER
(2 DIVISION, 2 CONFERENCE; 1 NFL DIVISION, 1 NFL CONFERENCE)

Travares Tillman, a Georgia Tech alumnus and 1999 football team captain, is in his second year as Tech's defensive backs coach after returning to The Flats on Dec. 7, 2021.

In his first year back in the White and Gold, Tillman oversaw a unit who helped Tech finish the regular season top 5 in the ACC and top 40 nationally in passes intercepted. Tillman also provided the tutelage of all-ACC defensive backs LaMiles Brooks and Zamari Walton. Brooks led Tech and ranked third in the ACC in interceptions and ranked as the No. 21 safety in the ACC, according to Pro Football Focus. Walton finished in the top-20 of the conference in passes defended and was rated one of the top 120 cornerbacks in the nation by PFF.

Tillman returned to his alma mater after spending the past six seasons under the tutelage of Michigan State head coach and 2021 Big Ten Coach of the Year Mel Tucker. As Michigan State's cornerbacks coach in 2021, Tillman helped lead the Spartans to a 10-2 regular-season record, including a win over archrival, Big Ten champion and College Football Playoff participant Michigan, a No. 10 national ranking and a berth in the Chick-fil-A Peach Bowl.

As a Georgia Tech defensive back from 1996-99, Tillman was a four-year letterwinner, three-year starter, two-time all-Atlantic Coast Conference selection and a member of the ACC's all-academic team. His 236 career tackles ranked fourth all-time among Georgia Tech defensive backs at the end of his collegiate career and still rank eighth in school history among DBs. He also had seven interceptions as a Yellow Jacket, including a team-high four as a sophomore in 1997. Tech won 30 games, claimed a share of the 1998 ACC championship and appeared in three bowl games in his four seasons on The Flats.

He went on to be selected in the second round of the 2000 National Football League Draft by the Buffalo Bills (No. 58 overall) and spent seven seasons in the NFL with the Bills, Houston Texans, Carolina Panthers and Miami Dolphins. He played in 74 games and made 29 starts over seven NFL seasons, and recorded 180 tackles, four interceptions and 15 passes defended. He played in Super Bowl XXXVIII (2003) as a member of the Carolina Panthers.

Tillman started under Tucker as a defensive graduate assistant (2016-17) and defensive quality control assistant (2018) at Georgia. As a graduate assistant, Tillman worked directly with Tucker in coaching UGA's safeties, while his quality-control duties included breaking down opponents and compiling weekly scouting reports. Georgia compiled a 32-10 record during Tillman's three seasons with the Bulldogs, including a trip to the CFP national championship game in 2017, when UGA had the nation's third-ranked pass defense.

Tillman went on to be a member of Tucker's first three staffs as a head coach, first at Colorado (2019 – defensive backs coach), then at Michigan State (2020 – senior defensive assistant; 2021 – cornerbacks coach).

He began his coaching career as defensive backs coach at Calvary Day School in Savannah, Ga. for four seasons (2012-15), helping lead the team to a 41-8 record, four state quarterfinal appearances, two state semifinals and a berth in the 2013 Georgia Class A-Private state championship game. He coached eight players that would earn college scholarships during his four seasons at the prep level. He also coached Calvary's track team for four seasons and served as assistant athletics director during his final two years at the school.

In 2013, Tillman was a recipient of the NFL's Bill Walsh Minority Coaching Fellowship and worked with the Philadelphia Eagles' defensive backs during training camp under head coach Chip Kelly.

Before embarking on his coaching career, Tillman returned to Georgia Tech following his seven years in the NFL to complete coursework for his bachelor's degree in business management, which he earned in 2010.

A Lyons, Ga. native, Tillman graduated from Toombs County H.S., where he was a four-year letterwinner in football and basketball, and lettered twice in golf. He was named Georgia 3-A Defensive Player of the Year as a senior in 1995.

Tillman and his wife, Kiki, have three children: Atticus, Harper and Saint.

THE TILLMAN FILE

PERSONAL

Hometown Lyons, Ga.
Alma Mater Georgia Tech, 2010 (B.S. management)
Family wife: Kiki; children: Atticus, Harper and Saint

PLAYING EXPERIENCE

1996-99 DB, Georgia Tech
2000-01 DB, Buffalo Bills
2003 DB, Houston Texans
2003-04 DB, Carolina Panthers
2005-07 DB, Miami Dolphins

COACHING EXPERIENCE

2012-15 Defensive backs, Calvary Day School
2013 Bill Walsh Minority Coaching Fellowship, Philadelphia Eagles
2016-17 Graduate assistant, Georgia
2018 Defensive quality control, Georgia
2019 Defensive backs, Colorado
2020 Senior defensive assistant, Michigan State
2021 Cornerbacks, Michigan State
2022 Defensive backs/defensive pass game coordinator, Georgia Tech
2023 **Defensive backs, Georgia Tech**





GEEP WADE

OFFENSIVE LINE

1ST SEASON AT GEORGIA TECH • ALMA MATER: CHATTANOOGA, 2002
2 CHAMPIONSHIPS AS A COACH AND PLAYER
(1 DIVISION, 1 CONFERENCE)

Coaching veteran Geep Wade is in his first season as Georgia Tech's offensive line coach.

Wade boasts two decades of experience coaching offensive lines, including two seasons as an offensive coordinator, all in the Southeast. He most recently coached the offensive front at Appalachian State in 2022.

In Wade's lone season at Appalachian State, the Mountaineers' offensive front was a member of the Joe Moore Award (national offensive line of the year) midseason honor roll. App State finished the season ranked among the top 35 nationally in rushing offense (21st), scoring offense (23rd), total offense (26th) and fewest sacks allowed (34th). Three of the Mountaineers' five starting offensive linemen earned all-Sun Belt Conference honors under Wade's tutelage, including first-team selections Cooper Hodges and Anderson Hardy.

Wade's extensive experience also includes stints at Georgia Southern (2021 – offensive line), UT Martin (2018 and 2009 – offensive coordinator/offensive line), East Carolina (2016-17 – offensive line), Middle Tennessee (2013-15 – offensive line), Marshall (2012 – offensive line), Chattanooga (2010-11 – offensive line/recruiting coordinator; 2002 – restricted earnings), Midwestern State (2005 – offensive line); Tennessee (2004 – graduate assistant/offensive line) and Mars Hill (2003 – offensive line/recruiting coordinator). During his three seasons at Middle Tennessee, he teamed up with current Georgia Tech offensive coordinator Buster Faulkner, who was the Blue Raiders' OC at the time.

Wade's career highlights include coaching 21 all-conference honorees, five offensive linemen that have gone on to play in the National Football League and helping lead teams to three bowl appearances, including Southeastern Conference East Division champion Tennessee's 38-7 rout over Texas A&M in the 2005 Cotton Bowl. In his first season at UT Martin (2006), the Skyhawks went 9-3 overall, won a share of the Ohio Valley Conference title and made their first-ever NCAA Division I FCS playoff appearance.

He was a team captain and offensive lineman at Chattanooga from 1999-2001. He earned a bachelor's degree in business management from UTC in 2022.

His first name, Geep, is derived from the initials G.P. (Gideon Pillow Wade IV). He and his wife, Amy, have a daughter, Emma Kate, and a son, Jackson.

THE WADE FILE

PERSONAL

Hometown Franklin, Tenn.
Alma Mater Chattanooga, 2002 (B.S. business management)
Family wife: Amy; daughter: Emma Kate; son: Jackson

PLAYING EXPERIENCE

1999-2001 OL, Chattanooga

COACHING EXPERIENCE

2002..... Restricted earnings, Chattanooga
2003..... Offensive line/recruiting coordinator, Mars Hill
2004..... Graduate assistant (offensive line), Tennessee
2005..... Offensive line, Midwestern State
2006-08 Run game coordinator/offensive line, UT Martin
2009..... Offensive coordinator/offensive line, UT Martin
2010-11 Offensive line/recruiting coordinator, Chattanooga
2012..... Offensive line, Marshall
2013-15 Offensive line, Middle Tennessee
2016-17 Offensive line, East Carolina
2018..... Offensive coordinator/offensive line, UT Martin
2021..... Offensive line, Georgia Southern
2022..... Offensive line, Appalachian State
2023- Offensive line, Georgia Tech





BRIAN BAKER

SENIOR DEFENSIVE ANALYST FOR DEFENSIVE LINE

10TH SEASON AT GEORGIA TECH
ALMA MATER: MARYLAND, 1985

Brian Baker, a veteran coach with nearly four decades of coaching experience at the collegiate and professional levels, including 21 seasons in the National Football League, is in his first season as Georgia Tech's senior defensive analyst for defensive line.

Baker's vast resume includes nine previous seasons at Georgia Tech, where he coached linebackers from 1987-95 and also served as the Yellow Jackets' defensive coordinator in his final season on The Flats ('95). During his nine-year stint at Tech, he helped lead the Jackets to the 1990 national title and notably coached two-time All-American, first-round NFL Draft pick and current Georgia Tech defensive line coach Marco Coleman.

In addition to his nine seasons at Tech, Baker's collegiate coaching experience includes stops at Maryland (1984 – student assistant; 1985 – graduate assistant), Army (1986 – running backs), Mississippi State (2016-18 – defensive line), Alabama (2019 – associate head coach/defensive line) and Charlotte (2022 – defensive line).

Baker coached a pair of all-America defensive linemen at Mississippi State – Jeffrey Simmons (now with the NFL's Tennessee Titans) and Montez Sweat (now with the Washington Commanders), bringing the number of all-Americans that he has coached in his career to three. Simmons and Sweat were back-to-back first-team all-Southeastern Conference selections in 2017 and 2018, marking the first time in Mississippi State history that the Bulldogs had multiple first-team all-SEC defensive linemen in consecutive seasons.

Baker's NFL coaching experience includes stints with the San Diego Chargers (1996 – defensive line), Detroit Lions (1997-2000 – defensive line), Minnesota Vikings (2001 and 2004-05 – defensive line; 2002-03 – linebackers), St. Louis Rams (2006-08 – defensive line), Carolina Panthers (2009-10 – defensive line), Dallas Cowboys (2011-12 – defensive line), Cleveland Browns (2013 – outside linebackers), Washington Redskins (2014 – outside linebackers) and Indianapolis Colts (2020-21 – defensive line). He coached eight Pro Bowlers in his 21 seasons in the NFL.

Baker played linebacker at Maryland under head coach Bobby Ross from 1980-83 and won the ACC championship as a senior in '83. He then went on to coach under Ross at Maryland, Georgia Tech, San Diego and Detroit. In all, he has won four conference titles and one national championship as a player and coach.

Baker graduated from Maryland in 1985 with a bachelor's degree in marketing. He and his wife, Nevada, have four daughters – Norell, Nicole, Jade and Jasmine.



BILL STEWART

DEFENSIVE ANALYST FOR LINEBACKERS

1ST SEASON AT GEORGIA TECH
ALMA MATER: UCF, 1990

A veteran coach who has enjoyed great success at the high school and college levels across the Southeast for three decades, Bill Stewart is in his first season as defensive analyst for linebackers at Georgia Tech.

Stewart comes to The Flats from nearby North Gwinnett H.S., where he compiled a 60-19 (.759) record in six seasons as head coach. He led North Gwinnett to the Georgia 7A state championship in 2017 – the first football state title in school history – and four region championships. He led all six of his NGHS teams to at least the second round of the state playoffs.

Prior to his six seasons at North Gwinnett, Stewart also served as head coach at Etowah H.S. in nearby Woodstock, Ga. (2006-11) and James Clemens H.S. in Madison, Ala. (2012-13). Etowah won three region championships under his leadership, giving him seven region titles in 12 seasons as a head coach in the state of Georgia. He has totaled more than 100 victories in his 14 overall seasons as a head coach.

His coaching resume also includes experience as defensive coordinator at Apopka (Fla.) H.S. (1995-97), Armwood (Fla.) H.S. (1998-2002), Parkview H.S. (2003-05) and Mill Creek H.S. (2014-16).

He began his coaching career as linebackers coach at his alma mater, UCF, from 1993-94. The Knights had consecutive winning campaigns in his two seasons as an assistant coach and earned an NCAA Division I-AA playoff berth in 1994.

In all, Stewart's coaching experience includes one state championship, 15 region championships, 27 state playoff berths and a Division I-AA playoff appearance. At the high school level, he has coached more than 75 players that have gone on to play college football and three that have signed contracts in the National Football League.

Stewart played linebacker at UCF from 1986-90, where he helped lead the Knights to the NCAA Division II semifinals in 1987 and the Division I-AA semifinals in 1990. He was named the Orlando Touchdown Club Defensive Player of the Year in 1990.

He went on to play three seasons professionally for the Orlando Predators of the Arena Football League. He was a two-time all-Arena selection as a fullback/linebacker and helped lead the Predators to two Arena Bowl appearances and an AFL semifinal in his three seasons with the team.

Stewart graduated from UCF in 1990 with a bachelor's degree in criminal justice. He also holds a master's degree in health science from Alabama. He and his wife, Nichole, have a son, Jake, and two daughters, Kendall and Emma.



CARTER BLOUNT

SENIOR SPECIAL TEAMS ANALYST

1ST SEASON AT GEORGIA TECH
ALMA MATER: ALABAMA, 2010

Carter Blount brings 11 seasons of special teams experience at the collegiate and professional levels to his role as Georgia Tech's senior special teams analyst in 2023.

Blount has been directly involved with special teams throughout his career, beginning as a graduate assistant at South Alabama in 2011. He went on to serve as special teams coordinator and cornerbacks coach at Birmingham Southern in 2014, followed by four-consecutive stints as a special teams analyst in the Southeastern Conference at Georgia (2015), LSU (2016), Alabama (2017) and Tennessee, where he held the title of senior special teams analyst from 2018-20. In addition to serving as a special teams analyst with the four SEC programs, he was elevated to special teams coordinator for bowl games with Georgia (2016 TaxSlayer Bowl win over Penn State) and LSU (2017 Citrus Bowl win over Louisville).

In 2021, he jumped to the NFL ranks, serving as defensive quality control/assistant linebackers coach/game management/special teams assistant with the New York Giants.

Blount began his coaching career as an undergraduate student at Alabama, first as a strength and conditioning intern in 2008, then as a special teams intern in 2009 before graduating from UA with a bachelor's degree in education (exercise science) in 2010. He then went on to serve as associate head strength and conditioning coach and assistant linebackers coach at Tuscaloosa County (Ala.) H.S. in 2010 before his three-year stint at South Alabama, which culminated with him earning a master's in health education in 2013.

Blount was a part of two national championship teams at Alabama -

2009 and 2017.


DYLAN DOCKERY
OFFENSIVE ANALYST

 1ST SEASON AT GEORGIA TECH
 ALMA MATER:
 EAST TENNESSEE STATE, 2019

Dylan Dockery is in his first season as an offensive analyst at Georgia Tech.

Dockery comes to The Flats after a season as a graduate assistant at Appalachian State, where he assisted current Georgia Tech offensive line coach Geep Wade in coaching the Mountaineers up front.

His lone season at App State was preceded by three seasons as a graduate assistant at Jacksonville State, where he assisted with tight ends in 2019 and the offensive front in 2020 and 2021. At JSU, he coached two first-team all-Ohio Valley Conference performers and second-team NCAA Division I FCS all-Americans in tight end Trae Barry and tackle Tylan Grable and helped coach the Gamecocks to the 2020 OVC championship.

Dockery played tight end at East Tennessee State from 2014-18, appearing in 36 games and making 23 starts. The Bucs won the Southern Conference championship during his senior season in 2018.

He graduated from ETSU in 2019 with a bachelor's degree in sports and leisure management and earned a master's in sports and leisure management from JSU in 2022.


A.J. ERDELY
OFFENSIVE ANALYST

 1ST SEASON AT GEORGIA TECH
 ALMA MATER: UAB, 2019

A.J. Erdely is in his first season as an offensive analyst at Georgia Tech. At Tech, Erdely is reunited with offensive coordinator Buster Faulkner, who he served under as a quality control specialist at Southern Miss in 2019.

Following his one-year stint with Faulkner at USM, Erdely has served as an assistant coach at Northeast Mississippi Community College for the past three seasons — first as wide receivers coach in 2020, then as offensive coordinator, quarterbacks coach and recruiting coordinator in 2021 and 2022.

After NEMCC finished in the top 15 nationally in total offense and scoring each of his two seasons as offensive coordinator, Erdely was hired as offensive coordinator, QB coach and recruiting coordinator in 2023. He briefly served in that role before joining the staff at Georgia Tech.

Erdely played quarterback at UAB in 2017-18, where he compiled a 15-6 record over two seasons as a starter. A two-year captain and 2017 all-conference honoree, he led the Blazers to the 2018 Conference USA championship and a pair of bowl berths. His 47 total touchdowns rank fifth in school history.

A metro Atlanta native, Erdely played high school football at West Forsyth H.S. He earned a bachelor's degree from UAB in 2019.


EDMUND KUGBILA
OFFENSIVE ANALYST

 1ST SEASON AT GEORGIA TECH
 ALMA MATER:
 VALDOSTA STATE, 2017

Former two-time NCAA Division II all-American and Carolina Panther Edmund Kugbila joined Georgia Tech's staff as an offensive analyst in 2023.

Kugbila came to The Flats from Marshall, where served as a graduate assistant in 2022, working directly with the Thundering Herd's offensive line and helping the Herd win the 2022 Myrtle Beach Bowl. His stint at Marshall followed one season as an offensive quality control assistant at Eastern Kentucky in 2021.

Prior to moving into the college game, Kugbila was a high school coach in metro Atlanta, first as offensive line coach at his alma mater, Central Gwinnett H.S. in 2019, then in the same role at Collins Hill H.S. in 2020. He was named Central Gwinnett's Tally Johnson Assistant Coach of the Year in 2019.

Kugbila was a standout offensive lineman at Valdosta State, where he was a two-time first-team all-American and all-Gulf South Conference selection and helped lead the Blazers to the 2012 Division II national championship.

He was selected in the fourth round of the 2013 NFL Draft by the Carolina Panthers, but suffered numerous injuries and saw his playing career come to a close after just two seasons.

Kugbila earned a B.S. in organizational leadership from Valdosta State in 2017 and was inducted to the school's athletics hall of fame in 2021.


NATHAN BROCK
GRADUATE ASSISTANT

 3RD SEASON AT GEORGIA TECH
 ALMA MATER: OHIO STATE, 2020

Nathan Brock is in his third season as a graduate assistant coach at Georgia Tech. After working primarily with the Yellow Jackets' offensive linemen in 2021 and 2022, he coaches tight ends in 2023.

Brock served as Georgia Tech's offensive line coach for the final eight games of the 2022 season, following Brent Key's promotion to interim head coach.

He came to Tech from Ohio State, where he was an offensive lineman for the Buckeyes for five seasons (2016-20). He graduated from Ohio State in December 2020 with a bachelor's degree in communications analysis and practices.

The Powell, Ohio native graduated from Olentangy Liberty H.S., where he played football for four years and basketball for two years.



ALEC BROWN

GRADUATE ASSISTANT

3RD SEASON AT GEORGIA TECH
ALMA MATER: AUBURN, 2017

Alec Brown is in his third season as a graduate assistant coach at Georgia Tech. Brown, who works closely with the Yellow Jackets' linebackers, owns six years of coaching experience.

Brown came to Georgia Tech from Louisiana-Monroe, where he spent the spring of 2021 as a graduate assistant on head coach Terry Bowden's initial ULM staff. Prior to his brief stint at ULM, Brown served one year (2020) as a defensive quality control coach at Eastern Kentucky. His collegiate coaching experience also includes one season (2019) as a graduate assistant and outside linebackers coach at Murray State.

Prior to joining the collegiate coaching ranks, Brown spent two seasons at the high school level in Alabama — first as the varsity defensive line coach and junior varsity head coach/defensive coordinator at Loachapoka High School in 2017, then as varsity defensive line coach, special teams coach and junior varsity defensive coordinator at Pinson Valley High School in 2018. In his lone season at Pinson Valley, he helped the Indians capture the Alabama 6-A state championship.

Brown played two seasons (2014-15) as a defensive end/outside linebacker at Auburn, where he earned a bachelor's degree in history with a minor in kinesiology in 2017. He was a member of the Southeastern Conference Academic Honor Roll in 2014 and '15.



QUENTIN JONES

GRADUATE ASSISTANT

1ST SEASON AT GEORGIA TECH
ALMA MATER: LEHIGH, 2018

Quentin Jones brings two years of full-time coaching experience to his role as a defensive graduate assistant at Georgia Tech.

Jones came to The Flats in 2023 after two seasons as cornerbacks coach and assistant secondary coach at Lehigh. In his two seasons as a coach at his alma mater, Jones coached a pair of all-Patriot League performers, including two-time first-team honoree Tygee Leach.

Prior to beginning his coaching career, Jones played professional football with the Memphis Express of the Alliance of American Football and the Nojima Rise of Japan's X League in 2019. With the Rise, he was the only player in the league to score an offensive and defensive touchdown during the '19 season.

Jones was a four-year letterwinner and two-year captain at Lehigh from 2014-17. He helped lead the Mountain Hawks to a pair of Patriot League championships as a defensive back.

He graduated from Lehigh with a B.A. in sociology in 2018.



DEANDRE SMELTER

GRADUATE ASSISTANT

1ST SEASON AT GEORGIA TECH
ALMA MATER: GEORGIA TECH, 2014

Former Georgia Tech football and baseball star and three-year National Football League veteran DeAndre Smelter returned to The Flats in 2023 as an offensive graduate assistant.

Smelter played three seasons of baseball (2011-13) and two seasons of football (2013-14) with the Yellow Jackets. He was selected in the 14th round of the 2010 Major League Baseball Draft but turned down the opportunity to play professionally to attend Tech.

On the gridiron, he is tied for the 10th-most 100-yard receiving games in Georgia Tech history with four, despite playing just two seasons. He also ranks sixth in school history for yards per reception in a season (20.4 in 2014) and career (18.9).

He went on to be selected by the San Francisco 49ers in the fourth round of the 2015 National Football League Draft. He played three seasons with the 49ers (2015-17).

Smelter, who graduated from Tech in 2014 with a B.S. in business administration, began his coaching career last fall as wide receivers coach at Northeast H.S. in Macon, Ga.



A.J. ARTIS

DIRECTOR OF FOOTBALL STRENGTH AND PERFORMANCE

1ST SEASON AT GEORGIA TECH
ALMA MATER: CAMPBELL, 2015

A.J. Artis, who spent the past three years overseeing the football strength programs at Tennessee and USF, is in his first season as director of football strength and performance at Georgia Tech.

A rising star in the strength and conditioning profession, Artis, 29, has compiled three years of experience as a director of football strength and conditioning at the NCAA Division I FBS level before the age of 30. He comes to Tech after serving as the director of football strength and conditioning at USF in 2021 and 2022 and as the director of football sports performance at Tennessee in 2020.

Prior to his ascension to the top spot at Tennessee, Artis served as assistant director of football sports performance at UT for two seasons (2018 and 2019) under then-director Craig Fitzgerald. Artis was promoted to lead the Vols' strength and conditioning efforts following Fitzgerald's departure to the National Football League's New York Giants.

Before his arrival at Tennessee, Artis spent two years on the strength and conditioning staff at Duke (2016-17). With the Blue Devils, Artis worked directly with football, which won the 2017 Quick Lane Bowl and included future first-round NFL draft pick Daniel Jones, and field hockey, which was ranked among the top-five nationally throughout the 2016 campaign.

Artis began his career with one-year stints as a graduate assistant at Appalachian State (2015-16) and an intern at his alma mater, Campbell (2014-15). While working with the football program at App State, the Mountaineers became the first team to ever win a bowl game in its first year of FBS eligibility in 2015. He also oversaw strength and conditioning for Appalachian's field hockey and golf programs. He worked with a slew of teams as an intern at Campbell, including football, men's and women's basketball and baseball.

Artis was a three-year football letterwinner at Campbell from 2012-14, beginning as a wide receiver before moving to tight end for his final two

seasons. A three-year member of Campbell's academic honor roll, he earned a bachelor's degree in exercise science in 2015. He went on to earn a master's in exercise science from Appalachian State in 2017. He and his wife, D Janelle, have two daughters — Amoura and Alianna.



BYRON JERIDEAU
ASSOCIATE DIRECTOR OF FOOTBALL
STRENGTH AND PERFORMANCE/
ACCOUNTABILITY

1ST SEASON AT GEORGIA TECH
 ALMA MATER: SOUTH CAROLINA, 2012

Byron Jerideau is in his first season as associate director of football strength and performance/accountability at Georgia Tech.

Jerideau brings an extensive background at the Power Five conference level to The Flats, having spent seven seasons at South Carolina (2016-17; 2020-22) and Tennessee (2018-19). In his most recent stint at South Carolina, he served as assistant director of sports performance. He was also dubbed the Gamecocks' "director of accountability," establishing a scoring system to track football student-athletes' off-field performance each day.

At Tennessee, Jerideau served with Georgia Tech director of football strength and performance A.J. Artis as an assistant director of football sports performance for two seasons. His two seasons at UT came after two seasons as an assistant strength and conditioning coach/recruiting assistant at South Carolina, where he worked with both the football and track and field teams, as well as participating in campus tours for incoming recruits.

Jerideau was also with Artis for one year at Appalachian State (2015-16), serving as an assistant strength and conditioning coach and working directly with the Mountaineers' football and cheerleading programs. Jerideau's lone season at App State also included the Mountaineers' historic Camellia Bowl win in 2015. He began his career in the strength-and-conditioning field with an internship at Houston for five months before departing for Appalachian State.

A standout defensive tackle as a player, Jerideau began his collegiate career at Fort Scott (Kan.) Community College, where he helped lead the Greyhounds to the 2009 National Junior College Athletic Association national championship game. He then transferred to South Carolina and earned three letters with the Gamecocks from 2010-12. He earned an invitation to the 2013 NFLPA Collegiate Bowl and signed a contract as an undrafted free agent with the San Diego Chargers later that year. He spent the 2013 season with the Chargers before embarking on his coaching career.

Jerideau earned a bachelor's degree in criminology and criminal justice from South Carolina in 2012. He and his wife, Allie, have a daughter, Adalyn.



JORDAN DIAZ
DIRECTOR OF SPEED & ASSOCIATE
DIRECTOR OF FOOTBALL
PERFORMANCE

1ST SEASON AT GEORGIA TECH
 ALMA MATER: SOUTH CAROLINA, 2014

Jordan Diaz is in his first season as director of speed and associate director of football performance at Georgia Tech.

Diaz joins director of football strength and performance A.J. Artis at Georgia Tech from USF, where Diaz served as an assistant strength and conditioning coach under Artis in 2021 and 2022. With USF, his primary duties included overseeing the speed, agility and conditioning aspects of the Bulls' football program and the use and analysis of the Catapult Sports monitoring system.

Diaz joined Artis at USF after three seasons at Arizona State, where he

began as an assistant coach for football performance in 2018 and 2019 before being promoted to assistant head coach for football performance in 2020. At ASU, he worked with both front-seven and skill athletes, while also monitoring the football weight room nutrition and fueling station.

His experience also includes two years as a personal trainer in his native New Jersey (2016-18) and two years as an intern and graduate assistant in the strength and conditioning program at his alma mater, South Carolina.

Diaz was a fullback and key special teams contributor at South Carolina from 2012-14. He joined the Gamecocks as a walk-on in 2012, earned his first letter in 2013 and was awarded with a scholarship prior to his senior season in 2014. He graduated cum laude from South Carolina with a bachelor's degree in exercise science in 2014 and earned a master's degree in human performance and nutrition with summa cum laude honors from Logan University in 2017.



TYLER SMITH
ASSISTANT DIRECTOR OF FOOTBALL
STRENGTH AND CONDITIONING

1ST SEASON AT GEORGIA TECH
 ALMA MATER:
 SOUTH CAROLINA STATE, 2016

Tyler Smith is in his first season as assistant director of football strength and conditioning at Georgia Tech.

Smith is familiar with Georgia Tech director of football strength and performance A.J. Artis after being a part of Artis' staffs at USF and Tennessee. Smith originally joined Artis as assistant director of football performance at UT in January 2021, then went to USF to be an assistant strength and conditioning under Artis three months later.

Smith's experience at the FBS level also includes stints as a strength and conditioning intern at South Carolina in 2019 and at Duke in 2016. He has also gained extensive experience as head strength and conditioning coach at a trio of high schools — Airport H.S. (West Columbia, S.C. — 2017-18), River Bluff H.S. (Lexington, S.C. — 2018-19) and St. Joseph's Catholic School (Greenville, S.C. — 2020).

Smith played collegiately at South Carolina State, where he served as special teams captain in 2014 and helped lead the Bulldogs to back-to-back Mid-Eastern Athletic Conference championships (2013-14) and an NCAA Division I FCS playoff appearance in 2013.

He graduated from S.C. State with a bachelor's degree in physical activity management in 2016. He and his wife, Kalifa, have a daughter, Ava Noelle.



SEAN BOYLE
PERFORMANCE MANAGER/
ASSISTANT DIRECTOR OF FOOTBALL
STRENGTH AND CONDITIONING

3RD SEASON AT GEORGIA TECH
 ALMA MATER: TEMPLE, 2012

Sean Boyle enters his third year as an assistant strength and conditioning coach for Georgia Tech football. He came to Georgia Tech in 2021 from Colorado State, where he spent 2020 as an assistant strength and conditioning coach. Prior to his one season at Colorado State, he was a graduate assistant strength and conditioning coach at his alma mater, Temple, for the 2019 season. He also has six years of experience as a private personal trainer and performance coach.

Boyle played collegiately at Temple from 2008-13, appearing in 36 games as an offensive lineman and helping lead the Owls to their first bowl berth in 30 years in 2009. He was a member of the Temple and Mid-American Conference academic honor rolls and was named to the Big East Conference all-academic team in 2012.



The brother of Georgia Tech football director of research and analytics Pat Boyle, Boyle earned two degrees from Temple – a bachelor's in kinesiology and exercise science in 2012 and a master's in kinesiology in 2014.



ERRIN JOE

GENERAL MANAGER

5TH SEASON AT GEORGIA TECH

ALMA MATER: GEORGIA TECH, 2014

Georgia Tech letterwinner Errin Joe is in his first season as the Yellow Jackets' general manager.

Joe returned to The Flats after spending the 2022 season as assistant director of player personnel at Alabama, where he helped the Crimson Tide recruit the nation's No. 1-ranked incoming class. During his time at Alabama, he was named one of college football's rising stars in personnel and recruiting staffers by *On3*.

Prior to his 10-month stint at Alabama, Joe was hired as director of recruiting at UConn. He served in the role for two months before joining the Crimson Tide.

From 2018-21, Joe was a member of Georgia Tech's football staff. He came back to Tech in 2018 as a graduate assistant, working with the Yellow Jackets' offensive line. He held that role for three seasons before moving into recruiting as Tech's associate director of player personnel in 2021.

As a student-athlete, Joe started 16 games over his final two seasons at Georgia Tech (2014-15). He headed the final seven games of the 2014 campaign at right tackle, helping anchor an offensive front that led the nation in rushing with a school record 342.1 yards per game and allowed just 0.79 sacks per game, good for second nationally.

He returned to The Flats after spending the 2017 season as quality-control assistant at Florida International University. Following the end of his playing career, he spent the 2016-17 academic year as an English teacher at his high school alma mater, Lake Gibson H.S. in Lakeland, Fla.

Joe needed just three-and-a-half years to earn a bachelor's degree in literature, media and communication from Georgia Tech, graduating in December 2014, and studied economics while completing his final season of athletic eligibility in 2015. He earned master's degree in building construction and facility management from Georgia Tech in 2020.



BEAU DAVIDSON

DIRECTOR OF PLAYER PERSONNEL

1ST SEASON AT GEORGIA TECH

Beau Davidson is in his first season as Georgia Tech's director of player personnel.

Davidson came to Georgia Tech after spending the 2021 and 2022 seasons as director of player personnel at Texas Tech and UConn, respectively.

Prior to his one-year stints at Texas Tech and UConn, Davidson spent four seasons in the Atlantic Coast Conference as a member of the football staff at Virginia Tech (2018-20), including the final two in the Hokies' player personnel department. He was promoted to VT's director of recruiting in 2020.

A three-year letterwinner as a tight end and long snapper at North Texas, Davidson has a dozen years of coaching experience, beginning as a graduate assistant at his alma mater in 2007. At the collegiate level, he has coached at Virginia Tech (2018 – quality control/offense), Howard Payne

(2017 – defensive coordinator), Northeastern State (2009 – defensive line coach/video coordinator) and Trinity Valley Community College (2008 – offensive line/run game coordinator).

He also has extensive experience at the high school level, having coached at four schools in the talent-rich state of Texas from 2010-16 – Deer Park H.S. (2010-11, 2013), Dickinson H.S. (2012), Baytown H.S. (2014-15) and Clear Springs H.S. (2016). He coached secondary, defensive line and offensive line throughout his high school coaching career, and served as the defensive coordinator in his final seasons at both Baytown Sterling and Clear Springs.

Beau and his wife, Leandra, have two daughters, Kate and Emma.



TIM MCFARLIN

DIRECTOR OF HIGH SCHOOL RELATIONS

1ST SEASON AT GEORGIA TECH

Tim McFarlin, one of the most successful football coaches in Georgia high school history, is in his first season as Georgia Tech's director of high school relations.

McFarlin spent 22 seasons as a head coach at three different schools in the Atlanta suburb of Roswell – Roswell H.S. (1998-2007), Blessed Trinity H.S. (2011-20) and Fellowship Christian School (2021-22). He led his teams to four state championships – one at Roswell (2006) and three-straight at Blessed Trinity (2017-19) – making him one of only 15 coaches in Georgia High School Association history to win state titles at two different schools.

In addition to the four state championships, McFarlin's teams compiled 11 region titles and a 216-60-2 overall record (.781), making him the winningest coach in North Fulton County history.

Prior to taking over as head coach at Roswell in 1998, Roswell served for 16 years as an assistant at the school.

McFarlin and his wife, Kay, have been married for 40 years. They have a daughter, Courtney, a son, Will (who played golf at North Georgia), and a grandson, Taylor (Courtney's son with her husband, Jim).



KENYATTA WATSON

DIRECTOR OF SCOUTING

2ND SEASON AT GEORGIA TECH

ALMA MATER:

BOSTON COLLEGE, 1996

Kenyatta Watson, a nationally regarded talent evaluator with deep ties to the Atlanta metro area and the state of Georgia, joined Georgia Tech football's staff as director of scouting in 2022.

Watson came to The Flats from Atlantic Coast Conference rival Florida State, where he served as the Seminoles' director of player relations for for nine months from July 2021-March 2022. In his role at Georgia Tech, he will be heavily involved in the Yellow Jackets' recruiting efforts, evaluating both high school student-athletes and those that have entered the NCAA Transfer Portal. He will also oversee Tech's relationships with professional football scouts.

Prior to joining Florida State's staff in July 2021, Watson spent more than a decade developing youth and high-school football talent in the Atlanta metro area. Most notably, from 2014-18, he served as director of football operations and recruiting for the ultra-successful football program at nearby Grayson H.S. (Loganville, Ga.). During his five years at Grayson, he helped nearly 120 football student-athletes earn collegiate scholarships.

Additionally, he has served as coordinator for the Under Armour Middle School All-American Game and the UA Next Middle School Camp Series,

as well as director of the adidas Middle School Showcase, the Rivals NextGen Showcase, MVP Middle School Showcase and Elite Talent Middle School Football Showcase. His vast resume also includes developing and overseeing the Coach K Middle School Showcase for top sixth-through-eighth graders from across the country in 2017 and founding the Gwinnett Chargers youth football organization in 2010, a nationally prominent program that featured nearly 500 players by its third year.

Watson was a wide receiver/return specialist at Boston College from 1993-96. He caught 93 passes for 1,215 yards, amassed a total of 2,252 return yards and scored eight total touchdowns over the course of 40 games at BC. He remains one of the top punt returners in Big East Conference history, ranking among the league's top 10 all-time with 84 punt returns (second), 816 punt-return yards (sixth) and two punt-return touchdowns (ninth). He led the Big East and ranked second nationally with two punt-return touchdowns as a junior in 1995.

A Deerfield Beach, Fla. native, Watson earned a bachelor's degree in communications with a minor in marketing from Boston College in 1996. His son, Kenyatta II, is a defensive back at Georgia Tech.



AMANDA SKIPWITH
DIRECTOR OF
RECRUITING OPERATIONS

1ST SEASON AT GEORGIA TECH
 ALMA MATER: ALABAMA, 2021

Amanda Skipwith is in her first season as director of recruiting operations at Georgia Tech.

Skipwith comes to Georgia Tech from Alabama, where she served as recruiting operations coordinator in 2022. In her role, she helped the Crimson Tide sign the nation's top-ranked recruiting class.

Skipwith, who graduated from Alabama in December 2021 with a B.S. in exercise science and a minor in biology, served in a variety of roles as a student at UA, including two years as a recruiting logistics and operations student worker for the Crimson Tide football program.

A member of Honors College, Phi Eta Sigma and Alpha Lambda Delta honor societies, Skipwith was a two-time President's List student and three-time Dean's List honoree.

In the community, Skipwith was active in Alabama's Student Recruitment Team, the "Beat Auburn, Beat Hunger" fundraiser, UA for St. Jude and the NAACP.



BROOKS BARRINEAU
DIRECTOR OF RECRUITING

3RD SEASON AT GEORGIA TECH
 ALMA MATER: CLEMSON, 2020

Brooks Barrineau is in his third season with Georgia Tech football and his first as the Yellow Jackets' director of recruiting.

Barrineau came to Georgia Tech as a player personnel intern in February 2021, then was promoted to associate director of player personnel in 2022 before becoming director of recruiting in 2023. Prior to his arrival at Tech, Barrineau attended Clemson, where he was a student assistant in the Tigers' football recruiting office. While at Clemson, he also served as a student assistant with the Tigers' baseball program and was a volunteer at the 2019 NFL Draft.

Barrineau attended nearby Kennesaw State for two years before transferring to Clemson, where he was a dean's list student and earned a bachelor's degree in parks, recreation, tourism and management.



KIMBERLY SMITH
DIRECTOR OF
ON-CAMPUS RECRUITING

1ST SEASON AT GEORGIA TECH
 ALMA MATER: CLEMSON, 2020

Kimberly Smith joined Georgia Tech's football staff as director of on-campus recruiting in 2023.

Smith came to The Flats from Kansas, where she served as director of recruiting operations for two seasons (2021-22). Prior to her two-year stint at KU, she spent two years (2019-20) as an intern at her alma mater, Troy, first in operations, then in recruiting.

She also worked as a recruiting student assistant as an undergraduate at Troy, where she graduated with a B.S. in hospitality, sport and tourism management in 2019.



PATRICK McDONALD
DEFENSIVE RECRUITING
COORDINATOR

1ST SEASON AT GEORGIA TECH
 ALMA MATER: GEORGIA, 2021

Patrick McDonald is in his first season as defensive recruiting coordinator at Georgia Tech.

McDonald came to Tech in 2023 after two years as a player personnel intern at Georgia Southern.

He graduated from Georgia in 2021 with a bachelor's degree in economics.



DONALD HILL-ELEY
CHIEF OF STAFF

2ND SEASON AT GEORGIA TECH
 ALMA MATER: GEORGIA, 2021

Donald Hill-Eley is in his second season as a member of Georgia Tech's football staff and his first as the Yellow Jackets' chief of staff.

He came to Georgia Tech in 2022 as an offensive analyst for the Yellow Jackets, before an in-season promotion to running backs coach. Head coach Brent Key tabbed Hill-Eley as his chief of staff in 2023.

Hill-Eley's extensive coaching resume includes 17 seasons as a head coach at the NCAA Division I level — 12 at Morgan State and five at Alabama State (2017-21). He compiled 80 wins in his 17 seasons as a head coach. At Morgan State, he was named the 2002 Mid-Eastern Athletic Conference Coach of the Year after leading the Bears to a 7-5 record in his first season at the helm and his 59 wins rank third in school history. After taking over at Alabama State midway through the 2017 season, he led the Hornets to a pair of second-place finishes in the Southwestern Athletic Conference East Division (2017 and 2021 spring) and coached the first first-round NFL Draft pick in program history (OL Tytus Howard — 2019).

Hill-Eley's coaching career also includes stints as an assistant at Alabama State (tight ends/special teams — 2015-17), Norfolk State (wide receivers/tight ends/special teams — 2014), Morgan State (offensive coordinator — 2001), Hampton (offensive coordinator — 1997-2000, graduate assistant — 1992-93) and Virginia Union (1991). He also spent three seasons as an assistant coach in the Canadian Football League with the Toronto Argonauts (guest assistant — 1996) and Baltimore Stallions



SUPPORT STAFF

(wide receivers – 1994-95).

Hill-Elley played collegiately at Virginia Union from 1987-90 and graduated from VUJ in 1991. He received a master's degree in counseling from Hampton in 1995 and earned a Ph.D. from Morgan State.

He is married to the former Kelley Butler and is the father of Ayinde, a linebacker at Georgia Tech from 2021-22 and current member of the NFL's Carolina Panthers, and Jacob.



ANTHONY PARKER

DIRECTOR OF PLAYER DEVELOPMENT

5TH SEASON AT GEORGIA TECH
ALMA MATER: TENNESSEE, 2008

Former All-American Anthony Parker joined Georgia Tech's football staff as a defensive analyst in 2019 and moved to the role of director of player development during the 2022 season.

Parker came to The Flats after three seasons as the offensive line coach at Norfolk State (2015-17). His coaching career also includes stints as an offensive quality control assistant at his alma mater, Tennessee (2013-14), and an offensive graduate assistant at Mississippi State (2011-12) and Morgan State (2009-10).

Parker helped Mississippi State reach two bowl games in his two seasons with the Bulldogs and helped lift Tennessee to a berth in the TaxSlayer Bowl following the 2014 season.

He was a four-year letterwinner and three-year starter on the offensive line at Tennessee from 2005-08, primarily at guard. He earned second-team Associated Press All-America recognition as a junior in 2007 and was a two-time all-Southeastern Conference selection (first-team in 2007, second-team in 2008).

A Jonesboro, Ga. native, Parker earned a bachelor's degree in political science and sociology from Tennessee in 2008.



PAT BOYLE

DIRECTOR OF RESEARCH AND ANALYTICS

5TH SEASON AT GEORGIA TECH
ALMA MATER: TEMPLE, 2012

Director of research and analytics Pat Boyle is in his fifth season with Georgia Tech football. In his role, Boyle collects and analyzes data to assist in all aspects of the Yellow Jackets' football program, including practice- and game-planning, in-game strategy and recruiting.

Boyle came to The Flats from Temple, where he spent four seasons on the Owls' football staff — first as a graduate assistant working in operations and strength and conditioning (2015-16) while earning a master's degree in sports business, then as a strategic specialist (2017-18). He also volunteered in TU's weight room during the 2014 campaign.

Boyle was a four-year letterwinner and two-year starter on the offensive line at Temple from 2008-11, earning first-team all-Mid-American Conference recognition as a senior in 2011. He also earned a slew of academic honors, including being named the 2012 PNC Male Student-Athlete of the Year, receiving the 2012 Owl Club Award and being a three-year member of TU's Athletic Director's Honor Roll. He was selected to play in the 2012 NFLPA Collegiate Bowl and played professionally for the NFL's Detroit Lions and Washington Redskins.

A Baltimore, Md. native, Boyle earned bachelor's (2012) and master's (2017) degrees from Temple. He married his wife, Ally, in June 2018 and they have a daughter, Brynn.



JOSH THOMPSON

DIRECTOR OF FOOTBALL OPERATIONS

1ST SEASON AT GEORGIA TECH
ALMA MATER:
APPALACHIAN STATE, 2002

Josh Thompson is in his first season as director of football operations at Georgia Tech.

A veteran director of operations, Thompson previously served as director of football operations at Louisville (2019-22) and assistant athletics director for football and equipment operations at Appalachian State (2014-18). In his nine seasons directing football operations, Thompson's teams have won two conference championships and earned six bowl berths (with five wins).

Prior to becoming assistant A.D. at App State, Thompson served as the Mountaineers' director of team services for five years (2009-14), overseeing the equipment operations for all 20 of the school's varsity sports programs.

Thompson's resume also includes a year as athletic equipment manager at Texas State (2007-08) and two years as a graduate assistant in football equipment operations at Troy (2005-07). He began his professional career as equipment manager, assistant athletics administrator and junior varsity girls basketball coach at Northwestern H.S. in his hometown of Rock Hill, S.C.

Thompson earned a bachelor's degree in recreation management from Appalachian State in 2002 and a master's in sport and fitness management from Troy in 2007. He and his wife, Lindsey, have a son, Jacob.



JON BLAKE

ASSISTANT DIRECTOR OF FOOTBALL OPERATIONS

2ND SEASON AT GEORGIA TECH
ALMA MATER: ARKANSAS, 2015

Jon Blake joined Georgia Tech's football staff as assistant director of football operations in February 2022.

Blake comes to The Flats after serving as assistant director of men's basketball administration at Arkansas since July 2021. Prior to being a part of the basketball staff at Arkansas, he spent more than five years in football operations at Arkansas (graduate assistant – 2016-18), with the National Football League's Miami Dolphins (staff assistant – 2019) and at Southern California (associate director – 2020).

Blake is a three-time graduate of Arkansas with a bachelor's degree in sports management (2015) and master's degrees in sports management (2017) and physical education teaching and coaching (2019). As an undergraduate at Arkansas, he worked in production for three years at KNWA-TV and Fox 24 News in Fayetteville, Ark. (2011-14) and spent one season with the Razorbacks' football video operations department (2014).


KYLER GLOVER
DIRECTOR OF
EXECUTIVE OPERATIONS

 2ND SEASON AT GEORGIA TECH
 ALMA MATER:
 SOUTH CAROLINA, 2019

Kyler Glover is in her second season as a member of Georgia Tech's football staff and her first as director of executive operations.

Glover joined Georgia Tech's football staff as director of on-campus recruiting in February 2022. She came to Tech after serving in the same role at Tennessee during the 2021 season, facilitating official visits and managing communication between coaches and prospective student-athletes. Prior to her one season with the Vols, she spent two years (2019-21) as a recruiting and operations specialist at her alma mater, South Carolina.

Glover graduated from South Carolina in 2019 with a bachelor's degree in sports and entertainment management. As a student, she was an intern in South Carolina athletics' marketing office. After graduating from South Carolina, she briefly served as a postgraduate athletics marketing and development intern at Charleston Southern before returning to her alma mater as a full-time member of the football staff in August 2019. In addition to her internships at South Carolina and Charleston Southern, she also served as a summer football operations intern for the Cam Newton Foundation in Atlanta during the summer of 2018.


DR. ANGELO GALANTE
ASSOCIATE A.D./
SPORTS MEDICINE/
CHIEF MEDICAL OFFICER

 27TH SEASON AT GEORGIA TECH
 ALMA MATER: HEIDELBERG, 1985

Angelo Galante, M.D., head team physician for Georgia Tech football since 1997, was named Tech's first-ever associate athletics director for sports medicine/chief medical officer in 2018.

In his role, Dr. Galante oversees all of Georgia Tech athletics' medical services for student-athletes. He has provided medical care for Georgia Tech student-athletes as team physician, as well as all GT students as a staff physician at the Institute's Stamps Health Services center, since his arrival at Tech in '97.

Prior to coming to Atlanta, Galante served as team physician for the Canisius College ice hockey program (1994-97), the Buffalo Blizzard (professional indoor soccer - 1994-97) and the Buffalo Stampede (professional roller hockey - 1994-95), while also practicing as a family and primary care orthopedic/sports medicine provider in his hometown of Buffalo, N.Y.

Galante was a soccer student-athlete at Heidelberg (Ohio) College, where he graduated with honors in 1985. He went on to attend medical school at Albany (N.Y.) Medical College and served a family practice residency at the University at Buffalo (1990-93) and a sports medicine fellowship at the Hughston Sports Medicine Clinic in Columbus, Ga. (1993-94).

Galante and his wife, Danielle (also from Buffalo), have three children: Faustino, Francesco and Giuliana.


MARK SMITH
HEAD FOOTBALL
ATHLETIC TRAINER

 13TH SEASON AT GEORGIA TECH
 ALMA MATER:
 SUNY-BROCKPORT, 2010

Mark Smith is in his 13th overall season as a member of Georgia Tech's sports medicine staff and his sixth year as the Yellow Jackets' head football athletic trainer. In his role, he oversees the day-to-day care of Georgia Tech's football student-athletes.

He was promoted to head football athletic trainer in 2018 following the retirement of longtime head athletic trainer Jay Shoop.

Smith, who served as a graduate assistant athletic trainer at Georgia Tech from 2010-12, returned to The Flats as an assistant athletic trainer in 2013, following a short stint in the same role at Georgia State. Prior to his time at Georgia State, he completed a year-long internship with the Buffalo Bills.

During his two years as a G.A. at Tech, his duties consisted primarily of working with swimming and diving and assisting with football.

His professional experience also includes a summer internship with the Pittsburgh Steelers in 2010.

Smith is a NATABOC certified athletic trainer and a member of the National Athletic Trainers' Association, Southeast Athletic Trainers' Association, the Georgia Athletic Trainers' Association and he is licensed by the state of Georgia as an athletic trainer.

A native of Rochester, N.Y., Smith earned his bachelor's degree in athletic training from The College at Brockport, a State University of New York in 2010.

He is married to the former Ashley Reid. The couple has two children, Brady and Remy.


LEAH THOMAS
ASSOCIATE A.D./
PERFORMANCE NUTRITION

 20TH SEASON AT GEORGIA TECH
 ALMA MATER: CHATTANOOGA, 1999

Leah Thomas is Georgia Tech's assistant athletics director for performance nutrition.

A member of the Georgia Tech athletics staff since 2003, she came to The Flats as director of nutrition in 2003 and became the director of total person support services and sports dietitian in 2008. She was promoted to assistant A.D. for student-athlete development in 2018 and was elevated to associate A.D. for performance nutrition in July 2022.

As the sports nutritionist, she conducts nutrition counseling and develops meal plans for optimal health and performance for Georgia Tech student-athletes. Additionally, she supplies and maintains the supply of extra supplements and snacks that the student-athletes rely on daily.

Thomas supervised Georgia Tech's Total Person program for over 15 years. Tech's renowned TPP program provides student-athletes with enrichment sessions, community service projects, sports vision services, counseling services, physiology testing and sports nutrition. She also serves as the advisor to the Student-Athletic Advisory Board.

In addition to her work at Georgia Tech, Leah has authored a chapter in the fourth edition of Sports Nutrition: A Guide for the Professional Working with Active People. She also enjoys writing a monthly nutrition column for "Wingfoot", an Atlanta Track Club publication.

A 1999 graduate of the University of Tennessee at Chattanooga with a bachelor's degree in nutrition, she was a top cross country and track competitor for the Mocs. Thomas earned her master's degree in exercise science from Georgia State in 2003. A registered dietitian, she became

SUPPORT STAFF

a board-certified specialist in Sports Dietetics by the American Dietetic Association in 2006.

The Oak Ridge, Tenn., native is a member of the Atlanta Track Club and was a 2004 U.S. Olympic Marathon Trials qualifier and competitor. She and her husband Dwight have three children: Mazie Ruth, Bowen and Marney.



PUNT WINDHAM

ASSISTANT EQUIPMENT MANAGER

21ST SEASON AT GEORGIA TECH
ALMA MATER: GEORGIA TECH, 1994

Georgia Tech alumnus Punt Windham is in his 21st season as assistant equipment manager at his alma mater.

Windham, a certified equipment manager, conducts the day-to-day operations of the football equipment room, including handling and ordering equipment and uniforms, maintenance of equipment and travel logistics. He has been in a full-time role at his alma mater since 2003.

Prior to his return to The Flats, Windham spent eight years at the University of Texas (1995-2002), where he served as the Longhorns' head baseball equipment manager and assistant football equipment manager. He was a part of two College World Series appearances at Texas (2000 and 2002), with the Longhorns winning the national championship in '02.

A Lilburn, Ga. native, Windham graduated from Georgia Tech in 1994 with a bachelor's degree in industrial engineering. He was a student manager for the Yellow Jackets' football team during his time as an undergrad, which included Tech's fourth national championship in 1990.

Windham and wife, Kim, were married in 2010.



KANE IVERS-OSTHUS

ASSISTANT EQUIPMENT MANAGER

5TH SEASON AT GEORGIA TECH
ALMA MATER: FLORIDA, 2016

Kane Ivers-Osthus joined Georgia Tech's athletics equipment staff in 2019. He works directly with the Yellow Jackets' football program.

Ivers-Osthus came to The Flats after two seasons at Temple. He arrived at Temple in January 2017 as a graduate assistant and was promoted to a full-time assistant equipment manager just five months later.

Prior to his two-year stint at Temple, Ivers-Osthus was a student at Florida, where he served as a scholarship student equipment manager for three seasons (2014-16).

In addition to his roles at Georgia Tech, Temple and Florida, the Melbourne, Fla. native also interned in the multimedia department of the New York Collegiate Baseball League's Rome Generals.

Ivers-Osthus is a cancer survivor, having overcome acute promyelocytic leukemia, an aggressive and rare form of blood cancer, during his time at Temple.



TODD MCCARTHY

ASSISTANT A.D./ VIDEO OPERATIONS

26TH SEASON AT GEORGIA TECH
ALMA MATER: VCU, 1992

Todd McCarthy is in his 26th season at Georgia Tech. He was promoted to assistant athletics director for video operations in 2017.

McCarthy, who joined the Tech staff in 1998, handles all practice, game and opponents' video for the football coaching staff while also overseeing the Yellow Jackets' video operations.

McCarthy is a five-time winner of the ACC Video Director of the Year Award (2001, 2003, 2004, 2009 and 2010) and, in 2005, Georgia Tech's video department received the SAVVY Award from the Collegiate Sports Video Association for the nation's top highlight video.

Prior to coming to The Flats, McCarthy spent two years as director of sports video at Pittsburgh (1996-98) and three years (1993-96) in the same capacity at Richmond. He also worked two years as a videographer and editor in the sports department at WRIC-TV, the ABC affiliate in Richmond, Va.

McCarthy earned his bachelor's degree in broadcast communications from Virginia Commonwealth University in 1992. A Richmond, Va. native, McCarthy is married to the former Elizabeth Knupp and they have three children — son Nicholas, born in 2012, and twins, son Micheal and daughter Madison, born in 2016.



JON PALUMBO

EXECUTIVE DEPUTY A.D./ CHIEF OPERATING OFFICER

1ST SEASON AT GEORGIA TECH
ALMA MATER: LaSALLE, 2001

Veteran athletics administrator Jon Palumbo, who has most recently served as athletics director at Texas A&M-Corpus Christi since 2018, joined Georgia Tech's athletics staff as executive deputy athletics director and chief operating officer in November 2022.

In his role, Palumbo serves as Georgia Tech's primary football administrator and oversees other internal operations.

Palumbo comes to The Flats after leading Texas A&M-Corpus Christi to unprecedented achievements during his four years as A.D. (2018-22), including perhaps the most successful year in school history in 2021-22.

The Islanders' 2021-22 highlights included:

- winning a school-record seven Southland Conference championships, including in men's basketball, where Texas A&M-Corpus Christi went from 5-19 in 2020-21 to 23-11 in 2021-22 under first-year head coach Steve Lutz, who led the Islanders to their first NCAA Tournament appearance since 2007;
- claiming the Southland Conference's women's all-sports championship for the first time in school history;
- earning the Southland Conference's Academic Performance Award for the first time in school history (recognizing the conference member with the highest four-year NCAA Academic Progress Rate score;
- student-athletes performing 2,778 hours of community service.

Other achievements during Palumbo's four years at Texas A&M-Corpus Christi include the first women's basketball conference championship in program history in 2019-20, a 17% increase in men's basketball attendance prior to the Covid-19 pandemic, the Islanders' student-athletes earning a 3.0-plus grade point average in every semester of his tenure as A.D. and the completion of an ambitious five-year strategic plan to serve as the blueprint for future success entitled "Making Waves."

Prior to his arrival at Texas A&M-Corpus Christi, Palumbo served as deputy A.D. at VCU from 2012-18. At VCU, he supervised the day-to-day

operations of the athletics department and was the administrator for the Rams' flagship men's basketball program, which made five-straight NCAA Tournament appearances from 2013-17 and sold out every game during Palumbo's six-year stint in Richmond. He also implemented budget management procedures that resulted in five-straight years of surpluses, which were reinvested in capital projects, including the construction of a \$25 million basketball practice facility, a project that Palumbo was involved with during every stage of construction.

Palumbo also owns experience in the ACC, having served as associate A.D. for business at Maryland from 2008-12, where he worked alongside Batt. Palumbo's professional experience also includes stints at American (associate A.D. – 2006-08), William & Mary (business manager – 2003-06) and LaSalle (graduate assistant – 2001-03).

As a student-athlete, Palumbo played baseball at LaSalle, where he was a team captain, member of the Athletics Relations Council and graduated with honors in 2001 with a bachelor's degree in communication in 2001. He went on to earn an MBA from LaSalle in 2003.

Palumbo and his wife, Rachel, have two Australian shepherds, Camden and Dan.



SIMIT SHAH
EXECUTIVE DEPUTY A.D./
CHIEF OPERATING OFFICER
 12TH SEASON AT GEORGIA TECH
 ALMA MATER: GEORGIA TECH, 1999

Simit Shah, a member of Georgia Tech's athletics staff since 2012, serves as Tech's associate athletics director for administration. In his role, he oversees various external initiatives for the athletics department, serves as the primary administrator for men's and women's tennis and the secondary administrator for football.

Shah moved to his current role in 2023, after previously having served as Georgia Tech's assistant athletics director for brand and ideation from 2017-19 and assistant athletics director for special projects from 2019-22. Prior to being promoted to assistant A.D., he spent five years (2012-17) as a digital consultant for Georgia Tech athletics.

Prior to joining Tech's athletics staff, Shah spent 13 years at CNN/Turner, serving as the director of web operations and development for CNN.com. In that role, he contributed to CNN's web coverage for four U.S. presidential elections.

A second-generation Georgia Tech alumnus (his father, Surendra, earned a master's degree from Tech in 1970), Shah graduated in 1999 with a bachelor's degree in computer engineering and served as sports editor of the Technique (student newspaper) during his time as a Tech student. He is an 18-year football and men's basketball season-ticket holder and an Alexander-Tharpe Fund Life Member.

2022 IN REVIEW





TEAM STATISTICS

Table with columns GT and OPP. Rows include SCORING, FIRST DOWNS, RUSHING YARDAGE, PASSING YARDAGE, KICK RETURNS, PUNT RETURNS, INT RETURNS, KICK RETURN AVERAGE, PUNT RETURN AVERAGE, INT RETURN AVERAGE, FUMBLES-LOST, PENALTIES-Yards, PUNTS-Yards, KICKOFFS-Yards, TIME OF POSSESSION, 3RD-DOWN Conversions, 3rd-Down Pct, 4TH-DOWN Conversions, 4th-Down Pct, SACKS BY-Yards, MISC YARDS, TOUCHDOWNS SCORED, FIELD GOALS-ATTEMPTS, ON-SIDE KICKS, RED-ZONE SCORES, RED-ZONE TOUCHDOWNS, PAT-ATTEMPTS, ATTENDANCE.

FINAL RESULTS

Table with columns DATE, OPPONENT, SCORE, OVERALL, ACC, TIME, ATT. Lists game results for Sept. 5 through Nov. 26, including opponents like #4 Clemson, Western Carolina, #17 Ole Miss, etc.

SCORE BY QUARTERS table with columns 1ST, 2ND, 3RD, 4TH, OT, TOTAL. Shows Georgia Tech vs Opponents scores by quarter.

INDIVIDUAL STATISTICS

RUSHING table with columns G, ATT, GAIN, LOSS, NET, AVG, TD, LONG, AVG/G. Lists individual rushing stats for players like Hassan Hall, Dontae Smith, Jeff Sims, etc.

PASSING table with columns G, EFFIC, CMP-ATT-INT, PCT, YDS, TD, LNG, AVG/G. Lists individual passing stats for players like Jeff Sims, Zach Gibson, Zach Pyron, etc.

RECEIVING table with columns G, NO., YDS, AVG, TD, LONG, AVG/G. Lists individual receiving stats for players like Nate McCollum, Hassan Hall, Malachi Carter, etc.

PUNT RETURNS table with columns NO., YDS, AVG, TD, LONG. Lists punt return stats for players like Nate McCollum, Rodney Shelley, Hassan Hall.



DEFENSIVE STATISTICS

DEFENSIVE LEADERS	G-GS	TACKLES			SACKS		PASS DEF			FUMBLES			BLKD	
		SOLO	AST	TOTAL	TFL/YDS	NO-YDS	INT-YDS	BRUP	QBH	RCV-YDS	FF	KICK	SAF	
Ayinde Eley	12-12	57	61	118	9.5-53	3.5-33	.	3	4	2-0	4	.	.	
Charlie Thomas	12-10	71	41	112	10.5-25	2.0-13	2-28	2	3	2-114	2	.	.	
Keion White	12-12	29	25	54	14.0-64	7.5-49	.	1	2	
LaMiles Brooks	12-10	34	18	52	2.5-3	.	3-37	7	.	1-0	.	.	.	
Clayton Powell-Lee	12-6	31	17	48	1.0-3	.	1-1	2	.	3-0	.	.	.	
KJ Wallace	11-9	29	17	46	3.0-22	1.0-9	1-0	1	1	
Myles Sims	12-12	28	15	43	1.0-2	.	1-1	3	
Zamari Walton	12-12	24	12	36	.	.	1--8	6	1	
Kyle Kennard	12-9	19	17	36	4.5-12	2.0-5	.	.	2	
Zeek Biggers	12-0	19	13	32	1.0-2	.	.	1	.	.	.	1	.	
Jaylon King	5-5	19	13	32	1.5-2	.	1--4	1	.	.	1	.	.	
Trenilyas Tatum	12-4	18	13	31	2.5-8	1.0-7	.	.	1	.	1	.	.	
Derrick Allen	12-2	14	15	29	.	.	1-0	1	
D'Quan Douse	12-12	10	16	26	5.5-33	3.5-19	.	.	4	.	2	1	.	
Sylvain Yondjouen	12-1	11	12	23	5.0-15	2.5-8	.	1	1	
Makius Scott	12-12	5	17	22	2.5-9	1.5-7	.	.	1	1-0	.	.	.	
Noah Collins	11-1	10	6	16	2.5-3	.	.	1	.	2-0	.	1	.	
Kyle Kennard	11-9	7	6	13	.	.	.	1	
Akelo Stone	12-0	4	8	12	4.0-7	1.0-2	.	1	1	
Kaleb Edwards	9-0	3	8	11	1	.	.	
Jason Moore	10-0	4	5	9	2.5-14	2.0-13	.	1	1	.	1	.	.	
Demetrius Knight II	4-0	5	4	9	
Rodney Shelley	10-0	4	3	7	
Kenyatta Watson	10-0	4	3	7	
Khari Gee	12-2	2	4	6	1.0-1	0.5-1	.	.	1	
T.K. Chimedza	8-0	1	5	6	
Sirad Bryant	8-0	5	1	5	
Taylor McCawley	12-0	3	1	4	
Josh Robinson	12-0	4	.	4	1.0-6	
Dylan McDuffie	8-2	2	1	3	
Kenny Bennett	3-0	2	1	3	.	.	.	1	1	
Avery Boyd	7-0	1	2	3	
Joe Fusile	10-8	1	1	2	
Henry Freer	11-0	.	2	2	
Kevin Harris	9-1	1	1	2	
Ryan King	11-0	1	.	1	
David Shanahan	12	.	1	1	
Nate McCollum	11-9	1	.	1	1	.	.	
Jordan Williams	12-12	1	.	1	
Peje' Harris	9-4	.	1	1	
Tyson Meiguez	10-0	.	1	1	
Kyle Efford	4-0	.	1	1	
Malik Rutherford	12-1	1	.	1	
Ahmari Harvey	9-0	1	.	1	1-0	.	.	.	
Daylon Gordon	10-0	1	
Total	12	485	388	873	75-286	28-166	11-55	34	24	13-114	12	4	.	
Opponents	12	420	362	782	99.0-378	39-239	9-112	50	32	4-104	7	4	.	



GT/OPPONENT COMPARISON

OPPONENT	SCORE	FIRST DOWNS				RUSHING		PASSING		TOTAL OFFENSE PLAYS-YDS	RETURN YDS	TURN OVERS
		TOTAL	RUSH	PASS	PEN	NUMBER-YARDS	COMP-ATT-INT	YARDS				
Clemson	10-41	13/22	5/7	8/11	0/4	30-73/40-119	23-36-1/23-38-0	164/259	66-237/78-378	8/32	1/1	
WESTERN CAROLINA	35-17	15/26	8/9	6/14	1/3	34-243/40-119	8-17-1/23-34-3	100/271	51-343/75-390	139/82	1/4	
OLE MISS	0-42	13/31	5/20	7/11	1/0	34-53/62-316	18-32-0/12-19-1	161/231	66-214/81-547	-4/87	0/1	
UCF	10-27	22/24	8/16	13/3	1/5	31-124/56-284	21-32-0/8-17-1	314/49	63-438/73-333	87/162	2/2	
Pitt	26-21	17/25	11/9	4/15	2/1	44-232/31-106	11-27-0/26-45-1	102/305	71-334/76-411	47/98	0/3	
DUKE	23-20	24/21	10/6	12/10	2/5	37-180/33-142	24-36-0/20-42-1	232/136	73-412/75-278	22/203	0/1	
VIRGINIA	9-16	13/17	4/6	7/8	2/3	37-56/38-156	16-36-1/20-35-2	146/255	73-202/73-411	29/70	2/4	
Florida St.	16-41	16/32	3/14	12/14	1/4	30-66/43-246	20-31-0/24-39-0	198/396	61-264/82-642	71/59	0/2	
Virginia Tech	28-27	22/20	12/10	7/8	3/2	45-210/39-131	19-32-1/15-27-1	253/166	77-463/66-297	3/254	1/4	
MIAMI (FL)	14-35	23/22	7/12	11/8	5/2	27-129/44-217	24-43-4/14-19-0	234/136	70-363/63-353	30/118	4/0	
North Carolina	21-17	19/16	8/9	11/7	0/0	49-186/33-163	15-23-1/16-30-1	187/202	72-373/63-365	55/58	1/1	
Georgia	14-37	15/18	5/10	9/6	1/2	28-40/41-264	20-36-0/11-20-0	215/143	64-255/61-407	39/101	1/1	
Totals	206-341	212/274	86/128	107/115	19/31	426-1592/500-2263	219-381-9/213-366-11	2306/2549	807-3898/866-4812	526/1324	13/24	

Note: Game totals are displayed in the format TEAM/OPPONENT for each category

OPPONENT	3RD DOWNS	4TH DOWNS	TIME OF POSSESSION	TOP MARGIN	AVG YDS/RUSH	AVG YDS/PASS	AVG YDS/PLAY	PUNTING NO.-AVG	PENALTIES NO.-YDS
WESTERN CAROLINA	5-11 / 6-14	0-0 / 0-1	19:44 / 40:16	-20:32	7.1 / 3.0	5.9 / 7.7	6.7 / 5.2	5-43.0 / 3-42.3	4-50.0 / 7-65.0
OLE MISS	6-18 / 7-15	0-2 / 3-3	29:07 / 30:53	-01:46	1.6 / 5.1	5.0 / 12.2	3.2 / 6.8	9-39.1 / 3-37.0	4-25.0 / 6-55.0
UCF	4-13 / 5-16	0-3 / 2-2	28:12 / 31:48	-03:36	4.0 / 5.1	9.8 / 2.9	7.0 / 4.6	4-31.3 / 3-43.7	8-61.0 / 3-30.0
Pitt	5-17 / 2-12	0-1 / 1-2	31:04 / 28:56	02:08	5.3 / 3.4	3.8 / 6.8	4.7 / 5.4	6-45.5 / 6-38.0	4-43.0 / 12-75.0
DUKE	5-15 / 7-18	0-0 / 1-2	30:04 / 29:56	00:08	4.9 / 4.3	6.4 / 3.2	5.6 / 3.7	6-45.2 / 4-44.3	8-88.0 / 7-75.0
VIRGINIA	6-21 / 2-14	0-1 / 1-3	28:12 / 31:48	-03:36	1.5 / 4.1	4.1 / 7.3	2.8 / 5.6	10-43.0 / 6-35.8	7-56.0 / 10-92.0
Florida St.	2-13 / 9-15	2-4 / 1-2	25:07 / 34:53	-09:46	2.2 / 5.7	6.4 / 10.2	4.3 / 7.8	7-38.0 / 0-0.0	9-107.0 / 13-104.0
Virginia Tech	5-16 / 4-12	1-2 / 0-0	33:12 / 26:48	06:24	4.7 / 3.4	7.9 / 6.1	6.0 / 4.5	7-48.1 / 6-44.8	3-25.0 / 7-55.0
MIAMI (FL)	4-12 / 7-12	1-3 / 0-0	24:14 / 35:46	-11:32	4.8 / 4.9	5.4 / 7.2	5.2 / 5.6	4-34.8 / 5-46.0	4-30.0 / 9-79.0
North Carolina	8-15 / 4-14	0-0 / 2-4	34:27 / 25:33	08:54	3.8 / 4.9	8.1 / 6.7	5.2 / 5.8	5-38.2 / 5-45.2	2-20.0 / 2-25.0
Georgia	3-13 / 6-13	2-5 / 2-2	28:54 / 31:06	-02:12	1.4 / 6.4	6.0 / 7.2	4.0 / 6.7	6-48.2 / 2-43.5	6-32.0 / 6-70.0
Totals	55-180 / 66-171	8-24 / 14-22	341:30 / 378:30	-37:00	3.7 / 4.5	6.1 / 7.0	4.8 / 5.6	77-41.2 / 49-42.1	69-623.0 / 85-735.0

Note: Game totals are displayed in the format TEAM/OPPONENT for each category

GEORGIA TECH IN THE REDZONE (27 OF 38 (71.1%) -- TD PCT: 15 OF 38 (39.5%))

	TIMES IN RZ	TIMES SCORED	TOT PTS	RUSH TDS	PASS TDS	FGS MADE	FAILED TO SCORE			FUMB	HALF	GAME
							FGA	DOWNS	INT			
Clemson	1	1	7	1	0	0	0	0	0	0	0	0
Western Carolina	4	3	21	3	3	0	1	0	0	0	0	0
Ole Miss	1	0	0	0	0	0	0	1	0	0	0	0
at UCF	5	0	0	0	0	0	2	1	0	2	0	0
at Pitt	7	6	26	2	1	1	4	4	1	0	0	0
Duke	4	4	16	1	0	1	3	3	0	0	0	0
Virginia	2	1	3	0	0	0	1	1	0	0	0	0
at Florida State	3	2	9	1	1	0	1	1	1	0	0	0
at Virginia Tech	4	4	15	1	1	0	3	3	0	0	0	0
Miami (Fla.)	3	2	14	2	0	2	0	0	0	0	0	0
at North Carolina	3	3	21	3	3	0	0	0	0	0	0	0
at Georgia	1	1	7	1	1	0	0	0	0	0	0	0
Totals	38	27	139	15	10	5	12	15	4	2	0	0

OPPONENTS IN THE REDZONE (37 OF 46 (80.4%) -- TD PCT: 24 OF 46 (52.2%))

Clemson	7	7	41	5	3	2	2	2	0	0	0	0
Western Carolina	1	1	3	0	0	0	1	1	0	0	0	0
Ole Miss	5	5	35	5	5	0	0	0	0	0	0	0
at UCF	4	3	9	0	0	0	3	3	0	0	0	1
at Pitt	1	1	7	1	0	1	0	0	0	0	0	0
Duke	4	2	10	1	0	1	1	2	0	1	0	0
Virginia	3	2	10	1	1	0	1	2	0	0	0	0
at Florida State	5	4	20	2	2	0	2	2	0	0	1	0
at Virginia Tech	3	2	13	2	2	0	0	0	0	0	1	0
Miami (Fla.)	3	3	22	3	1	2	0	0	0	0	0	0
at North Carolina	5	2	10	1	1	0	1	1	2	1	0	0
at Georgia	5	5	27	3	1	2	2	2	0	0	0	0
Totals	46	37	207	24	16	8	13	15	2	2	2	1

INDIVIDUAL GAME-BY-GAME PASSING

Jeff Sims	C-A-I	PCT	YARDS	TD	LONG	SACK	YDS	EFFIC
Clemson	23-36-1	63.9	164	1	21	2	13	105.8
Western Carolina	8-17-1	47.1	100	0	19	0	0	84.7
Ole Miss	18-32-0	56.3	161	0	38	7	45	98.5
UCF	21-32-0	65.6	314	1	59	4	30	158.4
Pitt	11-26-0	42.3	102	1	33	4	27	88.0
Duke	23-34-0	67.6	227	2	37	1	6	143.1
Virginia	6-11-1	54.5	47	0	23	1	5	72.3
Totals	110-188-3	58.5	1115	5	59	19	126	113.9

Zach Pyron	C-A-I	PCT	YARDS	TD	LONG	SACK	YDS	EFFIC
Florida State	18-28-0	64.4	198	1	32	3	21	135.5
Virginia Tech	19-32-1	59.4	253	1	56	3	25	129.9
Miami (Fla.)	12-22-2	54.5	114	1	42	1	1	94.9
Totals	49-82-3	59.8	565	3	56	7	47	122.4

Dontae Smith	C-A-I	PCT	YARDS	TD	LONG	SACK	YDS	EFFIC
Georgia	1-1-0	100.0	24	1	24	0	0	631.6
Totals	1-1-0	100.0	24	1	24	0	0	631.6

Zach Gibson	C-A-I	PCT	YARDS	TD	LONG	SACK	YDS	EFFIC
Duke	1-2-0	50.0	5	0	5	0	0	71.0
Virginia	10-25-0	40.0	99	0	25	7	45	73.3
Florida State	2-3-0	66.7	0	0	2	1	6	66.7
Miami (Fla.)	12-21-2	57.1	120	1	27	1	3	101.8
North Carolina	13-18-0	72.2	174	0	36	0	0	153.4
Georgia	19-35-0	54.3	191	0	41	3	12	100.1
Totals	57-104-2	54.8	589	1	41	12	66	101.7

Taison Phommachanh	C-A-I	PCT	YARDS	TD	LONG	SACK	YDS	EFFIC
North Carolina	2-5-1	40.0	13	0	13	0	0	21.8
Totals	2-5-1	40.0	13	0	13	0	0	21.8

Nate McCollum	C-A-I	PCT	YARDS	TD	LONG	SACK	YDS	EFFIC
Pitt	0-1-0	0.0	0	0	0	0	0	0.0
Totals	0-1-0	0.0	0	0	0	0	0	0.0

INDIVIDUAL GAME-BY-GAME RUSHING

	No-Yds/TD	CLEM	WCU	OM	UCF	PITT	DUKE	UVA	FSU	VT	MIA	UNC	UGA
Hassan Hall	116-821/1	4-1/0	5-21/0	8-27/0	7-54/0	20-157/0	17-70/0	12-42/0	10-45/0	10-41/0	8-15/0	14-47/1	1-1/0
Dontae Smith	87-420/5	9-30/0	11-102/3	5-22/0	7-37/0	1-0/0	2-17/0	9-34/0	7-16/0	9-85/1	5-27/0	12-16/1	10-34/0
Jeff Sims	87-288/1	13-41/0	8-48/0	16-(2)/0	11-24/0	19-81/1	17-95/0	3-1/0	DNP	DNP	DNP	DNP	DNP
Zach Pyron	35-127/2	DNP	DNP	DNP	DNP	DNP	DNP	DNP	10-5/1	17-66/1	8-66/0	DNP	DNP
Jamie Felix	23-80/0	DNP	DNP	DNP	DNP	DNP	-	DNP	DNP	7-20/0	4-18/0	7-36/0	5-6/0
Zach Gibson	23-14/0	DNP	DNP	DNP	DNP	DNP	-	12-(25)/0	2-(4)/0	DNP	2-3/0	2-9/0	5-3/0
Dylan McDuffie	22-45/1	3-5/0	8-25/1	5-6/0	4-5/0	2-4/0	-	-	-	DNP	DNP	DNP	DNP
Taison Phommachanh	15-56/2	DNP	DNP	DNP	DNP	DNP	DNP	DNP	DNP	DNP	DNP	10-44/1	5-12/1
Nate McCollum	6-56/1	-	2-47/1	-	2-4/0	1-9/0	-	1-14/0	-	-	-	DNP	-
Malachi Carter	2-36/0	1-(4)/0	-	-	-	-	DNP	-	-	-	-	1-40/0	-
Malik Rutherford	1-4/0	-	-	-	-	-	-	1-4/0	-	-	-	-	-
Ryan King	1--3/0	-	-	-	-	DNP	-	-	-	-	-	-	1-(3)/0
David Shanahan	1--13/0	-	-	-	-	-	-	-	-	-	-	-	1-(13)/0

INDIVIDUAL GAME-BY-GAME RECEIVING

	No-Yds/TD	CLEM	WCU	OM	UCF	PITT	DUKE	UVA	FSU	VT	MIA	UNC	UGA
Nate McCollum	60-655/3	6-55/0	1-17/0	5-35/0	6-51/0	3-24/0	8-101/1	5-62/0	5-41/0	7-103/1	8-101/1	DNP	6-65/0
Hassan Hall	28-165/0	3-(3)/0	-	1-5/0	3-40/0	2-4/0	4-6/0	4-37/0	2-0/0	-	5-19/0	4-57/0	-
Malachi Carter	23-342/2	2-24/0	2-22/0	1-18/0	3-89/1	1-5/0	DNP	4-43/0	1-19/0	4-61/0	2-24/0	2-13/0	1-24/1
Malik Rutherford	23-225/0	1-10/0	1-0/0	4-52/0	2-31/0	-	1-(1)/0	2-4/0	1-14/0	-	2-33/0	6-68/0	3-14/0
Dontae Smith	19-125/0	3-16/0	-	1-(5)/0	2-18/0	-	-	2-8/0	3-22/0	2-6/0	2-32/0	4-28/0	-
E.J. Jenkins	17-316/3	3-34/1	1-13/0	1-14/0	2-27/0	2-54/1	2-18/0	-	3-66/1	1-43/0	-	-	2-47/0
Dylan Leonard	11-90/0	DNP	DNP	1-9/0	1-19/0	3-15/0	2-29/0	1-0/0	3-18/0	DNP	-	-	-
Luke Benson	9-85/0	2-9/0	1-19/0	2-19/0	-	-	-	1-11/0	2-18/0	1-9/0	-	-	-
PeJé Harris	6-62/0	-	1-12/0	-	DNP	DNP	DNP	2-21/0	2-6/0	1-23/0	-	-	-
Jamie Felix	6-41/1	DNP	DNP	DNP	DNP	DNP	-	DNP	DNP	-	3-19/1	1-17/0	2-5/0
Leo Blackburn	5-81/1	DNP	DNP	DNP	DNP	DNP	3-49/1	-	-	-	-	-	2-32/0
Dylan McDuffie	5-33/0	3-19/0	-	1-5/0	1-9/0	-	-	-	-	DNP	DNP	DNP	DNP
Ryan King	4-38/0	-	-	1-9/0	-	DNP	3-29/0	-	-	-	-	-	-
Kalani Norris	2-47/0	-	1-17/0	-	1-30/0	DNP	DNP	DNP	DNP	DNP	DNP	DNP	DNP
Jeff Sims	1-1/0	-	-	-	-	-	1-1/0	-	DNP	DNP	DNP	DNP	DNP

INDIVIDUAL GAME-BY-GAME PUNT RETURNS

	No-Yds/TD	CLEM	WCU	OM	UCF	PITT	DUKE	UVA	FSU	VT	MIA	UNC	UGA
Nate McCollum	7-79	1-8	2-43	-	1-17	-	1-9	1-0	-	1-2	-	DNP	-
Rodney Shelley	1-5	-	-	-	-	DNP	DNP	-	-	-	-	1-5	-
Hassan Hall	1-0	-	-	-	-	-	1-0	-	-	-	-	-	-

INDIVIDUAL GAME-BY-GAME KICKOFF RETURNS

	No-Yds/TD	CLEM	WCU	OM	UCF	PITT	DUKE	UVA	FSU	VT	MIA	UNC	UGA
Hassan Hall	9-214	-	3-67	-	2-70	-	1-13	-	-	-	1-14	2-50	-
Malik Rutherford	1-39	-	-	-	-	-	-	-	-	-	-	-	1-39
Kaleb Edwards	1-8	-	-	DNP	DNP	DNP	DNP	-	-	-	1-8	-	-
Dayton Gordon	1-8	-	-	DNP	-	DNP	DNP	-	-	-	1-8	-	-
Nate McCollum	1-4	-	-	-	-	1-4	-	-	-	-	-	DNP	-

INDIVIDUAL GAME-BY-GAME ALL-PURPOSE YARDS

	TOTAL	CLEM	WCU	OM	UCF	PITT	DUKE	UVA	FSU	VT	MIA	UNC	UGA
Hall, H.	900	-2	88	32	164	161	89	79	45	41	48	154	1
McCollum, N.	798	63	107	35	72	23	110	62	55	105	101	DNP	65
Smith, Don.	559	46	102	17	55	-	17	34	38	107	33	48	62
Carter, M.	378	20	22	18	89	5	DNP	43	19	61	24	53	24
Jenkins, EJ	316	34	13	14	27	54	18	-	66	43	-	DNP	47
Sims, J.	289	41	48	-2	28	77	96	1	DNP	DNP	DNP	DNP	DNP
Rutherford, M.	268	10	-	52	31	-	-1	8	14	-	33	68	53
Felix, Jamie	122	DNP	DNP	DNP	DNP	DNP	-	DNP	DNP	20	37	54	11
Pyron, Zach	113	DNP	DNP	DNP	DNP	DNP	DNP	DNP	-19	66	66	DNP	DNP
Leonard, Dylan	90	DNP	DNP	9	19	15	29	-	18	DNP	-	-	-
Benson, L.	85	9	19	19	-	-	-	DNP	11	18	9	-	-
Blackburn, Leo	81	DNP	DNP	DNP	DNP	DNP	49	-	-	-	-	-	32
McDuffie, D.	78	24	25	11	14	4	-	-	-	DNP	DNP	DNP	DNP
Harris, P.	62	-	12	-	DNP	DNP	DNP	-	21	6	23	-	-
Phommachanh, Tai	56	DNP	DNP	DNP	DNP	DNP	DNP	DNP	DNP	DNP	DNP	44	12
Norris, K.	47	-	17	-	30	DNP	DNP	DNP	DNP	DNP	DNP	DNP	DNP
Brooks, M.	37	-	-	-	-	-	-	37	-	-	-	-	-
King, R.	35	-	-	9	-	DNP	29	-	-	DNP	-	-	-3
Thomas, C.	28	-	28	-	-	-	-	-	-	-	-	-	-
Edwards, K.	8	-	-	-	DNP	DNP	DNP	-	-	-	8	-	-
Gordon, D.	8	-	-	DNP	-	DNP	DNP	-	-	-	8	-	-
Shelley, R.	5	-	-	-	-	DNP	DNP	-	-	-	-	5	-
Powell-Lee, C.	1	-	-	-	-	-	-	-	-	1	-	-	-
Sims, M.	1	-	1	-	-	-	-	-	-	-	-	-	-
King, J.	-4	-	-	-4	-	-	DNP	DNP	DNP	DNP	DNP	DNP	DNP
Walton, Z.	-8	-	-	-	-	-	-	-8	-	-	-	-	-
TEAM	-11	-	-	-	-	-1	-2	-	-	-2	-	-6	-
Shanahan, D.	-13	-	-	-	-	-	-	-	-	-	-	-	-13
Gibson, Zach	-14	DNP	DNP	DNP	DNP	DNP	-	-25	-4	DNP	3	9	3

INDIVIDUAL GAME-BY-GAME INTERCEPTIONS

	No.-Yds.	CLEM	WCU	OM	UCF	PITT	DUKE	UVA	FSU	VT	MIA	UNC	UGA
Thomas, C.	2-0	-	2-0	-	-	-	-	-	-	-	-	-	-
Brooks, M.	3-37	-	-	-	1-0	-	-	1-37	-	-	-	1-0	-
Thomas, C.	2-28	-	1-28	-	-	1-0	-	-	-	-	-	-	-
Walton, Z.	1--8	-	-	-	-	-	-	1--8	-	-	-	-	-
Allen, D.	1-0	-	1-0	-	-	-	-	-	-	-	-	-	-
Powell-Lee, C.	1-1	-	-	-	-	-	-	-	-	1-1	-	-	-
Wallace, KJ	1-0	-	-	-	-	-	1-0	-	-	-	-	-	DNP
Sims, M.	1-1	-	1-1	-	-	-	-	-	-	-	-	-	-
King, J.	1--4	-	-	1--4	-	-	DNP	DNP	DNP	DNP	DNP	DNP	DNP

INDIVIDUAL GAME-BY-GAME FUMBLES FORCED

	No.	CLEM	WCU	OM	UCF	PITT	DUKE	UVA	FSU	VT	MIA	UNC	UGA
Domineck, J.	3	-	2	-	1	-	-	DNP	-	-	-	-	-
Eley, A.	4	1	-	1	-	1	-	-	-	-	-	-	1
Douse, D.	2	-	-	-	-	-	-	-	-	1	-	1	-
Thomas, C.	2	-	-	-	1	-	-	-	-	1	-	-	-
Tatum, T.	1	-	-	-	-	-	-	1	-	-	-	-	-
King, J.	1	-	-	-	-	1	DNP	DNP	DNP	DNP	DNP	DNP	DNP
Moore, J.	1	-	-	-	-	-	DNP	DNP	1	-	-	-	-
Edwards, K.	1	-	-	-	DNP	DNP	DNP	1	-	-	-	-	-

INDIVIDUAL GAME-BY-GAME FUMBLES RECOVERED

	No.	CLEM	WCU	OM	UCF	PITT	DUKE	UVA	FSU	VT	MIA	UNC	UGA
Collins, N.	2	-	-	-	-	-	-	1	1	DNP	-	-	-
Powell-Lee, C.	2	-	-	-	-	-	-	-	1	-	-	-	1
Eley, A.	2	1	1	-	-	-	-	-	-	-	-	-	-
Thomas, C.	2	-	-	-	1	-	-	1	-	-	-	-	-
Scott, M.	1	-	-	DNP	-	-	-	-	-	1	-	-	DNP
Brooks, M.	1	-	-	-	-	-	-	1	-	-	-	-	-
Bennett, K.	1	-	DNP	-	-	1	DNP	DNP	DNP	DNP	DNP	DNP	DNP
Harvey, Ahmari	1	DNP	DNP	DNP	-	-	-	1	-	-	-	-	DNP
TEAM	1	-	-	1	-	-	-	-	-	-	-	-	-



INDIVIDUAL GAME-BY-GAME TACKLES

	UA-A	TOTAL	CLEM	WCU	OM	UCF	PITT	DUKE	UVA	FSU	VT	MIA	UNC	UGA
Eley, A.	57-61	118	5-6	6-3	6-6	7-3	8-6	3-6	2-4	3-8	1-3	6-6	5-4	5-6
Thomas, C.	71-41	112	8-2	7-1	3-7	9-1	6-1	5-2	6-3	3-6	10-6	5-6	5-2	4-4
White, K.	29-25	54	3-2	2-3	3-2	4-1	2-1	1-2	6-1	1-1	1-4	1-3	4-3	1-2
Brooks, M.	34-18	52	1-2	1-0	2-3	2-2	2-0	4-0	5-4	3-2	2-2	5-1	4-0	3-2
Powell-Lee, C.	31-17	48	-	-	1-0	1-0	0-1	6-2	3-1	7-7	5-1	5-2	1-2	2-1
Wallace, KJ	29-17	46	1-2	3-2	4-1	3-2	2-1	1-2	2-1	6-3	2-2	1-1	3-0	DNP
Simms, M.	28-15	43	1-3	0-1	4-1	2-0	3-1	3-1	2-1	3-1	4-1	3-2	1-2	2-1
Walton, Z.	24-12	36	1-1	0-2	5-3	5-1	3-0	2-0	1-1	-	1-0	1-2	1-0	5-2
Kennard, K.	19-17	36	1-0	4-1	2-1	1-3	1-1	3-1	1-3	4-1	1-0	1-3	-	0-3
King, J.	19-13	32	3-3	4-2	3-3	5-3	4-2	DNP	DNP	DNP	DNP	DNP	DNP	DNP
Biggers, Z.	19-13	32	1-0	1-1	2-4	1-0	2-2	1-0	1-2	3-0	0-1	2-0	2-1	3-2
Tatum, T.	18-13	31	0-1	4-3	0-1	1-2	4-3	1-0	1-1	1-0	3-0	-	1-0	2-2
Allen, D.	14-15	29	5-3	0-2	2-2	-	1-3	2-0	-	0-5	1-0	-	3-0	-
Douse, D.	10-16	26	0-1	0-1	0-2	2-1	0-1	0-1	1-1	0-2	4-3	1-1	2-0	0-2
Yondjoun, S.	11-12	23	1-0	0-2	1-1	4-0	1-0	0-2	2-0	0-1	-	1-1	1-2	0-3
Scott, M.	5-17	22	1-1	0-1	DNP	1-1	0-2	0-2	0-1	0-2	0-2	0-4	3-1	DNP
Collins, N.	10-6	16	3-1	1-3	2-0	-	1-1	2-1	1-0	-	-	DNP	-	-
Johnson, K.	7-6	13	1-0	0-5	-	1-0	0-1	2-0	-	1-0	-	-	DNP	2-0
Stone, A.	4-8	12	1-0	-	1-0	1-1	0-1	0-1	0-1	1-1	-	0-1	-	0-2
Edwards, K.	3-8	11	0-2	1-1	0-3	DNP	DNP	DNP	2-1	-	0-1	-	-	-
Moore, J.	4-5	9	-	1-0	0-1	-	-	DNP	DNP	1-1	-	1-1	1-0	0-2
Knight II, D.	5-4	9	3-3	-	1-1	1-0	DNP	DNP	DNP	DNP	DNP	DNP	DNP	DNP
Shelley, R.	4-3	7	-	-	0-1	1-0	DNP	DNP	0-1	1-1	2-0	-	-	0-1
Watson, K.	4-3	7	-	-	-	1-0	-	-	DNP	2-3	-	DNP	-	1-0
Gee, K.	2-4	6	-	-	-	-	0-1	1-1	-	0-1	0-1	-	-	1-0
Chimedza, T.K.	1-5	6	1-1	0-1	-	0-1	DNP	0-1	-	-	DNP	0-1	DNP	DNP
Bryant, S.	4-1	5	DNP	1-0	DNP	DNP	DNP	1-0	1-0	-	DNP	1-1	1-0	-
Robinson, J.	4-0	4	-	-	1-0	-	-	-	-	-	2-0	1-0	-	-
McCawley, T.	3-1	4	-	1-1	1-0	-	-	-	-	-	1-0	-	-	-
Boyd, A.	1-2	3	DNP	1-0	-	-	DNP	DNP	DNP	DNP	DNP	-	0-1	0-1
Bennett, K.	2-1	3	-	DNP	-	-	2-1	DNP	DNP	DNP	DNP	DNP	DNP	DNP
McDuffie, D.	2-1	3	-	-	-	-	1-0	1-0	0-1	-	DNP	DNP	DNP	DNP
Harris, K.	1-1	2	1-1	DNP	DNP	-	-	-	-	-	-	DNP	DNP	-
Freer, H.	0-2	2	-	-	0-1	-	-	DNP	-	0-1	0-1	-	-	-
Fusile, J.	1-1	2	-	-	DNP	DNP	DNP	DNP	1-0	DNP	-	DNP	-	0-1
Efford, K.	0-1	1	DNP	DNP	-	-	DNP	-	DNP	DNP	DNP	DNP	DNP	0-1
Shanahan, D.	0-1	1	-	-	-	-	-	0-1	-	-	-	-	-	-
Meiguez, Tyson	0-1	1	DNP	DNP	-	-	-	-	-	0-1	-	-	-	-
Rutherford, M.	1-0	1	-	-	-	-	-	-	-	-	-	-	1-0	-
Williams, J.	1-0	1	DNP	DNP	-	1-0	-	-	-	-	-	DNP	DNP	-
Harvey/Ahmari	1-0	1	DNP	DNP	DNP	-	-	-	-	1-0	-	-	-	DNP
Harris, P.	0-1	1	0-1	-	-	DNP	DNP	DNP	-	-	-	-	-	-
King, R.	1-0	1	-	-	-	1-0	DNP	-	-	-	DNP	-	-	-

INDIVIDUAL GAME-BY-GAME SACKS

	UA-A	TOTAL	CLEM	WCU	OM	UCF	PITT	DUKE	UVA	FSU	VT	MIA	UNC	UGA
White, K.	7-1	7.5	2.0-17	1.0-8	-	1.0-5	-	-	-	-	0.5-0	-	3.0-19	-
Douse, D.	3-1	3.5	-	-	-	-	-	-	-	-	2.5-18	-	1.0-1	-
Eley, A.	3-1	3.5	-	1.0-11	1.0-11	-	1.0-9	0.5-2	-	-	-	-	-	-
Yondjoun, S.	2-1	2.5	-	-	-	1.0-3	1.0-4	0.5-1	-	-	-	-	-	-
Moore, J.	2-0	2.0	-	1.0-7	-	-	-	DNP	DNP	-	-	-	1.0-6	-
Kennard, K.	2-0	2.0	-	-	-	-	-	1.0-1	-	-	1.0-4	-	-	-
Thomas, C.	2-0	2.0	-	1.0-1	-	-	-	-	-	-	1.0-12	-	-	-
Scott, M.	1-1	1.5	-	-	DNP	-	-	0.5-2	-	-	-	-	1.0-5	DNP
Tatum, T.	1-0	1.0	-	-	-	-	-	-	-	1.0-7	-	-	-	-
Stone, A.	1-0	1.0	1.0-2	-	-	-	-	-	-	-	-	-	-	-
Wallace, KJ	1-0	1.0	-	-	-	-	-	-	-	-	-	1.0-9	-	DNP
Gee, K.	0-1	0.5	-	-	-	-	-	0.5-1	-	-	-	-	-	-

INDIVIDUAL GAME-BY-GAME TACKLES FOR LOSS

	UA-A	TOTAL	CLEM	WCU	OM	UCF	PITT	DUKE	UVA	FSU	VT	MIA	UNC	UGA
White, K.	12-4	14.0	2.0-17	1.0-8	0.5-1	2.0-7	-	-	2.0-4	-	0.5-0	1.0-1	4.0-23	1.0-3
Thomas, C.	8-5	10.5	-	2.0-2	1.5-4	1.0-1	-	1.0-1	2.0-3	0.5-0	1.0-12	-	1.5-2	-
Eley, A.	8-3	9.5	-	2.0-15	3.0-14	1.0-1	2.5-20	0.5-2	0.5-1	-	-	-	-	-
Douse, D.	5-1	5.5	-	-	-	-	-	-	1.0-1	-	2.5-18	-	2.0-2	-
Yondjouen, S.	4-2	5.0	1.0-3	-	-	1.0-3	1.0-4	0.5-1	-	-	-	-	1.5-4	-
Kennard, K.	4-1	4.5	1.0-3	1.0-4	-	-	-	1.0-1	-	-	1.0-4	0.5-0	-	-
Stone, A.	4-0	4.0	1.0-2	-	1.0-1	1.0-2	-	-	-	1.0-2	-	-	-	-
Wallace, KJ	3-0	3.0	-	1.0-10	-	-	-	1.0-3	-	-	-	1.0-9	-	DNP
Tatum, T.	2-1	2.5	-	1.0-1	0.5-0	-	-	-	1.0-7	-	-	-	-	-
Moore, J.	2-1	2.5	-	1.0-7	-	-	-	DNP	DNP	0.5-1	-	-	1.0-6	-
Collins, N.	2-1	2.5	-	0.5-0	2.0-3	-	-	-	-	-	-	DNP	-	-
Brooks, M.	2-1	2.5	-	-	-	-	-	-	1.5-2	-	-	-	1.0-1	-
Scott, M.	1-3	2.5	-	0.5-1	DNP	-	-	0.5-2	-	-	-	0.5-1	1.0-5	DNP
King, J.	1-1	1.5	-	-	0.5-0	-	1.0-2	DNP	DNP	DNP	DNP	DNP	DNP	DNP
Powell-Lee, C.	1-0	1.0	-	-	-	-	-	-	-	-	-	-	-	1.0-3
Sims, M.	1-0	1.0	-	-	1.0-2	-	-	-	-	-	-	-	-	-
Edwards, K.	1-0	1.0	-	-	-	DNP	DNP	DNP	1.0-4	-	-	-	-	-
Gee, K.	0-2	1.0	-	-	-	-	0.5-0	0.5-1	-	-	-	-	-	-
Bryant, S.	1-0	1.0	DNP	1.0-10	DNP	DNP	DNP	-	-	-	DNP	-	-	-
Biggers, Z.	1-0	1.0	-	-	1.0-2	-	-	-	-	-	-	-	-	-
Robinson, J.	1-0	1.0	-	-	1.0-6	-	-	-	-	-	-	-	-	-



GEORGIA TECH SCORING DRIVES

Table with columns: QTR, TD, FG, PLAYERS, PLAY, PL, YDS, TIME. Rows include teams like CLEM, WCU, UCF, Pitt, DUKE, UVA, FSU, VT, MIA, UNC, UGA.

OPPONENTS SCORING DRIVES

Table with columns: QTR, TD, FG, PLAYERS, PLAY, PL, YDS, TIME. Rows include teams like CLEM, WCU, MISS, UCF, Pitt, Duke, UVA, FSU, VT, MIA, UNC, UGA.

TOUCHDOWN DRIVE SUMMARY

Summary table with columns: GT, OPP. Rows include TD plays of 20-plus yards, TD plays of 50-plus yards, etc.

does not include special teams or defensive touchdowns

GEORGIA TECH BIG PLAYS (20+ YARDS)

NO. OPP.	PLAYER(S)	PLAY	* Touchdown	
			DOWN-DIST.	YDS.
1. CLEM	Carter from Sims	Pass	2-10	21
2. WCU	Dontae Smith	Rush	2-1	51*
	Nate McCollum	Rush	2-9	40*
	Nate McCollum	Punt Return		29
	Hassan Hall	KO Return		28
	Charlie Thomas	INT Return		28
	Jeff Sims	Rush	2-3	21
3. Ole Miss	Hassan Hall	KO Return		21
	Rutherford from Sims	Pass	1-10	38
	Carter from Sims	Pass	1-10	59*
	Hassan Hall	KO Return		41
	Norris from Sims	Pass	1-10	30
	Rutherford from Sims	Pass	3-10	29
4. UCF	Hassan Hall	KO Return		29
	McCollum from Sims	Pass	1-10	26
	Carter from Sims	Pass	1-10	26
	Hassan Hall	Rush	1-10	23
	Dontae Smith	Rush	2-10	21
	Hassan Hall	Rush	1-10	63
	Charlie Thomas	FUM Return		43
	Jeff Sims	Rush	1-10	42
5. Pitt	Jenkins from Sims	Pass	2-11	33
	Hassan Hall	Rush	1-10	25
	Jenkins from Sims	Pass	2-12	21*
	Blackburn from Sims	Pass	2-2	37*
	King from Sims	Pass	1-10	25
6. Duke	McCollum from Sims	Pass	1-10	21
	LaMiles Brooks	INT Return		37*
	McCollum from Gibson	Pass	1-10	25
7. Virginia	Carter from Sims	Pass	3-5	23
	Charlie Thomas	FUM Return		71
	Jenkins from Pyron	Pass	3-13	32*
8. FSU	Jenkins from Pyron	Pass	1-10	28
	McCollum from Pyron	Pass	1-10	56*
	Jenkins from Pyron	Pass	1-10	43
9. VT	Dontae Smith	Rush	2-10	29*
	Dontae Smith	Rush	4-1	28
	Carter from Pyron	Pass	3-10	25
	Carter from Pyron	Pass	3-9	21
	McCollum from Pyron	Pass	3-19	20

NO. OPP.	PLAYER(S)	PLAY	DOWN-DIST.	YDS.
10. Miami	McCullum from Pyron	Pass	1-10	42
	Rutherford from Gibson	Pass	1-10	27
	Dontae Smith	Rush	1-10	23
	Harris from Gibson	Pass	1-10	23
11. UNC	Malachi Carter	Rush	2-3	40
	Hall from Gibson	Pass	1-10	36
	Hassan Hall	KO Return		34
	Smith from Gibson	Pass	1-10	24
	Rutherford from Gibson	Pass	3-5	21
	Rutherford from Gibson	Pass	1-10	20
12. UGA	Jenkins from Gibson	Pass	2-4	41
	Maik Rutherford	KO Return		39
	McCullum from Gibson	Pass	4-9	34
	Carter from Smith	Pass	4-1	24*
	Blackburn from Gibson	Pass	1-10	22

POINTS OFF GEORGIA TECH TAKEAWAYS

NO. OPP.	QTR	TURN OVER	DEFENDER(S)	LED TO	PTS.
					OFF
1. CLEM	2nd	FUM	Ayinde Eley (F) (R)	Punt	0
2. WCU	2nd	INT	Derrick Allen	TD	7
3.	2nd	INT	Myles Sims	TD	7
4.	2nd	FUM	Ayinde Eley (R)	INT	0
5.	4th	INT	Charlie Thomas	Missed FG	0
6. MISS	2nd	INT	Jaylon King	Halftime	0
7. UCF	1st	INT	LaMiles Brooks	Punt	0
8.	3rd	FUM	Nate McCollum (F)	TB	0
9. PITT	3rd	FUM	Jaylon King (F); Charlie Thomas (R)	FG	3
10.	3rd	INT	Charlie Thomas	FG	3
11.	4th	FUM	Ayinde Eley (F); Clayton Powell-Lee (R)	TD	7
12. DUKE	3rd	INT	K.J. Wallace	Punt	0
13. UVA	1st	FUM	T. Tatum (F); L. Brooks (R)	INT	0
14.	1st	INT	LaMiles Brooks	TD*	7
15.	2nd	INT	Zamari Walton	Punt	0
16.	4th	FUM	K. Edwards (F); A. Harvey (R)	Punt	0
17. FSU	1st	FUM	Charlie Thomas (R)	FG	3
18.	2nd	FUM	J. Moore (F); N. Collins (R)	Punt	0
19. VT	1st	FUM	Noah Collins	FG	3
20.	4th	FUM	D. Douse (F); M. Scott (R)	TD	6
21.	4th	INT	Clayton Powell-Lee	TD	6
22.	4th	FUM	C. Thomas (F); Powell-Lee (R)	Game	0
23. UNC	3rd	INT	LaMiles Brooks	TD	7
24. UGA	4th	FUM	A. Eley (F); Powell-Lee (R)	TD	7

* Defensive touchdown

Points 66

POINTS OFF GEORGIA TECH GIVEAWAYS

NO. OPP.	QTR	TURN OVER	OFFENSIVE PLAYER	LED TO	PTS.
					OFF
1. CLEM	1	INT	Jeff Sims	Punt	0
2. WCU	3	INT	Jeff Sims	Punt	0
3. UCF	3	Fumble	Jeff Sims	Touchback	0
4. UCF	4	Fumble	Nate McCollum	FG	3
5. UVA	1	INT	Jeff Sims	INT	0
6. UVA	3	Fumble	Zach Gibson	FG	3
7. VT	3	INT	Zach Pyron	INT	7*
8. MIA	1	INT	Zach Pyron	Punt	0
9. MIA	3	INT	Zach Pyron	Punt	0
10. MIA	4	INT	Zach Gibson	TD	7
11. MIA	4	INT	Zach Gibson	TD	7*
12. UNC	3	INT	Taisun Phommachanh	Downs	0
13. UGA	3	FUM	Jamie Felix	FG	3

* Defensive touchdown

Points

30



OPPONENT BIG PLAYS (20+ YARDS)

* Touchdown

NO. OPP.	PLAYER(S)	PLAY	DOWN-DIST.	YDS.	NO. OPP.	PLAYER(S)	PLAY	DOWN-DIST.	YDS.
1. CLEM	Allen from Ulagalelei	Pass		29	7. Virginia	Wicks from Armstrong	Pass	1-10	44*
	Collins from Ulagalelei	Pass		26		B. Armstrong	Rush	2-1	43
	Collins from Ulagalelei	Pass		22		Wicks from Armstrong	Pass	2-8	37
	Taylor from Klubnik	Pass		20		Davis, Jr. from Armstrong	Pass	1-10	31
						Thompson from Armstrong	Pass	1-10	31
2. WCU	Home from Davis	Pass	1-10	49*	D. Staring	KO Return		24	
	Reid from Dvais	Pass	3-10	30	B. Kemp	Punt Return		22	
	T. Horne	KO Return		22	Thompson from Armstrong	Pass	2-7	22	
	A. Colombo	Punt Return		22	8. FSU	J. Wilson from J. Travis	Pass	2-9	78*
	Keigley from Davis	Pass	1-10	22*		L. Toafili from J. Travis	Pass	2-22	62*
	Lee from Davis	Pass	3-3	21		J. Douglas from J. Travis	Pass	1-10	27
	S. Dukes	KO Return		20		T. Benson	Rush	1-10	27
				O. Wilson from J. Travis		Pass	3-16	24	
3. Ole Miss	Watkins from Dart	Pass	1-10	38	J. Wilson from J. Travis	Pass	3-12	24	
	Q. Judkins	Rush	1-10	36	J. Douglas from J. Travis	Pass	1-10	24*	
	Mingo from Dart	Pass	1-10	33	M. Pittman	Punt Return		23	
	Mingo from Dart	Pass	1-10	27	T. Benson	Rush	1-10	22	
	Z. Evans	Rush	2-7	26*	L. Toafili	Rush	1-10	20	
	Heath from Dart	Pass	1-10	25	9. VT	T. Holloway	Punt Return		90*
	Heath from Dart	Pass	1-10	24		T. Holloway	Punt Return		29
	D. Wade	KO Return		23		Smith from Wells	Pass	3-5	26
	J. Watkins	Punt Return		22		Smith from Wells	Pass	1-10	24
	Henry from Atmyer	Pass	2-11	22		C. Beck	KO Return		24
	Z. Evans	Rush	1-10	20	C. Beck	KO Return		20	
	J. Dart	Rush	3-16	20	10. Miami	K. Kinchens	INT Return		99*
4. UCF	T. Morris-Brash	Fumble Return		89		J. Knighton	Rush	1-10	25
	X. Townsend	Punt Return		31		J. Brown	Rush	2-10	24
	J. Plumlee	Rush	1-10	28*		Ladson, Jr. from Brown	Pass	2-15	23
	J. Richardson	KO Return		25		Mallory from Brown	Pass	1-10	22*
	Bowser from Plumlee	Pass	1-10	22	11. UNC	E. Green	Rush	1-10	80*
5. Pitt	C. Fiemister	KO Return		31		Nesbit from Maye	Pass	2-10	36
	Wayne from Slovis	Pass	2-10	30		Blackwell from Maye	Pass	1-10	33
	Bartholomew from Slovis	Pass	1-10	29*		G. Pettaway	KO Return		31
	Bradley from Slovis	Pass	2-5	26*		Downs from Maye	Pass	3-9	25
	I. Abanikanda	KO Return		21		Nesbit from Maye	Pass	3-5	25
	C. Fiemister	KO Return		20		Blackwell from Maye	Pass	1-10	21
	Wayne from Slovis	Pass	2-10	20	O. Hampton	Rush	2-6	21	
6. Duke	S. Hagans	Punt Return		81*	12. UGA	McIntosh from Bennett	Pass	1-10	83
	S. Hagans	Punt Return		40		K. McIntosh	Rush	1-10	45
	J. Stinson	KO Return		25		K. Milton	Rush	2-5	44*
	Robertson from Leonard	Pass	4-2	22		L. McKonkey	PR Return		39
	J. Moore	Rush	2-5	21		K. Jackson	KO Return		27
	J. Robertson	KO Return		20		M. Mews	PR Return		21

BIG PLAYS FROM SCRIMMAGE SUMMARY

RUSH/CATCH	20-29	30-39	40-49	50-59	60-69	70-79	80-89	90-99	TOTAL
Nate McCollum	4 (0/4)	1 (0/1)	2 (1/1)	1 (0/1)	-	-	-	-	8
Malachi Carter	6 (0/6)	-	1 (1/0)	1 (0/1)	-	-	-	-	8
Dontae Smith	5 (4/1)	-	-	1 (1/0)	-	-	-	-	6
E.J. Jenkins	2 (0/2)	2 (0/2)	2 (0/2)	-	-	-	-	-	6
Hassan Hall	2 (2/0)	1 (0/1)	-	-	1 (1/0)	-	-	-	4
Malik Rutherford	3 (0/3)	1 (0/1)	-	-	-	-	-	-	4
Kalani Norris	1 (0/1)	1 (0/1)	-	-	-	-	-	-	2
Jeff Sims	1 (1/0)	-	1 (1/0)	-	-	-	-	-	2
Leo Blackburn	1 (0/1)	1 (0/1)	-	-	-	-	-	-	2
Ryan King	1 (0/1)	-	-	-	-	-	-	-	1
Peje Harris	1 (0/1)	-	-	-	-	-	-	-	1
Totals	27 (7/20)	7 (0/7)	6 (3/3)	3 (1/2)	1 (1/0)	-	-	-	44
Opponents	37 (11/26)	10 (1/9)	5 (3/2)	-	1 (0/1)	1 (0/1)	2 (1/1)	-	56
PASSING	20-29	30-39	40-49	50-59	60-69	70-79	80-89	90-99	TOTAL
Jeff Sims	8	4	-	1	-	-	-	-	13
Zach Pyron	4	1	2	1	-	-	-	-	8
Zach Gibson	7	2	1	-	-	-	-	-	10
Dontae Smith	1	-	-	-	-	-	-	-	1
Totals	20	7	3	2	-	-	-	-	32
Opponents	26	9	2	-	1	1	1	-	40

OFFENSIVE

STARTERS	QB	RB	WR	WR	WR	TE	LT	LG	C	RG	RT
Clemson	Sims	McDuffie	Jenkins	McCollum	Harris*	Benson	Robinson II	Vaipulu	Franklin	Fusile	Williams
Western Carolina	Sims	McDuffie	Jenkins	Carter	Harris*	Benson	Robinson II	Quick	Franklin	Fusile	Williams
Ole Miss	Sims	Smith	Jenkins	Carter	Harris*	Benson	Robinson II	Quick	Franklin	Fusile	Williams
UCF	Sims	Smith	Jenkins	Carter	McCollum	Leonard	Robinson II	Vaipulu	Franklin	Fusile	Williams
Pitt	Sims	Hall	Jenkins	Carter	McCollum	Leonard	Robinson II	Quick	Franklin	Fusile	Williams
Duke	Sims	Hall	Jenkins	BlackStrain	McCollum	Leonard	Robinson II	Quick	Franklin	Vaipulu	Williams
Virginia	Sims	Hall	Jenkins	Carter	McCollum	Leonard	Robinson II	Quick	Franklin	Fusile	Williams
Florida State	Gibson	Hall	Jenkins	Carter	McCollum	Leonard	Robinson II	Vaipulu	Franklin	Fusile	Williams
Virginia Tech	Pyron	Hall	Jenkins	Carter	McCollum	Benson	Robinson II	Fusile	Franklin	Williams	Leftwich
Miami (Fla.)	Pyron	Hall	Blackburn	Carter	McCollum	Leonard	Robinson II	Quick	Franklin	Williams	Leftwich
North Carolina	Gibson	Smith	Jenkins	Carter	Rutherford	Leonard	Robinson II	Quick	Franklin	Williams	Leftwich
Georgia	Gibson	Smith	Jenkins	Carter	McCollum	Leonard	Robinson II	Quick	Franklin	Williams	Leftwich

*WR TE #RB

DEFENSIVE

STARTERS	DE	DT	DT	DE	LB	LB	S	S	S	CB	CB
Clemson	White	Douse	Scott	Collins	Eley	Thomas	King	Allen	Wallace	Sims	Walton
Western Carolina	White	Douse	Scott	Kennard	Tatum	Eley	King	Allen	Wallace	Sims	Walton
Ole Miss	White	Douse	Scott	Kennard	Eley	Thomas	King	Brooks	Wallace	Sims	Walton
UCF	White	Douse	Scott	Kennard	Eley	Thomas	King	Brooks	Tatum@	Sims	Walton
Pitt	White	Douse	Scott	Yondjouen	Eley	Thomas	King	Brooks	Gee	Sims	Walton
Duke	White	Douse	Scott	Kennard	Eley	Thomas	Powell-Lee	Brooks	Wallace	Sims	Walton
Virginia	White	Douse	Scott	Kennard	Eley	Thomas	Powell-Lee	Brooks	Wallace	Sims	Walton
Florida State	White	Douse	Scott	Kennard	Eley	Thomas	Powell-Lee	Brooks	Wallace	Sims	Walton
Virginia Tech	White	Douse	Scott	Kennard	Eley	Thomas	Gee	Brooks	Wallace	Sims	Walton
Miami (Fla.)	White	Douse	Scott	Kennard	Eley	Thomas	Powell-Lee	Brooks	Wallace	Sims	Walton
North Carolina	White	Douse	Scott	Harris	Eley	Thomas	Powell-Lee	Brooks	Wallace	Sims	Walton
Georgia	White	Douse	Scott	Kennard	Eley	Thomas	Tatum@	Powell-Lee	Brooks	Sims	Walton

(N) = Nickel ^ DL # DE @ LB * Safety

GAME INFORMATION

	TECH CAPTAINS	COIN TOSS	GT KO/ REC.	GT 1ST OFF. PLAY	GT 1ST POSS.	OPP. 1ST POSS.	KICKOFF TIME	GAME LENGTH	GT HELMET	GT JERSEY	GT PANTS
Clemson	Eley, J. Sims, King	CLEM	Rec.	Sims pass INT	INT	Punt	8:05	3:25	Gold	Blue/White	Blue/Gold
WCU	Walton, Carter, White	WCU	Rec.	Sims pass 12 Harris	Punt	TD	7:01	3:07	White	White/Gold	White/Gold
Ole Miss	Thomas, Smith, M. Sims	MISS	KO	Smith rush 6	Punt	TD	3:36	3:08	Gold	Gold/White	White/Gold
UCF	Knight, Leonard, Yondjouen	GT	KO	Smith rush 1	Punt	TD	4:01	3:20	White	White/Gold	White/Gold
Pitt	Eley, McCollum	GT	Rec.	Sims pass INC McCollum	FG	Punt	8:05	3:33	White	White/Gold	Gold/Blue
Duke	Williams, Stewart, Douse	GT	Rec.	Sims pass 15 Leonard	Punt	Punt	4:03	3:27	White	Gold/Blue	White/Gold
Virginia	Lay, Harris, Brooks	UVA	Rec.	Sims pass 5 McCollum	Punt	Fumble	7:35	3:43	Gold	Blue/White	Gold/Blue
FSU	Thomas, Eley, Walton	FSU	Rec.	Gibson pass 2 Hall	Punt	Downs	12:04	3:22	Gold	White/Gold	Blue/Gold
VT	Eley, Carter	VT	Rec.	Pyron sacked 5 yards	Punt	Punt	12:33	3:25	Gold	White/Gold	White/Gold
Miami (Fla.)	Williams, White	GT	KO	Pyron pass INC	Punt	TD	3:33	3:13	White	White/Gold	White/Gold
UNC	Franklin, Scott, McCollum, Brooks	UNC	Rec.	Smith rush 2	Punt	TD	5:36	3:16	White	White/Gold	Blue/Gold
Georgia	Thomas, Carter, Eley	UGA	Rec.	Smith rush 4	TD	Punt	12:03	3:32	Gold	White/Gold	Blue/Gold

* touchdown



2022 GAME PARTICIPATION

Table with columns: #, Player, GP-GS, CU, WCU, OM, UCF, UP, DU, UVa, FSU, VT, UM, UNC, UGa. Rows list players and their participation in various games.

CAREER STARTS

Table with columns: NAME, '18, '19, '20, '21, '22 TOT. CONS. Rows list players and their career start statistics.

CAREER GAMES

Table with columns: NAME, '18, '19, '20, '21, '22 TOT. CONS. Rows list players and their career game statistics.



CAREER GAMES (CON'T)

NAME	'18	'19	'20	'21	'22	TOT.	CONS.
M. Scott	-	-	-	11	12	23	12
J. Robinson	-	-	-	10	12	22	13
T. Tatum	-	-	-	10	12	22	12
Z. Biggers	-	-	-	9	12	21	12
K. Harris	-	-	-	12	9	21	2
M. Maye	-	10	2	5	4	21	-
A. Stone	-	-	6	3	12	21	12
K. Edwards	-	-	-	10	9	19	6
N. Collins	-	-	-	7	11	18	2
P. Vaipulu	-	-	1	8	9	18	-
K. Watson	-	-	-	6	10	16	2
W. Franklin	-	-	-	5	12	17	13
T. Miguez	-	-	-	7	-	10	17
K. White	-	-	-	4	12	16	16
A. Boyd	-	-	2	6	7	15	3
H. Freer	-	-	-	4	11	15	6
J. Kelley	-	-	5	4	6	15	-
M. Rutherford	-	-	-	3	12	15	12
K. Gee	-	-	-	-	12	12	12
H. Hall	-	-	-	-	12	12	12
E.J. Jenkins	-	-	-	-	12	12	12
C. Powell-Lee	-	-	-	-	12	12	12
C. Robinson II	-	-	-	-	12	12	12
K.J. Wallace	-	-	-	-	12	12	12
L. Benson	-	-	-	-	11	11	5
J. Haynes	-	-	-	2	9	11	2
C. Miller	-	-	7	4	-	11	-
P. Quick	-	-	-	-	11	11	3
J. Fusile	-	-	-	-	10	10	2
R. Shelley	-	-	-	-	10	10	6
J. Moore	-	-	-	-	10	10	5
D. Gordon	-	-	-	-	10	10	8
A. Harvey	-	-	-	-	9	9	-
Ja. Huff	-	-	3	6	-	9	-
D. McDuffie	-	-	-	-	9	9	-
L. Blackburn	-	-	-	-	6	6	6
G. Carroll	-	-	-	-	7	7	1
J. Felix	-	-	-	-	5	5	3
Z. Gibson	-	-	-	-	6	6	3
Z. Byron	-	-	-	-	3	3	-
K. Bennett	-	-	-	-	3	3	-
B. Best	-	-	-	-	4	4	2
T. Gibson	-	-	-	-	2	2	-
W. Scissum	-	-	-	1	-	1	-

2022 GAME PARTICIPATION (CON'T)

##	Player	GP-GS	CU	WCU	OM	UCF	UP	DU	UVa	FSU	VT	UM	UNC	UGa
37	Harrison Peyton	1/0	...	XXX
38	Connor Mack	1/0
39	Englan Williams	0/0
39	Tyler Rowe	0/0
40	Treniylas Tatum	12/4	XXX	START	XXX	START	START	XXX	XXX	XXX	XXX	XXX	XXX	START
42	Ben Hollerbach	0/0
43	Noah Collins	11/1	START	XXX	XXX	XXX	XXX	XXX	XXX	XXX	XXX	XXX	XXX	XXX
43	David Shanahan	12/0	XXX	XXX	XXX	XXX	XXX	XXX	XXX	XXX	XXX	XXX	XXX	XXX
44	Kyle Efford	4/0	XXX	XXX	...	XXX	XXX
46	Henry Freer	11/0	XXX	XXX	XXX	XXX	XXX	...	XXX	XXX	XXX	XXX	XXX	XXX
46	Tyler Morehead	0/0
47	Anthony Minella	0/0
48	Trent Davis	0/0
49	Grey Carroll	7/0	...	XXX	XXX	XXX	XXX	XXX	XXX	XXX
52	Cade Long	2/0	XXX	XXX
52	R.J. Adams	0/0
53	Lucas Buffkin	0/0
54	Jordan Williams	12/12	START	START	START	START	START	START	START	START	START	START	START	START
55	Corey Robinson II	12/12	START	START	START	START	START	START	START	START	START	START	START	START
55	Horace Lockett	3/0	XXX	...	XXX	XXX
56	K.J. Miles	0/0
57	Paul Tchio	2/0	XXX	...	XXX
58	Brandon Best	4/0	XXX	XXX	...	XXX	XXX
59	Will Scissum	0/0
60	Paula Vaipulu	9/4	START	XXX	XXX	START	XXX	START	XXX	START	XXX	...
61	Michael Maye	4/0	XXX	...	XXX	XXX	XXX
62	Cade Kootsouradis	0/0
64	Ryan Purves	0/0
67	Joe Fusile	10/8	START	START	START	START	START	...	START	START	START	...	XXX	XXX
70	Bobby Mooney	0/0
71	Pierce Quick	11/8	XXX	START	START	XXX	START	START	START	XXX	...	START	START	START
72	Weston Franklin	12/12	START	START	START	START	START	START	START	START	START	START	START	START
74	Tyler Gibson	2/0	XXX	XXX
75	Jakiah Leftwich	10/4	XXX	XXX	XXX	...	XXX	XXX	XXX	...	START	START	START	START
76	Wing Green	0/0
79	William Lay III	9/0	XXX	XXX	XXX	XXX	XXX	XXX	XXX	XXX	XXX	...
81	Luke Benson	12/4	START	START	START	XXX	XXX	XXX	XXX	XXX	START	XXX	XXX	XXX
82	Josh Sexton	0/0
83	Stone Bonner	0/0
84	Chris Miller	0/0
85	Billy Ward	12/0	XXX	XXX	XXX	XXX	XXX	XXX	XXX	XXX	XXX	XXX	XXX	XXX
87	Ben Wilhelm	0/0
87	Jude Kelley	6/0	XXX	XXX	XXX	XXX	XXX	...	XXX
88	Gavin Stewart	10/0	XXX	XXX	XXX	XXX	XXX	XXX	XXX	XXX	XXX	XXX
88	Zeek Biggers	12/0	XXX	XXX	XXX	XXX	XXX	XXX	XXX	XXX	XXX	XXX	XXX	XXX
89	Ben Postma	1/0	...	XXX
90	Daniel Carson	0/0
91	Jalen McDonald	0/0
92	Ty Thompson	0/0
93	Aidan Birr	0/0
93	Jaaymen Rochell	0/0
94	Chase Sippola	0/0
95	Jason Moore	10/0	XXX	XXX	XXX	XXX	XXX	XXX	XXX	XXX	XXX	XXX
97	Akelo Stone	12/0	XXX	XXX	XXX	XXX	XXX	XXX	XXX	XXX	XXX	XXX	XXX	XXX
99	D'Quan Douse	12/12	START	START	START	START	START	START	START	START	START	START	START	START



GEORGIA TECH INDIVIDUAL GAME HIGHS

Table listing individual game highs for Georgia Tech players across various categories like Rushes, Yards Rushing, TD Rushes, Pass attempts, etc.

GEORGIA TECH TEAM GAME HIGHS

Table listing team game highs for Georgia Tech across various categories like Rushes, Yards Rushing, Yards Per Rush, etc.

OPPONENT INDIVIDUAL GAME HIGHS

Table listing individual game highs for opponents across various categories like Rushes, Yards Rushing, TD Rushes, etc.

OPPONENT TEAM GAME HIGHS

Table listing team game highs for opponents across various categories like Rushes, Yards Rushing, Yards Per Play, etc.

TEAM

TEAM	GEORGIA TECH	OPPONENT
Scored 50 Points	Nov. 28, 2020 vs. Duke (56)	Nov. 20, 2021 by No. 6 Notre Dame (55)
Scored 50 Points, ACC Game	Nov. 28, 2020 vs. Duke (56)	Oct. 2, 2021 by Pitt (52)
Scored 35 Points, Half	Oct. 5, 2018 at Louisville (35/2nd)	Nov. 20, 2021 by No. 6 Notre Dame (45/1st)
Scored 28 Points, Quarter	Sept. 3, 2015 vs. Alcorn State (34/1st)	Oct. 17, 2020 by No. 1 Clemson (2nd/35)
Scored 0 Points	Sept. 10, 2022 vs. No. 20/17 Ole Miss	Sept. 1, 2018 by Alcorn State
Scored 0 Points, Half	Sept. 20, 2022 vs. Virginia (2nd)	Sept. 1, 2018 by Alcorn State (2nd)
Overcame 10-Point Deficit, Win	Nov. 19, 2022 vs. No. 13/11 North Carolina (17-7)	Sept. 8, 2018 by USF (28-38)
Overcame 10-Point Halftime Deficit, Win	Nov. 19, 2022 vs. No. 13/11 North Carolina (17-7)	Nov. 30, 2013 by Georgia (201) (7-20)
40-Point Margin of Victory	Sept. 29, 2018 vs. Bowling Green (63-17)	Sept. 10, 2022 by No. 20/17 Ole Miss (42-0)
30-39-Point Margin of Victory	Oct. 5, 2018 at Louisville (66-31)	Sept. 5, 2022 by No. 4 Clemson (41-10)
Scored 30 Points or more, Loss	Nov. 13, 2021 vs. Boston College (30)	Oct. 5, 2018 by Louisville (31)
Scored fewer than 10 Points, Win	Nov. 11, 2006 at North Carolina (7-0)	Dec. 2, 2006 by Wake Forest (9-6)
7 Touchdowns	Nov. 28, 2020 vs. Duke (7)	Nov. 20, 2021 by No. 6 Notre Dame (7)
0 Touchdowns	Sept. 10, 2022 vs. No. 20/17 Ole Miss	Sept. 1, 2018 by Alcorn State
5+ Rushing Touchdowns	Sept. 10, 2022 vs. Western Carolina (5)	Sept. 10, 2022 by No. 20/17 Ole Miss (6)
4+ Passing Touchdowns	Sept. 13, 2014 vs. Georgia Southern (4)	Oct. 23, 2021 by Virginia (4)
Interception Return for TD	Oct. 20, 2022 vs. Virginia; LaMiles Brooks (37 yards) (Brennan Armstrong pass)	Nov. 12, 2022 by Miami Kamren Kinchens (99 yards) (Zach Gibson pass)
Fumble Return for TD	Nov. 6, 2021 at Miami (Fla.); Jaylon King (40 yds)	Nov. 20, 2021 by No. 6 Notre Dame; Myron Tagovailoa-Amosa (70 yds)
Punt Return for TD	Sept. 10, 2009 vs. Clemson; Jerrard Tarrant (85 yards)	Nov. 5, 2022 by Virginia Tech; Tucker Holloway (90 yards)
Blocked Punt Return for TD	Sept. 27, 1997 vs. Clemson Block: Ajenavi Eziemefe; Rec: D'Jay Jones	Sept. 24, 2022 by UCF Block: Jarvis Ware; Rec: Quadric Bullard
Kickoff Return for TD	Nov. 13, 2021 vs. Boston College; Jahmyr Gibbs (98-yard return)	Sept. 8, 2018 by USF; Terrence Horne (98 yards) Sept. 8, 2018 by USF; Terrence Horne (97 yards)
2 Non-Offensive TDs	Nov. 8, 2014 at NC State (INT return, fumble return)	Nov. 5, 2022 by Virginia Tech (INT return; Punt return)
4 Field Goals Made	Oct. 1, 2022 at No. 24 Pitt (4)	Oct. 30, 2021 by Virginia Tech (4)
3 Field Goals Missed	Sept. 4, 2021 vs. Northern Illinois (3)	Oct. 19, 2019 by Miami (3)
5 Field Goals Attempted	Dec. 31, 2011 vs. Utah (5)	Nov. 17, 2007 by North Carolina (5)
50-yard Field Goal Made	Dec. 31, 2016 vs. Kentucky (Harrison Butker, 52)	Sept. 23, 2017 by Pittsburgh Alex Kessman (55 yards)
Missed PAT	Oct. 20, 2022 vs. Virginia	Nov. 5, 2022 by Virginia Tech
Missed more than 1 PAT	Nov. 3, 2012 at Maryland (2)	Nov. 5, 1977 by Notre Dame (2)
Made 2-Point Conversion	Oct. 23, 2021 at Virginia (A. Boyd pass from J. Sims)	Sept. 25, 2021 by No. 20 UNC (C. Baker pass from S. Howell)
Failed 2-Point Conversion	Nov. 5, 2022 at Virginia Tech - twice (Zach Pyron pass failed) (Nate McCollum rush failed)	Nov. 21, 2019 by NC State (Devin Leary pass failed)
Two+ 2-Point Conversions Att.	Nov. 5, 2022 at Virginia Tech (2, 2 failed)	Nov. 11, 2017 by No. 17 Virginia Tech (2, 2 failed)
Defensive Extra Point Scored	Nov. 6, 2021 at Miami (Fla.) Juanyeh Thomas 100-yard INT return (Tyler Van Dyke pass)	None recorded
Recorded Safety	Sept. 18, 2021 at No. 6 Clemson J. Thomas forced Clemson fumble, fell on in own end zone	Nov. 28, 2020 by Duke GT fumbled a punt return into the endzone
Blocked Field Goal	Oct. 20, 2022 vs. Virginia Zeek Biggers blocked W. Bettridge's attempt	Sept. 4, 2017 by No. 25/24 Tennessee (20T) Paul Bain blocked Shawn Davis' attempt
Blocked PAT	Nov. 5, 2022 at Virginia Tech (D'Quon Douse)	Oct. 23, 2021 at Virginia (N. Taylor)
Blocked Punt	Oct. 20, 2022 vs. Virginia Daylon Gordon blocked punt of D. Sparks	Sept. 24, 2022 by UCF Jarvis Ware blocked punt of David Shanahan
Blocked 2 Kicks/Punts	Oct. 20, 2022 vs. Virginia (field goal/punt)	Sept. 5, 2022 by No. 4 Clemson (2 punts)
30+ First Downs	Oct. 25, 2018 at Virginia Tech (35)	Oct. 29, 2022 by Florida State (32)
10 (or fewer) First Downs	Nov. 27, 2021 vs. No. 1 Georgia (9)	Sept. 1, 2018 by Alcorn State (9)
500-599 Yards Total Offense	Oct. 23, 2021 at Virginia (570)	Sept. 10, 2022 by No. 20/17 Ole Miss (547)
600+ Yards Total Offense	Sept. 8, 2018 at USF (602)	Oct. 29, 2022 by Florida State (642)
< 200 Yards Total Offense	Nov. 16, 2019 vs. Virginia Tech (134)	Sept. 1, 2018 by Alcorn State (146)
< 100 Yards Total Offense	Nov. 18, 1961 at Alabama (96)	Oct. 9, 2004 by Maryland (82)
300+ Yards Total Offense, Half	Sept. 25, 2021 vs. No. 20 UNC (313/2nd)	Oct. 23, 2021 by Virginia (307/2nd)
< 50 Yards Total Offense, Half	Oct. 29, 2022 at Florida State (24/1st)	Sept. 9, 2017 by Jacksonville State (45/2nd)
90 Offensive Plays	Sept. 4, 2017 vs. No. 25/24 Tennessee (20T) (96)	Oct. 9, 2021 by Duke (91)
50 (or fewer) Offensive Plays	Nov. 2, 2019 vs. Pitt (50)	Oct. 25, 2018 by Virginia Tech (47)
300-399 Yards Rushing	Nov. 28, 2020 vs. Duke (377)	Sept. 10, 2022 by No. 20/17 Ole Miss (316)
400+ Yards Rushing	Nov. 3, 2018 at North Carolina (461)	Aug. 29, 2019 by No. 1 Clemson (411)
50 Yards (or less) Rushing	Nov. 27, 2004 at Georgia (24)	Sept. 23, 2017 by Pittsburgh (37)
0 Yards (or less) Rushing	1968 (two times - vs. Notre Dame and Navy)	Nov. 2, 2013 by Pittsburgh (-5)
60+ Rushing Attempts	Oct. 25, 2018 at Virginia Tech (78)	Sept. 10, 2022 by No. 20/17 Ole Miss (62)
30 (or fewer) Rushing Attempts	Oct. 29, 2022 at Florida State (30)	Oct. 23, 2021 by Virginia (30)
25+ Pass Completions	Oct. 23, 2021 at Virginia (27)	Oct. 1, 2022 by No. 24 Pitt (26)
5 (or fewer) Pass Completions	Nov. 24, 2018 at No. 5 Georgia (5)	Sept. 14, 2019 by The Citadel (1)



TEAM

	GEORGIA TECH	OPPONENT
40+ Pass Attempts	Oct. 23, 2021 at Virginia (44)	Oct. 8, 2022 by Duke (42)
10 (or fewer) Pass Attempts	Nov. 17, 2018 vs. Virginia (OT) (8)	Sept. 14, 2019 by The Citadel (4)
Threw 3 Interceptions	Nov. 12, 2022 vs. Miami (4)	Sept. 10, 2022 by Western Carolina (3)
300-399 Yards Passing	Sept. 24, 2022 at UCF (314)	Oct. 29, 2022 by Florida State (396)
400+ Yards Passing	Nov. 10, 2001 at Virginia (486)	Oct. 17, 2020 by No. 1 Clemson (500)
100 (or less) Yards Passing	Nov. 20, 2021 at No. 6 Notre Dame (96)	Sept. 1, 2018 by Alcorn State (69)
Completed 70 Percent of Passes	Sept. 11, 2021 vs. Kennesaw State (.739, 17-of-23)	Oct. 9, 2021 by Duke (.759, 22-of-29)
5+ Fumbles	Oct. 13, 2018 vs. Duke (6)	Oct. 25, 2014 by Pittsburgh (7)
4+ Fumbles Lost	Sept. 23, 2017 vs. Pittsburgh (4)	Nov. 28, 2020 by Duke (4)
5 Turnovers	Sept. 26, 2020 vs. Syracuse (5)	Nov. 28, 2020 by Duke (5)
0 Turnovers	Oct. 29, 2022 at Florida State	Nov. 12, 2022 by Miami
10 Penalties	Sept. 5, 2022 vs. No. 4 Clemson (10)	Oct. 29, 2022 by Florida State (13)
2 (or fewer) Penalties	Sept. 7, 2019 vs. USF (2)	Nov. 30, 2019 by No. 4 Georgia (0)
100+ Penalty Yards	Oct. 29, 2022 at Florida State (107)	Oct. 29, 2022 by Florida State (104)
10 (or fewer) Penalty Yards	Oct. 14, 2017 vs. No. 11/10 Miami (6)	Nov. 30, 2019 by No. 4 Georgia (0)
10 Punts	Oct. 20, 2022 vs. Virginia (10)	Oct. 11, 2008 by Gardner-Webb (10)
0 Punts	Oct. 5, 2018 at Louisville	Oct. 29, 2022 by Florida State
10 Third-Down Conversions	Dec. 5, 2020 at NC State (10)	Oct. 31, 2020 by No. 4 Notre Dame (10)
2+ Fourth-Down Conversions	Nov. 26, 2023 at No. 1 Georgia (2-of-4)	Nov. 19, 2022 by No. 13/11 North Carolina (2-of-4)
4 Fourth-Down Attempts	Oct. 2, 2021 vs. Pitt (2-of-4)	Sept. 12, 2020 by Florida State (3-of-5)
37:00 or higher TOP	Oct. 25, 2018 at Virginia Tech (42:18)	Nov. 19, 2016 by Virginia (38:37)
15 Tackles for Loss	Sept. 1, 2007 at Notre Dame (19)	None Recorded
10 Sacks	Oct. 9, 1993 vs. Maryland (11)	None Recorded
5 Players to Score TD	Sept. 11, 2021 vs. Kennesaw State (5)	Oct. 29, 2022 by Florida State (5)
4 Players to Rush for TD	Oct. 9, 2020 vs. Louisville (4)	Nov. 10, 2012 by North Carolina (4)
3 Players to Catch TD Pass	Oct. 9, 2021 at Duke (3)	Nov. 12, 2022 by Miami (3)
2 Players to Throw TD Pass	Nov. 12, 2022 vs. Miami (1 - Zach Pyron; 1 - Zach Gibson)	Sept. 5, 2022 by No. 4 Clemson (1 - DJ Uagalelei; 1 - Cade Klubnik)
15-Play+ Touchdown Drive	Nov. 12, 2022 vs. Miami (15)	Oct. 31, 2020 by No. 4 Notre Dame (15)
8-Minute+ Touchdown Drive	Sept. 30, 2017 vs. North Carolina (8:54)	Oct. 31, 2020 by No. 4 Notre Dame (8:38)
90-Yard+ Touchdown Drive	Nov. 12, 2022 vs. Miami (99)	Nov. 12, 2022 by Miami (93)
1-Play Touchdown Drive	Nov. 3, 2018 at North Carolina (Q. Searcy 86-yd pass from T. Oliver)	Nov. 19, 2022 by No. 13/11 North Carolina (E. Green 80-yd rush)
Won an Overtime Game	Oct. 8, 2022 vs. Duke (OT) (23-20)	Sept. 14, 2019 by The Citadel (OT) (27-24)
Game Won on Final Play	Oct. 24, 2015 vs. Florida State (Lance Austin 78-yard missed FG return)	Sept. 14, 2019 by The Citadel (37-yard FG in overtime)

BOTH TEAMS COMBINED

90 Points	Oct. 5, 2018 at Louisville (97) (66-31)	6 Field Goals	Nov. 17, 2018 vs. Virginia (OT) (6)
100+ Rushing Attempts	Oct. 9, 2021 at Duke (101)	5 Fumbles Lost	Sept. 23, 2017 vs. Pittsburgh (5)
20 (or fewer) Points	Nov. 28, 2015 vs. Georgia (20) (13-7)	4 Field Goals Missed	Oct. 20, 2012 vs. Boston College (4)
60 (or fewer) Rushing Att.	Sept. 9, 2006 vs. Samford (51)	10 Turnovers	Nov. 17, 1990 at Wake Forest (10)
10 (or fewer) Points	Nov. 11, 2006 at North Carolina (7) (7-0)	8 Field Goals Att.	Nov. 17, 2007 vs. North Carolina (8)
700+ Yards Passing	Oct. 2, 2021 by Pitt (758)	0 Turnovers	Oct. 15, 2016 vs. Georgia Southern
50 Points in a Half	Oct. 2, 2021 by Pitt (56)	50 First Downs	Oct. 23, 2021 at Virginia (60)
150 (or fewer) Passing Yds.	Nov. 3, 2012 at Maryland (146)	20 Penalties	Oct. 29, 2022 at Florida State (22)
0 Points in a Half	Nov. 11, 2006 at North Carolina (2nd)	25 (or fewer) First Downs	Oct. 18, 2008 at Clemson (24) (12-12)
50 Pass Completions	Oct. 23, 2021 at Virginia (56)	5 (or fewer) Penalties	Nov. 19, 2022 at No. 13/11 UNC (4)
30 Points in a Quarter	Nov. 28, 2020 vs. Duke (33/2nd)	1,000+ Yards Total Offense	Oct. 23, 2021 at Virginia (1,206)
20 (or fewer) Completions	Sept. 14, 2019 vs. The Citadel (8)	200 Penalty Yards	Oct. 29, 2022 at Florida State (211)
10+ Touchdowns	Oct. 2, 2021 by Pitt (10)	500 Yds (or fewer) Total Off.	Oct. 22, 2011 at Miami (473)
90 Pass Attempts	Oct. 26, 2002 vs. Virginia (101)	25 (or fewer) Penalty Yards	Oct. 22, 2011 at Miami (15)
0 Touchdowns	Dec. 2, 2006 vs. Wake Forest	160+ Offensive Plays	Sept. 19, 2020 vs. No. 14 UCF (173)
30 (or fewer) Pass Att.	Sept. 14, 2019 vs. The Citadel (17)	15+ Punts	Oct. 20, 2020 vs. Virginia (16)
5 Touchdowns in a Quarter	Oct. 17, 2020 vs. No. 1 Clemson (5/2nd)	120 (or fewer) Off. Plays	Nov. 16, 2019 vs. Virginia Tech (117)
5 Passes Intercepted	Nov. 1, 2007 vs. Virginia Tech (5)	0 Punts	Dec. 5, 2009 vs. Clemson
8 Touchdowns in a Half	Oct. 2, 2021 by Pitt (8/1st)	600+ Yards Rushing	Oct. 5, 2018 at Louisville (655)
10 Fumbles	Oct. 13, 2018 vs. Duke (10)	10 Sacks	Nov. 10, 2007 at Duke (10)
		150 (or fewer) Rushing Yds.	Nov. 19, 2005 at Miami (150)

INDIVIDUAL

	GEORGIA TECH	OPPONENT
30+ Rushing Attempts	Oct. 25, 2018 at Virginia Tech, Tobias Oliver (40)	Nov. 6, 2021 by Miami (Fla.), Jaylan Knighton (32)
150-199 Yards Rushing	Oct. 1, 2022 at No. 24 Pitt, Hassan Hall (157)	Sept. 17, 2022 by No. 20/17 Ole Miss, Zach Evans (134)
200+ Yards Rushing	Oct. 25, 2018 at Virginia Tech, Tobias Oliver (215)	Aug. 29, 2019 by No. 1 Clemson, Travis Etienne (205)
50+ Pass Attempts	Oct. 6, 2005 vs. NC State, Reggie Ball (53)	Oct. 5, 2019 by North Carolina, Sam Howell (51)
40+ Pass Attempts	Oct. 23, 2021 at Virginia, Jeff Sims (44)	Oct. 1, 2022 by No. 24 Pitt, Kedon Slovis (45)
25+ Pass Completions	Oct. 23, 2021 at Virginia, Jeff Sims (27)	Oct. 1, 2022 by No. 24 Pitt, Kedon Slovis (26)
Threw 3 Interceptions	Sept. 26, 2020 vs. Syracuse, Jeff Sims (4)	Nov. 3, 2018 by North Carolina, Nathan Elliott (3)
300-399 Yards Passing	Oct. 23, 2021 at Virginia, Jeff Sims (300)	Oct. 29, 2022 by Florida State, Jordan Travis (396)
400+ Yards Passing	Nov. 10, 2001 at Virginia, George Godsey (486)	Oct. 17, 2020 by No. 1 Clemson, Trevor Lawrence (404)
Rushed & Passed for 100+ Yds.	Sept. 25, 2021 vs. No. 20 UNC, Jeff Sims (128/112)	Oct. 9, 2020 by Louisville, Javian Hawkins (155/229)
Rushed & Received for 100+ Yds.	Nov. 14, 2013 at Clemson Robert Godhigh (126/203)	Oct. 30, 1997 by North Carolina J. Linton (138/137)
300-399 Yards Total Offense	Nov. 4, 2021 at Virginia, TaQuon Marshall (322)	Oct. 14, 2017 by No. 11/10 Miami, Malik Rosier (317)
400+ Yards Total Offense	Oct. 29, 2016 vs. Duke, Justin Thomas (459)	Oct. 6, 2012 by Clemson, Tajh Boyd (460)
10+ Receptions	Oct. 7, 2006 vs. Maryland, Calvin Johnson (10)	Nov. 17, 2018 by Virginia, Olamide Zaccheaus (10)
100-199 Yards Receiving	Nov. 12, 2022 vs. Miami, Nate McCollum (101)	Oct. 29, 2022 by Florida State, Johnny Wilson (111)
200+ Yards Receiving	Oct. 4, 2008 vs. Duke, Demaryius Thomas (230)	Nov. 6, 2021 by Miami (Fla.), Charleston Rambo (210)
4+ Touchdowns Scored	Sept. 4, 2017 vs. No. 25/24 Tennessee (20T) TaQuon Marshall (5)	Sept. 4, 2017 by No. 25/24 Tennessee (20T) John Kelly (4)
3+ Touchdowns Rushing	Sept. 10, 2022 vs. Western Carolina Dontae Smith (3)	Nov. 13, 2021 by Boston College Phil Jurkovec (3)
3+ Touchdowns Receiving	Sept. 11, 2004 vs. Clemson, Calvin Johnson (3)	Nov. 29, 2008 by Georgia, Mohamed Massaquoi (3)
4+ Touchdowns Passing	Sept. 11, 2021 vs. Kennesaw State, Jordan Yates (4)	Nov. 27, 2021 by No. 1 Georgia, Stetson Bennett (4)
Rushing & Receiving TDs	Oct. 24, 2020 at Boston College, Ahmearon Brown (1/1)	Oct. 14, 2017 by No. 11/10 Miami, Travis Homer (1/1)
Rushing & Passing TDs	Nov. 5, 2022 at Virginia Tech, Zach Pyron (1/1)	Nov. 16, 2019 by Virginia Tech, Hendon Hooker (1/2)
Passing & Receiving TDs	Nov. 17, 2007 vs. North Carolina Taylor Bennett (1/1)	Nov. 18, 2017 by Duke Shaun Wilson (1/2)
3 Field Goals	Nov. 5, 2022 at Virginia Tech Gavin Stewart (3-of-3)	Nov. 26, 2022 by No. 1 Georgia Jack Podlesny (3-of-3)
4+ Field Goals	Oct. 1, 2022 at No. 24 Pitt Gavin Stewart (4-of-4)	Oct. 30, 2021 by Virginia Tech John Parker Romo (4-of-5)
5 Field Goal Attempts	Sept. 1, 2007 vs. Notre Dame Travis Bell (5)	Oct. 30, 2021 by Virginia Tech John Parker Romo (5)
Made a 50-yard Field Goal	Dec. 31, 2016 vs. Kentucky, Harrison Butker (52)	Nov. 26, 2022 by No. 1 Georgia, Jack Podlesny (50)
Attempted a 60-yard Field Goal	Sept. 4, 2021 vs. Northern Illinois Gavin Stewart (60/miss)	Nov. 17, 2007 by North Carolina Connor Barth (63/miss)
10+ Punts	Oct. 20, 2022 vs. Virginia, David Shanahan (10)	None recorded
60-69 yard Punt	Sept. 4, 2021 vs. Northern Illinois, David Shanahan (63)	Nov. 19, 2022 by No. 13/11 North Carolina, Ben Kiernan (60)
70-yard+ Punt	Oct. 9, 2021 at Duke David Shanahan (71)	Sept. 4, 2017 by No. 25/24 Tennessee (20T) Trevor Daniel (70)
100+ Punt Return Yards	Aug. 31, 2002 vs. Vanderbilt, Kelley Rhino (110)	None recorded
70-89 yard Punt Return	Sept. 10, 2009 vs. Clemson Jerrard Tarrant (85 TD)	Sept. 23, 2017 by Pittsburgh Quadree Henderson (80 TD)
Punt Return for a Touchdown	Sept. 10, 2009 vs. Clemson, Jerrard Tarrant	Nov. 5, 2022 by Virginia Tech, Tucker Holloway
90-yard+ Kickoff Return	Nov. 24, 2008 vs. No. 5 Georgia Juanyeh Thomas (100 TD)	Sept. 8, 2018 by USF Terrence Horne (98 TD, 97 TD)
Kickoff Return for a Touchdown	Nov. 13, 2021 vs. Boston College Jahmyr Gibbs (98 TD)	Sept. 8, 2018 by USF Terrence Horne (98 TD, 97 TD)
70-yard+ Interception Return	Aug. 31, 2013 vs. Elon, Tyler Marcordes (95)	Nov. 12, 2022 by Miami, Kamren Kinchens (99)
15+ Tackles	Nov. 5, 2022 at Virginia Tech, Charlie Thomas (16)	Oct. 13, 2018 by Duke, Joe Giles-Harris (15)
3.0+ Sacks	Nov. 19, 2022 at No. 13/11 North Carolina, Keion White (3.0)	Oct. 12, 2019 by Duke, Victor Dimukeje (3.0)
2+ Interceptions	Sept. 11, 2021 vs. Kennesaw State, Charlie Thomas (2)	Nov. 12, 2022 by Miami, Kamren Kinchens (3)
2+ Fumble Recoveries	Oct. 5, 2018 at Louisville, Charlie Thomas (2)	Nov. 21, 2019 by NC State, Larrell Murchison (2)
2+ Forced Fumbles	Sept. 11, 2021 vs. Kennesaw State, Jordan Dimineck (2)	Nov. 20, 2021 by No. 6 Notre Dame, Isaiah Foskey (2)

TWO PLAYERS

	GEORGIA TECH	OPPONENT
2 100-yard Rushers	Nov. 28, 2020 vs. Duke Jeff Sims (108) and Jordan Mason (105)	Nov. 28, 2009 by Georgia Washaun Ealey (183) and Caleb King (166)
2 100-yard Receivers	Sept. 10, 2005 vs. North Carolina Damarious Bilbo (131) and Calvin Johnson (114)	Oct. 2, 2021 by Pitt Jordan Addison (117) and Taysir Mack (121)
100-yard Rusher & Receiver	Sept. 8, 2018 TaQuon Marshall (113) and Clinton Lynch (111)	Oct. 29, 2022 by Florida State Trey Benson (111) and Johnny Wilson (111)
250 Comb. Yards Rushing	Nov. 21, 2019 vs. NC State James Graham and Jordan Mason (270)	Aug. 29, 2019 by No. 1 Clemson Travis Etienne and Lyn-J Dixon (272)
250 Comb. Yards Receiving	Jan. 1, 2007 vs. West Virginia Calvin Johnson and James Johnson (254)	Oct. 23, 2021 by Virginia Dontayvion Wicks and Keytaon Thompson (257)
20 Comb. Receptions	Nov. 10, 2001 at Virginia Will Glover and Kerry Watkins (21)	Oct. 26, 2013 by Virginia Darius Jennings and Tim Smith (23)



NO. 4 CLEMSON GEORGIA TECH

41 10

Sept. 5, 2022 • Atlanta, Ga. • Mercedes-Benz Stadium Attendance: 47,712

SCOREBOARD table with columns for Clemson and Georgia Tech scores in quarters and final.

SECOND QUARTER

9:53 CLEM - Shipley,Will 1 yd run (Potter,B.T. kick), 4-18 2:10
3:52 CLEM - Collins,Beaux 6 yd pass from Ulagalelei,DJ (Potter,B.T. kick), 8-67 2:49
1:15 GT - Kelley, J. 45 yd field goal, 9-47 2:37

THIRD QUARTER

9:47 GT - Jenkins,EJ 13 yd pass from Sims, J. (Kelley, J. kick), 9-57 3:42
5:41 CLEM - Potter,B.T. 29 yd field goal, 12-63 4:06
1:18 CLEM - Ulagalelei,DJ 9 yd run (Potter,B.T. kick), 9-74 3:14

FOURTH QUARTER

8:45 CLEM - Potter,B.T. 32 yd field goal, 6-26 2:14
6:27 CLEM - Shipley,Will 3 yd run (Potter,B.T. kick), 4-22 1:04
1:35 CLEM - Taylor,Will 3 yd pass from Klubnik,Cade (Gunn III,Robert kick), 10-66 3:40

TEAM STATISTICS

Team statistics table for Clemson vs Georgia Tech, including First Downs, Rushes, Passing Yards, etc.

INDIVIDUAL STATISTICS

RUSHING: GT — Sims, J. 13-41; Smith, Don. 9-30; McDuffie, D. 3-5; Hall, H. 4-1; Carter, M. 1(-4).
CLEM — Shipley,Will 10-42; Mahaf,Ahli 8-28; Ulagalelei,DJ 13-19; Pace,Kobe 5-13; Thomas,Dominiqu 3-13; Klubnik,Cade 1-4.
PASSING: GT — Sims, J. 23-36-1 164.
CLEM — Ulagalelei,DJ 19-32-0 210; Klubnik,Cade 4-6-0 49.
RECEIVING: GT — McCollum, N. 6-55; Jenkins, EJ 3-34; McDuffie, D. 3-19; Smith, Don. 3-16; Hall, H. 3(-3); Carter, M. 2-24; Benson, L. 2-9; Rutherford, M. 1-10.
CLEM — Williams,Antoni 4-37; Pace,Kobe 4-22; Collins,Beaux 3-54; Allen,Davis 2-45; Swinney,Drew 2-26; Taylor,Will 2-23; Spector,Brannon 2-11; Shipley,Will 1-14; Briningstool,Ja 1-12; Williams,E.J. 1-8; Ngata,Joseph 1-7.
INTERCEPTIONS: GT — None.
CLEM — Mukuaba.
FUMBLE RECOVERIES: GT — Eley.
CLEM — None.
FORCED FUMBLES: GT — Eley.
CLEM — None.
TACKLES FOR LOSS: GT — White 2.0-17; Johnson 1.0-3; Yondjeun 1.0-3; Stone 1.0-2.
CLEM — Henry 2.5-13; Breesee 2.0-5; Orthorho 1.5-2; Carter 1.0-4; Greene 1.0-4; Robinson 1.0-2; Trotter 0.5-2; Williams 0.5-2.
SACKS: GT — White 2.0-17; Stone 1.0-2.
CLEM — Henry 1.0-8; Breesee 0.5-3; Trotter 0.5-2.

WESTERN CAROLINA GEORGIA TECH

17 35

Sept. 10, 2022 • Atlanta, Ga. • Bobby Dodd Stadium Attendance: 36,486

SCOREBOARD table with columns for Western Carolina and Georgia Tech scores in quarters and final.

FIRST QUARTER

11:12 WCU - Home,Terrence 49 yd pass from Davis,Carlos (McCollum,Richar kick), 5-89 1:46
8:22 GT - Smith, Don. 9 yd run (Kelley, J. kick), 9-72 2:44
5:37 WCU - Keigley,Toler 22 yd pass from Davis,Carlos (McCollum,Richar kick), 7-78 2:41
4:35 GT - Smith, Don. 51 yd run (Kelley, J. kick), 4-77 0:58

SECOND QUARTER

10:56 GT - McCollum, N. 40 yd run (Kelley, J. kick), 5-60 1:26
1:56 GT - Smith, Don. 3 yd run (Kelley, J. kick), 4-39 1:17

THIRD QUARTER

3:55 GT - McDuffie, D. 2 yd run (Kelley, J. kick), 8-61 3:22

FOURTH QUARTER

11:21 WCU - McCollum,Richar 44 yd field goal, 14-49 7:34

TEAM STATISTICS

Team statistics table for Western Carolina vs Georgia Tech, including First Downs, Rushes, Passing Yards, etc.

INDIVIDUAL STATISTICS

RUSHING: GT — Smith, Don. 11-102; Sims, J. 8-48; McCollum, N. 2-47; McDuffie, D. 8-25; Hall, H. 5-21.
WCU — Reid,Desmond 10-47; Davis,Carlos 12-38; Reddick Jr.,Cor 6-32; Jones,TJ 5-14; Adams,Branson 1-3; Gonzales,Cole 5-3; TEAM 1(-18).
PASSING: GT — Sims, J. 8-17-1 100.
WCU — Davis,Carlos 18-27-2 233; Gonzales,Cole 6-8-1 38.
RECEIVING: GT — Carter, M. 2-22; Benson, L. 1-19; McCollum, N. 1-17; Norris, K. 1-17; Jenkins, EJ 1-13; Harris, P. 1-12; Rutherford, M. 1-0.
WCU — Belanger,Ajay 6-42; Jones,TJ 5-38; Reid,Desmond 4-65; Williams,Raphae 2-22; Home,Terrence 1-49; Keigley,Toler 1-22; Lee,Cansere 1-21; Bardall,Clayton 1-12; Reddick Jr.,Cor 1-7; Adams,Branson 1(-1); Davis,Carlos 1(-6).
INTERCEPTIONS: GT — Thomas; Sims; Allen.
WCU — Gattison.
FUMBLE RECOVERIES: GT — Eley.
WCU — None.
FORCED FUMBLES: GT — None.
WCU — None.
TACKLES FOR LOSS: GT — White 2.0-17; Johnson 1.0-3; Yondjeun 1.0-3; Stone 1.0-2.
WCU — Henry 2.5-13; Breesee 2.0-5; Orthorho 1.5-2; Carter 1.0-4; Greene 1.0-4; Robinson 1.0-2; Trotter 0.5-2; Williams 0.5-2.
SACKS: GT — White 2.0-17; Stone 1.0-2.
WCU — Henry 1.0-8; Breesee 0.5-3; Trotter 0.5-2.



2022 GAME RECAPS

NO. 20/17 OLE MISS **42**
GEORGIA TECH **0**

Sept. 17, 2022 • Atlanta, Ga. • Bobby Dodd Stadium
Attendance: 40,293

SCOREBOARD	1	2	3	4	FINAL
OLE MISS	14	7	21	0	42
GEORGIA TECH	0	0	0	0	0

FIRST QUARTER

13:34 MISS - Evans,Zach 3 yd run (Cruz,Jonathan kick), 5-74 1:21
9:51 MISS - Judkins,Quinsho 7 yd run (Cruz,Jonathan kick), 6-20 1:49

SECOND QUARTER

5:36 MISS - Evans,Zach 26 yd run (Cruz,Jonathan kick), 6-77 1:58

THIRD QUARTER

8:51 MISS - Judkins,Quinsho 1 yd run (Cruz,Jonathan kick), 8-63 3:18
5:20 MISS - Bentley IV,Ullys 15 yd run (Cruz,Jonathan kick), 7-69 2:12
0:02 MISS - Bentley IV,Ullys 1 yd run (Cruz,Jonathan kick), 12-68 4:00

TEAM STATISTICS

	MISS	GT
First Downs	31	13
Rushes-Yards	62-316	34-53
Passing Yards	231	161
Pass Comp-Att-Int.	12-19-1	18-32-0
Total Offense	547	214
Fumbles-Lost	1-0	0-0
Penalties-Yards	6-55	4-25
Punts-Yards (Avg./Net)	3-111 (37.0/37.0)	9-352 (39.1/33.6)
Kickoffs-Yards (Avg./Net)	7-455 (65.0/40.0)	1-62 (62.0/39.0)
Punt Returns (No.-Yds.-TD)	4-64-0	0-0-0
Kickoff Returns (No.-Yds.-TD)	1-23-0	0-0-0
Interceptions (No.-Yds.-TD)	0-0-0	1-(4)-0
Fumble Returns (No.-Yds.-TD)	0-0-0	0-0-0
Time of Possession	30:53	29:07
Third-Down Conversions	7-of-15	6-of-18
Fourth-Down Conversions	3-of-3	0-of-2
Red-Zone Scores-Chances	5-5	0-1
Sacks By (No.-Yds)	70-45	1-11
Field Goals	0-0	0-0
Points Off Turnovers	0	0

INDIVIDUAL STATISTICS

RUSHING: GT — Hall, H. 8-27; Smith, Don. 5-22; McDuffie, D. 5-6; Sims, J. 16-(2).

MISS — Evans,Zach 18-134; Judkins,Quinsho 19-98; Dart,Jaxson 10-40; Bentley IV,Ullys 8-27; Miller,Robo 1-11; Altmyer,Luke 1-5; Woulard,Isaiah 5-1.

PASSING: GT — Sims, J. 18-32-0 161.

MISS — Dart,Jaxson 10-16-1-207; Altmyer,Luke 1-2-0-22; Dent,Kinkead 1-1-0-2.

RECEIVING: GT — McColium, N. 5-35; Rutherford, M. 4-52; Benson, L. 2-19; Carter, M. 1-18; Jenkins, EJ 1-14; King, R. 1-9; Leonard,Dylan 1-9; Hall, H. 1-5; McDuffie, D. 1-5; Smith, Don. 1-(5).

MISS — Heath,Malik 4-78; Mingo,Jonathan 3-74; Watkins,Jordan 2-45; Henry,JJ 1-22; Trigg,Michael 1-10; Davis,Qua 1-2.

INTERCEPTIONS: GT — King.

MISS — None.

FUMBLE RECOVERIES: GT — None.

MISS — None.

FORCED FUMBLES: GT — Eley.

MISS — None.

TACKLES FOR LOSS: GT — Eley 3.0-14; Collins 2.0-3; Thomas 1.5-4; Robinson 1.0-6; White 0.5-1; Itam 0.5-0; King 0.5-0.

MISS — Clowney 2.0-9; Robinson 1.0-9; Johnson 1.0-8; Reese 1.0-7; Hawkins 1.0-6; Iton 1.0-4; Keys 1.0-4; Johnson 1.0-2; Igbinsun 1.0-3; Tennison 0.5-1; Daniels 0.5-2; Ivey 0.5-1.

SACKS: GT — Eley 1.0-11.

MISS — Robinson 1.0-9; Johnson 1.0-8; Reese 1.0-7; Hawkins 1.0-6; Keys 1.-4; Daniels 0.5-2; Iton 0.5-2.

GEORGIA TECH **10**
UCF **27**

Sept. 24, 2021 • Orlando, Fla. • FBC Mortgage Stadium
Attendance: 44,220

SCOREBOARD	1	2	3	4	FINAL
GEORGIA TECH	0	7	3	0	10
UCF	3	10	3	11	27

FIRST QUARTER

5:13 UCF - Boomer,Colton 21 yd field goal, 20-71 9:47

SECOND QUARTER

5:54 GT - Carter, M. 59 yd pass from Sims, J. (Kelley, J. kick), 2-73 0:31
1:39 UCF - Boomer,Colton 31 yd field goal, 10-62 4:07
0:35 UCF - Bullard,Quadric 29 yd punt block return (Boomer,Colton kick)

THIRD QUARTER

9:44 UCF - Boomer,Colton 37 yd field goal, 9-55 4:10
0:41 GT - Kelley, J. 42 yd field goal, 7-56 2:05

FOURTH QUARTER

10:37 UCF - Plumlee,John Rh 28 yd run (Gamble,Kemore pass from Plumlee,John Rh), 4-57 1:29
4:17 UCF - Boomer,Colton 43 yd field goal, 8-49 3:06

TEAM STATISTICS

	UCF
First Downs	22
Rushes-Yards	31-138
Passing Yards	314
Pass Comp-Att-Int.	21-32-0
Total Offense	452
Fumbles-Lost	2-2
Penalties-Yards	8-61
Punts-Yards (Avg./Net)	4-125 (31.2/23.0)
Kickoffs-Yards (Avg./Net)	3-195 (65.0/40.0)
Punt Returns (No.-Yds.-TD)	1-17-0
Kickoff Returns (No.-Yds.-TD)	2-70-0
Interceptions (No.-Yds.-TD)	1-0-0
Fumble Returns (No.-Yds.-TD)	0-0-0
Time of Possession	28:12
Third-Down Conversions	4-of-13
Fourth-Down Conversions	0-of-3
Red-Zone Scores-Chances	0-5
Sacks By (No.-Yds)	2-8
Field Goals	1-3
Points Off Turnovers	3

INDIVIDUAL STATISTICS

RUSHING: GT — Hall, H. 7-54; Smith, Don. 7-37; Sims, J. 11-28; McDuffie, D. 4-5; McColium, N. 2-4.

UCF — Plumlee,John Rh 16-100; Harvey,RJ 12-73; Bowser,Isaiah 19-70; Richardson,John 7-33; O'Keefe,Ryan 1-10; TEAM 1-(2).

PASSING: GT — Sims, J. Sims, J. 21-32-0 314.

UCF — Plumlee,John Rh 8-16-1-49; O'Keefe,Ryan 0-1-0-0.

RECEIVING: GT — McColium, N. 6-51; Carter, M. 3-89; Hall, H. 3-40; Rutherford, M. 2-31; Jenkins, EJ 2-27; Smith, Don. 2-18; Norris, K. 1-30; Leonard,Dylan 1-19; McDuffie, D. 1-9.

UCF — Richardson,John 3-3; O'Keefe,Ryan 2-6; Bowser,Isaiah 1-22; Gamble,Kemore 1-12; Baker,Jayon 1-6.

INTERCEPTIONS: GT — Brooks.

UCF — None.

FUMBLE RECOVERIES: GT — None.

UCF — Morris-Brash (2).

FORCED FUMBLES: GT — C. Thomas.

UCF — J. Jean-Baptiste.

TACKLES FOR LOSS: GT — White 2.0-7; Yondjoun 1.0-3; Stone 1.0-2; Thomas 1.0-1; Eley 1.0-1.

UCF — Jean-Baptiste 2.0-4; Bullard 2.0-2; Morris-Brash 1.5-8; Yates 1.0-8; Barber 1.0-8; Hodges 0.5-1; Caliszar 0.5-1; Perry 0.5-0.

SACKS: GT — White 1.0-5; Yondjoun 1.0-3.

UCF — Barber 1.0-8; Yates 1.0-8; Morris-Brash 1.0-7; Jean-Baptiste 1.0-3.



GEORGIA TECH NO. 24 PITT

26 21

Oct. 1, 2022 • Pittsburgh, Pa. • Acrisure Stadium Attendance: 46,972

SCOREBOARD table with columns 1, 2, 3, 4, FINAL and rows for GEORIGA TECH and PITT.

FIRST QUARTER

11:14 GT - Stewart, G. 37 yd field goal, 12:55 3:46

SECOND QUARTER

2:50 GT - Stewart, G. 37 yd field goal, 12:55 3:46

1:04 PITT - Bartholomew,Gav 29 yd pass from Slovis,Kedon (Sauls,Ben kick), 8-75 1:46

THIRD QUARTER

8:36 GT - Stewart, G. 40 yd field goal, 4-6 1:35

FOURTH QUARTER

12:40 GT - Stewart, G. 30 yd field goal, 9:36 2:4

10:30 GT - Jenkins, EJ 21 yd pass from Sims, J. (Stewart, G. kick), 4-34 2:01

1:57 PITT - Bradley,Jaden 26 yd pass from Slovis,Kedon (Sauls,Ben kick), 9-99 1:54

1:25 GT - Sims, J. 18 yd run (Stewart, G. kick), 3-73 0:30

0:16 PITT - Bradley,Jaden 18 yd pass from Slovis,Kedon (Sauls,Ben kick), 6-68 1:00

TEAM STATISTICS

Team statistics table comparing GT and PITT across various categories like First Downs, Rushes-Yards, Passing Yards, etc.

INDIVIDUAL STATISTICS

RUSHING: GT — Hall, H. 20-157; Sims, J. 19-77; McDuffie, D. 2-4; Smith, Don. 1-0; TEAM 1-minus 1; McCollum, N. 1(-)-0.

PITT — Davis,Vincent 15-80; Abanikanda,Irsa 10-31; Flemister,C'Bo 2-4; TEAM 1-minus 1; Slovis,Kedon 3(-)-0.

PASSING: GT — Sims, J. 11-26-0 102; McCollum, N. 0-1-0-0.

PITT — Slovis,Kedon 26-45-1 305.

RECEIVING: GT — McCollum, N. 3-24; Leonard,Dylan 3-15; Jenkins, EJ 2-54; Hall, H. 2-4; Carter, M. 1-5.

PITT — Mumpfield,Konat 7-75; Wayne,Jared 6-89; Bartholomew,Gav 3-55; Davis,Vincent 3-14; Bradley,Jaden 2-44; Johnson,Karter 2-20; Means,Bub 1-15; Jacoby,Ryan 1-3; Minor,Marcus 1(-)-0.

INTERCEPTIONS: GT — Thomas.

PITT — None.

FUMBLE RECOVERIES: GT — Bennett; Thomas.

PITT — None.

FORCED FUMBLES: GT — Eley, King.

PITT — None.

TACKLES FOR LOSS: GT — Eley 2.5-20; King 1.0-4; Yondjouen 1.0-4; Gee 0.5-0.

PITT — Kancey 3.5-10; Danielson 2.0-3; Hallett 1.0-8; Kamara 1.0-8; DeShields 1.0-8; Green 1.0-4; Baldonado 1.0-2; Dennis 0.5-1.

SACKS: GT — Eley 1.0-9; Yondjouen 1.0-4.

PITT — DeShields 1.0-8; Kamara 1.0-8; Kancey 1.0-7; Green 1.0-4.

DUKE GEORGIA TECH

20 23

Oct. 8, 2022 • Atlanta, Ga. • Bobby Dodd Stadium Attendance: 32,041

SCOREBOARD table with columns 1, 2, 3, 4, OT, F and rows for DUKE and GEORGIA TECH.

SECOND QUARTER

8:02 GT - McCollum, N. 18 yd pass from Sims, J. (Stewart, G. kick), 12-94 5:44

2:03 DUKE - Ham,Charlie 45 yd field goal, 12-45 5:52

THIRD QUARTER

11:30 GT - Blackburn,Leo 37 yd pass from Sims, J. (Stewart, G. kick), 4-71 1:30

1:31 DUKE - Ham,Charlie 28 yd field goal, 9-27 3:52

FOURTH QUARTER

10:42 GT - Stewart, G. 23 yd field goal, 13-69 5:49

5:55 DUKE - Hagans,Sahmir 81 yd punt return (Ham,Charlie kick)

0:08 DUKE - Dalmolin,Nicky 2 yd pass from Leonard,Riley (Ham,Charlie kick), 13-80 2:33

OVERTIME

15:00 GT - Stewart, G. 37 yd field goal, 4-5 0:00

TEAM STATISTICS

Team statistics table comparing DUKE and GT across various categories like First Downs, Rushes-Yards, Passing Yards, etc.

INDIVIDUAL STATISTICS

RUSHING: GT — Sims, J. 17-95; Hall, H. 17-70; Smith, Don. 2-17; TEAM 1(-)-2.

DUKE — Moore,Jaquez 12-59; Moore,Terry 5-30; Leonard,Riley 9-29; Waters,Jordan 7-24.

PASSING: GT — Sims, J. 23-34-0 227; Gibson,Zach 1-2-0-5.

DUKE — Leonard,Riley 20-41-1-136.

RECEIVING: GT — McCollum, N. 8-101; Hall, H. 4-6; Blackburn,Leo 3-49; King, R. 3-29; Leonard,Dylan 2-29; Jenkins, EJ 2-18; Sims, J. 1-1; Rutherford, M. 1(-)-1.

DUKE — Waters,Jordan 5-21; Robertson,Jonta 3-41; Pancol,Eli 3-27; Moore,Jordan 3-22;

Dalmolin,Nicky 3-9; Moore,Jaquez 1-7; Bowen-Sims,Mali 1-6; Moore,Terry 1-3.

INTERCEPTIONS: GT — Wallace.

DUKE — None.

FUMBLE RECOVERIES: GT — None.

DUKE — None.

FORCED FUMBLES: GT — None.

DUKE — None.

TACKLES FOR LOSS: GT — Wallace 1.0-3; Kennard 1.0-1; Thomas 1.0-1; Eley 0.5-2; Scott 0.-2; Gee 0.5-1; Yondjouen 0.5-1.

DUKE — Oben 1.0-6; Young 1.0-4; Smith 1.0-2; Carter 1.0-1; Joiner 1.0-1.

SACKS: GT — Kennard 1.0-1; Eley 0.5-2; Scott 0.5-2; Gee 0.5-1; Yondjouen 0.5-1.

DUKE — Oben 1.0-6.



VIRGINIA GEORGIA TECH

16
9

Oct. 20, 2022 • Atlanta, Ga. • Bobby Dodd Stadium
Attendance: 29,362

SCOREBOARD	1	2	3	4	FINAL
VIRGINIA	7	6	3	0	16
GEORGIA TECH	6	3	0	0	9

FIRST QUARTER

6:51 GT - Brooks, M. 37 yd interception return (Stewart, G. kick failed)
2:01 UVA - Armstrong,Brenn 1 yd run (Bettridge,Will kick), 9-75 4:50

SECOND QUARTER

7:24 UVA - Wicks 44 yd pass from Armstrong (Bettridge,Will kick failed), 3-69 1:07
0:24 GT - Stewart, G. 35 yd field goal, 9-70 0:52

THIRD QUARTER

6:21 UVA - Bettridge,Will 28 yd field goal, 4--2 1:58

TEAM STATISTICS

	UVA	GT
First Downs	17	13
Rushes-Yards	38-156	37-56
Passing Yards	255	146
Pass Comp-Att-Int.	20-35-2	16-36-1
Total Offense	411	202
Fumbles-Lost	3-2	1-1
Penalties-Yards	10-92	7-56
Punts-Yards (Avg./Net)	6-215 (35.8/34.2)	10-430 (43.0/38.4)
Kickoffs-Yards (Avg./Net)	4-260 (65.0/40.0)	3-192 (64.0/47.7)
Punt Returns (No.-Yds.-TD)	4-46-0	1-0-0
Kickoff Returns (No.-Yds.-TD)	2-24-0	0-0-0
Interceptions (No.-Yds.-TD)	1-0-0	2-29-1
Fumble Returns (No.-Yds.-TD)	0-0-0	0-0-0
Time of Possession	31:48	28:12
Third-Down Conversions	2-of-14	6-of-21
Fourth-Down Conversions	1-of-3	0-of-1
Red-Zone Scores-Chances	2-3	1-2
Sacks By (No.-Yds.)	8-50	0-0
Field Goals	1-3	1-1
Points Off Turnovers	3	6

INDIVIDUAL STATISTICS

RUSHING: GT — Hall, H. 12-42; Smith, Don. 9-34; Rutherford, M. 1-4; Sims, J. 3-1; Gibson,Zach 12 (-25).

UVA — Armstrong,Brenn 13-91; Brown,Xavier 12-45; Jones,Paris 10-17; Thompson,Keytao 1-5;

TEAM 1(-1); Bracey,Stevie 1(-1).

PASSING: GT — Gibson,Zach 11-26-0 99; Sims, J. 6-11-1 47.

UVA — Armstrong,Brenn 20-35-2 255.

RECEIVING: GT — McCollum, N. 5-62; Carter, M. 4-43; Hall, H. 4-37; Rutherford, M. 2-4; Leonard,Dylan 2-0.

UVA — Thompson,Keytao 7-89; Wicks,Dontayvia 4-99; Misch,Grant 4-28; Brown,Xavier 4-8; Davis Jr.,Lavel 1-31.

INTERCEPTIONS: GT — Brooks; Walton.

UVA — King.

FUMBLE RECOVERIES: GT — Brooks; Harvey.

UVA — Jackson.

FORCED FUMBLES: GT — Edwards; Tatum.

UVA — None.

TACKLES FOR LOSS: GT — White 2.0-4; Thomas 2.0-3; Brooks 1.5-2; Douse 1.0-1; Eley 0.5-1.

UVA — Akere 2.0-17; Jackson 2.0-14; Bennett 2.0-11; Diatta 2.0-6; Agunloye 1.0-2; Faurmui 0.5-3; Butler 0.5-3.

SACKS: GT — None.

UVA — Alere 2.0-17; Jackson 2.0-14; Bennett 2.0-11; Diatta 1.0-2; Faurmui 0.5-3; Butler 0.5-3.

GEORGIA TECH FLORIDA STATE

16
41

Oct. 29, 2022 • Tallahassee, Fla. • Doak Campbell Stadium
Attendance: 61,007

SCOREBOARD	1	2	3	4	FINAL
GEORGIA TECH	3	0	7	6	16
FLORIDA STATE	7	17	7	10	41

FIRST QUARTER

3:58 FSU - Stewart, G. 38 yd field goal, 4-3 1:57
0:02 FSU - Toaffi,Lawranc 7 yd run (Fitzgerald,Ryan kick), 9-80 3:50

SECOND QUARTER

10:34 FSU - Wilson,Johnny 78 yd pass from Travis,Jordan (Fitzgerald,Ryan kick), 4-90 1:26
2:52 FSU - Toaffi,Lawranc 62 yd run (Fitzgerald,Ryan kick), 4-66 1:28
0:00 FSU - Fitzgerald,Ryan 4 yd field goal, 8-24 1:14

THIRD QUARTER

13:06 GT - Jenkins, EJ 32 yd pass from Pyron,Zach (Stewart, G. kick), 6-54 1:52
8:20 FSU - Douglas,Ja'Khi 24 yd pass from Travis,Jordan (Fitzgerald,Ryan kick), 12-91 4:40

FOURTH QUARTER

13:31 FSU - Fitzgerald,Ryan 24 yd field goal, 13-74 6:03
1:09 FSU - Campbell,CJ 7 yd run (Fitzgerald,Ryan kick), 12-97 7:01
0:00 GT - Campbell,CJ 7 yd run (Fitzgerald,Ryan kick), 12-97 7:01

TEAM STATISTICS

	UVA	FSU
First Downs	16	32
Rushes-Yards	30-66	43-246
Passing Yards	198	396
Pass Comp-Att-Int.	20-31-0	24-39-0
Total Offense	264	642
Fumbles-Lost	1-0	3-2
Penalties-Yards	9-107	13-104
Punts-Yards (Avg./Net)	7-266 (38.0/33.3)	0-0 (0.0/0.0)
Kickoffs-Yards (Avg./Net)	2-128 (64.0/46.0)	7-453 (64.7/40.0)
Punt Returns (No.-Yds.-TD)	0-0-0	2-23-0
Kickoff Returns (No.-Yds.-TD)	0-0-0	2-36-0
Interceptions (No.-Yds.-TD)	0-0-0	0-0-0
Fumble Returns (No.-Yds.-TD)	1-71-0	0-0-0
Time of Possession	25:07	34:53
Third-Down Conversions	2-of-13	9-of-15
Fourth-Down Conversions	2-of-3	1-of-2
Red-Zone Scores-Chances	2-3	4-5
Sacks By (No.-Yds.)	1-7	4-27
Field Goals	1-1	2-2
Points Off Turnovers	3	0

INDIVIDUAL STATISTICS

RUSHING: GT — Hall, H. 10-45; Smith, Don. 7-30; McCollum, N. 1-14; Gibson,Zach 2-minus 4; Pyron,Zach 10(-19).

FSU — Benson,Trey 18-111; Toaffi,Lawranc 13-70; Hill,Rodney 6-41; Campbell,CJ 3-23;

McCain,Melik 1-6; Pittman,Mycah 1-2; Travis,Jordan 1(-7).

PASSING: GT — Pyron,Zach 18-29-0 198; Gibson,Zach 2-3-0 0.

FSU — Travis,Jordan 24-38-0 396; TEAM 0-1-0 0.

RECEIVING: GT — McCollum, N. 5-41; Jenkins, EJ 3-66; Leonard,Dylan 3-18; Harris, P. 2-21; Smith, Don. 2-8; Hall, H. 2-0; Carter, M. 1-19; Rutherford, M. 1-14; Benson, L. 1-11.

FSU — Toaffi,Lawranc 5-84; Douglas,Ja'Khi 4-63; Wilson,Johnny 3-111; McDonald,Camren 3-39; Pittman,Mycah 3-22; Potter,Kentron 2-32; Wilson,Ontaria 1-24; Benson,Trey 1-10; Daniel,Preston 1-6; McCain,Melik 1-5.

INTERCEPTIONS: GT — None.

FSU — None.

FUMBLE RECOVERIES: GT — C. Thomas; N. Collins.

FSU — None.

FORCED FUMBLES: GT — J. Moore.

FSU — None.

TACKLES FOR LOSS: GT — Tatum 1.0-7; Stone 1.0-2; Moore 0.5-1; Thomas 0.5-0.

FSU — Verse 2.5-9; Bethune 1.5-12; Robinson 1.5-4; Warner 1.5-8; DeLoach 1.0-6; Famer 1.0-2; Payton 1.0-1.

SACKS: GT — Tatum 1.0-7.

FSU — Bethune 1.5-12; Warner 1.5-8; Verse 0.5-4; DeLoach 0.5-3.



GEORGIA TECH VIRGINIA TECH

28 27

Nov. 5, 2022 • Blacksburg, Va. • Lane Stadium Attendance: 46,972

SCOREBOARD table with columns 1, 2, 3, 4, FINAL and rows for Georgia Tech and Virginia Tech.

FIRST QUARTER

8:13 GT - Smith, Don. 29 yd run (Stewart, G. kick), 7-70 2:20 1:22 GT - Stewart, G. 19 yd field goal, 10-74 4:41

SECOND QUARTER

10:15 VT - Wells, Grant 3 yd run (Ross, William kick), 6-50 1:53 3:51 VT - King, Keshawn 1 yd run (Ross, William kick block), 8-43 2:57 0:50 VT - Holloway, Tucker 90 yd punt return (Ross, William kick) 0:00 GT - Stewart, G. 27 yd field goal, 8-65 0:50

THIRD QUARTER

7:56 GT - Stewart, G. 22 yd field goal, 10-57 5:38 4:03 VT - Lawson, Kell 7 yd interception return (Ross, William kick)

FOURTH QUARTER

9:02 GT - McColium, N. 56 yd pass from Pyron, Zach (Benson, L. pass failed), 5-90 1:38 3:30 GT - Pyron, Zach 9 yd run (McColium, N. rush failed), 9-73 3:24

TEAM STATISTICS

Large table comparing Georgia Tech and Virginia Tech statistics including First Downs, Rushes-Yards, Passing Yards, etc.

INDIVIDUAL STATISTICS

RUSHING: GT — Smith, Don. 9-85; Pyron, Zach 17-66; Hall, H. 10-41; Felix, Jamie 7-20; TEAM 2(-2); VT — King, Keshawn 13-79; Wells, Grant 19-32; Holston, Jalen 4-21; Black, Chance 2-13; TEAM 1(-7). PASSING: GT — Pyron, Zach 19-32-1-253. VT — Wells, Grant 14-25-1 164; Black, Chance 0-1-0-0; Brown, Jason 1-1-0-2. RECEIVING: GT — McColium, N. 7-103; Carter, M. 4-61; Smith, Don. 3-22; Benson, L. 2-18; Harris, P. 2-6; Jenkins, EJ 1-43. VT — Smith, Kaleb 4-78; Gallo, Nick 4-34; King, Keshawn 2-11; Duke, Bryce 2-2; Blue, Jadan 1-17; Blumrick, Connor 1-14; Gosnell, Stephen 1-10. INTERCEPTIONS: GT — Powell-Lee. VT — Lawson. FUMBLE RECOVERIES: GT — Powell-Lee; Scott, Collins. VT — None. FORCED FUMBLES: GT — Thomas, Douse. VT — None. TACKLES FOR LOSS: GT — Douse 2.5-18; Thomas 1.0-12; Kennard 1.0-4; White 0.5-0. VT — Kendrick 2.0-12; Garbutt 1.0-11; Griffin 1.0-5; Nelson 0.5-1; Holfield 0.5-0. SACKS: GT — Douse 2.5-18; Thomas 1.0-12; Kennard 1.0-4; White 0.5-0. VT — Kendrick 2.0-12; Garbutt 1.0-11; Griffin 1.0-5; Nelson 0.5-1; Holfield 0.5-0.

MIAMI (FL) GEORGIA TECH

35 14

Nov. 12, 2022 • Atlanta, Ga. • Bobby Dodd Stadium Attendance: 33,857

SCOREBOARD table with columns 1, 2, 3, 4, FINAL and rows for Miami (FL) and Georgia Tech.

FIRST QUARTER

8:44 MIA - Mallory, Will 22 yd pass from Brown, Jacurri (Borregales, Andr kick), 11-75 6:16

SECOND QUARTER

9:26 MIA - Skinner, Jaleel 4 yd pass from Brown, Jacurri (Borregales, Andr kick), 14-93 7:31 0:30 GT - McColium, N. 9 yd pass from Pyron, Zach (Stewart, G. kick), 15-99 4:19

FOURTH QUARTER

7:52 MIA - Young, Colbie 8 yd pass from Brown, Jacurri (Borregales, Andr kick), 8-51 3:54 4:29 MIA - Knighton, Jaylan 2 yd run (Borregales, Andr kick), 4-34 1:44 2:36 MIA - Kinchens, Kamren 99 yd interception return (Borregales, Andr kick) 0:36 GT - Kinchens, Kamren 99 yd interception return (Borregales, Andr kick)

TEAM STATISTICS

Large table comparing Miami (FL) and Georgia Tech statistics including First Downs, Rushes-Yards, Passing Yards, etc.

INDIVIDUAL STATISTICS

RUSHING: GT — Pyron, Zach 8-66; Smith, Don. 5-27; Felix, Jamie 4-18; Hall, H. 8-15; Gibson, Zach 2-3. MIA — Knighton, Jaylan 16-118; Brown, Jacurri 19-87; Smith, Brashard 1-9; Franklin, Jr., T 3-7; Stanley, Lucious 3-6; TEAM 2(-10). PASSING: GT — Pyron, Zach 12-22-2 114; Gibson, Zach 12-21-2 120. MIA — Brown, Jacurri 14-19-0 136. RECEIVING: GT — McColium, N. 8-101; Hall, H. 5-19; Felix, Jamie 3-19; Rutherford, M. 2-33; Carter, M. 2-24; Smith, Don. 2-6; Harris, P. 1-23; Benson, L. 1-9. MIA — Smith, Brashard 4-37; Restrepo, Xavier 3-10; Ladsion Jr., Fran 2-42; Young, Colbie 2-19; Mallory, Will 1-22; Skinner, Jaleel 1-4; Franklin, Jr., T 1-2. INTERCEPTIONS: GT — None. MIA — Kinchens (3); Stevenson. FUMBLE RECOVERIES: GT — None. MIA — None. FORCED FUMBLES: GT — None. MIA — None. TACKLES FOR LOSS: GT — Wallace 1.0-9; White 1.0-1; Kennard 0.5-0; Scott 0.5-1; MIA — Agude 1.5-4; Stevenson 1.0-2; Porter 1.0-2; Williams 1.0-2; Harvey 1.0-1; Flagg 1.0-1; Kinchens 0.5-1; Johnson 0.5-1; Miller 0.5-1; Smith 0.5-1; Taylor 0.5-0. SACKS: GT — Wallace 1.0-9. MIA — Agude 1.0-3; Harvey 1.0-1



GEORGIA TECH NO. 13/11 UNC

Nov. 19, 2022 • Chapel Hill, N.C. • Kenan Stadium
Attendance: 44,940

SCOREBOARD	1	2	3	4	FINAL
GEORGIA TECH	0	7	7	7	21
NORTH CAROLINA	7	10	0	0	17

FIRST QUARTER
10:56 UNC - Green, Elijah 80 yd run (Burnette, Noah kick), 1-80 0:12

SECOND QUARTER
10:51 UNC - Burnette, Noah 31 yd field goal, 16-45 7:17
3:13 UNC - Green, Elijah 1 yd run (Burnette, Noah kick), 4-55 0:55
0:48 GT - Smith, Don. 2 yd run (Stewart, G. kick), 9-84 2:20

THIRD QUARTER
7:31 GT - Phommachanh, Tai 4 yd run (Stewart, G. kick), 9-68 4:59

FOURTH QUARTER
11:08 GT - Hall, H. 6 yd run (Stewart, G. kick), 9-81 5:07

TEAM STATISTICS

.....GT.....UNC
First Downs.....	19.....16
Rushes-Yards.....	49-186.....33-163
Passing Yards.....	187.....202
Pass Comp-Att-Int.....	15-23-1.....16-30-1
Total Offense.....	373.....365
Fumbles-Lost.....	3-0.....1-0
Penalties-Yards.....	2-20.....2-25
Punts-Yards (Avg./Net).....	5-191 (38.2/32.6).....5-226 (45.2/44.2)
Kickoffs-Yards (Avg./Net).....	4-259 (64.8-39.8).....4-252 (63.0/38.5)
Punt Returns (No.-Yds.-TD).....	1-5-0.....2-8-0
Kickoff Returns (No.-Yds.-TD).....	2-50-0.....2-50-0
Interceptions (No.-Yds.-TD).....	1-0-0.....1-0-0
Fumble Returns (No.-Yds.-TD).....	0-0-0.....0-0-0
Time of Possession.....	34:27.....25:33
Third-Down Conversions.....	8-of-15.....4-of-14
Fourth-Down Conversions.....	0-of-0.....2-of-4
Red-Zone Scores-Chances.....	3-3.....2-5
Sacks By (No.-Yds.).....	6-31.....0-0
Field Goals.....	0-1.....1-1
Points Off Turnovers.....	7.....0

INDIVIDUAL STATISTICS

RUSHING: GT — Hall, H. 14-47; Phommachanh, Tai 10-44; Carter, M. 1-40; Felix, Jamie 7-37; Smith, Don. 12-16; Gibson, Zach 2-9; TEAM 3-(6).
UNC — Green, Elijah 10-92; Hampton, Omarion 5-35; Jones, D.J. 4-23; Maye, Drake 14-13.

PASSING: GT — Gibson, Zach 13-18-0 174; Phommachanh, Tai 2-5-1 13.
UNC — Maye, Drake 16-30-1 202.

RECEIVING: GT — Rutherford, M. 6-68; Hall, H. 4-57; Smith, Don. 2-32; Carter, M. 2-13; Felix, Jamie 1-17.
UNC — Nesbit, Bryson 4-85; Downs, Josh 3-31; Blackwell, Gavin 2-54; Morales, Kamari 2-18; Green, Elijah 2-(5); Pettaway, George 1-11; Jones, J.J. 1-9; Jones, D.J. 1-(1).

INTERCEPTIONS: GT — Brooks.
UNC — Duck.

FUMBLE RECOVERIES: GT — None.
UNC — None.

FORCED FUMBLES: GT — Douse.
UNC — Echols; Duck.

TACKLES FOR LOSS: GT — White 4.0-23; Douse 2.0-14; Yondjouen 1.5-4; Thomas 1.5-2; Moore 1.0-6.
UNC — Gray 1.5-2; Echols 0.5-1; Hester 0.5-1; Biggers 0.5-1; Ritzie 0.5-0; Shaw 0.5-0.

SACKS: GT — White 3.0-19; Moore 1.0-6; Scott 1.0-5; Douse 1.0-1.
UNC — None.

#1/1 GEORGIA GEORGIA TECH

Nov. 26, 2022 • Athens, Ga. • Bobby Dodd Stadium
Attendance: 54,400

SCOREBOARD	1	2	3	4	FINAL
GEORGIA TECH	3	7	13	14	37
GEORGIA	7	0	7	0	14

FIRST QUARTER
10:43 GT - Phommachanh, Tai 7 yd run (Stewart, G. kick), 11-75 4:17
0:18 UGA - Podlesny, Jack 30 yd field goal, 12-44 5:49

SECOND QUARTER
7:59 UGA - Rosemy-Jacksain 5 yd pass from Bennett, Stetson (Podlesny, Jack kick), 6-80 3:36

THIRD QUARTER
10:40 UGA - Podlesny, Jack 50 yd field goal, 9-38 4:12
5:51 UGA - Bowers, Brock 1 yd pass from Bennett, Stetson (Podlesny, Jack kick), 7-17 3:21
4:11 UGA - Podlesny, Jack 36 yd field goal, 4-7 1:33

FOURTH QUARTER
13:45 UGA - McIntosh, Kenny 2 yd run (Podlesny, Jack kick), 5-0 2:23
11:13 UGA - Milton, Kendall 44 yd run (Podlesny, Jack kick), 2-49 0:49
2:55 GT - Carter, M. 24 yd pass from Smith, Don. (Stewart, G. kick), 6-65 2:56

TEAM STATISTICS

.....GT.....UGA
First Downs.....	15.....18
Rushes-Yards.....	28-40.....41-264
Passing Yards.....	215.....143
Pass Comp-Att-Int.....	20-36-0.....11-20-0
Total Offense.....	255.....407
Fumbles-Lost.....	1-1.....1-1
Penalties-Yards.....	6-32.....6-70
Punts-Yards (Avg./Net).....	6-289 (48.2/29.2).....2-87 (43.5/43.5)
Kickoffs-Yards (Avg./Net).....	2-128 (64.0/39.0).....8-518 (64.8/39.0)
Punt Returns (No.-Yds.-TD).....	0-0-0.....3-74-0
Kickoff Returns (No.-Yds.-TD).....	1-39-0.....1-27-0
Interceptions (No.-Yds.-TD).....	0-0-0.....0-0-0
Fumble Returns (No.-Yds.-TD).....	0-0-0.....0-0-0
Time of Possession.....	28:54.....31:06
Third-Down Conversions.....	3-of-13.....6-of-13
Fourth-Down Conversions.....	2-of-4.....2-of-2
Red-Zone Scores-Chances.....	1-1.....5-5
Sacks By (No.-Yds.).....	0-0.....4-16
Field Goals.....	0-0.....3-3
Points Off Turnovers.....	7.....3

INDIVIDUAL STATISTICS

RUSHING: GT — Smith, Don. 10-34; Phommachanh, Tai 5-12; Felix, Jamie 5-6; Gibson, Zach 5-3; Hall, H. 1-1; King, R. 1-minus 3; Shanehan, D. 1-minus 13.
UGA — McIntosh, Kenny 12-86; Edwards, Dajun 8-57; Milton, Kendall 4-56; Robinson, Branson 6-26; Bennett, Stetson 5-21; McCoskey, Ladd 1-14; Bowers, Brock 2-4; Beck, Carson 1-3; TEAM 2-minus 3.

PASSING: GT — Gibson, Zach 19-35-0 191; Smith, Don. 1-1-0-24; Phommachanh, Tai 0-0-0-0.
UGA — Bennett, Stetson 10-18-0 140; Beck, Carson 1-2-0-3.

RECEIVING: GT — McCollum, N. 6-65; Smith, Don. 4-28; Rutherford, M. 3-14; Jenkins, EJ 2-47; Blackburn, Leo 2-32; Felix, Jamie 2-5; Carter, M. 1-24.
UGA — Bowers, Brock 5-20; McIntosh, Kenny 2-96; Washington, Darn 1-11; Bell, Dillon 1-8; Rosemy, Jacksain 1-5; Mews, Mekhi 1-3.

INTERCEPTIONS: GT — None.
UGA — None.

FUMBLE RECOVERIES: GT — None.
UGA — None.

FORCED FUMBLES: GT — Eley.
UGA — Dumas-Johnson.

TACKLES FOR LOSS: GT — Powell-Lee 1.0-3; White 1.0-3.
UGA — Mondon Jr. 1.5-10; Carter 1.5-3; Smith 1.5-2; Alexander 1.0-4; Dumas-Johnson 1.0-2; Bullard 1.0-2; Jones Jr. 1.0-1; Williams 0.5-5; Sherman 0.5-5.

SACKS: GT — None.
UGA — Alexander 1.0-4; Smith 1.0-1; Jones Jr. 1.0-1; Williams 0.5-5; Sherman 0.5-5.

HONORS AND AWARDS
FRESHMAN ALL-AMERICA COLLEGE FOOTBALL NEWS

- Fr. DB Clayton Powell-Lee (Honorable Mention)

ALL-ACC

- Sr. LB Ayinde Eley (2nd)
- Fr. DB LaMiles Brooks (3rd)
- Sr. LB Charlie Thomas (3rd)
- R-Sr. DL Keion White (3rd)
- Sr. RB Hassan Hall (HM)
- Jr. DB Zamari Walton (HM)

ALL-ACC ASSOCIATED PRESS

- Sr. LB Charlie Thomas (2nd)

ALL-ACC ACADEMIC TEAM

- r-So. LS Henry Freer
- r-Fr. PK Jude Kelley
- Jr. TE Dylan Leonard
- r-Fr. DL Jason Moore
- Fr. DB Clayton Powell-Lee
- So. P David Shanahan
- So. PK Gavin Stewart

CSC ACADEMIC ALL-DISTRICT

- So. PK Gavin Stewart

ACC ROOKIE OF THE WEEK

- Fr. QB Zach Pyron (Nov. 5 at Virginia Tech)

ACC RUNNING BACK OF THE WEEK

- Sr. RB Hassan Hall (Oct. 1 at Pitt)

ACC LINEBACKER OF THE WEEK

- Sr. LB Charlie Thomas (Oct. 1 at Pitt)
- Sr. LB Charlie Thomas (Nov. 5 at Virginia Tech)

ACC DEFENSIVE BACK OF THE WEEK

- Fr. DB Clayton Powell-Lee (Nov. 5 at Virginia Tech)

ACC SPECIALIST OF THE WEEK

- So. PK Gavin Stewart (Oct. 1 at Pitt)

CAMPBELL TROPHY SEMIFINALIST SCHOLAR-ATHLETE

- Jr. TE Dylan Leonard

BURLSWORTH TROPHY NOMINEE WALK-ON

- r-Fr. OL Joe Fusile

JOHNNY UNITATS GOLDEN ARM
AWARD WATCH LIST QUARTERBACK

- So. QB Jeff Sims

DOAK WALKER AWARD WATCH LIST RUNNING BACK

- Sr. RB Hassan Hall
- r-Jr. RB Dontae Smith

CAMPBELL TROPHY WATCH LIST

- Jr. TE Dylan Leonard

WUERFFEL TROPHY WATCH LIST

- r-Jr. DB Myles Sims

AFCA GOOD WORKS TEAM NOMINEE

- r-Jr. DB Myles Sims

SENIOR BOWL WATCH LIST

- Sr. LB Charlie Thomas
- r-Sr. DL Keion White

NFLPA COLLEGIATE BOWL BIG BOARD

- Sr. DB Tariq Carpenter
- Jr. WR Malachi Carter
- Jr. RB Jordan Mason
- Jr. DB Tre Swilling
- Jr. DB Juanyeh Thomas
- Jr. DL Keion White

ACC POSTGRADUATE SCHOLARSHIP

- Jr. TE Dylan Leonard

NFF HAMPSHIRE HONOR SOCIETY

- Jr. TE Dylan Leonard

RECORD BOOK



RUSHING

ATTEMPTS
GAME

44 – TaQuon Marshall vs. Tenn., 2017

SEASON

297 – Tashard Choice, 2006

CAREER

914 – Robert Lavette, 1981-84

YARDS
GAME

356 – Eddie Lee Ivery vs. Air Force, 1978

SEASON

1,562 – Eddie Lee Ivery, 1978

CAREER

4,066 – Robert Lavette, 1981-84

TOUCHDOWNS
GAME

5 – TaQuon Marshall vs. Tennessee, 2017

SEASON

20 – Tevin Washington, 2012

CAREER

45 – Robert Lavette, 1981-84

YARDS PER ATTEMPT
GAME [MIN. 25 ATTEMPTS]

13.7 – Eddie Lee Ivery vs. Air Force, 1978

SEASON [MIN. 100 ATTEMPTS]

7.2 – Dorsey Levens, 1993

SEASON [MIN. 50 ATTEMPTS]

10.1 – Orwin Smith, 2011

CAREER [MIN. 400 ATTEMPTS]

6.2 – Jonathan Dwyer, 2007-09

CAREER [MIN. 300 ATTEMPTS]

6.4 – Anthony Allen, 2009-10

CAREER [MIN. 200 ATTEMPTS]

7.6 – Roddy Jones, 2008-11

RUSHING YARDS BY QUARTERBACK
GAME

249 – TaQuon Marshall vs. Tennessee, 2017

SEASON

1,146 – TaQuon Marshall, 2017

CAREER

2,806 – Joshua Nesbitt, 2007-10

LONGEST RUSH
GAME

95 – Orwin Smith vs. Kansas, 2011

PASSING

ATTEMPTS
GAME

61 – Larry Good vs. Tennessee, 1968

SEASON

384 – George Godsey, 2001

CAREER

1,363 – Reggie Ball, 2003-06

COMPLETIONS
GAME

39 – George Godsey vs. Virginia, 2001

SEASON

249 – George Godsey, 2001

CAREER

662 – Reggie Ball, 2003-06

MOST COMPLETIONS WITHOUT INT
GAME

35 – George Godsey vs. Clemson, 2000

CONSECUTIVE COMPLETIONS
SEASON

18 – Joe Hamilton, 1999 [Florida State (15), The Citadel (3)]

YARDS
GAME

486 – George Godsey vs. Virginia, 2001

SEASON

3,085 – George Godsey, 2001

CAREER

8,882 – Joe Hamilton, 1996-99

TOUCHDOWNS
GAME

5 – Eddie McAshan vs. Rice, 1972; Joe Hamilton vs. Clemson, 1999

SEASON

29 – Joe Hamilton, 1999

CAREER

65 – Joe Hamilton, 1996-99

INTERCEPTIONS
GAME

5 – Jerry Priestley vs. Tennessee, 1964; Eddie McAshan vs. Rice, 1972

SEASON

21 – Eddie McAshan, 1970

CAREER

55 – Reggie Ball, 2003-06

YARDS PER GAME
SEASON

278.2 – Joe Hamilton, 1999

CAREER

206.6 – Joe Hamilton, 1996-99

YARDS PER COMPLETION
SEASON [MIN. 100 COMPLETIONS]

15.1 – Joe Hamilton, 1999

SEASON [MIN. 75 COMPLETIONS]

22.7 – Joshua Nesbitt, 2009

CAREER [MIN. 200 COMPLETIONS]

18.4 – Justin Thomas, 2013-16

CAREER [MIN. 100 COMPLETIONS]

18.9 – Joshua Nesbitt, 2007-10; Tevin Washington, 2009-12

YARDS PER ATTEMPT
SEASON [MIN. 100 ATTEMPTS]

11.01 – Tevin Washington, 2011

CAREER [MIN. 500 ATTEMPTS]

8.94 – Justin Thomas, 2013-16

CAREER [MIN. 300 ATTEMPTS]

9.60 – Tevin Washington, 2009-12

COMPLETION PERCENTAGE
GAME

 .880 – Joe Hamilton vs. Florida State, 1999
(22-25)

SEASON [MIN. 75 ATTEMPTS]

.666 – Joe Hamilton, 1999

CAREER [MIN. 150 ATTEMPTS]

.633 – George Godsey, 1998-01

PASS EFFICIENCY RATING
GAME [MIN. 15 ATTEMPTS]

309.8 – George Godsey vs. Navy, 2001

GAME [MIN. 10 ATTEMPTS]

312.8 – Tevin Washington vs. W. Carolina, 2011

SEASON

175.0 – Joe Hamilton, 1999

CAREER

148.2 – Joe Hamilton, 1996-99

LONGEST PASS
GAME

96 – Joe Hamilton (to Charlie Rogers) vs. UCF, 1996

RECEIVING

RECEPTIONS
GAME

14 – John Sias vs. Navy, 1968; Steve Harkey vs. South Carolina, 1970; Robert Lavette vs. Notre Dame, 1981; Kelly Campbell vs. Clemson, 2000

SEASON

78 – Jonathan Smith, 2003

CAREER

195 – Kelly Campbell, 1998-2001

YARDS
GAME

243 – Dez White vs. Virginia, 1998

SEASON

1,202 – Calvin Johnson, 2006

CAREER

2,927 – Calvin Johnson, 2004-06

TOUCHDOWNS
GAME

4 – Buck Martin vs. Auburn, 1951

SEASON

15 – Calvin Johnson, 2006

CAREER

28 – Calvin Johnson, 2004-06



INDIVIDUAL RECORDS

YARDS PER RECEPTION**SEASON** [MIN. 25 RECEPTIONS]

29.3 – Stephen Hill, 2011

CAREER [MIN. 50 RECEPTIONS]

20.4 – Dez White, 1997-99

LONGEST RECEPTION**GAME**

96 – Charlie Rogers (from Joe Hamilton) vs. UCF, 1996

TOTAL OFFENSE**MOST PLAYS****GAME**

68 – Larry Good vs. Tennessee, 1968

SEASON

489 – Reggie Ball, 2003

CAREER

1,858 – Reggie Ball, 2003-06

YARDS**GAME**

477 – George Godsey vs. Virginia, 2001

SEASON

3,794 – Joe Hamilton, 1999

CAREER

10,640 – Joe Hamilton, 1996-99

YARDS PER GAME**SEASON**

344.9 – Joe Hamilton, 1999

CAREER

247.4 – Joe Hamilton, 1996-99

YARDS PER PLAY**SEASON**

8.27 – Joe Hamilton, 1999

CAREER

6.99 – Joe Hamilton, 1996-99

TOUCHDOWN RESPONSIBILITY**GAME**5 – Eddie McAshan vs. Rice, 1972;
Joe Hamilton vs. Florida State, 1999;
Joe Hamilton vs. Clemson, 1999;
Vad Lee vs. Duke, 2013;
Justin Thomas vs. Georgia Southern, 2014;
TaQuon Marshall vs. Tennessee, 2017**SEASON**

35 – Joe Hamilton, 1999

CAREER

83 – Joe Hamilton, 1996-99

ALL-PURPOSE YARDS**GAME**

367 – Eddie Lee Ivery vs. Air Force, 1978

SEASON

1,879 – Eddie Lee Ivery, 1978

CAREER

5,393 – Robert Lavette, 1981-84

SCORING**POINTS SCORED****GAME**

30 – TaQuon Marshall vs. Tennessee, 2017

SEASON

120 – Tevin Washington, 2012

CAREER

337 – Harrison Butker, 2013-16

TOUCHDOWNS**GAME**

5 – TaQuon Marshall vs. Tennessee, 2017

SEASON

20 – Tevin Washington, 2012

CAREER

46 – Robert Lavette, 1981-84

DEFENSIVE TOUCHDOWNS**GAME**

2 – Rick Lewis vs. Tulane, 1970

SEASON

3 – Jeff Ford, 1969; Jerrard Tarrant, 2009

CAREER

4 – Jeff Ford, 1969-71

TWO-POINT CONVERSIONS**GAME**2 – Joel Stevenson vs. Duke, 1968;
Kerry Watkins vs. Wake Forest, 1999**SEASON**2 – Joel Stevenson, 1968;
Kenny Bounds, 1968;
Joe Hamilton, 1998;
Kerry Watkins, 1999**CAREER**

3 – Kerry Watkins, 1999-02

KICKING**POINTS BY KICKING****GAME**

17 – Ron Rice vs. Citadel, 1982

SEASON

106 – Travis Bell, 2007

CAREER

337 – Harrison Butker, 2013-16

PATs ATTEMPTED**GAME**

10 – Luke Manget vs. Navy, 2001

SEASON

66 – Harrison Butker, 2014

CAREER

210 – Luke Manget, 1999-2002

PATs MADE**GAME**

10 – Luke Manget vs. Navy, 2001

SEASON

65 – Harrison Butker, 2014

CAREER

208 – Harrison Butker, 2013-16

CONSECUTIVE PATs MADE**SEASON**

56 – Justin Moore, 2011

CAREER

160 – Luke Manget, 1999-2002

PAT PERCENTAGE**SEASON**1.000 – multiple times, most recently by:
Wesley Wells [39-of-39], 2018**CAREER**

1.000 – Luke Manget, 1999-2002 [160-of-160];

Travis Bell, 2004-07 [138-of-138]

FIELD GOALS ATTEMPTED**GAME**

7 – Luke Manget vs. NC State, 2001

SEASON

28 – Luke Manget, 2001; Travis Bell, 2007

CAREER

88 – Scott Sisson, 1989-92

FIELD GOALS MADE**GAME**

5 – Ron Rice vs. The Citadel, 1982

SEASON

23 – Travis Bell, 2007

CAREER

61 – Travis Bell, 2004-07

FIELD GOALS PERCENTAGE**SEASON**

1.000 – Wesley Wells, 2018 (9-9)

CAREER

.743 – Scott Blair, 2007-10 (41-56)

LONGEST FIELD GOAL MADE**GAME**

55 – E.O. Wheeler vs. VMI, 1973; Ron Rice vs. The Citadel, 1982; David Bell vs. Georgia, 1986

LONGEST FIELD GOAL ATTEMPTED**GAME**

64 – Ron Rice vs. Auburn, 1982

PUNTING**MOST PUNTS****GAME**

13 – Pressley Harvin III vs. Georgia, 2019

HISTORIC

21 – Hawk Cavette vs. Florida, 1938

SEASON

88 – Jeff Pierce, 1980

CAREER

252 – Jeff Pierce, 1978-81

YARDS
GAME

587 – Pressley Harvin III vs. Georgia, 2019

SEASON

3,609 – Jeff Pierce, 1980

CAREER

10,271 – Jeff Pierce, 1978-81

YARDS PER PUNT
GAME [MIN. 3 PUNTS]

60.0 – Durant Brooks vs. North Carolina, 2007

GAME [MIN. 2 PUNTS]

65.5 – Michael Kelley vs. Alabama, 1979

SEASON [MIN. 35 PUNTS]

48.0 – Pressley Harvin III, 2020

CAREER [MIN. 75 PUNTS]

45.31 – Durant Brooks, 2006-07

LONGEST PUNT
GAME

80 – Michael Kelley vs. Alabama, 1979

HISTORIC

85 – Buck Flowers vs. Davidson, 1920

RETURNS
KICKOFF RETURNS
GAME

7 – five times

SEASON

37 – Orwin Smith, 2009

CAREER

94 – Drew Hill, 1975-78

KICKOFF RETURN YARDS
GAME

230 – Jamal Golden vs. North Carolina, 2012 (7 ret)

SEASON

888 – Orwin Smith, 2009

CAREER

2,357 – Drew Hill, 1975-78

KICKOFF RETURN TOUCHDOWNS
GAME

 1 – 16 times, most recently:
Lamont Simmons at Miami (Fla.), 2017

SEASON

 2 – Drew Hill, 1978; Jamal Golden, 2012;
Juanyeh Thomas, 2018

CAREER

 2 – Drew Hill, 1975-78;
Gary Lee, 1983-86;
Dez White, 1997-99;
Jamal Golden, 2011-15;
Juanyeh Thomas, 2018-pres.

YARDS PER KICKOFF RETURN
GAME [MIN. 2 RETURNS]

58.5 – Drew Hill vs. Georgia, 1978

SEASON [MIN. 10 RETURNS]

30.0 – Drew Hill, 1978

CAREER [MIN. 15 RETURNS]

25.4 – Drew Hill, 1975-78

LONGEST KICKOFF RETURN
GAME

 100 – Drew Hill vs. Georgia, 1978;
Dez White vs. Maryland, 1998;
Jamal Golden vs. North Carolina, 2012;
Juanyeh Thomas vs. Georgia, 2018

HISTORIC

102 – Dewey Scarboro vs. Georgetown, 1919

PUNT RETURNS
GAME

9 – Kelley Rhino vs. The Citadel, 2001

SEASON

 48 – Willie Clay, 1991;
Kelley Rhino, 2001

CAREER

112 – Kelley Rhino, 1999-2002

PUNT RETURN YARDS
GAME

149 – Gerry Bussell vs. Auburn, 1962

SEASON

515 – Kelley Rhino, 2001

CAREER

1,135 – Kelley Rhino, 1999-2002

PUNT RETURN TOUCHDOWNS
GAME

 1 – several times, most recently:
Jerrard Tarrant vs. Clemson, 2009

SEASON

 2 – Jimmy Brown, 1966;
Charlie Rogers, 1998;
Jonathan Smith, 2003;
Jerrard Tarrant, 2009

CAREER

3 – Jimmy Brown, 1965-67

YARDS PER PUNT RETURN
GAME [MIN. 2 RETURNS]

68.0 – Randy Rhino vs. South Carolina, 1972

SEASON [MIN. 10 RETURNS]

22.6 – Jimmy Brown, 1965

CAREER [MIN. 25 RETURNS]

15.2 – Charlie Rogers, 1995-99

LONGEST PUNT RETURN
GAME

95 – Randy Rhino vs. South Carolina, 1972

DEFENSE
INTERCEPTIONS
GAME

 3 – Bobby Moorhead vs. Auburn, 1952;
Bubba Hoats vs. Georgia, 1969;
Randy Rhino vs. Rice, 1972;
Ken Swilling vs. Boston College, 1989;
Brian Wilkins vs. Florida State, 1996

HISTORIC

3 – Howard Ector vs. Vanderbilt, 1937

SEASON

9 – Jeff Ford, 1969; Willie Clay, 1991

CAREER

16 – Willie Clay, 1988-91

INTERCEPTION RETURN YARDS
GAME

100 – Jeff Ford vs. Notre Dame, 1969

SEASON

257 – Jeff Ford, 1969

CAREER

320 – Jeff Ford, 1969-71

INTERCEPTION RETURNS FOR TD
SEASON

3 – Jeff Ford, 1969 (TIED NCAA RECORD)

CAREER

4 – Jeff Ford, 1969-71

TACKLES
GAME

By Linebacker: 28 – Eric Wilcox vs. Georgia, 1967

By Down Lineman: 20 – John Battle vs. Duke, 1964

By Defensive Back: 19 – Danny Rhino vs. Virginia, 1974;

Cleve Pounds vs. Auburn, 1984;

Cleve Pounds vs. NC State, 1984;

Ken Swilling vs. Virginia, 1989

SEASON

By Linebacker: 188 – Joe Harris, 1974

By Down Lineman: 112 – John Battle, 1965

By Defensive Back: 114 – Cleve Pounds, 1984

CAREER

By Linebacker: 467 – Keith Brooking, 1994-97

By Down Lineman: 271 – Franklin Brooks, 1952-55

By Defensive Back: 283 – Isaiah Johnson, 2010-14

TACKLES FOR LOSS
GAME

7 – Pat Swilling vs. NC State, 1985

SEASON

24 – Eric Henderson, 2003

CAREER

59.5 – Eric Henderson, 2002-05

SACKS
GAME

7 – Pat Swilling vs. NC State, 1985

SEASON

15 – Pat Swilling, 1985

CAREER

31.5 – Jeremiah Attaochu, 2010-13

FUMBLES FORCED
GAME

 2 – 12 times, most recently:
Jordan Domineck vs. Kennesaw St., 2021

FUMBLES RECOVERED
GAME

 2 – 18 times, most recently:
Charlie Thomas at Louisville,
Oct. 5, 2018

RUSHING



Robert Lavette

RUSHING YARDS

CAREER

PLAYER	YEARS	YDS
1. Robert Lavette	1981-84	4,066
2. Jerry Mays	1985-89	3,699
3. Eddie Lee Ivery	1975-78	3,517
4. Tashard Choice	2005-07	3,365
5. P.J. Daniels	2002-05	3,346
6. Jonathan Dwyer	2007-09	3,226
7. Joshua Nesbitt	2007-10	2,806
8. Joe Burns	1998-01	2,634
9. Justin Thomas	2013-16	2,412
10. C.J. Williams	1994-96	2,365
11. Jordan Mason	2018-21	2,349
12. David Sims	1974-76	2,274
13. David Sims	2010-13	2,252
14. Tevin Washington	2009-12	2,225
15. TaQuon Marshall	2015-18	2,189
16. Zach Laskey	2011-14	2,033
17. William Bell	1989-93	2,026
18. Anthony Allen	2009-10	1,934
19. Roddy Jones	2008-11	1,846
20. Orwin Smith	2009-12	1,839
21. Leon Hardeman	1951-53	1,794
22. Ronny Cone	1979-83	1,777
23. Joe Hamilton	1996-99	1,758
24. Lenny Snow	1965-67	1,743
25. Bill Teas	1951-54	1,689
26. Jimmy Lincoln	1991-94	1,601
27. Cory Collier	1983-86	1,590
28. Malcolm King	1984-87	1,576
29. Bobby North	1947-50	1,505
30. Reggie Ball	2003-06	1,451
31. Brent Cunningham	1969-71	1,446
32. Charles Wiley	1995-98	1,431
33. Greg Horne	1971-73	1,425
34. Synjyn Days	2011-14	1,396
35. Glenn Turner	1951-53	1,329
36. Sean Gregory	1998-01	1,290
37. Charlie Rogers	1995-98	1,287
38. Clinton Lynch	2014-18	1,287
39. Phillip Rogers	1995-99	1,264
40. Rodney Lee	1977-79	1,250
41. Jahmyr Gibbs	2020-21	1,206
42. Robert Godhigh	2010-13	1,191
43. KirVonte Benson	2016-18	1,169

44. Adrian Rucker	1974-77	1,162
45. Bucky Shamburger	1975-78	1,162
46. Dontae Smith	2019-pres.	1,159
47. Tobias Oliver	2018-21	1,155
48. Jeff Sims	2020-22	1,152
49. Michael Smith	1991-94	1,083
50. Vad Lee	2012-13	1,057

SEASON

PLAYER	YEAR	YDS
1. Eddie Lee Ivery	1978	1,562
2. Tashard Choice	2006	1,473
3. P.J. Daniels	2003	1,447
4. Jonathan Dwyer	2008	1,395
5. Jonathan Dwyer	2009	1,395
6. Tashard Choice	2007	1,379
7. Jerry Mays	1989	1,349
8. Anthony Allen	2010	1,316
9. Robert Lavette	1982	1,208
10. Robert Lavette	1984	1,189
11. Joe Burns	2001	1,165
12. TaQuon Marshall	2017	1,146
13. C.J. Williams	1995	1,138
14. Justin Thomas	2014	1,086
15. KirVonte Benson	2017	1,053
16. Joshua Nesbitt	2009	1,037
17. Tevin Washington	2011	987

ATTEMPTS

CAREER

PLAYER	YEARS	ATT
1. Robert Lavette	1981-84	914
2. P.J. Daniels	2002-05	707
3. Jerry Mays	1985-89	695
4. Tashard Choice	2005-07	675
5. Joshua Nesbitt	2005-07	653
6. Joe Burns	1998-2001	614
7. Eddie Lee Ivery	1975-78	609
8. Tevin Washington	2009-12	542
9. C.J. Williams	1994-96	539
10. Jonathan Dwyer	2007-09	517
11. Justin Thomas	2013-16	505
12. Joe Hamilton	1996-99	501
13. Reggie Ball	2003-06	495
14. TaQuon Marshall	2015-18	478
15. Jordan Mason	2018-21	449

16. Lenny Snow	1965-67	445
17. David Sims	2010-13	438
18. William Bell	1989-93	418
19. Shawn Jones	1989-92	392
20. Zach Laskey	2011-14	388

SEASON

PLAYER	YEAR	ATT
1. Tashard Choice	2006	297
2. P.J. Daniels	2003	283
3. Joe Burns	2001	282
4. Robert Lavette	1982	280
5. Joshua Nesbitt	2009	279
6. Eddie Lee Ivery	1978	267
7. Tashard Choice	2007	261
8. Robert Lavette	1984	260
9. Jerry Mays	1989	249
10. TaQuon Marshall	2017	247

YARDS PER ATTEMPT (MIN. 200 ATTEMPTS)

CAREER

PLAYER	YEARS	AVG
1. Roddy Jones	2008-11	7.59
2. Anthony Allen	2009-10	6.36
3. Jonathan Dwyer	2007-09	6.24
4. David Sims	1974-76	6.00
5. Charlie Rogers	1995-98	5.85
6. Eddie Lee Ivery	1975-78	5.78
7. Bill Teas	1951-54	5.74
8. Synjyn Days	2011-14	5.47
9. Leon Hardeman	1951-53	5.32
10. Jerry Mays	1985-89	5.32

YARDS PER GAME (MIN. 200 ATTEMPTS)

SEASON

PLAYER	YEAR	AVG
1. Eddie Lee Ivery	1978	142.0
2. Jerry Mays	1989	122.6
3. Tashard Choice	2007	114.9
4. P.J. Daniels	2003	111.3
5. Robert Lavette	1982	109.8
6. Robert Lavette	1984	108.1
7. Jonathan Dwyer	2008	107.3
8. Tashard Choice	2006	105.2
9. TaQuon Marshall	2017	104.2
10. C.J. Williams	1995	103.5

TOUCHDOWNS

CAREER

PLAYER	YEARS	TD
1. Robert Lavette	1981-84	45
2. Tevin Washington	2009-12	38
3. Joshua Nesbitt	1981-84	35
4. Jonathan Dwyer	2007-09	35
5. Joe Burns	1998-01	31
6. TaQuon Marshall	2015-18	29
7. Tashard Choice	2005-07	28
8. P.J. Daniels	2002-05	23
9. David Sims	2010-13	23
10. Leon Hardeman	1951-53	22
11. Eddie Lee Ivery	1975-78	22
12. Justin Thomas	2013-16	22
13. David Sims	1974-76	21
14. C.J. Williams	1994-96	20
15. Orwin Smith	2009-12	20



SEASON

PLAYER	YEAR	TD
1. Tevin Washington	2012	20
2. Robert Lavette	1982	19
3. Joshua Nesbitt	2009	18
4. TaQuon Marshall	2017	17
5. Robert Lavette	1984	14
Joe Burns	2001	14
Jonathan Dwyer	2009	14
Tevin Washington	2011	14
9. Sean Gregory	1999	13
10. Lenny Snow	1966	12
C.J. Williams	1995	12
Joe Burns	2000	12
Tashard Choice	2006	12
Jonathan Dwyer	2008	12
Dedrick Mills	2016	12

100-YARD GAMES

CAREER

PLAYER	YEARS	G
1. Robert Lavette	1981-84	18
Tashard Choice	2005-07	18
3. Jonathan Dwyer	2007-09	17
4. P.J. Daniels	2002-05	16
5. Jerry Mays	1985-89	15
6. Eddie Lee Ivery	1975-78	14
7. Joe Burns	1998-01	11
8. C.J. Williams	1994-96	10
TaQuon Marshall	2015-18	10
10. David Sims	1974-76	8
Joshua Nesbitt	2007-10	8
Anthony Allen	2009-10	8

SEASON

PLAYER	YEAR	G
1. Tashard Choice	2006	9
Jonathan Dwyer	2008	9
3. Eddie Lee Ivery	1978	8
Tashard Choice	2007	8
5. Robert Lavette	1982	7
Jerry Mays	1989	7
Jonathan Dwyer	2009	7
8. Robert Lavette	1984	6
C.J. Williams	1995	6
Joe Burns	2001	6
P.J. Daniels	2003	6
P.J. Daniels	2005	6
Anthony Allen	2010	6
TaQuon Marshall	2017	6

CONSECUTIVE 100-YARD GAMES

CAREER

PLAYER	YEARS	G
1. Tashard Choice	2006-07	9
2. Eddie Lee Ivery	1978	7
3. Tony Hollings	2002	4
P.J. Daniels	2004-05	4
Jonathan Dwyer	2008	4
Jonathan Dwyer	2009	4

200-YARD GAMES

CAREER

PLAYER	YEARS	G
1. Jerry Mays	1985-89	2
P.J. Daniels	2002-05	2
3. Brent Cunningham	1969-71	1
Eddie Lee Ivery	1975-78	1
Robert Lavette	1981-84	1
Jimmy Lincoln	1991-94	1
C.J. Williams	1994-96	1
Tashard Choice	2005-07	1
Roddy Jones	2008-11	1
TaQuon Marshall	2015-18	1

RUSHING YARDS BY QUARTERBACK

CAREER

PLAYER	YEARS	YDS
1. Josh Nesbitt	2007-10	2,806
2. Justin Thomas	2013-16	2,412
3. Tevin Washington	2009-12	2,225
4. TaQuon Marshall	2015-18	2,131
5. Joe Hamilton	1996-99	1,758
6. Reggie Ball	2003-06	1,451
7. Jeff Sims	2020-22	1,152
8. Tobias Oliver	2018-21	1,136
9. Vad Lee	2012-13	1,057
10. Danny Myers	1973-75	921

SEASON

PLAYER	YEAR	YDS
1. TaQuon Marshall	2017	1,146
2. Justin Thomas	2014	1,086
3. Joshua Nesbitt	2009	1,037
4. Tevin Washington	2011	987
5. TaQuon Marshall	2018	971
6. Joshua Nesbitt	2010	737
7. Joe Hamilton	1999	734
8. Joshua Nesbitt	2008	693
9. Tevin Washington	2012	684
10. Justin Thomas	2016	604

RUSHING TOUCHDOWNS BY

QUARTERBACK

CAREER

PLAYER	YEARS	TD
1. Tevin Washington	2009-12	38
2. Joshua Nesbitt	2007-10	35
3. TaQuon Marshall	2015-18	29
4. Justin Thomas	2013-16	22
5. Shawn Jones	1989-92	19
6. Joe Hamilton	1996-99	18
7. Vad Lee	2012-13	17
8. Billy Lothridge	1961-63	15
9. Danny Myers	1973-75	14
10. Tobias Oliver	2018-21	13

SEASON

PLAYER	YEAR	TD
1. Tevin Washington	2012	20
2. Josh Nesbitt	2009	18
3. TaQuon Marshall	2017	17
4. Tevin Washington	2011	14
5. Tobias Oliver	2018	11
6. Josh Nesbitt	2009	10
7. Billy Lothridge	1962	9
Vad Lee	2012	9
9. Vad Lee	2013	8
Justin Thomas	2014	8

YEAR-BY-YEAR LEADERS

RUSHING YARDS

YEAR	PLAYER	YDS
1950	Bobby North	663
1951	Leon Hardeman	647
1952	Bill Teas	825
1953	Bill Teas	610
1954	Jimmy Thompson	442
1955	George Volkert	583
1956	Ken Owen	497
1957	Lester Simerville	275
1958	Floyd Faucette	473

TOP SINGLE-GAME RUSHING DUO

YARDS	DUO	OPPONENT	DATE
429	Eddie Lee Ivery (356) / Darish Davis (73)	vs. Air Force	Nov. 11, 1978

TOP SINGLE-SEASON RUSHING DUOS

DUO	YEAR	YARDS
1. Jonathan Dwyer (1,395) / Joshua Nesbitt (1,037)	2009	2,432
2. TaQuon Marshall (1,146) / KirVonte Benson (1,053)	2017	2,199
3. Jonathan Dwyer (1,395) / Joshua Nesbitt (693)	2008	2,088
4. Anthony Allen (1,316) / Joshua Nesbitt (737)	2010	2,053
5. Justin Thomas (1,086) / Synjyn Days (924)	2014	2,010

TOP SINGLE-SEASON RUSHING TRIOS

TRIO	YEAR	YARDS
1. J. Dwyer (1,395) / J. Nesbitt (1,037) / A. Allen (618)	2009	3,050
2. Justin Thomas (1,086) / Synjyn Days (924) / Zach Laskey (851)	2014	2,861
3. Jonathan Dwyer (1,395) / Josh Nesbitt (693) / Roddy Jones (690)	2008	2,778
4. Anthony Allen (1,316) / Josh Nesbitt (737) / Orwin Smith (516)	2010	2,569
5. TaQuon Marshall (971) / Tobias Oliver (876) / Jordan Mason (659)	2018	2,506
6. TaQuon Marshall (1,146) / KirVonte Benson (1,053) / Nathan Cottrell (271)	2017	2,470
7. Tevin Washington (987) / David Sims (698) / Orwin Smith (615)	2011	2,329
8. Bill Teas (788) / Windle Hardeman (776) / Glenn Turner (672)	1952	2,236
9. T. Choice (1,379) / J. Dwyer (436) / J. Nesbitt (339)	2007	2,154
10. David Sims (884) / Robert Godhigh (744) / Vad Lee (513)	2013	2,141

1959	Floyd Faucette	330
1960	Chick Graning	315
1961	Mike McNames	350
1962	Billy Lothridge	478
1963	Ray Mendheim	427
1964	Johnny Gresham	437
1965	Lenny Snow	597
1966	Lenny Snow	761
1967	Lenny Snow	385
1968	Kenny Bounds	188
1969	Brent Cunningham	459
1970	Brent Cunningham	740
1971	Greg Horne	500
1972	Greg Horne	558
1973	Cleo Johnson	451
1974	David Sims	881
1975	David Sims	590
1976	David Sims	803
1977	Eddie Lee Ivery	900
1978	Eddie Lee Ivery	1,562
1979	Ronny Cone	617
1980	David Allen	466
1981	Robert Lavette	866
1982	Robert Lavette	1,208
1983	Robert Lavette	803
1984	Robert Lavette	1,189
1985	Cory Collier	606
1986	Jerry Mays	842
1987	Malcolm King	383
1988	Jerry Mays	942
1989	Jerry Mays	1,349
1990	William Bell	891
1991	Jimmy Lincoln	913
1992	Michael Smith	336
1993	Dorsey Levens	823
1994	C.J. Williams	564
1995	C.J. Williams	1,138
1996	C.J. Williams	663
1997	Charles Wiley	567
1998	Joe Burns	474
1999	Sean Gregory	837
2000	Joe Burns	908
2001	Joe Burns	1,165
2002	Tony Hollings	633
2003	P.J. Daniels	1,447
2004	P.J. Daniels	714
2005	P.J. Daniels	930
2006	Tashard Choice	1,473
2007	Tashard Choice	1,379
2008	Jonathan Dwyer	1,395
2009	Jonathan Dwyer	1,395
2010	Anthony Allen	1,316
2011	Tevin Washington	986
2012	Zach Laskey	697
2013	David Sims	884
2014	Justin Thomas	1,086
2015	Marcus Marshall	654
2016	Dedrick Mills	771
2017	TaQuon Marshall	1,146
2018	TaQuon Marshall	971
2019	Jordan Mason	899
2020	Jeff Sims	492
2021	Jahmyr Gibbs	794
2022	Hassan Hall	521

PASSING



Joe Hamilton

PASSING YARDS CAREER

PLAYER	YEARS	YDS
1. Joe Hamilton	1996-99	8,882
2. Shawn Jones	1989-92	8,441
3. Reggie Ball	2003-06	8,128
4. George Godsey	1998-01	6,137
5. Mike Kelley	1978-81	5,249
6. Justin Thomas	2013-16	4,754
7. Jeff Sims	2020-22	4,464
8. John Dewberry	1983-85	4,193
9. Eddie McAshan	1970-72	4,080
10. Tevin Washington	2009-12	3,312
11. Josh Nesbitt	2007-10	3,276
12. Donnie Davis	1992-95	3,261
13. Taylor Bennett	2005-07	2,804
14. Kim King	1965-67	2,763
15. A.J. Suggs	2002-03	2,422
16. Billy Lothridge	1961-63	2,394
17. Rick Strom	1983-87	2,199
18. Vad Lee	2012-13	2,157
19. Jim Bob Taylor	1981-82	2,136
20. Tommy Luginbill	1994	2,128

SEASON

PLAYER	YEAR	YDS
1. George Godsey	2001	3,085
2. Joe Hamilton	1999	3,060
3. George Godsey	2000	2,906
4. Shawn Jones	1992	2,397
5. Joe Hamilton	1997	2,314
6. Shawn Jones	1991	2,288
7. A.J. Suggs	2002	2,242
8. Joe Hamilton	1998	2,166
9. Reggie Ball	2005	2,165
10. Reggie Ball	2004	2,147
11. Taylor Bennett	2007	2,136
12. Tommy Luginbill	1994	2,128
13. Mike Kelley	1979	2,051
14. Shawn Jones	1990	2,008
15. Reggie Ball	2003	1,996
16. Jeff Sims	2020	1,881
17. John Dewberry	1984	1,846
18. Jim Bob Taylor	1982	1,839
19. Reggie Ball	2006	1,820
20. Eddie McAshan	1972	1,756

COMPLETIONS CAREER

PLAYER	YEARS	CMP
1. Reggie Ball	2003-06	662
2. Shawn Jones	1989-92	652
3. Joe Hamilton	1996-99	629
4. George Godsey	1998-01	484
5. Mike Kelley	1978-81	391
6. Jeff Sims	2020-22	364
7. Eddie McAshan	1970-72	360
8. John Dewberry	1983-85	310
9. Donnie Davis	1992-95	270
10. Justin Thomas	2013-16	259

SEASON

PLAYER	YEAR	CMP
1. George Godsey	2001	249
2. George Godsey	2000	222
3. A.J. Suggs	2002	208
4. Joe Hamilton	1999	203
5. Shawn Jones	1992	190
6. Tommy Luginbill	1994	182
Reggie Ball	2005	182
8. Reggie Ball	2003	181
9. Shawn Jones	1991	178
10. Joe Hamilton	1997	173

ATTEMPTS CAREER

PLAYER	YEARS	ATT
1. Reggie Ball	2003-06	1,363
2. Shawn Jones	1989-92	1,217
3. Joe Hamilton	1996-99	1,020
4. Mike Kelley	1978-81	785
5. George Godsey	1998-01	765
6. Eddie McAshan	1970-72	698
7. Jeff Sims	2020-22	633
8. John Dewberry	1983-85	533
9. Justin Thomas	2013-16	532
10. Donnie Davis	1992-95	478



SEASON

PLAYER	YEAR	ATT
1. George Godsey	2001	384
2. Reggie Ball	2005	379
3. A.J. Suggs	2002	363
4. Shawn Jones	1992	362
5. Reggie Ball	2003	350
6. George Godsey	2000	349
7. Shawn Jones	1991	339
8. Reggie Ball	2004	330
9. Tommy Luginbill	1994	327
Taylor Bennett	2007	327

SEASON

PLAYER	YEAR	TD
1. Joe Hamilton	1999	29
2. George Godsey	2000	23
3. Reggie Ball	2006	20
4. George Godsey	2001	18
Justin Thomas	2014	18
6. Joe Hamilton	1998	17
7. Eddie McAshan	1972	16
Reggie Ball	2004	16
9. Frank Broyles	1944	15
Shawn Jones	1992	15

1972	Eddie McAshan	1,756
1973	Jim Stevens	1,481
1974	Rudy Allen	357
1975	Danny Myers	272
2016	Gary Lanier	290
1977	Gary Lanier	182
1978	Mike Kelley	1,479
1979	Mike Kelley	2,051
1980	Mike Kelley	832
1981	Mike Kelley	887
1982	Jim Bob Taylor	1,839
1983	John Dewberry	790
1984	John Dewberry	1,846
1985	John Dewberry	1,557

COMPLETION PERCENTAGE

CAREER [MINIMUM 100 COMPLETIONS]

PLAYER	YEARS	PCT
1. George Godsey	1998-01	.633
2. Joe Hamilton	1996-99	.617
3. John Dewberry	1983-85	.582
4. A.J. Suggs	2002-03	.576
5. Jeff Sims	2020-22	.575
6. Donnie Davis	1992-95	.564
7. Tommy Luginbill	1994	.557
8. Jim Bob Taylor	1981-82	.551
9. Jim Stevens	1972-73	.550
10. Jimmy Southard	1947-49	.547

PASSING EFFICIENCY

CAREER [MINIMUM 100 ATTEMPTS]

PLAYER	YEARS	EFF
1. Joe Hamilton	1996-99	148.2
2. George Godsey	1998-01	143.6
3. Tevin Washington	2009-12	142.8
4. Justin Thomas	2013-16	141.8
5. Toppo Vann	1953-56	134.6
6. Vad Lee	2012-13	132.9
7. Jimmy Southard	1947-49	129.2
8. Shawn Jones	1989-92	125.6
9. John Dewberry	1983-85	125.5
10. Jeff Sims	2020-22	125.1

1986	Rick Strom	1,011
1987	Darrell Gast	1,104
1988	Todd Rampley	1,579
1989	Shawn Jones	1,748
1990	Shawn Jones	2,008
1991	Shawn Jones	2,288
1992	Shawn Jones	2,397
1993	Donnie Davis	1,739
1994	Tommy Luginbill	2,128
1995	Donnie Davis	1,462
1996	Joe Hamilton	1,342
1997	Joe Hamilton	2,314
1998	Joe Hamilton	2,166
1999	Joe Hamilton	3,060

SEASON [MINIMUM 50 COMPLETIONS]

PLAYER	YEAR	PCT
1. Joe Hamilton	1999	.666
2. George Godsey	2001	.648
3. Joe Hamilton	1997	.646
4. George Godsey	2000	.636
5. John Dewberry	1984	.612
6. Jeff Sims	2021	.601
7. Pepper Rodgers	1953	.600
8. Kim King	1965	.586
9. Jeff Sims	2022	.585
10. Jim Bob Taylor	1982	.582

SEASON [MINIMUM 50 ATTEMPTS]

PLAYER	YEAR	EFF
1. Joe Hamilton	1999	175.0
2. Justin Thomas	2016	157.0
3. Tevin Washington	2011	155.4
4. Justin Thomas	2014	153.9
5. George Godsey	2000	151.9
6. Vad Lee	2012	150.5
7. Joshua Nesbitt	2009	148.7
8. Tevin Washington	2012	147.4
9. Joe Hamilton	1997	146.6
10. John Dewberry	1984	144.4

2000	George Godsey	2,906
2001	George Godsey	3,085
2002	A.J. Suggs	2,242
2003	Reggie Ball	1,996
2004	Reggie Ball	2,147
2005	Reggie Ball	2,165
2006	Reggie Ball	1,820
2007	Taylor Bennett	2,136
2008	Joshua Nesbitt	808
2009	Joshua Nesbitt	1,701
2010	Joshua Nesbitt	674

TOUCHDOWN PASSES

CAREER

PLAYER	YEARS	TD
1. Joe Hamilton	1996-99	65
2. Reggie Ball	2003-06	57
3. Shawn Jones	1989-92	51
4. George Godsey	1998-01	41
5. Justin Thomas	2013-16	40
6. Eddie McAshan	1970-72	32
7. Jeff Sims	2020-22	30
8. John Dewberry	1983-85	27
9. Mike Kelley	1978-81	23
10. Donnie Davis	1992-95	22

YEAR-BY-YEAR LEADERS

PASSING YARDS

YEAR	PLAYER	YDS
1950	Darrell Crawford	546
1951	Darrell Crawford	1,237
1952	Bill Brigman	794
1953	Pepper Rodgers	643
1954	Bill Brigman	573
1955	Toppo Vann	270
1956	Toppo Vann	446
1957	Fred Braselton	486
1958	Fred Braselton	319
1959	Fred Braselton	368
1960	Stan Gann	523
1961	Stan Gann	450
1962	Billy Lothridge	1,006
1963	Billy Lothridge	1,017
1964	Jerry Priestley	441
1965	Kim King	1,331
1966	Kim King	690
1967	Kim King	742
1968	Larry Good	1,337
1969	Jack Williams	358
1970	Eddie McAshan	1,138
1971	Eddie McAshan	1,186

2011	Tevin Washington	1,652
2012	Tevin Washington	1,222
2013	Vad Lee	1,561
2014	Justin Thomas	1,719
2015	Justin Thomas	1,345
2016	Justin Thomas	1,559
2017	TaQuon Marshall	927
2018	TaQuon Marshall	900
2019	James Graham	1,164
2020	Jeff Sims	1,881
2021	Jeff Sims	1,468
2022	Jeff Sims	1,115

RECEIVING



Calvin Johnson

RECEPTIONS

CAREER

PLAYER	YEARS	REC
1. Kelly Campbell	1998-01	195
2. Calvin Johnson	2004-06	178
3. Jonathan Smith	2000-03	174
4. Kerry Watkins	1999-02	171
5. Harvey Middleton	1994-97	165
6. Will Glover	1999-02	122
7. Jerry Mays	1985-89	115
Bobby Rodriguez	1989-92	115
9. Robert Lavette	1981-84	114
10. *Demaryius Thomas	2007-09	113
11. John Sias	1966-68	110
12. Jimmy Robinson	1972-74	101
13. Derrick Steagall	1993-97	99
Malachi Carter	2018-22	99
15. Greg Lester	1987-91	93
16. Nate Curry	2000-04	92
17. Dez White	1997-99	90
18. Ken Whisenhunt	1980-84	82
19. James Johnson	2005-07	78
20. Emmett Merchant	1988-91	77

SEASON

PLAYER	YEAR	REC
1. Jonathan Smith	2003	78
2. Calvin Johnson	2006	76
3. Kerry Watkins	2002	71
4. Kelly Campbell	1999	69
5. Harvey Middleton	1996	64
6. John Sias	1968	61
7. Nate McCollum	2022	60
8. Kelly Campbell	2000	59
9. Kelly Campbell	2001	56
10. Calvin Johnson	2005	54

RECEIVING YARDS

CAREER

PLAYER	YEARS	YDS
1. Calvin Johnson	2004-06	2,927
2. Kelly Campbell	1998-2001	2,907
3. Kerry Watkins	1999-2002	2,680
4. Harvey Middleton	1994-96	2,291
5. Jonathan Smith	2000-03	2,238

6. *Demaryius Thomas	2007-09	2,135
7. Dez White	1997-99	1,833
8. John Sias	1966-68	1,727
9. Bobby Rodriguez	1989-92	1,681
10. Derrick Steagall	1993-97	1,639
11. Jimmy Robinson	1972-74	1,633
Greg Lester	1987-91	1,633
13. Ricky Jeune	2014-17	1,492
14. Malachi Carter	2018-22	1,417
15. Will Glover	1999-2002	1,316
16. Gary Lee	1983-86	1,299
17. Ken Whisenhunt	1980-84	1,264
18. Stephen Hill	2009-11	1,248
19. James Johnson	2005-07	1,240
20. Nate Curry	2000-04	1,185

SEASON

PLAYER	YEAR	YDS
1. Calvin Johnson	2006	2,202
2. Jonathan Smith	2003	1,138
3. Kelly Campbell	1999	1,105
4. Kerry Watkins	2002	1,050
5. Dez White	1998	973
6. Kelly Campbell	2000	963
7. *Demaryius Thomas	2009	950
8. John Sias	1968	902
9. Calvin Johnson	2005	888
10. Dez White	1999	860

YARDS PER RECEPTION

CAREER [MINIMUM 50 RECEPTIONS]

PLAYER	YEARS	AVG
1. Dez White	1997-99	20.4
2. Ricky Jeune	2014-17	20.2
3. Gary Lee	1983-86	19.4
4. Drew Hill	1975-78	19.3
5. Jason McGill	1990-92	19.2
6. *Demaryius Thomas	2007-09	18.9
DeAndre Smelter	2013-14	18.9
8. Greg Lester	1987-91	17.6
9. Derrick Steagall	1993-97	16.6
10. Calvin Johnson	2004-06	16.4

SEASON [MINIMUM 25 RECEPTIONS]

PLAYER	YEAR	AVG
1. Stephen Hill	2011	29.3
2. *Demaryius Thomas	2009	25.1
3. Gary Lee	1985	22.2
4. Dez White	1998	21.2
5. Kris Kentera	1979	21.0
6. DeAndre Smelter	2014	20.4
7. Drew Hill	1978	19.6
8. Derrick Steagall	1997	19.5
Dez White	1999	19.5
10. Greg Lester	1991	19.3

TOUCHDOWN RECEPTIONS

CAREER

PLAYER	YEARS	TD
1. Calvin Johnson	2004-06	28
2. Kelly Campbell	1998-2001	24
3. Kerry Watkins	1999-2002	22
4. Buck Martin	1950-52	14
Gary Lee	1983-86	14
Dez White	1997-99	14
7. Jimmy Robinson	1972-74	13
Greg Lester	1987-91	13
Harvey Middleton	1994-97	13
*Demaryius Thomas	2007-09	13

SEASON

PLAYER	YEAR	TD
1. Calvin Johnson	2006	15
2. Kelly Campbell	1999	10
Kelly Campbell	2000	10
4. Jimmy Robinson	1972	9
Dez White	1998	9
6. Buck Martin	1951	8
7. Craig Baynham	1965	7
Harvey Middleton	1997	7
Calvin Johnson	2004	7
DeAndre Smelter	2014	7
Ahmarean Brown	2019	7
Kyric McGowan	2021	7

100-YARD GAMES

CAREER

PLAYER	YEARS	G
1. Calvin Johnson	2004-06	13
2. Harvey Middleton	1994-96	10
Kelly Campbell	1998-2001	10
4. Dez White	1997-99	8
5. John Sias	1966-68	7
Jonathan Smith	2000-03	7
7. Demaryius Thomas	2007-09	6
8. Derrick Steagall	1993-97	5
Kerry Watkins	1999-2002	5
10. Jimmy Robinson	1972-74	4
DeAndre Smelter	2013-14	4

SEASON

PLAYER	YEAR	G
1. Calvin Johnson	2006	7
2. Jonathan Smith	2003	6
Harvey Middleton	1997	6
4. John Sias	1968	5
5. Dez White	1998	4
Dez White	1999	4
Kelly Campbell	1999	4
DeAndre Smelter	2014	4



CONSECUTIVE GAMES WITH RECEPTION CAREER

PLAYER	YEARS	G
1. Harvey Middleton	1994-97	40
2. Kelly Campbell	1999-01	32
3. Calvin Johnson	2004-06	30
4. Kerry Watkins	2000-02	29
*Demaryius Thomas	2008-09	29
6. Robert Lavette	1981-83	27
7. Jerry Mays	1986-89	24
Dez White	1997-99	24
9. John Sias	1967-68	20
Marlon Heggs	1979-80	20

RECEPTIONS BY TWO PLAYERS COMBINED

GAME

22 – William Glover (13)
Kerry Watkins (9) at Virginia, Nov. 10, 2001

RECEIVING YARDS BY TWO PLAYERS COMBINED

GAME

333 – William Glover (172),
Kerry Watkins (161)
at Virginia, Nov. 10, 2001

YEAR-BY-YEAR LEADERS

RECEIVING YARDS

YEAR	PLAYER	YDS
1950	John Weigle	368
1951	Buck Martin	566
1952	Buck Martin	398
1953	Sam Hensley	244
1954	Bill Sennett	296
1955	George Volkert	171
1956	Stan Flowers	141
1957	Jerome Green	86
1958	Fred Murphy	143
1959	Fred Murphy	145
1960	Chick Graning	158
1961	Billy Martin	233
1962	Billy Martin	323
1963	Billy Martin	221
1964	Johnny Gresham	290
1965	Craig Baynham	368
1966	Steve Almond	265
1967	John Sias	671
1968	John Sias	902
1969	Herman Lam	273
1970	Larry Studdard	355
1971	Mike Oven	361
1972	Jimmy Robinson	812
1973	Jimmy Robinson	597
1974	Jimmy Robinson	224
1975	Steve Raible	277
1976	John Steele	233
1977	Drew Hill	102
1978	Drew Hill	708
1979	Kris Kentera	526
1980	Marlon Heggs	483
1981	Robert Lavette	307
1982	Robert Lavette	286
1983	Ken Whisenhunt	244
1984	Ken Whisenhunt	517

1985	Gary Lee	645
1986	Gary Lee	386
1987	Greg Lester	593
1988	Jerry Mays	338
1989	Bobby Rodriguez	296
1990	Bobby Rodriguez	493
1991	Greg Lester	676
1992	Bobby Rodriguez	621
1993	Omar Cassidy	395
1994	Charlie Simmons	587
1995	Harvey Middleton	444
1996	Harvey Middleton	804
1997	Harvey Middleton	839
1998	Dez White	973
1999	Kelly Campbell	1,105
2000	Kelly Campbell	963
2001	Kelly Campbell	708
2002	Kerry Watkins	1,050
2003	Jonathan Smith	1,138
2004	Calvin Johnson	837
2005	Calvin Johnson	888
2006	Calvin Johnson	1,202
2007	Greg Smith	588
2008	Demaryius Thomas	627
2009	Demaryius Thomas	1,154
2010	Stephen Hill	291
2011	Stephen Hill	820
2012	Orwin Smith	288
2013	Robert Godhigh	471
2014	DeAndre Smelter	715
2015	Ricky Jeune	520
2016	Clinton Lynch	490
2017	Ricky Jeune	545
2018	Brad Stewart	268
2019	Ahmarean Brown	396
2020	Jalen Camp	439
2021	Malachi Carter	489
2022	Nate McCollum	655

* - Per NCAA sanctions, Demaryius Thomas' statistics from the final three games of the 2009 season are not included in these records (7 receptions, 204 yards, 2 touchdowns)

TOTAL OFFENSE

TOTAL YARDS

CAREER

PLAYER	YEARS	YDS
1. Joe Hamilton	1996-99	10,640 (1,758 rush, 8,882 pass)
2. Reggie Ball	2003-06	9,579 (1,451 rush, 8,128 pass)
3. Shawn Jones	1989-92	9,296 (855 rush, 8,441 pass)
4. Justin Thomas	2013-16	7,166 (2,412 rush, 4,754 pass)
5. George Godsey	1998-01	6,125 (-12 rush, 6,137 pass)
6. Joshua Nesbitt	2007-10	6,082 (2,806 rush, 3,276 pass)
7. Jeff Sims	2020-22	5,616 (1,152 rush, 4,464 pass)
8. Tevin Washington	2009-12	5,537 (2,225 rush, 3,312 pass)
9. Mike Kelley	1978-81	5,198 (-51 rush, 5,249 pass)
10. John Dewberry	1983-85	4,823 (630 rush, 4,193 pass)
11. Eddie McAshan	1970-72	4,262 (182 rush, 4,080 pass)
12. Robert Lavette	1981-84	4,093 (4,066 rush, 27 pass)
13. TaQuon Marshall	2015-18	4,025 (2,189 rush, 1,836 pass)
14. Donnie Davis	1992-95	4,010 (749 rush, 3,261 pass)
15. Jerry Mays	1985-89	3,757 (3,699 rush, 58 pass)
16. Eddie Lee Ivery	1975-78	3,570 (3,517 rush, 53 pass)
17. Tashard Choice	2005-07	3,382 (3,365 rush, 17 pass)
18. P.J. Daniels	2002-05	3,359 (3,346 rush, 13 pass)
19. Kim King	1965-67	3,269 (506 rush, 2,763 pass)
20. Jonathan Dwyer	2007-09	3,226 (3,226 rush, 0 pass)

SEASON

PLAYER	YEAR	YDS
1. Joe Hamilton	1999	3,794 (734 rush, 3,060 pass)
2. George Godsey	2000	3,094 (11 rush, 3,083 pass)
3. George Godsey	2001	3,040 (-45 rush, 3,085 pass)
4. Justin Thomas	2014	2,805 (1,086 rush, 1,719 pass)
5. Joe Hamilton	1997	2,792 (478 rush, 2,314 pass)
6. Joshua Nesbitt	2009	2,738 (1,037 rush, 1,701 pass)
7. Shawn Jones	1991	2,649 (361 rush, 2,288 pass)
8. Tevin Washington	2011	2,638 (987 rush, 1,652 pass)
9. Reggie Ball	2005	2,546 (381 rush, 2,165 pass)
10. Reggie Ball	2004	2,479 (332 rush, 2,147 pass)

YEAR-BY-YEAR LEADERS**TOTAL OFFENSE**

YEAR	PLAYER	YDS
1950	Bobby North	663
1951	Darrell Crawford	1,194
1952	Bill Teas	788
1953	Pepper Rodgers	650
1954	Bill Brigman	520
1955	George Volkert	653
1956	Toppy Vann	543
1957	Fred Braselton	517
1958	Floyd Faucette	473
1959	Fred Braselton	396
1960	Stan Gann	679
1961	Stan Gann	577
1962	Billy Lothridge	1,484
1963	Billy Lothridge	1,240
1964	Jerry Priestley	505
1965	Kim King	1,676
1966	Larry Good	852
1967	Kim King	806
1968	Larry Good	1,356
1969	Brent Cunningham	459
1970	Eddie McAshan	1,209
1971	Eddie McAshan	1,290
1972	Eddie McAshan	1,763
1973	Jim Stevens	1,480
1974	David Sims	881
1975	Danny Myers	704
1976	David Sims	867
1977	Eddie Lee Ivery	905
1978	Eddie Lee Ivery	1,589
1979	Mike Kelley	2,107
1980	Mike Kelley	809
1981	Mike Kelley	791
1982	Jim Bob Taylor	1,831
1983	John Dewberry	1,013
1984	John Dewberry	2,175
1985	John Dewberry	1,635
1986	Rick Strom	1,144
1987	Rick Strom	1,093
1988	Todd Rampley	1,479
1989	Shawn Jones	2,078
1990	Shawn Jones	2,285
1991	Shawn Jones	2,649
1992	Shawn Jones	2,284
1993	Donnie Davis	2,067
1994	Tommy Luginbill	2,040
1995	Donnie Davis	1,852
1996	Joe Hamilton	1,590
1997	Joe Hamilton	2,792
1998	Joe Hamilton	2,464
1999	Joe Hamilton	3,794
2000	George Godsey	2,945
2001	George Godsey	3,040
2002	A.J. Suggs	2,263
2003	Reggie Ball	2,380
2004	Reggie Ball	2,479
2005	Reggie Ball	2,546
2006	Reggie Ball	2,174
2007	Taylor Bennett	2,123
2008	Joshua Nesbitt	1,501
2009	Joshua Nesbitt	2,738
2010	Joshua Nesbitt	1,411
2011	Tevin Washington	2,638

2012	Tevin Washington	1,906
2013	Vad Lee	2,074
2014	Justin Thomas	2,805
2015	Justin Thomas	1,833
2016	Justin Thomas	2,613
2017	TaQuon Marshall	2,073
2018	TaQuon Marshall	1,871
2019	James Graham	1,454
2020	Jeff Sims	2,373
2021	Jeff Sims	1,840
2022	Jeff Sims	1,403

1960	Billy Williamson	798
1961	Billy Williamson	745
1962	Joe Auer	512
1963	Joe Auer	552
1964	Johnny Gresham	980
1965	Lenny Snow	901
1966	Lenny Snow	889
1967	John Sias	752
1968	John Sias	922
1969	Gene Spiotta	703
1970	Brent Cunningham	990
1971	Brent Cunningham	610
1972	Jimmy Robinson	828
1973	Jimmy Robinson	742
1974	David Sims	913
1975	Drew Hill	754
1976	Eddie Lee Ivery	844
1977	Eddie Lee Ivery	1,101
1978	Eddie Lee Ivery	1,879
1979	Marlon Heggs	813
1980	Marlon Heggs	691
1981	Robert Lavette	1,562
1982	Robert Lavette	1,570
1983	Robert Lavette	926
1984	Robert Lavette	1,335
1985	Gary Lee	975
1986	Jerry Mays	1,044
1987	Richard Hills	1,079
1988	Jerry Mays	1,280
1989	Jerry Mays	1,624
1990	William Bell	1,050
1991	Jimy Lincoln	1,036
1992	Jason McGill	663
1993	Dorsey Levens	1,163
1994	C.J. Williams	716
1995	C.J. Williams	1,331
1996	Charlie Rogers	1,477
1997	Harvey Middleton	1,031
1998	Dez White	1,655
1999	Dez White	1,616
2000	Kelly Campbell	1,682
2001	Joe Burns	1,457
2002	Kerry Watkins	1,570
2003	Jonathan Smith	1,569
2004	Levon Thomas	1,088
2005	P.J. Daniels	1,104
2006	Tashard Choice	1,571
2007	Tashard Choice	1,486
2008	Jonathan Dwyer	1,775
2009	Jonathan Dwyer	1,432
2010	Anthony Allen	1,404
2011	Orwin Smith	1,273
2012	Orwin Smith	1,237
2013	Robert Godhigh	1,215
2014	Justin Thomas	1,086
2015	Marcus Marshall	908
2016	Clinton Lynch	905
2017	TaQuon Marshall	1,146
2018	TaQuon Marshall	993
2019	Jordan Mason	944
2020	Jahmyr Gibbs	968
2021	Jahmyr Gibbs	1,805
2022	Hassan Hall	900

ALL-PURPOSE**ALL-PURPOSE YARDS****CAREER**

PLAYER	YEARS	YDS
1. Robert Lavette	1981-84	5,393
2. Jerry Mays	1985-89	4,743
3. Kelly Campbell	1998-2001	4,472
4. Eddie Lee Ivery	1975-78	4,324
5. Orwin Smith	2009-12	4,278
6. Jonathan Dwyer	2007-09	3,966
7. P.J. Daniels	2002-05	3,949
8. Drew Hill	1975-78	3,815
9. Charlie Rogers	1995-98	3,693
10. Tashard Choice	2005-07	3,646
11. Dez White	1997-99	3,601
12. Joe Burns	1998-2001	3,509
13. Kerry Watkins	1999-2002	3,343
14. Calvin Johnson	2004-06	2,967
15. Jonathan Smith	2000-03	2,931
16. Harvey Middleton	1994-97	2,879
17. C.J. Williams	1994-96	2,860
18. Joshua Nesbitt	2007-10	2,806
19. Billy Teas	1951-54	2,640
20. Jordan Mason	2018-21	2,551

SEASON

PLAYER	YEAR	YDS
1. Eddie Lee Ivery	1978	1,879
2. Jahmyr Gibbs	2021	1,805
3. Kelly Campbell	2000	1,777
4. Jonathan Dwyer	2008	1,775
5. Dez White	1998	1,655
6. Jerry Mays	1989	1,624
7. Dez White	1999	1,616
8. Tashard Choice	2006	1,571
9. Robert Lavette	1982	1,570
Kerry Watkins	2002	1,570

YEAR-BY-YEAR LEADERS**ALL-PURPOSE YARDS**

YEAR	PLAYER	YDS
1948	Bob McCoy	530
1949	Bobby North	822
1950	Bobby North	706
1951	Leon Hardeman	851
1952	Billy Teas	1,195
1953	Billy Teas	1,061
1954	Jimmy Thompson	519
1955	George Volkert	877
1956	Ken Owen	773
1957	Lester Simmerville	584
1958	Floyd Faucette	659
1959	Taz Anderson	550



SCORING

POINTS SCORED

CAREER

PLAYER	YEARS	PTS
1. Harrison Butker	2013-16	337
2. Luke Manget	1999-02	322
3. Travis Bell	2004-07	321
4. Scott Sisson	1989-92	299
5. Robert Lavette	1981-84	276
6. Scott Blair	2007-10	239
7. Tevin Washington	2009-12	228
8. Jonathan Dwyer	2007-09	218
9. Joshua Nesbitt	2007-10	212
10. Joe Burns	1998-01	206
11. Billy Lothridge	1961-63	204
12. TaQuon Marshall	2015-18	184
13. Calvin Johnson	2004-06	174
14. David Bell	1983-86	172
15. Jerry Mays	1985-89	168
Tashard Choice	2005-07	168
17. Kelly Campbell	1998-01	162
18. Johnny Smith	1977-80	159
19. Eddie Lee Ivery	1975-78	158
Brad Chambers	1995-98	158

SEASON

PLAYER	YEAR	PTS
1. Tevin Washington	2012	120
2. Robert Lavette	1982	114
3. Joshua Nesbitt	2009	108
4. Travis Bell	2007	106
5. TaQuon Marshall	2017	104
6. Harrison Butker	2014	98
7. Luke Manget	2001	97
8. Joe Burns	2001	92
9. Harrison Butker	2016	91
10. Calvin Johnson	2006	90

TOTAL TOUCHDOWNS

CAREER

PLAYER	YEARS	TD
1. Robert Lavette	1981-84	46
2. Tevin Washington	2009-12	38
3. Jonathan Dwyer	2007-09	36
4. Joshua Nesbitt	2007-10	35
5. Joe Burns	1998-01	34
6. TaQuon Marshall	2015-18	30
7. Calvin Johnson	2004-06	29
8. Jerry Mays	1985-89	28
Tashard Choice	2005-07	28
10. Kelly Campbell	1998-01	27

SEASON

PLAYER	YEAR	TD
1. Tevin Washington	2012	20
2. Robert Lavette	1982	19
3. Joshua Nesbitt	2009	18
4. TaQuon Marshall	2017	17
5. Joe Burns	2001	15
Calvin Johnson	2006	15
7. Robert Lavette	1984	14
Jonathan Dwyer	2009	14
Tevin Washington	2011	14
10. C.J. Williams	1995	13
Sean Gregory	1999	13

Joe Burns	2000	13
Jonathan Dwyer	2008	13
Dedrick Mills	2016	13

TOUCHDOWN RESPONSIBILITY

CAREER

PLAYER	YEARS	TD
1. Joe Hamilton	1996-99	83
2. Shawn Jones	1989-92	70
3. Reggie Ball	2003-06	68
4. Justin Thomas	2013-16	62
5. Tevin Washington	2009-12	59
6. Joshua Nesbitt	2007-10	55
7. George Godsey	1998-01	47
8. Robert Lavette	1981-84	46
9. TaQuon Marshall	2015-18	45
10. Jeff Sims	2020-22	41

SEASON

PLAYER	YEAR	TD
1. Joe Hamilton	1999	35
2. Joshua Nesbitt	2009	28
Tevin Washington	2012	28
4. TaQuon Marshall	2017	27
5. Justin Thomas	2014	26
6. George Godsey	2000	25
Tevin Washington	2011	25
8. George Godsey	2001	22
Reggie Ball	2006	22
10. Joe Hamilton	1998	21

YEAR-BY-YEAR LEADERS

SCORING

YEAR	PLAYER	TD	FG	PTS
1950	John Weigle	5	0	30
1951	Buck Martin	9	0	54
1952	Pepper Rodgers	13	5	60
1953	Pepper Rodgers	4	1	40
1954	Jimmy Thompson	4	0	24
	Henry Hair	4	0	24
1955	Tippy Vann	6	0	37
1956	Tippy Vann	5	0	39
1957	Fred Braselton	2	0	15
1958	Tommy Wells	0	4	19
1959	Tommy Wells	0	2	21
1960	Tommy Wells	0	8	34
1961	Billy Lothridge	3	4	46
1962	Billy Lothridge	9	5	89
1963	Billy Lothridge	3	12	69
1964	Johnny Gresham	4	0	24
1965	Bunky Henry	0	5	42
1966	Lenny Snow	12	0	72
1967	Tom Carmichael	0	7	33
1968	Kenny Bounds	4	0	28
1969	Jack Moore	0	3	21
1970	B. Cunningham	7	0	42
1971	Tommy Lang	5	0	32
1972	Jimmy Robinson	9	0	56
1973	Cam Bonifay	0	12	54
1974	Danny Smith	0	6	45
1975	Danny Myers	7	0	42
1976	David Sims	9	0	54
1977	Eddie Lee Ivery	8	0	48
1978	Eddie Lee Ivery	11	0	68
1979	Johnny Smith	0	7	38

1980	Johnny Smith	0	5	22
1981	Robert Lavette	7	0	42
1982	Robert Lavette	19	0	114
1983	Ron Rice	0	9	52
1984	Robert Lavette	14	0	84
1985	Gary Lee	7	0	42
1986	David Bell	0	11	64
1987	Thomas Palmer	0	7	41
1988	Thomas Palmer	0	15	64
1989	Scott Sisson	0	15	75
1990	Scott Sisson	0	15	84
1991	Scott Sisson	0	11	63
1992	Scott Sisson	0	19	77
1993	Tyler Jarrett	0	9	54
	Dorsey Levens	9	0	54
1994	Chris Leone	0	9	44
1995	C.J. Williams	13	0	78
1996	C.J. Williams	9	0	54
1997	Dave Frakes	0	12	61
1998	Brad Chambers	0	12	82
1999	Luke Manget	0	11	86
2000	Joe Burns	13	0	78
2001	Luke Manget	0	19	97
2002	Tony Hollings	11	0	66
2003	Dan Burnett	0	17	79
2004	Travis Bell	0	15	76
2005	Travis Bell	0	11	60
2006	Calvin Johnson	15	0	90
2007	Travis Bell	0	23	106
2008	Jonathan Dwyer	13	0	80
2009	Joshua Nesbitt	18	0	108
2010	Scott Moore	0	15	82
2011	Justin Moore	0	11	89
2012	Tevin Washington	20	0	120
2013	Harrison Butker	0	10	83
2014	Harrison Butker	0	11	98
2015	Harrison Butker	0	7	65
2016	Harrison Butker	0	15	91
2017	TaQuon Marshall	17	0	104
2018	TaQuon Marshall	12	0	72
2019	Jordan Mason	7	0	42
	Ahmarean Brown	7	0	42
2020	Jahmyr Gibbs	7	0	42
2021	Brent Cimaglia	0	11	64
2022	Gavin Stewart	0	12	49

RUSHING & PASSING TD IN SAME GAME

CAREER

PLAYER	YEARS	G
1. Joe Hamilton	1996-99	12
2. Joshua Nesbitt	2007-10	11
3. Justin Thomas	2013-16	10
4. Tevin Washington	2009-12	8
Vad Lee	2012-13	8
TaQuon Marshall	2015-18	8
Jeff Sims	2020-22	8
8. Shawn Jones	1989-92	6
Donnie Davis	1992-95	6
Reggie Ball	2003-06	6

SEASON

PLAYER	YEAR	G
1. Joshua Nesbitt	2009	6
2. Joe Hamilton	1999	5
Tevin Washington	2012	5

	Vad Lee	2013	5
	TaQuon Marshall	2017	5
	Jeff Sims	2020	5
6.	Justin Thomas	2014	4
	Justin Thomas	2015	4
8.	John Dewberry	1984	3
	Shawn Jones	1992	3
	Donnie Davis	1993	3
	Donnie Davis	1995	3
	Joe Hamilton	1997	3
	George Godsey	2001	3
	Reggie Ball	2005	3
	Joshua Nesbitt	2010	3
	Vad Lee	2012	3
	TaQuon Marshall	2018	3
18.	Billy Lothridge	1962	2
	Kim King	1965	2
	Shawn Jones	1990	2
	Joe Hamilton	1996	2
	Joe Hamilton	1998	2
	George Godsey	2000	2
	Reggie Ball	2003	2
	Jaybo Shaw	2008	2
	Joshua Nesbitt	2008	2
	Tevin Washington	2011	2
	Justin Thomas	2016	2
	Zach Pyron	2022	2

RUSHING & RECEIVING TD IN SAME GAME CAREER

	PLAYER	YEARS	G
1.	Jerry Mays	1985-89	5
2.	Kelly Campbell	1998-01	4
3.	Jahmyr Gibbs	2020-21	3
4.	Brent Cunningham	1969-71	2
	William Bell	1989-93	2
	C.J. Williams	1994-95	2

SEASON

	PLAYER	YEAR	G
1.	Jerry Mays	1989	4
2.	Brent Cunningham	1970	2
	Kelly Campbell	2000	2
	Jahmyr Gibbs	2020	2

POINTS (BY KICKING)**CAREER**

	PLAYER	YEARS	PTS
1.	Harrison Butker	2013-16	337
2.	Luke Manget	1999-02	322
3.	Travis Bell	2004-07	321
4.	Scott Sisson	1989-92	299
5.	Scott Blair	2007-10	239
6.	David Bell	1983-86	172
7.	Johnny Smith	1977-80	159
8.	Brad Chambers	1995-98	158
9.	Ron Rice	1980-83	150
10.	Thomas Palmer	1985-88	138
11.	Dave Frakes	1994-97	127
12.	Billy Lothridge	1961-63	114
13.	Bunky Henry	1964-66	103
14.	Justin Moore	2010-12	97
15.	Cam Bonifay	1971-73	93
16.	Pepper Rodgers	1951-53	92
	Danny Smith	1974-76	92
	Dan Burnett	2000-03	87
19.	Gavin Stewart	2020-pres. 77	87
20.	Tommy Wells	1958-60	74

SEASON

	PLAYER	YEAR	PTS
1.	Travis Bell	2007	106
2.	Harrison Butker	2014	98
3.	Luke Manget	2001	97
4.	Harrison Butker	2016	91
5.	Justin Moore	2011	89
6.	Scott Blair	2009	87
7.	Luke Manget	1999	86
8.	Scott Sisson	1990	84
9.	Harrison Butker	2013	83
10.	Brad Chambers	1998	82
	Scott Blair	2010	82

FIELD GOAL PERCENTAGE**CAREER** [MINIMUM 20 FG ATTEMPTS]

	PLAYER	YEARS	PCT
1.	Scott Blair	2007-10	.732 (41-56)
2.	Travis Bell	2004-07	.726 (61-84)
3.	Harrison Butker	2013-16	.717 (43-60)
4.	Luke Manget	1999-02	.701 (54-77)
5.	David Bell	1983-86	.695 (32-46)
6.	Scott Sisson	1989-92	.681 (60-88)
7.	Dan Burnett	2000-03	.680 (17-25)
8.	Cam Bonifay	1971-73	.676 (25-37)
9.	Brad Chambers	1995-98	.675 (27-40)
10.	Billy Lothridge	1961-63	.636 (21-33)

SEASON [MINIMUM 10 FG ATTEMPTS]

	PLAYER	YEAR	PCT
1.	Gavin Stewart	2022	.923 (12-13)
2.	Travis Bell	2004	.882 (15-17)
	Scott Blair	2010	.882 (15-17)
	Harrison Butker	2016	.882 (15-17)
5.	David Bell	1984	.867 (13-15)
6.	Travis Bell	2007	.821 (23-28)

7.	Dan Burnett	2003	.810 (17-21)
8.	Cam Bonifay	1973	.800 (12-15)
9.	Scott Sisson	1992	.791 (19-24)
10.	Thomas Palmer	1988	.750 (15-20)
	Dave Frakes	1997	.750 (12-16)
	Luke Manget	2000	.750 (12-16)

FIELD GOALS MADE**CAREER**

	PLAYER	YEARS	FGM
1.	Travis Bell	2004-07	61
2.	Scott Sisson	1989-92	60
3.	Luke Manget	1999-02	54
4.	Harrison Butker	2013-16	43
5.	Scott Blair	2007-10	41
6.	David Bell	1983-86	32
7.	Ron Rice	1980-83	29
8.	Johnny Smith	1977-80	28
	Thomas Palmer	1985-88	28
10.	Brad Chambers	1995-98	27

SEASON

	PLAYER	YEAR	FGM
1.	Travis Bell	2007	23
2.	Scott Sisson	1992	19
	Luke Manget	2001	19
4.	Dan Burnett	2003	17
5.	Thomas Palmer	1988	15
	Scott Sisson	1989	15
	Scott Sisson	1990	15
	Travis Bell	2004	15
	Scott Blair	2010	15
	Harrison Butker	2016	15

GAME-WINNING FIELD GOALS

WINNING TEAM	LOSING TEAM	DATE	GAME-WINNER
Georgia Tech 23	Duke 20 (ot)	10/8/2022	Gavin Stewart 37 FG, 1st OT
Georgia Tech 16	Florida State 13	9/12/2020	Jude Kelley 32 FG, 1:50 left
Georgia Tech 30	Virginia 27	11/17/2018	Wesley Wells 40 FG, final play
Georgia Tech 27	Virginia Tech 24	9/20/2014	Harrison Butker 24 FG, final play
Georgia Tech 27	North Carolina 25	11/17/2007	Travis Bell 27 FG, 0:15 left
Georgia Tech 51	Georgia 48 (ot)	11/27/1999	Luke Manget 38 FG, 1st OT
Georgia Tech 21	Georgia 19	11/28/1998	Brad Chambers 35 FG, 0:02 left
Georgia Tech 23	Clemson 20	9/27/1997	Brad Chambers 20 FG, 1:54 left
Georgia Tech 16	NC State 13	10/3/1992	Scott Sisson 29 FG, final play
Georgia Tech 19	Furman 17	11/9/1991	Scott Sisson 37 FG, 0:21 left
Georgia Tech 24	Virginia 21	9/19/1991	Scott Sisson 33 FG, final play
Georgia Tech 6	Virginia Tech 3	11/10/1990	Scott Sisson 38 FG, 0:08 left
Georgia Tech 41	Virginia 38	11/3/1990	Scott Sisson 37 FG, 0:07 left
Georgia Tech 13	North Carolina 13	10/20/1990	Scott Sisson 27 FG, 1:01 left
Georgia Tech 13	Boston College 12	11/25/1989	Scott Sisson 35 FG, 0:42 left
Georgia Tech 6	South Carolina 3	10/7/1978	Johnny Smith 34 FG, 0:57 left
Georgia Tech 17	Baylor 14	1/1/1952	Pepper Rodgers 22 FG, 2:56 left
Georgia Tech 17	Florida 14	9/7/1952	Pepper Rodgers 17 FG, 0:06 left

FIELD GOALS TO FORCE OVERTIME

WINNING TEAM	LOSING TEAM	DATE	PLAYER
Georgia Tech 30	Georgia 24 (ot)	11/29/2014	Harrison Butker 53 FG, final play
Clemson 47	Georgia Tech 44 (ot)	9/29/2001	Luke Manget 20 FG, 0:06 left
Georgia Tech 31	North Carolina 24 (ot)	10/9/2009	Luke Manget 36 FG, 0:05 left
The Citadel 27	Georgia Tech 24 (ot)	9/14/2019	Brenton King 34 FG, final play



PAT'S MADE

CAREER		
PLAYER	YEARS	XPM
1. Harrison Butker	2013-16	210
2. Luke Manget	1999-2002	160
3. Travis Bell	2004-07	138
4. Scott Sisson	1989-92	119
5. Scott Blair	2007-10	116
6. Brad Chambers	1995-98	77
7. David Bell	1983-86	76
8. Johnny Smith	1977-80	75
9. Bunky Henry	1964-66	73
10. Pepper Rodgers	1951-53	68

SEASON

PLAYER	YEAR	XPM
1. Harrison Butker	2014	65
2. Justin Moore	2011	56
3. Luke Manget	1999	53
Harrison Butker	2013	53
Brad Chambers	1998	46
Harrison Butker	2016	46
7. Scott Blair	2009	45
8. Harrison Butker	2015	44
9. Travis Bell	2006	43
10. Luke Manget	2001	40

YEAR-BY-YEAR LEADERS

KICK SCORING

YEAR	PLAYER	PTS
1949	Bobby North	17
1950	Jim Patton	20
1951	Pepper Rodgers	22
	Glenn Turner	35
1952	Pepper Rodgers	54
1953	Pepper Rodgers	16
1954	Wade Mitchell	14
1955	Wade Mitchell	16
1956	Wade Mitchell	18
1957	Fred Braselton	3
	Cal James	3
	Urban Henry	3
1958	Tommy Wells	19
1959	Tommy Wells	21
1960	Tommy Wells	34
1961	Billy Lothridge	28
1962	Billy Lothridge	35
1963	Billy Lothridge	51
1964	Bunky Henry	14
1965	Bunky Henry	42
1966	Bunky Henry	47
1967	Tom Carmichael	33
1968	Johnny Duncan	22
1969	Jack Moore	21
1970	Jack Moore	34
1971	Cam Bonifay	27
1972	Bobby Thigpen	39
1973	Cam Bonifay	54
1974	Danny Smith	45
1975	Don Bessillieu	37
1976	Danny Smith	45
1977	Johnny Smith	46
1978	Johnny Smith	53
1979	Johnny Smith	38
1980	Johnny Smith	22

1981	Ron Rice	28
1982	Ron Rice	61
1983	Ron Rice	52
1984	David Bell	72
1985	David Bell	36
1986	David Bell	64
1987	Thomas Palmer	41
1988	Thomas Palmer	64
1989	Scott Sisson	75
1990	Scott Sisson	84
1991	Scott Sisson	63
1992	Scott Sisson	77
1993	Tyler Jarrett	54
1994	Chris Leone	44
1995	Dave Frakes	46
1996	Brad Chambers	49
1997	Dave Frakes	61
1998	Brad Chambers	82
1999	Luke Manget	86
2000	Luke Manget	74
2001	Luke Manget	97
2002	Luke Manget	65
2003	Dan Burnett	79
2004	Travis Bell	76
2005	Travis Bell	60
2006	Travis Bell	79
2007	Travis Bell	106
2008	Scott Blair	69
2009	Scott Blair	87
2010	Scott Blair	82
2011	Justin Moore	89
2012	David Scully	49
2013	Harrison Butker	83
2014	Harrison Butker	98
2015	Harrison Butker	65
2016	Harrison Butker	91
2017	Brenton King	30
2018	Wesley Wells	66
2019	Brenton King	26
2020	Gavin Stewart	28
2021	Brent Cimaglia	64
2022	Gavin Stewart	49

PUNTING

PUNTS CAREER

PLAYER	YEARS	P
1. Jeff Pierce	1978-81	252
2. Pressley Harvin III	2017-20	210
3. Jason Bender	1991-94	204
4. Tommy Chapman	1967-69	195
5. Rodney Williams	1995-98	178
6. Sean McDewitt	1986-88	176
7. Ben Arndt	2004-05	160
8. Billy Lothridge	1961-63	150
9. Durant Brooks	2006-07	144
10. Sean Poole	2010-13	141
Dick Bowley	1971-73	141

SEASON

PLAYER	YEAR	P
1. Jeff Pierce	1980	88
2. Ben Arndt	2005	87
3. Pressley Harvin III	2019	80
4. Durant Brooks	2006	79

5. Chip Pallman	1970	77
6. Jeff Pierce	1981	75
7. Ben Arndt	2004	73
David Shanahan	2022	73
9. Tommy Chapman	1967	72
10. Mike Snow	1985	71

PUNT YARDS

CAREER

PLAYER	YEARS	YDS
1. Jeff Pierce	1978-81	10,271
2. Pressley Harvin III	2017-20	9,396
3. Jason Bender	1991-94	8,348
4. Tommy Chapman	1967-69	7,516
5. Rodney Williams	1995-98	7,373
6. Sean McDewitt	1986-88	6,581
7. Durant Brooks	2006-07	6,525
8. Ben Arndt	2004-05	6,246
9. David Shanahan	2021-22	5,705
10. Sean Poole	2010-13	5,702

SEASON

PLAYER	YEAR	YDS
1. Jeff Pierce	1980	3,609
2. Durant Brooks	2006	3,598
3. Pressley Harvin III	2019	3,583
4. Ben Arndt	2005	3,433
5. Jeff Pierce	1981	3,207
6. David Shanahan	2022	3,172
7. Chip Pallman	1970	2,983
8. Durant Brooks	2007	2,929
9. Mike Snow	1985	2,827
10. Ben Arndt	2004	2,813

PUNT AVERAGE

CAREER (MINIMUM 75 PUNTS)

PLAYER	YEARS	AVG
1. Durant Brooks	2006-07	45.31
2. Pressley Harvin III	2017-20	44.74
3. Rodney Williams	1995-98	41.42
4. Dan Dyke	1999-02	41.37
5. Harper Brown	1975-76	41.10
6. Jason Bender	1991-94	40.92
7. Ryan Rodwell	2012-16	40.85
8. Jeff Pierce	1978-81	40.76
9. Sean Poole	2010-13	40.44
10. Ron Rice	1980-83	40.27

SEASON (MINIMUM 25 PUNTS)

PLAYER	YEAR	AVG
1. Pressley Harvin III	2020	48.00
2. Rodney Williams	1997	45.64
3. Durant Brooks	2006	45.52
4. Jason Bender	1994	45.51
5. Durant Brooks	2007	45.06
6. Pressley Harvin III	2019	44.80
7. Pressley Harvin III	2017	44.10
8. Dan Dyke	1999	43.80
9. David Shanahan	2022	43.45
10. Ryan Rodwell	2016	43.13

YEAR-BY-YEAR LEADERS

PUNTING

YEAR	PLAYER	AVG
1950	Bob Robinson	37.3

1951	Dave Davis	37.9
1952	Dave Davis	39.6
1953	Dave Davis	37.0
1954	Johnny Menger	36.8
1955	Johnny Menger	35.0
1956	Ken Owen	39.7
1957	Jerry Nabors	31.9
1958	Gerald Burch	37.8
1959	Gerald Burch	38.2
1960	Don Coker	35.5
1961	Billy Lothridge	33.1
1962	Billy Lothridge	38.9
1963	Billy Lothridge	41.0
1964	Jerry Priestley	37.0
1965	Jerry Priestley	39.8
1966	Charlie Mason	39.4
1967	Tommy Chapman	38.4
1968	Tommy Chapman	39.3
1969	Tommy Chapman	38.0
1970	Chip Pallman	38.7
1971	Dick Bowley	37.6
1972	Dick Bowley	37.3
1973	Dick Bowley	40.2
1974	Mike Johnson	38.0
1975	Harper Brown	41.1
1976	Harper Brown	41.1
1977	Ted Peeples	39.4
1978	Jeff Pierce	38.7
1979	Ted Peeples	38.3
1980	Jeff Pierce	41.0
1981	Jeff Pierce	42.8
1982	Ron Rice	42.6
1983	Ron Rice	38.7
1984	Mike Snow	39.8
1985	Mike Snow	39.8
1986	Sean McDevitt	36.9
1987	Sean McDevitt	39.5
1988	Sean McDevitt	35.7
1989	Scott Aldredge	39.6
1990	Scott Aldredge	36.6
1991	Jason Bender	39.6
1992	Jason Bender	38.4
1993	Jason Bender	39.9
1994	Jason Bender	45.5
1995	Rodney Williams	38.1
1996	Rodney Williams	38.4
1997	Rodney Williams	45.6
1998	Rodney Williams	42.5
1999	Dan Dyke	43.8
2000	Dan Dyke	41.8
2001	Chris Morehouse	41.4
2002	Chris Morehouse	42.3
2003	Andy Thomson	39.8
2004	Ben Arndt	38.5
2005	Ben Arndt	39.5
2006	Durant Brooks	45.5
2007	Durant Brooks	45.1
2008	Scott Blair	38.9
2009	Chandler Anderson	42.3
2010	Sean Poole	39.3
2011	Sean Poole	39.7
2012	Sean Poole	39.7
2013	Sean Poole	42.3
2014	Ryan Rodwell	40.2
2015	Ryan Rodwell	39.3

2016	Ryan Rodwell	40.8
2017	Pressley Harvin III	44.1
2018	Pressley Harvin III	41.3
2019	Pressley Harvin III	44.8
2020	Pressley Harvin III	48.0
2021	David Shanahan	41.5
2022	David Shanahan	43.5

KICKOFF RETURNS**KICKOFF RETURN AVERAGE**

CAREER [MINIMUM 25 RETURNS]

PLAYER	YEARS	AVG	
1. Jahmyr Gibbs	2020-21	25.6	
2. Drew Hill	1975-78	25.4	
3. Dez White	1997-99	24.7	
4. Derrick Steagall	1993-97	24.5	
	Jamal Golden	2011-15	24.5
6. Kelly Campbell	1998-01	24.0	
7. T.J. Edwards	1988-90	23.7	
8. Randy Rhino	1972-74	23.5	
9. Cory Collier	1983-86	23.2	
10. Juanyeh Thomas	2018-21	23.0	

SEASON [MINIMUM 10 RETURNS]

PLAYER	YEAR	AVG
1. Drew Hill	1978	30.0
2. Kevin Tisdell	1990	29.5
3. Jamal Golden	2012	28.3
4. Drew Hill	1976	26.4
5. Dez White	1998	26.2
6. Derrick Steagall	1993	25.8
7. Jahmyr Gibbs	2021	25.6
8. Gene Spiotta	1969	25.2
9. Randy Rhino	1973	25.0
10. J.J. Green	2016	24.6

KICKOFF RETURNS**CAREER**

PLAYER	YEARS	RET	
1. Drew Hill	1975-78	94	
2. Orwin Smith	2009-12	76	
	Jamal Golden	2011-15	76
4. Dez White	1997-99	69	
5. Kevin Tisdell	1989-92	68	
6. Kelly Campbell	1998-01	59	
7. Charlie Rogers	1995-98	56	
8. Jamaal Evans	2006-07	45	
9. Lethon Flowers	1991-94	43	
10. Gary Lee	1983-86	42	

SEASON

PLAYER	YEAR	RET	
1. Orwin Smith	2009	37	
2. T.J. Edwards	1989	35	
	Kenny Scott	2003	35
4. Drew Hill	1977	32	
5. Richard Hills	1987	31	
6. Gary Lee	1986	30	
	Jamal Golden	2014	30
8. Dez White	1999	29	
9. Kelly Campbell	2001	28	
	B.J. Bostic	2010	28

KICKOFF RETURN YARDS**CAREER**

PLAYER	YEARS	YDS
1. Drew Hill	1975-78	2,357
2. Jamal Golden	2011-15	1,860
3. Dez White	1997-99	1,701
4. Orwin Smith	2009-12	1,624
5. Kevin Tisdell	1989-92	1,526
6. Kelly Campbell	1998-01	1,415
7. Charlie Rogers	1995-98	1,264
8. Jamaal Evans	2006-07	975
9. Lethon Flowers	1991-94	938
10. Gary Lee	1983-86	874

SEASON

PLAYER	YEAR	YDS
1. Orwin Smith	2009	888
2. T.J. Edwards	1989	831
3. Kenny Scott	2003	779
4. Drew Hill	1977	754
5. Jamal Golden	2014	710
6. Dez White	1999	689
7. Dez White	1998	682
8. Jamal Golden	2012	652
9. Kelly Campbell	2001	651
10. Kelly Campbell	2000	632

KICKOFF RETURN TOUCHDOWNS**CAREER**

PLAYER	YEARS	RET	
1. Drew Hill	1975-78	2	
	Gary Lee	1983-86	2
	Dez White	1997-99	2
	Jamal Golden	2011-15	2
	Juanyeh Thomas	2018-21	2
6. Dewey Scarboro	1918-21	1	
	Lester Simerville	1957-58	1
	Billy Williamson	1959-61	1
	Eddie Lee Ivery	1975-78	1
	Kevin Tisdell	1989-92	1
	J.J. Green	2016-17	1
	Lamont Simmons	2016-18	1

SEASON

PLAYER	YEAR	TD	
1. Drew Hill	1978	2	
	Jamal Golden	2012	2
	Juanyeh Thomas	2018-21	2
4. Drew Scarboro	1919	1	
	Lester Simerville	1957	1
	Billy Williamson	1960	1
	Gary Lee	1985	1
	Gary Lee	1986	1
	Eddie Lee Ivery	1977	1
	Kevin Tisdell	1990	1
	Dez White	1997	1
	Dez White	1998	1
	J.J. Green	2016	1
	Lamont Simmons	2017	1
	Jahmyr Gibbs	2021	1



YEAR-BY-YEAR LEADERS

KICKOFF RETURNS			
YEAR	PLAYER	NO	AVG
1950	Chappell Rhino	7	26.4
1951	Larry Morris	7	18.0
1952	Larry Morris	8	12.4
1953	Bill Teas	7	22.9
1954	Wade Mitchell	4	26.3
1955	Ken Owen	4	27.5
1956	Ken Owen	9	30.7
1957	Lester Simerville	8	36.8
1958	Floyd Faucette	3	28.0
1959	Taz Anderson	5	25.6
1960	Billy Williamson	7	33.7
1961	Billy Williamson	7	18.3
1962	Joe Auer	6	33.0
1963	Gerry Bussell	8	18.8
1964	Johnny Gresham	9	21.0
1965	Lenny Snow	8	20.4
1966	Jimmy Brown	10	19.2
1967	Jimmy Brown	9	17.2
1968	Gene Spiotta	20	16.3
1969	Gene Spiotta	15	25.2
1970	Larry Studdard	10	24.4
1971	Alan Hennessey	13	19.8
1972	Mike Mercer	10	20.6
1973	Randy Rhino	17	25.0
1974	Randy Rhino	19	22.2
1975	Drew Hill	22	21.8
1976	Drew Hill	21	26.4
1977	Drew Hill	32	23.6
1978	Drew Hill	19	30.0
1979	Marlon Heggs	19	22.4
1980	Clarence Stover	16	19.6
1981	Robert Lavette	17	22.9
1982	Cleve Pounds	17	23.4
1983	Cleve Pounds	13	14.7
1984	Sammy Lilly	14	21.7
1985	Gary Lee	8	30.3
1986	Gary Lee	30	18.9
1987	Richard Hills	31	20.1
1988	Ken Swilling	25	22.3
1989	T.J. Edwards	35	23.7
1990	Kevin Tisdel	18	29.5
1991	Kevin Tisdel	27	19.0
1992	Kevin Tisdel	23	21.0
1993	Derrick Steagall	16	25.8
1994	Lethon Flowers	23	23.5
1995	Charlie Rogers	15	19.0
1996	Charlie Rogers	26	24.1
1997	Charlie Rogers	15	21.1
1998	Dez White	26	26.2
1999	Dez White	29	23.8
2000	Kelly Campbell	26	24.3
2001	Kelly Campbell	28	23.2
2002	Kerry Watkins	23	20.9
2003	Kenny Scott	35	22.3
2004	Levon Thomas	26	22.1
2005	Chris Woods	17	20.4
2006	Jamaal Evans	20	22.8
2007	Jamaal Evans	25	20.8
2008	Roddy Jones	15	23.6
2009	Orwin Smith	37	24.0
2010	B.J. Bostic	28	20.5
2011	Orwin Smith	18	19.6

2012	Jamal Golden	23	28.3
2013	Lynn Griffin	8	26.5
	Jemea Thomas	8	23.5
2014	Jamal Golden	30	23.7
2015	Jamal Golden	18	19.9
2016	J.J. Green	14	24.6
2017	Nathan Cottrell	11	20.4
2018	Juanyeh Thomas	24	25.5
2019	Juanyeh Thomas	7	21.3
2020	Jahmyr Gibbs	8	25.6
2021	Jahmyr Gibbs	23	25.6
2022	Hassan Hall	9	23.8

9.	Mike Wysong	1970	328
10.	Marvious Hester	1999	322

PUNT RETURNS

PUNT RETURNS

CAREER

PLAYER	YEARS	RET
1. Kelley Rhino	1999-02	112
2. Willie Clay	1988-91	101
3. Jack Westbrook	1980-83	77
4. Mike Wysong	1968-70	65
5. Randy Rhino	1972-74	57
6. Jimmy Brown	1965-67	55
7. Nate Perryman	1993-96	52
8. Tyler Evans	2006-07	50
9. Jamal Golden	2011-15	47
10. Harvey Middleton	1994-97	43

SEASON

PLAYER	YEAR	RET	
1. Willie Clay	1991	48	
	Kelley Rhino	2001	48
3. Kelley Rhino	2002	45	
4. Tyler Evans	2007	34	
5. Jeff Ford	1971	33	
6. Jonathan Smith	2003	31	
7. Charlie Rogers	1998	30	
8. Mike Wysong	1970	29	
	Nate Perryman	1995	29
	Marvious Hester	1999	29

PUNT RETURN YARDS

CAREER

PLAYER	YEARS	YDS
1. Kelley Rhino	1999-02	1,135
2. Randy Rhino	1972-74	749
3. Willie Clay	1988-91	723
4. Jimmy Brown	1965-67	678
5. Mike Wysong	1968-70	665
6. Nate Perryman	1993-96	603
7. Jack Westbrook	1980-83	519
8. Charlie Rogers	1995-98	485
9. Jonathan Smith	2000-03	477
10. Tyler Evans	2006-07	469

SEASON

PLAYER	YEAR	YDS
1. Kelley Rhino	2001	515
2. Kelley Rhino	2002	447
3. Randy Rhino	1972	441
4. Willie Clay	1991	431
5. Charlie Rogers	1998	425
6. Jonathan Smith	2003	364
7. Nate Perryman	1995	362
8. Jeff Ford	1971	341

PUNT RETURN TOUCHDOWNS

CAREER

PLAYER	YEARS	TD
1. Jimmy Brown	1965-67	3
2. Charlie Rogers	1995-98	2
Jonathan Smith	2000-03	2
Jerrard Tarrant	2009-10	2
5. Multiple players with		1

SEASON

PLAYER	YEAR	TD
1. Jerrard Tarrant	2009	2
Jonathan Smith	2003	2
Charlie Rogers	1998	2
Jimmy Brown	1966	2
5. Multiple players with		1

PUNT RETURN AVERAGE

CAREER (MINIMUM 25 RETURNS)

PLAYER	YEARS	AVG
1. Charlie Rogers	1995-98	15.2
2. Jonathan Smith	2000-03	14.5
3. Randy Rhino	1972-74	13.1
4. Jimmy Brown	1965-67	12.3
5. Nate Perryman	1993-96	11.6
6. Marvious Hester	1999-2002	10.3
7. Mike Wysong	1968-70	10.2
8. Kelley Rhino	1999-2002	10.1
9. Jerrard Tarrant	2009-10	10.0
10. Jamal Golden	2011-15	9.9

SEASON (MINIMUM 10 RETURNS)

PLAYER	YEAR	AVG	
1. Jimmy Brown	1965	22.6	
2. Randy Rhino	1972	17.6	
3. Johnny Menger	1956	17.5	
4. Bill Teas	1953	16.9	
5. Riccardo Ingram	1986	14.6	
	Jamal Golden	2012	14.6
7. Jimmy Brown	1966	14.4	
8. Charlie Rogers	1998	14.2	
9. Jerrard Tarrant	2009	13.4	
10. Nate Perryman	1995	12.5	

YEAR-BY-YEAR LEADERS

PUNT RETURNS

YEAR	PLAYER	NO	AVG
1950	Chappell Rhino	10	8.4
1951	Chappell Rhino	17	7.4
1952	Jake Rudolph	18	7.6
1953	Bill Teas	10	16.9
1954	Jimmy Thompson	5	14.2
1955	Wade Mitchell	9	12.0
1956	Johnny Menger	10	17.5
1957	Fred Braselton	4	9.5
1958	Floyd Faucette	7	7.9
1959	Floyd Faucette	7	9.6
1960	Billy Williamson	13	9.6
1961	Billy Williamson	10	6.5
1962	Gerry Bussell	9	20.1
1963	Johnny Gresham	7	10.6
1964	Gerry Bussell	13	8.0
1965	Jimmy Brown	10	22.6

1966	Jimmy Brown	18	14.4	Morgan Burnett	2007-09	135	1	14	1979	Robert Newman, DB	3	25	0
1967	Jimmy Brown	27	7.1	5. Bobby Moorhead	1950-52	202	2	13	1980	Ted Thurson, DB	4	0	0
1968	Mike Wysong	15	8.8	Wade Mitchell	1953-56	187	1	13	1981	Ted Thurson, DB	4	38	0
1969	Mike Wysong	21	9.8	Ken Swilling	1988-91	239	2	13	1982	Ted Thurson, DB	4	24	0
1970	Mike Wysong	29	11.3	8. Bill Eastman	1965-67	216	1	12	1983	Jack Westbrook, DB	4	37	1
1971	Jeff Ford	33	10.3	Lawrence Lowe	1977-80	118	1	12	1984	Mike Travis, DB	3	46	0
1972	Randy Rhino	25	17.6	Ted Thurson	1979-82	60	0	12	1985	Sammy Lilly, DB	4	46	0
1973	Randy Rhino	12	10.8	Jeremy Muires	1999-02	65	0	12	1986	Reginald Rutland, DB	5	43	0
1974	Randy Rhino	20	9.0	SEASON									
1975	Danny Rhino	17	2.6	PLAYER YEAR YDS TD INT									
1976	Don Bessillieu	23	8.9	1. Jeff Ford	1969	257	3	9	1987	Cedric Stallworth, DB	4	8	0
1977	Don Bessillieu	11	6.3	Willie Clay	1991	66	1	9	1988	Andre Thomas, DB	3	61	1
1978	Gary Hardie	6	2.7	3. Randy Rhino	1972	171	1	8	George Malone, OLB	3	53	1	
1979	Gary Lanier	27	6.2	4. Bobby Moorhead	1952	165	2	7	1989	Gerald Chamblin, LB	3	41	0
1980	Ted Thurson	12	4.9	Morgan Burnett	2008	95	1	7	Cedric Stallworth, DB	3	16	0	
1981	Jack Westbrook	26	4.5	6. Bob McCoy	1950	124	1	6	1989	Ken Swilling, DB	6	200	2
1982	Jack Westbrook	21	12.1	George Morris	1951	34	0	6	1990	Ken Swilling, DB	5	34	0
1983	Jack Westbrook	25	6.8	Charlie Brannon	1952	68	0	6	1991	Willie Clay, CB	9	66	1
1984	Tim Mauldin	15	8.0	Bill Eastman	1965	83	0	6	1992	Marcus Coleman, CB	3	34	0
1985	Cory Collier	12	6.3	Rick Lewis	1970	116	2	6	1993	Marlon Williams, OLB	3	28	0
1986	Riccardo Ingram	16	14.6	Randy Rhino	1973	45	0	6	1993	Marcus Coleman, CB	2	17	0
1987	Riccardo Ingram	20	5.5	Ken Swilling	1989	200	2	6	1994	Mike Williams, CB	2	4	0
1988	Gerald Chamblin	17	7.5	YEAR-BY-YEAR LEADERS									
1989	Willie Clay	27	5.8	INTERCEPTIONS									
1990	Jason McGill	27	6.0	YEAR PLAYER INT YDS TD									
1991	Willie Clay	48	9.0	1948	Bob McCoy, DB	3	33	0	1996	Brian Wilkins, FS	4	0	0
1992	Jimmy Lincoln	18	7.6	1949	Powell Sheffer, DB	5	47	0	1997	Brian Wilkins, FS	4	36	0
1993	Lethon Flowers	10	7.9	1950	Bob McCoy, DB	6	124	1	Travares Tillman, SS	4	32	0	
1994	Lethon Flowers	8	3.8	1951	George Morris, LB	6	34	0	1998	Jamara Clark, CB	3	41	0
1995	Nate Perryman	29	12.5	1952	Bobby Moorhead, DB	7	165	2	1999	Marvious Hester, CB	2	8	0
1996	Nate Perryman	18	12.2	1953	Joe Hall, DB	4	68	0	2000	Jeremy Muires, FS	4	26	0
1997	Harvey Middleton	22	8.4	1954	Wade Mitchell, DB	3	94	0	2001	Jeremy Muires, FS	3	2	0
1998	Charlie Rogers	30	14.2	1955	Johnny Menger, DB	4	54	1	2002	Marvious Hester, CB	3	10	0
1999	Marvious Hester	29	11.1	1956	Wade Mitchell, DB	3	18	0	2003	Jeremy Muires, FS	5	37	0
2000	Kelley Rhino	19	9.1	1957	Seven players tied with	1			2004	Reuben Houston, CB	3	16	0
2001	Kelley Rhino	48	10.7	1958	Fred Braxelton, DB	2	38	0	2005	Dawan Landry, FS	4	12	0
2002	Kelley Rhino	45	9.9	Maxie Baughan, LB	2	15	0	2006	Philip Wheeler, LB	4	18	0	
2003	Jonathan Smith	31	11.7	Marvin Tibbetts, DB	2	13	0	2007	Djay Jones, FS	4	29	1	
2004	Patrick Carter	26	8.4	1959	Billy Williamson, DB	3	19	0	2007	Morgan Burnett, S	3	0	0
2005	Pat Clark	30	6.4	1960	Walter Howard, DB	4	14	0	2008	Morgan Burnett, S	7	95	1
2006	Andrew Smith	19	7.7	1961	Tom Winingder, DB	3	35	0	2009	Morgan Burnett, S	4	40	0
2007	Tyler Evans	34	9.3	1962	Mike McNames, DB	4	5	0	2010	Jerrard Tarrant, S	3	93	1
2008	Tyler Melton	15	5.7	1963	Nine players tied with	1			2011	Rod Sweeting, CB	3	30	1
2009	Jerrard Tarrant	21	13.4	1964	Gerry Bussell, DB	3	24	1	2012	Isaiah Johnson, S	3	34	1
2010	Jerrard Tarrant	20	6.6	1965	Tom Bleick, DB	3	23	0	2013	Jemea Thomas, CB-S	3	9	0
2011	Zach Laskey	11	8.5	1966	Bill Eastman, DB	6	83	0	2014	Jemea Thomas, CB-S	4	1	0
2012	Jamal Golden	17	14.6	1967	Bill Eastman, DB	4	125	1	2015	Five players with	2		
2013	DeAndre Smelter	11	11.3	1968	Bill Kinard, DB	4	20	0	2016	Jamal Golden, S	4	87	1
2014	Jamal Golden	11	4.1	1969	Bill Kinard, DB	3	29	0	2017	D.J. White, CB	4	48	1
2015	Jamal Golden	16	10.1	1970	Jeff Ford, DB	9	257	3	2018	Brant Mitchell, LB	2	46	1
2016	Brad Stewart	11	11.5	1971	Rick Lewis, DB	6	116	2	2019	D.J. White, CB	2	0	0
2017	Brad Stewart	16	6.6	1972	Dave Beavin, DB	3	30	0	2020	Lance Austin, CB	3	24	1
2018	Brad Stewart	7	6.7	1973	Randy Rhino, DB	8	171	1	2021	Lawrence Austin, NIC	3	3	0
2019	Ahmarean Brown	10	3.4	1974	Randy Rhino, DB	6	45	0	2022	A.J. Gray, S	2	23	0
2020	Marquez Ezzard	7	7.9	1975	Danny Rhino, DB	3	7	0	2018	Malik Rivera	2	84	0
2021	Azende Rey	12	4.3	Steve Crawford, DB	2	67	0	2019	Anree Saint-Amour	2	19	1	
2022	Nate McCollum	7	11.3	Don Bessillieu, DB	2	26	0	2020	Tariq Carpenter	2	6	0	
				Gil Kyle, DB	2	25	0	2021	Zamari Walton	2	14	0	
				Danny Rhino, DB	2	11	0	2022	Quez Jackson	2	23	0	
				1976	Eddie Porter, DB	4	46	0	2022	Zamari Walton	2	14	0
				1977	Reggie Wilkes, DE	3	14	0	2021	Charlie Thomas	2	0	0
				1978	Lawrence Lowe, DB	5	41	0		2022 LaMiles Brooks	3	37	1

DEFENSE**INTERCEPTIONS****CAREER**

PLAYER	YEARS	YDS	TD	INT
1. Willie Clay	1988-91	264	1	16
2. Jeff Ford	1969-71	320	4	14
Randy Rhino	1972-74	216	1	14



SACKS

CAREER			
PLAYER	YEARS	SKS	YDS
1. Jeremiah Attaochu	2010-13	31.5	226
2. Greg Gathers	1999-02	31.0	210
3. Coleman Rudolph	1989-92	28.5	200
4. Marco Coleman	1989-91	27.5	162
5. Eric Henderson	2002-05	25.0	183
6. Pat Swilling	1982-85	23.0	194
7. Felipe Claybrooks	1997-00	20.0	156
8. Derrick Morgan	2007-09	19.5	131
9. Michael Johnson	2005-08	19.0	149
10. Philip Wheeler	2003-07	18.5	136

SEASON

PLAYER	YEAR	SKS	YDS
1. Pat Swilling	1985	15.0	119
2. Coleman Rudolph	1991	13.0	87
Greg Gathers	2000	13.0	89
4. Marco Coleman	1990	12.5	59
Derrick Morgan	2009	12.5	81
Jeremiah Attaochu	2013	12.5	86
7. Eric Henderson	2003	11.0	73
8. Marco Coleman	1991	10.0	62
Felipe Claybrooks	1998	10.0	67
Greg Gathers	2001	10.0	68
Jeremiah Attaochu	2012	10.0	67

TACKLES FOR LOSS

CAREER			
PLAYER	YEARS	YDS	TFL
1. Eric Henderson	2002-05	59.5	249
2. Greg Gathers	1999-02	57.0	290
3. Coleman Rudolph	1989-92	52.0	285
4. Marco Coleman	1989-91	50.0	215
5. Darryl Smith	2000-03	48.0	123
6. Jeremiah Attaochu	2010-13	43.5	238
7. Keyaron Fox	2000-03	40.0	137
8. Gerris Wilkinson	2002-05	38.0	141
9. Pat Swilling	1982-85	37.0	224
Felipe Claybrooks	1997-00	37.0	201
11. Philip Wheeler	2003-07	34.5	172
12. Marlon Williams	1990-93	33.5	182
13. Ricardo Wimbush	1999-02	32.0	90
Darryl Richard	2004-08	32.0	134
15. Nick Rogers	1998-01	31.0	160
KaMichael Hall	2003-06	31.0	163
17. Adamn Oliver	2004-07	30.5	143
Michael Johnson	2005-08	30.5	183
19. Joe Anoai	2003-06	29.5	126
Derrick Morgan	2007-09	29.5	154

SEASON

PLAYER	YEAR	YDS	TFL
1. Eric Henderson	2003	24.0	91
2. Pat Swilling	1985	21.0	130
Marco Coleman	1991	21.0	90
4. Coleman Rudolph	1991	20.0	110
Greg Gathers	2000	20.0	105
6. Coleman Rudolph	1992	19.5	106
7. Marco Coleman	1990	18.5	76
Derrick Morgan	2009	18.5	96
9. Greg Gathers	1999	18.0	90
Greg Gathers	2001	18.0	95

TACKLES BY LINEMEN

CAREER		
PLAYER	YEARS	TT
1. Franklin Brooks	1952-55	271
2. Pat Swilling	1982-85	265
3. John Battle	1963-65	242
4. Brad Bourne	1970-72	241
5. Rick Gibney	1972-75	234
6. Coleman Rudolph	1989-92	220
7. Smylie Gebhart	1969-71	217
8. Rock Perdoni	1969-70	210
9. Ralph Hughes	1994-97	200
10. Mark Pike	1982-85	198

SEASON

PLAYER	YEAR	TT
1. John Battle	1965	112
2. Franklin Brooks	1954	106
3. Rock Perdoni	1969	105
4. Pat Swilling	1984	100
5. John Lagana	1967	94
6. Don Stephenson	1956	92
Brad Bourne	1972	92
8. Kyle Ambrose	1986	91
9. Franklin Brooks	1955	89
10. Pat Swilling	1985	84

TACKLES BY LINEBACKERS

CAREER		
PLAYER	YEARS	TT
1. Keith Brooking	1994-97	467
2. Jerrelle Williams	1988-91	437
3. Ron Rogers	1994-97	435
4. Lucius Sanford	1974-77	433
5. Rob Horton	1980-83	432
6. Duane Wood	1979-82	426
7. Ted Roof	1982-85	417
8. Joe Harris	1972-74	415
9. Jamal Cox	1991-94	397
10. Mackel Harris	1976-79	390

SEASON

PLAYER	YEAR	TT
1. Joe Harris	1974	188
2. Duane Wood	1980	171
3. Eric Thomas	1989	159
4. Keyaron Fox	2003	155
5. Rob Horton	1981	150
6. Keith Brooking	1996	147
7. Jamal Cox	1994	146
Keith Brooking	1995	146
9. Jerrelle Williams	1989	145
Jerrelle Williams	1990	145
Ron Rogers	1995	145

TACKLES BY DEFENSIVE BACKS

CAREER		
PLAYER	YEARS	TT
1. Isaiah Johnson	2010-14	283
2. Jeremy Muyres	1999-02	273
3. Ken Swilling	1988-91	267
4. Dawan Landry	2002-05	250
5. Mark Sheffield	1979-82	244
6. James Butler	2001-04	240
7. Lethon Flowers	1991-94	238

8. Travares Tillman	1996-99	236
9. Morgan Burnett	2007-09	235
10. Jemea Thomas	2009,'11-13	234

SEASON

PLAYER	YEAR	TT
1. James Butler	2003	119
2. Cleve Pounds	1984	114
3. Sammy Brown	1982	113
Cleve Pounds	1985	113
5. Mike Williams	1992	105
6. Gary Faulkner	1971	102
7. Andre Thomas	1988	100
8. Danny Rhino	1974	99
9. David Hendrix	1994	97
10. Sammy Burke	1966	93
Ken Swilling	1989	93
Morgan Burnett	2008	93

GAMES PLAYED

CAREER

PLAYER	POS	YEARS	GP
1. Malachi Carter	WR	2018-22	58
2. Charlie Thomas	LB	2018-22	55
3. Jamal Golden	DB	2011-15	54
Jemea Thomas	DB	2009,'11-13	54
T.J. Barnes	DT	2009-12	54
Rod Sweeting	DB	2009-12	54
7. Chris Milton	DB	2012-15	53
Tyler Marcordes	LB	2012-15	53
Rashaad Reid	DB	2008-11	53
10. Scott Blair	K-P	2007-10	53

GAMES STARTED

CAREER

PLAYER	POS	YEARS	GS
1. Roddy Jones	RB	2008-11	52
2. Ricardo Wimbush	LB	1999-2002	50
3. Reggie Ball	QB	2003-06	49
4. Andrew Gardner	OT	2005-08	48
5. Matt Rhodes	OL	2004-07	47

RUSHING

MOST RUSHING ATTEMPTS

ATT	PLAYER	OPPONENT	DATE	
1.	44	TaQuon Marshall	Tennessee	Sept. 4, 2017
2.	40	Tobias Oliver	Virginia Tech	Oct. 25, 2018
3.	39	Robert Lavette	Tennessee	Oct. 23, 1982
	39	Jerry Mays	Georgia	Dec. 2, 1989
5.	38	Robert Lavette	Georgia	Nov. 27, 1982
6.	37	Tashard Choice	Miami	Oct. 13, 2007
7.	36	Robert Lavette	Virginia	Oct. 13, 1984
	36	Tony Hollings	BYU	Sept. 21, 2002
	36	P.J. Daniels	North Carolina	Nov. 15, 2003
10.	35	C.J. Williams	Duke	Oct. 7, 1995
11.	34	Joe Burns	Syracuse	Aug. 26, 2001
	34	Joe Burns	NC State	Oct. 20, 2001
	34	Joe Burns	North Carolina	Nov. 1, 2001
	34	Tashard Choice	NC State	Nov. 4, 2006
	34	Anthony Allen	Duke	Nov. 20, 2010
16.	33	Lenny Snow	Texas Tech	Dec. 31, 1965
	33	Brent Cunningham	Duke	Nov. 1, 1969
	33	Robert Lavette	Memphis State	Sept. 25, 1982
	33	P.J. Daniels	Wake Forest	Oct. 11, 2003
	33	Tashard Choice	North Carolina	Nov. 17, 2007

MOST RUSHING YARDS

YDS	PLAYER	OPPONENT	DATE	
1.	356	Eddie Lee Ivery	Air Force	Nov. 11, 1978
2.	307	P.J. Daniels	Tulsa	Jan. 4, 2004
3.	249	TaQuon Marshall	Tennessee	Sept. 4, 2017
4.	240	P.J. Daniels	North Carolina	Nov. 15, 2003
5.	229	Jimmy Lincoln	Virginia	Sept. 19, 1991
6.	217	Brent Cunningham	Clemson	Oct. 3, 1970
7.	215	Tobias Oliver	Virginia Tech	Oct. 25, 2018
8.	214	Roddy Jones	Georgia	Nov. 29, 2008
9.	207	Jerry Mays	Georgia	Dec. 2, 1989
10.	206	Jerry Mays	Western Carolina	Oct. 12, 1985
	206	C.J. Williams	Wake Forest	Nov. 19, 1994
12.	204	Tashard Choice	Miami	Oct. 13, 2007
13.	203	Robert Lavette	Georgia	Nov. 27, 1982
14.	199	Eddie Prokop	Tulsa	Jan. 1, 1944
15.	198	Joe Burns	North Carolina	Nov. 1, 2001
16.	197	Robert Lavette	Navy	Nov. 14, 1981
17.	196	Tashard Choice	Notre Dame	Sept. 1, 2007
	196	KirVonte Benson	Pittsburgh	Sept. 23, 2017
19.	195	Anthony Allen	Virginia	Oct. 9, 2010
	195	Justin Thomas	Duke	Oct. 29, 2016

MOST TOUCHDOWNS SCORED BY RUSHING

TD	PLAYER	OPPONENT	DATE	
1.	5	TaQuon Marshall	Tennessee	Sept. 4, 2017
2.	4	George Maloof	Georgia	Dec. 1, 1951
	4	Robert Lavette	Virginia	Nov. 6, 1982
	4	Tony Hollings	Connecticut	Sept. 7, 2002
	4	P.J. Daniels	Tulsa	Jan. 4, 2004
	4	Tevin Washington	Middle Tennessee	Sept. 29, 2012
7.	3	46 times, most recently:		
		Dontae Smith	Western Caro.	Sept. 10, 2022

LONGEST RUSHING ATTEMPTS

YDS	PLAYER	OPPONENT	DATE	
1.	95 (t)	Orwin Smith	Kansas	Sept. 17, 2011
2.	88 (t)	Jonathan Dwyer	Mississippi State	Sept. 20, 2008
3.	87 (t)	Bob McCoy	Citadel	Nov. 20, 1948
4.	85 (t)	Jonathan Dwyer	North Carolina	Nov. 8, 2008
	85 (t)	Gerry Bussell	Georgia	Dec. 1, 1962
	85 (t)	Morris Harrison	Citadel	Oct. 25, 1947
7.	83 (t)	Robert Lavette	Navy	Nov. 14, 1981
8.	82 (t)	Anthony Allen	Clemson	Sept. 10, 2009
	82 (t)	Justin Thomas	Duke	Oct. 29, 2016
10.	80	Eddie Lee Ivery	Air Force	Nov. 11, 1978
11.	79	Vad Lee	Presbyterian	Sept. 8, 2012
	79 (t)	Jerry Mays	NC State	Oct. 11, 1986
13.	78 (t)	TaQuon Marshall	Virginia	Nov. 17, 2017
14.	77 (t)	Orwin Smith	Virginia	Sept. 15, 2012
	77 (t)	Orwin Smith	Western Carolina	Sept. 1, 2011
	77 (t)	Bill Teas	LSU	Oct. 9, 1954
17.	75 (t)	DeAndre Smelter	North Carolina	Oct. 18, 2014
	75 (t)	Jimmy Lincoln	Furman	Sept. 11, 1993
19.	74 (t)	Jonathan Dwyer	Jacksonville State	Sept. 5, 2009
20.	73 (t)	Orwin Smith	North Carolina	Sept. 18, 2010
	73 (t)	Tashard Choice	Samford	Sept. 8, 2007
	73	Nate Kelsey	Virginia	Sept. 20, 1986
	73 (t)	Eddie Lee Ivery	Air Force	Nov. 11, 1978
	73	George Volkert	Florida State	Oct. 22, 1955
25.	72 (t)	Tony Hollings	Clemson	Sept. 14, 2002
	72 (t)	Robert Lavette	Georgia	Nov. 26, 1983
	72 (t)	Rodney Lee	Tennessee	Oct. 8, 1977
28.	71	Jordan Mason	Miami (Fla.)	Nov. 6, 2021
	71	Jahmyr Gibbs	Virginia	Oct. 23, 2021
	71 (t)	Joshua Nesbitt	Virginia Tech	Nov. 4, 2010
	71	Charles Wiley	Wake Forest	Nov. 4, 1995

HISTORIC

YDS	PLAYER	OPPONENT	DATE
82 (t)	Buck Flowers	Georgetown	Nov. 13, 1920

ACC GAMES

YDS	PLAYER	OPPONENT	DATE	
1.	85 (t)	Jonathan Dwyer	North Carolina	Nov. 8, 2008
2.	82 (t)	Anthony Allen	Clemson	Sept. 10, 2009
	82 (t)	Justin Thomas	Duke	Oct. 29, 2016
4.	79 (t)	Jerry Mays	NC State	Oct. 11, 1986
5.	78 (t)	TaQuon Marshall	Virginia	Nov. 17, 2017
6.	77 (t)	Orwin Smith	Virginia	Sept. 15, 2012
7.	75 (t)	DeAndre Smelter	North Carolina	Oct. 18, 2014

PASSING

MOST PASS ATTEMPTS

ATT	PLAYER	OPPONENT	DATE	
1.	61	Larry Good	Tennessee	Oct. 12, 1968
2.	57	George Godsey	Clemson	Oct. 28, 2000
3.	55	George Godsey	Virginia	Nov. 10, 2001
4.	53	Reggie Ball	NC State	Oct. 6, 2005
5.	49	Darrell Gastin	Duke	Oct. 31, 1987
6.	47	Tommy Luginbill	Florida State	Nov. 5, 1994
	47	Reggie Ball	Duke	Nov. 8, 2003
	47	Reggie Ball	North Carolina	Sept. 10, 2005
9.	46	Michael Kelley	Georgia	Nov. 29, 1980
	46	Todd Rampley	Wake Forest	Nov. 12, 1988
	46	Shawn Jones	Georgia	Nov. 28, 1992
12.	45	Tommy Luginbill	Virginia	Oct. 15, 1994
	45	George Godsey	Maryland	Oct. 11, 2001
	45	A.J. Suggs	Maryland	Oct. 17, 2002



15.	44	Eddie McAshan	Miami	Sept. 26, 1970
44		Michael Kelley	Georgia	Dec. 5, 1981
44		Rick Strom	North Carolina	Sept. 19, 1987
44		A.J. Suggs	Florida State	Nov. 9, 2002
44		Jeff Sims	Virginia	Oct. 23, 2021

18.	21	Shawn Jones	Clemson	Sept. 26, 1992
21		Joe Hamilton	NC State	Oct. 11, 1997
21		Joe Hamilton	Virginia	Nov. 8, 1997
21		Jeff Sims	Central Fla.	Sept. 24, 2022

MOST PASS COMPLETIONS

NO.	PLAYER	OPPONENT	DATE	
1.	39	George Godsey	Virginia	Nov. 10, 2001
2.	35	George Godsey	Clemson	Oct. 28, 2000
3.	29	George Godsey	Virginia	Nov. 9, 2000
4.	28	A.J. Suggs	Maryland	Oct. 17, 2002
5.	27	Michael Kelley	Georgia	Nov. 29, 1980
27		Reggie Ball	Duke	Nov. 8, 2003
27		Jeff Sims	Virginia	Oct. 23, 2021
8.	26	Shawn Jones	Georgia	Nov. 28, 1992
26		George Godsey	Maryland	Oct. 11, 2001
26		A.J. Suggs	Virginia	Oct. 26, 2002
11.	25	Larry Good	Tennessee	Oct. 12, 1968
25		Michael Kelley	Georgia	Dec. 5, 1981
25		Todd Rampley	Wake Forest	Nov. 12, 1988
25		Shawn Jones	Virginia	Sept. 19, 1992
25		Tommy Luginbill	Virginia	Oct. 15, 1994
25		George Godsey	Florida State	Dec. 1, 2001
17.	24	19 times		

MOST INTERCEPTIONS THROWN

INT	PLAYER	OPPONENT	DATE	
1.	5	Jerry Priestley	Tennessee	Nov. 7, 1964
5		Eddie McAshan	Rice	Sept. 30, 1972
3.	4	Stanley Gann	Auburn	Oct. 15, 1960
4		Marvin Hoffman	Tennessee	Oct. 11, 1969
4		Eddie McAshan	Tennessee	Oct. 10, 1970
4		James Stevens	South Carolina	Sept. 15, 1973
4		Michael Kelley	Alabama	Sept. 8, 1979
4		Michael Kelley	Georgia	Nov. 24, 1979
4		Joel Peoples	Auburn	Oct. 18, 1980
4		Darrell Gast	Wake Forest	Nov. 21, 1987
4		Demarius Bilbo	Fresno State	Dec. 31, 2002
4		Taylor Bennett	Virginia Tech	Nov. 1, 2007
4		Jeff Sims	Syracuse	Sept. 26, 2020
14.	3	40 times		

MOST PASSING YARDS

YDS	PLAYER	OPPONENT	DATE	
1.	486	George Godsey	Virginia	Nov. 10, 2001
2.	454	George Godsey	Clemson	Oct. 28, 2000
3.	416	Darrell Gast	Duke	Oct. 31, 1987
4.	387	Joe Hamilton	Florida State	Sept. 11, 1999
387		Joe Hamilton	Maryland	Sept. 30, 1999
6.	371	Eddie McAshan	Rice	Sept. 30, 1972
7.	361	Michael Kelley	Navy	Nov. 17, 1979
8.	359	Jeff Sims	Pittsburgh	Oct. 2, 2021
9.	354	George Godsey	Maryland	Nov. 18, 2000
10.	341	Joe Hamilton	Georgia	Nov. 27, 1999
11.	337	Joe Hamilton	Virginia	Nov. 8, 1997
12.	333	Michael Kelley	Georgia	Nov. 29, 1980
333		George Godsey	Wake Forest	Oct. 14, 2000
14.	326	Taylor Bennett	West Virginia	Jan. 1, 2007
15.	324	Joe Hamilton	Duke	Oct. 16, 1999
16.	323	George Godsey	Virginia	Nov. 9, 2000
17.	322	Joe Hamilton	Clemson	Nov. 13, 1999
18.	320	George Godsey	Maryland	Oct. 11, 2001
320		Reggie Ball	North Carolina	Sept. 10, 2005
20.	319	Kim King	Virginia	Nov. 13, 1965

HIGHEST COMPLETION PERCENTAGE (MINIMUM 10 ATTEMPTS)

COMP%	PLAYER	OPPONENT	DATE	
1.	.880 (22-25)	Joe Hamilton	Florida State	Sept. 11, 1999
2.	.875 (14-16)	George Godsey	Citadel	Sept. 1, 2001
3.	.867 (13-15)	Kim King	Auburn	Oct. 16, 1965
4.	.818 (9-11)	James Person	Georgia	Nov. 30, 1968
5.	.809 (17-21)	Joe Hamilton	Maryland	Nov. 22, 1997
6.	.808 (21-26)	Joe Hamilton	Virginia	Nov. 8, 1997
7.	.800 (12-15)	Kim King	Duke	Oct. 30, 1965
.800 (12-15)		James Stevens	Iowa State	Dec. 18, 1972
9.	.789 (15-19)	Joe Hamilton	Duke	Sept. 26, 1996
10.	.786 (11-14)	John Williams	Texas Tech	Dec. 19, 1970
.786 (11-14)		Joshua Nesbitt	Miss. State	Oct. 3, 2009
12.	.784 (29-37)	George Godsey	Virginia	Nov. 9, 2000
13.	.778 (14-18)	Jim Bob Taylor	Citadel	Sept. 18, 1982
14.	.769 (10-13)	A.J. Suggs	Vanderbilt	Aug. 31, 2002
.769 (10-13)		Jeff Sims	North Carolina	Sept. 21, 2021
16.	.762 (16-21)	George Godsey	Wake Forest	Oct. 14, 2000
17.	.750 (12-16)	Billy Lothridge	Duke	Nov. 3, 1962
.750 (18-24)		James Stevens	Clemson	Sept. 29, 1973
.750 (15-20)		Shawn Jones	Georgia	Dec. 1, 1990
.750 (18-24)		Joe Hamilton	Wake Forest	Sept. 14, 1996

HIGHEST PASS EFFICIENCY (MINIMUM 10 PASS ATTEMPTS)

EFF	PLAYER	OPPONENT	DATE	
1.	312.80	Tevin Washington	Western Carolina	Sept. 1, 2011
[8-13, 271, 3 TD]				
2.	289.80	Joshua Nesbitt	Duke	Nov. 14, 2009
[6-10, 195, 2 TD]				
3.	276.94	Justin Thomas	Duke	Oct. 29, 2016
[10-14, 264, 2 TD]				
4.	275.25	Justin Thomas	Wofford	Aug. 30, 2014
[11-15, 282, 2 TD]				
5.	272.25	George Godsey	Wake Forest	Oct. 14, 2000
[16-21, 333, 4 TD]				
6.	270.83	Joe Hamilton	Florida State	Sept. 11, 1999
[22-25, 387, 4 TD]				
7.	261.74	Joshua Nesbitt	Mississippi State	Oct. 3, 2009
[11-14, 266, 1 TD]				
8.	252.93	Rick Strom	The Citadel	Sept. 12, 1987
[11-18, 317, 3 TD, 1 INT]				
9.	245.30	George Godsey	The Citadel	Sept. 1, 2001
[14-16, 222, 2 TD]				
10.	244.70	Tevin Washington	Duke	Nov. 17, 2012
[6-10, 102, 3 TD]				

MOST COMPLETIONS WITHOUT AN INTERCEPTION

NO.	PLAYER	OPPONENT	DATE	
1.	35	George Godsey	Clemson	Oct. 28, 2000
2.	29	George Godsey	Virginia	Nov. 9, 2000
3.	28	A.J. Suggs	Maryland	Oct. 17, 2002
4.	26	A.J. Suggs	Virginia	Oct. 26, 2002
5.	25	Shawn Jones	Virginia	Sept. 19, 1992
6.	24	Donnie Davis	NC State	Oct. 23, 1993
24		Tommy Luginbill	North Carolina	Oct. 8, 1994
24		George Godsey	NC State	Oct. 20, 2001
24		Reggie Ball	NC State	Oct. 4, 2003
24		Reggie Ball	North Carolina	Sept. 10, 2005
11.	23	Joe Hamilton	Duke	Oct. 16, 1999
23		George Godsey	Stanford	Dec. 27, 2001
23		Jeff Sims	Duke	Oct. 8, 2022
14.	22	Joe Hamilton	Duke	Nov. 15, 1997
22		Joe Hamilton	Florida State	Sept. 11, 1999
22		Reggie Ball	Connecticut	Nov. 13, 2004
22		Taylor Bennett	Maryland	Oct. 6, 2007

MOST TOUCHDOWNS SCORED BY PASSING

TD	PLAYER	OPPONENT	DATE
1. 5	Eddie McAshan	Rice	Sept. 30, 1972
5	Joe Hamilton	Clemson	Nov. 13, 1999
3. 4	Eddie Prokop	Tulane	Nov. 13, 1943
4	Frank Broyles	Tulane	Nov. 11, 1944
4	Darrell Crawford	Auburn	Oct. 20, 1951
4	Shawn Jones	Maryland	Oct. 7, 1989
4	Shawn Jones	Georgia	Dec. 1, 1990
4	Tommy Luginbill	Western Carolina	Oct. 10, 1994
4	Joe Hamilton	Florida State	Sept. 11, 1999
4	Joe Hamilton	Georgia	Nov. 27, 1999
4	George Godsey	Wake Forest	Oct. 14, 2000
4	Reggie Ball	Clemson	Sept. 11, 2004
4	Reggie Ball	NC State	Nov. 4, 2006
4	Vad Lee	Duke	Sept. 14, 2013
4	Justin Thomas	Ga. Southern	Sept. 13, 2014
4	Jordan Yates	Kennesaw State	Sept. 11, 2021
17. 3	37 times, most recently: Jeff Sims	Virginia	Oct. 23, 2021

LONGEST PASS COMPLETIONS

YDS	QB/RECEIVER	OPP.	DATE
1. 96 (t)	Brandon Shaw to Charlie Rogers	UCF	Oct. 26, 1996
2. 90 (t)	Ted Peoples to Drew Hill	Duke	Sept. 9, 1978
3. 88 (t)	Jaybo Shaw to Demaryius Thomas	Duke	Oct. 4, 2008
4. 87 (t)	Darrell Gast to Greg Lester	Duke	Oct. 31, 1987
87 (t)	Joshua Nesbitt to Embry Peoples	Vanderbilt	Oct. 31, 2009
6. 86 (t)	Tobias Oliver to Qua Searcy	N. Carolina	Nov. 3, 2018
7. 83 (t)	Justin Thomas to Clinton Lynch	N. Carolina	Nov. 5, 2016
82 (t)	Shawn Jones to Keenan Walker	Maryland	Oct. 12, 1991
82 (t)	Tevin Washington to Stephen Hill	W. Carolina	Sept. 1, 2011
82 (t)	Vad Lee to Jeff Greene	Presbyterian	Sept. 8, 2012
11. 81 (t)	Shawn Jones to Bobby Rodriguez	Clemson	Oct. 14, 1989
81 (t)	Justin Thomas to Marcus Marshall	Vanderbilt	Sept. 17, 2016
13. 80 (t)	Kim King to John Sias	TCU	Sept. 30, 1967
80 (t)	Mike Kelley to Leon Chadwick	Notre Dame	Oct. 6, 1979
80 (t)	Donnie Davis to Derrick Steagall	Furman	Sept. 11, 1993
80 (t)	Graham Stroman to C.J. Williams	Maryland	Oct. 22, 1994
80 (t)	Joe Hamilton to Dez White	Florida St.	Sept. 11, 1999
80 (t)	Joe Hamilton to Dez White	Maryland	Sept. 30, 1999
80 (t)	Reggie Ball to Nate Curry	Syracuse	Dec. 21, 2004
80 (t)	TaQuon Marshall to R. Jeune	Va. Tech	Nov. 11, 2017
21. 79 (t)	E.M. Holtzinger to J.W. Kilzer	Auburn	Oct. 27, 1945
79	Rick Strom to Steve Davenport	Citadel	Sept. 12, 1987
79 (t)	Calvin Booker to Jonathan Dwyer	Gardner-Webb	Oct. 11, 2008
79 (t)	Tevin Washington to Stephen Hill	Duke	Nov. 20, 2010
79 (t)	Justin Thomas to Charles Perkins	Pittsburgh	Oct. 25, 2014
26. 78 (t)	Ken Bonifay to John Sias	Duke	Nov. 2, 1968
78 (t)	Shawn Jones to William Bell	Chattanooga	Sept. 22, 1990
28. 77 (t)	Eddie McAshan to Jimmy Robinson	Mich. St.	Sept. 23, 1972
77 (t)	Tommy Luginbill to Omar Cassidy	N. Carolina	Oct. 8, 1994
77 (t)	Tevin Washington to Stephen Hill	W. Carolina	Sept. 1, 2011
77 (t)	Matthew Jordan to Clinton Lynch	Vanderbilt	Sept. 17, 2016
77 (t)	Jeff Sims to Jahmyr Gibbs	Duke	Oct. 9, 2021
33. 76 (t)	Shawn Jones to Greg Lester	Virginia	Sept. 19, 1991
76 (t)	Joshua Nesbitt to Demaryius Thomas	Georgia	Nov. 28, 2009
35. 75	Donnie Davis to Dorsey Levens	Baylor	Nov. 6, 1993
75 (t)	Joshua Nesbitt to Demaryius Thomas	Duke	Nov. 14, 2009

ACC GAMES

YDS	QB/RECEIVER	OPP.	DATE
1. 88 (t)	Jaybo Shaw to Demaryius Thomas	Duke	Oct. 4, 2008
2. 87 (t)	Darrell Gast to Greg Lester	Duke	Oct. 31, 1987
3. 86 (t)	Tobias Oliver to Qua Searcy	N. Carolina	Nov. 3, 2018
4. 83 (t)	Justin Thomas to Clinton Lynch	N. Carolina	Nov. 5, 2016
5. 82 (t)	Shawn Jones to Keenan Walker	Maryland	Oct. 12, 1991
6. 81 (t)	Shawn Jones to Bobby Rodriguez	Clemson	Oct. 14, 1989

RECEIVING**MOST PASS RECEPTIONS**

REC	PLAYER	OPPONENT	DATE
1. 14	John Sias	Navy	Nov. 9, 1968
14	Stephen Harkey	South Carolina	Sept. 12, 1970
14	Robert Lavette	Notre Dame	Nov. 7, 1981
14	Kelly Campbell	Clemson	Oct. 28, 2000
5. 13	Will Glover	Virginia	Nov. 10, 2001
6. 11	Kelly Campbell	Duke	Oct. 16, 1999
7. 10	Jerry Mays	Wake Forest	Nov. 12, 1988
10	Kelly Campbell	Syracuse	Aug. 26, 2001
10	Kelly Campbell	Stanford	Dec. 27, 2001
10	Calvin Johnson	NC State	Oct. 6, 2005
10	Calvin Johnson	Maryland	Oct. 7, 2006
12. 9	22 times, most recently; Demaryius Thomas	Duke	Oct. 4, 2008

MOST RECEIVING YARDS

YDS	PLAYER	OPPONENT	DATE
1. 243	Dez White	Virginia	Oct. 17, 1998
2. 230	Demaryius Thomas	Duke	Oct. 4, 2008
3. 223	Derrick Steagall	Virginia	Nov. 8, 1997
4. 215	Dez White	Maryland	Sept. 30, 1999
5. 209	Kelly Campbell	Clemson	Oct. 28, 2000
6. 203	Kris Kentera	Navy	Nov. 17, 1979
203	Kelly Campbell	North Carolina	Oct. 9, 1999
8. 198	John Sias	Navy	Nov. 9, 1968
9. 194	Jonathan Smith	Wake Forest	Oct. 11, 2003
10. 193	Greg Lester	Duke	Oct. 31, 1987
193	Kelly Campbell	Syracuse	Aug. 26, 2001
12. 190	Kelly Campbell	Duke	Oct. 16, 1999
13. 186	Calvin Johnson	West Virginia	Jan. 1, 2007
14. 181	Stephen Hill	Western Carolina	Sept. 1, 2011
15. 176	Jason McGill	Maryland	Oct. 10, 1992
16. 174	Demaryius Thomas	Mississippi State	Oct. 3, 2009
17. 172	Will Glover	Virginia	Nov. 10, 2001
18. 171	Craig Baynham	Virginia	Nov. 13, 1965
171	Dez White	North Carolina	Sept. 26, 1998
20. 170	Jonathan Smith	Clemson	Sept. 20, 2003

MOST TOUCHDOWNS SCORED BY RECEIVING

TD	PLAYER	OPPONENT	DATE
1. 4	Buck Martin	Auburn	Oct. 20, 1951
2. 3	Craig Baynham	Duke	Oct. 30, 1965
3	Kris Kentera	Navy	Nov. 17, 1979
3	Jason McGill	Maryland	Oct. 10, 1992
3	Dez White	Virginia	Oct. 17, 1998
3	Calvin Johnson	Clemson	Sept. 11, 2004

TOTAL OFFENSE/SCORING**MOST OFFENSIVE PLAYS**

NO.	PLAYER	OPPONENT	DATE
1. 68	Larry Good	Tennessee	Oct. 12, 1968
2. 65	Reggie Ball	NC State	Oct. 6, 2005
3. 63	George Godsey	Clemson	Oct. 28, 2000
63	George Godsey	Virginia	Nov. 10, 2001
5. 62	Joe Hamilton	Miami	Jan. 1, 2000
6. 57	Shawn Jones	Georgia	Nov. 28, 1992
7. 56	Kim King	Georgia	Nov. 27, 1965
56	Reggie Ball	Clemson	Sept. 20, 2003
56	Reggie Ball	Clemson	Sept. 11, 2004
10. 55	Reggie Ball	Duke	Nov. 8, 2003
11. 54	Tommy Luginbill	Virginia	Oct. 15, 1994
54	George Godsey	Maryland	Oct. 11, 2001



54	Reggie Ball	North Carolina	Sept. 10, 2005
54	Jeff Sims	Virginia	Oct. 23, 2021
15. 53	TaQuon Marshall	Tennessee	Sept. 4, 2017
53	Joe Hamilton	Maryland	Nov. 11, 1996
53	Joe Hamilton	Georgia	Nov. 29, 1997
53	A.J. Suggs	Florida State	Nov. 9, 2002
53	Reggie Ball	NC State	Oct. 4, 2003
20. 52	Jeff Sims	UCF	Sept. 19, 2020

95 (kr)	Cory Collier	Duke	Oct. 29, 1983
95 (kr)	Gary Lee	Georgia	Nov. 30, 1985
95 (ir)	Ken Swilling	NC State	Sept. 9, 1989
95 (kr)	Dez White	Duke	Nov. 15, 1997
95 (r)	Orwin Smith	Kansas	Sept. 17, 2011
95 (ir)	Tyler Marcordes	Elon	Aug. 31, 2013
95 (ir)	Juanyeh Thomas	Louisville	Oct. 5, 2018
24. 93 (kr)	Billy Williamson	Tennessee	Nov. 5, 1960
93 (kr)	Gerry Bussell	Tulane	Oct. 27, 1962
26. 91 (kr)	Lester Simerville	Tulane	Oct. 26, 1957
27. 90 (p)	Ted Peebles to Drew Hill	Duke	Sept. 9, 1978
90 (fr)	Kofi Smith	Wake Forest	Nov. 21, 1998
29. 88 (r)	Jonathan Dwyer	Miss. State	Sept. 20, 2008
88 (p)	Jaybo Shaw to Demaryius Thomas	Duke	Oct. 4, 2008

MOST TOTAL OFFENSE YARDS

YDS	PLAYER	OPPONENT	DATE
1. 477	George Godsey	Virginia	Nov. 10, 2001
2. 474	Joe Hamilton	Maryland	Sept. 30, 1999
3. 459	Justin Thomas	Duke	Oct. 29, 2016
4. 450	George Godsey	Clemson	Oct. 28, 2000
5. 435	Joe Hamilton	Georgia	Nov. 27, 1999
6. 412	Darrell Gast	Duke	Oct. 31, 1987
7. 410	Joe Hamilton	Clemson	Nov. 13, 1999
8. 405	Joe Hamilton	Florida State	Sept. 11, 1999
9. 397	Jeff Sims	Pittsburgh	Oct. 2, 2021
10. 387	Joe Hamilton	Duke	Oct. 16, 1999
11. 376	Michael Kelley	Navy	Nov. 17, 1979
12. 369	TaQuon Marshall	Tennessee	Sept. 4, 2017
13. 368	Joe Hamilton	Virginia	Nov. 8, 1997
14. 367	Reggie Ball	NC State	Oct. 6, 2005
15. 365	Eddie McAshan	Rice	Sept. 30, 1972
365	Jeff Sims	Virginia	Oct. 23, 2021
17. 364	Joe Hamilton	NC State	Oct. 11, 1997
18. 362	Joe Hamilton	North Carolina	Sept. 26, 1998
19. 357	George Godsey	Maryland	Nov. 18, 2000
20. 356	Eddie Lee Ivery	Air Force	Nov. 11, 1978
356	Joe Hamilton	West Virginia	Dec. 29, 1997

HISTORIC

YDS	PLAYER	OPPONENT	DATE
1. 102 (kr)	Devey Scarborough	Georgetown	Nov. 15, 1919
2. 92 (pr)	Everett Scarbupper	Mercer	Sept. 30, 1916
92 (pr)	Pat Barron	Pennsylvania	Nov. 14, 1931

ACC GAMES

YDS	PLAYER	OPPONENT	DATE
1. 100 (kr)	Jamal Golden	N. Carolina	Nov. 10, 2012
100 (kr)	Dez White	Maryland	Oct. 31, 1998
3. 99 (kr)	Gary Lee	NC State	Oct. 11, 1986
4. 98 (kr)	Jahmyr Gibbs	Boston College	Nov. 13, 2021
5. 96 (kr)	J.J. Green	Pittsburgh	Oct. 8, 2016
6. 95 (kr)	Dez White	Duke	Nov. 15, 1997
95 (ir)	Ken Swilling	NC State	Sept. 9, 1989
95 (kr)	Cory Collier	Duke	Oct. 29, 1983
95 (ir)	Juanyeh Thomas	Louisville	Oct. 5, 2018

MOST TOUCHDOWNS SCORED

TD	PLAYER	OPPONENT	DATE
1. 5	TaQuon Marshall	Tennessee	Sept. 4, 2017
2. 4	Buck Martin	Auburn	Oct. 20, 1951
4	George Maloof	Georgia	Dec. 1, 1951
4	Robert Lavette	Virginia	Nov. 6, 1982
4	C.J. Williams	NC State	Nov. 11, 1995
4	Joe Burns	North Carolina	Sept. 30, 2000
4	Tony Hollings	Connecticut	Sept. 7, 2002
4	P.J. Daniels	Tulsa	Jan. 4, 2004
4	Tevin Washington	Middle Tenn.	Sept. 29, 2012
10. 3	64 times, most recently: Dontae Smith	Western Carolina	Sept. 10, 2022

LONGEST TOUCHDOWN SCORED

YDS	PLAYER	OPPONENT	DATE
1. 100 (ir)	Frank Broyles	Clemson	Sept. 30, 1944
100 (ir)	Jeff Ford	Notre Dame	Nov. 15, 1969
100 (kr)	Drew Hill	Georgia	Dec. 2, 1978
100 (kr)	Dez White	Maryland	Oct. 31, 1998
100 (kr)	Jamal Golden	N. Carolina	Nov. 10, 2012
100 (kr)	Juanyeh Thomas	Georgia	Nov. 24, 2018
7. 99 (ir)	Bill Eastman	Tulane	Oct. 22, 1966
99 (kr)	Gary Lee	NC State	Oct. 11, 1986
9. 98 (kr)	Jahmyr Gibbs	Boston College	Nov. 13, 2021
10. 97 (kr)	Eddie Lee Ivery	Notre Dame	Nov. 5, 1977
97 (kr)	Drew Hill	Auburn	Oct. 21, 1978
97 (ir)	Jamal Lewis	Samford	Sept. 9, 2006
97 (kr)	Jamal Golden	BYU	Oct. 27, 2012
14. 96 (p)	Brandon Shaw to Charlie Rogers	UCF	Oct. 26, 1996
96 (kr)	J.J. Green	Pittsburgh	Oct. 8, 2016
16. 95 (pr)	Randy Rhino	S. Carolina	Sept. 16, 1972

PUNTING**MOST PUNTS**

P	PLAYER	OPPONENT	DATE
1. 13	Pressley Harvin III	Georgia	Nov. 30, 2019
2. 12	Chip Pallman	Notre Dame	Nov. 14, 1970
12	Sean McDevitt	Clemson	Sept. 26, 1987
12	Rodney Williams	Florida State	Oct. 18, 1997
5. 11	Tommy Chapman	Clemson	Oct. 7, 1967
11	Harper Brown	Notre Dame	Nov. 8, 1975
11	Jeff Pierce	North Carolina	Oct. 4, 1980
11	Ben Arndt	Virginia Tech	Sept. 24, 2005
9. 10	Jerry Priestley	Tulane	Oct. 24, 1964
10	Jerry Priestley	Vanderbilt	Sept. 18, 1965
10	Tommy Chapman	Notre Dame	Nov. 18, 1967
10	Tommy Chapman	USC	Oct. 25, 1969
10	Chip Pallman	Miami	Sept. 26, 1970
10	Jeff Pierce	Florida	Sept. 20, 1980
10	Jeff Pierce	Notre Dame	Nov. 8, 1980
10	Jeff Pierce	Notre Dame	Nov. 7, 1981
10	Ron Rice	Auburn	Oct. 16, 1982
10	Mike Snow	Chattanooga	Nov. 9, 1985
10	Sean McDevitt	Chattanooga	Sept. 10, 1988
10	William Weaver	Clemson	Sept. 28, 1991
10	Ben Arndt	Clemson	Sept. 11, 2004
10	Durant Brooks	Boston College	Sept. 15, 2007
10	David Shanahan	Notre Dame	Nov. 20, 2021
10	David Shanahan	Virginia	Oct. 20, 2022

MOST PUNT YARDS

YDS	PLAYER	OPPONENT	DATE
1. 587	Pressley Harvin III	Georgia	Nov. 30, 2019
2. 553	Rodney Williams	Florida State	Oct. 18, 1997

3.	505	Sean McDevitt	Clemson	Sept. 26, 1987
4.	464	Ben Arndt	Virginia Tech	Sept. 24, 2005
5.	454	Ron Rice	Auburn	Oct. 16, 1982
6.	453	Durant Brooks	Boston College	Sept. 15, 2007
7.	443	Chip Pallman	Notre Dame	Nov. 14, 1970
8.	440	Jeff Pierce	North Carolina	Oct. 4, 1980
9.	435	Pressley Harvin III	Clemson	Oct. 17, 2020
10.	434	Jeff Pierce	Notre Dame	Nov. 7, 1981
	434	Pressley Harvin III	Virginia Tech	Nov. 16, 2019
12.	430	David Shanahan	Virginia	Oct. 20, 2022
13.	422	Pressley Harvin III	Clemson	Oct. 28, 2017
14.	420	Ben Arndt	Clemson	Sept. 11, 2004
15.	412	Harper Brown	Notre Dame	Nov. 8, 1975
16.	411	Jeff Pierce	Florida	Sept. 20, 1980
17.	408	Jeff Pierce	Notre Dame	Nov. 8, 1980
18.	406	Chris Morehouse	UCF	Sept. 2, 2000
19.	405	Tommy Chapman	Clemson	Oct. 7, 1967
	405	Jeff Pierce	Navy	Nov. 15, 1980

HIGHEST PUNT AVERAGE (MINIMUM 2 PUNTS)

AVG	PLAYER	OPPONENT	DATE	
1.	65.5	Michael Kelley	Alabama	Sept. 8, 1979
2.	60.0	Durant Brooks	North Carolina	Nov. 17, 2007
3.	55.5	Dan Dyke	Clemson	Sept. 29, 2001
4.	55.0	Rodney Williams	Boston College	Oct. 4, 1997
5.	54.5	Rodney Williams	Duke	Nov. 15, 1997
	54.5	Dan Dyke	Duke	Oct. 16, 1999
7.	52.7	Rodney Williams	NC State	Oct. 11, 1997
	52.7	David Shanahan	Northern Ill.	Sept. 4, 2021
9.	52.5	Sean Poole	Duke	Sept. 14, 2013
10.	52.2	Ryan Rodwell	Virginia	Nov. 19, 2016
11.	52.0	Jason Bender	NC State	Oct. 1, 1994
	52.0	Sean Poole	Middle Tennessee	Sept. 10, 2011
13.	51.8	Rodney Williams	Florida State	Oct. 24, 1998
14.	51.7	Chandler Anderson	Duke	Nov. 14, 2009
	51.7	Ryan Rodwell	Georgia	Nov. 26, 2016
16.	51.5	Pressley Harvin III	Wake Forest	Oct. 21, 2017
17.	51.4	Pressley Harvin III	Duke	Oct. 12, 2019
18.	51.2	Pressley Harvin III	UCF	Sept. 19, 2020
19.	51.0	James Brantley	Auburn	Oct. 19, 1957
	51.0	Joe Delaney	Duke	Nov. 1, 1958
	51.0	Chick Graning	Auburn	Oct. 21, 1961
	51.0	Chandler Anderson	Jacksonville State	Sept. 5, 2009
	51.0	Pressley Harvin III	Boston College	Oct. 24, 2020
	51.0	Pressley Harvin III	Pitt	Dec. 10, 2020

LONGEST PUNTS

YDS	PLAYER	OPPONENT	DATE	
1.	80	Dave Davis	Army	Nov. 8, 1952
	80	Mike Kelley	Alabama	Sept. 8, 1979
3.	78	Ben Arndt	Miami	Nov. 19, 2005
4.	77	Gerald Burch	Clemson	Nov. 8, 1958
	77	Rodney Williams	Virginia	Oct. 5, 1996
	77	Durant Brooks	North Carolina	Nov. 17, 2007
7.	72	Joe Delany	Tennessee	Oct. 11, 1958
8.	71	Chris Morehouse	Georgia	Nov. 24, 2001
	71	David Shanahan	Duke	Oct. 9, 2021
10.	70	Charlie Mason	Florida	Nov. 23, 1957
	70	Tommy Chapman	Miami	Nov. 10, 1967
	70	Tommy Chapman	Notre Dame	Nov. 18, 1967
	70	Pressley Harvin III	UCF	Sept. 19, 2020
14.	69	Joe Delany	SMU	Oct. 25, 1958
	69	Ben Smith	Florida	Oct. 1, 1960
16.	68	Ben Smith	Clemson	Oct. 3, 1959
	68	Jeff Pierce	Tennessee	Oct. 11, 1980

68	Dan Dyke	Florida State	Sept. 9, 2000	
19.	67	Jason Bender	Stanford	Dec. 25, 1991
20.	66	Kenneth Owen	Duke	Nov. 3, 1956
	66	Robert Dover	SMU	Sept. 28, 1957
	66	Harper Brown	Clemson	Sept. 27, 1975
	66	Ted Peeples	South Carolina	Sept. 10, 1977
	66	Durant Brooks	Army	Oct. 20, 2007
	66	Sean Poole	Duke	Sept. 14, 2013

HISTORIC

YDS	PLAYER	OPPONENT	DATE	
1.	85	Buck Flowers	Davidson	Oct. 9, 1920
2.	80	Robert Parham	Georgia	Nov. 13, 1926

FIELD GOALS**MOST FIELD GOALS**

FG	PLAYER	OPPONENT	DATE	
1.	5	Ron Rice	The Citadel	Sept. 18, 1982
2.	4	Cam Bonifay	Navy	Nov. 17, 1973
	4	Scott Sisson	Florida State	Oct. 17, 1992
	4	Luke Manget	Clemson	Sept. 29, 2001
	4	Travis Bell	Notre Dame	Sept. 1, 2007
	4	Scott Blair	Clemson	Dec. 5, 2009
	4	Harrison Butker	Kentucky	Dec. 31, 2016
	4	Wesley Wells	Virginia	Nov. 17, 2018
	4	Gavin Stewart	Pitt	Oct. 1, 2022
10.	3	37 times, most recently: Gavin Stewart	Virginia Tech	Nov. 5, 2022

MOST FIELD GOAL ATTEMPTS

FGA	PLAYER	OPPONENT	DATE	
1.	7	Luke Manget	NC State	Oct. 20, 2001
2.	5	Thomas Wells	Duke	Nov. 1, 1958
	5	Ron Rice	The Citadel	Sept. 18, 1982
	5	Tyler Jarrett	Clemson	Sept. 25, 1993
	5	David Frakes	Wake Forest	Sept. 14, 1996
	5	Brad Chambers	Maryland	Oct. 31, 1998
	5	Travis Bell	Notre Dame	Sept. 1, 2007
8.	4	30 times, most recently: Gavin Stewart	Pitt	Oct. 1, 2022

LONGEST FIELD GOALS

YDS	PLAYER	OPPONENT	DATE	
1.	55	E.O. Wheeler	VMI	Nov. 10, 1973
	55	Ron Rice	The Citadel	Sept. 18, 1982
	55	David Bell	Georgia	Nov. 29, 1986
4.	54	Johnny Duncan	Clemson	Oct. 4, 1969
	54	E.O. Wheeler	Auburn	Oct. 19, 1974
	54	Ron Rice	Duke	Oct. 29, 1983
7.	53	Dave Frakes	Virginia	Oct. 5, 1996
	53	Harrison Butker	Georgia	Nov. 29, 2014
	53	Harrison Butker	Florida State	Oct. 24, 2015
10.	52	E.O. Wheeler	VMI	Nov. 10, 1973
	52	Thomas Palmer	North Carolina	Sept. 19, 1987
	52	Harrison Butker	Duke	Sept. 26, 2015
	52	Harrison Butker	Kentucky	Dec. 31, 2016
14.	51	David Bell	Furman	Sept. 13, 1986
	51	Scott Sisson	Penn State	Aug. 28, 1991
	51	Scott Sisson	Georgia	Nov. 30, 1991
	51	Scott Sisson	Florida State	Oct. 17, 1992
	51	Luke Manget	Virginia	Nov. 10, 2001
	51	Travis Bell	Virginia	Sept. 22, 2007
20.	50	Scott Sisson	Clemson	Sept. 26, 1992
	50	Luke Manget	NC State	Sept. 21, 2000
	50	Luke Manget	NC State	Oct. 20, 2001



LONGEST FIELD GOAL ATTEMPTS

YDS	PLAYER	OPPONENT	DATE
1. 64	Ron Rice	Auburn	Oct. 16, 1982
2. 63	E.O. Whealler	VMU	Nov. 10, 1973
3. 62	Travis Bell	Georgia	Nov. 24, 2007
4. 60	Chris Leone	Virginia	Oct. 15, 1994
5. 59	E.O. Whealler	VMU	Nov. 10, 1973
59	Kyle Belcher	Miami	Oct. 2, 2004
7. 57	Robert Jobson	Rice	Sept. 30, 1972
57	E.O. Whealler	Navy	Nov. 18, 1972
57	Scott Sisson	Duke	Oct. 27, 1990
10. 56	Ron Rice	North Carolina	Oct. 3, 1981
11. 55	E.O. Whealler	Auburn	Oct. 20, 1973
55#	E.O. Whealler	VMU	Nov. 10, 1973
55#	Ron Rice	Citadel	Sept. 18, 1982
55	David Bell	North Carolina	Oct. 4, 1986
55#	David Bell	Georgia	Nov. 29, 1986
55	Harrison Butker	Georgia	Nov. 28, 2015

= Good

KICK RETURNS

MOST KICKOFF RETURNS

KR	PLAYER	OPPONENT	DATE
1. 8	Nathan Cottrell	Virginia	Nov. 4, 2017
2. 7	Drew Hill	Notre Dame	Nov. 5, 1977
7	Richard Hills	Duke	Oct. 31, 1987
7	Dez White	Virginia	Nov. 6, 1999
7	Kenny Scott	Virginia	Nov. 22, 2003
7	Jamal Golden	North Carolina	Nov. 10, 2012
7. 6	Drew Hill	Georgia	Nov. 27, 1975
6	Drew Hill	Duke	Oct. 29, 1977
6	Richard Hills	Clemson	Sept. 26, 1987
6	Howard Edwards	Duke	Oct. 28, 1989
6	Kevin Tisdell	Virginia	Nov. 3, 1990
6	Kevin Tisdell	Penn State	Aug. 28, 1991
6	Dez White	Clemson	Nov. 13, 1999
6	Kelly Campbell	Georgia	Nov. 24, 2001
6	P.J. Daniels	Georgia	Nov. 30, 2002
6	Jamaal Evans	Georgia	Nov. 24, 2007
6	Jamaal Evans	Fresno State	Dec. 31, 2007
6	Orwin Smith	Clemson	Dec. 5, 2009
6	Daniel McKayhan	NC State	Sept. 25, 2010
6	B.J. Bostic	Miami	Nov. 13, 2010
6	B.J. Bostic	Georgia	Nov. 27, 2010
6	Orwin Smith	Miami	Sept. 22, 2012
6	Nathan Cottrell	Miami	Oct. 14, 2017
6	Juaneyeh Thomas	USF	Sept. 8, 2018

MOST KICKOFF RETURN YARDS

YDS	PLAYER	OPPONENT	DATE
1. 230	Jamal Golden	at North Carolina	Nov. 10, 2012
2. 184	Howard Edwards	Duke	Oct. 28, 1989
3. 178	Nathan Cottrell	Virginia	Nov. 4, 2017
4. 174	Jamal Golden	BYU	Oct. 27, 2012
5. 167	Kevin Tisdell	Duke	Oct. 27, 1990
6. 166	Drew Hill	Georgia	Nov. 27, 1975
7. 157	Dez White	Virginia	Nov. 6, 1999
8. 156	Dez White	Maryland	Oct. 31, 1998
9. 154	Kenny Scott	NC State	Oct. 4, 2003
10. 152	Richard Hills	Duke	Oct. 31, 1987
152	Kevin Tisdell	South Carolina	Oct. 19, 1991
12. 151	J.J. Green	Pittsburgh	Oct. 8, 2016
13. 149	Drew Hill	Duke	Oct. 29, 1977
149	Richard Hills	Clemson	Sept. 26, 1987
15. 147	Drew Hill	Notre Dame	Nov. 5, 1977

16. 146	Kenny Scott	Virginia	Nov. 22, 2003
17. 141	Dez White	Duke	Nov. 15, 1997
18. 140	Kevin Tisdell	Clemson	Oct. 13, 1990
140	Jamal Golden	Wofford	Aug. 30, 2014
20. 139	Orwin Smith	Duke	Nov. 14, 2009

HIGHEST KICKOFF RETURN AVERAGE (MINIMUM 2 RETURNS)

AVG	PLAYER	OPPONENT	DATE
1. 59.5	Jamal Golden	Duke	Oct. 11, 2014
2. 58.5	Drew Hill	Georgia	Dec. 2, 1978
3. 57.5	Drew Hill	Auburn	Oct. 21, 1978
4. 55.0	Correy Earls	Samford	Sept. 8, 2007
5. 52.0	Dez White	Maryland	Oct. 31, 1998
6. 51.3	Kenny Scott	NC State	Oct. 4, 2003
7. 48.0	Tobias Oliver	The Citadel	Sept. 14, 2019
8. 46.7	Kevin Tisdell	Clemson	Oct. 13, 1990
9. 46.5	Jahmyr Gibbs	UCF	Sept. 19, 2020
10. 46.3	Orwin Smith	Duke	Nov. 14, 2009
11. 45.0	Howard Edwards	W. Carolina	Nov. 4, 1989
12. 44.7	Cory Collier	Duke	Oct. 29, 1983
13. 41.8	Kevin Tisdell	Duke	Oct. 27, 1990
14. 40.0	P.J. Daniels	Wake Forest	Oct. 5, 2002
40.0	Lynn Griffin	Virginia	Oct. 26, 2013
16. 39.3	Lethon Flowers	North Carolina	Oct. 8, 1994
17. 38.5	Orwin Smith	Middle Tenn.	Sept. 29, 2012
18. 38.3	Charlie Rogers	Navy	Nov. 23, 1996
38.3	Tony Zenon	Maryland	Oct. 8, 2011
20. 38.0	Charlie Rogers	Virginia	Nov. 8, 1997

LONGEST KICKOFF RETURNS

YDS	PLAYER	OPPONENT	DATE
1. 100 (f)	Drew Hill	Georgia	Dec. 2, 1978
100 (f)	Dez White	Maryland	Oct. 31, 1998
100 (f)	Jamal Golden	North Carolina	Nov. 10, 2012
100 (f)	Juaneyeh Thomas	Georgia	Nov. 24, 2018
5. 99 (f)	Gary Lee	NC State	Oct. 11, 1986
6. 98 (f)	Jahmyr Gibbs	Boston College	Nov. 13, 2021
7. 97 (f)	Eddie Lee Ivery	Notre Dame	Nov. 5, 1977
97 (f)	Drew Hill	Auburn	Oct. 21, 1978
97 (f)	Jamal Golden	BYU	Oct. 27, 2012
10. 96 (f)	J.J. Green	Pittsburgh	Oct. 8, 2016
11. 95	Cory Collier	Duke	Oct. 29, 1983
95 (f)	Gary Lee	Georgia	Nov. 30, 1985
95 (f)	Dez White	Duke	Nov. 15, 1997
14. 93 (f)	Billy Williamson	Tennessee	Nov. 5, 1960
93 (f)	Gerry Bussell	Tulane	Oct. 27, 1962
16. 91 (f)	Lester Simerville	Tulane	Oct. 26, 1957
17. 90	Kenny Scott	NC State	Oct. 4, 2003
18. 87	Kevin Tisdell	Clemson	Oct. 13, 1990
19. 85 (f)	Kevin Tisdell	Duke	Oct. 27, 1990
20. 83	Orwin Smith	Duke	Nov. 14, 2009

HISTORIC

YDS	PLAYER	OPPONENT	DATE
1. 102 (f)	Dewey Scarborough	Georgetown	Nov. 15, 1919

ACC GAMES

YDS	PLAYER	OPPONENT	DATE
1. 100 (f)	Dez White	Maryland	Oct. 31, 1998
100 (f)	Jamal Golden	North Carolina	Nov. 10, 2012
3. 99 (f)	Gary Lee	NC State	Oct. 11, 1986
4. 98 (f)	Jahmyr Gibbs	Boston College	Nov. 13, 2021
5. 96 (f)	J.J. Green	Pittsburgh	Oct. 8, 2016
6. 95	Cory Collier	Duke	Oct. 29, 1983
95 (f)	Dez White	Duke	Nov. 15, 1997

PUNT RETURNS**MOST PUNT RETURNS**

PR	PLAYER	OPPONENT	DATE
1.	9	Kelley Rhino	The Citadel
2.	8	Kelley Rhino	Duke
	8	Kelley Rhino	Florida State
	8	Kelley Rhino	Duke
5.	7	Nathan Perryman	Virginia
	7	Charlie Rogers	North Carolina
	7	Marvious Hester	UCF
8.	6	18 times, most recently: Tyler Melton	Gardner-Webb

MOST PUNT RETURN YARDS

YDS	PLAYER	OPPONENT	DATE
1.	149	Gerry Bussell	Auburn
2.	136	Randy Rhino	South Carolina
3.	120	Mike Wysong	Florida State
4.	117	Charlie Rogers	Virginia
5.	111	Kelley Rhino	North Carolina
6.	110	Kelley Rhino	Vanderbilt
7.	106	Willie Clay	North Carolina
8.	101	Michael Smith	Duke
9.	97	Johnny Menger	Auburn
10.	96	Jeff Ford	Clemson
11.	94	James Brown	Vanderbilt
12.	87	Riccardo Ingram	VMI
	87	Jerrard Tarrant	Jacksonville St.
14.	86	Bill Eastman	Navy
	86	James Brown	Navy
16.	85	Jerrard Tarrant	Clemson
17.	84	Jack Westbrook	Tennessee
	84	Jonathan Smith	Virginia
	84	Jamal Golden	Miami
20.	83	Tyler Evans	Samford

HIGHEST PUNT RETURN AVERAGE (MINIMUM 2 RETURNS)

AVG	PLAYER	OPPONENT	DATE
1.	68.0	Randy Rhino	South Carolina
2.	48.5	Johnny Menger	Auburn
3.	42.0	Jamal Golden	Miami
	42.0	Jonathan Smith	Virginia
5.	39.0	James Brown	Vanderbilt
6.	37.5	Jonathan Smith	North Carolina
7.	36.5	Eddie Lee Ivery	The Citadel
	36.5	Charlie Rogers	Wake Forest
9.	33.7	Michael Smith	Duke
10.	33.0	Charlie Rogers	Duke
11.	29.0	Jerrard Tarrant	Jacksonville State
12.	28.7	James Brown	Navy
13.	28.0	Jack Westbrook	Tennessee
	28.0	Jamal Golden	USC
15.	27.8	Kelley Rhino	North Carolina
16.	27.3	Nathan Perryman	Georgia
17.	27.0	Randy Rhino	Boston College
18.	26.5	Marvious Hester	Virginia
19.	26.3	Riccardo Ingram	Wake Forest
20.	25.5	Mike Wysong	Duke

LONGEST PUNT RETURNS

YDS	PLAYER	OPPONENT	DATE
1.	95 (t)	Randy Rhino	South Carolina
2.	87 (t)	Johnny Menger	Auburn
3.	86 (t)	Bill Eastman	Navy
4.	85 (t)	Jerrard Tarrant	Clemson

5.	80 (t)	Jonathan Smith	Virginia
6.	78 (t)	James Brown	Vanderbilt
7.	77 (t)	Sammy Burke	Navy
8.	75 (t)	Jimmy Jordan	Washington & Lee
	75 (t)	Gerry Bussell	Auburn
10.	74 (t)	Frank Nix	Tennessee
11.	73 (t)	Jonathan Smith	North Carolina
12.	72 (t)	Jack Westbrook	Tennessee
	72 (t)	Michael Smith	Duke
	72 (t)	Nathan Perryman	Georgia (thk)
15.	71 (t)	Eddie Lee Ivery	The Citadel
16.	69 (t)	James Brown	Vanderbilt
	69	Charlie Rogers	New Mexico State
18.	68 (t)	Jerrard Tarrant	Jacksonville State
19.	63 (t)	Charlie Rogers	Wake Forest
	63	Willie Clay	Stanford
	63 (t)	Giles Smith	Duke
22.	61 (t)	Willie Clay	North Carolina
23.	59 (t)	James Brown	Auburn
24.	58	James Brown	Duke
25.	56	Nathan Perryman	Georgia
	56	Jamal Golden	Miami
	56	Jamal Golden	USC

HISTORIC

YDS	PLAYER	OPPONENT	DATE
1.	92 (t)	Pat Barron	Pennsylvania
	92 (t)	Everett Strupper	Mercer

ACC GAMES

YDS	PLAYER	OPPONENT	DATE
1.	85 (t)	Jerrard Tarrant	Clemson
2.	80 (t)	Jonathan Smith	Virginia
3.	73 (t)	Jonathan Smith	North Carolina
4.	72 (t)	Michael Smith	Duke
5.	63 (t)	Charlie Rogers	Wake Forest

INTERCEPTIONS**MOST INTERCEPTIONS**

INT	PLAYER	OPPONENT	DATE
1.	3	Howard Ector	Vanderbilt
	3	Bobby Moorhead	Auburn
	3	Bubba Hoats	Georgia
	3	Randy Rhino	Rice
	3	Ken Swilling	Boston College
	3	Brian Wilkins	Florida State
7.	2	59 times, most recently: Charlie Thomas	Kennesaw St.

MOST INTERCEPTION RETURN YARDS

YDS	INT	PLAYER	OPPONENT	DATE
1.	100	1	Jeff Ford	Notre Dame
2.	99	2	Bill Eastman	Tulane
3.	97	1	Jamal Lewis	Samford
4.	95	1	Ken Swilling	NC State
	95	1	Tyler Marcordes	Elon
	95	1	Juanyeh Thomas	Louisville
7.	85	1	Mario Butler	Duke
	85	1	Jamal Golden	Clemson
9.	84	1	Gerry Bussell	Tennessee
	84	1	Willy Clay	Western Carolina
11.	83	1	Mike Williams	Wake Forest
12.	78	2	Rick Lewis	Tulane
13.	75	1	Dave Beavin	Duke
14.	74	1	Quayshawn Nealy	Utah



15.	72	3	Ken Swilling	Boston College	Nov. 25, 1989
16.	71	1	Quayshawn Nealy	NC State	Nov. 8, 2014
17.	70	1	Daryl Smith	Georgia	Nov. 25, 2000
18.	68	1	Derrick Shepard	Boston College	Oct. 4, 1997
19.	67	1	Richard Gookin	LSU	Oct. 13, 1956
	67	2	Gary Faulkner	Clemson	Oct. 7, 1972

7.	13	Joe Bill Faith	Georgia	Nov. 30, 1968
	13	Joe Harris	Tennessee	Oct. 13, 1973
	13	Lucious Sanford	Auburn	Oct. 18, 1975
	13	Duane Wood	Alabama	Sept. 6, 1980
	13	John Porter	Virginia	Nov. 7, 1987
	13	Jerrelle Williams	Virginia	Sept. 16, 1989
	13	Jamal Cox	Arizona	Sept. 1, 1994
14.	12	20 times, most recent: Jemea Thomas	Virginia	Oct. 26, 2013

LONGEST INTERCEPTION RETURNS

	YDS	PLAYER	OPPONENT	DATE
1.	100 (t)	Frank Broyles	Clemson	Sept. 30, 1944
	100 (t)	Jeff Ford	Notre Dame	Nov. 15, 1969
3.	99 (t)	Bill Eastman	Tulane	Oct. 22, 1966
4.	97 (t)	Jamal Lewis	Samford	Sept. 9, 2006
5.	95 (t)	Ken Swilling	NC State	Sept. 9, 1989
	95 (t)	Tyler Marcordes	Elon	Aug. 31, 2013
	95 (t)	Juaneyh Thomas	Louisville	Oct. 5, 2018
8.	85 (t)	Mario Butler	Duke	Nov. 20, 2010
	85 (t)	Jamal Golden	Clemson	Nov. 15, 2014
10.	84 (t)	Gerry Bussell	Tennessee	Nov. 7, 1964
	84	Willie Clay	Western Carolina	Nov. 4, 1989
12.	83 (t)	Mike Williams	Wake Forest	Nov. 17, 1990
13.	75 (t)	Stan Beavers	Duke	Oct. 31, 1970
14.	74 (t)	Quayshawn Nealy	Utah (OT)	Dec. 31, 2011
15.	73 (t)	W.P. McHugh	St. Mary's	Jan. 1, 1947
16.	72 (t)	Ken Swilling	Boston College	Nov. 25, 1989
17.	71	Quayshawn Nealy	NC State	Nov. 8, 2014
18.	70 (t)	Daryl Smith	Georgia	Nov. 25, 2000
19.	68	Derrick Shepard	Boston College	Oct. 4, 1997
20.	67 (t)	Richard Gookin	LSU	Oct. 13, 1956

HISTORIC

	YDS	PLAYER	OPPONENT	DATE
1.	85 (t)	Judy Harlan	Washington & Lee	Oct. 20, 1917
	85 (t)	Wilbur Peterson	North Carolina	Nov. 7, 1931

ACC GAMES

	YDS	PLAYER	OPPONENT	DATE
1.	95 (t)	Ken Swilling	NC State	Sept. 9, 1989
	95 (t)	Juaneyh Thomas	Louisville	Oct. 5, 2018
3.	85 (t)	Mario Butler	Duke	Nov. 20, 2010
	85 (t)	Jamal Golden	Clemson	Nov. 15, 2014
5.	83 (t)	Mike Williams	Wake Forest	Nov. 17, 1990
6.	71	Quayshawn Nealy	NC State	Nov. 8, 2014

MOST TACKLES FOR LOSS

	TFL	PLAYER	OPPONENT	DATE
1.	7.0	Pat Swilling	NC State	Sept. 14, 1985
2.	5.0	Beau Bruce	Michigan State	Sept. 23, 1972
	5.0	Marco Coleman	Maryland	Oct. 6, 1990
4.	4.5	Michael Johnson	Gardner-Webb	Oct. 11, 2008
	4.5	Charlie Thomas	North Carolina	Sept. 25, 2021
6.	4.0	Stephen Bruce	Auburn	Oct. 20, 1973
	4.0	Reggie Wilkes	Navy	Nov. 13, 1976
	4.0	Marvin Dyett	Florida	Oct. 28, 1978
	4.0	David Allen	Air Force	Nov. 10, 1979
	4.0	Robert Jaracz	Duke	Nov. 1, 1980
	4.0	Marco Coleman	Penn State	Aug. 28, 1991
	4.0	Jimmy Clements	Maryland	Sept. 28, 1995
	4.0	Derrick Shepard	Maryland	Nov. 22, 1997
	4.0	Jesse Tarplin	Maryland	Nov. 22, 1997
	4.0	Felipe Claybrooks	Maryland	Oct. 31, 1998
	4.0	Felipe Claybrooks	UCF	Sept. 18, 1999
	4.0	Greg Gathers	Maryland	Sept. 30, 1999
	4.0	Recardo Wimbush	Navy	Sept. 16, 2000
	4.0	Felipe Claybrooks	Clemson	Oct. 28, 2000
	4.0	Greg Gathers	Clemson (OT)	Sept. 29, 2001
	4.0	Nicholas Rogers	Florida State	Dec. 1, 2001
	4.0	Gerris Wilkinson	BYU	Aug. 28, 2003
	4.0	Eric Henderson	Auburn	Sept. 6, 2003
	4.0	Keyaron Fox	Georgia	Nov. 29, 2003
	4.0	Joe Anoai	NC State	Nov. 6, 2004
	4.0	KaMichael Hall	Miami	Nov. 19, 2005
	4.0	Darrell Robertson	Army	Oct. 20, 2007
	4.0	Derrick Morgan	Gardner-Webb	Oct. 11, 2008
	4.0	Derrick Morgan	Clemson	Sept. 10, 2009
	4.0	Adam Gotsis	BYU	Oct. 12, 2013
	4.0	Jeremiah Attaochu	Georgia	Nov. 30, 2013
	4.0	Keion White	North Carolina	Nov. 19, 2022

TACKLES**MOST TOTAL TACKLES**

	TT	PLAYER	OPPONENT	DATE
1.	22	Rob Horton	Alabama	Sept. 12, 1981
	22	Jamal Cox	Arizona	Sept. 1, 1994
3.	21	Ronald Rogers	Clemson	Oct. 28, 1995
4.	20	Rob Horton	Navy	Nov. 14, 1981
	20	Keith Brooking	Clemson	Oct. 28, 1995
6.	19	Joe Harris	Tennessee	Oct. 13, 1973
	19	Duane Wood	Tulane	Oct. 25, 1980
	19	Duane Wood	Navy	Nov. 14, 1981
	19	Eric Thomas	Duke	Oct. 28, 1989
	19	Calvin Tiggler	Clemson	Oct. 13, 1990

MOST SOLO TACKLES

	UT	PLAYER	OPPONENT	DATE
1.	17	Keith Brooking	Clemson	Oct. 19, 1996
2.	15	Rob Horton	Navy	Nov. 14, 1981
	15	Jamal Cox	North Carolina	Oct. 16, 1993
4.	14	Lucius Sanford	Georgia	Nov. 27, 1976
	14	Mackel Harris	California	Sept. 16, 1978
	14	Calvin Tiggler	Clemson	Oct. 13, 1990

MOST SACKS

	SKS	PLAYER	OPPONENT	DATE
1.	5.0	Marco Coleman	Maryland	Oct. 6, 1990
	5.0	Pat Swilling	NC State	Sept. 14, 1985
3.	4.0	Jeremiah Attaochu	Georgia	Nov. 30, 2013
4.	3.0	Marco Coleman	Georgia	Dec. 1, 1990
	3.0	Marco Coleman	Penn State	Aug. 28, 1991
	3.0	Richard Kimsey	NC State	Oct. 3, 1992
	3.0	Coleman Rudolph	Maryland	Oct. 10, 1992
	3.0	Tom Johnson	Maryland	Oct. 9, 1993
	3.0	Jimmy Clements	Maryland	Sept. 28, 1995
	3.0	Derrick Shepard	Maryland	Nov. 22, 1997
	3.0	Jesse Tarplin	NC State	Oct. 10, 1998
	3.0	Eric Henderson	Auburn	Sept. 6, 2003
	3.0	Philip Wheeler	Miami	Oct. 28, 2006
	3.0	Derrick Morgan	Clemson	Sept. 10, 2009
	3.0	Derrick Morgan	Wake Forest	Nov. 7, 2009
	3.0	Jeremiah Attaochu	North Carolina	Sept. 24, 2011
	3.0	Jeremiah Attaochu	Maryland	Nov. 3, 2012
	3.0	Keion White	North Carolina	Nov. 19, 2022
19.	2.5	Seven times, most recent: D'Quan Douse	Virginia Tech	Nov. 5, 2022

FUMBLES

MOST FUMBLES FORCED

FF	PLAYER	OPPONENT	DATE
1. 2	Maxie Baughan	Duke	Oct. 31, 1959
2	Nick Rogers	Navy	Sept. 16, 2000
2	Cory Collins	Navy	Sept. 8, 2001
2	Tony Hargrove	NC State	Oct. 20, 2001
2	James Butler	Wake Forest	Oct. 11, 2003
2	Eric Henderson	Clemson	Oct. 29, 2005
2	Michael Johnson	Wake Forest	Dec. 2, 2006
2	Jerrard Tarrant	Duke	Nov. 20, 2010
2	D.J. White	vs. Mississippi	Dec. 30, 2013
2	P.J. Davis	Pitt	Oct. 25, 2014
2	Anree Saint-Amour	Louisville	Oct. 5, 2018
2	Curtis Ryans	Florida State	Sept. 12, 2020
2	Jordan Domineck	Kennesaw St.	Sept. 11, 2021

MOST FUMBLES RECOVERED

FR	PLAYER	OPPONENT	DATE
1. 2	Rausey Mason	SMU	Sept. 28, 1957
2	Randy Rhino	Tennessee	Oct. 13, 1973
2	Beau Bruce	Auburn	Oct. 20, 1973
2	Gil Kyle	Notre Dame	Nov. 8, 1975
2	Al Richardson	Tulane	Sept. 23, 1978
2	Lynwood Volley	Air Force	Nov. 11, 1978
2	Henry Johnson	Georgia	Dec. 2, 1978
2	Anthony Harrison	Tennessee	Oct. 22, 1983
2	Dante Jones	Tennessee	Oct. 27, 1984
2	Cedric Stallworth	Virginia	Sept. 20, 1986
2	Willis Crockett	VMI	Nov. 5, 1988
2	Gary Brown	Clemson	Sept. 25, 1993
2	Ronald Rogers	Maryland	Oct. 22, 1994
2	Jermaine Miles	UCF	Oct. 26, 1996
2	Daryl Smith	Navy	Sept. 16, 2000
2	Joe Ancoai	Tulsa	Jan. 4, 2004
2	Quayshawn Nealy	Pittsburgh	Oct. 25, 2014
2	Charlie Thomas	Louisville	Oct. 5, 2018

LONGEST FUMBLE RETURNS

YDS	PLAYER	OPPONENT	DATE
1. 93 (t)	Zamari Walton	Notre Dame	Oct. 31, 2020
2. 90 (t)	Kofi Smith	Wake Forest	Nov. 21, 1998
3. 70 (t)	Jordan Domineck	Kennesaw St.	Sept. 11, 2021
4. 60 (t)	Jimmy Clements	Duke	Sept. 26, 1996
5. 54 (t)	Matt Uremovich	Duke	Oct. 3, 1998
6. 43 (t)	Quayshawn Nealy	NC State	Nov. 8, 2014
7. 42 (t)	Roderick Roberts	North Carolina	Sept. 26, 1998
8. 40 (t)	Jerrard Tarrant	Mississippi State	Oct. 3, 2009
40 (t)	Jaylon King	Miami (Fla.)	Nov. 6, 2021
10. 38 (t)	Gary Guyton	Virginia Tech	Sept. 30, 2006
38 (t)	P.J. Davis	Kentucky	Dec. 31, 2016

**RUSHING****100-YARD RUSHING GAMES (BY YARDS)**

YDS	PLAYER	OPPONENT	DATE
356	Eddie Lee Ivery	Air Force	Nov. 11, 1978
307	P.J. Daniels	Tulsa	Jan. 4, 2004
249	TaQuon Marshall	Tennessee (20T)	Sept. 4, 2017
240	P.J. Daniels	North Carolina	Nov. 15, 2003
229	Jimmy Lincoln	Virginia	Sept. 19, 1991
217	Brent Cunningham	Clemson	Oct. 3, 1970
215	Tobias Oliver	Virginia Tech	Oct. 25, 2018
214	Roddy Jones	Georgia	Nov. 29, 2008
207	Jerry Mays	Georgia	Dec. 2, 1989
206	Jerry Mays	Western Carolina	Oct. 12, 1985
206	C.J. Williams	Wake Forest	Nov. 19, 1994
204	Tashard Choice	Miami	Oct. 13, 2007
203	Robert Lavette	Georgia	Nov. 27, 1982
199	Eddie Prokop	Tulsa	Jan. 1, 1944
198	Joe Burns	North Carolina	Nov. 1, 2001
197	Robert Lavette	Navy	Nov. 14, 1981
196	Tashard Choice	Notre Dame	Sept. 1, 2007
196	KirVonte Benson	Pittsburgh	Sept. 23, 2017
195	Anthony Allen	Virginia	Oct. 9, 2010
195	Justin Thomas	Duke	Oct. 29, 2016
190	Brent Cunningham	Duke	Nov. 1, 1969
189	Tony Hollings	BYU	Sept. 21, 2002
189	Jonathan Dwyer	Wake Forest (OT)	Nov. 7, 2009
188	Jerry Mays	NC State	Oct. 11, 1986
186	Jonathan Dwyer	Vanderbilt	Oct. 31, 2009
185	C.J. Williams	Duke	Oct. 7, 1995
184	Marcus Marshall	Alcorn State	Sept. 3, 2015
179	Joe Burns	Maryland	Oct. 31, 1998
176	Tevin Washington	Clemson	Oct. 29, 2011
175	P.J. Daniels	Wake Forest	Oct. 11, 2003
175	TaQuon Marshall	Louisville	Oct. 5, 2018
171	Rodney Lee	Duke	Oct. 29, 1977
171	Synjyn Days	vs. Mississippi State	Dec. 31, 2014
170	Tashard Choice	Duke	Nov. 10, 2007
169	Jerry Mays	North Carolina	Oct. 21, 1989
169	P.J. Daniels	Samford	Sept. 4, 2004
169	Tashard Choice	West Virginia	Jan. 1, 2007
169	Dedrick Mills	Kentucky	Dec. 31, 2016
168	Bobby North	Auburn	Oct. 15, 1949
168	Robert Lavette	North Carolina	Oct. 3, 1981
168	Cory Collier	Wake Forest	Nov. 12, 1983
166	Eddie Lee Ivery	Miami	Oct. 14, 1978
166	William Bell	Duke	Oct. 27, 1990
166	C.J. Williams	Maryland	Sept. 28, 1995
166	Anthony Allen	Georgia	Nov. 27, 2010
165	Anthony Allen	Duke	Nov. 20, 2010
165	Justin Thomas	at Virginia Tech	Sept. 20, 2014
164	Tashard Choice	NC State	Nov. 4, 2006
163	TaQuon Marshall	Wake Forest	Oct. 21, 2017
161	Robert Lavette	Virginia	Oct. 13, 1984
160	Eddie Lee Ivery	Georgia	Dec. 2, 1978
159	Jonathan Dwyer	Duke	Oct. 4, 2008
159	Marcus Marshall	Pittsburgh	Oct. 17, 2015
158	Robert Lavette	Georgia	Nov. 26, 1983
158	Robert Lavette	The Citadel	Sept. 22, 1984
158	Jonathan Dwyer	North Carolina	Sept. 26, 2009
157	Eddie Lee Ivery	South Carolina	Oct. 7, 1978
157	Jerry Mays	North Carolina	Oct. 22, 1988
157	Jonathan Dwyer	North Carolina	Nov. 8, 2008
157	Orwin Smith	Kansas	Sept. 17, 2011
157	Synjyn Days	at NC State	Nov. 8, 2014
157	Hassan Hall	at Pitt	Oct. 1, 2022
156	Ronny Cone	Air Force	Nov. 10, 1979
154	Brent Cunningham	Duke	Oct. 31, 1970
154	C.J. Williams	Arizona	Sept. 7, 1995

YDS	PLAYER	OPPONENT	DATE
153	Tony Hollings	Vanderbilt	Aug. 31, 2002
151	David Sims	VMI	Oct. 11, 1975
151	Jerry Mays	VMI	Nov. 5, 1988
151	C.J. Williams	Furman	Sept. 2, 1995
151	Joshua Nesbitt	Virginia Tech	Sept. 13, 2008
150	Sean Gregory	UCF	Sept. 18, 1999
149	Robert Lavette	Tennessee	Oct. 27, 1984
148	Robert Lavette	The Citadel	Sept. 18, 1982
148	Robert Lavette	Memphis	Sept. 25, 1982
147	C.J. Williams	NC State	Sept. 7, 1996
147	Tony Hollings	Clemson	Sept. 14, 2002
147	Synjyn Days	Virginia	Nov. 1, 2014
146	Tashard Choice	Georgia	Nov. 25, 2006
146	Eddie Lee Ivery	Florida	Oct. 28, 1978
145	Robert Lavette	Tulane	Oct. 9, 1982
145	Joe Burns	Wake Forest	Nov. 17, 2001
145	Tashard Choice	Clemson	Sept. 29, 2007
145	Jonathan Dwyer	Florida State	Nov. 1, 2008
144	Tony Hollings	Connecticut	Sept. 7, 2002
144	Jonathan Dwyer	Georgia	Nov. 29, 2008
143	C.J. Williams	NC State	Nov. 11, 1995
143	Marcus Marshall	Virginia Tech	Nov. 12, 2016
143	TaQuon Marshall	Virginia	Nov. 4, 2017
142	Brent Cunningham	Navy	Nov. 7, 1970
142	Eddie Lee Ivery	South Carolina	Sept. 10, 1977
142	Tashard Choice	North Carolina	Nov. 17, 2007
141	Lenny Snow	Clemson	Oct. 1, 1966
141	Adrian Rucker	Virginia	Oct. 5, 1974
141	Robert Lavette	North Carolina	Oct. 1, 1983
141	Dorsey Levens	Wake Forest	Nov. 13, 1993
141	Jonathan Dwyer	Mississippi State	Sept. 20, 2008
141	Jordan Mason	Miami	Oct. 19, 2019
141	Jordan Mason	NC State	Nov. 21, 2019
140	Joshua Nesbitt	Florida State	Oct. 10, 2009
140	Zach Laskey	Georgia	Nov. 29, 2014
140	TaQuon Marshall	Duke	Nov. 18, 2017
139	Robert Lavette	Tennessee	Oct. 23, 1982
139	Robert Lavette	Wake Forest	Nov. 13, 1982
139	Jerry Mays	South Carolina	Sept. 23, 1989
138	Tashard Choice	Maryland	Oct. 7, 2006
138	Jonathan Dwyer	Samford	Sept. 8, 2007
138	Preston Lyons	Utah (OT)	Dec. 31, 2011
137	Rodney Lee	Tennessee	Oct. 8, 1977
137	Orwin Smith	Virginia	Sept. 15, 2012
137	Justin Thomas	Georgia Southern	Sept. 13, 2014
137	TaQuon Marshall	North Carolina	Sept. 30, 2017
136	Lenny Snow	Texas Tech	Dec. 31, 1965
136	Robert Lavette	Virginia	Nov. 6, 1982
136	Jerry Mays	Maryland	Oct. 7, 1989
136	Ajenavi Eziemeke	North Carolina	Sept. 28, 2002
136	Tevin Washington	Duke	Nov. 19, 2011
136	KirVonte Benson	Wake Forest	Oct. 21, 2017
135	Jerry Mays	Wake Forest	Nov. 18, 1989
135	Tashard Choice	Maryland	Oct. 6, 2007
134	David Sims	North Carolina	Oct. 12, 1974
134	Richard Hills	Indiana State	Oct. 10, 1987
134	Tashard Choice	Georgia	Nov. 24, 2007
133	Dorsey Levens	NC State	Oct. 23, 1993
133	Zach Laskey	Virginia	Oct. 26, 2013
133	Zach Laskey	Miami	Oct. 4, 2014
132	David Sims	Miami	Sept. 20, 1975
132	Dedrick Mills	North Carolina	Nov. 5, 2016
132	Jahmyr Gibbs	Virginia	Oct. 23, 2021
131	Lenny Snow	Virginia	Nov. 5, 1966
131	William Bell	Maryland	Oct. 9, 1993
131	Tevin Washington	Air Force	Dec. 27, 2010
130	Lenny Snow	Clemson	Oct. 2, 1965
130	Rob Healy	Georgia	Nov. 25, 1971

YDS	PLAYER	OPPONENT	DATE	YDS	PLAYER	OPPONENT	DATE
130	Dorsey Levins	Maryland	Oct. 9, 1993	126	Joe Burns	Clemson (OT)	Sept. 29, 2001
130	Reggie Ball	Troy	Sept. 16, 2006	126	Robert Godhigh	Clemson	Nov. 14, 2013
130	Joshua Nesbitt	South Carolina State	Sept. 4, 2010	125	Robert Lavette	NC State	Oct. 8, 1983
130	KirVonte Benson	North Carolina	Sept. 30, 2017	125	Jerry Mays	South Carolina	Oct. 15, 1988
129	Leon Hardeman	SMU	Oct. 4, 1952	125	Charles Wiley	Duke	Nov. 15, 1997
129	Sidney Ford	Navy	Sept. 8, 2001	125	Jonathan Dwyer	Virginia	Oct. 24, 2009
129	KirVonte Benson	Clemson	Oct. 28, 2017	125	Anthony Allen	Virginia Tech	Nov. 4, 2010
128	Bill Teas	LSU	Oct. 9, 1954	124	Bucky Shamburger	Duke	Nov. 1, 1975
128	Robert Lavette	Alabama	Sept. 15, 1984	124	Eddie Lee Ivery	Tulane	Oct. 22, 1977
128	William Bell	Georgia	Dec. 1, 1990	124	KirVonte Benson	Tennessee (2OT)	Sept. 4, 2017
128	Jonathan Dwyer	Miami	Nov. 20, 2008	123	Ray Mendheim	Auburn	Oct. 19, 1963
128	Jeff Sims	North Carolina	Sept. 25, 2021	123	David Sims	Pittsburgh	Sept. 21, 1974
127	Eddie Lee Ivery	Auburn	Oct. 21, 1978	123	Eddie Lee Ivery	Virginia	Oct. 2, 1976
127	William Bell	Nebraska	Jan. 1, 1991	123	Jerry Mays	North Carolina	Oct. 5, 1985
127	Anthony Allen	Clemson	Sept. 10, 2009	123	William Bell	North Carolina	Oct. 20, 1990
127	Marcus Marshall	Virginia	Nov. 19, 2016	123	Joe Burns	North Carolina	Sept. 30, 2000
126	David Sims	South Carolina	Sept. 14, 1974	122	David Sims	Notre Dame	Nov. 6, 1976

THREE 100-YARD RUSHERS, SAME GAME



AT VIRGINIA (Oct. 26, 2013)

	ATT	YDS	AVG	TD
Zach Laskey	16	133	8.3	2
Robert Godhigh	5	111	22.2	1
David Sims	12	107	8.9	2

TWO 100-YARD RUSHERS, SAME GAME

PLAYERS (YARDS)	OPPONENT	DATE
Leon Hardeman (129)	SMU	Oct. 4, 1952
Bill Teas (115)	Alabama	Nov. 15, 1952
Bruce Southall (107)	Navy	Nov. 18, 1972
David Sims (126)	South Carolina	Sept. 14, 1974
Eddie Lee Ivery (124)	Tulane	Oct. 22, 1977
Rodney Lee (171)	Duke	Oct. 29, 1977
Eddie Lee Ivery (112)	Georgia	Nov. 26, 1977
Robert Lavette (139)	Wake Forest	Nov. 13, 1982
Cory Collier (168)	Wake Forest	Nov. 12, 1983
Robert Lavette (109)	Georgia	Dec. 1, 1984
Jimmy Lincoln (114)	Furman	Sept. 11, 1993
William Bell (131)	Maryland	Oct. 9, 1993
Dorsey Levins (133)	NC State	Oct. 23, 1993
Dorsey Levins (106)	Baylor	Nov. 6, 1993
C.J. Williams (185)	Duke	Oct. 7, 1995
Charlie Rogers (112)	Duke	Sept. 26, 1996
Sean Gregory (105)	UCF	Sept. 18, 1999
P.J. Daniels (105)	Vanderbilt	Sept. 27, 2003
Jonathan Dwyer (138)	Samford	Sept. 8, 2007
Roddy Jones (214)	at Georgia	Nov. 29, 2008
Joshua Nesbitt (140)	Florida State	Oct. 10, 2009
Jonathan Dwyer (125)	Virginia	Oct. 24, 2009
Jonathan Dwyer (110)	Clemson	Dec. 5, 2009
Anthony Allen (115)	North Carolina	Sept. 18, 2010
Anthony Allen (195)	Virginia	Oct. 9, 2010
Orwin Smith (157)	Kansas	Sept. 17, 2011
Zach Laskey (116)	Presbyterian	Sept. 8, 2012
Orwin Smith (117)	Clemson	Oct. 6, 2012
Synjyn Days (171)	Mississippi State	Dec. 31, 2014
Marcus Marshall (143)	Virginia Tech	Nov. 12, 2015
TaQuon Marshall (249)	Tennessee (2OT)	Sept. 4, 2017
KirVonte Benson (196)	Pittsburgh	Sept. 23, 2017
TaQuon Marshall (137)	North Carolina	Sept. 30, 2017
TaQuon Marshall (163)	Wake Forest	Oct. 21, 2017
TaQuon Marshall (175)	Louisville	Oct. 5, 2018
James Graham (112)	NC State	Nov. 21, 2019
Jeff Sims (108)	Duke	Nov. 28, 2020

**2023 GEORGIA TECH FOOTBALL INFORMATION GUIDE**

RECORD BOOK

INDIVIDUAL • MILESTONE PERFORMANCES

YDS	PLAYER	OPPONENT	DATE	YDS	PLAYER	OPPONENT	DATE
122	Gary Hardie	Tulane	Oct. 22, 1977	111	Robert Godhigh	Virginia	Oct. 26, 2013
122	Ronny Cone	William & Mary	Sept. 29, 1979	111	David Sims	Alabama A&M	Nov. 23, 2013
122	Malcolm King	Michigan State	Dec. 31, 1985	110	Bill Teas	Georgia	Nov. 29, 1952
122	Joe Burns	Duke	Oct. 6, 2001	110	Floyd Faucette	Clemson	Nov. 8, 1958
122	Rashaun Grant	NC State	Nov. 6, 2004	110	Lenny Snow	Florida	Jan. 2, 1967
122	Joshua Nesbitt	Virginia Tech	Oct. 17, 2009	110	Tashard Choice	Samford	Sept. 8, 2007
122	Tevin Washington	Miami	Nov. 13, 2010	110	Jonathan Dwyer	Duke	Nov. 14, 2009
121	George Vokert	Georgia	Nov. 26, 1955	110	Jonathan Dwyer	Clemson	Dec. 5, 2009
121	Justin Thomas	Mississippi State	Dec. 31, 2014	110	Embyr Peebles	Kansas	Sept. 17, 2011
121	Matthew Jordan	Virginia Tech	Nov. 12, 2016	110	Snylin Days	at Pitt	Oct. 25, 2014
120	Michael Smith	Duke	Nov. 2, 1991	109	Robert Lavette	Georgia	Dec. 1, 1984
120	Joe Burns	Virginia	Nov. 9, 2000	109	Joe Burns	Maryland	Nov. 18, 2000
120	Tevin Washington	Maryland	Oct. 8, 2011	109	P.J. Daniels	Wake Forest	Nov. 5, 2005
120	Tobias Oliver	North Carolina	Nov. 3, 2018	109	P.J. Daniels	Utah	Dec. 29, 2005
119	Sean Gregory	Virginia	Nov. 6, 1999	109	Jonathan Dwyer	Clemson	Oct. 18, 2008
119	P.J. Daniels	Syracuse	Dec. 21, 2004	109	Joshua Nesbitt	Virginia	Oct. 9, 2010
119	Tashard Choice	North Carolina	Nov. 11, 2006	108	Leon Hardman	Duke	Nov. 1, 1952
119	Rashaun Grant	Army	Oct. 20, 2007	108	Danny Myers	South Carolina	Sept. 14, 1974
119	Justin Thomas	Duke	Oct. 11, 2014	108	C.J. Williams	North Carolina	Oct. 14, 1995
118	Cory Collier	Virginia	Nov. 3, 1983	108	P.J. Daniels	Duke	Nov. 8, 2003
118	Tashard Choice	Duke	Nov. 18, 2006	108	Jonathan Dwyer	Boston College	Sept. 6, 2008
117	Bill Teas	SMU	Oct. 4, 1952	108	Jeff Sims	Duke	Nov. 28, 2020
117	C.J. Williams	Clemson	Nov. 12, 1994	107	Jimmy Thompson	Duke	Oct. 30, 1954
117	Orwin Smith	Clemson	Oct. 6, 2012	107	Bruce Southall	Navy	Nov. 18, 1972
116	Jerry Mays	Virginia	Sept. 17, 1988	107	Eddie Lee Ivery	Tennessee	Oct. 9, 1976
116	Zach Laskey	Presbyterian	Sept. 8, 2012	107	Nathaniel Kelsey	Virginia	Sept. 20, 1986
115	Bill Teas	Alabama	Nov. 15, 1952	107	Tashard Choice	Duke	Oct. 15, 2005
115	Glenn Turner	Alabama	Nov. 15, 1952	107	Tashard Choice	Miami	Oct. 28, 2006
115	Glenn Turner	Georgia	Nov. 29, 1952	107	David Sims	Virginia	Oct. 26, 2013
115	Billy Williamson	Georgia	Dec. 2, 1961	107	TaQuon Marshall	Virginia	Nov. 17, 2018
115	Anthony Allen	North Carolina	Sept. 18, 2010	106	Jerry Mays	Duke	Oct. 28, 1989
115	Tevin Washington	Virginia	Oct. 15, 2011	106	Dorsey Levens	Baylor	Nov. 6, 1993
115	Tobias Oliver	Bowling Green	Sept. 29, 2018	106	Joshua Nesbitt	Middle Tennessee	Oct. 16, 2010
114	Leon Hardeman	Tulane	Oct. 11, 1952	106	Jordan Mason	Duke	Oct. 12, 2019
114	Bill Teas	Florida	Sept. 25, 1954	105	Brent Cunningham	Duke	Oct. 31, 1970
114	Greg Horne	Duke	Oct. 30, 1971	105	P.J. Daniels	Vanderbilt (OT)	Sept. 27, 2003
114	Robert Lavette	Duke	Nov. 3, 1984	105	Tashard Choice	Virginia Tech	Sept. 30, 2006
114	Cory Collier	Wake Forest	Nov. 16, 1985	105	Jahmyr Gibbs	Syracuse	Sept. 26, 2020
114	Jimy Lincoln	Furman	Sept. 11, 1993	105	Jordan Mason	Duke	Nov. 28, 2020
114	Joe Burns	NC State	Oct. 20, 2001	104	Glenn Turner	Florida	Sept. 26, 1953
114	P.J. Daniels	Duke	Oct. 16, 2004	104	Greg Horne	Navy	Nov. 18, 1972
114	P.J. Daniels	Connecticut	Sept. 17, 2005	104	Danny Myers	Tulane	Oct. 25, 1975
113	Bill Teas	Auburn	Oct. 19, 1953	104	Edmund Fortier	Wake Forest	Nov. 13, 1982
113	Lenny Snow	Texas A&M	Sept. 17, 1966	104	Malcolm King	Georgia	Dec. 1, 1984
113	David Sims	Georgia	Nov. 30, 1974	104	William Bell	Baylor	Nov. 6, 1993
113	Jerry Mays	Virginia	Sept. 16, 1989	104	Joshua Nesbitt	North Carolina	Sept. 18, 2010
113	Sean Gregory	NC State	Oct. 30, 1999	104	Tevin Washington	Clemson	Oct. 6, 2012
113	Joe Burns	Syracuse	Aug. 26, 2001	104	Justin Thomas	vs. Florida State	Dec. 6, 2014
113	P.J. Daniels	Florida State	Sept. 13, 2003	103	Tony Head	Auburn	Oct. 18, 1975
113	TaQuon Marshall	South Florida	Sept. 8, 2018	103	Donnie Davis	Duke	Oct. 7, 1995
113	Jahmyr Gibbs	Virginia Tech	Oct. 30, 2021	103	C.J. Williams	Duke	Sept. 26, 1996
112	Bruce Southall	Boston College	Nov. 11, 1972	103	Reggie Ball	Vanderbilt (OT)	Sept. 27, 2003
112	David Sims	Clemson	Sept. 27, 1975	103	P.J. Daniels	Clemson	Sept. 11, 2004
112	Rodney Lee	Auburn	Oct. 15, 1977	103	P.J. Daniels	North Carolina	Sept. 10, 2005
112	Eddie Lee Ivery	Georgia	Nov. 26, 1977	103	Anthony Allen	Virginia	Oct. 24, 2009
112	Dorsey Levens	Furman	Sept. 11, 1993	103	Joshua Nesbitt	Clemson	Dec. 5, 2009
112	Charlie Rogers	Duke	Sept. 26, 1996	103	Tobias Oliver	Louisville	Oct. 5, 2018
112	Jonathan Dwyer	Jacksonville State	Aug. 28, 2008	103	Dontae Smith	Western Carolina	Sept. 10, 2022
112	Vad Lee	at North Carolina	Nov. 10, 2012	102	Jonathan Dwyer	Florida State	Oct. 10, 2009
112	TaQuon Marshall	Pittsburgh	Sept. 23, 2017	102	Eddie Lee Ivery	Notre Dame	Nov. 18, 1978
112	James Graham	NC State	Nov. 21, 2019	102	Eddie Lee Ivery	Duke	Oct. 29, 1977
111	Eddie Lee Ivery	Duke	Sept. 9, 1978	102	Leon Hardeman	Vanderbilt	Oct. 25, 1952
111	Ronny Cone	Wake Forest	Nov. 12, 1983	101	Gary Hardie	Georgia	Nov. 26, 1977
111	Jerry Mays	North Carolina	Oct. 4, 1986	101	John Dewberry	Clemson	Sept. 24, 1983
111	William Bell	NC State	Oct. 23, 1993	101	Jimy Lincoln	Wake Forest	Nov. 16, 1991
111	Charles Wiley	Wake Forest	Sept. 14, 1996	101	Sean Gregory	Clemson	Nov. 13, 1999
111	Sidney Ford	Wake Forest	Oct. 14, 2000	101	Vad Lee	Presbyterian	Sept. 8, 2012
111	P.J. Daniels	Auburn	Sept. 3, 2005	101	Zach Laskey	Boston College	Oct. 20, 2012

YDS	PLAYER	OPPONENT	DATE	YDS	PLAYER	OPPONENT	DATE
100	Joe Hamilton	UCF	Sept. 18, 1999	111	Eddie Lee Ivery	Duke	Sept. 9, 1978
100	Joe Burns	NC State (OT)	Sept. 21, 2000	157	Eddie Lee Ivery	South Carolina	Oct. 7, 1978
100	P.J. Daniels	Clemson	Oct. 29, 2005	166	Eddie Lee Ivery	Miami	Oct. 14, 1978
100	Tashard Choice	Wake Forest	Dec. 2, 2006	127	Eddie Lee Ivery	Auburn	Oct. 21, 1978
100	Robert Godhigh	North Carolina	Sept. 21, 2013	146	Eddie Lee Ivery	Florida	Oct. 28, 1978
100	David Sims	Georgia (OT)	Nov. 30, 2013	356	Eddie Lee Ivery	Air Force	Nov. 11, 1978
				102	Eddie Lee Ivery	Notre Dame	Nov. 18, 1978
				160	Eddie Lee Ivery	Georgia	Dec. 2, 1978
				122	Ronny Cone	William & Mary	Sept. 29, 1979
				156	Ronny Cone	Air Force	Nov. 10, 1979
				168	Robert Lavette	North Carolina	Oct. 3, 1981
				197	Robert Lavette	Navy	Nov. 14, 1981
				148	Robert Lavette	The Citadel	Sept. 18, 1982
				148	Robert Lavette	Memphis	Sept. 25, 1982
				145	Robert Lavette	Tulane	Oct. 9, 1982
				139	Robert Lavette	Tennessee	Oct. 23, 1982
				136	Robert Lavette	Virginia	Nov. 6, 1982
				139	Robert Lavette	Wake Forest	Nov. 13, 1982
				104	Edmund Fortier	Wake Forest	Nov. 13, 1982
				203	Robert Lavette	Georgia	Nov. 27, 1982
				101	John Dewberry	Clemson	Sept. 24, 1983
				141	Robert Lavette	North Carolina	Oct. 1, 1983
				125	Robert Lavette	NC State	Oct. 8, 1983
				118	Cory Collier	Virginia	Nov. 3, 1983
				168	Cory Collier	Wake Forest	Nov. 12, 1983
				111	Ronny Cone	Wake Forest	Nov. 12, 1983
				158	Robert Lavette	Georgia	Nov. 26, 1983
				128	Robert Lavette	Alabama	Sept. 15, 1984
				158	Robert Lavette	The Citadel	Sept. 22, 1984
				161	Robert Lavette	Virginia	Oct. 13, 1984
				149	Robert Lavette	Tennessee	Oct. 27, 1984
				114	Robert Lavette	Duke	Nov. 3, 1984
				109	Robert Lavette	Georgia	Dec. 1, 1984
				104	Malcolm King	Georgia	Dec. 1, 1984
				123	Jerry Mays	North Carolina	Oct. 5, 1985
				206	Jerry Mays	Western Carolina	Oct. 12, 1985
				114	Cory Collier	Wake Forest	Nov. 16, 1985
				122	Malcolm King	vs. Michigan State	Dec. 31, 1985
				107	Nathaniel Kelsey	Virginia	Sept. 20, 1986
				111	Jerry Mays	North Carolina	Oct. 4, 1986
				188	Jerry Mays	NC State	Oct. 11, 1986
				134	Richard Hills	Indiana State	Oct. 10, 1987
				116	Jerry Mays	Virginia	Sept. 17, 1988
				125	Jerry Mays	South Carolina	Oct. 15, 1988
				157	Jerry Mays	North Carolina	Oct. 22, 1988
				151	Jerry Mays	VMU	Nov. 5, 1988
				113	Jerry Mays	Virginia	Sept. 16, 1989
				139	Jerry Mays	South Carolina	Sept. 23, 1989
				136	Jerry Mays	Maryland	Oct. 7, 1989
				169	Jerry Mays	North Carolina	Oct. 21, 1989
				106	Jerry Mays	Duke	Oct. 28, 1989
				135	Jerry Mays	Wake Forest	Nov. 18, 1989
				207	Jerry Mays	Georgia	Dec. 2, 1989
				123	William Bell	North Carolina	Oct. 20, 1990
				166	William Bell	Duke	Oct. 27, 1990
				128	William Bell	Georgia	Dec. 1, 1990
				127	William Bell	Nebraska	Jan. 1, 1991
				120	Michael Smith	Duke	Nov. 2, 1991
				101	Jimmy Lincoln	Wake Forest	Nov. 16, 1991
				229	Jimmy Lincoln	Virginia	Sept. 19, 1991
				114	Jimmy Lincoln	Furman	Sept. 11, 1993
				112	Dorsey Levens	Furman	Sept. 11, 1993
				131	William Bell	Maryland	Oct. 9, 1993
				130	Dorsey Levens	Maryland	Oct. 9, 1993
				133	Dorsey Levens	NC State	Oct. 23, 1993
				111	William Bell	NC State	Oct. 23, 1993
				106	Dorsey Levens	Baylor	Nov. 6, 1993
				104	William Bell	Baylor	Nov. 6, 1993

100-YARD RUSHING GAMES (BY DATE)

YDS	PLAYER	OPPONENT	DATE
-----	--------	----------	------

199	Eddie Prokop	vs. Tulsa	Jan. 1, 1944
168	Bobby North	Auburn	Oct. 15, 1949
129	Leon Hardeman	SMU	Oct. 4, 1952
117	Bill Teas	SMU	Oct. 4, 1952
114	Leon Hardeman	Tulane	Oct. 11, 1952
102	Leon Hardeman	Vanderbilt	Oct. 25, 1952
108	Leon Hardman	Duke	Nov. 1, 1952
115	Bill Teas	Alabama	Nov. 15, 1952
115	Glenn Turner	Alabama	Nov. 15, 1952
115	Glenn Turner	Georgia	Nov. 29, 1952
110	Bill Teas	Georgia	Nov. 29, 1952
104	Glenn Turner	Florida	Sept. 26, 1953
113	Bill Teas	Auburn	Oct. 19, 1953
114	Bill Teas	Florida	Sept. 25, 1954
128	Bill Teas	LSU	Oct. 9, 1954
107	Jimmy Thompson	Duke	Oct. 30, 1954
121	George Vokert	Georgia	Nov. 26, 1955
110	Floyd Faucette	Clemson	Nov. 8, 1958
115	Billy Williamson	Georgia	Dec. 2, 1961
123	Ray Mendheim	Auburn	Oct. 19, 1963
130	Lenny Snow	Clemson	Oct. 2, 1965
136	Lenny Snow	vs. Texas Tech	Dec. 31, 1965
113	Lenny Snow	Texas A&M	Sept. 17, 1966
141	Lenny Snow	Clemson	Oct. 1, 1966
131	Lenny Snow	Virginia	Nov. 5, 1966
110	Lenny Snow	Florida	Jan. 2, 1967
190	Brent Cunningham	Duke	Nov. 1, 1969
217	Brent Cunningham	Clemson	Oct. 3, 1970
154	Brent Cunningham	Duke	Oct. 31, 1970
142	Brent Cunningham	Navy	Nov. 7, 1970
114	Greg Home	Duke	Oct. 30, 1971
130	Rob Healy	Georgia	Nov. 25, 1971
112	Bruce Southall	Boston College	Nov. 11, 1972
107	Bruce Southall	Navy	Nov. 18, 1972
104	Greg Home	Navy	Nov. 18, 1972
126	David Sims	South Carolina	Sept. 14, 1974
108	Danny Myers	South Carolina	Sept. 14, 1974
123	David Sims	Pittsburgh	Sept. 21, 1974
141	Adrian Rucker	Virginia	Oct. 5, 1974
134	David Sims	North Carolina	Oct. 12, 1974
113	David Sims	Georgia	Nov. 30, 1974
132	David Sims	Miami	Sept. 20, 1975
112	David Sims	Clemson	Sept. 27, 1975
151	David Sims	VMU	Oct. 11, 1975
103	Tony Head	Auburn	Oct. 18, 1975
104	Danny Myers	Tulane	Oct. 25, 1975
124	Bucky Shamburger	Duke	Nov. 1, 1975
123	Eddie Lee Ivery	Virginia	Oct. 2, 1976
107	Eddie Lee Ivery	Tennessee	Oct. 9, 1976
122	David Sims	Notre Dame	Nov. 6, 1976
142	Eddie Lee Ivery	South Carolina	Sept. 10, 1977
137	Rodney Lee	Tennessee	Oct. 8, 1977
112	Rodney Lee	Auburn	Oct. 15, 1977
124	Eddie Lee Ivery	Tulane	Oct. 22, 1977
122	Gary Hardie	Tulane	Oct. 22, 1977
171	Rodney Lee	Duke	Oct. 29, 1977
102	Eddie Lee Ivery	Duke	Oct. 29, 1977
112	Eddie Lee Ivery	Georgia	Nov. 26, 1977
101	Gary Hardie	Georgia	Nov. 26, 1977



YDS	PLAYER	OPPONENT	DATE	YDS	PLAYER	OPPONENT	DATE
141	Dorsey Levens	Wake Forest	Nov. 13, 1993	138	Jonathan Dwyer	Samford	Sept. 8, 2007
117	C.J. Williams	Clemson	Nov. 12, 1994	110	Tashard Choice	Samford	Sept. 8, 2007
206	C.J. Williams	Wake Forest	Nov. 19, 1994	145	Tashard Choice	Clemson	Sept. 29, 2007
151	C.J. Williams	Furman	Sept. 2, 1995	135	Tashard Choice	Maryland	Oct. 6, 2007
154	C.J. Williams	Arizona	Sept. 7, 1995	204	Tashard Choice	Miami	Oct. 13, 2007
166	C.J. Williams	Maryland	Sept. 28, 1995	119	Rashaun Grant	Army	Oct. 20, 2007
185	C.J. Williams	Duke	Oct. 7, 1995	170	Tashard Choice	Duke	Nov. 10, 2007
103	Donnie Davis	Duke	Oct. 7, 1995	142	Tashard Choice	North Carolina	Nov. 17, 2007
108	C.J. Williams	North Carolina	Oct. 14, 1995	134	Tashard Choice	Georgia	Nov. 24, 2007
143	C.J. Williams	NC State	Nov. 11, 1995	112	Jonathan Dwyer	Jacksonville State	Aug. 28, 2008
147	C.J. Williams	NC State	Sept. 7, 1996	108	Jonathan Dwyer	Boston College	Sept. 6, 2008
111	Charles Wiley	Wake Forest	Sept. 14, 1996	151	Joshua Nesbitt	Virginia Tech	Sept. 13, 2008
112	Charlie Rogers	Duke	Sept. 26, 1996	141	Jonathan Dwyer	Mississippi State	Sept. 20, 2008
103	C.J. Williams	Duke	Sept. 26, 1996	159	Jonathan Dwyer	Duke	Oct. 4, 2008
125	Charles Wiley	Duke	Nov. 15, 1997	109	Jonathan Dwyer	Clemson	Oct. 18, 2008
179	Joe Burns	Maryland	Oct. 31, 1998	145	Jonathan Dwyer	Florida State	Nov. 1, 2008
150	Sean Gregory	UCF	Sept. 18, 1999	157	Jonathan Dwyer	North Carolina	Nov. 8, 2008
100	Joe Hamilton	UCF	Sept. 18, 1999	128	Jonathan Dwyer	Miami	Nov. 20, 2008
113	Sean Gregory	NC State	Oct. 30, 1999	214	Roddy Jones	Georgia	Nov. 29, 2008
119	Sean Gregory	Virginia	Nov. 6, 1999	144	Jonathan Dwyer	Georgia	Nov. 29, 2008
101	Sean Gregory	Clemson	Nov. 13, 1999	127	Anthony Allen	Clemson	Sept. 10, 2009
100	Joe Burns	NC State (OT)	Sept. 21, 2000	158	Jonathan Dwyer	North Carolina	Sept. 26, 2009
123	Joe Burns	North Carolina	Sept. 30, 2000	140	Joshua Nesbitt	Florida State	Oct. 10, 2009
111	Sidney Ford	Wake Forest	Oct. 14, 2000	102	Jonathan Dwyer	Florida State	Oct. 10, 2009
120	Joe Burns	Virginia	Nov. 9, 2000	122	Joshua Nesbitt	Virginia Tech	Oct. 17, 2009
109	Joe Burns	Maryland	Nov. 18, 2000	125	Jonathan Dwyer	Virginia	Oct. 24, 2009
113	Joe Burns	Syracuse	Aug. 26, 2001	103	Anthony Allen	Virginia	Oct. 24, 2009
129	Sidney Ford	Navy	Sept. 8, 2001	186	Jonathan Dwyer	Vanderbilt	Oct. 31, 2009
126	Joe Burns	Clemson (OT)	Sept. 29, 2001	189	Jonathan Dwyer	Wake Forest (OT)	Nov. 7, 2009
122	Joe Burns	Duke	Oct. 6, 2001	110	Jonathan Dwyer	Duke	Nov. 14, 2009
114	Joe Burns	NC State	Oct. 20, 2001	103	Joshua Nesbitt	Clemson	Dec. 5, 2009
198	Joe Burns	North Carolina	Nov. 1, 2001	110	Jonathan Dwyer	Clemson	Dec. 5, 2009
145	Joe Burns	Wake Forest	Nov. 17, 2001	130	Joshua Nesbitt	South Carolina State	Sept. 4, 2010
153	Tony Hollings	Vanderbilt	Aug. 31, 2002	115	Anthony Allen	North Carolina	Sept. 18, 2010
144	Tony Hollings	Connecticut	Sept. 7, 2002	104	Joshua Nesbitt	North Carolina	Sept. 18, 2010
147	Tony Hollings	Clemson	Sept. 14, 2002	195	Anthony Allen	Virginia	Oct. 9, 2010
189	Tony Hollings	BYU	Sept. 21, 2002	109	Joshua Nesbitt	Virginia	Oct. 9, 2010
136	Ajenayi Eziemefe	North Carolina	Sept. 28, 2002	106	Joshua Nesbitt	Middle Tennessee	Oct. 16, 2010
113	P.J. Daniels	Florida State	Sept. 13, 2003	125	Anthony Allen	Virginia Tech	Nov. 4, 2010
105	P.J. Daniels	Vanderbilt (OT)	Sept. 27, 2003	122	Tevin Washington	Miami	Nov. 13, 2010
103	Reggie Ball	Vanderbilt (OT)	Sept. 27, 2003	165	Anthony Allen	Duke	Nov. 20, 2010
175	P.J. Daniels	Wake Forest	Oct. 11, 2003	166	Anthony Allen	Georgia	Nov. 27, 2010
108	P.J. Daniels	Duke	Nov. 8, 2003	131	Tevin Washington	vs. Air Force	Dec. 27, 2010
240	P.J. Daniels	North Carolina	Nov. 15, 2003	157	Orwin Smith	Kansas	Sept. 17, 2011
307	P.J. Daniels	Tulsa	Jan. 4, 2004	110	Embry Peeples	Kansas	Sept. 17, 2011
169	P.J. Daniels	Samford	Sept. 4, 2004	120	Tevin Washington	Maryland	Oct. 8, 2011
103	P.J. Daniels	Clemson	Sept. 11, 2004	115	Tevin Washington	Virginia	Oct. 15, 2011
114	P.J. Daniels	Duke	Oct. 16, 2004	176	Tevin Washington	Clemson	Oct. 29, 2011
122	Rashaun Grant	NC State	Nov. 6, 2004	136	Tevin Washington	Duke	Nov. 19, 2011
119	P.J. Daniels	Syracuse	Dec. 21, 2004	138	Preston Lyons	Utah (OT)	Dec. 31, 2011
111	P.J. Daniels	Auburn	Sept. 3, 2005	116	Zach Laskey	Presbyterian	Sept. 8, 2012
103	P.J. Daniels	North Carolina	Sept. 10, 2005	101	Vad Lee	Presbyterian	Sept. 8, 2012
114	P.J. Daniels	Connecticut	Sept. 17, 2005	137	Orwin Smith	Virginia	Sept. 15, 2012
107	Tashard Choice	Duke	Oct. 15, 2005	117	Orwin Smith	Clemson	Oct. 6, 2012
100	P.J. Daniels	Clemson	Oct. 29, 2005	104	Tevin Washington	Clemson	Oct. 6, 2012
109	P.J. Daniels	Wake Forest	Nov. 5, 2005	101	Zach Laskey	Boston College	Oct. 20, 2012
109	P.J. Daniels	Utah	Dec. 29, 2005	112	Vad Lee	at North Carolina	Nov. 10, 2012
130	Reggie Ball	Troy	Sept. 16, 2006	100	Robert Godhigh	North Carolina	Sept. 21, 2013
105	Tashard Choice	Virginia Tech	Sept. 30, 2006	133	Zach Laskey	Virginia	Oct. 26, 2013
138	Tashard Choice	Maryland	Oct. 7, 2006	111	Robert Godhigh	Virginia	Oct. 26, 2013
107	Tashard Choice	Miami	Oct. 28, 2006	107	David Sims	Virginia	Oct. 26, 2013
164	Tashard Choice	NC State	Nov. 4, 2006	126	Robert Godhigh	Clemson	Nov. 14, 2013
119	Tashard Choice	North Carolina	Nov. 11, 2006	111	David Sims	Alabama A&M	Nov. 23, 2013
118	Tashard Choice	Duke	Nov. 18, 2006	100	David Sims	Georgia (OT)	Nov. 30, 2013
146	Tashard Choice	Georgia	Nov. 25, 2006	137	Justin Thomas	Georgia Southern	Sept. 13, 2014
100	Tashard Choice	vs. Wake Forest	Dec. 2, 2006	165	Justin Thomas	at Virginia Tech	Sept. 20, 2014
169	Tashard Choice	vs. West Virginia	Jan. 1, 2007	133	Zach Laskey	Miami	Oct. 4, 2014
196	Tashard Choice	Notre Dame	Sept. 1, 2007	119	Justin Thomas	Duke	Oct. 11, 2014

YDS	PLAYER	OPPONENT	DATE
110	Synjyn Days	at Pitt	Oct. 25, 2014
147	Synjyn Days	Virginia	Nov. 1, 2014
157	Synjyn Days	at NC State	Nov. 8, 2014
140	Zach Laskey	at Georgia	Nov. 29, 2014
104	Justin Thomas	vs. Florida State	Dec. 6, 2014
171	Synjyn Days	vs. Mississippi State	Dec. 31, 2014
121	Justin Thomas	vs. Mississippi State	Dec. 31, 2014
184	Marcus Marshall	Alcorn State	Sept. 3, 2015
159	Marcus Marshall	Pittsburgh	Oct. 17, 2015
195	Justin Thomas	Duke	Oct. 29, 2016
132	Dedrick Mills	North Carolina	Nov. 5, 2016
143	Marcus Marshall	Virginia Tech	Nov. 12, 2016
121	Matthew Jordan	Virginia Tech	Nov. 12, 2016
127	Marcus Marshall	Virginia Tech	Nov. 19, 2016
169	Dedrick Mills	Kentucky	Dec. 31, 2016
249	TaQuon Marshall	Tennessee (20T)	Sept. 4, 2017
124	KirVonte Benson	Tennessee (20T)	Sept. 4, 2017
196	KirVonte Benson	Pittsburgh	Sept. 23, 2017
112	TaQuon Marshall	Pittsburgh	Sept. 23, 2017
137	TaQuon Marshall	North Carolina	Sept. 30, 2017
137	KirVonte Benson	North Carolina	Sept. 30, 2017
163	TaQuon Marshall	Wake Forest	Oct. 21, 2017
136	KirVonte Benson	Wake Forest	Oct. 21, 2017
129	KirVonte Benson	Clemson	Oct. 28, 2017
143	TaQuon Marshall	Virginia	Nov. 4, 2017
140	TaQuon Marshall	Duke	Nov. 18, 2017
113	TaQuon Marshall	South Florida	Sept. 8, 2018
103	TaQuon Marshall	Pitt	Sept. 15, 2018
115	Tobias Oliver	Bowling Green	Sept. 29, 2018
175	TaQuon Marshall	Louisville	Oct. 5, 2018
215	Tobias Oliver	Virginia Tech	Oct. 25, 2018
120	Tobias Oliver	North Carolina	Nov. 3, 2018
107	TaQuon Marshall	Virginia	Nov. 17, 2018
106	Jordan Mason	Duke	Oct. 12, 2019
141	Jordan Mason	Miami	Oct. 19, 2019
141	Jordan Mason	NC State	Nov. 21, 2019
112	James Graham	NC State	Nov. 21, 2019
105	Jahmyr Gibbs	Syracuse	Sept. 26, 2020
108	Jeff Sims	Duke	Nov. 28, 2020
105	Jordan Mason	Duke	Nov. 28, 2020
128	Jeff Sims	North Carolina	Sept. 25, 2021

YDS	PLAYER	OPPONENT	DATE
132	Jahmyr Gibbs	Virginia	Oct. 23, 2021
113	Jahmyr Gibbs	Virginia Tech	Oct. 30, 2021
103	Dontae Smith	Western Carolina	Sept. 10, 2022
157	Hassan Hall	at Pitt	Oct. 1, 2022

PASSING

300-YARD PASSING GAMES (BY YARDS)

YDS	PLAYER	OPPONENT	DATE
486	George Godsey	Virginia	Nov. 10, 2001
454	George Godsey	Clemson	Oct. 28, 2000
416	Darrell Gast	Duke	Oct. 31, 1987
387	Joe Hamilton	Florida State	Sept. 11, 1999
387	Joe Hamilton	Maryland	Sept. 30, 1999
371	Eddie McAshan	Rice	Sept. 30, 1972
361	Mike Kelley	Navy	Nov. 17, 1979
359	Jeff Sims	Pittsburgh	Oct. 2, 2021
354	George Godsey	Maryland	Nov. 18, 2000
341	Joe Hamilton	Georgia (OT)	Nov. 27, 1999
337	Joe Hamilton	Virginia	Nov. 8, 1997
333	Mike Kelley	Georgia	Nov. 29, 1980
333	George Godsey	Wake Forest	Oct. 14, 2000
326	Taylor Bennett	West Virginia	Jan. 1, 2007
324	Joe Hamilton	Duke	Oct. 16, 1999
323	George Godsey	Virginia	Nov. 9, 2000
322	Joe Hamilton	Clemson	Nov. 13, 1999
320	George Godsey	Maryland (OT)	Oct. 11, 2001
320	Reggie Ball	North Carolina	Sept. 10, 2005
319	Kim King	Virginia	Nov. 13, 1965
317	Rick Strom	The Citadel	Sept. 12, 1987
314	Jeff Sims	Central Fla.	Sept. 24, 2022
313	Tommy Luginbill	North Carolina	Oct. 8, 1994
310	Tommy Luginbill	Virginia	Oct. 15, 1994
309	Taylor Bennett	Maryland	Oct. 6, 2007
305	Shawn Jones	Georgia	Nov. 28, 1992
303	Joe Hamilton	North Carolina	Sept. 26, 1998
300	Jeff Sims	Virginia	Oct. 23, 2021

300-YARD PASSING GAMES (BY DATE)

YDS	PLAYER	OPPONENT	DATE
319	Kim King	Virginia	Nov. 13, 1965
371	Eddie McAshan	Rice	Sept. 30, 1972
361	Mike Kelley	Navy	Nov. 17, 1979
333	Mike Kelley	Georgia	Nov. 29, 1980
317	Rick Strom	The Citadel	Sept. 12, 1987
416	Darrell Gast	Duke	Oct. 31, 1987
305	Shawn Jones	Georgia	Nov. 28, 1992
313	Tommy Luginbill	North Carolina	Oct. 8, 1994
310	Tommy Luginbill	Virginia	Oct. 15, 1994
337	Joe Hamilton	Virginia	Nov. 8, 1997
303	Joe Hamilton	North Carolina	Sept. 26, 1998
387	Joe Hamilton	Florida State	Sept. 11, 1999
387	Joe Hamilton	Maryland	Sept. 30, 1999
324	Joe Hamilton	Duke	Oct. 16, 1999
322	Joe Hamilton	Clemson	Nov. 13, 1999
341	Joe Hamilton	Georgia (OT)	Nov. 27, 1999
333	George Godsey	Wake Forest	Oct. 14, 2000
454	George Godsey	Clemson	Oct. 28, 2000
323	George Godsey	Virginia	Nov. 9, 2000
354	George Godsey	Maryland	Nov. 18, 2000
320	George Godsey	Maryland (OT)	Oct. 11, 2001
486	George Godsey	Virginia	Nov. 10, 2001
320	Reggie Ball	North Carolina	Sept. 10, 2005
326	Taylor Bennett	West Virginia	Jan. 1, 2007
309	Taylor Bennett	Maryland	Oct. 6, 2007
359	Jeff Sims	Pittsburgh	Oct. 2, 2021
300	Jeff Sims	Virginia	Oct. 23, 2021
314	Jeff Sims	Central Fla.	Sept. 24, 2022

PLAYERS WITH 100 YARDS RUSHING & PASSING

SAME GAME

PLAYER	R / P	OPPONENT	DATE
Donnie Davis	103 / 206	at Duke	Oct. 7, 1995
Joe Hamilton	100 / 161	Central Florida	Sept. 18, 1999
Reggie Ball	103 / 108	at Vanderbilt (OT)	Sept. 27, 2003
Reggie Ball	130 / 164	Troy	Sept. 16, 2006
Joshua Nesbitt	151 / 109	Virginia Tech	Sept. 13, 2008
Joshua Nesbitt	103 / 136	vs. Clemson	Dec. 5, 2009
Joshua Nesbitt	140 / 131	Florida State	Oct. 10, 2009
Tevin Washington	122 / 101	Miami	Nov. 13, 2010
Tevin Washington	120 / 114	Maryland	Oct. 8, 2011
Tevin Washington	136 / 185	at Duke	Nov. 19, 2011
Tevin Washington	104 / 144	Clemson	Oct. 6, 2012
Vad Lee	112 / 169	at North Carolina	Nov. 10, 2012
Justin Thomas	137 / 188	Georgia Southern	Sept. 13, 2014
Justin Thomas	165 / 125	at Virginia Tech	Sept. 20, 2014
Justin Thomas	104 / 134	vs. Florida State	Dec. 6, 2014
Justin Thomas	121 / 125	vs. Miss. State	Dec. 31, 2014
Justin Thomas	195 / 264	Duke	Oct. 29, 2016
TaQuon Marshall	249 / 120	vs. Tennessee (20T)	Sept. 4, 2017
TaQuon Marshall	143 / 179	at Virginia	Nov. 4, 2017
TaQuon Marshall	183 / 113	at USF	Sept. 8, 2018
James Graham	112 / 129	vs. NC State	Nov. 21, 2019
Jeff Sims	108 / 146	vs. Duke	Nov. 28, 2020



RECEIVING

100-YARD RECEIVING GAMES (BY YARDS)			
YDS	PLAYER	OPPONENT	DATE
243	Dez White	Virginia	Oct. 17, 1998
230	Demaryius Thomas	Duke	Oct. 4, 2008
223	Derrick Steagall	Virginia	Nov. 8, 1997
215	Dez White	Maryland	Sept. 30, 1999
209	Kelly Campbell	Clemson	Oct. 28, 2000
203	Kelly Campbell	North Carolina (OT)	Oct. 9, 1999
203	Kris Kentera	Navy	Nov. 17, 1979
202	Buck Martin	Auburn	Oct. 20, 1951
198	John Sias	Navy	Nov. 9, 1968
194	Jonathan Smith	Wake Forest	Oct. 11, 2003
193	Greg Lester	Duke	Oct. 31, 1987
193	Kelly Campbell	Syracuse	Aug. 26, 2001
190	Kelly Campbell	Duke	Oct. 16, 1999
186	Calvin Johnson	West Virginia	Jan. 1, 2007
181	Stephen Hill	Western Carolina	Sept. 1, 2011
176	Jason McGill	Maryland	Oct. 10, 1992
174	Demaryius Thomas	Mississippi State	Oct. 3, 2009
172	Will Glover	Virginia	Nov. 10, 2001
171	Craig Baynham	Virginia	Nov. 13, 1965
171	Dez White	North Carolina	Sept. 26, 1998
170	Jonathan Smith	Clemson	Sept. 20, 2003
168	Calvin Johnson	NC State	Nov. 4, 2006
165	Calvin Johnson	Virginia	Sept. 21, 2006
165	Dez White	Georgia (OT)	Nov. 27, 1999
164	Drew Hill	Notre Dame	Nov. 18, 1978
161	Kerry Watkins	Virginia	Nov. 10, 2001
155	Greg Smith	North Carolina	Nov. 17, 2007
155	Jonathan Smith	NC State	Oct. 4, 2003
155	Will Glover	Wake Forest	Nov. 17, 2001
154	Drew Hill	Duke	Sept. 9, 1978
151	Stephen Hill	North Carolina	Sept. 24, 2011
148	John Sias	Tennessee	Oct. 14, 1967
147	Kerry Watkins	Maryland	Nov. 18, 2000
147	Kelly Campbell	Wake Forest	Oct. 14, 2000
146	Jimmy Robinson	Rice	Sept. 30, 1972
144	John Sias	TCU	Sept. 30, 1967
143	John Sias	Duke	Nov. 2, 1968
142	Charlie Rogers	UCF	Oct. 26, 1996
141	Kelly Campbell	Florida State	Sept. 11, 1999
140	Harvey Middleton	Georgia	Nov. 29, 1997
139	Kerry Watkins	Clemson	Sept. 14, 2002
139	Demaryius Thomas	Maryland	Oct. 6, 2007
138	Jimmy Robinson	Michigan State	Sept. 23, 1972
136	James Johnson	Virginia Tech	Nov. 1, 2007
135	Kelly Campbell	Clemson	Nov. 13, 1999
133	Calvin Johnson	Maryland	Oct. 7, 2006
133	Demaryius Thomas	Miami	Sept. 17, 2009
132	Steve Harkey	South Carolina	Sept. 12, 1970
132	DeAndre Smelter	Wofford	Aug. 30, 2014
131	Damarius Bilbo	North Carolina	Sept. 10, 2005
131	Calvin Johnson	Connecticut	Nov. 13, 2004
131	Mark Fields	Rice	Sept. 30, 1972
130	Calvin Johnson	NC State	Oct. 6, 2005
129	Harvey Middleton	Duke	Sept. 26, 1996
129	Dez White	Notre Dame	Jan. 1, 1999
127	Kelly Campbell	Duke	Oct. 21, 2000
127	Kerry Watkins	Maryland	Oct. 17, 2002
127	Calvin Johnson	Clemson	Sept. 11, 2004
127	Demaryius Thomas	Georgia	Nov. 28, 2009
126	Gary Williams	Georgia	Nov. 27, 1965
126	Harvey Middleton	Duke	Oct. 7, 1995
126	Stephen Hill	Middle Tennessee	Sept. 10, 2011
125	Derrick Steagall	Duke	Nov. 15, 1997
125	Jahmyr Gibbs	Pittsburgh	Oct. 2, 2021
123	Calvin Johnson	Virginia Tech	Sept. 24, 2005

YDS	PLAYER	OPPONENT	DATE
122	Marlon Heggs	Tulane	Oct. 25, 1980
122	Gary Lee	Georgia	Nov. 29, 1986
121	Leon Chadwick	Notre Dame	Oct. 6, 1979
121	Jonathan Smith	BYU	Aug. 28, 2003
120	Jimmy Robinson	Tulane	Oct. 27, 1973
119	Bobby Rodriguez	Georgia	Dec. 1, 1990
117	Calvin Johnson	Wake Forest	Dec. 2, 2006
117	Embry Peoples	Vanderbilt	Oct. 31, 2009
116	Charlie Simmons	Duke	Oct. 30, 1993
115	Billy Williamson	Georgia	Dec. 2, 1961
115	Calvin Johnson	Virginia Tech	Sept. 30, 2006
114	Dez White	Florida State	Sept. 11, 1999
114	Calvin Johnson	North Carolina	Sept. 10, 2005
114	Darren Waller	vs. Mississippi State	Dec. 31, 2014
113	Jimmy Robinson	South Carolina	Sept. 15, 1973
113	Mike Sheridan	Maryland	Nov. 11, 1996
112	Billy Martin	Florida State	Nov. 9, 1963
112	Ken Whisenhunt	Duke	Oct. 3, 1984
112	Keenan Walker	NC State	Oct. 3, 1992
112	Bobby Rodriguez	Wake Forest	Nov. 14, 1992
112	Derrick Steagall	West Virginia	Dec. 29, 1997
111	Kris Kentera	Auburn	Oct. 20, 1979
111	Harvey Middleton	NC State	Oct. 11, 1997
111	Calvin Johnson	Notre Dame	Sept. 2, 2006
111	Clinton Lynch	South Florida	Sept. 8, 2018
110	Dez White	Duke	Oct. 3, 1998
109	Harvey Middleton	Maryland	Nov. 22, 1999
108	Jonathan Smith	The Citadel	Sept. 1, 2001
108	Kelly Campbell	Maryland (OT)	Oct. 11, 2001
108	Jonathan Smith	Georgia	Nov. 29, 2003
108	Calvin Johnson	Virginia	Nov. 20, 2004
108	Orwin Smith	Kansas	Sept. 17, 2011
107	Greg Lester	Auburn	Oct. 17, 1987
107	Greg Lester	Boston College	Sept. 14, 1991
107	Harvey Middleton	Navy	Nov. 23, 1996
107	Harvey Middleton	Wake Forest	Sept. 20, 1997
107	DeAndre Smelter	Virginia	Nov. 1, 2014
106	Harvey Middleton	Clemson	Oct. 19, 1996
106	Harvey Middleton	Duke	Nov. 15, 1997
106	Kelly Campbell	Stanford	Dec. 27, 2001
106	DeAndre Smelter	Georgia Southern	Sept. 13, 2014
105	Marlon Heggs	Georgia	Nov. 29, 1980
105	Derrick Steagall	Wake Forest	Nov. 13, 1993
105	Harvey Middleton	Clemson	Sept. 27, 1997
105	Nate Curry	Syracuse	Dec. 21, 2004
105	Adonias Sanders	NC State	Dec. 5, 2020
104	Jonathan Smith	Duke	Nov. 8, 2003
103	Bill Sennett	Tulane	Sept. 18, 1954
103	John Sias	Auburn	Oct. 19, 1968
103	Damarius Bilbo	Utah	Dec. 29, 2005
103	Robert Godhigh	Clemson	Nov. 14, 2013
103	Ricky Jeune	Virginia	Oct. 31, 2015
103	Nate McCollum	Virginia Tech	Nov. 5, 2022
102	John Hicks	VMU	Nov. 10, 1951
102	Billy Williamson	Penn State	Dec. 30, 1961
102	Derrick Steagall	Furman	Sept. 11, 1993
102	Kerry Watkins	Wake Forest	Oct. 5, 2002
101	John Sias	Miami	Sept. 28, 1968
101	Demaryius Thomas	Jacksonville State	Sept. 5, 2009
101	DeAndre Smelter	at Virginia Tech	Sept. 20, 2014
101	Nate McCollum	Duke	Oct. 8, 2022
101	Nate McCollum	Miami (Fla.)	Nov. 12, 2022
100	John Sias	Tulane	Oct. 26, 1968
100	Dez White	Miami	Jan. 1, 2000
100	Levon Thomas	Clemson	Sept. 11, 2004

100-YARD RECEIVING GAMES (BY DATE)

YDS	PLAYER	OPPONENT	DATE	YDS	PLAYER	OPPONENT	DATE
202	Buck Martin	Auburn	Oct. 20, 1951	147	Kelly Campbell	Wake Forest	Oct. 14, 2000
102	John Hicks	VMU	Nov. 10, 1951	209	Kelly Campbell	Clemson	Oct. 28, 2000
103	Bill Sennett	Tulane	Sept. 18, 1954	147	Kerry Watkins	Maryland	Nov. 18, 2000
115	Billy Williamson	Georgia	Dec. 2, 1961	193	Kelly Campbell	Syracuse	Aug. 26, 2001
102	Billy Williamson	Penn State	Dec. 30, 1961	108	Jonathan Smith	The Citadel	Sept. 1, 2001
112	Billy Martin	Florida State	Nov. 9, 1963	108	Kelly Campbell	Maryland (OT)	Oct. 11, 2001
171	Craig Baynham	Virginia	Nov. 13, 1965	172	Will Glover	Virginia	Nov. 10, 2001
126	Gary Williams	Georgia	Nov. 27, 1965	161	Kerry Watkins	Virginia	Nov. 10, 2001
144	John Sias	TCU	Sept. 30, 1967	155	Will Glover	Wake Forest	Nov. 17, 2001
148	John Sias	Tennessee	Oct. 14, 1967	106	Kelly Campbell	Stanford	Dec. 27, 2001
101	John Sias	Miami	Sept. 28, 1968	139	Kerry Watkins	Clemson	Sept. 14, 2002
103	John Sias	Auburn	Oct. 19, 1968	102	Kerry Watkins	Wake Forest	Oct. 5, 2002
100	John Sias	Tulane	Oct. 26, 1968	127	Kerry Watkins	Maryland	Oct. 17, 2002
143	John Sias	Duke	Nov. 2, 1968	121	Jonathan Smith	BYU	Aug. 28, 2003
198	John Sias	Navy	Nov. 9, 1968	170	Jonathan Smith	Clemson	Sept. 20, 2003
132	Steve Harkey	South Carolina	Sept. 12, 1970	155	Jonathan Smith	NC State	Oct. 4, 2003
138	Jimmy Robinson	Michigan State	Sept. 23, 1972	194	Jonathan Smith	Wake Forest	Oct. 11, 2003
146	Jimmy Robinson	Rice	Sept. 30, 1972	104	Jonathan Smith	Duke	Nov. 8, 2003
131	Mark Fields	Rice	Sept. 30, 1972	108	Jonathan Smith	Georgia	Nov. 29, 2003
113	Jimmy Robinson	South Carolina	Sept. 15, 1973	127	Calvin Johnson	Clemson	Sept. 11, 2004
111	Kris Kentera	Auburn	Oct. 20, 1979	100	Lewon Thomas	Clemson	Sept. 11, 2004
120	Jimmy Robinson	Tulane	Oct. 27, 1973	131	Calvin Johnson	Connecticut	Nov. 13, 2004
154	Drew Hill	Duke	Sept. 9, 1978	108	Calvin Johnson	Virginia	Nov. 20, 2004
164	Drew Hill	Notre Dame	Nov. 18, 1978	105	Nate Curry	Syracuse	Dec. 21, 2004
121	Leon Chadwick	Notre Dame	Oct. 6, 1979	131	Damarius Bilbo	North Carolina	Sept. 10, 2005
203	Kris Kentera	Navy	Nov. 17, 1979	114	Calvin Johnson	North Carolina	Sept. 10, 2005
122	Marlon Hegggs	Tulane	Oct. 25, 1980	123	Calvin Johnson	Virginia Tech	Sept. 24, 2005
105	Marlon Hegggs	Georgia	Nov. 29, 1980	130	Calvin Johnson	NC State	Oct. 6, 2005
112	Ken Whisenhunt	Duke	Nov. 3, 1984	103	Damarius Bilbo	Utah	Dec. 29, 2005
122	Gary Lee	Georgia	Nov. 29, 1986	111	Calvin Johnson	Notre Dame	Sept. 2, 2006
107	Greg Lester	Auburn	Oct. 17, 1987	165	Calvin Johnson	Virginia	Sept. 21, 2006
193	Greg Lester	Duke	Oct. 31, 1987	115	Calvin Johnson	Virginia Tech	Sept. 30, 2006
119	Bobby Rodriguez	Georgia	Dec. 1, 1990	133	Calvin Johnson	Maryland	Oct. 7, 2006
107	Greg Lester	Boston College	Sept. 14, 1991	168	Calvin Johnson	NC State	Nov. 4, 2006
112	Keenan Walker	NC State	Oct. 3, 1992	117	Calvin Johnson	Wake Forest	Dec. 2, 2006
176	Jason McGill	Maryland	Oct. 10, 1992	186	Calvin Johnson	West Virginia	Jan. 1, 2007
112	Bobby Rodriguez	Wake Forest	Nov. 14, 1992	139	Demaryius Thomas	Maryland	Oct. 6, 2007
102	Derrick Steagall	Furman	Sept. 11, 1993	136	James Johnson	Virginia Tech	Nov. 1, 2007
116	Charlie Simmons	Duke	Oct. 30, 1993	155	Greg Smith	North Carolina	Nov. 17, 2007
105	Derrick Steagall	Wake Forest	Nov. 13, 1993	230	Demaryius Thomas	Duke	Oct. 4, 2008
126	Harvey Middleton	Duke	Oct. 7, 1995	101	Demaryius Thomas	Jacksonville State	Sept. 5, 2009
129	Harvey Middleton	Duke	Sept. 26, 1996	133	Demaryius Thomas	Miami	Sept. 17, 2009
106	Harvey Middleton	Clemson	Oct. 19, 1996	174	Demaryius Thomas	Mississippi State	Oct. 3, 2009
142	Charlie Rogers	UCF	Oct. 26, 1996	117	Embry Peeples	Vanderbilt	Oct. 31, 2009
113	Mike Sheridan	Maryland	Nov. 11, 1996	127	Demaryius Thomas	Georgia	Nov. 28, 2009
107	Harvey Middleton	Navy	Nov. 23, 1996	181	Stephen Hill	Western Carolina	Sept. 1, 2011
107	Harvey Middleton	Wake Forest	Sept. 20, 1997	126	Stephen Hill	Middle Tennessee	Sept. 10, 2011
105	Harvey Middleton	Clemson	Sept. 27, 1997	108	Orwin Smith	Kansas	Sept. 17, 2011
111	Harvey Middleton	NC State	Oct. 11, 1997	151	Stephen Hill	North Carolina	Sept. 24, 2011
223	Derrick Steagall	Virginia	Nov. 8, 1997	103	Robert Godhigh	Clemson	Nov. 14, 2013
125	Derrick Steagall	Duke	Nov. 15, 1997	132	DeAndre Smelter	Wofford	Aug. 30, 2014
106	Harvey Middleton	Duke	Nov. 15, 1997	106	DeAndre Smelter	Georgia Southern	Sept. 13, 2014
109	Harvey Middleton	Maryland	Nov. 22, 1997	101	DeAndre Smelter	at Virginia Tech	Sept. 20, 2014
140	Harvey Middleton	Georgia	Nov. 29, 1997	107	DeAndre Smelter	Virginia	Nov. 1, 2014
112	Derrick Steagall	West Virginia	Dec. 29, 1997	114	Darren Waller	vs. Mississippi State	Dec. 31, 2014
171	Dez White	North Carolina	Sept. 26, 1998	103	Ricky Jeune	Virginia	Oct. 31, 2015
110	Dez White	Duke	Oct. 3, 1998	111	Clinton Lynch	South Florida	Sept. 8, 2018
243	Dez White	Virginia	Oct. 17, 1998	105	Adonias Sanders	NC State	Dec. 5, 2020
129	Dez White	Notre Dame	Jan. 1, 1999	125	Jahmyr Gibbs	Pittsburgh	Oct. 2, 2021
141	Kelly Campbell	Florida State	Sept. 11, 1999	101	Nate McCollum	Duke	Oct. 8, 2022
114	Dez White	Florida State	Sept. 11, 1999	103	Nate McCollum	Virginia Tech	Nov. 5, 2022
215	Dez White	Maryland	Sept. 30, 1999	101	Nate McCollum	Miami (Fla.)	Nov. 12, 2022
203	Kelly Campbell	North Carolina (OT)	Oct. 9, 1999				
190	Kelly Campbell	Duke	Oct. 16, 1999				
135	Kelly Campbell	Clemson	Nov. 13, 1999				
165	Dez White	Georgia (OT)	Nov. 27, 1999				
100	Dez White	Miami	Jan. 1, 2000				

PLAYERS WITH RUSHING & RECEIVING TOUCHDOWNS, SAME GAME

PLAYER	OPPONENT	DATE
Stanley Flowers	Georgia	Dec. 1, 1956
Taz Anderson	Tennessee	Oct. 10, 1959
Chuck Graning	Kentucky	Sept. 17, 1960
Billy Williamson	Georgia	Dec. 2, 1961
Brent Cunningham	Miami	Sept. 26, 1970
Brent Cunningham	Duke	Oct. 31, 1970
Thomas Lang	Tulane	Oct. 23, 1971
Steven Raible	Florida State	Oct. 4, 1975
Drew Hill	Auburn	Oct. 15, 1977
Robert Lavette	Georgia	Nov. 26, 1983
Jerry Mays	Auburn	Oct. 19, 1985
Cory Collier	Wake Forest	Nov. 16, 1985
Malcolm King	The Citadel	Sept. 12, 1987
Howard Edwards	VMI	Nov. 5, 1988
Jerry Mays	NC State	Sept. 9, 1989
Jerry Mays	Clemson	Oct. 14, 1989
Jerry Mays	Wake Forest	Nov. 18, 1989
Jerry Mays	Georgia	Dec. 2, 1989
William Bell	Chattanooga	Sept. 22, 1990
Jerry Gilchrist	Virginia	Nov. 3, 1990
Bobby Rodriguez	Wake Forest	Nov. 17, 1990
William Bell	Nebraska	Jan. 1, 1991
Dorsey Levens	Baylor	Nov. 6, 1993
C.J. Williams	NC State	Nov. 11, 1995
C.J. Williams	NC State	Sept. 7, 1996
Charlie Rogers	UCF	Oct. 26, 1996
Kelly Campbell	NC State	Oct. 30, 1999
Joe Burns	North Carolina	Sept. 30, 2000
Kelly Campbell	Duke	Oct. 21, 2000
Kelly Campbell	Virginia	Nov. 9, 2000
Kelly Campbell	Stanford	Dec. 27, 2001
P.J. Daniels	Samford	Sept. 4, 2004
Calvin Johnson	Syracuse	Dec. 21, 2004
Roddy Jones	Kansas	Sept. 17, 2011
Orwin Smith	Kansas	Sept. 17, 2011
Robert Godhigh	at North Carolina	Nov. 10, 2012
David Sims	Elon	Aug. 31, 2013
DeAndre Smelter	at North Carolina	Oct. 18, 2014
Qua Searcy	Tulane	Sept. 12, 2015
Patrick Skov	at Notre Dame	Sept. 19, 2015
Clinton Lynch	at Virginia	Oct. 31, 2015
Jahmyr Gibbs	UCF	Sept. 19, 2020
Jahmyr Gibbs	Louisville	Oct. 9, 2020
Ahmarean Brown	Boston College	Oct. 24, 2020
Jahmyr Gibbs	Miami (Fl.)	Nov. 6, 2021

TWO 100-YARD RECEIVERS, SAME GAME

PLAYERS, YARDS	OPPONENT	DATE
Jimmy Robinson, 146	Mark Fields, 131	Rice
Derrick Steagall, 125	Harvey Middleton, 106	Duke
Kelly Campbell, 141	Dez White, 114	Florida State
Will Glover, 172	Kerry Watkins, 161	Virginia
Calvin Johnson, 127	Levon Thomas, 100	Clemson
Damarius Bilbo, 131	Calvin Johnson, 114	North Carolina

PLAYERS WITH 100 YARDS RUSHING & RECEIVING, SAME GAME

PLAYER	RUSH / REC	OPPONENT	DATE
Orwin Smith	157 / 108	Kansas	Sept. 17, 2011
Robert Godhigh	126 / 103	at Clemson	Nov. 14, 2013

PLAYERS TO THROW AND CATCH TOUCHDOWN IN SAME GAME

PLAYER	OPPONENT	DATE
Joe Delany	Tulane	Oct. 27, 1956
Joe Hamilton	Notre Dame	Jan. 1, 1999
Jonathan Smith	North Carolina	Nov. 15, 2003
Taylor Bennett	North Carolina	Nov. 17, 2007

GAMES

MOST GAMES PLAYED

SEASON

14 – 2006 (9-5), 2009 (11-3), 2012 (7-7), 2014 (11-3)

MOST GAMES WON (OVERALL)

SEASON

12 – 1952 (12-0)

MOST GAMES WON (ACC)

SEASON

7 – 1998 (7-1), 2006 (7-1), 2009 (7-1)

MOST GAMES LOST (OVERALL)

SEASON

10 – 1981 (1-10), 1994 (1-10)

MOST GAMES LOST (ACC)

SEASON

8 – 1994 (0-8)

SCORING

MOST POINTS SCORED

GAME

70 – vs. Navy (Sept. 8, 2001)
vs. Elon (Aug. 31, 2013)

ACC

68 – at North Carolina
(Nov. 10, 2012)

HISTORIC

222 – vs. Cumberland (Oct. 7, 1916)

HALF

52 (1st) – vs. Alabama A&M (Nov. 23, 2013)

ACC

40 (2nd) – at North Carolina
(Nov. 10, 2012)

HISTORIC

126 (1st) – vs. Cumberland
(Oct. 7, 1916)

QUARTER

34 (1st) – vs. Alcorn State (Sept. 3, 2015)

ACC

30 (3rd) – at North Carolina
(Nov. 10, 2012)

HISTORIC

63 (1st) – vs. Cumberland
(Oct. 7, 1916)

63 (2nd) – vs. Cumberland
(Oct. 7, 1916)

SEASON

530 – 2014

HISTORIC

491 – 1917

LARGEST MARGIN OF VICTORY

GAME

70 [70-0] – vs. Elon (Aug. 31, 2013)

ACC

56 [56-0] – vs. Syracuse
(Oct. 19, 2013)

HISTORIC

222 [222-0] – vs. Cumberland
(Oct. 7, 1916)

LARGEST HALFTIME LEAD

GAME

52 [52-0] – vs. Alabama A&M
(Nov. 23, 2013)

ACC

38 [38-0] – vs. Duke
(Sept. 26, 1996)

HISTORIC

126 [126-0] – vs. Cumberland
(Oct. 7, 1916)

LARGEST MARGIN OF DEFEAT

GAME

66 [7-73] – vs. Clemson (Oct. 17, 2020)

ACC

66 [7-73] – vs. Clemson
(Oct. 17, 2020)

MOST POINTS PER GAME

SEASON

40.7 – 1999

HISTORIC

66.0 – 1918

MOST POINTS ALLOWED

GAME

73 – vs. Clemson (Oct. 17, 2020)

ACC

73 – vs. Clemson (Oct. 17, 2020)

HISTORIC

94 – vs. Auburn (Nov. 17, 1894)

SEASON

396 – 2012

FEWEST POINTS ALLOWED

GAME

0 – many times, most recently:
vs. Alcorn State (2018)

ACC

0 – seven times, most recently:
vs. Syracuse (2013)

SEASON

33 – 1956

HISTORIC

5 – 1901

FEWEST POINTS ALLOWED PER GAME

SEASON

3.3 – 1956

HISTORIC

1.0 – 1901

MOST TOUCHDOWNS

GAME

10 – vs. Navy (Sept. 8, 2001)
vs. Elon (Aug. 31, 2013)

vs. Alcorn State (Sept. 3, 2015)

ACC

9 – vs. Wake Forest (Nov. 21, 1998)
at North Carolina (Nov. 10, 2012)

HISTORIC

32 – vs. Cumberland (Oct. 7, 1916)

SEASON

72 – 2014

MOST RUSHING TOUCHDOWNS

GAME

9 – vs. Samford (Sept. 8, 2007)

ACC

7 – five times, most recently
at Pittsburgh (Oct. 25, 2014)

HISTORIC

32 – vs. Cumberland (Oct. 7, 1916)

SEASON

48 – 2012

MOST PASSING TOUCHDOWNS

GAME

5 – vs. Rice (Sept. 30, 1972)

vs. Clemson (Nov. 13, 1999)

vs. Duke (Nov. 18, 2006)

ACC

5 – vs. Clemson (Nov. 13, 1999),
vs. Duke (Nov. 18, 2006)

SEASON

29 – 1999

MOST DEFENSIVE TOUCHDOWNS

GAME

2 – nine times, most recently:
at NC State (Nov. 8, 2014)

ACC

2 – vs. Wake Forest (Nov. 17, 1990)
vs. Duke (Sept. 26, 1996)

vs. NC State (Oct. 10, 1998)
at NC State (Nov. 8, 2014)

SEASON

7 – 1998

MOST FUMBLE RETURNS FOR TD

GAME

1 – 38 times, most recently:
vs. Kennesaw St. (Sept. 11, 2021)

SEASON

7 – 1998* NCAA RECORD

MOST PUNT RETURNS FOR TD

GAME

2 – vs. Navy (Oct. 23, 1965)

SEASON

3 – 1965

MOST KICKOFF RETURNS FOR TD

GAME

1 – 17 times, most recently:
vs. Boston College (Nov. 13, 2021)

SEASON

2 – 1978, 2012

MOST INTERCEPTION RETURNS FOR TD

GAME

2 – vs. Tulane (Oct. 22, 1966)

vs. Samford (Sept. 9, 2006)

vs. Elon (Aug. 31, 2013)

SEASON

5 – 2014

MOST TWO-POINT CONVERSIONS

GAME
3 – vs. Duke (Nov. 2, 1968)
ACC
2 – vs. Wake Forest (Nov. 20, 1999)

SEASON
4 – 1968

MOST TWO-POINT ATTEMPTS

GAME
4 – vs. Georgia (Nov. 27, 1975)
ACC
3 – vs. Clemson (Sept. 29, 2001)
vs. Virginia (Nov. 10, 2001)

SEASON
7 – 2001

MOST SAFETIES RECORDED

GAME
1 – 21 times, most recently:
at Temple (Sept. 28, 2019)

SEASON
2 – 1951, 1952, 1953, 1991

MOST SAFETIES ALLOWED

GAME
2 – vs. South Carolina (Sept. 11, 1971)
ACC
1 – multiple times, most recently:
vs. Duke (Nov. 28, 2020)

SEASON
2 – 1971

MOST PLAYERS TO SCORE TD

GAME
9 – vs. Elon (Aug. 31, 2013)

MOST PLAYERS TO RUSH FOR TD

GAME
6 – seven times, most recently:
vs. Tulane (Sept. 12, 2015)

MOST PLAYERS TO CATCH TD

GAME
4 – vs. Clemson (Nov. 13, 1999)
vs. Georgia (Nov. 27, 1999)

MOST PLAYERS TO THROW TD

GAME
3 – vs. Tulane (Oct. 27, 1956)
vs. North Carolina (Nov. 17, 2007)

RUSHING
MOST ATTEMPTS

GAME
86 – vs. Virginia (Oct. 2, 1976),
vs. Tennessee (Sept. 4, 2017)
ACC
78 – at Virginia Tech
(Oct. 25, 2018)

SEASON
808 – 2012

FEWEST ATTEMPTS

GAME
19 – vs. Arizona (Sept. 1, 1994)
vs. North Carolina (Oct. 8, 1994)
ACC

19 – vs. North Carolina
(Oct. 8, 1994)

SEASON
349 – 1994

MOST YARDS

GAME
604 – vs. Kansas (Sept. 17, 2011)
ACC
542 – at Louisville (Oct. 5, 2018)

SEASON
4,789 – 2014

MOST YARDS PER GAME

SEASON
342.1 – 2014

FEWEST YARDS

GAME
-42 – vs. Notre Dame (Nov. 16, 1968)
ACC
5 – vs. Florida State (Nov. 5, 1994)

SEASON
629 – 1968

FEWEST YARDS PER GAME

SEASON
62.9 – 1968

MOST YARDS PER ATTEMPT

SEASON
6.06 – 2014 (790 attempts)

PASSING
MOST ATTEMPTS

GAME
63 – vs. Tennessee (Oct. 12, 1968)
ACC
57 – vs. Clemson (Oct. 28, 2000)

SEASON
413 – 2001

FEWEST ATTEMPTS

GAME
0 – vs. Notre Dame (Nov. 6, 1976),
vs. Tennessee (Oct. 8, 1977)
ACC

1 – at Virginia Tech
(Oct. 25, 2018)

SEASON
46 – 1975

MOST COMPLETIONS

GAME
39 – vs. Virginia (Nov. 10, 2001)
ACC
39 – vs. Virginia (Nov. 10, 2001)

SEASON
264 – 2001

FEWEST COMPLETIONS

GAME
0 – 14 times since 1953
ACC
0 – at Virginia Tech (Oct. 25, 2018)

SEASON
23 – 1977

HIGHEST COMPLETION PERCENTAGE

GAME
1.000 – four times
ACC
.880 [22-of-25] – vs. Florida State
(Sept. 11, 1999)

SEASON
.652 – 1999 [208-of-319]

MOST YARDS

GAME
486 – vs. Virginia (Nov. 10, 2001)
ACC
486 – vs. Virginia (Nov. 10, 2001)

SEASON
3,347 – 2001

FEWEST YARDS

GAME
0 – 14 times since 1953
ACC
0 – at Virginia Tech (Oct. 25, 2018)

SEASON
344 – 1977

MOST YARDS PER GAME

SEASON
283.4 – 1999

MOST INTERCEPTIONS THROWN

GAME
7 – vs. Wake Forest (Nov. 21, 1987)
ACC
7 – vs. Wake Forest (Nov. 21, 1987)

SEASON
23 – 1970

MOST YARDS PER COMPLETION

GAME
70.0 (2) – vs. Virginia Tech (Nov. 11, 2017)
ACC
70.0 (2) – vs. Virginia Tech
(Nov. 11, 2017)

SEASON [200+ ATTEMPTS]
17.75 – 2004

SEASON [150+ ATTEMPTS]
22.7 – 2009

MOST YARDS PER ATTEMPT

GAME
42.0 (1) – vs. Air Force (Oct. 1, 1977)
ACC
19.4 (11) – vs. Duke (Nov. 14,
2009)

SEASON [200+ ATTEMPTS]
9.8 – 1999

SEASON [150+ ATTEMPTS]
10.6 – 2009

TOTAL OFFENSE

MOST PLAYS

GAME

97 – vs. South Carolina (Sept. 12, 1970)
vs. Clemson (Oct. 28, 2000)

ACC

97 – vs. Clemson (Oct. 28, 2000)

SEASON

1,002 – 2012

MOST YARDS

GAME

768 – vs. Kansas (Sept. 17, 2011)

ACC

627 – vs. Virginia (Nov. 9, 2000)

SEASON

6,671 – 2014

FEWEST YARDS

GAME

33 – vs. SMU (Oct. 3, 1953)

ACC

110 – vs. Florida State
(Oct. 2, 1993)

SEASON

1,933 – 1957

MOST YARDS PER GAME

SEASON

509.0 – 1999

FEWEST YARDS PER GAME

SEASON

193.3 – 1957

MOST YARDS PER PLAY

GAME

13.5 – vs. Kansas (Sept. 17, 2011)

ACC

9.9 – vs. Duke (Oct. 29, 2016)

SEASON

6.81 – 1999

FEWEST YARDS PER PLAY

GAME

2.1 – vs. Alabama (Nov. 18, 1961)

vs. Notre Dame (Nov. 8, 1980)

ACC

2.2 – vs. Florida State (Oct. 2, 1993)

MOST FIRST DOWNS

GAME

35 – at Virginia Tech (Oct. 25, 2018)

ACC

35 – at Virginia Tech (Oct. 25, 2018)

SEASON

350 – 2014

FEWEST FIRST DOWNS

GAME

3 – vs. SMU (Oct. 3, 1953)

ACC

6 – vs. Virginia Tech (Sept. 24, 2005)

SEASON

109 – 1959

MOST FIRST DOWNS BY RUSHING

GAME

31 – at Virginia Tech (Oct. 25, 2018)

ACC

31 – at Virginia Tech (Oct. 25, 2018)

SEASON

259 – 2014

MOST FIRST DOWNS BY PASSING

GAME

22 – vs. Clemson (Oct. 28, 2000)

vs. Virginia (Nov. 10, 2001)

ACC

22 – vs. Clemson (Oct. 28, 2000)

vs. Virginia (Nov. 10, 2001)

SEASON

142 – 2000

BIGGEST FIRST DOWN MARGIN

GAME

+22 (28-6) – vs. Texas A&M

(Sept. 17, 1966)

MOST THIRD-DOWN CONVERSIONS

GAME

14 (of 19) – vs. Virginia (Nov. 9, 2000)

MOST THIRD-DOWN ATTEMPTS

GAME

23 – three times, most recently:

vs. Maryland (Oct. 11, 2001)

FEWEST THIRD-DOWN CONVERSIONS

GAME

0 (of 13) – vs. North Carolina (Oct. 4, 1980)

0 (of 10) – vs. BYU (Oct. 27, 2012)

HIGHEST THIRD-DOWN PERCENTAGE

GAME

.889 (8 of 9) – vs. Elon (Aug. 31, 2013)

MOST FOURTH-DOWN CONVERSIONS

GAME

5 – three times, most recently:

vs. Auburn (Oct. 18, 1986)

MOST FOURTH-DOWN ATTEMPTS

GAME

7 – vs. LSU (Oct. 13, 1956)

at Georgia (Nov. 24, 2012)

HIGHEST TIME OF POSSESSION

GAME

43:45 – vs. Boston College (Oct. 20, 2012)

ACC

43:45 – vs. Boston College

(Oct. 20, 2012)

LOWEST TIME OF POSSESSION

GAME

16:38 – vs. Alabama (Sept. 8, 1979)

LONGEST SCORING DRIVE (PLAYS)

GAME

20 – five times, most recently:

at Miami (Oct. 22, 2011)

ACC

20 – at Miami (Oct. 22, 2011)

LONGEST SCORING DRIVE (TIME)

GAME

10:47 (td) – vs. Virginia (Oct. 24, 2009)

ACC

10:47 (td) – vs. Virginia

(Oct. 24, 2009)

KICKING

MOST POINTS BY KICKING

GAME

18 – vs. The Citadel (Sept. 18, 1982)

HISTORIC

30 – vs. Cumberland (Oct. 7, 1916)

SEASON

107 – 2007

MOST FIELD GOALS MADE

GAME

5 – vs. The Citadel (Sept. 18, 1982)

ACC

4 – vs. Florida State (Oct. 17, 1992)

vs. Clemson (Sept. 29, 2001)

vs. Virginia (Nov. 17, 2018)

at Pitt (Oct. 1, 2022)

SEASON

23 – 2007

MOST FIELD GOALS ATTEMPTED

GAME

7 – vs. NC State (Oct. 20, 2001)

ACC

7 – vs. NC State (Oct. 20, 2001)

SEASON

28 – 2001, 2007

MOST FIELD GOALS MISSED

GAME

5 – vs. NC State (Oct. 20, 2001)

ACC

5 – vs. NC State (Oct. 20, 2001)

MOST PATs MADE

GAME

10 – vs. Navy (Sept. 8, 2001)

vs. Elon (Aug. 31, 2013)

ACC

9 – vs. Wake Forest (Nov. 21, 1998)

at Louisville (Oct. 5, 2018)

HISTORIC

30 – vs. Cumberland (Oct. 7, 1916)

SEASON

65 – 2014

MOST PATs ATTEMPTED
GAME

10 – vs. Navy (Sept. 8, 2001)
vs. Elon (Aug. 31, 2013)
vs. Alcorn State (Sept. 3, 2015)

ACC

9 – vs. Wake Forest (Nov. 21, 1998)
at Virginia Tech (Oct. 25, 2018)

HISTORIC

30 – vs. Cumberland (Oct. 7, 1916)

SEASON

66 – 2014

MOST PATs MISSED
GAME

3 – three times, most recently:
vs. Duke (1993)

PUNTING
MOST PUNTS
GAME

13 – vs. Georgia (Nov. 30, 2019)

ACC

12 – vs. Clemson (Sept. 26, 1987)
vs. Florida State (Oct. 18, 1997)

HISTORIC

21 – vs. Florida (Nov. 19, 1938)

SEASON

89 – 1980

HIGHEST PUNTING AVERAGE
GAME

55.5 (2) – vs. Clemson (Sept. 29, 2001)

ACC

55.5 (2) – vs. Clemson
(Sept. 29, 2001)

SEASON

47.60 – 2020

HIGHEST NET PUNTING AVERAGE
SEASON

44.6 – 2020

KICK RETURNS
MOST RETURNS
GAME

11 – vs. Notre Dame (Nov. 5, 1977)

ACC

9 – at Clemson (Nov. 14, 2013)

SEASON

54 – 2009

MOST YARDS
GAME

284 (11) – vs. Notre Dame (Nov. 5, 1977)

ACC

236 (6) – vs. Duke (Oct. 27, 1990)

SEASON

1,176 – 2009

MOST YARDS PER RETURN
GAME

60.5 (2) – vs. Tulane (Oct. 26, 1957)

ACC

52.0 (3) – vs. Maryland
(Oct. 31, 1998)

SEASON

26.9 – 1957

PUNT RETURNS
MOST RETURNS
GAME

9 – vs. The Citadel (Sept. 1, 2001)

ACC

8 – vs. Duke (Oct. 6, 2001)
vs. Florida State (Nov. 9, 2002)
vs. Duke (Nov. 16, 2002)

SEASON

54 – 1952

MOST YARDS
GAME

294 (5) – vs. Navy (Oct. 23, 1965)

ACC

117 (6) – vs. Virginia (Oct. 17, 1998)

SEASON

564 – 1951

MOST YARDS PER RETURN
GAME

68.0 (2) – vs. South Carolina
(Sept. 16, 1972)

ACC

42.0 (2) – vs. Virginia
(Nov. 22, 2003),
vs. Miami (Sept. 22, 2012)

SEASON

23.0 – 1965

TURNOVERS
MOST TURNOVERS
GAME

10 – vs. Duke (Oct. 30, 1976)

ACC

8 – vs. Wake Forest (Nov. 21, 1987)

MOST FUMBLES
GAME

9 – at Miami (Nov. 21, 2015)

ACC

9 – at Miami (Nov. 21, 2015)

SEASON

51 – 1951

FEWEST FUMBLES
SEASON

11 – 1985

MOST FUMBLES LOST
GAME

6 – vs. Tennessee (Oct. 12, 1968)

ACC

4 – vs. Wake Forest (Nov. 19, 1994)
vs. North Carolina (Oct. 9, 1999)
vs. North Carolina (Nov. 17, 2007)

SEASON

12 – 2020

MOST OPPONENT FUMBLES
GAME

9 – vs. Clemson (Sept. 28, 1963)

ACC

7 – at Pittsburgh (Oct. 25, 2014)

SEASON

28 – 2010

MOST OPPONENT FUMBLES RECOVERED
GAME

6 – vs. Furman (Sept. 2, 1995)

vs. Tulsa (Jan. 4, 2004)
at Pittsburgh (Oct. 25, 2014)

ACC

6 – at Pittsburgh (Oct. 25, 2014)

SEASON

15 – 2000, 2007

HIGHEST TURNOVER MARGIN
SEASON

18 – 2000

HIGHEST TURNOVER MARGIN PER GAME
SEASON

1.64 – 2000

DEFENSE
MOST INTERCEPTIONS
GAME

8 – vs. Saint Mary's (Jan. 1, 1947)

vs. Georgia (Dec. 1, 1951)

ACC

4 – seven times

SEASON

30 – 1969

MOST INTERCEPTION RETURN YARDS
GAME

173 (3) – vs. Elon (Aug. 31, 2013)

ACC

137 (4) – vs. Wake Forest
(Nov. 17, 1990)

SEASON

437 – 1972

MOST SACKS
GAME

11 – vs. Maryland (Oct. 6, 1990)

vs. Maryland (Oct. 9, 1993)

ACC

11 – vs. Maryland (Oct. 6, 1990)
vs. Maryland (Oct. 9, 1993)

SEASON

45 – 1990, 1991

MOST SACK YARDS**GAME**

70 (7) – vs. Tulsa (Jan. 4, 2004)

ACC67 (10) – vs. Maryland
(Oct. 9, 1993)**MOST TACKLES FOR LOSS****GAME**

19 – vs. Notre Dame (Sept. 1, 2007)

ACC17 – vs. Maryland (Nov. 22, 1997)
vs. Clemson (Sept. 29, 2001)**MOST TOTAL OFFENSE YARDS ALLOWED****GAME**

667 – vs. Notre Dame (Nov. 5, 1977)

ACC

642 – at Florida State (Oct. 29, 2022)

SEASON

5,758 – 2014

FEWEST TOTAL OFFENSE YARDS ALLOWED**GAME**

32 – vs. Florida (Sept. 14, 1963)

ACC

82 – vs. Maryland (Oct. 9, 2004)

SEASON

1,513 – 1948

FEWEST YARDS ALLOWED PER GAME**SEASON**

151.3 – 1948

MOST FIRST DOWNS ALLOWED**GAME**

38 – vs. Duke (Oct. 31, 1987)

ACC

38 – vs. Duke (Oct. 31, 1987)

SEASON

300 – 2014

FEWEST FIRST DOWNS ALLOWED**GAME**2 – vs. Tulane (Oct. 21, 1933), vs. Duke
(Oct. 29, 1955)**ACC**8 – vs. North Carolina (Oct. 5, 1985)
vs. North Carolina (Sept. 26, 2009)**SEASON**

86 – 1948

MOST RUSHING YARDS ALLOWED**GAME**

431 – vs. Georgia (Nov. 27, 1975)

ACC342 – vs. North Carolina
(Oct. 2, 1982)
vs. North Carolina (Oct. 8, 1994)**SEASON**

2,732 – 1982

FEWEST RUSHING YARDS ALLOWED**GAME**

-56 – vs. Tulsa (Jan. 4, 2004)

ACC

-30 – vs. Maryland (Sept. 28, 1995)

SEASON

749 – 1948

FEWEST RUSHING YARDS ALLOWED PER GAME**SEASON**

74.9 – 1948

MOST PASSING YARDS ALLOWED**GAME**

501 – vs. Wake Forest (Nov. 4, 1995)

ACC501 – vs. Wake Forest
(Nov. 4, 1995)**SEASON**

3,412 – 2014

FEWEST PASSING YARDS ALLOWED**GAME**

-3 – vs. South Carolina (Nov. 19, 1949)

ACC

39 – vs. NC State (Oct. 1, 1994)

SEASON

334 – 1957

FEWEST YARDS ALLOWED PER GAME**SEASON**

33.4 – 1957

MOST COMPLETIONS ALLOWED**GAME**

43 – at Virginia (Oct. 26, 2013)

ACC

43 – at Virginia (Oct. 26, 2013)

SEASON

282 – 2014

FEWEST COMPLETIONS ALLOWED**GAME**0 – four times, most recently:
vs. Georgia (Nov. 27, 1974)**ACC**3 – vs. Clemson (Oct. 13, 1990)
vs. NC State (Oct. 1, 1994)**SEASON**

31 – 1957

MOST OPPONENT PASS ATTEMPTS**GAME**

65 – vs. Wake Forest (Nov. 4, 1995)

ACC

65 – vs. Wake Forest (Nov. 4, 1995)

SEASON

461 – 2006

FEWEST OPPONENT PASS ATTEMPTS**GAME**1 – vs. Alabama (Oct. 17, 1953)
vs. Kentucky (Sept. 20, 1958)**ACC**

11 – vs. NC State (Oct. 1, 1994)

SEASON

73 – 1957

SPECIAL TEAMS**MOST KICKS BLOCKED****GAME**2 – nine times, most recently:
vs. Ole Miss (2013)**MOST PUNTS BLOCKED****GAME**2 – vs. Tulane (Oct. 28, 1961)
vs. UConn (Nov. 13, 2004)**MOST FIELD GOALS BLOCKED****GAME**2 – three times, most recently:
vs. Boston College (1991)**MOST PATs BLOCKED****GAME**

2 – vs. Notre Dame (Nov. 18, 1967)

PENALTIES**MOST PENALTIES****GAME**

19 – vs. Florida State (Sept. 9, 2000)

ACC19 – vs. Florida State
(Sept. 9, 2000)**SEASON**

95 – 2000

FEWEST PENALTIES**GAME**0 – seven times, most recently:
vs. Alcorn State (Sept. 3, 2015)**ACC**

0 – vs. Syracuse (Oct. 19, 2013)

SEASON

24 – 1964

MOST PENALTY YARDS**GAME**

140 – vs. Florida State (Sept. 9, 2000)

ACC140 – vs. Florida State
(Sept. 9, 2000)**SEASON**

792 – 2002

FEWEST PENALTY YARDS**GAME**0 – seven times, most recently:
vs. Alcorn State (Sept. 3, 2015)**ACC**

0 – vs. Syracuse (Oct. 19, 2013)

SEASON

211 – 1964



GAMES				OFFENSE				DEFENSE					
GAMES PLAYED				TOTAL OFFENSE				TOTAL DEFENSE					
	GP	YEAR	W-L	YPG	YARDS	GP	YEAR	YPG	YDS	GP	YEAR		
1.	14	2006	9-5	1. 509.0	5,599	11	1999	1. 151.3	1,513	10	1948		
	14	2009	11-3	2. 476.5	6,671	14	2014	2. 177.8	1,778	10	1957		
	14	2012	7-7	3. 458.8	5,964	13	2011	3. 178.5	1,785	10	1961		
	14	2014	11-3	4. 441.1	6,175	14	2012	4. 181.8	2,182	12	1952		
	5.	13	1991	8-5	5. 435.4	4,789	11	2000	5. 199.9	1,999	10	1955	
		13	2001	8-5	6. 429.7	5,586	13	2013	6. 200.3	2,003	10	1956	
		13	2002	7-6	7. 422.1	5,910	14	2009	7. 201.8	2,018	10	1958	
		13	2003	7-6	8. 417.9	5,015	12	2001	8. 206.6	2,066	10	1966	
		13	2008	9-4	9. 414.3	4,556	11	1984	9. 207.4	2,489	12	1951	
		13	2010	6-7	10. 408.8	5,314	13	2018	10. 208.0	2,080	10	1963	
		13	2011	8-5									
		13	2013	7-6									
		13	2016	9-4									
13		2018	7-6										
GAMES WON				RUSHING OFFENSE				RUSHING DEFENSE					
	W	YEAR	W-L	YPG	YARDS	GP	YEAR	YPG	YDS	GP	YEAR		
1.	12	1952	12-0	1. 342.1	4,789	14	2014	1. 74.9	749	10	1948		
	11	1951	11-0-1	2. 329.7	3,637	11	1975	2. 91.2	1,003	11	1995		
2.	11	1990	11-0-1	3. 325.0	4,225	13	2018	3. 94.5	1,039	11	2000		
	11	2014	11-3	4. 323.3	4,203	13	2010	4. 94.9	949	10	1961		
5.	10	1928	10-0	5. 316.5	4,114	13	2011	5. 100.2	1,002	10	1964		
	10	1947	10-1	6. 311.2	4,357	14	2012	6. 100.5	1,307	13	2003		
	10	1956	10-1	7. 307.4	3,381	11	2017	7. 102.4	1,024	10	1962		
	10	1998	10-2	8. 299.3	3,891	13	2013	8. 103.9	1,247	12	2005		
	10	2009*	10-3	9. 295.4	4,136	14	2009	9. 104.6	1,255	12	2004		
	9	1917	9-0	10. 287.5	3,162	11	1974	10. 104.8	1,467	14	2006		
	9	1942	9-2										
	9	1946	9-2										
	9	1953	9-2-1										
	9	1955	9-1-1										
ACC GAMES WON				PASSING OFFENSE				PASSING DEFENSE					
	W	YEAR	W-L	YPG	YARDS	GP	YEAR	YPG	YDS	GP	YEAR		
10.	9	1917	9-0	1. 283.4	3,117	11	1999	1. 33.4	334	10	1957		
	9	1942	9-2	2. 278.9	3,347	12	2001	2. 57.1	571	10	1958		
	9	1946	9-2	3. 271.1	2,982	11	2000	3. 58.7	587	10	1954		
	9	1953	9-2-1	4. 245.6	2,702	11	1994	4. 65.8	658	10	1955		
	9	1955	9-1-1	5. 237.6	2,376	10	1968	5. 69.0	828	12	1953		
	9	1966	9-2	6. 234.5	2,580	11	1992	6. 71.9	719	10	1956		
	9	1985	9-2-1	7. 215.5	2,370	11	1997	7. 72.5	870	12	1952		
	9	2000	9-3	8. 212.3	2,547	12	1991	8. 74.3	743	10	1963		
	9	2008	9-4	9. 211.1	2,744	13	2002	9. 76.4	764	10	1948		
	9	2016	9-4	10. 207.7	2,284	11	1987	10. 80.8	808	10	1949		
				SCORING OFFENSE				SCORING DEFENSE					
				PPG	PTS	GP	YEAR	PPG	PTS	GP	YEAR		
				1. 66.0	462	7	1918	1. 1.0	5	5	1901		
				2. 54.5	491	9	1917	2. 1.8	16	9	1920		
				3. 46.8	421	9	1916	3. 1.9	17	9	1917		
				4. 40.7	448	11	1999	4. 2.2	20	9	1916		
				5. 40.0	360	9	1921	5. 2.3	21	9	1911		
				6. 37.9	530	14	2014	6. 3.0	24	8	1915		
				7. 35.5	391	11	1998	7. 3.3	33	10	1919		
				8. 35.1	456	13	2013	8. 3.3	33	10	1956		
				9. 34.7	312	9	1920	9. 3.4	34	10	1904		
				10. 34.3	446	13	2011	10. 3.9	39	10	1927		

* finished 11-3 in 14 games in 2009 but win in ACC Championship Game later vacated as part of NCAA sanctions

TURNOVERS

TURNOVER MARGIN					
	AVG	+/-	DIFF.	GP	YEAR
1.	+1.64	+18	30/12	11	2000
2.	+1.50	+15	31/16	10	1956
3.	+1.45	+16	46/30	11	1953
4.	+1.27	+14	40/26	11	1990
5.	+1.20	+12	25/13	10	1955
6.	+1.18	+13	31/18	11	1986
7.	+1.09	+12	34/22	11	1973
8.	+1.00	+11	30/19	11	1984

SCORING**MOST POINTS SCORED****GAME**

PTS	OPPONENT	DATE
1. 70	Navy	Sept. 8, 2001
70	Elon	Aug. 31, 2013
3. 69	Samford	Sept. 8, 2007
69	Alcorn St.	Sept. 3, 2015
5. 68	North Carolina	Nov. 10, 2012
6. 66	Kansas	Sept. 17, 2011
66	Alabama A&M	Nov. 23, 2013
66	Louisville	Oct. 5, 2018
9. 65	Tulane	Sept. 12, 2015
10. 63	Wake Forest	Nov. 21, 1998
63	W. Carolina	Sept. 1, 2011
63	Bowling Green	Sept. 29, 2018

HISTORIC

PTS	OPPONENT	DATE
1. 222	Cumberland	Oct. 7, 1916
2. 128	NC State	Nov. 18, 1918
3. 123	11th Cavalry	Oct. 19, 1918
4. 118	Furman	Oct. 12, 1918
5. 105	Mercer	Oct. 10, 1914

HALF

PTS	OPPONENT	DATE
1. 52 (1st)	Alabama A&M	Nov. 23, 2013
2. 48 (1st)	Alcorn State	Sept. 3, 2015
3. 45 (1st)	Samford	Sept. 8, 2007
4. 42 (1st)	Navy	Sept. 8, 2001
42 (2nd)	vs. Tulsa	Jan. 4, 2004
42 (1st)	W. Carolina	Sept. 1, 2011
42 (2nd)	Kansas	Sept. 17, 2011
42 (1st)	Elon	Aug. 31, 2013
9. 40 (2nd)	North Carolina	Nov. 10, 2012
10. 38 (2nd)	Texas A&M	Sept. 17, 1966
38 (1st)	Duke	Sept. 26, 1996

QUARTER

PTS	OPPONENT	DATE
1. 34 (1st)	Alcorn State	Sept. 3, 2015
2. 32 (4th)	Chattanooga	Nov. 9, 1985
3. 31 (2nd)	Vanderbilt	Aug. 31, 2002
4. 30 (3rd)	North Carolina	Nov. 10, 2012
5. 28	Eight times, most recently:	
(2nd)	Alabama A&M	Nov. 23, 2013

HOME GAMES

PTS	OPPONENT	DATE
1. 70	Elon	Aug. 31, 2013
2. 69	Samford	Sept. 8, 2007
69	Alcorn State	Sept. 3, 2015
4. 66	Kansas	Sept. 17, 2011
66	Alabama A&M	Nov. 23, 2013
6. 65	Tulane	Sept. 12, 2015
7. 63	Wake Forest	Nov. 21, 1998
63	W. Carolina	Sept. 1, 2011
9. 59	NC State	Oct. 11, 1986
59	Presbyterian	Sept. 8, 2012

ROAD GAMES

PTS	OPPONENT	DATE
1. 70	Navy	Sept. 8, 2001
2. 68	North Carolina	Nov. 10, 2012
3. 66	Louisville	Oct. 5, 2018
4. 56	Vanderbilt	Oct. 31, 2009
56	Pittsburgh	Oct. 25, 2014
56	NC State	Nov. 8, 2014
7. 49	Navy	Sept. 4, 1999
49	Florida State	Oct. 10, 2009
49	Duke	Nov. 14, 2009
49	Middle Tenn.	Sept. 10, 2011
49	vs. Miss. State	Dec. 31, 2014
49	Virginia Tech	Oct. 25, 2018

VS. RANKED OPPONENTS

PTS	OPPONENT	DATE
1. 59	(17) NC State	Oct. 11, 1986
2. 51	(16) Georgia (OT)	Nov. 27, 1999
3. 49	(7) Miss. State	Dec. 31, 2014
4. 47	(23) NC State	Oct. 10, 1998
5. 45	(13) Nebraska	Jan. 1, 1991
45	(13) Georgia	Nov. 29, 2008
7. 41	(1) Virginia	Nov. 3, 1990
41	(6) Virginia	Oct. 17, 1998
41	(23) Miami	Nov. 20, 2008
41	(25) Tenn. (2OT)	Sept. 4, 2017

FEWEST POINTS SCORED**GAME**

PTS	OPPONENT	DATE
1. 0	many times, most recently:	
	Ole Miss	Sept. 17, 2022

IN A WIN

PTS	OPPONENT	DATE
1. 6	LSU	Oct. 8, 1960
6	Tennessee	Oct. 8, 1966
6	Georgia	Nov. 29, 1969
6	South Carolina	Oct. 7, 1978
6	Virginia Tech	Nov. 10, 1990
6. 7	Duke	Nov. 3, 1956
7	Auburn	Oct. 21, 1961
7	Alabama	Nov. 17, 1962
7	Auburn	Oct. 17, 1964
7	Tulane	Oct. 24, 1964
7	Maryland	Oct. 23, 2003
7	North Carolina	Nov. 11, 2006

IN A TIE GAME

PTS	OPPONENT	DATE
1. 14	Florida State	Nov. 10, 1962
2. 17	Furman	Sept. 13, 1986
3. 20	Virginia	Oct. 13, 1984
4. 24	Clemson	Sept. 25, 1976
5. 36	Rice	Sept. 30, 1972

HOME GAME

PTS	OPPONENT	DATE
1. 0	Tennessee	Nov. 10, 1956
0	SMU	Sept. 28, 1957
0	Auburn	Oct. 19, 1957
0	Florida	Nov. 23, 1957
0	Georgia	Nov. 30, 1957
0	Virginia Tech	Nov. 16, 2019
0	Georgia	Nov. 27, 2021
0	N. Carolina	Sept. 17, 2022
8. 3	11 times	

ROAD GAME

PTS	OPPONENT	DATE
1. 0	16 times, most recently:	
	Florida State	Oct. 18, 1997

VS. UNRANKED OPPONENT

PTS	OPPONENT	DATE
1. 0	Florida	Nov. 23, 1957
0	Georgia	Nov. 30, 1957
0	Kentucky	Sept. 20, 1958
0	SMU	Oct. 25, 1958
0	LSU	Oct. 7, 1961
0	Georgia	Nov. 28, 1964
0	Duke	Nov. 2, 1974
0	South Carolina	Sept. 10, 1977
0	Tennessee	Oct. 13, 1979
0	Auburn	Oct. 16, 1982
0	NC State	Oct. 3, 1987
0	Virginia Tech	Nov. 16, 2019

LARGEST DEFICIT OVERCOME FOR WIN

DEF	OPPONENT	DATE
1. 21 (17-38)	Virginia	Oct. 17, 1998
2. 17 (17-0)	N. Carolina	Nov. 19, 2022
3. 16 (12-28)	Georgia	Nov. 29, 2008
4. 14 (0-14)	Auburn	Oct. 19, 1968
14 (7-21)	Maryland	Oct. 7, 1989
14 (14-28)	Virginia	Nov. 3, 1990
14 (7-21)	Wake Forest	Nov. 13, 1993
14 (7-21)	Louisville	Oct. 9, 2020
9. 13 (0-13)	Tulane	Oct. 24, 1959
13 (6-19)	NC State	Nov. 11, 1995
13 (0-13)	N. Carolina	Oct. 9, 1999
13 (7-20)	N. Carolina	Sept. 21, 2013
13 (14-27)	Georgia	Nov. 26, 2016

LARGEST HALFTIME DEFICIT**OVERCOME, WIN**

DEF	OPPONENT	DATE
1. 16 (12-28)	Georgia	Nov. 29, 2008
2. 14 (14-28)	Virginia	Nov. 3, 1990
14 (17-31)	Virginia	Oct. 17, 1998
4. 10 (7-17)	Wake Forest	Sept. 20, 1997
10 (0-10)	Florida State	Sept. 12, 2020
10 (7-17)	N. Carolina	Nov. 19, 2022
7. 9 (7-16)	Wake Forest	Nov. 4, 1995
8. 8 (7-15)	Clemson	Sept. 27, 1975
8 (13-21)	Wake Forest	Oct. 21, 2017
10. 7	15 times	

LARGEST LEAD SURRENDERED, LOSS

LD	OPPONENT	DATE
1. 21 (21-0)	N. Carolina	Oct. 3, 2015
2. 20 (20-0)	Georgia	Dec. 2, 1978
20 (20-0)	Georgia	Nov. 30, 2013
4. 18 (35-17)	vs. W. Virginia	Jan. 1, 2007
5. 17 (27-10)	Auburn	Oct. 18, 1975
17 (20-3)	N. Carolina	Sept. 19, 1987
17 (24-7)	Virginia	Nov. 6, 1999
17 (36-19)	Miami	Sept. 22, 2012
9. 15 (15-0)	Alabama	Nov. 12, 1960
15 (24-9)	Duke	Oct. 29, 1977
15 (28-13)	Virginia	Nov. 4, 2017



LARGEST HALFTIME LEAD

SURRENDERED, LOSS		
LD	OPPONENT	DATE
1. 17 (20-3)	N. Carolina	Sept. 19, 1987
2. 15 (15-0)	Alabama	Nov. 12, 1960
3. 14 (14-0)	Georgia	Nov. 23, 1995
4. 13 (20-7)	Georgia	Dec. 2, 1978
13 (13-0)	NC State	Sept. 21, 2000
13 (20-7)	Virginia	Nov. 10, 2001
13 (20-7)	Georgia	Nov. 30, 2013
8. 11 (21-10)	N. Carolina	Oct. 1, 1983
11 (14-3)	vs. LSU	Dec. 29, 2000
11 (28-17)	vs. W. Virginia	Jan. 1, 2007

LARGEST FIRST-QUARTER LEAD

LD	OPPONENT	DATE
1. 34 (34-0)	Alcorn State	Sept. 3, 2015
2. 28 (28-0)	Samford	Sept. 8, 2007
28 (28-0)	W. Carolina	Sept. 1, 2011
28 (28-0)	Elon	Aug. 31, 2013
28 (28-0)	Pittsburgh	Oct. 25, 2014
6. 24 (24-0)	Alabama A&M	Nov. 23, 2013
7. 21	11 times	

LARGEST HALFTIME LEAD

LD	OPPONENT	DATE
1. 52 (52-0)	Alabama A&M	Nov. 23, 2013
2. 48 (48-0)	Alcorn State	Sept. 3, 2015
3. 45 (45-0)	Samford	Sept. 8, 2007
4. 42 (42-0)	Navy	Sept. 8, 2001
42 (42-0)	Elon	Aug. 31, 2013
6. 38 (38-0)	Duke	Sept. 26, 1996
7. 31 (34-3)	The Citadel	Sept. 22, 1984
31 (31-0)	S. Carolina	Oct. 15, 1988
31 (31-0)	Vanderbilt	Aug. 31, 2002
10. 30 (30-0)	Furman	Sept. 11, 1993

LARGEST MARGIN OF VICTORY,

MODERN ERA

MAR	OPPONENT	DATE
1. 70 (70-0)	Elon	Aug. 31, 2013
2. 63 (70-7)	Navy	Sept. 8, 2001
63 (69-6)	Alcorn State	Sept. 3, 2015
4. 59 (66-7)	Alabama A&M	Nov. 23, 2013
5. 56 (59-3)	Presbyterian	Sept. 8, 2012
56 (56-0)	Syracuse	Oct. 19, 2013
7. 55 (69-14)	Samford	Sept. 8, 2007
55 (65-10)	Tulane	Sept. 3, 2015
9. 53 (53-0)	Davidson	Sept. 19, 1953
10. 48 (54-6)	The Citadel	Sept. 20, 1952

LARGEST MARGIN OF VICTORY,

HISTORIC

MAR	OPPONENT	DATE
1. 222 (222-0)	Cumberland	Oct. 7, 1916
2. 128 (128-0)	NC State	Nov. 10, 1918
3. 123 (123-0)	11th Cavalry	Oct. 19, 1918
4. 118 (118-0)	Furman	Oct. 12, 1918
5. 105 (105-0)	Mercer	Oct. 10, 1914

LARGEST MARGIN OF VICTORY,

ACC GAME

MAR	OPPONENT	DATE
1. 56 (56-0)	Syracuse	Oct. 19, 2013
2. 39 (49-10)	Duke	Nov. 14, 2009
3. 38 (45-7)	Wake Forest	Nov. 13, 1982
38 (59-21)	NC State	Oct. 11, 1986
38 (38-0)	Maryland	Oct. 9, 1993

LARGEST MARGIN OF VICTORY,

POSTSEASON GAME

MAR	OPPONENT	DATE
1. 42 (52-10)	Tulsa	Jan. 4, 2004
2. 37 (51-14)	Syracuse	Dec. 21, 2004
3. 24 (45-21)	Nebraska	Jan. 1, 1991
4. 15 (49-34)	Miss. State	Dec. 31, 2014
15 (33-18)	Kentucky	Dec. 31, 2016

LARGEST MARGIN OF DEFEAT,

MODERN ERA

MAR	OPPONENT	DATE
1. 66 (7-73)	Clemson	Oct. 17, 2020
2. 55 (14-69)	Notre Dame	Nov. 5, 1977
3. 55 (0-55)	Notre Dame	Nov. 20, 2021
4. 51 (0-51)	Florida State	Oct. 2, 1993
5. 46 (3-49)	Florida State	Nov. 2, 1996

LARGEST MARGIN OF DEFEAT, HISTORIC

MAR	OPPONENT	DATE
1. 94 (0-94)	Auburn	Nov. 17, 1894
2. 73 (0-73)	Clemson	Oct. 17, 1903
3. 63 (0-63)	Auburn	Oct. 14, 1899

LARGEST MARGIN OF DEFEAT,

ACC GAME

MAR	OPPONENT	DATE
1. 66 (7-73)	Clemson	Oct. 17, 2020
2. 51 (0-51)	Florida State	Oct. 2, 1993
3. 46 (3-49)	Florida State	Nov. 2, 1996
4. 45 (0-45)	Virginia Tech	Nov. 16, 2019
5. 44 (7-51)	Virginia Tech	Sept. 24, 2005

LARGEST MARGIN OF DEFEAT,

POSTSEASON GAME

MAR	OPPONENT	DATE
1. 35 (3-38)	LSU	Dec. 31, 2008
2. 28 (10-38)	Utah	Dec. 29, 2005
3. 24 (34-10)	Minnesota	Dec. 26, 2018
4. 20 (21-41)	Purdue	Dec. 25, 1978
5. 15 (15-30)	Penn State	Dec. 30, 1961
15 (12-27)	Florida	Jan. 2, 1967
15 (13-28)	Miami	Jan. 1, 2000

MOST POINTS, LOSS

PTS	OPPONENT	DATE
1. 44 (47)	Clemson (OT)	Sept. 29, 2001
2. 43 (48)	North Carolina	Oct. 18, 2014
3. 41 (42)	Tennessee (2OT)	Sept. 4, 2017
4. 40 (48)	Virginia	Oct. 23, 2021
5. 38 (45)	Virginia	Nov. 6, 1999
38 (39)	Virginia	Nov. 10, 2001
38 (49)	South Florida	Sept. 8, 2018
8. 36 (42)	Miami (OT)	Sept. 22, 2012
36 (40)	Virginia	Nov. 4, 2017
10. 35 (41)	Florida State	Sept. 11, 1999
35 (38)	West Virginia	Jan. 1, 2007
35 (37)	Florida State	Dec. 6, 2014

TOUCHDOWNS

MOST TOUCHDOWNS SCORED, GAME

TD	OPPONENT	DATE
1. 10	Navy	Sept. 8, 2001
10	Elon	Aug. 31, 2013
10	Alcorn State	Sept. 3, 2015
4. 9	Wake Forest	Nov. 21, 1998
9	Samford	Sept. 8, 2007
9	W. Carolina	Sept. 1, 2011
9	Kansas	Sept. 17, 2011
9	North Carolina	Nov. 10, 2012
9	Alabama A&M	Nov. 23, 2013
9	Tulane	Sept. 3, 2015
9	Louisville	Oct. 5, 2018

MOST TOUCHDOWNS SCORED, QUARTER

TD	OPPONENT	DATE
1. 5 (1st)	Alcorn State	Sept. 3, 2015
2. 4 (4th)	Texas A&M	Sept. 17, 1966
4 (4th)	Georgia	Nov. 27, 1975
4 (4th)	Chattanooga	Nov. 9, 1985
4 (2nd)	NC State	Oct. 10, 1998
4 (2nd)	Vanderbilt	Aug. 31, 2002
4 (3rd)	Duke	Oct. 15, 2005
4 (1st)	Samford	Sept. 8, 2007
4 (1st)	W. Carolina	Sept. 1, 2011
4 (3rd)	Kansas	Sept. 17, 2011
4 (3rd)	North Carolina	Nov. 10, 2012
4 (1st)	Elon	Aug. 31, 2013
4 (2nd)	Alabama A&M	Nov. 23, 2013
4 (1st)	Pittsburgh	Oct. 25, 2014
4 (2nd)	Duke	Oct. 12, 2019

MOST TOUCHDOWNS SCORED, HALF

TD	OPPONENT	DATE
1. 7 (1st)	Alabama A&M	Nov. 23, 2013
7 (1st)	Alcorn State	Sept. 3, 2015
3. 6 (1st)	Elon	Aug. 31, 2013
6 (2nd)	Kansas	Sept. 17, 2011
6 (1st)	W. Carolina	Sept. 1, 2011
6 (1st)	Samford	Sept. 8, 2007
6 (2nd)	Tulsa	Jan. 4, 2004
6 (1st)	Navy	Sept. 8, 2001
9. 5	19 times, most recently:	
(2nd)	Louisville	Oct. 9, 2020

FEWEST TOUCHDOWNS SCORED

TD	OPPONENT	DATE
1. 0	Several times, most recently:	
	vs. Ole Miss	Sept. 17, 2022

MOST RUSHING TOUCHDOWNS, GAME

TD	OPPONENT	DATE
1.	9	Samford Sept. 8, 2007
	9	Alcorn State Sept. 3, 2015
3.	8	Alabama A&M Nov. 23, 2013
	8	Louisville Oct. 5, 2018
5.	7	Wake Forest Nov. 12, 1983
	7	vs. Tulsa Jan. 4, 2004
	7	Kansas Sept. 17, 2011
	7	Virginia Sept. 15, 2012
	7	North Carolina Nov. 10, 2012
	7	Syracuse Oct. 19, 2013
	7	Pittsburgh Oct. 25, 2014
	7	Virginia Tech Oct. 25, 2018

MOST PASSING TOUCHDOWNS, GAME

TD	OPPONENT	DATE
1.	5	Rice Sept. 30, 1972
	5	Clemson Nov. 13, 1999
	5	Duke Nov. 18, 2006
4.	4	Maryland Oct. 7, 1989
	4	Georgia Dec. 1, 1990
	4	Notre Dame Jan. 1, 1999
	4	Florida State Sept. 11, 1999
	4	Georgia (OT) Nov. 27, 1999
	4	Wake Forest Oct. 14, 2000
	4	North Carolina Nov. 15, 2003
	4	Clemson Sept. 11, 2004
	4	NC State Nov. 4, 2006
	4	Duke Sept. 14, 2013
	4	Kennesaw St. Sept. 11, 2021

MOST DEFENSIVE TOUCHDOWNS, GAME

TD	OPPONENT	DATE
1.	2	FR/BPR Tulane Oct. 28, 1961
	2	IR/IR Tulane Oct. 22, 1966
	2	FR/IR Tulane Oct. 24, 1970
	2	FR/IR Wake Forest Nov. 17, 1990
	2	FR/IR Duke Sept. 26, 1996
	2	BPR/FR NC State Oct. 10, 1998
	2	IR/IR Samford Sept. 9, 2006
	2	IR/IR Elon Aug. 31, 2013
	2	IR/FR NC State Nov. 8, 2014

MOST NON-OFFENSIVE TOUCHDOWNS, GAME

TD	OPPONENT	DATE
1.	2	FR/BPR Tulane Oct. 28, 1961
	2	PR/PR Navy Oct. 23, 1965
	2	IR/PR Vanderbilt Sept. 24, 1966
	2	IR/IR Tulane Oct. 22, 1966
	2	BPR/PR Duke Oct. 29, 1966
	2	FR/IR Tulane Oct. 24, 1970
	2	IR/PR The Citadel Sept. 30, 1978
	2	FR/IR Wake Forest Nov. 17, 1990
	2	FR/IR Duke Sept. 26, 1996
	2	BPR/FR NC State Oct. 10, 1998
	2	PR/FR Virginia Oct. 17, 1998
	2	KR/FR Maryland Oct. 31, 1998
	2	FR/PR Wake Forest Nov. 21, 1998
	2	FR/FR Navy Sept. 8, 2001
	2	IR/IR Samford Sept. 9, 2006
	2	IR/KR BYU Oct. 27, 2012
	2	IR/IR Elon Aug. 31, 2013
	2	IR/FR NC State Nov. 8, 2014

MOST FIELD GOALS MADE, GAME

FG	OPPONENT	DATE
1.	5	The Citadel Sept. 18, 1982
2.	4	Navy Nov. 17, 1973
	4	Florida State Oct. 17, 1992
	4	Clemson (OT) Sept. 29, 2001
	4	Notre Dame Sept. 1, 2007
	4	Clemson Dec. 5, 2009
	4	Kentucky Dec. 31, 2016
	4	Virginia Nov. 17, 2018
	4	Pitt Oct. 1, 2022
10.	3	38 times, most recently: Virginia Tech Nov. 5, 2022

MOST FIELD GOALS MADE, QUARTER

FG	OPPONENT	DATE
1.	3 (3rd)	The Citadel Sept. 18, 1982
	3 (2nd)	NC State Oct. 4, 2003
3.	2	56 times

MOST FIELD GOALS MADE, HALF

FG	OPPONENT	DATE
1.	4 (2nd)	The Citadel Sept. 18, 1982
2.	3 (1st)	Rice Sept. 24, 1960
	3 (1st)	Clemson Oct. 14, 1989
	3 (1st)	Clemson Oct. 28, 2000
	3 (1st)	Virginia Oct. 26, 2002
	3 (1st)	NC State Oct. 4, 2003
	3 (1st)	Notre Dame Sept. 1, 2007
	3 (1st)	Clemson Dec. 5, 2009
	3 (2nd)	Virginia Nov. 17, 2018

MOST FIELD GOALS MADE, WITHOUT MISS

FG	OPPONENT	DATE
1.	5	The Citadel Sept. 18, 1982
2.	4	Navy Nov. 17, 1973
	4	Kentucky Dec. 31, 2016
	4	Virginia Nov. 17, 2018
	4	Pitt Oct. 1, 2022

MOST FIELD GOALS MISSED, GAME

FG	OPPONENT	DATE
1.	5	NC State Oct. 20, 2001
2.	4	Duke Nov. 1, 1958
	4	Maryland Oct. 31, 1998
4.	3	16 times

MOST FIELD GOALS MISSED, HALF

FG	OPPONENT	DATE
1.	3 (2nd)	Georgia Nov. 29, 1969
	3 (1st)	Duke Oct. 30, 1982
	3 (2nd)	NC State Oct. 20, 2001
4.	2	44 times, most recently: 1st Florida State Sept. 12, 2020

MOST FIELD GOALS ATTEMPTED, GAME

FG	OPPONENT	DATE
1.	7	NC State Oct. 20, 2001
2.	6	Navy Nov. 18, 1972
3.	5	Duke Nov. 1, 1958
	5	VMI Nov. 10, 1973
	5	The Citadel Sept. 18, 1982
	5	Clemson Sept. 25, 1993
	5	Wake Forest Sept. 14, 1996
	5	Maryland Oct. 31, 1998
	5	Notre Dame Sept. 1, 2007
	5	vs. Utah (OT) Dec. 31, 2011

MOST FIELD GOALS ATTEMPTED, QUARTER

FG	OPPONENT	DATE
1.	3 (4th)	South Carolina Oct. 7, 1978
	3 (3rd)	The Citadel Sept. 18, 1982
	3 (4th)	Wake Forest Sept. 14, 1996
	3 (1st)	Florida State Nov. 2, 1996
	3 (4th)	Notre Dame Sept. 6, 1997
	3 (3rd)	vs. Miami Jan. 1, 2000
	3 (2nd)	North Carolina Nov. 1, 2001
	3 (2nd)	NC State Oct. 4, 2003
	3 (1st)	Notre Dame Sept. 1, 2007

MOST FIELD GOALS ATTEMPTED, HALF

FG	OPPONENT	DATE
1.	4 (2nd)	The Citadel Sept. 18, 1982
	4 (1st)	Clemson Sept. 25, 1993
	4 (2nd)	Wake Forest Sept. 14, 1996
	4 (2nd)	NC State Oct. 20, 2001
	4 (1st)	NC State Oct. 4, 2003
	4 (1st)	Notre Dame Sept. 1, 2007
7.	3	30 times

MOST PATs MADE

PAT	OPPONENT	DATE
1.	10	Navy Sept. 8, 2001
	10	Elon Aug. 31, 2013
3.	9	Wake Forest Nov. 21, 1998
	9	Samford Sept. 8, 2007
	9	W. Carolina Sept. 1, 2011
	9	Kansas Sept. 17, 2011
	9	Alabama A&M Nov. 23, 2013
	9	Alcorn State Sept. 3, 2015
	9	Tulane Sept. 12, 2015
	9	Louisville Oct. 5, 2018
11.	8	nine times

MOST PATs ATTEMPTED

PAT	OPPONENT	DATE
1.	10	Navy Sept. 8, 2001
	10	Elon Aug. 31, 2013
	10	Alcorn State Sept. 3, 2015
4.	9	Wake Forest Nov. 21, 1998
	9	Samford Sept. 8, 2007
	9	W. Carolina Sept. 1, 2011
	9	Kansas Sept. 17, 2011
	9	Alabama A&M Nov. 23, 2013
	9	Tulane Sept. 12, 2015
	9	Louisville Oct. 5, 2018
11.	8	nine times

MOST PATs MISSED

PAT	OPPONENT	DATE
1.	3	LSU Oct. 13, 1956
	3	Tennessee Oct. 11, 1958
	3	Duke Oct. 30, 1993
4.	2	six times

TWO-POINT CONVERSIONS ATTEMPTED

2PA (M)	OPPONENT	DATE
1. 4 (1)	Georgia	Nov. 27, 1975
2. 3 (3)	Duke	Nov. 2, 1968
3 (1)	Notre Dame	Nov. 15, 1969
3 (0)	vs. Mississippi	Dec. 30, 1971
3 (0)	Clemson (OT)	Sept. 29, 2001
3 (0)	Virginia	Nov. 10, 2001
3 (2)	Georgia	Nov. 29, 2008
8. 2	21 times	

SAFETIES SCORED

SAF	OPPONENT	DATE
1. 1	Tulane	Oct. 28, 1961
1	vs. Texas Tech	Dec. 31, 1965
1	Florida State	Sept. 19, 1970
1	Florida State	Nov. 13, 1971
1	Navy	Nov. 16, 1974
1	Chattanooga	Nov. 9, 1985
1	Wake Forest	Nov. 18, 1989
1	Boston College	Sept. 14, 1991
1	Georgia	Nov. 30, 1991
1	NC State	Oct. 10, 1998
1	Syracuse	Dec. 21, 2004
1	Boston College	Sept. 6, 2008
1	Tulane	Sept. 12, 2015
1	Virginia	Nov. 17, 2018
1	Clemson	Sept. 18, 2021

SAFETIES ALLOWED

SAF	OPPONENT	DATE
1. 2	South Carolina	Sept. 11, 1971
2. 1	27 times, most recently:	
	Duke	Nov. 28, 2020

LONGEST KICKOFF RETURN FOR TOUCHDOWN

YDS	OPPONENT	DATE
1. 100	Maryland	Oct. 31, 1998
100	North Carolina	Nov. 10, 2012
3. 99	NC State	Oct. 11, 1986
4. 98	Boston College	Nov. 13, 2021
5. 97	Notre Dame	Nov. 5, 1977
97	Auburn	Oct. 21, 1978
97	BYU	Oct. 27, 2012
8. 96	Pittsburgh	Oct. 8, 2016
9. 95	Georgia	Nov. 30, 1985
10. 93	Tennessee	Nov. 5, 1960
93	Tulane	Oct. 27, 1962

MOST PUNT RETURNS FOR TOUCHDOWN

PR	OPPONENT	DATE
1. 2	Navy	Oct. 23, 1965
2. 1	20 times	

LONGEST PUNT RETURN FOR TOUCHDOWN

YDS	OPPONENT	DATE
1. 95	South Carolina	Sept. 16, 1972
2. 87	Auburn	Oct. 20, 1956
3. 86	Navy	Oct. 23, 1965
4. 85	Clemson	Sept. 10, 2009
5. 80	Virginia	Nov. 22, 2003
6. 78	Vanderbilt	Sept. 18, 1965
7. 77	Navy	Oct. 23, 1965
8. 75	Auburn	Oct. 20, 1962
9. 74	Tennessee	Oct. 11, 1958
10. 73	North Carolina	Nov. 15, 2003

LONGEST FUMBLE RETURN FOR TOUCHDOWN

YDS	OPPONENT	DATE
1. 93	Notre Dame	Oct. 31, 2020
2. 90	Wake Forest	Nov. 21, 1998
3. 70	Kennesaw St.	Sept. 11, 2021
4. 60	Duke	Sept. 26, 1996
5. 54	Duke	Oct. 3, 1998
6. 43	NC State	Nov. 8, 2014
7. 42	North Carolina	Sept. 26, 1998
8. 40	Miss. State	Oct. 3, 2009
40	Miami (Fla.)	Nov. 6, 2021
10. 38	Virginia Tech	Sept. 30, 2006
38	Kentucky	Dec. 31, 2016

MOST BLOCKED KICKS

BLK	OPPONENT	DATE
1. 2 P/PAT	Tulane	Oct. 26, 1957
2 P/PAT	Rice	Sept. 24, 1960
2 P/P	Tulane	Oct. 28, 1961
2 PAT/PAT	Notre Dame	Nov. 18, 1967
2 FG/FG	Auburn	Oct. 18, 1969
2 FG/FG	Georgia	Nov. 27, 1975
2 FG/FG	Boston College	Sept. 14, 1991
2 P/P	Connecticut	Nov. 13, 2004
2 FG/PAT	vs. Mississippi	Dec. 30, 2013

TOTAL OFFENSE
MOST FIRST DOWNS

FD	OPPONENT	DATE
1. 35	Virginia Tech	Oct. 25, 2018
3. 34	Virginia	Nov. 9, 2000
4. 33	Tennessee	Sept. 4, 2017
5. 32	Georgia	Nov. 27, 2014
32	Georgia	Nov. 29, 2010
7. 31	The Citadel	Sept. 22, 1984
31	Clemson	Oct. 28, 2000
9. 30	NC State	Oct. 11, 1986
30	NC State	Oct. 30, 1999
30	Boston Coll.	Oct. 20, 2012
30	NC State	Nov. 8, 2014

MOST FIRST DOWNS BY RUSHING

FD	OPPONENT	DATE
1. 31	Virginia Tech	Oct. 25, 2018
2. 29	Tennessee	Sept. 4, 2017
3. 27	Georgia	Nov. 29, 2014
4. 26	VMI	Oct. 11, 1975
26	Georgia	Nov. 27, 2010
6. 25	S. Carolina	Sept. 14, 1974
25	Virginia	Oct. 2, 1976
8. 24	Middle Tenn.	Sept. 10, 2011
24	Boston Coll.	Oct. 20, 2012
24	NC State	Nov. 8, 2014
11. 23	Texas Tech	Dec. 31, 1965
23	Auburn	Oct. 18, 1975
23	Clemson	Dec. 5, 2009
23	Virginia	Oct. 9, 2010
23	Pittsburgh	Oct. 25, 2014

MOST FIRST DOWNS BY PASSING

FD	OPPONENT	DATE
1. 22	Clemson	Oct. 28, 2000
22	Virginia	Nov. 10, 2001
3. 18	Duke	Oct. 16, 1999
4. 17	Rice	Sept. 30, 1972
17	Virginia	Oct. 15, 1994
6. 16	Maryland	Oct. 22, 1994
16	Maryland	Nov. 9, 2000
16	Maryland	Oct. 17, 2002
16	Virginia	Oct. 26, 2002
16	NC State	Oct. 4, 2003
16	NC State	Oct. 6, 2005

MOST FIRST DOWNS BY PENALTY

FD	OPPONENT	DATE
1. 5	Duke	Nov. 16, 2002
5	S.C. State	Sept. 4, 2010
5	Virginia Tech	Nov. 12, 2015
5	Boston College	Oct. 24, 2020
4. 4	24 times, most recently:	
	Virginia Tech	Oct. 25, 2018

FEWEST FIRST DOWNS

FD	OPPONENT	DATE
1. 4	Vanderbilt	Sept. 18, 1965
2. 5	Georgia	Nov. 28, 1964
3. 6	Rice	Sept. 24, 1960
6	Alabama	Nov. 18, 1961
6	Notre Dame	Nov. 14, 1970
6	North Carolina	Oct. 4, 1980
6	Virginia Tech	Sept. 24, 2005
8. 7	Florida	Nov. 23, 1957
7	Kentucky	Sept. 19, 1959
7	Duke	Oct. 29, 1960
7	Auburn	Oct. 21, 1967
7	Notre Dame	Nov. 8, 1975
7	Georgia	Nov. 30, 2019
7	Clemson	Oct. 17, 2020

FEWEST FIRST DOWNS BY RUSHING

FD	OPPONENT	DATE
1. 0	Miami	Sept. 28, 1968
0	North Carolina	Oct. 4, 1980
0	Arizona	Sept. 1, 1994
4. 1	Florida State	Nov. 5, 1994
1	Virginia	Oct. 5, 1996
6. 2	Alabama	Nov. 18, 1961
2	Notre Dame	Nov. 16, 1968
2	Notre Dame	Nov. 14, 1970
2	Georgia	Nov. 24, 1979
2	Clemson	Sept. 26, 1987
2	Virginia	Oct. 15, 1994
2	Virginia Tech	Sept. 24, 2005

FEWEST FIRST DOWNS BY PASSING

FD	OPPONENT	DATE
1. 0	17 times, most recently:	
	S.C. State	Sept. 4, 2010

BIGGEST FIRST-DOWN MARGIN

MAR	OPP	DATE
1. 22 (28-6)	Texas A&M	Sept. 17, 1966
2. 21 (26-5)	Tulane	Oct. 27, 1956
2. 21 (31-10)	The Citadel	Sept. 22, 1984
4. 19 (29-10)	Wake Forest	Sept. 14, 1996
19 (34-15)	Virginia	Nov. 9, 2000
19 (35-16)	Virginia Tech	Oct. 25, 2018
7. 18 (29-11)	Virginia	Oct. 2, 1976
8. 17 (22-5)	Miami	Sept. 26, 1964
17 (26-9)	Navy	Nov. 7, 1970
17 (27-10)	VMI	Oct. 11, 1975
17 (23-6)	Connecticut	Sept. 17, 2005

MOST OFFENSIVE PLAYS

PL	OPPONENT	DATE
1. 97	South Carolina	Sept. 12, 1970
97	Clemson	Oct. 28, 2000
3. 96	Tennessee	Sept. 4, 2017
4. 94	Tennessee	Oct. 12, 1968
94	Virginia	Nov. 9, 2000
6. 92	Rice	Sept. 30, 1972
92	Virginia	Oct. 2, 1976
92	Virginia	Oct. 13, 1984
92	Maryland	Oct. 22, 1994
92	Georgia	Nov. 27, 2010

FEWEST RUSHING YARDS

YDS	OPPONENT	DATE
1. -42	Notre Dame	Nov. 16, 1968
2. -3	Navy	Nov. 9, 1968
3. 2	Georgia	Nov. 30, 1968
4. 5	Florida State	Nov. 5, 1994
5. 12	Purdue	Dec. 25, 1978
6. 13	Navy	Oct. 9, 1964
7. 19	Virginia	Oct. 15, 1994
8. 20	Arizona	Sept. 1, 1994
9. 24	Georgia	Nov. 27, 2004
10. 27	Georgia	Dec. 2, 1972

MOST TOTAL OFFENSE YARDS, GAME

YDS	OPPONENT	DATE
1. 768	Kansas	Sept. 17, 2011
2. 712	Presbyterian	Sept. 8, 2012
3. 662	W. Carolina	Sept. 1, 2011
4. 655	Tennessee	Sept. 4, 2017
5. 627	Virginia	Nov. 9, 2000
6. 623	The Citadel	Sept. 22, 1984
7. 612	Pittsburgh	Oct. 25, 2014
8. 611	North Carolina	Oct. 18, 2014
9. 610	Maryland	Oct. 9, 1993
10. 605	Duke	Oct. 29, 2016
11. 600	VMI	Oct. 11, 1975

FEWEST OFFENSIVE PLAYS

PL	OPPONENT	DATE
1. 38	Duke	Oct. 29, 1960
2. 41	Vanderbilt	Sept. 18, 1965
41	Virginia	Nov. 19, 2016
4. 42	Rice	Sept. 24, 1960
5. 43	Georgia	Nov. 28, 1964
6. 44	Florida	Nov. 23, 1957
44	Auburn	Oct. 18, 1958
44	Kentucky	Sept. 19, 1959
44	Tennessee	Oct. 10, 1959
44	Georgia	Nov. 27, 1975

MOST RUSHING ATTEMPTS

ATT	OPPONENT	DATE
1. 86	Virginia	Oct. 2, 1976
86	Tennessee	Sept. 4, 2017
3. 82	VMI	Oct. 11, 1975
4. 79	vs. Texas Tech	Dec. 31, 1965
79	Auburn	Oct. 18, 1975
6. 77	Georgia	Nov. 27, 2010
7. 76	Boston Coll.	Oct. 20, 2012
8. 75	Tulane	Oct. 25, 1975
9. 74	Virginia	Oct. 9, 2010
10. 72	Georgia	Nov. 30, 1974
72	Miami	Sept. 20, 1975
72	Duke	Nov. 17, 2012

MOST TOTAL OFFENSE YARDS, HALF

YDS	OPPONENT	DATE
1. 431 (2nd)	Kansas	Sept. 17, 2011
2. 418 (2nd)	Maryland	Oct. 9, 1993
3. 407 (1st)	Boston Coll.	Oct. 20, 2012
4. 398 (1st)	The Citadel	Sept. 22, 1984
5. 394 (1st)	W. Carolina	Sept. 1, 2011
6. 390 (2nd)	Air Force	Nov. 11, 1978
7. 386 (1st)	Virginia	Sept. 15, 2012
8. 373 (1st)	Maryland	Nov. 18, 2000
9. 369 (1st)	Wake Forest	Oct. 14, 2000
10. 364 (2nd)	Tennessee	Sept. 4, 2017

HIGHEST AVERAGE PER PLAY

AVG	OPPONENT	DATE
1. 13.5	Kansas	Sept. 17, 2011
2. 10.3	W. Carolina	Sept. 1, 2011
3. 9.9	Presbyterian	Sept. 8, 2012
9.9	Duke	Oct. 29, 2016
5. 9.7	Alcorn State	Sept. 3, 2015
6. 9.6	Virginia	Sept. 15, 2012
7. 9.5	Air Force	Nov. 11, 1978
8. 9.1	Elon	Aug. 31, 2013
9. 8.8	Pittsburgh	Oct. 17, 2015
10. 8.7	Tulane	Sept. 12, 2015

FEWEST RUSHING ATTEMPTS

ATT	OPPONENT	DATE
1. 19	Arizona	Sept. 1, 1994
19	N. Carolina	Oct. 8, 1994
3. 20	Alabama	Sept. 8, 1979
20	Georgia	Nov. 24, 1979
5. 21	Wake Forest	Oct. 5, 2002
6. 22	Georgia	Nov. 30, 2002
7. 23	BYU	Aug. 28, 2003
8. 24	Duke	Oct. 31, 1987
24	S. Carolina	Sept. 23, 1989
10. 25	Alabama	Nov. 18, 1961
25	Virginia Tech	Sept. 24, 2005

FEWEST TOTAL OFFENSE YARDS, GAME

YDS	OPPONENT	DATE
1. 96	Alabama	Nov. 18, 1961
2. 97	Rice	Sept. 24, 1960
3. 110	Florida State	Oct. 2, 1993
4. 112	Auburn	Oct. 18, 1958
5. 115	Duke	Oct. 31, 1959
6. 116	North Carolina	Oct. 4, 1980
7. 119	Notre Dame	Nov. 16, 1968
8. 122	Vanderbilt	Sept. 18, 1965
9. 124	Clemson	Sept. 22, 2016
10. 125	Duke	Oct. 29, 1960
125	Notre Dame	Nov. 5, 1977

LOWEST AVERAGE PER PLAY

AVG	OPPONENT	DATE
1. 2.1	Alabama	Nov. 18, 1961
2.1	Notre Dame	Nov. 8, 1980
3. 2.2	Tennessee	Oct. 8, 1966
2.2	Tennessee	Oct. 9, 1971
2.2	Florida State	Oct. 2, 1993
6. 2.3	Duke	Oct. 31, 1959
2.3	Rice	Sept. 24, 1960
2.3	Notre Dame	Nov. 16, 1968
2.3	North Carolina	Oct. 4, 1980
2.3	Auburn	Oct. 16, 1982

HIGHEST AVERAGE PER RUSH

AVG	OPPONENT	DATE
1. 12.1	Kansas	Sept. 17, 2011
2. 11.3	Air Force	Nov. 11, 1978
3. 9.4	Pittsburgh	Oct. 17, 2015
4. 9.2	Virginia	Sept. 15, 2012
9.2	Alcorn State	Sept. 3, 2015
6. 8.6	Maryland	Oct. 9, 1993
7. 8.4	Miami	Nov. 20, 2008
8. 8.3	Louisville	Oct. 5, 2018
9. 8.2	Alabama A&M	Nov. 23, 2013
10. 8.1	Miss. State	Sept. 20, 2008
8.1	Presbyterian	Sept. 8, 2012

RUSHING**FEWEST TOTAL OFFENSE YARDS, HALF**

YDS	OPPONENT	DATE
1. -3 (2nd)	Navy	Oct. 23, 1965
0 (2nd)	Miami	Sept. 28, 1968
3. 10 (2nd)	Notre Dame	Nov. 8, 1980
4. 18 (2nd)	Alabama	Nov. 17, 1962
18 (1st)	Duke	Nov. 1, 1980
6. 20 (1st)	Notre Dame	Nov. 14, 1970
7. 21 (2nd)	Tulane	Oct. 28, 1961
21 (2nd)	Florida State	Oct. 2, 1993
9. 22 (1st)	Clemson	Sept. 22, 2016
10. 23 (1st)	Tennessee	Oct. 11, 1969

MOST RUSHING YARDS

YDS	OPPONENT	DATE
1. 604	Kansas	Sept. 17, 2011
2. 558	VMI	Oct. 11, 1975
3. 542	Louisville	Oct. 5, 2018
4. 535	Tennessee	Sept. 4, 2017
5. 518	Tulane	Oct. 22, 1977
6. 510	Air Force	Nov. 11, 1978
7. 487	South Carolina	Sept. 14, 1974
8. 479	NC State	Nov. 8, 2014
9. 477	Virginia	Oct. 9, 2010
10. 476	Alcorn State	Sept. 3, 2015



LOWEST AVERAGE PER RUSH

AVG	OPPONENT	DATE
1. -1.3	Notre Dame	Nov. 16, 1968
2. -0.1	Navy	Nov. 9, 1968
3. 0.1	Georgia	Nov. 30, 1968
4. 0.2	Florida State	Nov. 5, 1994
5. 0.3	Navy	Oct. 9, 1964
6. 0.4	Purdue	Dec. 25, 1978
7. 0.6	Georgia	Dec. 2, 1972
0.6	Virginia	Oct. 15, 1994
9. 0.7	Georgia	Nov. 27, 2004
10. 0.9	Miami	Sept. 28, 1968
0.9	Notre Dame	Nov. 14, 1970
0.9	North Carolina	Oct. 30, 1997

MOST PASS ATTEMPTS

ATT	OPPONENT	DATE
1. 63	Tennessee	Oct. 12, 1968
2. 57	Clemson	Oct. 28, 2000
3. 55	Virginia	Nov. 10, 2001
4. 53	Maryland	Oct. 17, 2002
53	NC State	Oct. 6, 2005
6. 52	Navy	Nov. 9, 1968
7. 50	Virginia	Sept. 19, 1992
50	Florida State	Nov. 5, 1994
50	Maryland	Oct. 22, 1994
10. 49	Georgia	Dec. 5, 1981
49	Duke	Oct. 31, 1987

HIGHEST COMPLETION PERCENTAGE

NO MINIMUM

PCT	OPPONENT	DATE
1. 1.000 (3-3)	vs. Pittsburgh	Dec. 29, 1956
1.000 (1-1)	Georgia	Nov. 30, 1974
1.000 (2-2)	Clemson	Sept. 27, 1975
1.000 (1-1)	Air Force	Oct. 1, 1977
5. .880 (22-25)	Florida State	Sept. 11, 1999
6. .857 (6-7)	Tulane	Oct. 26, 1974
7. .833 (10-12)	Samford	Sept. 8, 2007
.833 (5-6)	Duke	Oct. 31, 1964
9. .808 (21-26)	Virginia	Nov. 8, 1997
10. .800	Seven times, most recently:	
(4-5)	Alcorn State	Sept. 3, 2015

PASSING

MOST PASS COMPLETIONS

CMP	OPPONENT	DATE
1. 39	Virginia	Nov. 10, 2001
2. 35	Clemson	Oct. 28, 2000
3. 30	Maryland	Oct. 17, 2002
4. 29	Virginia	Nov. 9, 2000
5. 28	Wake Forest	Nov. 12, 1988
28	Virginia	Sept. 19, 1992
7. 27	Navy	Nov. 9, 1968
27	Georgia	Nov. 29, 1980
27	Georgia	Dec. 5, 1981
27	Maryland	Oct. 22, 1994
27	Duke	Nov. 8, 2003

MOST PASS COMPLETIONS WITHOUT INTERCEPTION

CMP	OPPONENT	DATE
1. 35	Clemson	Oct. 28, 2000
2. 30	Maryland	Oct. 17, 2002
3. 29	Virginia	Nov. 9, 2000
4. 26	Virginia	Oct. 26, 2002
5. 25	North Carolina	Sept. 10, 2005
6. 24	NC State	Oct. 23, 1993
24	North Carolina	Oct. 8, 1994
24	NC State	Oct. 20, 2001
24	NC State	Oct. 4, 2003
24	Duke	Oct. 8, 2022

FEWEST PASS COMPLETIONS

CMP	OPPONENT	DATE
1. 0	Florida	Nov. 24, 1956
0	Tennessee	Nov. 5, 1960
0	Georgia	Dec. 2, 1961
0	Michigan State	Sept. 18, 1971
0	Notre Dame	Nov. 8, 1975
0	South Carolina	Sept. 11, 1976
0	Notre Dame	Nov. 6, 1976
0	Miami	Sept. 17, 1977
0	Tennessee	Oct. 8, 1977
0	Duke	Oct. 29, 1977
0	Georgia	Nov. 26, 1977
0	Virginia Tech	Oct. 25, 2018

FEWEST PASS ATTEMPTS

ATT	OPPONENT	DATE
1. 0	Notre Dame	Nov. 6, 1976
0	Tennessee	Oct. 8, 1977
3. 1	Tennessee	Nov. 5, 1960
1	Georgia	Nov. 30, 1974
1	Miami	Sept. 17, 1977
1	Air Force	Oct. 1, 1977
1	Georgia	Nov. 26, 1977
1	Virginia Tech	Oct. 25, 2018
9. 2	Clemson	Sept. 27, 1975
2	Duke	Oct. 29, 1977
2	Louisville	Oct. 5, 2018

MOST PASSES HAD INTERCEPTED

INT	OPPONENT	DATE
1. 7	Wake Forest	Nov. 21, 1987
2. 6	Fresno State	Dec. 31, 2002
3. 5	Tennessee	Nov. 7, 1964
5	Rice	Sept. 30, 1972
5	Duke	Oct. 30, 1976
5	Virginia Tech	Nov. 1, 2007
7. 4	16 times	

MOST YARDS PASSING

YDS	OPPONENT	DATE
1. 486	Virginia	Nov. 10, 2001
2. 454	Clemson	Oct. 28, 2000
3. 416	Duke	Oct. 31, 1987
4. 387	Maryland	Sept. 30, 1999
387	Florida State	Sept. 11, 1999
6. 373	The Citadel	Sept. 12, 1987
7. 371	Rice	Sept. 30, 1972
8. 365	W. Carolina	Nov. 1, 2011
9. 361	Navy	Sept. 17, 1979
10. 359	Pittsburgh	Oct. 2, 2021

FEWEST YARDS PASSING

YDS	OPPONENT	DATE
1. 0	Florida	Nov. 24, 1956
0	Tennessee	Nov. 5, 1960
0	Georgia	Dec. 2, 1961
0	Michigan St.	Sept. 18, 1971
0	Notre Dame	Nov. 8, 1975
0	S. Carolina	Sept. 11, 1976
0	Notre Dame	Nov. 6, 1976
0	Miami	Sept. 17, 1977
0	Tennessee	Oct. 8, 1977
0	Duke	Oct. 29, 1977
0	Georgia	Nov. 26, 1977
0	Virginia Tech	Oct. 25, 2018

HIGHEST COMPLETION PERCENTAGE

MINIMUM 30 ATTEMPTS

PCT	OPPONENT	DATE
1. .733 (22-30)	Clemson	Nov. 13, 1999
.733 (22-30)	Duke	Nov. 15, 1997

HIGHEST COMPLETION PERCENTAGE

MINIMUM 40 ATTEMPTS

PCT	OPPONENT	DATE
1. .709 (39-55)	Virginia	Nov. 10, 2001

LOWEST COMPLETION PERCENTAGE

NO MINIMUM

PCT	OPPONENT	DATE
1. .000 (0-8)	Florida	Nov. 24, 1956
.000 (0-1)	Tennessee	Nov. 5, 1960
.000 (0-6)	Georgia	Dec. 2, 1961
.000 (0-10)	Michigan St.	Sept. 18, 1971
.000 (0-4)	Notre Dame	Nov. 8, 1975
.000 (0-8)	S. Carolina	Sept. 11, 1976
.000 (0-0)	Notre Dame	Nov. 6, 1976
.000 (0-1)	Miami	Sept. 17, 1977
.000 (0-0)	Tennessee	Oct. 8, 1977
.000 (0-2)	Duke	Oct. 29, 1977
.000 (0-1)	Georgia	Nov. 26, 1977
.000 (0-1)	Virginia Tech	Oct. 25, 2018

LOWEST COMPLETION PERCENTAGE

MINIMUM 20 ATTEMPTS

PCT	OPPONENT	DATE
1. .273 (6-22)	Georgia	Nov. 25, 2006
.273 (6-22)	Tulane	Oct. 28, 1967
.273 (6-22)	Duke	Sept. 26, 2015

LOWEST COMPLETION PERCENTAGE

MINIMUM 30 ATTEMPTS

PCT	OPPONENT	DATE
1. .311 (14-45)	Wake Forest	Nov. 21, 1987
2. .314 (11-35)	Notre Dame	Nov. 18, 1967

HIGHEST AVERAGE PER ATTEMPT

AVG	OPPONENT	DATE
1. 42.0	Air Force	Oct. 1, 1977
2. 23.4	Kansas	Sept. 17, 2011
3. 22.8	W. Carolina	Sept. 1, 2011
4. 21.4	Middle Tenn.	Sept. 10, 2011
5. 19.4	Duke	Nov. 14, 2009
6. 19.0	Miss. State	Oct. 3, 2009
19.0	North Carolina	Sept. 18, 2010
8. 18.6	Tulane	Oct. 26, 1974
18.6	Duke	Oct. 29, 2016
10. 17.6	Syracuse	Oct. 19, 2013
17.6	Wofford	Aug. 30, 2014

LOWEST AVERAGE PER ATTEMPT

AVG	OPPONENT	DATE
1. 0.0 (0-8)	Florida	Nov. 24, 1956
0.0 (0-1)	Tennessee	Nov. 5, 1960
0.0 (0-6)	Georgia	Dec. 2, 1961
0.0 (0-10)	Michigan St.	Sept. 18, 1971
0.0 (0-4)	Notre Dame	Nov. 8, 1975
0.0 (0-8)	S. Carolina	Sept. 11, 1976
0.0 (0-1)	Miami	Sept. 17, 1977
0.0 (0-2)	Duke	Oct. 29, 1977
0.0 (0-1)	Georgia	Nov. 26, 1977
0.0 (0-1)	Virginia Tech	Oct. 25, 2018

HIGHEST AVERAGE PER COMPLETION

AVG	OPPONENT	DATE
1. 70.0 (2)	Virginia Tech	Nov. 11, 2017
2. 51.0 (1)	Virginia Tech	Oct. 17, 2009
3. 45.0 (2)	Duke	Nov. 20, 2010
4. 44.0 (3)	Miami	Sept. 22, 2012
5. 43.0 (1)	Tulane	Oct. 22, 1977
6. 42.0 (1)	Florida State	Oct. 4, 1975
42.0 (1)	Air Force	Oct. 1, 1977
8. 41.0 (4)	Kansas	Sept. 17, 2011
9. 40.0 (3)	Gardner-Webb	Oct. 11, 2008
40.0 (2)	Virginia Tech	Nov. 4, 2010

LOWEST AVERAGE PER COMPLETION

AVG	OPPONENT	DATE
1. 2.7	vs. Tulsa	Jan. 4, 2004
2. 3.0	Pittsburgh	Sept. 21, 1974
3. 4.4	vs. Stanford	Dec. 25, 1991
4. 5.0	Notre Dame	Nov. 18, 1967
5.0	Tulane	Sept. 6, 2014
6. 5.5	Auburn	Oct. 15, 1977
7. 5.6	Florida State	Oct. 2, 1993
8. 5.8	Notre Dame	Nov. 8, 1980
9. 6.0	Georgia	Nov. 30, 1974
6.0	vs. Iowa	Jan. 5, 2010
6.0	S.C. State	Sept. 4, 2010

MOST RECEIVERS TO CATCH PASS

NO	OPPONENT	DATE
1. 12	Georgia	Dec. 5, 1981
2. 11	Auburn	Oct. 18, 1986
11	Chattanooga	Sept. 22, 1990
11	Penn State	Aug. 28, 1991
11	Virginia	Sept. 19, 1992
11	Furman	Sept. 11, 1993
11	Duke	Sept. 24, 1994
11	Virginia	Nov. 9, 2000
9. 10	eight times	

TURNOVERS**MOST FUMBLES**

FUM	OPPONENT	DATE
1. 9	Miami	Nov. 21, 2015
2. 8	SMU	Sept. 28, 1957
8	Kentucky	Sept. 20, 1958
8	Clemson	Oct. 7, 1967
8	Clemson	Sept. 22, 2018
6. 7	Tennessee	Oct. 12, 1968
7	Tennessee	Sept. 9, 1972
7	VMI	Oct. 11, 1975
7	vs. LSU	Dec. 29, 2000
10. 6	17 times	

MOST FUMBLES LOST

FUM	OPPONENT	DATE
1. 6	Tennessee	Oct. 12, 1968
2. 5	Tulane	Oct. 26, 1957
5	Clemson	Oct. 3, 1970
5	Tennessee	Sept. 9, 1972
5	Duke	Oct. 30, 1976
6. 4	18 times	

MOST TURNOVERS

TO	OPPONENT	DATE
1. 10	Duke	Oct. 30, 1976
2. 8	Tennessee	Oct. 12, 1968
8	Clemson	Oct. 3, 1970
8	Tennessee	Sept. 9, 1972
8	Rice	Sept. 30, 1972
8	Wake Forest	Nov. 21, 1987
7. 7	Tennessee	Oct. 11, 1969
7	Notre Dame	Nov. 15, 1969
7	Tennessee	Oct. 10, 1970
7	Fresno State	Dec. 31, 2002

MOST TOTAL PLAYS WITHOUT A**TURNOVER**

PL	OPPONENT	DATE
1. 97	Clemson	Oct. 28, 2000
2. 94	Virginia	Nov. 9, 2000
3. 91	Boston Coll.	Oct. 20, 2012
4. 88	Wake Forest	Sept. 14, 1996
5. 86	Duke	Nov. 17, 2012
6. 83	Clemson	Sept. 29, 1973
83	Clemson	Dec. 5, 2009
8. 82	NC State	Oct. 11, 1997
9. 81	four times	

PUNTING**MOST PUNTS**

P	OPPONENT	DATE
1. 13	Georgia	Nov. 30, 2019
2. 12	Clemson	Oct. 7, 1967
12	Notre Dame	Nov. 14, 1970
12	Clemson	Sept. 26, 1987
12	Florida State	Oct. 18, 1997
6. 11	nine times	

FEWEST PUNTS

P	OPPONENT	DATE
1. 0	Maryland	Nov. 22, 1997
0	Virginia	Nov. 9, 2000
0	Florida State	Oct. 10, 2009
0	Georgia	Nov. 28, 2009
0	Clemson	Dec. 5, 2009
0	NC State	Nov. 8, 2014
7. 1	21 times, most recently:	
	Boston College	Nov. 13, 2021

MOST PUNT YARDS

YDS	OPPONENT	DATE
1. 587	Georgia	Nov. 30, 2019
2. 553	Florida State	Oct. 18, 1997
3. 505	Clemson	Sept. 26, 1987
4. 464	Virginia Tech	Sept. 24, 2005
5. 454	Clemson	Oct. 7, 1967
454	Auburn	Oct. 16, 1982
7. 453	Boston Coll.	Sept. 15, 2007
8. 443	Notre Dame	Nov. 14, 1970
9. 440	North Carolina	Oct. 4, 1980
10. 435	Clemson	Oct. 17, 2020

FEWEST PUNT YARDS

YDS	OPPONENT	DATE
1. 0	Maryland	Nov. 22, 1997
0	Virginia	Nov. 9, 2000
0	Florida State	Oct. 10, 2009
0	Georgia	Nov. 28, 2009
0	Clemson	Dec. 5, 2009
0	NC State	Nov. 8, 2014
7. 23	North Carolina	Oct. 3, 2015
8. 26	Virginia	Nov. 8, 1997
9. 33	NC State	Oct. 30, 1999
33	Boston College	Nov. 13, 2021

HIGHEST PUNTING AVERAGE**MINIMUM 2 ATTEMPTS**

AVG	OPPONENT	DATE
1. 55.5	Clemson	Sept. 29, 2001
2. 55.0	Boston Coll.	Oct. 4, 1997
3. 54.5	Duke	Nov. 15, 1997
54.5	Duke	Oct. 16, 1999
5. 52.7	NC State	Oct. 11, 1997
52.7	Northern Ill.	Sept. 4, 2021
7. 52.5	Duke	Sept. 14, 2013
8. 52.2	Virginia	Nov. 19, 2016
9. 52.0	NC State	Oct. 1, 1994
52.0	Middle Tenn.	Sept. 10, 2011

LOWEST PUNTING AVERAGE**MINIMUM 2 ATTEMPTS**

AVG	OPPONENT	DATE
1. 13.4	Auburn	Oct. 19, 1974
2. 19.3	Georgia	Nov. 29, 2003
3. 24.3	Alabama	Nov. 17, 1956
4. 24.5	Alabama A&M	Nov. 23, 2013
5. 25.0	Maryland	Nov. 18, 2000
6. 25.1	Georgia	Nov. 26, 1988
7. 25.6	Army	Sept. 25, 1971
8. 25.8	NC State	Oct. 4, 2003
9. 26.2	Miami	Jan. 1, 2000
10. 27.4	Virginia	Sept. 19, 1992



PUNT RETURNS

MOST PUNT RETURNS

PR	OPPONENT	DATE
1. 9	The Citadel	Sept. 1, 2001
2. 8	Tulane	Oct. 28, 1961
8	Florida	Sept. 29, 1962
8	Duke	Oct. 6, 2001
8	Florida State	Nov. 9, 2002
8	Duke	Nov. 16, 2002
8	Samford	Sept. 9, 2006
8	Samford	Sept. 8, 2007
9. 7	11 times	

MOST PUNT RETURN YARDS

YDS	OPPONENT	DATE
1. 249	Navy	Oct. 23, 1965
2. 197	Duke	Oct. 29, 1966
3. 149	Auburn	Oct. 20, 1962
4. 136	South Carolina	Sept. 16, 1972
5. 134	Florida State	Sept. 19, 1970
6. 120	Tennessee	Oct. 11, 1958
7. 117	Virginia	Oct. 17, 1998
8. 115	Samford	Sept. 8, 2007
9. 111	North Carolina	Nov. 1, 2001
10. 110	Vanderbilt	Aug. 31, 2002

HIGHEST RETURN AVERAGE

MINIMUM 2 RETURNS

AVG	OPPONENT	DATE
1. 68.0	South Carolina	Sept. 16, 1972
2. 60.0	Tennessee	Oct. 11, 1958
3. 49.8	Navy	Oct. 23, 1965
4. 49.7	Auburn	Oct. 20, 1962
5. 42.0	Virginia	Nov. 22, 2003
42.0	Miami	Sept. 22, 2012
7. 37.5	North Carolina	Nov. 15, 2003
8. 36.5	The Citadel	Sept. 30, 1978
36.5	Wake Forest	Nov. 21, 1998
10. 33.7	Duke	Oct. 31, 1992

LOWEST RETURN AVERAGE

MINIMUM 2 RETURNS

AVG	OPPONENT	DATE
1. -14.5	Georgia (OT)	Nov. 27, 1999
2. -4.6	Miami	Nov. 19, 2005
3. -4.0	vs. Air Force	Dec. 27, 2010
4. -3.5	NC State	Oct. 23, 1993
5. -1.5	Auburn	Oct. 18, 1975
-1.5	Vanderbilt	Oct. 31, 2009
7. -1.0	vs. Utah	Dec. 29, 2005
-1.0	Virginia	Sept. 21, 2006
-1.0	Northern Ill.	Sept. 4, 2021
10. -0.5	Florida State	Nov. 13, 1971
-0.5	Duke	Oct. 4, 2008

KICK RETURNS

MOST KICKOFF RETURNS

KR	OPPONENT	DATE
1. 11	Notre Dame	Nov. 5, 1977
2. 9	Georgia	Nov. 30, 2002
9	Clemson	Nov. 14, 2013
4. 8	Duke	Nov. 2, 1968
8	Duke	Oct. 31, 1987
8	Virginia	Nov. 6, 1999
7. 8	Virginia	Nov. 4, 2017
8. 7	19 times	

FEWEST KICKOFF RETURNS

KR	OPPONENT	DATE
1. 0	29 times, most recently: at NC State	Dec. 5, 2020

MOST KICKOFF RETURN YARDS

YDS	OPPONENT	DATE
1. 284 (11)	Notre Dame	Nov. 5, 1977
2. 236 (6)	Duke	Oct. 27, 1990
3. 230 (7)	North Carolina	Nov. 10, 2012
4. 204 (7)	Middle Tenn.	Sept. 29, 2012
5. 193 (7)	Miami	Oct. 14, 2017
6. 184 (6)	Duke	Oct. 28, 1989
7. 182 (6)	BYU	Oct. 27, 2012
8. 178 (7)	Georgia	Nov. 27, 1975
178 (8)	Virginia	Nov. 4, 2017
10. 173 (7)	NC State	Sept. 25, 2010

HIGHEST RETURN AVERAGE

MINIMUM 2 ATTEMPTS

AVG	OPPONENT	DATE
1. 60.5	Tulane	Oct. 26, 1957
2. 57.5	Auburn	Oct. 21, 1978
3. 52.0	Maryland	Oct. 31, 1998
4. 48.5	Tulane	Oct. 27, 1962
5. 47.3	Samford	Sept. 8, 2007
6. 46.5	UCF	Sept. 19, 2020
7. 46.3	Duke	Nov. 14, 2009
8. 45.0	W. Carolina	Nov. 4, 1989
9. 42.8	Clemson	Oct. 13, 1990
10. 39.2	Duke	Oct. 27, 1990
39.2	The Citadel	Sept. 14, 2019

LOWEST RETURN AVERAGE

MINIMUM 2 ATTEMPTS

AVG	OPPONENT	DATE
1. 0.0 (2)	USC	Sept. 22, 1961
2. 3.5 (2)	Jacksonville St.	Aug. 28, 2008
3. 4.5 (2)	Jacksonville St.	Sept. 9, 2017
4. 5.0 (2)	Clemson	Sept. 24, 1983
5. 6.5 (2)	Middle Tenn.	Oct. 16, 2010
6. 7.0 (4)	North Carolina	Oct. 20, 1990
7. 7.5 (2)	Georgia	Dec. 2, 1961
7.5 (2)	N.M. State	Sept. 12, 1998
9. 7.6 (5)	Iowa State	Dec. 18, 1972
10. 7.7 (3)	Georgia	Nov. 30, 1974

DEFENSE

MOST INTERCEPTIONS

INT	OPPONENT	DATE
1. 5	Duke	Nov. 1, 1969
5	Tulane	Oct. 24, 1970
5	VMI	Nov. 10, 1973
5	Chattanooga	Sept. 22, 1990
5. 4	20 times	

MOST INTERCEPTION RETURN YARDS

YDS	OPPONENT	DATE
1. 173 (3)	Elon	Aug. 31, 2013
2. 147 (3)	Clemson	Nov. 15, 2014
3. 139 (3)	Tulane	Oct. 22, 1966
4. 137 (4)	Wake Forest	Nov. 17, 1990
5. 135 (3)	Notre Dame	Nov. 15, 1969
6. 126 (2)	Samford	Sept. 9, 2006
7. 119 (2)	NC State	Nov. 8, 2014
8. 117 (2)	W. Carolina	Sept. 10, 2004
9. 95 (2)	NC State	Sept. 9, 1989
10. 93 (5)	Tulane	Oct. 24, 1970

MOST FUMBLE RETURNS

FR	OPPONENT	DATE
1. 4 (0)	Duke	Nov. 28, 2020
2. 3 (0)	UCF	Oct. 26, 1996
3 (0)	Louisville	Nov. 28, 2020
4. 2 (0)	NC State	Nov. 11, 1995
2 (28)	N.M. State	Sept. 12, 1998
2 (90)	Wake Forest	Nov. 21, 1998
2 (24)	Maryland	Oct. 23, 2003
2 (10)	Miami	Oct. 28, 2006
2 (2)	Alabama A&M	Nov. 23, 2013
2 (19)	Florida State	Sept. 12, 2020
2 (60)	North Carolina	Sept. 25, 2021

MOST FUMBLE RETURN YARDS

YDS	OPPONENT	DATE
1. 90 (2)	Wake Forest	Nov. 21, 1998
2. 70 (1)	Kennesaw St.	Sept. 11, 2021
3. 60 (1)	Duke	Sept. 26, 1996
60 (2)	North Carolina	Sept. 25, 2021
5. 54 (1)	Duke	Oct. 3, 1998
6. 43 (1)	NC State	Nov. 8, 2014
7. 42 (1)	North Carolina	Sept. 26, 1998
8. 40 (1)	Miss. State	Oct. 3, 2009
9. 38 (1)	Virginia Tech	Sept. 30, 2006
38 (1)	Kentucky	Dec. 31, 2016

MOST TACKLES FOR LOSS

TFL	OPPONENT	DATE
1. 19	Notre Dame	Sept. 1, 2007
2. 18	Auburn	Sept. 6, 2003
3. 17	Maryland	Nov. 22, 1997
17	Clemson	Sept. 29, 2001
5. 16	NC State	Oct. 4, 2003
6. 15	Florida State	Dec. 1, 2001
15	NC State	Nov. 6, 2004
8. 14	Navy	Sept. 16, 2000
14	Clemson	Sept. 29, 2007
14	Gardner-Webb	Oct. 11, 2008

MOST PASS BREAK-UPS

PBU	OPPONENT	DATE
1. 19	Chattanooga	Nov. 9, 1985
2. 18	Tulane	Oct. 25, 1975
3. 15	Tulane	Oct. 23, 1971
4. 14	Maryland	Sept. 28, 1995
5. 12	Tulane	Nov. 8, 1969
12	W. Carolina	Oct. 12, 1985
7. 11	Florida State	Oct. 4, 1975
11	Tulane	Oct. 22, 1977
11	Wake Forest	Nov. 4, 1995
11	Georgia	Nov. 25, 2000
11	BYU	Sept. 21, 2002

MOST SACKS

SKS	OPPONENT	DATE
1. 11	Maryland	Oct. 6, 1990
11	Maryland	Oct. 9, 1993
3. 9	NC State	Sept. 14, 1985
9	Notre Dame	Sept. 1, 2007
5. 8	NC State	Oct. 3, 1992
8	Duke	Oct. 21, 2000
8	Duke	Nov. 10, 2007
8	North Carolina	Sept. 25, 2021
9. 7	10 times	

MOST SACK YARDS

YDS	OPPONENT	DATE
1. 70 (7)	vs. Tulsa	Jan. 4, 2004
2. 69 (9)	Notre Dame	Sept. 1, 2007
3. 67 (11)	Maryland	Oct. 9, 1993
4. 66 (8)	Duke	Oct. 21, 2000
5. 65 (11)	Maryland	Oct. 6, 1990
6. 62 (7)	Maryland	Oct. 9, 2004
7. 61 (6)	Maryland	Sept. 28, 1995
8. 56 (7)	NC State	Sept. 14, 1985
56 (7)	Maryland	Nov. 22, 1997
10. 54 (6)	Boston College	Sept. 14, 1991

PENALTIES**MOST PENALTIES**

PEN	OPPONENT	DATE
1. 19	Florida State	Sept. 9, 2000
2. 15	Syracuse	Sept. 26, 2020
3. 14	Duke	Sept. 26, 1996
4. 13	Chattanooga	Sept. 10, 1988
13	Maryland	Oct. 9, 1993
13	Florida State	Sept. 11, 1999
7. 12	Georgia	Nov. 28, 1987
12	Army	Oct. 20, 2007
12	NC State	Dec. 5, 2020
10. 11	14 times	

FEWEST PENALTIES

PEN	OPPONENT	DATE
1. 0	LSU	Oct. 12, 1957
0	Duke	Oct. 29, 1960
0	Tulane	Oct. 26, 1963
0	TCU	Sept. 21, 1968
0	Navy	Nov. 9, 1968
0	Syracuse	Oct. 19, 2013
0	Alcorn State	Sept. 3, 2015
8. 1	42 times, most recently:	
	Miami	Oct. 14, 2017

MOST PENALTY YARDS

YDS	OPPONENT	DATE
1. 140	Florida State	Sept. 9, 2000
2. 137	Florida State	Sept. 11, 1999
3. 121	Georgia	Nov. 28, 1987
4. 117	Duke	Sept. 26, 1996
5. 116	Georgia	Dec. 2, 1989
6. 115	Georgia	Nov. 26, 1960
115	Georgia	Nov. 26, 1977
8. 112	Duke	Nov. 28, 2020
9. 111	Maryland	Oct. 9, 1993
111	NC State	Dec. 5, 2020

FEWEST PENALTY YARDS

YDS	OPPONENT	DATE
1. 0 (0)	LSU	Oct. 12, 1957
0 (0)	Duke	Oct. 29, 1960
0 (0)	Tulane	Oct. 26, 1963
0 (0)	TCU	Sept. 21, 1968
0 (0)	Navy	Nov. 9, 1968
0 (0)	Syracuse	Oct. 19, 2013
0 (0)	Alcorn State	Sept. 3, 2015
8. 5	24 times, most recently:	
	Northern Ill.	Sept. 4, 2021

MISCELLANEOUS**MOST THIRD-DOWN CONVERSIONS**

3D	OPPONENT	DATE
1. 14 (of 19)	Virginia	Nov. 9, 2000
2. 13 (of 23)	Tulane	Oct. 4, 1958
13 (of 18)	Virginia	Oct. 5, 1974
13 (of 21)	West Virginia	Dec. 29, 1997
13 (of 20)	Maryland	Oct. 8, 2011
13 (of 20)	Boston Coll.	Oct. 20, 2012
13 (of 20)	Duke	Nov. 17, 2012
13 (of 18)	Tennessee	Sept. 4, 2017
9. 12	seven times	

HIGHEST THIRD-DOWN CONVERSION PERCENTAGE

PCT	OPPONENT	DATE
1. .889 (8-9)	Elon	Aug. 31, 2013
2. .833 (10-12)	Tulane	Sept. 6, 2014
3. .800 (8-10)	Florida State	Oct. 10, 2009
.800 (8-10)	NC State	Nov. 8, 2014
5. .777 (7-9)	Wake Forest	Nov. 21, 1998
6. .750 (9-12)	USC	Sept. 22, 1961
.750 (9-12)	W. Carolina	Sept. 1, 2011
.750 (6-8)	Mercer	Sept. 10, 2016
9. .737 (14-19)	Virginia	Nov. 9, 2000
10. .727 (8-11)	Virginia	Nov. 5, 1966
.727 (8-11)	Wake Forest	Nov. 18, 1989
.727 (8-11)	Virginia	Nov. 8, 1997

FEWEST THIRD-DOWN CONVERSIONS

3D	OPPONENT	DATE
1. 0 (0-13)	North Carolina	Oct. 4, 1980
0 (0-10)	BYU	Oct. 27, 2012
3. 1	16 times, most recently:	
(1-12)	Clemson	Oct. 10, 2015

LOWEST THIRD-DOWN CONVERSION PERCENTAGE

PCT	OPPONENT	DATE
1. .000 (0-13)	North Carolina	Oct. 4, 1980
.000 (0-10)	BYU	Oct. 27, 2012
3. .067 (1-15)	Notre Dame	Nov. 8, 1975
4. .077 (1-13)	Georgia	Nov. 30, 1991
.077 (1-13)	vs. Miami	Jan. 1, 2000
6. .083 (1-12)	Florida	Sept. 22, 1979
.083 (1-12)	Clemson	Sept. 24, 1983
.083 (1-12)	Maryland	Oct. 8, 1988
.083 (1-12)	Clemson	Oct. 10, 2015
10. .091 (1-11)	Georgia	Nov. 28, 1964
.091 (1-11)	Notre Dame	Nov. 5, 1977

MOST THIRD-DOWN ATTEMPTS

3D	OPPONENT	DATE
1. 23 (13)	Tulane	Oct. 4, 1958
23 (11)	Clemson	Oct. 28, 2000
23 (11)	Maryland (OT)	Oct. 11, 2001
4. 21 (9)	Georgia	Dec. 1, 1973
21 (12)	Virginia	Oct. 13, 1984
21 (11)	North Carolina	Oct. 21, 1989
21 (13)	vs. W. Virginia	Dec. 29, 1997
21 (6)	Virginia	Oct. 20, 2022
9. 20	18 times	

MOST FOURTH-DOWN CONVERSIONS

4D	OPPONENT	DATE
1. 5 (of 7)	LSU	Oct. 13, 1956
5 (of 5)	Duke	Nov. 2, 1957
5 (of 6)	Auburn	Oct. 18, 1986
4. 4 (of 5)	Tennessee	Oct. 10, 1970
4 (of 4)	Duke	Nov. 17, 2012
4 (of 4)	Florida State	Dec. 1, 2012
4 (of 5)	Miami	Oct. 5, 2013
8. 3	26 times, most recently:	
(of 3)	Pitt	Dec. 10, 2020

MOST FOURTH-DOWN ATTEMPTS

4D	OPPONENT	DATE
1. 7 (5)	LSU	Oct. 13, 1956
7 (3)	Georgia	Nov. 24, 2012
3. 6 (3)	Notre Dame	Nov. 15, 1969
6 (5)	Auburn	Oct. 18, 1986
6 (2)	vs. LSU	Dec. 31, 2008
6. 5	15 times, most recently:	
(2)	Georgia	Nov. 26, 2022

MOST TIME OF POSSESSION

TOP	OPPONENT	DATE
1. 43:45	Boston Coll.	Oct. 20, 2012
2. 42:43	Virginia	Oct. 24, 2009
3. 42:39	South Carolina	Sept. 12, 1970
4. 42:18	Virginia Tech	Oct. 25, 2018
5. 42:10	Wake Forest	Sept. 14, 1996
6. 42:06	North Carolina	Sept. 26, 2009
7. 41:27	Tennessee	Sept. 4, 2017
8. 40:46	Duke	Nov. 1, 1986
9. 40:45	Miami	Oct. 4, 2014
10. 40:38	North Carolina	Sept. 21, 2013

LOWEST TIME OF POSSESSION

	TOP	OPPONENT	DATE
1.	16:38	Alabama	Sept. 8, 1979
2.	18:10	The Citadel	Sept. 14, 2019
3.	18:28	North Carolina	Oct. 8, 1994
4.	19:01	Clemson	Sept. 27, 1986
5.	19:08	Georgia	Nov. 24, 1979
6.	19:35	Arizona	Sept. 1, 1994
7.	19:44	Central Fla.	Sept. 24, 2022
8.	19:53	Navy	Nov. 12, 1977
9.	20:09	Georgia	Nov. 25, 1993
10.	20:50	Duke	Oct. 21, 2000

LONGEST SCORING DRIVES (PLAYS)

	PL	OPPONENT	DATE
1.	20	Duke	Nov. 1, 1975
	20	Navy	Nov. 15, 1975
	20	North Carolina	Nov. 11, 2006
	20 (FG)	North Carolina	Sept. 18, 2010
	20	Miami	Oct. 22, 2011
6.	19	Duke	Nov. 3, 1962
	19 (FG)	Army	Sept. 25, 1971
	19	Virginia	Oct. 15, 2011
9.	18	12 times, most recently:	
		North Carolina	Sept. 30, 2017

SHORTEST SCORING DRIVES (YARDS)

	YDS	OPPONENT	DATE
1.	-6 (FG)	Duke	Nov. 1, 1969
	-6 (FG)	Virginia	Nov. 19, 2016
	-6 (FG)	Pitt	Oct. 1, 2022
4.	-5 (FG)	Auburn	Oct. 15, 1977
	-5 (FG)	Georgia	Nov. 25, 2006
	-4 (FG)	Florida State	Sept. 12, 2020
7.	-2 (FG)	Notre Dame	Nov. 18, 1967
	-2 (FG)	Notre Dame	Nov. 8, 1975
	-2 (FG)	Clemson	Oct. 10, 2015
10.	-1 (FG)	Pittsburgh	Nov. 2, 2019

MOST PLAYERS TO SCORE TOUCHDOWN

	PL	OPPONENT	DATE
1.	9	Elon	Aug. 31, 2013
2.	8	Navy	Sept. 8, 2001
	8	Presbyterian	Sept. 8, 2012
	8	Tulane	Sept. 12, 2015
5.	7	Wake Forest	Nov. 21, 1998
	7	W. Carolina	Sept. 1, 2011
	7	Alabama A&M	Nov. 23, 2013
	7	Alcorn State	Sept. 3, 2015
9.	6	12 times	

LONGEST SCORING DRIVES (TIME)

	TOP	OPPONENT	DATE
1.	10:47	Virginia	Oct. 24, 2009
2.	10:32 (FG)	N. Carolina	Sept. 18, 2010
3.	10:30	N. Carolina	Nov. 11, 2006
4.	9:41	Middle Tenn.	Sept. 10, 2011
5.	9:31	Virginia	Oct. 15, 2011
6.	9:30	Navy	Nov. 15, 1975
7.	9:27	Florida State	Oct. 24, 1998
8.	9:25	Middle Tenn.	Sept. 10, 2011
9.	9:15	Miami	Oct. 22, 2011
10.	9:13	Duke	Nov. 1, 1975

MOST PLAYERS TO RUSH FOR
TOUCHDOWN

	PL	OPPONENT	DATE
1.	6	Samford	Sept. 8, 2007
	6	Kansas	Sept. 17, 2011
	6	Presbyterian	Sept. 8, 2012
	6	Elon	Aug. 31, 2013
	6	Alabama A&M	Nov. 23, 2013
	6	Alcorn State	Sept. 3, 2015
	6	Tulane	Sept. 12, 2015
8.	5	W. Carolina	Sept. 1, 2011
	5	North Carolina	Nov. 10, 2012
	5	Pittsburgh	Oct. 25, 2014
	5	Louisville	Oct. 5, 2018

LONGEST SCORING DRIVES (YARDS)

	YDS	OPPONENT	DATE
1.	99	Tulane	Oct. 22, 1977
	99	Maryland	Oct. 8, 1988
	99	Samford	Sept. 4, 2004
	99	Elon	Aug. 31, 2013
	99	Pitt	Sept. 15, 2018
	99	Miami (Fla.)	Nov. 12, 2022
7.	98	South Carolina	Oct. 19, 1991
	98	N.M. State	Sept. 12, 1998
	98	Maryland	Nov. 18, 2000
	98	Middle Tenn.	Sept. 10, 2011
	98	Pitt	Dec. 10, 2020

MOST PLAYERS TO CATCH TOUCHDOWN

	PL	OPPONENT	DATE
1.	4	Clemson	Nov. 13, 1999
	4	Georgia	Nov. 27, 1999
3.	3	30 times, most recently:	
		Duke	Nov. 28, 2020

SHORTEST SCORING DRIVES (PLAYS)

	PL	OPPONENT	DATE
1.	1	115 times, most recently:	
		Duke	Nov. 28, 2020

SHORTEST SCORING DRIVES (TIME)

	TOP	OPPONENT	DATE
1.	0:03	Wake Forest	Sept. 20, 1997
	0:03	Connecticut	Sept. 7, 2002
	0:03	Duke	Oct. 15, 2005
	0:03	Duke	Nov. 14, 2009
5.	0:04	VMI	Nov. 8, 1986
	0:04	N.M. State	Sept. 12, 1998
	0:04	Navy	Sept. 16, 2000
8.	0:05	five times	

MOST PLAYERS TO THROW FOR
TOUCHDOWN

	PL	OPPONENT	DATE
1.	3	Tulane	Oct. 27, 1956
	3	North Carolina	Nov. 17, 2007
3.	2	35 times, most recently:	
		Louisville	Oct. 9, 2020

RUSHING**MOST RUSHING ATTEMPTS**

ATT	TEAM	DATE
1.	79	Alabama Sept. 8, 1979
2.	78	Georgia Nov. 27, 1975
3.	75	Clemson Oct. 13, 1990
4.	73	Notre Dame Nov. 16, 1968
	73	Duke Oct. 30, 1976
	73	North Carolina Oct. 2, 1982
7.	72	North Carolina Oct. 4, 1980
	72	North Carolina Oct. 8, 1994
9.	71	The Citadel Sept. 14, 2019
10.	70	five times

FEWEST RUSHING ATTEMPTS

ATT	TEAM	DATE
1.	12	Virginia Oct. 24, 2009
2.	15	Samford Sept. 9, 2006
3.	16	Samford Sept. 4, 2004
	16	Boston College Oct. 20, 2012
5.	17	Wake Forest Nov. 4, 1995
	17	North Carolina Nov. 1, 2001
7.	18	Georgia Nov. 25, 2000
	18	North Carolina Sept. 26, 2009
9.	19	Wake Forest Sept. 14, 1996
	19	NC State Oct. 4, 2003

MOST RUSHING YARDS

YDS	TEAM	DATE
1.	431	Georgia Nov. 27, 1975
2.	411	Clemson Aug. 29, 2019
3.	399	Duke Oct. 30, 1976
4.	381	Auburn Oct. 20, 1979
5.	377	Auburn Oct. 19, 1985
6.	366	Tennessee Oct. 13, 1973
7.	361	Alabama Sept. 11, 1982
8.	357	Duke Nov. 2, 1968
	357	Tennessee Oct. 9, 1976
10.	353	Tennessee Oct. 13, 1979
	353	North Carolina Nov. 5, 2016

FEWEST RUSHING YARDS

YDS	TEAM	DATE
1.	-56	Tulsa Jan. 4, 2004
2.	-30	Maryland Sept. 28, 1995
3.	-20	Maryland Oct. 6, 1990
4.	-11	Navy Nov. 7, 1970
5.	-9	Florida Sept. 14, 1963
6.	-8	NC State Oct. 4, 2003
	-8	Notre Dame Sept. 1, 2007
8.	-5	Pittsburgh Nov. 2, 2013
9.	8	UCF Sept. 2, 2000
	8	Maryland Oct. 9, 2004

HIGHEST AVERAGE PER RUSH

AVG	TEAM	DATE
1.	9.5	Clemson Dec. 5, 2009
2.	8.4	Clemson Oct. 21, 2006
	8.4	Clemson Aug. 29, 2019
4.	8.1	North Carolina Nov. 5, 2016
5.	7.8	Florida State Nov. 2, 1996
6.	7.7	Georgia Nov. 28, 2009
7.	7.6	Tennessee Oct. 13, 1973
8.	7.5	Vanderbilt Oct. 31, 2009
	7.5	North Carolina Oct. 3, 2015
10.	7.3	at Miami Oct. 5, 2013

LOWEST AVERAGE PER RUSH

AVG	TEAM	DATE
1.	-2.2	vs. Tulsa Jan. 4, 2004
2.	-1.3	Maryland Sept. 28, 1995
3.	-0.8	Maryland Oct. 6, 1990
4.	-0.4	NC State Oct. 4, 2003
5.	-0.3	Navy Nov. 7, 1970
6.	-0.2	Florida Sept. 14, 1963
	-0.2	Notre Dame Sept. 1, 2007
	-0.2	Pittsburgh Nov. 2, 2013
9.	0.2	Maryland Oct. 9, 2004
10.	0.3	UCF Sept. 2, 2000

MOST RUSHING TOUCHDOWNS

TD	TEAM	DATE
1.	6	Duke Nov. 2, 1968
	6	Georgia Nov. 30, 1968
	6	Alabama Sept. 11, 1982
	6	Ole Miss Sept. 17, 2022
5.	5	11 times, most recently: Clemson Aug. 29, 2019

PASSING**MOST PASSING ATTEMPTS**

ATT	TEAM	DATE
1.	65	Wake Forest Nov. 4, 1995
2.	64	Wake Forest Nov. 21, 1998
3.	63	Georgia Nov. 25, 2000
4.	62	Virginia Oct. 26, 2013
5.	61	Duke Nov. 15, 1997
6.	59	Virginia Oct. 26, 2002
7.	57	W. Carolina Oct. 12, 1985
	57	BYU Sept. 21, 2002
9.	56	Georgia Nov. 27, 1999
10.	54	Virginia Tech Sept. 30, 2006

FEWEST PASSING ATTEMPTS

ATT	TEAM	DATE
1.	1	Alabama Nov. 14, 1953
	1	Kentucky Sept. 20, 1958
3.	2	Alabama Nov. 15, 1958
	2	Auburn Oct. 17, 1959
5.	3	Florida Sept. 26, 1953
	3	Georgia Nov. 29, 1958
	3	Tennessee Nov. 11, 1961
	3	Alabama Nov. 16, 1963
9.	4	three times

MOST COMPLETIONS

CMP	TEAM	DATE
1.	43	Virginia Oct. 26, 2013
2.	42	Wake Forest Nov. 21, 1998
3.	41	Florida State Oct. 21, 1995
	41	Wake Forest Nov. 4, 1995
	41	Duke Nov. 15, 1997
	41	Virginia Oct. 26, 2002
7.	37	Georgia Nov. 25, 2000
8.	33	Florida State Oct. 18, 1997
	33	Clemson Oct. 17, 2020
10.	32	five times, most recently: Virginia Tech Nov. 12, 2016

FEWEST COMPLETIONS

CMP	TEAM	DATE
1.	0	Alabama Nov. 14, 1953
	0	Auburn Oct. 17, 1959
	0	Missouri Dec. 22, 1962
	0	Georgia Nov. 30, 1974
5.	1	Alabama Nov. 15, 1958
	1	Georgia Nov. 29, 1958
	1	Alabama Nov. 14, 1959
	1	Alabama Nov. 16, 1963

MOST PASSING YARDS

YDS	TEAM	DATE
1.	501	Wake Forest Nov. 4, 1995
2.	500	Clemson Oct. 17, 2020
3.	494	Wake Forest Nov. 21, 1998
4.	489	Florida State Oct. 18, 1997
	489	Duke Nov. 15, 1997
6.	463	Florida State Sept. 9, 2000
7.	453	Mississippi St. Dec. 31, 2014
8.	436	Miami Sept. 22, 2012
9.	435	at Georgia Nov. 25, 2000
	435	Boston College Sept. 15, 2007

FEWEST PASSING YARDS

YDS	TEAM	DATE
1.	-3	South Carolina Nov. 19, 1949
2.	-1	Georgia Nov. 29, 1958
3.	0	Alabama Nov. 14, 1953
	0	Auburn Oct. 17, 1959
	0	Missouri Dec. 22, 1962
	0	Georgia Nov. 30, 1974
7.	1	Florida Sept. 26, 1953
8.	6	Clemson Oct. 7, 1972
9.	9	South Carolina Oct. 7, 1978
10.	10	Alabama Nov. 15, 1958

MOST PASSING TOUCHDOWNS

TD	TEAM	DATE
1.	7	Clemson Oct. 17, 2020
2.	6	Duke Oct. 31, 1987
3.	5	Notre Dame Nov. 5, 1977
	5	Penn State Aug. 28, 1991
	5	Virginia Nov. 10, 2001
	5	Georgia Nov. 29, 2008
	5	Florida State Oct. 10, 2009
8.	4	17 times

MOST INTERCEPTIONS THROWN

INT	TEAM	DATE
1.	5	Tulane Oct. 24, 1970
	5	VMI Nov. 10, 1973
	5	Chattanooga Sept. 22, 1990
4.	4	21 times

HIGHEST COMPLETION PERCENTAGE

PCT	TEAM	DATE
1.	1.000 (1-1)	Kentucky Sept. 20, 1958
2.	.938 (15-16)	Duke Oct. 29, 1960
3.	.818 (27-33)	Duke Oct. 29, 1983
	.818 (9-11)	Georgia Nov. 28, 1987
5.	.804 (41-51)	Florida State Oct. 21, 1995
6.	.800 (4-5)	Georgia Nov. 27, 1976
	.800 (20-25)	at Miami Sept. 17, 2009
8.	.789 (15-19)	NC State Oct. 6, 1984
	.789 (15-19)	at Georgia Nov. 27, 2010
10.	.778 (14-18)	at Georgia Nov. 24, 2012



LOWEST COMPLETION PERCENTAGE

PCT	TEAM	DATE
1. .000 (0-2)	Auburn	Oct. 17, 1959
.000 (0-7)	Missouri	Dec. 22, 1962
.000 (0-7)	Georgia	Nov. 30, 1974
4. .143 (2-14)	Penn State	Nov. 12, 1966
5. .190 (4-21)	Florida	Sept. 22, 1979
6. .200 (3-15)	Clemson	Sept. 28, 1963
.200 (2-10)	Auburn	Oct. 19, 1985
8. .211 (4-19)	Texas A&M	Sept. 17, 1966
9. .214 (3-14)	Clemson	Oct. 13, 1990
10. .217 (5-23)	Clemson	Oct. 7, 1967

HIGHEST AVERAGE PER ATTEMPT

AVG	TEAM	DATE
1. 31.0	Kentucky	Sept. 20, 1958
2. 16.1	Virginia Tech	Nov. 10, 2011
3. 15.0	Maryland	Oct. 6, 2007
4. 14.7	at Miami	Oct. 5, 2013
5. 14.3	at Georgia	Nov. 27, 2010
6. 14.1	Baylor	Nov. 7, 1992
7. 13.9	Virginia Tech	Nov. 16, 2019
8. 13.5	Navy	Nov. 23, 1996
9. 13.2	Georgia	Nov. 25, 2017
10. 12.9	Auburn	Oct. 20, 1973
12.9	Georgia	Dec. 5, 1981
12.9	Georgia	Nov. 30, 2002

LOWEST AVERAGE PER ATTEMPT

AVG	TEAM	DATE
1. -0.3	Georgia	Nov. 29, 1958
2. 0.0	Auburn	Oct. 17, 1959
0.0	Missouri	Dec. 22, 1962
0.0	Georgia	Nov. 30, 1974
5. 0.5	Clemson	Oct. 7, 1972
6. 1.1	Tulane	Oct. 27, 1956
7. 1.2	Duke	Oct. 14, 1961
8. 1.3	South Carolina	Oct. 7, 1978
9. 1.5	The Citadel	Sept. 18, 1982
10. 1.6	Auburn	Oct. 21, 1978

HIGHEST AVERAGE PER COMPLETION

AVG	TEAM	DATE
1. 31.0	Kentucky	Sept. 20, 1958
2. 29.9	Virginia Tech	Nov. 10, 2011
3. 28.5	Alabama	Sept. 6, 1980
4. 26.8	Virginia	Oct. 13, 1984
5. 25.5	Maryland	Oct. 6, 2007
25.5	Duke	Sept. 9, 1978
7. 25.3	Baylor	Nov. 7, 1992
8. 24.8	Georgia	Nov. 27, 1982
9. 24.3	Tennessee	Oct. 12, 1963
10. 23.7	Tennessee	Nov. 10, 1956

LOWEST AVERAGE PER COMPLETION

AVG	TEAM	DATE
1. -1.0	Georgia	Nov. 29, 1958
2. 1.2	Clemson	Oct. 7, 1972
3. 3.3	Duke	Oct. 14, 1961
4. 4.0	Tulane	Oct. 27, 1956
5. 4.5	South Carolina	Oct. 7, 1978
6. 5.2	Auburn	Oct. 18, 1958
7. 5.3	Virginia Tech	Sept. 13, 2008
5.3	The Citadel	Sept. 18, 1982
9. 5.5	North Carolina	Oct. 5, 1985
10. 5.8	Two times	

TOTAL OFFENSE

MOST TOTAL OFFENSE YARDS

YDS	TEAM	DATE
1. 671	Clemson	Oct. 17, 2020
2. 667	Notre Dame	Nov. 5, 1977
3. 660	UCF	Sept. 19, 2020
4. 642	Florida State	Oct. 29, 2022
5. 636	North Carolina	Nov. 5, 2016
636	Virginia	Oct. 23, 2021
7. 632	Clemson	Aug. 29, 2019
8. 610	at Duke	Nov. 15, 1997
9. 609	Miami	Sept. 22, 2012
10. 605	Miss. State	Dec. 31, 2014

MOST TOTAL OFFENSE YARDS, HALF

YDS	TEAM	DATE
1. 473 (1st)	Clemson	Oct. 17, 2020
2. 410 (2nd)	Notre Dame	Nov. 5, 1977
3. 403 (1st)	Florida State	Oct. 10, 2009
4. 400 (2nd)	Duke	Nov. 15, 1997
5. 380 (1st)	N. Carolina	Nov. 5, 2016
6. 375 (2nd)	Wake Forest	Nov. 21, 1998
7. 372 (2nd)	Miami	Sept. 22, 2012
8. 371 (1st)	Virginia	Oct. 17, 1998
9. 367 (1st)	Georgia	Dec. 5, 1981
10. 360 (1st)	Florida State	Oct. 29, 2022

FEWEST TOTAL OFFENSE YARDS

YDS	TEAM	DATE
1. 32	Florida	Sept. 14, 1963
2. 51	Citadel	Sept. 20, 1952
3. 67	Duke	Oct. 14, 1961
4. 73	Davidson	Sept. 19, 1953
5. 76	Florida	Sept. 26, 1963
6. 82	Maryland	Oct. 9, 2004
7. 84	Chattanooga	Sept. 10, 1988
8. 87	at Vanderbilt	Oct. 27, 1951
9. 89	Texas A&M	Sept. 17, 1966
10. 90	SMU	Sept. 28, 1957

FEWEST TOTAL OFFENSE YARDS, HALF

YDS	TEAM	DATE
1. -9 (2nd)	Tulane	Oct. 28, 1961
2. -6 (1st)	Florida	Sept. 14, 1963
3. 16 (2nd)	Maryland	Oct. 9, 2004
4. 20 (1st)	Tulsa	Jan. 4, 2004
5. 22 (2nd)	Texas A&M	Sept. 17, 1966
22 (2nd)	Samford	Sept. 9, 2006
22 (2nd)	Duke	Nov. 10, 2007
8. 23 (2nd)	Florida	Sept. 29, 1962
23 (2nd)	Miami	Sept. 26, 1964
10. 25 (1st)	Georgia	Dec. 1, 1962

MOST OFFENSIVE PLAYS

PL	TEAM	DATE
1. 99	at Duke	Nov. 2, 1968
99	at Notre Dame	Nov. 5, 1977
3. 98	at Georgia	Nov. 30, 1968
4. 97	South Carolina	Sept. 11, 1976
97	Georgia (OT)	Nov. 27, 1999
97	North Carolina	Oct. 5, 2019
7. 96	Duke	Oct. 31, 1987
96	North Carolina	Oct. 8, 1994
9. 95	Air Force	Nov. 11, 1978
95	North Carolina	Oct. 4, 1980

FEWEST OFFENSIVE PLAYS

PL	TEAM	DATE
1. 31	SMU	Sept. 28, 1957
2. 36	Miami	Sept. 26, 1964
3. 42	Duke	Nov. 2, 1957
42	Duke	Oct. 14, 1961
5. 44	Tulane	Oct. 27, 1956
44	North Carolina	Sept. 26, 2009
44	Virginia	Oct. 24, 2009
8. 45	four times	

HIGHEST AVERAGE YARDS PER PLAY

YDS	TEAM	DATE
1. 10.4	at Miami	Oct. 5, 2013
9.1	North Carolina	Nov. 5, 2016
3. 8.9	Georgia	Nov. 27, 2010
4. 8.7	Virginia	Oct. 23, 2021
5. 8.2	Florida State	Oct. 10, 2009
8.2	Clemson	Nov. 14, 2013
7. 8.1	Virginia	Sept. 19, 1992
8.1	Clemson	Dec. 5, 2009
9. 8.0	North Carolina	Sept. 19, 1987
8.0	Miami	Oct. 4, 2014

LOWEST AVERAGE YARDS PER PLAY

YDS	TEAM	DATE
1. 0.6	Florida	Sept. 14, 1963
2. 1.3	Maryland	Oct. 9, 2004
3. 1.5	Chattanooga	Sept. 10, 1988
4. 1.6	Duke	Oct. 14, 1961
5. 1.9	Tulane	Oct. 28, 1961
1.9	Florida	Sept. 29, 1962
1.9	Clemson	Sept. 28, 1963
1.9	Texas A&M	Sept. 17, 1966
1.9	Notre Dame	Sept. 1, 2007
10. 2.1	three times	

MOST FIRST DOWNS

FD	TEAM	DATE
1. 38	Duke	Oct. 31, 1987
2. 37	Florida State	Oct. 2, 1993
37	Wake Forest	Nov. 21, 1998
4. 36	Duke	Nov. 2, 1968
5. 34	Notre Dame	Nov. 5, 1977
34	Duke	Nov. 15, 1997
34	North Carolina	Oct. 5, 2019
8. 33	Georgia	Nov. 27, 1999
9. 32	North Carolina	Oct. 2, 1982
32	Virginia	Oct. 26, 2013
32	Virginia	Oct. 23, 2021
32	Florida State	Oct. 29, 2022

FEWEST FIRST DOWNS

FD	TEAM	DATE
1. 3	SMU	Sept. 28, 1957
2. 5	Miami	Sept. 26, 1964
5	Duke	Oct. 14, 1961
5	Tulane	Oct. 27, 1956
5. 6	eight times; most recently: Connecticut	Sept. 17, 2005

MOST FIRST DOWNS BY RUSHING

FD	TEAM	DATE
1.	25	Georgia Nov. 27, 1975
2.	23	North Carolina Oct. 2, 1982
3.	22	Duke Nov. 2, 1968
	22	Georgia Nov. 29, 1986
5.	21	Clemson Sept. 28, 1974
	21	Alabama Sept. 8, 1979
	21	Tennessee Oct. 13, 1979
	21	Memphis Sept. 26, 1981
	21	Georgia Dec. 5, 1981
	21	The Citadel Sept. 14, 2019

FEWEST FIRST DOWNS BY RUSHING

FD	TEAM	DATE
1.	1	13 times, most recently: Wake Forest Nov. 7, 2009

MOST FIRST DOWNS BY PASSING

FD	TEAM	DATE
1.	27	Wake Forest Nov. 21, 1998
2.	26	Wake Forest Nov. 4, 1995
3.	23	Duke Nov. 15, 1997
4.	22	at Virginia Oct. 26, 2013
5.	21	Duke Oct. 31, 1987
	21	Utah Dec. 29, 2005
7.	20	Clemson Oct. 17, 2020
8.	19	Florida State Sept. 9, 2000
	19	Virginia Oct. 26, 2002
	19	Georgia Nov. 29, 2008
	19	Miami Sept. 22, 2012
	19	North Carolina Oct. 5, 2019

FEWEST FIRST DOWNS BY PASSING

FD	TEAM	DATE
1.	0	Kentucky Sept. 21, 1957
	0	Georgia Nov. 29, 1958
	0	Duke Oct. 14, 1961
	0	Missouri Dec. 22, 1962
	0	Tennessee Oct. 9, 1971
	0	Georgia Nov. 30, 1974
7.	1	19 times

LARGEST FIRST DOWN MARGIN

FD	TEAM	DATE
1.	28 (37-9)	Florida State Oct. 2, 1993
2.	26 (34-8)	Notre Dame Nov. 5, 1977
3.	24 (32-8)	N. Carolina Oct. 2, 1982
4.	22 (28-6)	N. Carolina Oct. 4, 1980
5.	22 (29-7)	Clemson Oct. 17, 2020
6.	20 (28-8)	Florida State Oct. 18, 1997
	20 (34-14)	North Carolina Oct. 5, 2019
8.	18 (29-11)	Georgia Nov. 27, 1975
	18 (31-13)	Ole Miss Sept. 17, 2022
10.	17	five times

SCORING**POINTS SCORED****MOST POINTS, MODERN ERA**

PTS	TEAM	DATE
1.	73	Clemson Oct. 17, 2020
2.	69	Notre Dame Nov. 5, 1977
3.	55	Clemson Nov. 14, 2013
	55	Virginia Sept. 19, 1992
	55	Notre Dame Nov. 20, 2021
6.	54	Alabama Nov. 18, 1950
7.	52	Clemson Aug. 29, 2019
	52	Georgia Nov. 30, 2019
9.	51	Florida State Oct. 2, 1993
	51	Georgia Nov. 30, 2002
	51	Virginia Tech Sept. 24, 2005

MOST POINTS, HISTORIC

PTS	TEAM	DATE
1.	94	Auburn Nov. 17, 1894
2.	73	Clemson Oct. 17, 1903

FEWEST POINTS, MODERN ERA

PTS	TEAM	DATE
1.	0	Most recently: Alcorn State Sept. 1, 2018

MOST POINTS, HALF

PTS	TEAM	DATE
1.	52 (1st)	Clemson Oct. 17, 2020
2.	48 (2nd)	Notre Dame Nov. 5, 1977
3.	45 (1st)	Notre Dame Nov. 20, 2021
4.	42 (1st)	Pittsburgh Oct. 2, 2021
5.	41 (1st)	Auburn Oct. 20, 1984
6.	38 (1st)	Mississippi Dec. 30, 1971
	38 (1st)	Duke Oct. 12, 2019
8.	35 (2nd)	Miami Nov. 10, 1967
	35 (2nd)	Florida State Oct. 2, 1993
	35 (1st)	LSU Dec. 31, 2008
	35 (1st)	Florida State Oct. 10, 2009
10.	34 (1st)	Purdue Dec. 25, 1978
	34 (1st)	Georgia Dec. 5, 1981
	34 (1st)	Georgia Nov. 30, 2002

MOST POINTS, QUARTER

PTS	TEAM	DATE
1.	35 (2nd)	Clemson Oct. 17, 2020
2.	31 (2nd)	Auburn Oct. 20, 1984
3.	28 (2nd)	Mississippi Dec. 30, 1971
	28 (2nd)	Florida State Nov. 2, 1996
	28 (2nd)	Clemson Nov. 13, 1999
	28 (2nd)	LSU Dec. 31, 2008
7.	27 (4th)	Notre Dame Nov. 5, 1977
	27 (4th)	Georgia Nov. 25, 1993
	27 (4th)	Duke Nov. 15, 1997
10.	25	three times

MOST POINTS BY AN UNRANKED TEAM

PTS	TEAM	DATE
1.	52	Pittsburgh Nov. 2, 2021
2.	50	North Carolina Nov. 10, 2012
3.	49	Miami Nov. 10, 1967
	49	Middle Tenn. Sept. 29, 2012
5.	48	Duke Oct. 31, 1987
	48	Georgia Nov. 25, 1994
	48	North Carolina Oct. 18, 2014
	48	Boston College Oct. 24, 2020
9.	47	Clemson Sept. 29, 2001
10.	46	Duke Nov. 2, 1968

FEWEST POINTS BY A RANKED TEAM

PTS	TEAM	DATE
1.	0	Tulane Oct. 27, 1956
	0	Florida Nov. 24, 1956
	0	Kentucky Sept. 21, 1957
	0	SMU Sept. 28, 1957
	0	Duke Nov. 2, 1957
	0	Clemson Nov. 8, 1958
	0	Michigan State Sept. 18, 1971
	0	South Carolina Oct. 15, 1988
9.	3	six times

MOST POINTS AT GEORGIA TECH

PTS	TEAM	DATE
1.	73	Clemson Oct. 17, 2020
2.	52	Georgia Nov. 30, 2019
	52	Pittsburgh Oct. 2, 2021
4.	49	Florida State Nov. 2, 1996
	49	Middle Tenn. Sept. 29, 2012
	49	Clemson Sept. 22, 2018
	49	UCF Sept. 19, 2020
8.	48	Georgia Nov. 27, 1999
9.	47	Clemson Sept. 29, 2001
10.	45	Florida Sept. 20, 1980
	45	Alabama Sept. 11, 1982
	45	NC State Sept. 25, 2010
	45	Virginia Tech Nov. 16, 2019
	45	Georgia Nov. 27, 2021

MOST POINTS AT TEAM

PTS	TEAM	DATE
1.	69	Notre Dame Nov. 5, 1977
2.	55	Virginia Sept. 19, 1992
	55	Clemson Nov. 14, 2013
	55	Notre Dame Nov. 20, 2021
5.	52	Clemson Aug. 20, 2019
6.	51	Florida State Oct. 2, 1993
	51	Georgia Nov. 30, 2002
	51	Virginia Tech Sept. 24, 2005
9.	50	North Carolina Nov. 10, 2012
10.	49	Miami Nov. 10, 1967
	49	South Florida Sept. 8, 2018

FEWEST POINTS AT TEAM

PTS	TEAM	DATE
1.	0	Duke Nov. 3, 1956
	0	Florida Nov. 24, 1956
	0	Georgia Dec. 1, 1956
	0	Tulane Oct. 28, 1961
	0	Florida Sept. 29, 1962
	0	Tulane Oct. 25, 1975
	0	Duke Nov. 2, 1985
	0	North Carolina Nov. 11, 2006
9.	3	five times

MOST POINTS IN LOSS

PTS	TEAM	DATE
1.	50	North Carolina Nov. 10, 2012
2.	48	Georgia Nov. 27, 1999
3.	44	Florida State Oct. 10, 2009
4.	42	Clemson Nov. 13, 1999
	42	Georgia Nov. 29, 2008
6.	38	Virginia Nov. 3, 1990
	38	Duke Nov. 15, 1997
	38	Virginia Oct. 17, 1998
9.	35	Wake Forest Nov. 21, 1998
	35	NC State Oct. 1, 2011
	35	Duke Oct. 29, 2016



FEWEST POINTS IN WIN

Table with 4 columns: PTS, TEAM, DATE. Rows include Auburn (3), Tennessee (6), Duke (6), Georgia (4), Auburn (7), Georgia (7), LSU (7), Georgia (7), five times (9).

MOST TOUCHDOWNS SCORED, HALF

Table with 5 columns: TD, TEAM, DATE. Rows include Notre Dame (7), Clemson (7), Miami (3), vs. Mississippi (5), Purdue (5), Auburn (5), Florida State (5), Virginia (5), vs. LSU (5), Florida State (5), Georgia (5), Duke (5).

MOST PATs MADE

Table with 4 columns: PAT, TEAM, DATE. Rows include Clemson (10), Miami (2), Notre Dame (7), Virginia (7), Florida State (7), Middle Tenn. (7), at Clemson (7), Georgia (7), UCF (7), Pittsburgh (7), Notre Dame (7).

LARGEST FIRST-QUARTER LEAD

Table with 3 columns: MARGIN, TEAM, DATE. Rows include 24 (24-0) Notre Dame, 21 (21-0) Notre Dame, 21 (21-0) Purdue, 21 (21-0) Louisville, 19 (19-0) Miami, 17 (17-0) Alabama, 17 (17-0) Georgia, 17 (17-0) Auburn, 17 (17-0) Georgia, 17 (17-0) Syracuse.

MOST NON-OFFENSIVE TOUCHDOWNS

Table with 5 columns: TD, TEAM, DATE. Rows include 3 IR/IR/BK Virginia Tech, 2 PR/BP South Carolina, 2 IR/PR Rice, 2 IR/PR Florida, 2 KR/PR Clemson, 2 FR/IR Auburn, 2 BP/IR Wake Forest, 2 IR/IR NC State, 2 IR/BP Florida State, 2 KR/FR North Carolina, 2 IR/KR NC State, 2 FR/FR Miami, 2 KR/KR South Florida, 2 IR/FR Notre Dame.

MOST PATs ATTEMPTED

Table with 4 columns: PAT, TEAM, DATE. Rows include 10 Clemson, 9 Notre Dame, 7 Miami, 7 Virginia, 7 Florida State, 7 Florida State, 7 Middle Tenn., 7 at Clemson, 7 South Florida, 7 Clemson, 7 UCF, 7 Pittsburgh, 7 Notre Dame.

LARGEST HALFTIME LEAD

Table with 3 columns: MARGIN, TEAM, DATE. Rows include 45 (52-7) Clemson, 45 (45-0) Notre Dame, 41 (41-0) Auburn, 34 (34-0) Georgia, 34 (34-0) Georgia, 32 (38-6) vs. Mississippi, 32 (35-3) vs. LSU, 31 (31-0) Alabama, 31 (31-0) Virginia Tech, 28 (28-0) Georgia, 28 (28-0) Clemson, 28 (42-14) Pittsburgh.

MOST TWO-POINT CONVERSIONS ATTEMPTED

Table with 5 columns: 2P, TEAM, DATE. Rows include 3 (1-3) Alabama, 3 (0-3) Virginia, 3 (1-3) Duke, 2 16 times.

MOST PATs MISSED

Table with 4 columns: PAT, TEAM, DATE. Rows include 1 2 Notre Dame, 2 Tulane, 2 Duke, 2 Duke, 2 Navy, 2 Navy, 2 Notre Dame.

MOST TOUCHDOWNS SCORED, GAME

Table with 3 columns: TD, TEAM, DATE. Rows include 10 Notre Dame, 10 Clemson, 7 Miami, 7 Duke, 7 Virginia, 7 Florida State, 7 Florida State, 7 Clemson, 7 Middle Tenn., 7 at N. Carolina, 7 at Clemson, 7 at USF, 7 Clemson, 7 Clemson, 7 Georgia, 7 UCF, 7 Notre Dame.

KICKING

MOST FIELD GOALS MADE

Table with 5 columns: FGM, TEAM, DATE. Rows include 6 Georgia, 5 Virginia, 4 Navy, 4 Wake Forest, 4 Boston Coll., 4 Clemson, 4 W. Carolina, 4 NC State, 4 Wake Forest, 4 North Carolina, 4 Miami, 4 Pitt, 4 Virginia Tech, 4 Central Fla.

PUNTING

MOST PUNTS

Table with 4 columns: P, TEAM, DATE. Rows include 13 SMU, 12 Tennessee, 12 Penn State, 12 Clemson, 12 Florida, 12 Duke, 11 11 times.

FEWEST PUNTS

Table with 4 columns: P, TEAM, DATE. Rows include 0 Rice, 0 Miss. State, 0 Georgia, 0 at Clemson, 0 at Florida St., 6 1 20 times, most recently: Georgia.

MOST TOUCHDOWNS SCORED, QUARTER

Table with 3 columns: TD, TEAM, DATE. Rows include 5 (2nd) Clemson, 4 (2nd) vs. Mississippi, 4 (4th) Notre Dame, 4 (2nd) Auburn, 4 (2nd) Georgia, 4 (2nd) Florida State, 4 (4th) Duke, 4 (2nd) Clemson, 4 (4th) Virginia, 4 (2nd) vs. LSU, 4 (2nd) at Duke.

MOST FIELD GOALS ATTEMPTED

Table with 5 columns: FGA, TEAM, DATE. Rows include 6 Georgia, 6 Clemson, 6 NC State, 6 Georgia, 5 Georgia, 5 Boston Coll., 5 Wake Forest, 5 Virginia, 5 NC State, 5 Clemson, 5 N. Carolina, 5 Virginia Tech.

MOST PUNT YARDS

Table with 4 columns: YDS, TEAM, DATE. Rows include 558 SMU, 483 Florida, 483 Chattanooga, 472 Clemson, 470 Tennessee, 467 Penn State, 458 Gardner-Webb, 450 Duke, 449 Tennessee, 447 Maryland.

FEWEST PUNT YARDS

	YDS	TEAM	DATE
1.	0 (0)	Rice	Sept. 24, 1960
	0 (0)	Miss. State	Oct. 3, 2009
	0 (0)	Georgia	Nov. 28, 2009
	0 (0)	Clemson	Dec. 5, 2009
	0 (0)	Florida State	Oct. 29, 2022
6.	21 (1)	Duke	Nov. 2, 1968
7.	24 (2)	vs. Fresno St.	Dec. 31, 2007
8.	31 (1)	Virginia	Sept. 20, 1986
9.	31 (1)	North Carolina	Nov. 5, 2016
10.	32 (1)	North Carolina	Oct. 16, 1993
	32 (1)	Georgia	Nov. 27, 2021

HIGHEST AVERAGE

MINIMUM TWO ATTEMPTS

	AVG	TEAM	DATE
1.	60.5	Tennessee	Oct. 27, 1984
2.	56.4	Wake Forest	Nov. 5, 2005
3.	54.8	Pittsburgh	Sept. 18, 1976
4.	54.0	BYU	Oct. 27, 2012
5.	53.7	Auburn	Oct. 16, 1965
6.	52.5	Duke	Oct. 30, 1965
	52.5	Duke	Nov. 17, 2012
8.	51.7	North Carolina	Nov. 10, 2012
9.	50.4	Notre Dame	Sept. 2, 2006
10.	50.3	North Carolina	Oct. 9, 1999

LOWEST AVERAGE

MINIMUM TWO ATTEMPTS

	AVG	TEAM	DATE
1.	12.0	vs. Fresno St.	Dec. 31, 2007
2.	23.0	BYU	Aug. 28, 2003
3.	24.3	Georgia	Nov. 30, 1957
	24.3	Alabama	Sept. 15, 1984
5.	24.5	Duke	Oct. 30, 1971
6.	24.6	vs. Iowa State	Dec. 18, 1972
7.	25.0	Baylor	Nov. 6, 1993
	25.0	NC State	Oct. 10, 1998
9.	25.2	Tulane	Oct. 28, 1961
10.	25.5	Tulane	Oct. 26, 1957
	25.5	Kentucky	Dec. 31, 2016

PUNT RETURNS**MOST PUNT RETURNS**

	PR	TEAM	DATE
1.	11	Clemson	Sept. 26, 1987
2.	7	Tennessee	Oct. 10, 1959
	7	Miami	Sept. 26, 1970
	7	Duke	Nov. 4, 1972
	7	Tulane	Oct. 27, 1979
	7	North Carolina	Oct. 4, 1980
	7	Maryland	Oct. 10, 1992
	7	Wake Forest	Nov. 14, 1992
	7	Virginia Tech	Nov. 5, 2022
10.	6	17 times	

MOST PUNT RETURN YARDS

	YDS	TEAM	DATE
1.	227	Clemson	Sept. 26, 1987
2.	188	Virginia Tech	Nov. 5, 2022
3.	158	Duke	Oct. 8, 2022
4.	143	South Carolina	Sept. 11, 1971
5.	138	Georgia	Dec. 1, 1984
6.	130	Clemson	Oct. 28, 2000
7.	124	Duke	Nov. 4, 1972
8.	118	Georgia	Dec. 2, 1978
9.	104	Auburn	Oct. 16, 1982
10.	96	Clemson	Sept. 14, 2002

HIGHEST PUNT RETURN AVERAGE

MINIMUM TWO ATTEMPTS

	AVG	TEAM	DATE
1.	39.5	Duke	Oct. 8, 2022
2.	38.5	NC State	Oct. 11, 1997
3.	34.0	Miami	Oct. 19, 2019
4.	31.0	Tulane	Oct. 9, 1965
5.	30.0	Pittsburgh	Sept. 21, 1974
	30.0	Georgia	Nov. 26, 1966
7.	29.5	Georgia	Dec. 2, 1978
8.	29.0	The Citadel	Sept. 18, 1982
9.	28.6	South Carolina	Sept. 11, 1971
10.	28.5	Tennessee	Oct. 25, 1986

LOWEST PUNT RETURN AVERAGE

MINIMUM TWO ATTEMPTS

	AVG	TEAM	DATE
1.	-4.5	Navy	Nov. 16, 1974
2.	-4.0	Samford	Sept. 8, 2007
3.	-3.3	Navy	Sept. 16, 2000
4.	-3.0	Virginia	Sept. 22, 2007
	-3.0	Presbyterian	Sept. 8, 2012
6.	-2.3	Georgia	Nov. 24, 2007
7.	-2.0	Virginia	Sept. 21, 2006
8.	-1.7	Tennessee	Oct. 13, 1973
9.	-1.0	Baylor	Nov. 6, 1993
10.	-1.0	Notre Dame	Sept. 1, 2007
	-1.0	Pittsburgh	Oct. 17, 2015
	-1.0	Duke	Nov. 18, 2017

KICK RETURNS**MOST KICKOFF RETURNS**

	KR	TEAM	DATE
1.	11	Samford	Sept. 8, 2007
	11	North Carolina	Nov. 10, 2012
3.	10	Duke	Oct. 29, 1966
	10	The Citadel	Sept. 12, 1987
	10	W. Carolina	Sept. 1, 2011
	10	Kansas	Sept. 17, 2011
7.	9	NC State	Oct. 11, 1986
	9	Duke	Oct. 27, 1990
	9	Vanderbilt	Oct. 31, 2009
10.	8	nine times	

MOST KICKOFF RETURN YARDS

	YDS	TEAM	DATE
1.	267	North Carolina	Nov. 10, 2012
2.	266	South Florida	Sept. 8, 2018
3.	216	Miss. State	Oct. 3, 2009
4.	210	Duke	Oct. 29, 1966
5.	205	Virginia	Nov. 4, 2017
6.	204	W. Carolina	Sept. 1, 2011
7.	202	Vanderbilt	Oct. 31, 2009
8.	198	North Carolina	Sept. 26, 1998
9.	190	Samford	Sept. 8, 2007
10.	189	Nebraska	Jan. 1, 1991

HIGHEST KICK RETURN AVERAGE

MINIMUM TWO ATTEMPTS

	AVG	TEAM	DATE
1.	71.5	LSU	Oct. 6, 1962
2.	60.0	Clemson	Sept. 27, 1986
3.	53.5	Duke	Sept. 26, 2015
4.	52.3	Maryland	Oct. 7, 2006
5.	48.0	Clemson	Sept. 26, 1987
6.	44.3	South Florida	Sept. 8, 2018
7.	43.0	Auburn	Oct. 16, 1971
8.	42.5	Clemson	Nov. 12, 1994
9.	42.0	Wake Forest	Nov. 17, 2001
10.	41.5	Virginia	Sept. 16, 1993

LOWEST KICK RETURN AVERAGE

MINIMUM TWO ATTEMPTS

	AVG	TEAM	DATE
1.	2.5	Georgia	Nov. 26, 1966
2.	3.5	Virginia	Nov. 20, 2004
3.	5.0	Georgia	Nov. 28, 1998
4.	6.2	Clemson	Sept. 25, 1976
5.	6.5	Clemson	Sept. 27, 1975
6.	6.5	Wake Forest	Nov. 16, 1985
7.	6.5	South Carolina	Oct. 19, 1991
8.	6.7	Georgia	Nov. 27, 1975
9.	7.0	Duke	Sept. 26, 1996
10.	7.3	Wake Forest	Nov. 13, 1982

DEFENSE**MOST INTERCEPTIONS**

	INT	TEAM	DATE
1.	7	Wake Forest	Nov. 21, 1987
2.	6	vs. Fresno St.	Dec. 31, 2002
3.	5	Tennessee	Nov. 7, 1964
	5	Rice	Sept. 30, 1972
	5	Duke	Oct. 30, 1976
	5	Virginia Tech	Nov. 1, 2007
7.	4	17 times	

MOST INTERCEPTION RETURN YARDS

	YDS	TEAM	DATE
1.	186 (4)	S. Carolina	Sept. 15, 1973
2.	179 (4)	Notre Dame	Nov. 15, 1969
3.	143 (5)	Rice	Sept. 30, 1972
4.	119 (4)	Tennessee	Oct. 10, 1970
5.	114 (4)	Syracuse	Sept. 26, 2020
6.	109 (2)	California	Sept. 16, 1978
7.	104 (3)	NC State	Nov. 6, 2004
8.	99 (4)	Miami (Fla.)	Nov. 12, 2022
9.	95 (5)	Tennessee	Nov. 7, 1964
10.	94 (4)	USC	Sept. 22, 1973



MOST SACKS

SKS	TEAM	DATE
1. 8	Auburn	Oct. 17, 1987
8	Virginia	Oct. 20, 2022
3. 7	Ole Miss	Sept. 17, 2022
4. 6	Clemson	Sept. 24, 1983
6	Clemson	Sept. 26, 1987
6	Virginia	Oct. 15, 1994
6	Florida State	Sept. 13, 2003
6	Clemson	Sept. 11, 2004
6	Virginia	Nov. 20, 2004
6	Notre Dame	Nov. 20, 2021

MOST SACK YARDS

YDS	TEAM	DATE
1. 66 (8)	Auburn	Oct. 17, 1987
2. 56 (6)	Clemson	Sept. 11, 2004
3. 55 (5)	Clemson	Sept. 14, 2002
4. 52 (6)	Notre Dame	Nov. 20, 2021
5. 51 (3)	Chattanooga	Nov. 9, 1985
6. 50 (8)	Virginia	Oct. 20, 2022
7. 48 (6)	Clemson	Sept. 24, 1983
48 (5)	Florida State	Nov. 5, 1994
9. 47 (5)	Tennessee	Oct. 24, 1987
47 (3)	Chattanooga	Sept. 10, 1988

MOST FUMBLE RETURNS

FR	TEAM	DATE
1. 3	Florida State	Oct. 24, 1998
2. 2	Wake Forest	Nov. 21, 1998
2	Maryland	Oct. 11, 2001
2	Jacksonville St.	Sept. 5, 2009
2	Georgia	Nov. 27, 2010
2	Miami	Oct. 1, 2016
2	Clemson	Aug. 29, 2019
2	Temple	Sept. 29, 2019
2	NC State	Nov. 21, 2019
2	Central Fla.	Sept. 24, 2022

MOST FUMBLE RETURN YARDS

YDS	TEAM	DATE
1. 104 (2)	Central Fla.	Sept. 24, 2022
2. 91 (1)	Presbyterian	Sept. 8, 2012
3. 81 (1)	North Carolina	Sept. 26, 1998
4. 79 (1)	Pittsburgh	Nov. 2, 2019
5. 74 (2)	Temple	Sept. 28, 2019
6. 49 (2)	Maryland (OT)	Oct. 11, 2001
49 (1)	Georgia	Nov. 24, 2012
8. 46 (1)	UCF	Oct. 26, 1996
46 (1)	Miami	Nov. 21, 2015
10. 35 (2)	Miami	Oct. 1, 2008

BLOCKED KICKS / PUNTS

BLK	TEAM	DATE
1. 3 FG/FG/PAT	Florida State	Sept. 12, 2020
1. 2 FG/PAT	Kentucky	Sept. 21, 1957
2 P/P	Auburn	Oct. 19, 1974
2 PAT/FG	Duke	Nov. 1, 1975
2 PAT/P	Georgia	Nov. 26, 1977
2 FG/FG	W. Carolina	Nov. 4, 1989
2 P/P	Clemson	Sept. 5, 2022

MOST DEFENSIVE TOUCHDOWNS

TD	TEAM	DATE
1. 2 FR/IR	Auburn	Oct. 17, 1987
2 BP/IR	Wake Forest	Nov. 21, 1987
2 IR/IR	NC State	Oct. 5, 1991
2 IR/IR	Virginia Tech	Sept. 24, 2005
2 FR/FR	Miami	Oct. 1, 2016
2 IR/FR	Notre Dame	Nov. 20, 2021

TURNOVERS

MOST FUMBLES

FUM	TEAM	DATE
1. 9	Clemson	Sept. 28, 1963
2. 8	Furman	Sept. 2, 1995
3. 7	Tennessee	Oct. 9, 1971
7	Tennessee	Oct. 8, 1977
7	Tulsa	Jan. 4, 2004
6. 6	seven times	

MOST FUMBLES LOST

FL	TEAM	DATE
1. 6	Furman	Sept. 2, 1995
6	Tulsa	Jan. 4, 2004
6	Pittsburgh	Oct. 25, 2014
4. 5	LSU	Oct. 13, 1956
5	Georgia	Nov. 25, 1967
5	Tennessee	Oct. 12, 1968
5	Tennessee	Oct. 10, 1970
8. 4	16 times	

MOST TURNOVERS

TO	TEAM	DATE
1. 8	Tulane	Oct. 24, 1970
8	VMI	Nov. 10, 1973
8	Virginia	Sept. 20, 1986
4. 7	LSU	Oct. 13, 1956
7	Notre Dame	Nov. 7, 1959
7	Clemson	Sept. 28, 1963
7	Tulane	Oct. 25, 1975
7	Memphis	Sept. 27, 1980
7	Chattanooga	Sept. 22, 1990
7	Wake Forest	Nov. 17, 1990

MOST TOTAL PLAYS WITHOUT A

TURNOVER	PL	TEAM	DATE
1. 92	Wake Forest	Oct. 5, 2002	
2. 90	Duke	Oct. 9, 2021	
3. 85	North Carolina	Oct. 2, 1982	
85	Georgia	Nov. 25, 1993	
5. 83	Clemson	Sept. 26, 1992	
83	North Carolina	Oct. 16, 1993	
83	Ga. Southern	Oct. 15, 2016	
8. 82	South Carolina	Sept. 23, 1989	
82	Georgia	Nov. 30, 2002	
10. 81	TCU	Sept. 30, 1967	
81	Georgia	Nov. 25, 1971	

PENALTIES

MOST PENALTIES

PEN	TEAM	DATE
1. 16	BYU	Aug. 28, 2003
2. 15	Florida State	Sept. 9, 2000
3. 14	Clemson	Sept. 24, 1983
14	The Citadel	Sept. 12, 1987
14	Georgia	Nov. 24, 2001
6. 13	Clemson	Sept. 24, 1988
13	Georgia	Nov. 25, 1993
13	Florida State	Oct. 29, 2022
9. 12	Florida State	Oct. 18, 1997
12	W. Carolina	Sept. 10, 2004
12	Pitt	Oct. 1, 2022

FEWEST PENALTIES

PEN	TEAM	DATE
1. 0	Pittsburgh	Dec. 29, 1956
0	Georgia	Nov. 29, 1969
0	Tulane	Oct. 23, 1971
0	Boston College	Nov. 11, 1972
0	Virginia	Oct. 13, 1984
0	Georgia	Nov. 30, 2019
0	Georgia	Nov. 27, 2021
8. 1	25 times, most recently:	
	Duke	Nov. 18, 2017

MOST PENALTY YARDS

YDS	TEAM	DATE
1. 134	Georgia	Nov. 24, 2001
2. 132	BYU	Aug. 28, 2003
3. 121	The Citadel	Sept. 12, 1987
4. 117	California	Sept. 16, 1978
5. 114	Florida State	Sept. 9, 2000
6. 113	Georgia	Nov. 29, 2003
7. 112	Georgia	Nov. 25, 1993
8. 111	Clemson	Sept. 24, 1988
9. 109	Clemson	Sept. 24, 1983
10. 108	two times	

FEWEST PENALTY YARDS

YDS	TEAM	DATE
1. 0	Pittsburgh	Dec. 29, 1956
0	Georgia	Nov. 29, 1969
0	Tulane	Oct. 23, 1971
0	Boston College	Nov. 11, 1972
0	Virginia	Oct. 13, 1984
0	Georgia	Nov. 30, 2019
0	Georgia	Nov. 27, 2021
8. 3	Virginia	Nov. 6, 1982
9. 5	17 times	

MISCELLANEOUS

LONGEST SCORING DRIVE (PLAYS)

PL	TEAM	DATE
1. 20 (FG)	Central Fla.	Sept. 24, 2022
19 (FG)	Navy	Nov. 15, 1975
19 (FG)	Alabama	Sept. 12, 1981
19	Memphis	Sept. 26, 1981
19	Virginia	Nov. 3, 1983
6. 18 (FG)	Duke	Nov. 3, 1962
18	Clemson	Sept. 27, 1975
18	North Carolina	Oct. 22, 1988
18 (FG)	Clemson	Sept. 26, 1992
18	Duke	Oct. 21, 2000
18	Clemson	Sept. 29, 2001
18	Ga. Southern	Oct. 15, 2016
18 (FG)	NC State	Nov. 21, 2019

LONGEST SCORING DRIVE (TIME)

TIME	TEAM	DATE
1. 9:47 (FG)	Central Fla.	Sept. 24, 2022
2. 9:18	Duke	Oct. 21, 2000
3. 8:54 (FG)	Pitt	Dec. 10, 2020
4. 8:50	Memphis	Sept. 26, 1981
5. 8:48 (FG)	Clemson	Sept. 26, 1992
6. 8:38	Notre Dame	Oct. 31, 2020
7. 8:31 (FG)	Duke	Nov. 1, 1975
8. 8:23 (FG)	NC State	Nov. 21, 2019
9. 8:22	Clemson	Sept. 27, 1975
10. 8:20 (FG)	Mercer	Sept. 10, 2016

LONGEST SCORING DRIVE (YARDS)

YDS	TEAM	DATE
1. 99	Duke	Oct. 31, 1964
99	Florida State	Oct. 18, 1997
99	Duke	Oct. 21, 2000
4. 98	Georgia	Nov. 30, 1968
98	Auburn	Oct. 17, 1970
98	North Carolina	Sept. 19, 1987
98	Miami	Nov. 20, 2008
98	Virginia	Oct. 9, 2010
9. 97	four times, most recently:	
	Miami	Nov. 21, 2015

SHORTEST SCORING DRIVE (PLAYS)

PL	TEAM	DATE
1. 1	87 times, most recently:	
	N. Carolina	Nov. 19, 2022

SHORTEST SCORING DRIVE (TIME)

TIME	TEAM	DATE
1. 0:01	Duke	Sept. 26, 2015
2. 0:03	Georgia	Nov. 28, 1992
0:03	Clemson	Oct. 28, 2000
4. 0:04	Auburn	Oct. 20, 1979
0:04	Duke	Nov. 10, 2007
0:04	Clemson	Aug. 29, 2019
7. 0:05	Mississippi	Dec. 30, 1971
0:05	Duke	Nov. 1, 1980
0:05	Chattanooga	Sept. 10, 1988
0:05	Florida State	Nov. 5, 1994
0:05	Connecticut	Sept. 17, 2005
0:05	W. Carolina	Sept. 1, 2011
0:05	Florida State	Oct. 24, 2015
0:05	Duke	Oct. 13, 2018
0:05	Miami	Oct. 19, 2019

SHORTEST SCORING DRIVE (YARDS)

YDS	TEAM	DATE
1. -14 (FG)	LSU	Dec. 31, 2008
2. -10 (FG)	UCF	Sept. 2, 2000
3. -8 (FG)	Georgia	Nov. 26, 1966
4. -7 (FG)	Florida	Sept. 20, 1980
5. -5 (FG)	Duke	Nov. 1, 1980
-5 (FG)	Georgia	Dec. 1, 1990
-5 (FG)	Wake Forest	Nov. 14, 1992
8. -4 (FG)	NC State	Oct. 11, 1997
-4 (FG)	Duke	Nov. 10, 2007
10. -2 (FG)	Miami	Nov. 19, 2005
-2 (FG)	Clemson	Sept. 22, 2016
-2 (FG)	Virginia	Oct. 20, 2022

MOST TIME OF POSSESSION

TIME	TEAM	DATE
1. 43:22	Alabama	Sept. 8, 1979
2. 41:32	North Carolina	Oct. 8, 1994
3. 41:50	The Citadel	Sept. 14, 2019
4. 40:59	Clemson	Sept. 27, 1986
5. 40:52	Georgia	Nov. 24, 1979
6. 40:25	Arizona	Sept. 1, 1994
7. 40:16	Western Caro.	Sept. 10, 2022
8. 40:07	Navy	Nov. 12, 1977
9. 39:51	Georgia	Nov. 25, 1993
10. 39:10	Duke	Oct. 21, 2000

LOWEST TIME OF POSSESSION

TIME	TEAM	DATE
1. 16:15	Boston College	Oct. 20, 2012
2. 17:17	Virginia	Oct. 24, 2009
3. 17:21	South Carolina	Sept. 12, 1970
4. 17:42	Virginia Tech	Oct. 25, 2018
5. 17:50	Wake Forest	Sept. 14, 1996
6. 17:54	North Carolina	Sept. 26, 2009
7. 18:33	Tennessee	Sept. 4, 2017
8. 19:14	Duke	Nov. 1, 1986
9. 19:22	North Carolina	Sept. 21, 2013
10. 20:04	Georgia	Nov. 24, 2012

MOST THIRD-DOWN CONVERSIONS

3D	TEAM	DATE
1. 15 (of 21)	Virginia	Oct. 5, 1974
2. 14 (of 17)	Notre Dame	Nov. 16, 1968
14 (of 22)	Duke	Oct. 29, 1977
14 (of 21)	Clemson	Sept. 27, 1986
14 (of 20)	NC State	Sept. 9, 1989
14 (of 20)	Arizona	Sept. 1, 1994
7. 13 (of 17)	Alabama	Sept. 11, 1982
13 (of 19)	Clemson	Oct. 6, 2012
13 (of 20)	Ga. Southern	Oct. 15, 2016
10. 12	four times	

HIGHEST THIRD-DOWN CONVERSION

PERCENTAGE	TEAM	DATE
1. .888 (8-9)	Virginia	Nov. 8, 1997
2. .824 (14-17)	Notre Dame	Nov. 16, 1968
3. .769 (10-13)	Florida State	Oct. 10, 2009
4. .765 (13-17)	Alabama	Sept. 11, 1982
5. .733 (11-15)	N. Carolina	Oct. 16, 1993
6. .727 (8-11)	Fresno State	Dec. 31, 2007
7. .714 (15-21)	Virginia	Oct. 5, 1974
.714 (10-14)	Clemson	Sept. 29, 1984
9. .706 (12-17)	Georgia	Nov. 23, 1995
10. .700	three times	

FEWEST THIRD-DOWN CONVERSIONS

3D	TEAM	DATE
1. 0 (of 12)	Chattanooga	Sept. 10, 1988
2. 1	27 times, most recently:	
	Pittsburgh	Sept. 23, 2017

MOST THIRD-DOWN ATTEMPTS

ATT	TEAM	DATE
1. 22 (8)	Miami	Sept. 28, 1968
22 (14)	Duke	Oct. 29, 1977
22 (11)	Georgia	Nov. 24, 1979
22 (7)	Wake Forest	Nov. 21, 1987
22 (11)	W. Carolina	Sept. 12, 1992
22 (10)	Baylor	Nov. 6, 1993
22 (8)	Fresno State	Dec. 31, 2002
8. 21	11 times	

LOWEST THIRD-DOWN CONVERSION PERCENTAGE

PCT	TEAM	DATE
1. .000 (0-12)	Chattanooga	Sept. 10, 1988
2. .070 (1-15)	Duke	Oct. 30, 1971
.070 (1-15)	Auburn	Oct. 16, 1982
4. .071 (1-14)	Notre Dame	Nov. 8, 1980
.071 (1-14)	Vanderbilt	Aug. 31, 2002
.071 (1-14)	W. Carolina	Sept. 10, 2004
.071 (1-14)	Miami	Nov. 19, 2005
8. .077	five times, most recently:	
	Pittsburgh	Sept. 23, 2017

MOST FOURTH-DOWN CONVERSIONS

4D	TEAM	DATE
1. 5 (of 9)	Rice	Sept. 24, 1960
2. 4 (of 5)	Alabama	Nov. 12, 1960
4 (of 5)	Duke	Oct. 31, 1964
4 (of 4)	Duke	Oct. 30, 1965
4 (of 4)	Tulane	Oct. 22, 1966
4 (of 4)	Alabama	Sept. 8, 1979
4 (of 5)	Maryland	Oct. 12, 1991
4 (of 6)	NC State	Oct. 10, 1998
4 (of 4)	Miss. State	Oct. 3, 2009

MOST FOURTH-DOWN CONVERSION ATTEMPTS

ATT	TEAM	DATE
1. 9 (5)	Rice	Sept. 24, 1960
2. 7 (4)	Kentucky	Sept. 19, 1959
3. 6 (3)	LSU	Oct. 12, 1957
6 (3)	Georgia	Nov. 30, 1968
6 (4)	NC State	Oct. 10, 1998
6. 5	19 times	



RUSHING

MOST ATTEMPTS

ATT	PLAYER	TEAM	DATE
1.	43	Mateo Durant	Duke 10/9/21
2.	41	Robert Baldwin	Duke 9/24/94
3.	40	Phil Asack	Duke 11/2/68
4.	39	Joe Gattuso	Navy 11/12/77
	39	Vagas Ferguson	Notre Dame 10/6/79
	39	Thomas Jones	Virginia 11/6/99
	39	Morgan Kane	Wake Forest 11/20/99
	39	Verron Haynes	Georgia 11/24/01
9.	38	Steve Jones	Duke 11/4/72
	38	Eddie Meyers	Navy 11/14/81

MOST RUSHING YARDS

YDS	PLAYER	TEAM	DATE
1.	255	Vagas Ferguson	Notre Dame 11/18/78
2.	247	Vincent Davis	Pitt 12/10/20
3.	242	Bo Jackson	Auburn 10/19/85
4.	234	Randy Cuthbert	Duke 10/28/89
5.	233	C.J. Spiller	Clemson 12/5/09
6.	225	Herschel Walker	Georgia 12/5/81
7.	224	Morgan Kane	Wake Forest 11/20/99
	224	Ibrahim Mohamed	Minnesota 12/26/18
9.	218	Chris Douglas	Duke 11/8/03
10.	217	Benny Cunningham	Middle Tennessee 9/29/12

MOST RUSHING YARDS / TWO PLAYERS COMBINED

YDS	PLAYERS	TEAM	DATE
1.	349	Ealey/King	Georgia 11/28/09
2.	332	Davis/Spiller	Clemson 10/21/06
3.	307	Jackson/Fullwood	Auburn 10/19/85
4.	299	Jones/Womack	Virginia 10/17/98
5.	296	Spiller/Ellington	Clemson 12/5/09
6.	282	Ferguson/Stone	Notre Dame 11/18/78
7.	281	Cuthbert/Boone	Duke 10/28/89
8.	279	Ferguson/Pallas	Notre Dame 11/18/78
9.	278	Ferguson/Buchanan	Notre Dame 11/18/78
10.	277	Jackson/Washington	Auburn 10/19/85

MOST RUSHING TOUCHDOWNS

TD	PLAYER	TEAM	DATE
1.	5	Benny Cunningham	Middle Tennessee 9/29/12
2.	4	Herschel Walker	Georgia 12/5/81
	4	Tiki Barber	Virginia 9/16/95
	4	C.J. Spiller	Clemson 12/5/09
	4	John Kelly	Tennessee 9/4/17
6.	3	26 times, most recently:	
		Phil Jurkovec	Boston College 11/13/21

PASSING

MOST ATTEMPTS

ATT	PLAYER	TEAM	DATE
1.	65	Rusty LaRue	Wake Forest 11/4/95
2.	62	Cory Phillips	Georgia 11/25/00
3.	61	David Watford	Virginia 10/26/13
4.	58	Matt Schaub	Virginia 10/26/02
5.	56	Willie Perkins	Western Carolina 10/12/85
6.	55	Quincy Carter	Georgia 11/27/99
7.	53	Sean Glennon	Virginia Tech 9/30/06
	53	Daniel Evans	NC State 11/4/06
9.	52	Stephen Morris	Miami 9/22/12
10.	51	Scott Milanovich	Maryland 9/28/95
	51	Danny Kanell	Florida State 10/21/95
	51	Sam Howell	North Carolina 10/5/19

MOST COMPLETIONS

CMP	PLAYER	TEAM	DATE
1.	43	David Watford	Virginia 10/26/13
2.	41	Danny Kanell	Florida State 10/21/95
	41	Rusty LaRue	Wake Forest 11/4/95
	41	Matt Schaub	Virginia 10/26/02
5.	36	Cory Phillips	Georgia 11/25/00
6.	33	Sam Howell	North Carolina 10/5/19
7.	32	Scott Milanovich	Maryland 9/28/95
	32	Bryson Spinner	Virginia 11/10/01
	32	Deshawn Watson	Clemson 9/22/16
	32	Jerod Evans	Virginia Tech 11/12/15

MOST PASSING TOUCHDOWNS

TD	PLAYER	TEAM	DATE
1.	6	Steve Slayden	Duke 10/31/87
2.	5	Tony Sacca	Penn State 8/28/91
	5	Bryson Spinner	Virginia 11/10/01
	5	Christian Ponder	Florida State 10/10/09
	5	Trevor Lawrence	Clemson 10/17/20
6.	4	18 times, most recently	
		Stetson Bennett	Georgia 11/27/21

HIGHEST COMPLETION PERCENTAGE

MINIMUM 10 ATTEMPTS

PCT	PLAYER	TEAM	DATE
1.	.900 (9-10)	Don Altman	Duke 10/29/60
2.	.824 (14-17)	Aaron Murray	Georgia 11/24/12
3.	.818 (9-11)	Steadman Shealy	Alabama 9/8/79
	.818 (27-33)	Ben Bennett	Duke 10/29/83
	.818 (9-11)	James Jackson	Georgia 11/28/87
6.	.813 (13-16)	Mike Bobo	Georgia 11/25/94
7.	.803 (41-51)	Danny Kanell	Florida State 10/21/95
8.	.800 (20-25)	Jacory Harris	Miami 9/17/09
9.	.789 (15-19)	Tim Esposito	NC State 10/6/84
	.789 (15-19)	Aaron Murray	Georgia 11/27/10

MOST INTERCEPTIONS THROWN

INT	PLAYER	TEAM	DATE
1.	5	Tom Schultze	VMI 11/10/73
2.	4	Leo Hart	Duke 11/1/69
	4	Bruce Gadd	Rice 9/30/72
	4	Buddy Gilbert	Tulane 10/25/75
	4	Tim Couch	Chattanooga 11/9/85
	4	Steve Slayden	Duke 11/1/86
	4	Todd Ellis	South Carolina 10/15/88
	4	John Kaleo	Maryland 10/10/92
	4	Brandon Cox	Auburn 9/3/05
	4	Dwight Dasher	Middle Tennessee 10/16/10

MOST YARDS PASSING

YDS	PLAYER	TEAM	DATE
1.	501	Rusty LaRue	Wake Forest 11/4/95
2.	443	Chris Weinke	Florida State 9/9/00
3.	436	Stephen Morris	Miami 9/22/12
4.	435	Matt Ryan	Boston College 9/15/07
5.	417	Dillon Gabriel	UCF 9/19/20
6.	415	Mike Bobo	Georgia 11/29/97
7.	413	Cory Phillips	Georgia 11/25/00
8.	407	Matthew Stafford	Georgia 11/29/08
9.	406	Mark Maye	North Carolina 9/19/87
10.	404	Trevor Lawrence	Clemson 10/17/20

RECEIVING**MOST RECEPTIONS**

REC	PLAYER	TEAM	DATE
1. 16	Corey Thomas	Duke	11/15/97
16	Travis Latendresse	vs. Utah	12/9/05
3. 13	Mark Militello	Duke	10/29/83
13	Jermaine Lewis	Maryland	9/28/95
13	Darius Jennings	Virginia	10/26/13
6. 12	Roger Boone	Duke	10/31/87
12	Shawn Foreman	West Virginia	12/29/97
12	Randy McMichael	Georgia	11/25/00
9. 11	eight times		

MOST YARDS RECEIVING

YDS	PLAYER	TEAM	DATE
1. 276	Corey Thomas	Duke	11/15/97
2. 247	Randy Marriott	North Carolina	9/19/87
3. 234	Herman Moore	Virginia	11/3/90
4. 214	Travis Latendresse	vs. Utah	12/29/05
5. 210	Charleston Rambo	Miami (Fl.)	11/6/21
6. 204	Cormac Carney	Air Force	11/11/78
7. 189	Jermaine Lewis	Maryland	9/28/95
8. 184	Phillip Dorsett	Miami (OT)	9/22/12
9. 180	Mohamed Massaquoi	Georgia	11/29/08
10. 176	Todd Dixon	Wake Forest	11/17/90
176	Martavis Bryant	Clemson	11/14/13

MOST RECEPTIONS, TWO PLAYERS COMBINED

REC	PLAYERS	TEAM	DATE
1. 24	Thomas/Epperson	Duke	11/15/97
24	Thomas/Montgomery	Duke	11/15/97
24	Latendresse/Hernandez	Utah	12/29/05
4. 23	McMichael /Gary	Georgia	11/25/00
23	Jennings/Tim Smith	Virginia	10/26/13
6. 20	Thomas/Wilks	Duke	11/15/97
20	Deese/Chalmers	Wake Forest	11/21/98
20	Hill/Buchannon	Samford	9/4/04
20	Jennings/Shepherd	Virginia	10/26/13
10. 19	two times		

MOST YARDS RECEIVING, TWO PLAYERS COMBINED

YDS	PLAYERS	TEAM	DATE
1. 355	Thomas/Montgomery	Duke	11/15/97
2. 342	Thomas/Epperson	Duke	11/15/97
3. 337	Marriott/Lewis	North Carolina	9/19/87
4. 306	Thomas/Hodrick	Duke	11/15/97
5. 297	Nowell/Carmichael	Western Carolina	10/12/85
6. 296	Thomas/Wilks	Duke	11/15/97
7. 291	Thomas/Deorio	Duke	11/15/97
291	Dorsett/Davon Johnson	Miami (OT)	9/22/12
9. 289	Latendresse/Hernandez	Utah	12/29/05
10. 282	McMichael/Gary	Georgia	11/25/00

MOST RECEIVING TOUCHDOWNS

TD	PLAYER	TEAM	DATE
1. 4	Corey Thomas	Duke	11/15/97
4	Travis Latendresse	Utah	12/29/05
3. 3	Randy Marriott	North Carolina	9/19/87
3	Clarkston Hines	Duke	10/31/87
3	Koren Robinson	NC State (OT)	9/21/00
3	Gullian Gary	Maryland	11/18/00
3	Mohamed Massaquoi	Georgia	11/29/08
8. 2	64 times, most recently: Jaden Bradley	Pitt	10/1/2022

TOTAL OFFENSE/SCORING**MOST YARDS**

YDS	PLAYERS	TEAM	DATE
1. 514	Rusty LaRue	Wake Forest	11/4/95
2. 460	Tajh Boyd	Clemson	10/6/12
3. 447	Dillon Gabriel	UCF	9/19/20
4. 446	Stephen Morris	Miami (OT)	9/22/12
5. 441	Chris Weinke	Florida State	9/9/00
6. 426	Matt Ryan	Boston College	9/15/07
7. 421	Mike Bobo	Georgia	11/29/97
8. 418	Woodrow Dantzler	Clemson (OT)	9/29/01
9. 412	Steve Slayden	Duke	10/31/87
10. 410	Trevor Lawrence	Clemson	10/17/20

MOST TOUCHDOWNS SCORED

TD	PLAYERS	TEAM	DATE
1. 5	Benny Cunningham	Middle Tennessee	9/29/12
5	Trevor Lawrence	Clemson	10/17/20
3. 4	Herschel Walker	Georgia	12/5/81
4	Tiki Barber	Virginia	9/16/95
4	Corey Thomas	Duke	11/15/97
4	Travis Latendresse	Utah	12/29/05
4	C.J. Spiller	Clemson	12/5/09
4	Mike James	Miami (OT)	9/22/12
4	Jamaal Williams	BYU	10/27/12
4	Todd Gurley	Georgia (OT)	11/30/13
4	John Kelly	Tennessee (20T)	9/4/17
4	Trevor Lawrence	Clemson	9/22/18
4	Jake Fromm	Georgia	11/24/18
4	Sam Howell	North Carolina	10/5/19
4	Jake Fromm	Georgia	11/30/19
4	Dillon Gabriel	UCF	9/19/20
4	Malik Cunningham	Louisville	10/9/20
18. 3	37 times, most recently: Jordan Travis	Florida State	10/29/22

PUNTING**HIGHEST PUNT AVERAGE**

MINIMUM TWO ATTEMPTS

AVG	PLAYERS	TEAM	DATE
1. 60.5	Jimmy Colquitt	Tennessee	10/27/84
2. 57.6	Bobby Gordon	Tennessee	11/10/56
3. 56.4	Ryan Plackemeier	Wake Forest	11/5/05
4. 54.8	Larry Swider	Pittsburgh	9/18/76
5. 54.0	Riley Stephenson	BYU	10/27/12
6. 53.7	Tommy Lunceford	Auburn	10/16/65
7. 52.5	Will Monday	Duke	11/17/12
52.5	Rod Stewart	Duke	10/30/65
9. 52.0	Whit Canole	Tennessee	11/5/60
10. 51.7	Tommy Hibbard	North Carolina	11/10/12

KICKING
MOST FIELD GOALS

	FGM	PLAYERS	TEAM	DATE
1.	6	Billy Bennett	Georgia	11/24/01
2.	5	Connor Hughes	Virginia	11/22/03
3.	4	Steve Fehr	Navy	11/15/80
4	Wilson Hoyle	Wake Forest	11/21/87	
4	Brian Lowe	Boston College	11/25/89	
4	Chris Gardocki	Clemson	10/13/90	
4	Phillip Shirley	Western Carolina	9/12/92	
4	Marc Primanti	NC State	11/11/95	
4	Matthew Burdick	Wake Forest	11/20/99	
4	Connor Barth	North Carolina	11/17/07	
4	Michael Badgley	Miami	10/21/17	
4	Alex Kessman	Pitt	12/10/20	
4	John Parker Romo	Virginia Tech	10/30/21	
4	Colton Boomer	Central Fla.	9/24/22	

MOST FIELD ATTEMPTS

	FGA	PLAYERS	TEAM	DATE
1.	6	Rex Robinson	Georgia	11/24/79
6	Chris Gardocki	Clemson	10/13/90	
6	Steve Videtich	NC State	10/3/92	
6	Billy Bennett	Georgia	11/24/01	
5.	5	Brian Lowe	Boston College	11/25/89
5	Mike Green	Wake Forest	11/14/92	
5	Connor Hughes	Virginia	11/22/03	
5	John Deraney	NC State	11/4/06	
5	M. Buchholz	Clemson	9/29/07	
5	Connor Barth	North Carolina	11/17/07	
5	John Parker Romo	Virginia Tech	10/30/21	

DEFENSE
MOST INTERCEPTIONS

	INT	PLAYERS	TEAM	DATE
1.	4	A.J. Greene	Wake Forest	11/21/87
2.	3	Artimus Parker	USC	9/22/73
3	Dre' Bly	North Carolina	9/21/96	
3	Aundray Bruce	Auburn	10/17/87	
3	Jeff Hipp	Georgia	11/24/79	
6.	2	47 times		

LONGEST PLAYS
LONGEST TOUCHDOWN

YDS	PLAYER	TEAM	DATE
100 (jr)	Mel Baxley	South Carolina	9/15/73
100 (kr)	Tavon Mason	Virginia	11/10/01
100 (kr)	Josh Wilson	Maryland	10/7/06
100 (kr)	DeVon Edwards	Duke	9/26/15
99 (kr)	Bill Mathis	Clemson	10/3/59
99 (jr)	Preston Anderson	Rice	9/30/72
99 (fr)	Damian Swann	Georgia	11/29/14
99 (jr)	Kamren Kinchens	Miami (Fla.)	11/12/22
98 (kr)	Terrance Horne	South Florida	9/8/18
97 (kr)	Terrance Horne	South Florida	9/8/18
96 (p)	Howard (Kiel)	Notre Dame	11/7/81
96 (kr)	Jerod Washington	Virginia	9/19/92
96 (kr)	Marcus Wall	North Carolina	10/14/95
95 (kr)	Joe Henderson	Clemson	9/26/87
95 (kr)	Kory Bailey	North Carolina	9/26/98
95 (kr)	Darrell Blackman	NC State	11/4/06

LONGEST RUSH

YDS	PLAYER	TEAM	DATE
91 (t)	C.J. Prorise	Notre Dame	9/19/15
90 (t)	Travis Etienne	Clemson	8/29/19
83 (t)	Joel Arrington	Duke	10/31/59
80 (t)	Jay Washington	Clemson	9/29/73
80 (t)	Elijah Green	North Carolina	11/19/22
79 (t)	Bary Word	Virginia	9/21/85
78 (t)	Glynn Harrison	Georgia	11/27/75
77	Stanley Morgan	Tennessee	10/9/76
77 (t)	Derric Hamilton	Clemson	9/14/02
77 (t)	C.J. Brown	Maryland	10/8/11
76 (t)	Richard Williams	Memphis	9/27/80
76 (t)	Bo Jackson	Auburn	10/19/85
76 (t)	Quinton Lee	Boston College	10/4/97

LONGEST PASS

YDS	RECEIVER (QB)	TEAM	DATE
96 (t)	Howard (Kiel)	Notre Dame	11/7/81
93 (t)	Marriott (Maye)	North Carolina	9/19/87
87 (t)	Mitchell (Baker)	North Carolina	9/10/05
85 (t)	Bresler (Sullivan)	Auburn	10/17/70
83 (t)	Rogers (Lawrence)	Clemson	10/17/20
83	McIntosh (Bennett)	Georgia	11/26/22
80 (t)	Brantley (Jordan)	Clemson	9/27/75
80 (t)	Scott (Buck Belue)	Georgia	12/5/81
80 (t)	Bonner (J.J. Joe)	Baylor	11/7/92
80 (t)	Royal (Randall)	Virginia Tech	10/28/04
80 (t)	Clark (Davis)	NC State	10/6/05
79 (t)	Clark (Penn)	UCF	9/2/00
79 (t)	Hankerson (Morris)	Miami	11/13/10

LONGEST PUNT

YDS	PLAYER	TEAM	DATE
83	Scott McAllister	North Carolina	10/21/89
81	Ken Cooper	Georgia	12/1/56
78	Will Brice	Virginia	10/15/94
77	Larry Swider	Pittsburgh	9/18/76
74	Spence Fischer	Duke	9/24/94
73	Bobby Walden	Georgia	11/28/59
73	Ricky Brummitt	Duke	9/9/78
73	Malcolm Simmons	Alabama	9/12/81
72	Bobby Gordon	Tennessee	11/10/56
72	Kevin Ferguson	Virginia	10/13/84
72	Will Monday	Duke	9/14/13

LONGEST PUNT RETURN

YDS	PLAYER	TEAM	DATE
90	Tucker Holloway	Virginia Tech	11/5/22
88 (t)	Brian Mance	Clemson	10/8/00
81 (t)	Sahmir Hagans	Duke	10/8/22
80 (t)	Quadree Henderson	Pittsburgh	9/23/17
79 (t)	Michael Lettieri	Navy	11/9/68
79	Derrick Hamilton	Clemson	9/14/02
78 (t)	Donnell Woolford	Clemson	9/26/87
77 (t)	Lou Harris	South Carolina	9/11/71
75 (t)	Tory Stawarz	Miami	9/26/70
74 (t)	Bill Simpson	Michigan State	9/23/72
72 (t)	Scott Woerner	Georgia	12/2/78
72 (t)	Fred Lane	Georgia	12/1/84

LONGEST KICKOFF RETURN

YDS	PLAYER	TEAM	DATE
100 (t)	Tavon Mason	Virginia	11/10/01
100 (t)	Josh Wilson	Maryland	10/7/06
100 (t)	DeVon Edwards	Duke	9/26/15
99 (t)	Bill Mathis	Clemson	10/3/59
98 (t)	Jerry Stovall	LSU	10/6/62
98 (t)	Terrance Horne	South Florida	9/8/18
97 (t)	Terrance Horne	South Florida	9/8/18
96 (t)	Jerrod Washington	Virginia	9/19/92
96 (t)	Marcus Wall	North Carolina	10/14/95
95 (t)	Joe Henderson	Clemson	9/26/87
95 (t)	Kory Bailey	North Carolina	9/26/98
95 (t)	Darell Blackman	NC State	11/4/06

LONGEST INTERCEPTION RETURN

YDS	PLAYER	TEAM	DATE
100 (t)	Mel Baxley	South Carolina	9/15/73
99 (t)	Preston Anderson	Rice	9/30/72
99 (t)	Kamren Kinchens	Miami (Fl.)	11/12/22
82 (t)	Stanford Samuels	Florida State	11/9/02
79 (t)	Anthony Washington	California	9/16/78
77 (t)	Randy Neal	Virginia	10/15/94
70 (t)	Clarence Ellis	Notre Dame	11/15/69
69 (t)	Doug Archibald	Tennessee	11/7/64
68 (t)	Doug Brewster	Clemson	9/24/88
64 (t)	Jesse Campbell	NC State	10/1/88
64 (t)	Roland Minor	Virginia Tech	10/28/04

LONGEST FIELD GOAL MADE

YDS	PLAYER	TEAM	DATE
60	Fuad Reveiz	Tennessee	10/23/82
57	Rex Robinson	Georgia	11/29/80
57	Kevin Butler	Georgia	12/1/84
57	Michael Badgley	Miami	11/21/15
56	Chris Blewitt	Pittsburgh	10/17/15
55	Alan Duncan	Tennessee	10/11/80
55	Fuad Reveiz	Tennessee	10/26/85
55	Alex Kessman	Pittsburgh	9/23/17
53	Brian Clark	Florida	9/19/81
53	Colt David	LSU	12/31/08
53	Richard Jackson	Clemson	9/10/09

LONGEST FIELD GOAL ATTEMPT

YDS	PLAYER	TEAM	DATE
63	Connor Barth	North Carolina	11/17/07
62	Don Barfield	Clemson	10/1/66
60	Marvin Roberts	Michigan State	9/23/72
60	# Fuad Reveiz	Tennessee	10/23/82
60	Chris Gardocki	Clemson	10/13/90
58	Pete Rajacki	Georgia	11/28/70
58	Rex Robinson	Georgia	11/26/77
57	five times, most recently: # Michael Badgley	Miami	11/21/15

-- made FG

SCORING
MOST POINTS SCORED
GAME

 118 (68-50) – at North Carolina
(Nov. 10, 2012)

ACC

 118 (68-50) – at North Carolina
(Nov. 10, 2012)

HISTORIC

 222 (222-0) – vs. Cumberland
(Oct. 7, 1916)

HALF

 63 (1st) – vs. Florida State (Oct. 10, 2009)
vs. Western Carolina (Sept. 1, 2011)

ACC

 63 (1st) – vs. Florida State
(Oct. 10, 2009)

QUARTER

45 (4th) – vs. NC State (Oct. 1, 2011)

ACC

 45 (4th) – vs. NC State
(Oct. 1, 2011)

MOST TOUCHDOWNS
GAME

16 – at North Carolina (Nov. 10, 2012)

ACC

 16 – at North Carolina
(Nov. 10, 2012)

HALF

 9 (1st) – vs. Florida State (Oct. 10, 2009)
vs. Western Carolina (Sept. 1, 2011)

ACC

 9 (1st) – vs. Florida State
(Oct. 10, 2009)

QUARTER

7 (4th) – vs. Virginia (Nov. 10, 2001)

ACC

7 (4th) – vs. Virginia (Nov. 10, 2001)

FEWEST TOUCHDOWNS
GAME

 0 – 10 times, most recently:
vs. Wake Forest (Dec. 2, 2006)

ACC

0 – vs. Wake Forest (Dec. 2, 2006)

MOST FIELD GOALS
GAME

 7 – vs. Western Carolina (Sept. 12, 1992)
vs. Georgia (Nov. 24, 2001)

ACC

 6 – five times, most recently:
vs. Virginia (Nov. 17, 2018)

MOST FIELD GOALS ATTEMPTED
GAME

10 – vs. NC State (Oct. 3, 1992)

ACC

10 – vs. NC State (Oct. 3, 1992)

MOST FIELD GOALS MISSED
GAME

 5 – six times, most recently:
vs. NC State (Oct. 20, 2001)

ACC

 5 – vs. NC State (Oct. 3, 1992),
vs. Maryland (Oct. 31, 1998),
vs. NC State (Oct. 20, 2001)

RUSHING
MOST YARDS
GAME

755 – vs. Kansas (Sept. 17, 2011)

ACC

663 – at Pittsburgh (Oct. 25, 2014)

FEWEST YARDS
GAME

58 – vs. Georgia (Nov. 27, 2004)

ACC

81 – vs. NC State (Oct. 4, 2003)

MOST ATTEMPTS
GAME

125 – vs. Auburn (Oct. 18, 1975)

ACC

 109 – vs. Wake Forest
(Nov. 13, 1982)
vs. Virginia (Oct. 13, 1984)

FEWEST ATTEMPTS
GAME

51 – vs. Samford (Sept. 9, 2006)

ACC

 58 – vs. Wake Forest (Nov. 4, 1995)
vs. Virginia (Nov. 10, 2001)

PASSING
MOST YARDS
GAME

813 – vs. Virginia (Nov. 10, 2001)

ACC

813 – vs. Virginia (Nov. 10, 2001)

FEWEST YARDS
GAME

6 – vs. Georgia (Nov. 30, 1974)

ACC

146 – vs. Maryland (Nov. 3, 2012)

MOST COMPLETIONS
GAME

71 – vs. Virginia (Nov. 10, 2001)

ACC

71 – vs. Virginia (Nov. 10, 2001)

FEWEST COMPLETIONS
GAME

1 – vs. Georgia (Nov. 30, 1974)

ACC

 11 – three times, most recently:
vs. Maryland (2012)

MOST ATTEMPTS
GAME

 101 – vs. Virginia (Nov. 10, 2001)
vs. Virginia (Oct. 26, 2002)

ACC

 101 – vs. Virginia (Nov. 10, 2001)
vs. Virginia (Oct. 26, 2002)

FEWEST ATTEMPTS
GAME

 8 – vs. Auburn (Oct. 17, 1959)
vs. Georgia (Nov. 30, 1974)
vs. Georgia (Nov. 27, 1976)

ACC

 21 – vs. Virginia Tech
(Oct. 17, 2009)

MOST INTERCEPTIONS
GAME

9 – vs. Rice (Sept. 30, 1972)

ACC

7 – vs. Wake Forest (Nov. 21, 1987)

TOTAL OFFENSE
MOST YARDS
GAME

1,206 – at Virginia (Oct. 23, 2021)

ACC

 1,206 – at Virginia
(Oct. 23, 2021)

FEWEST YARDS
GAME

169 – vs. Florida (Sept. 14, 1963)

ACC

410 – vs. Maryland (Oct. 9, 2004)

MOST PLAYS
GAME

180 – vs. Georgia (Nov. 27, 1999)

ACC

169 – vs. Duke (Oct. 31, 1987)

FEWEST PLAYS
GAME

94 – vs. Kentucky (Sept. 20, 1958)

ACC

113 – vs. Virginia (Sept. 21, 2006)

MOST FIRST DOWNS
GAME

 64 (27-37) – vs. Wake Forest
(Nov. 21, 1998)

ACC

 64 (27-37) – vs. Wake Forest
(Nov. 21, 1998)

FEWEST FIRST DOWNS
GAME

15 (8-7) – vs. Florida (Sept. 14, 1963)

15 (4-11) – vs. Vanderbilt (Sept. 18, 1965)

ACC

 21 (6-15) – vs. Virginia Tech
(Sept. 24, 2005)

TURNOVERS

MOST TURNOVERS

GAME

13 – five times, most recently:
vs. Duke (1976)

ACC

10 – vs. NC State (Sept. 9, 1989)
vs. Wake Forest (Nov. 17, 1990)

FEWEST TURNOVERS

GAME

0 – 12 times, most recently:
at NC State (Dec. 5, 2020)

ACC

0 – seven times, most recently:
at NC State (Dec. 5, 2020)

MOST FUMBLES

GAME

12 – vs. Tennessee (Oct. 12, 1968)
vs. Penn State (Aug. 28, 1991)

ACC

11 – vs. Miami (Nov. 21, 2015)

MOST FUMBLES LOST

GAME

11 – vs. Tennessee (Oct. 12, 1968)

ACC

6 – vs. Maryland (Oct. 7, 1989)
vs. NC State (Sept. 8, 1990)
vs. Duke (Nov. 28, 2020)

PENALTIES

MOST PENALTIES

GAME

34 – vs. Florida State (Sept. 9, 2000)

ACC

34 – vs. Florida State
(Sept. 9, 2000)

FEWEST PENALTIES

GAME

2 – seven times, most recently:
vs. Wake Forest (Nov. 16, 1985)

ACC

2 – vs. Virginia (Oct. 13, 1984),
vs. Wake Forest (Nov. 16, 1985)

MOST PENALTY YARDS

GAME

254 – vs. Florida State (Sept. 9, 2000)

ACC

254 – vs. Florida State
(Sept. 9, 2000)



YEAR-BY-YEAR OFFENSIVE AVERAGES (SINCE 1948)

YEAR	G	TOTAL OFFENSE				RUSHING				PASSING				SCORING						
		YDS	YPG	TD	ATT	YDS	YPG	TD	COMP	ATT	INT	PCT	YDS	YPG	TD	FD	FG-A	PTS	PPG	
1948	GT	10	3549	354.9	34	452	1803	180.3	20	112	206	17	544	1746	174.6	14	157	na	226	22.6
	OPP	10	1513	151.3	10	374	749	74.9	9	62	150	12	413	764	76.4	1	86	na	69	6.9
1949	GT	10	3001	300.1	28	457	1998	199.8	20	67	156	18	429	1003	100.3	6	153	1-2	197	19.7
	OPP	10	2263	226.3	19	477	1455	145.5	14	65	146	17	445	808	80.8	5	114	0-1	129	12.9
1950	GT	11	2532	230.2	27	437	1365	124.0	14	90	187	18	482	1167	106.1	10	132	1-1	182	16.5
	OPP	11	3204	291.3	28	490	1806	164.2	19	105	216	20	489	1398	127.1	9	163	0-1	193	17.5
1951*	GT	12	3701	308.4	42	557	2067	172.3	26	110	213	17	516	1634	136.1	14	162	2-3	295	24.6
	OPP	12	2489	207.4	13	537	1370	114.2	10	110	249	24	442	1119	93.3	3	146	0-0	90	7.5
1952*	GT	12	4098	341.5	44	680	2847	237.3	30	99	207	19	478	1251	104.3	11	220	6-na	325	27.1
	OPP	12	2182	181.8	8	527	1312	109.3	8	82	214	26	383	880	73.3	0	122	1-na	59	4.9
1953*	GT	12	3740	311.7	41	554	2209	184.1	23	107	223	11	480	1531	127.6	17	207	3-na	288	24.0
	OPP	12	2685	223.8	16	556	1858	154.8	15	75	174	22	431	827	68.9	1	153	1-na	111	9.3
1954	GT	10	2728	272.8	25	408	1821	182.1	16	72	151	11	477	907	90.7	8	147	1-na	175	17.5
	OPP	10	2465	246.5	13	537	1878	187.8	10	51	118	15	432	587	58.7	3	142	1-na	91	9.1
1955	GT	10	2672	267.2	27	509	1998	199.8	16	51	104	9	491	674	67.4	6	147	0-na	182	18.2
	OPP	10	1999	199.9	6	406	1341	134.1	5	49	110	15	445	685	68.5	1	98	1-na	46	4.6
1956	GT	10	2875	287.5	33	525	2249	224.9	22	51	107	5	477	626	62.6	9	160	0-na	227	22.7
	OPP	10	2003	200.3	5	405	1284	128.4	4	53	132	17	402	719	71.9	1	107	0-na	33	3.3
1957	GT	10	1933	193.3	11	446	1411	141.1	6	59	118	9	500	522	52.2	4	120	1-na	75	7.5
	OPP	10	1778	177.8	10	473	1444	144.4	9	31	73	7	425	334	33.4	1	107	1-na	71	7.1
1958	GT	10	2124	212.4	12	448	1473	147.3	10	65	143	11	455	651	65.1	1	114	4-0	93	9.3
	OPP	10	2018	201.8	12	423	1447	144.7	9	55	129	12	426	571	57.1	3	100	3-5	91	9.1
1959	GT	10	2023	202.3	18	427	1446	144.6	11	44	96	5	458	577	57.7	7	109	2-5	129	12.9
	OPP	10	2163	216.3	15	423	1135	113.0	7	75	147	9	514	1028	102.8	7	110	3-4	107	10.7
1960	GT	10	1999	199.9	14	391	1360	136.0	9	51	118	15	432	639	63.9	3	114	8-14	117	11.7
	OPP	10	2506	250.6	13	456	1472	147.2	7	94	164	12	573	1034	103.4	6	148	3-7	97	9.7
1961	GT	10	2305	230.5	22	481	1484	148.4	19	69	142	12	486	821	82.1	3	151	4-6	162	16.2
	OPP	10	1785	178.5	6	365	949	94.9	3	78	166	11	470	836	83.6	3	107	3-5	50	5.0
1962	GT	10	2799	279.9	27	453	1750	175.0	18	88	171	9	515	1049	104.9	7	155	5-0	201	20.1
	OPP	10	2160	216.0	11	374	1024	102.4	6	95	201	16	473	1136	113.6	4	114	4-6	83	8.3
1963	GT	10	2590	259.0	20	454	1524	152.4	11	81	162	7	500	1066	106.6	10	151	12-17	173	17.3
	OPP	10	2080	208.0	11	416	1337	133.7	9	60	152	9	395	743	74.3	2	115	4-5	89	8.9
1964	GT	10	2151	215.1	16	446	1294	129.4	9	65	132	12	492	857	85.7	6	127	3-8	121	12.1
	OPP	10	2317	231.7	10	373	1002	100.2	6	108	232	13	466	1315	131.5	3	128	3-8	79	7.9
1965	GT	10	2848	284.8	29	406	1428	142.8	18	122	214	8	570	1420	142.0	12	173	7-15	229	22.9
	OPP	10	3341	334.1	19	467	1664	164.4	11	138	263	17	525	1677	167.7	8	187	6-13	150	15.0
1966	GT	10	2950	295.0	33	481	1818	181.8	21	98	204	15	480	1132	113.2	5	178	6-13	248	24.8
	OPP	10	2066	206.6	9	400	1081	108.1	4	79	202	16	391	985	98.5	4	110	7-11	81	8.1
1967	GT	10	2628	262.8	16	455	1271	127.1	10	116	269	13	431	1357	135.7	6	145	7-10	129	12.9
	OPP	10	3155	315.5	28	494	1927	192.7	18	88	192	11	458	1228	122.8	10	159	4-10	205	20.5
1968	GT	10	3005	300.5	21	362	629	62.9	8	192	352	17	545	2376	237.6	13	165	3-7	158	15.8
	OPP	10	3685	368.5	36	584	2339	233.9	24	105	227	9	462	1346	134.6	6	215	5-13	263	26.3
1969	GT	10	2428	242.8	18	483	1363	136.3	8	94	200	20	470	1065	106.5	7	136	6-15	144	14.4
	OPP	10	3301	330.1	25	476	1488	148.8	12	133	289	28	460	1813	181.3	12	185	3-13	183	18.3
1970	GT	11	3389	301.8	29	547	1882	171.1	13	144	278	23	518	1507	137.0	13	196	5-9	216	19.6
	OPP	11	3260	296.4	21	424	1226	111.5	10	131	298	23	440	2034	184.9	9	155	4-14	156	14.2
1971	GT	11	2953	268.5	23	537	1695	154.1	13	133	250	14	532	1258	114.4	8	171	1-19	172	17.2
	OPP	11	2790	253.6	17	477	1299	118.1	11	114	240	14	475	1491	135.5	7	167	1-6	156	15.1
1972	GT	11	3608	328.0	33	499	1597	145.2	13	144	277	20	520	2011	182.8	16	186	7-22	253	23.0
	OPP	11	3409	309.9	23	568	2045	185.9	13	108	224	21	482	1364	124.0	7	190	12-24	196	17.8
1973	GT	11	3412	310.2	22	532	1720	156.4	16	137	257	14	533	1692	153.8	6	199	14-26	192	17.5
	OPP	11	3760	341.8	27	538	2447	222.5	13	103	198	13	520	1313	119.7	12	221	8-15	211	19.2
1974	GT	11	3694	335.8	31	650	3162	287.5	27	45	86	5	523	532	48.4	3	202	7-15	238	21.6
	OPP	11	3514	319.5	29	582	2570	233.6	22	69	147	11	469	944	85.8	6	208	3-13	212	19.2
1975	GT	11	4084	371.3	37	692	3627	329.7	32	24	46	4	522	457	41.5	5	203	7-15	270	24.5
	OPP	11	3887	353.4	25	494	1947	177.0	15	141	267	13	528	1940	176.4	8	202	10-16	200	18.2
1976	GT	11	3391	308.3	29	612	2690	244.5	26	45	103	11	436	701	63.7	3	174	6-11	221	20.1
	OPP	11	4022	365.6	33	609	2279	207.1	21	118	218	14	541	1743	158.4	12	221	12-20	267	24.3
1977	GT	11	3500	318.2	27	630	3156	286.8	23	23	64	7	344	344	31.3	4	164	224	20.4	
	OPP	11	3664	333.1	21	594	2151	195.5	19	140	235	14	543	1513	137.5	10	209	221	20.1	
1978	GT	11	4070	370.0	32	484	2290	208.2	16	114	234	11	487	1780	161.8	10	189	9-13	249	22.6
	OPP	11	3970	360.9	25	569	2275	207.7	14	117	225	14	520	1685	153.2	7	208	12-14</		



YEAR-BY-YEAR OFFENSIVE AVERAGES (SINCE 1948)

YEAR	G	TOTAL OFFENSE				RUSHING				PASSING				SCORING						
		YDS	YPG	TD	ATT	YDS	YPG	TD	CMP	ATT	INT	PCT	YDS	YPG	TD	FD	FG-A	PTS	PPG	
1986	GT	11	3971	361.0	35	531	2312	210.2	19	137	258	9	531	1659	150.8	14	223	12-22	282	25.6
	OPP	11	3584	325.8	27	502	2078	188.9	18	129	253	14	510	1506	136.9	9	211	8-14	211	19.2
1987	GT	11	3777	343.4	26	398	1493	135.7	12	174	368	18	473	2284	207.6	13	201	7-13	199	18.1
	OPP	11	4226	384.2	34	495	1959	178.1	12	183	306	11	598	2267	206.1	16	229	14-20	275	25.0
1988	GT	11	3420	310.9	22	427	1577	143.4	13	182	332	15	548	1843	167.5	7	202	15-20	200	18.2
	OPP	11	3094	281.3	24	484	1566	142.4	12	129	252	14	512	1528	138.9	8	180	9-14	194	17.6
1989	GT	11	4070	370.0	31	519	2301	209.2	16	144	276	14	522	1769	160.8	13	215	15-24	265	24.1
	OPP	11	3732	339.3	25	466	1630	148.2	15	196	356	14	551	2102	191.1	8	216	12-19	213	19.4
1990	GT	11	4334	394.0	41	524	2298	208.9	24	146	255	13	573	2036	185.1	14	231	15-23	334	31.6
	OPP	11	3242	294.7	13	434	1220	110.9	7	151	309	24	489	2022	183.8	5	174	24-28	165	15.5
1991	GT	12	4651	387.6	33	537	2104	175.3	18	192	368	18	522	2547	212.3	13	240	11-17	265	22.1
	OPP	12	3333	277.8	25	462	1344	112.0	10	178	369	18	482	1989	165.8	12	190	8-15	197	16.4
1992	GT	11	3723	338.5	26	390	1143	103.9	9	206	398	10	518	2397	234.5	16	203	19-26	237	21.5
	OPP	11	4401	400.1	32	533	2066	187.8	17	180	310	14	581	2335	212.3	12	229	20-20	286	26.0
1993	GT	11	4398	399.8	34	467	2463	223.9	20	193	271	14	565	1935	175.9	13	224	9-15	260	23.6
	OPP	11	4373	397.5	36	529	1874	170.4	21	195	318	10	613	2499	136.6	14	249	12-18	286	26.0
1994	GT	11	3847	349.7	23	349	1145	104.1	4	223	407	18	548	2702	245.6	18	194	9-16	185	16.8
	OPP	11	4207	382.5	39	580	2534	230.4	28	144	266	10	548	1673	152.1	10	233	16-24	319	29.0
1995	GT	11	3849	349.9	33	523	2321	211.0	22	134	248	7	540	1528	138.9	10	208	11-18	260	23.6
	OPP	11	3695	335.9	31	372	1003	91.2	17	239	385	11	621	2692	244.7	13	208	9-16	243	22.1
1996	GT	11	3683	334.8	25	499	1821	165.5	12	144	262	16	550	1862	169.3	9	197	15-26	220	20.0
	OPP	11	3832	348.4	29	412	1635	148.6	13	177	312	13	567	2197	199.7	12	190	11-13	236	21.5
1997	GT	11	4037	367.0	33	449	1667	151.5	18	177	279	9	634	2370	215.5	13	206	16-20	279	25.4
	OPP	11	4719	420.0	34	379	1460	132.7	10	257	402	16	639	3259	296.3	23	239	10-17	266	24.2
1998	GT	11	4276	388.7	50	469	2021	183.7	22	153	280	8	546	2255	205.0	17	222	13-21	391	35.5
	OPP	11	4376	397.6	34	447	1844	167.6	17	199	361	10	551	2830	230.0	14	224	10-15	267	24.3
1999	GT	11	5599	509.0	59	503	2482	225.6	29	208	319	12	652	3117	283.4	29	287	11-17	448	40.7
	OPP	11	4552	413.8	41	479	2015	183.2	26	195	353	9	552	2537	230.6	15	244	15-17	333	30.3
2000	GT	11	4789	435.4	48	466	1807	164.3	21	231	374	6	618	2982	271.1	23	259	12-18	372	33.8
	OPP	11	4176	379.6	27	371	1039	94.5	6	248	430	15	577	3137	285.2	19	228	7-13	209	19.0
2001	GT	12	5015	417.9	47	500	1668	139.0	26	264	413	14	639	3347	278.9	19	268	19-28	381	31.8
	OPP	12	4000	333.3	34	432	1405	117.1	17	212	390	11	544	2595	216.2	13	218	11-12	267	22.2
2002*	GT	13	4871	374.7	35	500	2127	163.6	20	239	435	20	549	2744	211.1	15	253	12-20	280	21.5
	OPP	13	4624	355.7	30	486	1750	134.6	16	235	440	11	534	2874	221.1	11	228	18-25	267	20.5
2003*	GT	13	4298	330.6	32	509	2086	160.5	16	199	379	13	525	2212	170.2	13	236	17-21	274	21.1
	OPP	13	4189	322.2	30	445	1307	100.5	14	257	425	13	605	2882	221.7	15	218	18-24	266	20.5
2004*	GT	12	4157	344.4	31	486	1947	162.2	11	169	346	18	488	2210	184.2	17	228	15-17	264	22.0
	OPP	12	3575	297.9	28	405	1255	104.6	13	215	395	10	544	2320	193.3	12	192	10-21	227	18.9
2005*	GT	12	4188	349.0	27	464	1845	153.8	13	197	418	12	471	2343	195.2	12	240	11-21	222	18.5
	OPP	12	3810	317.5	28	409	1247	103.9	9	205	384	21	534	2563	213.6	16	200	15-17	241	20.1
2006*	GT	14	4649	332.1	45	526	2274	162.4	17	174	369	16	472	2375	169.6	25	239	12-18	349	24.9
	OPP	14	4208	300.6	29	445	1467	104.8	13	238	461	13	516	2741	195.8	11	223	18-26	257	18.4
2007*	GT	13	5004	384.9	38	548	2591	199.3	28	179	363	12	493	2413	185.6	10	261	23-28	341	26.2
	OPP	13	4295	330.4	31	472	1488	114.5	29	219	389	12	563	2807	215.9	12	219	14-20	271	20.8
2008*	GT	13	4842	372.5	40	640	3552	273.2	32	74	165	7	448	1290	99.2	5	214	12-20	317	24.4
	OPP	13	4076	313.5	33	432	1564	120.3	13	246	415	18	593	2512	193.2	20	224	11-14	264	20.3
2009*	GT	14	5910	422.1	62	792	4136	295.4	47	78	168	6	464	1774	126.7	11	287	14-20	473	33.8
	OPP	14	5044	360.3	42	433	2123	151.6	16	245	398	12	616	2921	208.6	23	241	18-27	347	24.8
2010*	GT	13	5294	407.2	42	753	4203	323.3	31	64	168	7	381	1091	83.9	9	265	15-17	338	26.0
	OPP	13	4831	371.6	42	489	2206	169.7	25	221	365	8	605	2625	201.9	14	253	11-19	328	25.2
2011*	GT	13	5964	458.8	59	717	4114	316.5	45	82	167	8	491	1850	142.3	11	265	11-18	446	34.3
	OPP	13	4669	359.2	45	465	2100	161.5	19	215	385	14	558	2569	197.6	23	239	9-15	339	26.1
2012*	GT	14	6175	441.1	63	808	4357	311.2	48	102	194	8	526	1818	129.9	12	302	11-18	470	33.6
	OPP	14	5236	374.0	51	472	2019	144.2	27	269	448	16	600	3217	229.8	23	270	12-19	396	28.3
2013*	GT	13	5586	429.7	61	713	3891	299.3	46	92	203	13	453	1695	130.4	12	283	10-14	456	35.1
	OPP	13	4683	360.2	38	422	1505	115.8	18	267	427	14	625	3178	244.5	18	256	10-17	297	22.8
2014*	GT	14	6671	476.5	66	790	4789	342.1	47	106	203	6	522	1882	134.4	19	350	11-18	530	37.9
	OPP	14	5758	411.3	43	463	2346	167.6	24	282	448	18	629	3412	243.7	19	300	18-21	360	25.7
2015	GT	12	4536	378.0	47	583	3074	256.2	30	81	192	10	422	1462	121.8	14	233	7-11	351	29.2
	OPP	12	4416	368.0	38	422	1981	165.1	24	202	337	9	599	2435	202.9	12	211	15-21	309	25.8
2016*	GT	13	5034	387.2	46	611	3355	258.1	34	83	160	4	519	1679	129.2	9	231	15-17	367	28.2
	OPP	13	5221	401.6	40	473	2239	172.2	24	270	434	11	622	2982	229.4	14	281	12-20	318	24.5
2017	GT	11	4308	391.6	42	632	3381	307.4	30	43	119	5	361	927	84.3	10	214	7-10	309	28.1
	OPP	11	3897	354.3	35	373	1690	153.6	15	196	333	6	589	2207	200.6	17	201	16-19	292	26.5
2018*	GT	13	5314	408.8	58	259	4225	325.0	46	56	126	4	444	1089	83.8	7	276	10-13	437	33.6
	OPP	13	4805	369.6	50	221	2058	158.3	22	235	363	12	647	2747	211.3	24	262	10-13	381	29.3
2019	GT	12	3436	286.3	27	448	1829	152.4	12	124	269	10	461	1607	133.9	14	181	3-8	200	16.7
	OPP	12	5075	422.9	49	539	2583	215.2	27	200	331	7	604	2492	207.7	18	217	16-23	389	



YEAR-BY-YEAR RETURN/PENALTY AVERAGES (SINCE 1978)

YEAR		RETURNS						PEN	YDS
		PR	YDS	AVG	KOR	YDS	AVG		
1978	GT	17	116	6.8	29	736	25.4	57	539
	OPP	29	241	8.3	31	487	15.7	54	523
1979	GT	31	207	6.7	33	668	20.2	48	476
	OPP	35	273	7.8	31	562	18.1	68	669
1980	GT	20	90	4.5	34	574	16.9	52	484
	OPP	43	362	8.4	17	366	21.5	64	586
1981	GT	28	127	4.5	36	724	20.1	55	541
	OPP	37	311	8.4	15	242	16.1	70	636
1982	GT	22	262	11.9	35	689	19.7	53	548
	OPP	19	210	11.1	23	315	13.7	64	493
1983	GT	26	174	6.7	33	663	20.1	64	619
	OPP	25	223	8.9	16	344	21.5	65	496
1984	GT	22	153	6.9	28	522	18.6	46	356
	OPP	25	270	10.8	45	798	17.7	53	420
1985	GT	27	155	5.7	23	539	23.4	52	481
	OPP	28	189	6.8	26	436	16.8	59	488
1986	GT	19	263	13.8	43	799	18.6	58	507
	OPP	24	146	6.1	46	938	20.4	55	423
1987	GT	27	209	7.7	49	962	19.6	60	503
	OPP	34	330	9.7	40	886	22.2	68	514
1988	GT	31	206	6.7	37	764	20.6	69	564
	OPP	21	81	3.9	40	786	19.7	79	614
1989	GT	30	173	5.8	43	939	21.8	79	687
	OPP	18	146	8.1	45	958	21.3	50	391
1990	GT	42	244	5.8	39	900	23.1	54	397
	OPP	20	155	7.8	54	1,044	19.3	59	442
1991	GT	53	507	9.6	34	595	17.5	76	594
	OPP	32	357	11.2	40	768	19.2	59	505
1992	GT	30	278	9.3	43	870	20.2	65	503
	OPP	37	389	10.5	26	585	22.5	67	540
1993	GT	23	112	4.9	37	814	22.0	71	602
	OPP	26	235	9.0	36	674	18.7	81	610
1994	GT	22	118	5.4	48	1,080	22.5	73	605
	OPP	36	388	10.8	35	633	18.1	66	529
1995	GT	34	404	11.9	33	588	17.8	78	622
	OPP	22	258	11.7	43	986	22.9	56	467
1996	GT	32	408	12.7	35	793	22.7	62	527
	OPP	16	77	4.8	31	453	14.6	62	543
1997	GT	25	253	10.1	38	774	20.4	70	632
	OPP	19	220	11.6	41	766	18.7	81	641
1998	GT	37	490	13.2	39	917	23.5	72	584
	OPP	17	123	7.2	45	853	18.9	64	516
1999	GT	30	335	11.2	43	980	22.8	77	640
	OPP	13	102	7.8	51	999	19.6	72	562
2000	GT	38	355	9.3	30	706	23.5	92	769
	OPP	27	203	7.5	52	838	16.1	75	592
2001	GT	51	555	10.9	37	846	22.9	85	712
	OPP	16	135	8.4	47	1,060	22.6	99	787
2002*	GT	52	524	10.1	43	839	19.5	95	792
	OPP	37	306	8.3	34	642	18.9	88	751
2003*	GT	33	380	11.5	48	981	20.4	68	576
	OPP	36	324	9.0	47	1,076	22.9	93	800
2004*	GT	50	350	7.0	30	653	21.8	75	640
	OPP	33	195	5.9	34	792	23.3	92	782
2005*	GT	35	198	5.7	35	707	20.2	88	686
	OPP	32	282	8.8	35	830	23.7	90	768
2006*	GT	45	336	7.5	42	815	19.4	86	713
	OPP	33	164	5.0	50	1,349	27.0	97	847
2007*	GT	44	436	9.9	49	1,061	21.7	90	771
	OPP	20	140	7.0	66	1,119	17.0	77	668
2008*	GT	27	182	6.7	45	883	19.6	63	570
	OPP	15	147	9.8	55	1,094	19.9	58	487
2009*	GT	21	281	13.4	54	1,176	21.8	84	659
	OPP	10	74	7.4	78	1,755	22.5	68	557
2010*	GT	23	134	5.8	53	1,057	19.9	81	689
	OPP	16	185	11.6	58	1,110	19.1	63	531
2011*	GT	16	130	8.1	42	807	19.2	58	480
	OPP	13	82	6.3	70	1,515	21.6	54	364
2012*	GT	20	252	12.6	44	1,050	23.9	68	558
	OPP	22	98	4.5	66	1,569	23.8	67	535
2013*	GT	19	160	8.4	40	881	22.0	63	529
	OPP	17	152	8.9	45	968	21.5	76	623

YEAR		RETURNS						PEN	YDS
		PR	YDS	AVG	KOR	YDS	AVG		
2014*	GT	12	97	8.1	41	892	21.8	69	576
	OPP	16	105	6.6	33	747	22.6	75	616
2015	GT	20	189	9.4	31	590	19.0	38	329
	OPP	14	109	7.8	19	440	23.2	75	582
2016*	GT	12	131	10.9	27	578	21.4	57	502
	OPP	14	131	9.4	19	404	21.3	66	535
2017	GT	17	125	7.4	40	775	19.4	44	394
	OPP	21	198	9.4	44	1077	24.5	42	396
2018	GT	13	93	7.0	28	689	24.6	50	477
	OPP	10	60	6.0	48	1261	26.3	56	459
2019	GT	16	76	4.8	34	715	21.0	57	493
	OPP	30	343	11.4	23	481	20.9	60	524
2020	GT	16	65	4.1	21	403	19.2	89	749
	OPP	8	83	10.4	33	686	20.8	70	642
2021	GT	16	61	3.8	36	736	20.4	73	614
	OPP	15	153	10.2	11	243	22.1	67	621
2022	GT	9	84	9.3	13	273	21.0	69	623
		37	686	18.5	21	422	20.1	85	735

*Bowl games included in final statistics.



GEORGIA TECH NCAA STATISTICAL RANKINGS (Since 2008)

Table with columns for Category, Year (2022-2008), and various statistical values. Rows include Rushing Offense, Passing Offense, Total Offense, Scoring Offense, Rushing Defense, Passing Defense, Total Defense, Scoring Defense, Net Punting, Punt Returns, Kickoff Returns, Turnover Margin, Fumbles Recovered, Passes Intercepted, Fumbles Lost, Interceptions Thrown, Turnovers Gained, Turnovers Lost, Pass Efficiency, Pass Eric Defense, Fawcett Penalties, Fawcett Penalty Yds, KR Yards Defense, KR Yards Offense, Sacks, Tackles for Loss, Sacks Allowed, TFL Allowed, 3rd Down Conv., 4th Down Conv., Time of Possession, First Downs, Opp. First Downs, Red Zone Offense, Red Zone Defense.



ALL-TIME ACC STATISTICAL LEADERS (INDIVIDUAL)

RUSHING			ALL-PURPOSE YARDS			TACKLES			PUNTING		
Jonathan Dwyer	2008	107.3	Jahmyr Gibbs	2021	150.42	Keyaron Fox	2003	11.9	Durant Brooks	2006	45.5
Tashard Choice	2007	114.9	Jerry Mays	1989	147.6	Keith Brocking	1995	13.3	Rodney Williams	1997	45.6
Tashard Choice	2006	105.2	Robert Lavette	1982	142.7	Jamal Cox	1994	13.3	Jason Bender	1994	45.5
P.J. Daniels	2003	111.3	Robert Lavette	1981	142.0	Duane Wood	1980	15.5	Ron Rice	1982	42.6
Jerry Mays	1989	122.5							Pressley Harvin III	2020	48.0
Robert Lavette	1982	109.8									
RECEPTIONS PER GAME			SCORING			SOLO TACKLES			PUNT RETURNS		
Calvin Johnson	2006	5.43	TaQuon Marshall	2017	9.5	Charlie Thomas	2022	5.9	Jonathan Smith	2003	11.7
Harvey Middleton	1996	5.8	Robert Lavette	1982	10.4				Charlie Rogers	1998	14.2
			SCORING BY KICKING			TACKLES FOR LOSS			Ricardo Ingram	1986	14.6
			Luke Manget	2000	74	Marco Coleman	1990	19.0	Jack Westbrook	1982	12.1
RECEIVING YARDAGE			FIELD GOALS			SACKS			KICKOFF RETURNS		
Calvin Johnson	2006	85.9	Luke Manget	2001	1.58	Derrick Morgan	2009	12.5	Derrick Steagall	1993	25.8
Harvey Middleton	1996	73.1				Eric Henderson	2003	11.0	Cory Collier	1983	30.0
			FIELD GOAL PERCENTAGE			Coleman Rudolph	1991	13.0	Clevy Pounds	1982	23.4
			Harrison Butker	2016	.882	Marco Coleman	1990	13.0	Robert Lavette	1981	22.9
			Wesley Wells	2018	1.000	George Malone	1988	7.0			
YARDS PER RECEPTION			FUMBLES FORCED			INTERCEPTIONS			BLOCKED KICKS		
Ricky Jeune	2017	21.8	Curtis Ryans	2020	0.38	Morgan Burnett	2008 (†)	0.54	Chris Milton	2015 (†)	2
			Ayinde Eley	2022	0.33	Willie Clay	1991	0.75	Jerry Howard	2019 (†)	2
						Ken Swilling	1990	0.56			
PASS EFFICIENCY			FUMBLES RECOVERED			PASSES DEFENDED					
Joe Hamilton	1999	175.0	Charlie Thomas	2018	3	Lance Austin	2016	15			
Joe Hamilton	1998	141.7	Justice Dingle	2019 (†)	3	Nathan Perryman	1995	13			
John Dewberry	1985	133.6	Clayton Powell-Lee	2022 (†)	3						

ALL-TIME ACC STATISTICAL LEADERS (TEAM)

TOTAL OFFENSE		RUSHING DEFENSE		SACKS ALLOWED		INTERCEPTIONS		YARDS PER COMPLETION	
1999	509.0	1984	147.5	2010	1.2	2012	16	2013	18.4
2008	372.5	1995	91.2	2011	1.0			2014	17.8
2009	442.1	2003	100.5	2013	1.0	FEWEST INTERCEPTIONS THROWN		2015	18.0
2011	458.8			2014	0.8	2011	8	2017	21.6
2014	476.5	PASSING OFFENSE		3RD-DOWN PERCENTAGE		2014	6	2018	19.5
		2001	278.9	2011	53.8	2016	4	TURNOVER MARGIN	
		PASSING DEFENSE		2014	57.9	2017	5	2014	0.79
		1980	123.4	4TH-DOWN PERCENTAGE		2018	4	FEWEST PENALTIES	
		1985	149.1	2014	70.6	TURNOVERS GAINED		2015	3.17
		1986	136.9	BLOCKED KICKS		2012	25	2016	4.38
		1988	138.9	2014	6	PASSING EFFICIENCY		FEWEST PENALTY YARDS	
		SCORING OFFENSE		2019	3	2014	155.07	2015	27.4
		1998	35.6	DEFENSIVE TOUCHDOWNS		TIME OF POSSESSION		FUMBLES RECOVERED	
		1999	40.7	2014	6	2012	32:59	2020	12
		2009	33.8	RED ZONE DEFENSE		2014	34:09	FEWEST FUMBLES LOST	
		2011	34.3	2013	73.8	2017	33:30	2021	5
		2014	37.9	RECEIVING YARDS		2018	33:27	2022	4
		SCORING DEFENSE		2006	9th	ALL-PURPOSE			
		1984	18.3	2006	1,202	Jahmyr Gibbs		2021	3rd 150.42
		1985	10.7						

NCAA STATISTICAL RANKINGS (INDIVID.) (TOP 10 / SINCE 2000)				FUMBLES RECOVERED				YARDS PER RECEPTION				
				Derrick Morgan	e	2008	15th	0.31	DeAndre Smelter	2014	8th	20.43
				Clayton Powell-Lee		2022	13rd	0.25	Ricky Jeune	2015	5th	21.67
				FORCED FUMBLES				Ricky Jeune	2017	7th	21.80	
				Ayinde Eley		2022	3rd	0.33	PASS EFFICIENCY			
				PUNTING				George Godsey	2000	6th	151.86	
				Durant Brooks		2006	4th	45.52	PASSING YARDS PER COMPLETION			
				Durant Brooks		2007	5th	45.06	Justin Thomas	2015	1st	17.9
				Pressley Harvin III		2020	1st	48.00	BLOCKED KICKS			
				FIELD GOALS				KeShun Freeman	2014	t8th	2	
				Luke Manget		2001	10th	1.58	Chris Milton	2014	t8th	2
				Travis Bell		2007	19th	1.77	Chris Milton	2015	t7th	2
				FIELD GOAL PERCENTAGE				Jerry Howard	2019	t2nd	2	
				Gavin Stewart		2022	10th	0.923	ALL-PURPOSE			
				RECEIVING YARDS				Jahmyr Gibbs	2021	3rd	150.42	
				Calvin Johnson		2006	9th	1,202				

HISTORY



GT FOOTBALL TIMELINE

NOVEMBER 5, 1892

Georgia Tech's first ever football game came against Mercer on Nov. 5, 1892. Mercer won the game, played at Macon's Central Park, 12-6. The Yellow Jackets went 0-3 in their inaugural season, also losing to Vanderbilt and Auburn.


1893

Lt. Leonard Wood was a star quarterback and co-head coach on the 1893 team that played – and beat – rival Georgia for the first time, 28-6, in Athens. After the 1894 season Wood was assigned to Ft. McPherson and he went on to win the Congressional Medal of Honor for participating in the Indian wars against Geronimo. He then was the colonel who formed the volunteer brigade called the Rough Riders during the Spanish American War (Teddy Roosevelt gets the credit but was the Lt. Colonel under Wood). He later went to Washington when Roosevelt became President and served in a variety of roles, including Army Chief of Staff. In 1920, he unsuccessfully ran as a Republican for U.S. President.

1901

Georgia Tech's first unbeaten team was in 1901. After going winless from 1897-1900, the Yellow Jackets went 4-0-1 in 1901, shutting out four opponents and tying Furman, 5-5.


1904

John Heisman took over as Georgia Tech's head football coach. He coached 16 seasons, compiling a remarkable 102-29-7 (.779) record, including four unbeaten campaigns. Heisman's

original contract called for him to coach the football and baseball teams for a poultry sum of \$2,250 (less \$500 for supplies), plus 30 percent of the gate receipts.

1908

After playing its home games at Piedmont Park, Brisbane Park and briefly on The Flats, Georgia Tech played home games at Ponce de Leon Park from 1908 to 1911.


1913

Upon his hiring in 1904, John Heisman desired for Georgia Tech to play home games in an on-campus stadium. In 1905, Heisman had 300 convict laborers clear rocks, remove tree stumps and level the field. Tech first played home games on the Flats in '05. Later, John W. Grant donated \$15,000 towards the construction of the field's first permanent stands, and Grant Field was named in honor of his deceased son, Hugh Inman Grant. Tech permanently began playing its home games on Grant Field in 1913.


OCTOBER 7, 1916

The most lopsided game – Georgia Tech 222, Cumberland 0 – of all time happened in Atlanta on Oct. 7, 1916. The previous spring, Cumberland's baseball team had trounced Tech. Cumberland University was located in Lebanon, Tenn., and the Cumberland squad was actually comprised of professional players from nearby Nashville. Georgia Tech head coach John Heisman was not amused, and the Tech students and alumni howled for revenge, so Heisman offered the Bulldogs a \$500 guarantee to come to Atlanta for a football game. In the game, Tech scored 32 touchdowns, averaged 3.8 points per minute, carried the ball for 978 yards, and never threw a pass. Cumberland, since it was losing yardage faster than it was gaining real estate, began to kick the football back to the Jackets immediately after Tech kicked off to them. Amazingly, neither team made a first down in the game because Tech scored within four downs on every possession. All-American Everett Struppler led Tech with six touchdowns.


1917

The 1917 Yellow Jacket team claimed a share of Tech's first national championship. Tech went a perfect 9-0, outscoring opponents by a combined score of 491-17.

1920

William Alexander began the first of 25 years as Georgia Tech's head coach, serving from 1920-1944.

1921

Georgia Tech and 13 other schools left the Southern Intercollegiate Athletic Association to form the Southern Conference, which was housed in Atlanta.

ORIGINAL SoCon MEMBERS

Alabama
Auburn
Clemson
Georgia
Georgia Tech
Kentucky
Maryland
Mississippi State
North Carolina
NC State
Tennessee
Virginia
Virginia Tech
Washington & Lee

1928

Tech went a perfect 10-0, winning the Southern Conference title and a share of their second national championship. Tech allowed more than seven points just once, beating Notre Dame, Alabama, Auburn, Georgia and ultimately, California in the Rose Bowl.


JANUARY 1, 1929

The most stunning play in Rose Bowl history propelled Georgia Tech to its first bowl victory when Roy Riegels' infamous Wrong Way Run turned out right as the Ramblin' Wreck beat California, 8-7, in the 1929 Rose Bowl. Early in the second quarter, with the score tied 0-0, Tech halfback Stumpy Thomason was hit by the

Golden Bears' Benny Lom. He fumbled near the Tech 35-yard line, and Riegels scooped up the bouncing ball. He got a good block from a teammate, slipped off a tackler and spun around. But something was wrong.

"Stop, Roy! You're running the wrong way," yelled Lom. Riegels thought the speedier Lom was asking for a lateral. At the 10-yard line, Lom grabbed Riegels, but Riegels shook him loose. Finally, at the one-yard line, Lom pulled Riegels down, but not before a 64-yard run into immortality. California still had the ball. On the first play, the Golden Bears attempted to punt the ball out of the end zone with Riegels snapping to Lom. However, Tech's Vance Maree blocked the punt, which rolled out of bounds for a safety. Both teams traded touchdowns in the second half, and Tech eventually prevailed, 8-7, in one of the strangest games ever played. Tech's Rose Bowl win capped a perfect 10-0 season, the first undefeated season for head coach William Alexander, and the Ramblin' Wreck captured its second national title.

DECEMBER 8-9, 1932

Georgia Tech was one of 13 schools that left the Southern Conference to form the Southeastern Conference. Tech remained in the SEC through 1963, winning or sharing five league titles.

ORIGINAL SEC MEMBERS

Alabama
Auburn
Florida
Georgia
Georgia Tech
Kentucky
LSU
Mississippi
Mississippi State
Tennessee
Tulane
University of the South (Sewanee)
Vanderbilt

SEPTEMBER 26, 1936

The first night game in Georgia Tech football history came on Sept. 26, 1936. The Yellow Jackets trounced visiting Presbyterian, 55-0, under the lights. Ever since, Grant Field /Bobby Dodd Stadium has been considered one of the top night-game atmospheres in all of college football.

JANUARY 1, 1940

Following the 1939 season, Georgia Tech made the first of five appearances in the Orange Bowl, upsetting Missouri 21-7 on Jan. 1, 1940. Earlier that season, Tech made its first appearance in the Associated Press poll, which began in 1936.



1942

The only retired jersey in Georgia Tech's storied football history is the No. 19 worn by running back Clint Castleberry in 1942. Though just a freshman, he finished third in the Heisman Trophy voting as he led Tech to a 9-2 record, highlighted by historic victories at Notre Dame and Navy and capped by a berth in the Cotton Bowl. Just weeks later, he enlisted in the U.S. Army, and on Nov. 7, 1944, his plane disappeared.

For one fleeting season in 1942, Clint Castleberry blazed across the football field like a 'crazed jackrabbit.' Some said he could have been the greatest Tech player in history, if it weren't for World War II and a plane that disappeared off the West African coast without a trace. He flashed across the fields at Notre Dame and Navy that fall of '42, leading Georgia Tech's shocking onslaughts, while Sir Bernard Montgomery flashed across North Africa in pursuit of Erwin Rommel, and the Russians made their goal-line stand at Stalingrad.

He had played only one college football game when Notre Dame scout Wayne Milner warned coach Frank Leahy that "the most dangerous runner in America" would invade South Bend. As a freshman, he finished third in the Heisman Trophy balloting. And then he was gone.

— Ed Hinton, *Atlanta Journal-Constitution*

1943

The 8-3 record posted by the 1943 Tech team doesn't give justice to one of the great seasons in Yellow Jacket history. Heading into November with a 3-3 record, Tech reeled off wins over LSU, Tulane, Clemson and a 48-0 win over Georgia to win the SEC championship. A month later, the Jackets beat Tulsa in the Sugar Bowl, becoming the first team to play in all four major bowls (Sugar, Rose, Cotton, Orange).

1945

Legendary coach Bobby Dodd took over as head coach in 1945 and went on to coach 22 seasons. He compiled a record of 165-64-8 (.713). Dodd won two SEC championships and one national title. Dodd is a member of the College Football Hall of Fame as both a player and coach.



1952

Bobby Dodd's 1952 team finished a perfect 12-0, including a win over seventh-ranked and previously undefeated Ole Miss in the Sugar Bowl. Tech, which shared the national crown with Michigan State, shut out four opponents, beat sixth-ranked Duke and 12th-ranked Alabama. The 1952 team included six all-Americans: Pete Brown, Leon Hardeman, Buck Martin, Hal Miller, Bobby Moorhead and George Morris.

1951-55

From 1951-55, Tech played in five consecutive major bowls — Orange (1951), Sugar (1952, 1953, 1955) and Cotton (1954).

1956

The 1956 team was nearly perfect, going 10-1, losing only to Tennessee (6-0). Tech beat Pittsburgh in the Gator Bowl.



NOVEMBER 17, 1962

Georgia Tech beat Bear Bryant's No. 1-ranked Alabama team, 7-6.

1963

Following the 1963 season, Tech left the SEC and played as an independent until joining the ACC in 1979. Also in 1963, quarterback Billy Lothridge was first-team all-America and finished second in the Heisman Trophy voting. Lothridge also handled kicking and punting duties for the Yellow Jackets, who finished 7-3 with wins over Florida, Clemson, Tennessee, Florida State and Georgia.


1970

Eddie McAshan, the son of a Gainesville (Fla.) mortician, became the first African-American to start at quarterback for a major Southeastern university. McAshan was Tech's starter in 1970, '71 and '72.


1974

Randy Rhino was a three-time all-American (1972-74). Randy was the second of three generations of Rhinos to play at Tech. Chappell Rhino (1950-52), Danny (1974-76) and Kelley (1999-2002) all wore the Gold and White.

NOVEMBER 6, 1976

Georgia Tech, running the wishbone behind quarterback Gary Lanier, beat 11th-ranked Notre Dame, 23-14, despite not attempting a single pass.


NOVEMBER 20, 1978

With temperatures in the 20s, the wind chill at zero, and with an agitated stomach that nearly sidelined him, Georgia Tech tailback Eddie Lee Ivey made college football history on Nov. 20, 1978 at Air Force.

On 26 rushes, Ivey gained 356 yards, breaking an NCAA record, on a field that required de-snowing by a street sweeper twice before the game. Complicating Ivey's plight was his stomach. After a nifty reversal of direction, which resulted in a 73-yard TD run in the second quarter giving Tech a 14-0 lead, Ivey was on the sidelines doubled over, vomiting and in obvious pain. At halftime, Ivey had 122 yards on 12 carries. An 80-yard TD run with 6:08

left in the third quarter gave him 240 yards and broke Brent Cunningham's school record of 217 yards set in 1970. With 10:25 left, Ivey scored on a 57-yard run, giving him 309 yards and putting him within 41 yards of the NCAA record of 350 by Michigan State's Eric Allen vs. Purdue in 1971. After an Air Force drive fizzled, Ivey ran for 13 yards, then for another 13. Adding to the drama, Ivey's stomach began to churn again, to the extent he had to leave the game. His replacement, Ray Friday, shocked everyone by bolting 66 yards up the middle for his second touchdown of the day. When LB Henry Johnson intercepted a Falcon pass, Ivey had his chance. He trotted back onto the field and rushed 21 yards with his first carry, giving him the record.

1980

In 1980, Bill Curry's first season as head coach, Tech went just 1-9-1. However, the Jackets' tie (3-3) came against No. 1 Notre Dame. The following year, the Jackets went just 1-10, but the lone victory was a 24-21 win vs. fourth-ranked Alabama.

1983

Although Tech first joined the Atlantic Coast Conference in 1979, the Yellow Jackets first competed for the football championship in 1983.

1985

In 1985, Georgia Tech went 9-2-1 and beat Michigan State in the All-American Bowl — the Jackets' first bowl win in 15 years. Tech had gone the previous six years with six wins or less. The Yellow Jackets' "Black Watch" defense was led by linebacker Ted Roof.


1990

Georgia Tech moved into the Top 25 for the first time in 1990 after it beat 25th-ranked South Carolina to improve to 3-0. Two weeks later, the Jackets knocked off 15th-ranked Clemson to improve to 5-0. Tech moved into the national championship conversation in early November when Scott Sisson's field goal with seven seconds remaining gave the Yellow Jackets a memorable 41-38 win at No. 1 Virginia. Tech closed the regular season by winning on the road against rival Georgia, 41-23, setting the stage for a 45-21 win over Nebraska in the Citrus Bowl. The following day, Tech learned it shared the national title with Colorado.

1991

Georgia Tech played its first ESPN Thursday night game in 1991, beating Virginia, 24-21, at Bobby Dodd Stadium. Since 1991, the Yellow Jackets have played in the nationally-televised Thursday night game 31 times.

1995

Following the 1994 season, the interim tag was removed and George O'Leary was named Georgia Tech's head coach. O'Leary went 18-16 in his first three seasons, but went on to win at least eight games every year from 1998-2001 and played in five bowls.

1998

Georgia Tech finished 7-1 in the ACC, earning a share of the league title with Florida State. Tech finished 10-2 overall, beat Georgia (21-19) and knocked off Notre Dame in the Toyota Gator Bowl.


NOVEMBER 27, 1999

Luke Manget's field goal in overtime gave Tech an unforgettable 51-48 win over Georgia. The Jacket fans went nuts and carried Joe Hamilton on their shoulders. Following the 1999 season, Joe Hamilton finished second in the Heisman Trophy race and won the Davey O'Brien Award.

AUGUST 27, 2000

The 2000 season opener was cancelled because of a storm at Virginia Tech, but the Jackets won their final seven regular season games including a win in Athens between the hedges.

2006

As a junior, Calvin Johnson was one of college football's most dominant players. He hauled in 76 passes for a school record 1,202 yards and 15 TDs. Johnson led Tech to an ACC Coastal Division crown and he went on to be the second overall pick in the 2007 NFL draft by the Detroit Lions.

2008

The experts predicted Paul Johnson's first season to be a struggle. All Tech did was win nine games and finish tied for first in the ACC's Coastal Division. Along the way, Johnson and his spread option offense won on the road at Clemson, beat Florida State and Miami at home, then closed the regular season with a memorable 45-42 win at rival Georgia after trailing by 16 points.



2009

A remarkable month of November – wins over Mississippi State, Florida State, No. 4 Virginia Tech, Virginia and Vanderbilt – helped Tech win the ACC Coastal Division and earn a berth into the FedEx Orange Bowl. Joshua Nesbitt became the most prolific rushing quarterback in ACC history.

2013

Georgia Tech used the nation's sixth-most prolific rushing attack and an improved defense under former Yellow Jacket great, and then defensive coordinator, Ted Roof, to post a winning record and earn a bowl bid for the 17th-consecutive season. Senior Jeremiah Attaochu broke the school record with 31.5 career sacks.



NOVEMBER 29, 2014

In what has now been immortalized as "The Kick and The Pick" by the Georgia Tech faithful, Harrison Butker drilled a career-long 53-yard field goal on the final play of regulation to force overtime at Georgia. After Zach Laskey's go-ahead touchdown in OT, D.J. White picked off a Hutson Mason pass to seal the 30-24 win.



DECEMBER 31, 2014

Behind the all-around performance of game MVP Justin Thomas, the Yellow Jackets earned their first Orange Bowl victory in 63 years with a 49-34 win over No. 7 Mississippi State. Tech rushed for an Orange Bowl-record 452 yards. Georgia Tech finished the 2014 season with four games against Top 20 teams, posting a 3-1 record.



OCTOBER 24, 2015

Dubbed the "Miracle on Techwood Drive", Patrick Gamble blocked Roberto Aguayo's 56-yard field goal attempt and Lance Austin raced 78 yards for the game-winning score as Georgia Tech upset No. 9 Florida State, 22-16.

2016

A 4-0 stretch run lifted Georgia Tech to a 9-4 campaign, good for a six-win turnaround from the Yellow Jackets' injury-riddled 2015 campaign. The six-win improvement was tied for the best in the nation. The Jackets' 4-0 finish began with a convincing win at No. 18 Virginia Tech and concluded with a heart-stopping triumph at Georgia (Tech's second-straight victory in Athens) and a rout over Kentucky in the TaxSlayer Bowl.



2022

On Nov. 29, Georgia Tech alumnus and football letterwinner Brent Key was officially named the 21st head coach in program history.

Key takes the reins of the program after leading the Yellow Jackets to a 4-4 record over the final eight games of the 2022 season as interim head coach. The four wins included two road victories over nationally ranked opponents – a 26-21 win at No. 24 Pitt in his first game at the helm on Oct. 1 and a 21-17 triumph at No. 11 North Carolina on Nov. 19.

MEMORABLE GAMES

THE CUMBERLAND GAME

On Oct. 17, 1916, John Heisman's team crushed Cumberland College 222-0 in the most lopsided and highest-scoring game in college football history.

THE 1929 ROSE BOWL

Cal's Roy Riegels ran the wrong way, as Tech won 8-7 and claimed its second national championship.

1942: GEORGIA TECH 13, NOTRE DAME 6

Tech finally won at Notre Dame for the first time in eight tries, 13-6. Freshman phenom Clint Castleberry threw a touchdown pass in his only season on The Flats, before dying while piloting a plane during World War II.

1949: GEORGIA TECH 7, GEORGIA 6

The Grant Field victory that started "The Drought," Bobby Dodd's eight-year mastery of Georgia.

1952 ORANGE BOWL

Georgia Tech 17, Baylor 14

Pepper Rodgers' last-second field goal gave the Jackets an Orange Bowl comeback win over Baylor and an 11-0-1 season.

1952: GEORGIA TECH 7, ALABAMA 3

In the most exciting game, at that time, in Tech annals, Jackie Rudolph's "\$125,000 tackle" of Bobby Marlow helped preserve the victory, earned Tech a Sugar Bowl bid (and the \$125,000 payout) but also preserved the Jackets' 12-0 season and the Institute's third national title.

1962: GEORGIA TECH 7, ALABAMA 6

Another epic Grant Field win over Alabama, one Dodd called "my greatest victory," Mike McNames scored Tech's only touchdown and made a game-saving tackle to upset Bear Bryant's unbeaten, No. 1 defending national champs.

1972 LIBERTY BOWL

Georgia Tech 31, Iowa State 30.

In Memphis, backup quarterback Jim Stevens -- playing for the suspended Eddie McAshan -- threw for 157 yards and 3 TDs and was named the MVP.

1976: GEORGIA TECH 23, NOTRE DAME 14

In the "Passless Upset," the Jackets – with freshman QB Gary Lanier running Pepper Rodgers' option to perfection – didn't throw a pass, shocking the Irish in a 23-14 win.

1978: THE EDDIE LEE IVERY GAME

Georgia Tech 42, Air Force 21.

On the frozen tundra in Colorado Springs, Eddie Lee Ivery ran wild for 356 yards, breaking the NCAA single-game rushing record.

**1980: GEORGIA TECH 3, NOTRE DAME 3**

Bill Curry's first team as head coach of the Jackets stunned the unbeaten No. 1 Irish and nearly beat them before a late, tying field goal.

1984: GEORGIA TECH 35, GEORGIA 18

In Athens, this was Bill Curry's turnaround game for the program, one that ended a six-game losing streak to UGA.

1985 ALL-AMERICAN BOWL

In the All-American Bowl at Legion Field, Tech prevailed behind its great "Black Watch" defense and emergency starting QB Todd Rampley.

1989: GEORGIA TECH 33, GEORGIA 22

Jerry Mays ran for 207 yards to help complete a remarkable 7-4 Georgia Tech turnaround after an 0-3 start.

1990: GEORGIA TECH 21, CLEMSON 19

In one of the many thrilling, physical battles in this rivalry, this stamped Tech as a legitimate national title contender.

1990: GEORGIA TECH 41, VIRGINIA 38

In Charlottesville, in likely the most significant victory in Tech annals, the Jackets staged a phenomenal comeback against No. 1 Virginia's potent offense. Shawn Jones and William Bell led the resurgence, and Scott Sisson's field goal with 7 seconds left stunned UVA and set off a wild celebration back on The Flats.

1991 CITRUS BOWL**Georgia Tech 45, Nebraska 21**

In the Citrus Bowl in Orlando, Tech toyed with the Huskers. Behind Jones and Bell once again, the Jackets completed an 11-0-1 season and won the UPI Coaches National Championship the next day by one point in the final poll.

1998: GEORGIA TECH 41, VIRGINIA 38

In another 41-38 thriller, this one in Atlanta, Dez White caught six passes for a school record 243 yards – the last 54 coming on the game-winning catch to upset No. 6 UVA.

1998: GEORGIA TECH 21, GEORGIA 19

In Athens, Brad Chambers' 35-yard field goal in the final seconds ended a seven-game losing streak to UGA.

1999 GATOR BOWL**Georgia Tech 35, Notre Dame 28**

In the Gator Bowl in Jacksonville, Fla., White and Joe Hamilton (who threw three TD passes and caught one himself) were co-MVPs, and gave Tech its first 10-win season since 1990 and a final ranking of No. 9.

1999: GEORGIA TECH 51, GEORGIA 48 (OT)

In one of the most thrilling games in Bobby Dodd Stadium annals, Joe Hamilton's last home game was triumphant. Luke Manget's second-chance, OT field goal sent Tech fans into euphoria. Many of them carried Hamilton – who was second in the Heisman Trophy voting that season – on their shoulders and around the stadium.

2003: GEORGIA TECH 17, AUBURN 3

In the first game in newly-expanded and renovated Bobby Dodd Stadium, a sellout crowd of 55,000 roared as freshman QB Reggie Ball passed for one touchdown and set up two other scores. The crowd later stormed the field and tore down the goal posts.

**2004 HUMANITARIAN BOWL
Georgia Tech 52, Tulsa 10**

In the Humanitarian Bowl in frigid Boise, Idaho, P.J. Daniels ran for an NCAA bowl-record 307 yards and four touchdowns -- despite playing little in the fourth quarter.

2004: GEORGIA TECH 28, CLEMSON 24

In another spine tingler against the Tigers, this one in Death Valley, freshman and eventual ACC Rookie of the Year Calvin Johnson caught two of his three TD receptions in the final 1:50 -- the game-winner from Ball with five seconds left.

2005: GEORGIA TECH 14, MIAMI 10

In an upset of the No. 3 Hurricanes, Tashard Choice played for the injured Daniels and was superb. As was the Tech's resolute defense.

2006: GEORGIA TECH 38, VIRGINIA TECH 27

A year after losing 51-7 in Blacksburg, Va., Tech returned, got a quick start and two first-quarter TD catches from Johnson to win, get revenge over the Hokies and seize control of the ACC's Coastal Division.

2007: GEORGIA TECH 33, NOTRE DAME 3

In South Bend, the Yellow Jackets opened the season by handing the Fighting Irish one of their most embarrassing home losses.

2008: GEORGIA TECH 31, FLORIDA STATE 28

The Yellow Jackets' first win over the Seminoles since 1975 was decided when true freshman Rashaad Reid recovered an FSU fumble in the end zone in the final minute.

2008: GEORGIA TECH 41, MIAMI 23

In Atlanta, the Yellow Jackets flexed their offensive muscle with a nationally-televvised win over the 23rd-ranked Hurricanes in a "Whiteout" at Bobby Dodd Stadium.

2008: GEORGIA TECH 45, GEORGIA 42

In Athens, Paul Johnson's first Yellow Jacket team overcame a 26-12 halftime deficit to break a seven-year skid against a Bulldog team that was ranked No. 1 in the preseason. Freshman Roddy Jones ran for 214 yards.

2009: GEORGIA TECH 28, VIRGINIA TECH 23

Tech's first win at home against a top-five ranked team since 1962. The fans stormed the field and tore down the goal posts in the north end zone.

2009: GEORGIA TECH 39, CLEMSON 34

A Yellow Jacket win in the ACC Championship Game that has been vacated, but did send Tech to the FedEx Orange Bowl.

2012: GEORGIA TECH 68, NORTH CAROLINA 50

In the then-highest-scoring game in ACC history, visiting Georgia Tech produced 588 yards of total offense, including 380 rushing yards, and Jamal Golden returned a kickoff 100 yards for a touchdown.

2014: GEORGIA TECH 30, GEORGIA 24 (OT)

In one of the most thrilling games in program history, Harrison Butker drilled a career-long 53-yard field goal on the final play of regulation to force overtime. After Zach Laskey's go-ahead touchdown in OT, D.J. White picked off a Hutson Mason pass to seal the win.

2014 ORANGE BOWL

Georgia Tech 49, Mississippi State 34. Justin Thomas was named the Orange Bowl MVP, rushing for 121 yards and three touchdowns, as Georgia Tech rushed for a bowl-record 452 yards in a 49-34 win over No. 7 Mississippi State on New Year's Eve.

2015: GEORGIA TECH 22, FLORIDA STATE 16

In one of the craziest finishes in Georgia Tech history, Patrick Gamble blocked Roberto Aguayo's 56-yard field goal attempt as time expired and Lance Austin raced 78 yards for the game-winning score to give Georgia Tech a 22-16 upset win over No. 9 Florida State in the "Miracle on Techwood Drive."

2016: GEORGIA TECH 28, GEORGIA 27

Trailing 27-14 going into the fourth quarter, the Yellow Jackets cut the deficit to six with a 94-yard touchdown drive midway through the final period. Lance Austin intercepted a pass at midfield with less than four minutes to go and Qua Searcy scored on a six-yard run with 30 seconds remaining (on a play that will go down in Tech lore as "The Leap") to seal the comeback victory.

2022: GEORGIA TECH 21, NORTH CAROLINA 17

After trailing 17-0 in the second quarter, the Yellow Jackets rattled off 21 unanswered points over the final 30:48 to upset No. 13/11 North Carolina for the largest comeback for a road win in program history.



GEORGIA TECH HEAD COACHES

Brent Key is the 14th full-time head coach and the 21st head coach overall in Georgia Tech football history. Prior to 1904, when John Heisman became the school's first permanent head coach, the team was "coached" by professors, interested townspeople or one of the players. Professor Ernest E.

West, a Naval College graduate, directed Tech's first football team in 1892. In 1893 and '94, the squad was coached by volunteers Frank O. Spain, a Mathematics professor, and Lt. Leonard Wood (who later became famous as the colonel in command of Roosevelt's Rough Riders and as Governor General of Cuba), then stationed at Ft. McPherson in Atlanta. The rules were rather lax in those days, so Spain and Wood also played on the team. The next volunteer coach of record was R.B. "Cow" Nalley in 1898, H.T. Collier in 1899-1900, Dr. Cyrus W. Strickler in 1901 and John McKee in 1902-03.

W-L-T	PCT.	OVERALL				CONFERENCE		POSTSEASON		
		HOME	PCT.	AWAY	PCT.	NEUT.	PCT.	W-L-T	PCT.	G
Earnest E. West • 1892 (1 season)										
0-3	.000	0-2	.000	0-1	.000	0-0	.000			
F. O. Spain / Lt. L. Wood • 1893-94 (2 seasons)										
2-4-1	.357	1-4-1	.250	1-0	1.000	0-0	.000			
No Coach • 1896-97 (2 seasons)										
1-2-1	.375	0-0-1	.500	1-2	.333	0-0	.000			
R.B. "Cow" Nalley • 1898 (1 season)										
0-3	.000	0-0	.000	0-2	.000	0-1	.000			
H.T. Collier • 1899-1900 (2 seasons)										
0-9	.000	0-6	.000	0-3	.000	0-0	.000			
Dr. Cyrus Strickler • 1901 (1 season)										
4-0-1	.900	3-0	1.000	0-0-1	.500	1-0	1.000			
John McKee • 1902-03 (2 seasons)										
2-11-2	.200	1-9-1	.136	1-2-1	.375	0-0	.000			
John Heisman • 1904-19 (16 seasons)										
102-29-7	.764	88-24-7	.769	14-5	.737	0-0	.000			
William Alexander • 1920-44 (25 seasons)										
134-95-15	.580	114-48-10	.692	16-44-5	.277	4-3	.571	74-54-15	.569	
Bobby Dodd • 1945-66 (22 seasons)										
165-64-8	.713	105-29-5	.773	50-31-3	.613	10-4	.714	82-39-4	.674	13 9-4 .692
Bud Carson • 1967-71 (5 seasons)										
27-27	.500	21-13	.618	5-13	.278	1-1	.500			2 1-1 .500
Bill Fulcher • 1972-73 (2 seasons)										
12-10-1	.543	9-4-1	.679	1-6	.143	2-0	1.000			1 1-0 1.000
Pepper Rodgers • 1974-79 (6 seasons)										
34-31-2	.522	27-13-1	.671	7-17-1	.300	0-1	.000			1 0-1 .000
Bill Curry • 1980-86 (7 seasons)										
31-43-4	.423	19-21-2	.476	11-22-2	.343	1-0	1.000	13-8-1	.614	1 1-0 1.000
Bobby Ross • 1987-91 (5 seasons)										
31-26-1	.543	22-10	.688	7-15-1	.326	2-1	.667	15-18-1	.456	2 2-0 1.000
Bill Lewis • 1992-94 (3 seasons)										
11-19	.367	8-9	.471	3-10	.231	0-0	.000	7-15	.318	0 0-0 .000
George O'Leary* • 1994-2001 (7 seasons)										
52-33	.612	29-13	.690	20-18	.527	3-2	.600	36-24	.600	5 2-2 .500
Mac McWhorter^										
1-0	1.000									1-0 1.000
Chan Gailey • 2002-07 (6 seasons)										
44-32	.571	25-13	.658	17-15	.531	2-4	.333	28-20	.583	6 2-3 .400
Jon Tenuta^										
0-1	.000									0-1 .000
Paul Johnson • 2008-18 (11 seasons)										
82-60	.577	51-21	.708	27-30	.474	4-9	.308	51-37	.580	9 3-6 .333
Geoff Collins • 2019-22 (3 seasons)										
10-28	.263	7-16	.304	3-12	.200	0-0	.000	7-19	.269	
Brent Key # • 2022-Pres. (1 season)										
4-4	.500	1-2	.333	3-2	.600	0-0	.000	4-3	.571	

* O'Leary was named interim head coach on Nov. 7, 1994 with three games remaining in the season and was permanently named head coach on Nov. 28, 1994.

^ McWhorter was interim head coach for the 2001 Seattle Bowl; Tenuta was interim head coach for the 2007 Humanitarian Bowl.

Key was named interim head coach on Sept. 26, 2022 with eight games remaining in the season and was permanently named head coach on Nov. 29, 2022.

HALL OF FAME HEAD COACHES



JOHN HEISMAN 1904-1919

- College Football Hall of Fame (inducted 1954)
- 102-27-7 in 16 seasons at Georgia Tech
- Georgia Tech's first full-time head coach
- The first paid coach in the country with a salary of \$2,250 plus 30 percent of the gate
- Led Georgia Tech to its first national title in 1917 with a 9-0 record
- Coached the most-lopsided game in history in Georgia Tech's 222-0 thrashing of Cumberland in 1916
- Served as director of athletics for the Downtown Athletic Club in New York from 1926-36



WILLIAM ALEXANDER 1920-1944

- Member of College Football Hall of Fame (inducted 1951)
- Led Tech to 1928 national title, which was capped by a victory in the 1929 Rose Bowl
- Guided Tech to eight conference titles and coached eight all-America players
- 1942 National Coach of the Year (AFCA)
- Spent entire career at Georgia Tech, also serving as an assistant coach (1912-19) and A.D. (1920-50)



BOBBY DODD 1945-1966

- Member of College Football Hall of Fame as a player (inducted in 1959) and as a coach (inducted in 1993)
- Guided Georgia Tech to a 31-game winning streak from 1951-53, including a 12-0 season and national title in 1952
- Posted a 9-4 record in bowl games, including eight-straight wins
- Enjoyed a 57-year career at Tech as assistant coach (1931-44), head coach, athletics director (1950-76) and alumni association consultant until his death at age 79 on June 21, 1988



ASSISTANT COACHES

Del Alexander	2022	Wide Receivers	Keith Colson	1983	Wide Receivers
John Anselmo	1995-97	Defensive Backs		1984-85	Defensive Backs
Warner Alford	1968	Junior Varsity Team		1986	Rovers & Bandits
	1969-70	Defense	Bryan Cook	2013-16	Quarterbacks / B-Backs
Brian Baker	1987-94	Outside Linebackers	Josh Crawford 2023-pres.	Wide Receivers	
	1995	Defensive Coordinator / Outside LBs	Romeo Crennel	1980	Defensive Line
George Barclay	1967	Defense	Danny Crossman	1999-00	Defensive Ends / Special Teams
Marvin Bass	1960	Defensive Coordinator		2001	Defensive Backs / Special Teams
Maxie Baughan	1972	Defensive Coordinator	Gary Crowton	1994	Co-Offensive Coordinator / QBs
	1973	Assistant Head Coach / Linebackers	Bill Crutchfield	1968-69	Offensive Coordinator
John Bell	1954-56	Freshman Coach	Bob Cummings	1957-58	B-Team Coach
	1959	Head Freshman Coach	Bill Curry	1976	Offensive Line
	1960-65	Offense	Joe D'Alessandris	2002-07	Offensive Line
Richard Bell	1964-67	Defense	Mike Daniels	2022	Running Backs
Buddy Bennett	1973	Defensive Backs	Arthur Davis	1961-62	Head Freshman Coach
Jess Berry	1960-67	B-Team Coach	Mike Dean	1980-82	Defensive Backs
Dick Bestwick	1967	Offensive Coordinator / Offensive Line	Kerry Dixon	2019-12	Wide Receivers
	1968	Defensive Coordinator / Linebackers	Rex Dockery	1972	Offensive Line
	1969-71	Asst. Head Coach / Freshman Coach	Bobby Dodd	1931-44	Assistant Coach
	1972-73	Freshman / Junior Varsity Coach	Dan Dorazio	1982-83	Offensive Line
	1974-75	Offensive Line	Randy Edsall	1998	Defensive Coordinator / Def. Backs
Ken Blair	1974-75	Defensive Coordinator	Ray Ellis	1945	Line Coach
	1976	Offensive Ends		1946-49	Assistant Head Coach
	1977-79	Outside Linebackers	Ed Emory	1978-79	Defensive Line
	1980-81	Defensive Coordinator	Jon Fabris	1980	Assistant Defensive Coach
Brian Bohannon	2008-12	Quarterbacks / B-backs	Dave Fagg	1974	Offensive Coordinator
John Bond	2007	Offensive Coordinator		1975	Assistant Defensive Coach
Bob Bossons	1951	Head Freshman Coach		1976-78	Quarterbacks
	1952-56	Head B-Team Coach	Buster Faulkner 2023-pres.	Offensive Coordinator / Tight Ends	
Dave Braine	1974-75	Assistant Defensive Coach	Paul Ferraro	1999-2000	Defensive Backs
Chuck Bresnahan	1989-91	Inside Linebackers	Dub Fesperman	1966	Defense
Franklin Brooks	1972	Assistant Defensive Coach		1967	Defensive Coordinator
	1973-74	Assistant Offensive Coach	Jack Fligg	1964-65	Head Freshman Coach
	1975	Assistant Defensive Coach		1984-86	Offensive Line / Tackles/Tight Ends
	1976	Assistant Offensive Coach	Bobby Franklin	1967	Freshman Coach
Frank Broyles	1951-56	Backfield Coach / Head Off. Coach	Robbie Franklin	1973-75	Offensive Line
Ricky Brumfield 2023-pres.		Special Teams Coordinator	Ralph Friedgen	1987-91	Offensive Coordinator / Quarterbacks
Samuel Burke	1970	Freshman Coach		1997-2000	Offensive Coordinator / Quarterbacks
Rusty Burns	1992-93	Quarterbacks	Bill Fulcher	1963	Freshman Coach
	1994	Wide Receivers		1966	Defense
Nathan Burton	2019-21	Co-Defensive Coordinator / Safeties		1967	Freshman Coach
				1969	Offense
Craig Candeto	2017-18	Quarterbacks / B-Backs	Marty Galbraith	1992-93	Tackles / Tight Ends
Jim Carlen	1958-60	Freshman Coach	Buddy Geis	2003	Passing Game Coordinator / Receivers
	1961-65	Defense		2004-07	Assistant Head Coach / Receivers
Chris Carpenter	1969-71	Offense	Jerry Glanville	1968	Freshman Coach
Bud Carson	1966	Defensive Coordinator		1969-74	Defense
Bud Casey	1972-73	Receivers	Cary Godette	1992-93	Defensive Line
	1974	Defensive Coordinator	Billy Goodloe	1959-66	Assistant Coach
	1975	Offensive Coordinator	Ray Graves	1947-56	Head Line Coach
	1976-77	Running Backs		1957-59	Assistant Head Coach
Craig Cason	1994	Tight Ends / Special Teams	Al Groh	2010-12	Defensive Coordinator
Mike Cassity	1992-93	Defensive Coordinator / Def. Backs	Jack Griffin	1954-56	Offensive Ends
Bob Casullo	1995-97	Running Backs / Special Teams		1957-66	Offensive Coordinator
	1998	Special Teams / Defensive Ends		1967-71	Offensive Assistant / Asst. Head Coach
Russell Charles	1975-76	Assistant Offensive Coach	Johnny Griffith	1964-66	B-Team
Tashard Choice	2019-21	Running Backs / Offensive Recruiting Coordinator	Al Guy	1976	Defensive Backs
			John Guy	1981-82	Defensive Line
Andy Christoff	1986	Defensive Backs		1983-84	Outside Linebackers
Ron Cobb	1976-77	Defensive Line		1985-86	Defensive Ends
Arthur Coleman	1952-60	Defensive Ends / Outside Linebackers	H.B. "Bo" Hagan	1951	Assistant Freshman Coach
Marco Coleman 2019-21		Defensive Ends / Outside Linebackers		1952-53	Head Freshman Coach
			Brick Haley	2002-03	Linebackers
2023-pres.		Defensive Line	Les Hanly	1978-79	Offensive Line
Geoff Collins	2001	Tight Ends			



Tim Harkness	1983	Tight Ends/Receivers	1942-45	Line	
Mark Hendrickson	1985-86	Receivers / Junior Varsity Coach	1946-55	Assistant B-Team Coach	
	1987-91	Tight Ends / Special Teams	John Misciagna	1989	Tight Ends
Jim Higdon	1974	Assistant	Curtis Modkins	2002	Defensive Backs
Stan Hixon	1995-99	Wide Receivers		2003-07	Running Backs
Jeff Hollis	1982	Offensive Line	Jeff Monken	2008-09	A-Backs / Special Teams
Jeep Hunter	2006-07	Tight Ends	Tom Moore	1970-71	Offense
Mark Hunter	1980-81	Offensive Line	Larry New	1983-86	Defensive Line
Willie Hunter	1977	Offensive Line		1995-97	Defensive Line / Assistant Head Coach
Dave Huxtable	1992-95	Inside Linebackers			
	1996-97	Defensive Coordinator / ILBs	Patrick Nix	2002	Running Backs / Recruiting Coordinator
Richard Inman	1957-58	B-Team Coach		2003	Running Game Coordinator / QBs
	1959-65	Defense		2004-06	Offensive Coordinator / Quarterbacks
Brian Jean-Mary	2004-09	Linebackers	Greg Nord	1992-94	Running Backs
Richard Jones	1948	Head Freshman Coach	Bill O'Brien	1998	Running Backs
	1950-51	Assistant Line Coach		1999-2000	Running Backs / Recruiting Coordinator
Bill Jordan	1950	End Coach		2001-02	Offensive Coordinator
Dwight Keith	1942	Freshman Coach	George O'Leary	1987-91, '94	Defensive Coordinator / Defensive Line
	1945-50	Backfield	Steve Ortmayer	1974	Offense
	1951	B-Team Coach	Lamar Owens	2010-15	A-Backs
David Kelly	2000-01	Wide Receivers		2016-18	A-Backs / Special Teams Coordinator
Charles Kelly	2006	Wide Receivers	Bill Pace	1973	Offensive Coordinator
	2007	Special Teams	Dwain Painter	1982-86	Offensive Coordinator
	2008-09	Cornerbacks	Dave Patenaude	2019-21	Offensive Coordinator / Quarterbacks
	2010-12	Defensive Backs	Mike Pelton	2013-17	Defensive Line
Brent Key	2019-22	Asst. Head Coach / Run Game Coordinator / Offensive Line	Joe Pittard	1943-70	Assistant B-Team / Freshman Coach
Larry Knight	2019-22	Defensive Line / Defensive Recruiting Coordinator	Joe Popp	N/A	
James Landrum	1956-67	Recruiting	Al "Buzz" Preston	2008-18	Wide Receivers
Rick Lantz	1982-83	Defensive Coordinator	Jeff Popovich	2019-21	Cornerbacks / Defensive Special Teams Coordinator
Al Lavan	1977	Receivers	Chuck Prierer	1987-91	Defensive Backs
	1978	Running Backs	Tommy Raye	2002	Special Teams
Lamar Leachman	1968	Offense	Floyd Reese	1974	Defense
	1969-70	Defense	Jerome Riase	2018	Defensive Line
	1971	Defensive Coordinator	Charlie Rizzo	1987-88	Inside Linebackers
Bill Lewis	1971-72	Defensive Backs	Jimmy Robinson	1987-89	Wide Receivers
Don Lindsey	1984-86	Defensive Coord. / Asst. Head Coach	Tommie Robinson	2002	Wide Receivers
Chip Long	2022	Offensive Coordinator / Tight Ends		2003-05	Tight Ends
Jim Luck	1955-73	Assistant B-Team Coach	Ted Roof	1998	Linebackers
Sam Lyle	1951-53	Assistant Coach		1999-2001	Defensive Coordinator / Linebackers
George Manning	1947	Assistant B-Team Coach		2013-15	Def. Coordinator / Outside Linebackers
	1948	Line		2016-17	Defensive Coordinator / Linebackers
Doug Marrone	1995	Football Operations	Brad Roper	1980-81	Tight Ends
	1996	Tight Ends	Ray Rychleski	2014-15	Special Teams Coord. / Co-Off. Line
	1997-99	Offensive Line	Bob Sanders	1978	Defensive Line
Roy McArthur	1934-41	B-Team Coach	Rip Scherer	1980	Quarterbacks
	1947-50	B-Team Coach		1981	Offensive Coordinator
Peter McCarty	2001	Defensive Tackles		1982-83	Running Backs
Andy McCollum	2010-12	Defensive Line / Recruiting Coordinator		1984	Assistant Head Coach -- Operations
	2013-15	Inside Linebackers / Recruiting Coord.		1986	Assistant Head Coach -- Offense
	2016-17	Safeties / Recruiting Coordinator	Jason Semore	2022	Linebackers
	2018	Inside Linebackers	Mike Sewak	2008-11	Co-Offensive Line
Norval McKenzie	2023-pres.	Running Backs / Run Game Coordinator		2012-18	Offensive Line
Jeff McLean	1980-81	Running Backs	Steve Shankweiler	1992-94	Offensive Coordinator / OL
Bill McCullough	1975-79	Strength Coach	Kevin Sherrer	2023-pres.	Linebackers / Co-Defensive Coordinator
John McKenna	1966	Freshman Coach	Steve Sloan	1972	Offensive Coordinator
Mac McWhorter	1980	Wide Receivers			
	1981-84	Offensive Line	Danny Smith	1987-91	Running Backs
	1985-86	Assistant Head Coach / Operations		1992-93	Assistant Head Coach / Wide Receivers
	2000	Offensive Line		1994	Assistant Head Coach / Defensive
	2001	Offensive Line / Assistant Head Coach	Bucks		
	2001	Interim Head Coach	Giff Smith	2004-05	Defensive Line
Bob Miller	1941	Assistant B-Team Coach		2006-09	Defensive Line / Recruiting Coordinator



ASSISTANT COACHES

Rick Smith	1977	JV Coach / Assistant Defensive Coach	1951-60	Defensive Backfield
	1982-85	Defensive Backs	1961-67	Offensive Backfield
Joe Speed	2010-12	Inside Linebackers	Nate Woody	2018
	2013-15	Defensive Backs		
	2016-18	Cornerbacks		
Glenn Spencer	2001	Running Backs		
	2002-03	Defensive Line		
Todd Spencer	2008-11	Co-Offensive Line		
Steve Spurrier	1979	Quarterbacks		
Dave Sollazzo	1999-2000	Defensive Line		
Terry Strock	1990-91	Wide Receivers		
Eric Taggart	1976	JV Coach		
Charlie Tate	1957-58	Freshman Coach		
	1959-60	Offense		
	1961-63	Defensive Coordinator		
Jon Tenuta	2002	Defensive Coordinator		
	2003-05	Defensive Coordinator / Def. Backs		
	2006-07	Associate Head Coach / Defensive Coordinator / Def. Backs		
Bob Thalman	1967-68	Defense		
Andrew Thacker	2019-pres.	Defensive Coordinator / Linebackers		
Lance Thompson	1995	Tight Ends / Recruiting Coordinator		
	1996-97	Defensive Ends / Recruiting Coordinator		
	1998	Defensive Line / Recruiting Coordinator		
	2001	Defensive Ends / Recruiting Coordinator		
Travares Tillman	2022	Defensive Backs / Defensive Pass Game Coordinator		
	2023-pres.	Defensive Backs		
Larry Travis	1977	Offensive Line		
	1978-80	Offensive Coordinator / Offensive Line		
Terry Tuley	1978-79	Receivers		
	1980	Running Backs		
	1981	Receivers		
David Turner	2022	Asst. Head Coach (Defense) / Defensive Run Game Coordinator		
A.G. "Whitey" Urban	1951-59	Offensive Line		
Norm Van Brocklin	1979	Running Backs		
Geep Wade	2023-pres.	Offensive Line		
Dave Walkosky	2012-13	Special Teams Coordinator		
Pat Watson	1987-91	Offensive Line		
	1995-96	Offensive Coordinator / Offensive Line		
Chris Weinke	2022	Quarterbacks /		
	2023-pres.	Quarterbacks / Co-Offensive Coordinator		
Ron West	2016-18	Co-Offensive Line		
Jack Westbrook	1977	Defensive Backs		
	1978-79	Defensive Coordinator / Def. Backs		
Chris Wiesehan	2019-21	Tight Ends / Offensive Special Teams Coordinator		
Eric Wilcox	1970	Freshman Coach		
Bob Williams	1972-73	Defensive Line		
Jack Williams	1972-73	Running Backs		
Billy Williamson	1968-71	Defense		
Barry Wilson	1977-82	Inside Linebackers		
David Wilson	2002	Football Operations		
	2003-05	Special Teams / Recruiting Coordinator		
Eddie Wilson	1995-96	Quarterbacks		
	1997-2000	Tight Ends		
Chip Wisdom	1985-86	Running Backs		
Carl Wise	1957-58	Offensive Backfield		
Dave Wommack	2008-09	Defensive Coordinator		
Shiel Wood	2018	Safeties Coach		
Lewis Woodruff	1947-50	Freshman Coach		



YEAR	COACH	CONFERENCE	OVERALL RECORD				CONFERENCE RECORD			
			W-L	H	A	N	W-L	FINISH	H	A
1892	Earnest E. West	No Affiliation	0-3	0-2	0-1	0-0				
1893	F.O. Spain / Lt. L. Wood	No Affiliation	2-1-1	1-1-1	1-0	0-0				
1894	F.O. Spain / Lt. L. Wood	No Affiliation	0-3	0-3	0-0	0-0				
1895	No Team									
1896	No Coach	No Affiliation	1-1-0	0-0-1	1-1	0-0				
1897	No Coach	No Affiliation	0-1	0-0	0-1	0-0				
1898	R.B. "Cow" Nalley	No Affiliation	0-3	0-0	0-2	0-1				
1899	H.T. Collier	No Affiliation	0-5	0-2	0-3	0-0				
1900	H.T. Collier	No Affiliation	0-4	0-4	0-0	0-0				
1901	Dr. Cyrus Strickler	No Affiliation	4-0-1	3-0	0-0-1	1-0				
1902	John McKee	No Affiliation	0-6-2	0-5-1	0-1-1	0-0				
1903	John McKee	No Affiliation	2-5	1-4	1-1	0-0				
1904	John Heisman	No Affiliation	8-1-1	8-0-1	0-1	0-0				
1905	John Heisman	No Affiliation	6-0-1	6-0-1	0-0	0-0				
1906	John Heisman	No Affiliation	5-3-1	5-3-1	0-0	0-0				
1907	John Heisman	No Affiliation	4-4	4-3	0-1	0-0				
1908	John Heisman	No Affiliation	6-3	5-3	1-0	0-0				
1909	John Heisman	No Affiliation	7-2	5-2	2-0	0-0				
1910	John Heisman	No Affiliation	5-3	4-3	1-0	0-0				
1911	John Heisman	No Affiliation	6-2-1	5-2-1	1-0	0-0				
1912	John Heisman	No Affiliation	5-3-1	2-3-1	3-0	0-0				
1913	John Heisman	No Affiliation	7-2	4-2	3-0	0-0				
1914	John Heisman	No Affiliation	6-2	6-1	0-1	0-0				
1915	John Heisman	No Affiliation	7-0-1	6-0-1	1-0	0-0				
1916	John Heisman	SIAA	8-0-1	7-0-1	1-0	0-0				
1917	John Heisman	SIAA	9-0	8-0	1-0	0-0				
1918	John Heisman	SIAA	6-1	6-0	0-1	0-0				
1919	John Heisman	SIAA	7-3	7-2	0-1	0-0				
1920	William Alexander	SIAA	8-1	7-0	1-1	0-0				
1921	William Alexander	SIAA	8-1	8-0	0-0	0-1				
1922	William Alexander	Southern	7-2	7-1	0-1	0-0	4-0			
1923	William Alexander	Southern	3-2-4	3-0-4	0-2	0-0	1-0-4			
1924	William Alexander	Southern	5-3-1	5-2-1	0-1	0-0	3-2-1			
1925	William Alexander	Southern	6-2-1	4-2-1	1-0	1-0	4-1-1			
1926	William Alexander	Southern	4-5	4-4	0-1	0-0	4-3			
1927	William Alexander	Southern	8-1-1	8-0	0-1-1	0-0	7-0-1			
1928	William Alexander	Southern	10-0	7-0	2-0	1-0	7-0	1st		
1929	William Alexander	Southern	3-6	3-3	0-3	0-0	3-5			
1930	William Alexander	Southern	2-6-1	2-4	0-2-1	0-0	2-4-1			
1931	William Alexander	Southern	2-7-1	2-4	0-3-1	0-0	2-4-1			
1932	William Alexander	Southern	4-5-1	2-3-1	2-2	0-0	4-4-1			
1933	William Alexander	SEC	5-5	4-4	1-1	0-0	2-5	11th		
1934	William Alexander	SEC	1-9	1-4	0-5	0-0	0-6	11th		
1935	William Alexander	SEC	5-5	5-2	0-3	0-0	3-4	8th		
1936	William Alexander	SEC	5-5-1	5-3	0-2-1	0-0	3-3-1	t6th		
1937	William Alexander	SEC	6-3-1	4-2-1	2-1	0-0	3-2-1	6th		
1938	William Alexander	SEC	3-4-3	3-1-2	0-3-1	0-0	2-1-3	5th		
1939	William Alexander	SEC	8-2	5-1	2-1	1-0	6-0	t1st		
1940	William Alexander	SEC	3-7	3-3	0-4	0-0	1-5	12th		
1941	William Alexander	SEC	3-6	3-3	0-3	0-0	2-4	9th		
1942	William Alexander	SEC	9-2	6-0	3-1	0-1	4-1	t2nd		
1943	William Alexander	SEC	8-3	6-1	1-2	1-0	3-0	1st		
1944	William Alexander	SEC	8-3	7-1	1-1	0-1	4-0	1st		
1945	Bobby Dodd	SEC	4-6	2-5	2-1	0-0	2-2	t5th		
1946	Bobby Dodd	SEC	9-2	6-0	2-2	1-0	4-2	4th		
1947	Bobby Dodd	SEC	10-1	7-0	2-1	1-0	4-1	2nd		
1948	Bobby Dodd	SEC	7-3	5-2	2-1	0-0	4-3	5th		
1949	Bobby Dodd	SEC	7-3	6-1	1-2	0-0	5-2	4th		
1950	Bobby Dodd	SEC	5-6	3-4	2-2	0-0	4-2	5th		



BOWL / CONFERENCE TITLE / NATIONAL TITLE	
YEAR	
1892	
1893	
1894	
1895	
1896	
1897	
1898	
1899	
1900	
1901	
1902	
1903	
1904	
1905	
1906	
1907	
1908	
1909	
1910	
1911	
1912	
1913	
1914	
1915	
1916	SIAA Champion
1917	SIAA Champion National Champion
1918	SIAA Co-Champion
1919	
1920	SIAA Co-Champion
1921	SIAA Co-Champion
1922	Southern Co-Champion
1923	
1924	
1925	
1926	
1927	Southern Co-Champion
1928	Southern Champion Rose Bowl National Co-Champion
1929	
1930	
1931	
1932	
1933	
1934	
1935	
1936	
1937	
1938	
1939	SEC Co-Champion Orange Bowl
1940	
1941	
1942	Cotton Bowl
1943	SEC Champion Sugar Bowl
1944	SEC Champion Orange Bowl
1945	
1946	Oil Bowl
1947	Orange Bowl
1948	
1949	
1950	



YEAR	COACH	CONFERENCE	OVERALL RECORD				CONFERENCE RECORD			
			W-L	H	A	N	W-L	FINISH	H	A
1951	Bobby Dodd	SEC	11-0-1	6-0-1	4-0	1-0	7-0	1st		
1952	Bobby Dodd	SEC	12-0	8-0	3-0	1-0	6-0	1st		
1953	Bobby Dodd	SEC	9-2-1	6-0	2-2-1	1-0	4-1-1	2nd		
1954	Bobby Dodd	SEC	8-3	5-2	2-1	1-0	6-2	2nd		
1955	Bobby Dodd	SEC	9-1-1	5-1	3-0-1	1-0	4-1-1	3rd		
1956	Bobby Dodd	SEC	10-1	4-1	5-0	1-0	7-1	2nd		
1957	Bobby Dodd	SEC	4-4-2	2-2-2	2-2	0-0	3-4-1	8th		
1958	Bobby Dodd	SEC	5-4-1	4-1-1	1-3	0-0	2-3-1	t8th		
1959	Bobby Dodd	SEC	6-5	2-3	4-1	0-1	3-3	7th		
1960	Bobby Dodd	SEC	5-5	4-1	1-4	0-0	4-4	7th		
1961	Bobby Dodd	SEC	7-4	5-0	2-3	0-1	4-3	t4th		
1962	Bobby Dodd	SEC	7-3-1	4-1-1	3-1	0-1	5-2	4th		
1963	Bobby Dodd	SEC	7-3	5-1	2-2	0-0	4-3	6th		
1964	Bobby Dodd	Independent	7-3	4-2	2-1	1-0				
1965	Bobby Dodd	Independent	7-3-1	5-2	1-1-1	1-0				
1966	Bobby Dodd	Independent	9-2	7-0	2-1	0-1				
1967	Bud Carson	Independent	4-6	3-3	1-3	0-0				
1968	Bud Carson	Independent	4-6	3-3	1-3	0-0				
1969	Bud Carson	Independent	4-6	4-3	0-3	0-0				
1970	Bud Carson	Independent	9-3	6-1	2-2	1-0				
1971	Bud Carson	Independent	6-6	5-3	1-2	0-1				
1972	Bill Fulcher	Independent	7-4-1	5-1-1	1-3	1-0				
1973	Bill Fulcher	Independent	5-6	4-3	0-3	1-0				
1974	Pepper Rodgers	Independent	6-5	5-2	1-3	0-0				
1975	Pepper Rodgers	Independent	7-4	6-2	1-2	0-0				
1976	Pepper Rodgers	Independent	4-6-1	3-3-1	1-3	0-0				
1977	Pepper Rodgers	Independent	6-5	4-2	2-3	0-0				
1978	Pepper Rodgers	Independent	7-5	5-2	2-2	0-1				
1979	Pepper Rodgers	ACC#	4-6-1	4-2	0-4-1	0-0				
1980	Bill Curry	ACC#	1-9-1	1-4-1	0-5	0-0				
1981	Bill Curry	ACC#	1-10	0-6	1-4	0-0				
1982	Bill Curry	ACC#	6-5	3-2	3-3	0-0				
1983	Bill Curry	ACC#	3-8	2-4	1-4	0-0	3-2	3rd	2-1	1-1
1984	Bill Curry	ACC	6-4-1	4-2	2-2-1	0-0	2-2-1	5th	1-1	1-1-1
1985	Bill Curry	ACC	9-2-1	5-2	3-0-1	1-0	5-1	2nd	2-1	3-0
1986	Bill Curry	ACC	5-5-1	4-1-1	1-4	0-0	3-3	4th	2-1	1-2
1987	Bobby Ross	ACC	2-9	2-5	0-4	0-0	0-6	8th	0-3	0-3
1988	Bobby Ross	ACC	3-8	3-3	0-5	0-0	0-7	8th	0-3	0-4
1989	Bobby Ross	ACC	7-4	6-1	1-3	0-0	4-3	t4th	3-1	1-2
1990	Bobby Ross	ACC	11-0-1	6-0	4-0-1	1-0	6-0-1	1st	3-0	3-0-1
1991	Bobby Ross	ACC	8-5	5-1	2-3	1-1	5-2	t2nd	4-0	1-2
1992	Bill Lewis	ACC	5-6	4-2	1-4	0-0	4-4	t4th	3-2	1-2
1993	Bill Lewis	ACC	5-6	3-3	2-3	0-0	3-5	6th	1-2	2-3
1994 ¹	Bill Lewis	ACC	1-10	1-5	0-5	0-0	0-8	9th	0-4	0-4
1995	George O'Leary	ACC	6-5	4-2	2-3	0-0	5-3	4th	3-1	2-2
1996	George O'Leary	ACC	5-6	4-2	1-4	0-0	4-4	5th	3-1	1-3
1997	George O'Leary	ACC	7-5	3-2	3-3	1-0	5-3	t3rd	3-1	2-2
1998	George O'Leary	ACC	10-2	4-2	5-0	1-0	7-1	t1st	3-1	4-0
1999	George O'Leary	ACC	8-4	6-0	2-3	0-1	5-3	t2nd	4-0	1-3
2000	George O'Leary	ACC	9-3	5-1	4-1	0-1	6-2	t2nd	3-1	3-1
2001 ²	George O'Leary	ACC	8-5	3-3	3-2	2-0	4-4	t4th	2-2	2-2
2002	Chan Gailey	ACC	7-6	4-2	3-3	0-1	4-4	5th	2-2	2-2
2003	Chan Gailey	ACC	7-6	4-2	2-4	1-0	4-4	4th	3-1	1-3
2004	Chan Gailey	ACC	7-5	3-3	3-2	1-0	4-4	t6th	1-3	3-1
2005	Chan Gailey	ACC	7-5	4-2	3-2	0-1	5-3	3rd, Coastal	3-1	2-2
2006	Chan Gailey	ACC	9-5	6-1	3-2	0-2	7-1	1st, Coastal	4-0	3-1
2007	Chan Gailey	ACC	7-6	4-3	3-2	0-1	4-4	3rd, Coastal	2-2	2-2
2008	Paul Johnson	ACC	9-4	6-1	3-2	0-2	5-3	t1st, Coastal	3-1	2-2
2009	Paul Johnson	ACC	10-3%	5-1	5-1	0-1	7-1	t1st, Coastal	4-0	3-1



YEAR	BOWL / CONFERENCE TITLE / NATIONAL TITLE
1951	SEC Champion Orange Bowl
1952	SEC Champion Sugar Bowl National Co-Champion
1953	Sugar Bowl
1954	Cotton Bowl
1955	Sugar Bowl
1956	Gator Bowl
1957	
1958	
1959	Gator Bowl
1960	
1961	Gator Bowl
1962	Bluebonnet Bowl
1963	
1964	
1965	Gator Bowl
1966	Orange Bowl
1967	
1968	
1969	
1970	Sun Bowl
1971	Peach Bowl
1972	Liberty Bowl
1973	
1974	
1975	
1976	
1977	
1978	Peach Bowl
1979	
1980	
1981	
1982	
1983	
1984	
1985	All-American Bowl
1986	
1987	
1988	
1989	
1990	ACC Champion Citrus Bowl National Champion
1991	Aloha Bowl
1992	
1993	
1994	
1995	
1996	
1997	Carquest Bowl
1998	ACC Co-Champion Gator Bowl
1999	Gator Bowl
2000	Peach Bowl
2001	Seattle Bowl
2002	Silicon Valley Classic
2003	Humanitarian Bowl
2004	Champs Sports Bowl
2005	Emerald Bowl
2006	ACC Coastal Division Champion Gator Bowl
2007 ³	Humanitarian Bowl
2008	Humanitarian Bowl
2009	ACC Coastal Division Champion Orange Bowl



YEAR	COACH	CONFERENCE	OVERALL RECORD				CONFERENCE RECORD			
			W-L	H	A	N	W-L	FINISH	H	A
2010	Paul Johnson	ACC	6-7	4-2	2-4	0-1	4-4	13rd, Coastal	2-2	2-2
2011	Paul Johnson	ACC	8-5	5-2	3-2	0-1	5-3	12nd, Coastal	3-1	2-2
2012	Paul Johnson	ACC	7-7	4-3	2-3	1-1	5-3	11st, Coastal	3-1	2-2
2013	Paul Johnson	ACC	7-6	5-2	2-3	0-1	5-3	12nd, Coastal	3-1	2-2
2014	Paul Johnson	ACC	11-3	5-1	5-1	1-1	6-2	1st, Coastal	3-1	3-1
2015	Paul Johnson	ACC	3-9	3-4	0-5	0-0	1-7	7th, Coastal	1-3	0-4
2016	Paul Johnson	ACC	9-4	5-2	2-2	2-0	4-4	5th, Coastal	2-2	2-2
2017	Paul Johnson	ACC	5-6	5-1	0-4	0-1	4-4	3rd, Coastal	4-0	0-4
2018	Paul Johnson	ACC	7-6	4-2	3-3	0-1	5-3	2nd, Coastal	2-2	3-1
2019	Geoff Collins	ACC	3-9	2-5	1-4	0-0	2-6	7th, Coastal	1-3	1-3
2020	Geoff Collins	ACC	3-7	2-4	1-3	0-0	3-6	11th @	2-3	1-3
2021	Geoff Collins	ACC	3-9	2-5	1-4	0-0	2-6	6th, Coastal	1-3	1-3
2022 ⁴	Geoff Collins	ACC	5-7	2-4	3-3	0-0	4-4	4th, Coastal	1-3	3-1

NOTES

– Georgia Tech joined the ACC in 1979 and became eligible for ACC championship in 1983

% – Georgia Tech vacated win in 2009 ACC Championship Game due to NCAA sanctions

1 – George O’Leary served as interim head coach for final three games

2 – Mac McWhorter served as interim head coach for the Seattle Bowl

3 – Jon Tenuta served as interim head coach for the Humanitarian Bowl

@ – No divisions in 2020 due to Covid-19 pandemic

4 – Brent Key served as interim head coach for final eight games

YEARS	OVERALL RECORD								
	G	W-L-T	PCT	H	PCT	A	PCT	N	PCT
1892-1899	22	3-17-2	.182	1-8-2	.182	2-8	.200	0-1	.000
1900-1909	76	42-28-6	.592	37-24-4	.600	4-4-2	.500	1-0	1.000
1910-1919	86	66-16-4	.761	55-13-4	.792	11-3	.786	0-0	.000
1920-1929	92	62-23-7	.712	56-12-6	.797	4-10-1	.300	2-1	.667
1930-1939	100	41-51-8	.450	33-28-4	.538	7-23-4	.265	1-0	1.000
1940-1949	104	68-36	.654	51-16	.761	14-18	.438	3-2	.600
1950-1959	111	79-26-6	.739	45-14-4	.746	28-11-2	.707	6-6	.857
1960-1969	104	61-41-2	.596	44-16-1	.729	15-22-1	.408	2-3	.400
1970-1979	114	61-50-3	.548	47-21-2	.686	11-27-1	.295	3-2	.600
1980-1989	111	43-64-4	.405	30-30-2	.500	12-34-2	.271	1-0	1.000
1990-1999	116	66-49-1	.573	40-19	.678	22-28-1	.441	4-2	.667
2000-2009	128	80-48	.625	44-19	.698	32-21	.604	4-8	.333
2010-2019	128	66-62	.516	42-24	.636	20-31	.392	4-7	.364
2020-Present	34	11-23	.324	6-13	.316	5-10	.333	0-0	.000



BOWL / CONFERENCE TITLE / NATIONAL TITLE	
YEAR	
2010	Independence Bowl
2011	Sun Bowl
2012	ACC Coastal Division Champion Sun Bowl
2013	Music City Bowl
2014	ACC Coastal Division Champion Orange Bowl
2015	
2016	TaxSlayer Bowl Champion
2017	
2018	Quick Lane Bowl
2019	
2020	
2021	
2022	

YEARS	CONFERENCE RECORD						BOWL RECORD			
	G	W-L	PCT	H	PCT	A	PCT	G	W-L	PCT
1892-1899										
1900-1909										
1910-1919										
1920-1929	51	33-11-7	.716					1	1-0	1.000
1930-1939	68	27-33-8	.456					1	1-0	1.000
1940-1949	53	33-20	.623					5	3-2	.600
1950-1959	67	46-17-4	.716					7	6-1	.857
1960-1969	29	17-12	.586					4	1-3	.250
1970-1979								4	2-2	.500
1980-1989	42	17-24-1	.417	10-11-0	.476	7-13-1	.357	1	1-0	1.000
1990-1999	78	44-33-1	.571	27-12-0	.692	17-21-1	.449	5	4-1	.800
2000-2009	80	50-30	.625	27-13	.675	23-17	.575	10	3-7	.300
2010-2019	80	41-39	.513	24-16	.600	17-23	.425	7	3-4	.429
2020-Present	25	9-16	.360	4-9	.308	6-7	.462			

1892 (H: 0-2, A: 0-1) **0-3** **1900** (H: 0-4) **0-4**
Coach: Earnest E. West

DATE	OPPONENT	W/L	SCORE	REC
N 5	Mercer (Central Park)	L	6-12	0-1
N 19	Vanderbilt (Piedmont Park)	L	10-20	0-2
N 25	Auburn (Brisbine Park) (FRI)	L	0-26	0-3

1893 (H: 1-1-1, A: 1-0) **2-1-1**
Coaches: Frank O. Spain & Lt. Leonard Wood

Captain: W.W. Hunter

DATE	OPPONENT	W/L	SCORE	REC
N 4	at Georgia	W	28-6	1-0-0
N 11	Mercer	W	10-6	2-0-0
N 30	St. Albans ¹ (T)	L	0-6	2-1-0
D 7	Auburn (THU)	T	0-0	2-1-1

1 – Played at Piedmont Park

1894 (H: 0-3) **0-3**
Coaches: Frank O. Spain & Lt. Leonard Wood

Captain: Thomas Ratoul

DATE	OPPONENT	W/L	SCORE	REC
O 27	Savannah A.A.	L	0-8	0-1
N 17	Auburn ¹	L	0-94	0-2
N 29	Ft. McPherson ¹ (T)	L	0-34	0-3

1 – Played at Athletic Park

1895
NO TEAM
1896 (H: 0-0-1, A: 1-1) **1-1-1**
No Captain or Coach

DATE	OPPONENT	W/L	SCORE	REC
O 31	at Mercer (Central Park)	W	6-4	1-0-0
N 7	at Auburn	L	0-45	1-1-0
N 21	Mercer (Brisbine Park)	T	12-12	1-1-1

1897 (H: 0-0, A: 0-1) **0-1**
No Captain or Coach

DATE	OPPONENT	W/L	SCORE	REC
O 23	at Georgia	L	0-28	0-1

1898 (H: 0-0, A: 0-2, N: 0-1) **0-3**
Coach: R.B. "Cow" Nalley

No Captain

DATE	OPPONENT	W/L	SCORE	REC
N 5	at Auburn	L	6-29	0-1
N 24	vs. Clemson ¹ (T)	L	0-23	0-2
D 22	at Georgia (THU)	L	0-15	0-3

1 – Played in Augusta, Ga.

1899 (H: 0-2, A: 0-3) **0-5**
Coach: H.T. Collier

Captain: Pete Wooley

DATE	OPPONENT	W/L	SCORE	REC
O 14	at Auburn	L	0-63	0-1
O 23	Sewanee (MON)	L	0-30	0-2
O 28	at Georgia	L	0-20	0-3
N 11	Nashville	L	0-15	0-4
N 30	at Clemson ¹ (T)	L	5-41	0-5

1 – Played in Greenville, S.C.

Coach: H.T. Collier

Captain: W.J. Holman

DATE	OPPONENT	W/L	SCORE	REC
O 13	Georgia	L	0-12	0-1
O 20	Nashville	L	0-23	0-2
O 29	Sewanee (MON)	L	0-34	0-3
D 7	Davidson (FRI)	L	6-38	0-4

Home games played at Piedmont Park

1901 (H: 3-0, A: 0-0-1, N: 1-0) **4-0-1**
Coach: Dr. Cyrus W. Strickler

Captain: A.B. Hollison

DATE	OPPONENT	W/L	SCORE	REC
O 12	Gordon	W	29-0	1-0-0
O 15	Furman (TUE)	W	17-0	2-0-0
O 18	vs. Wofford ¹ (FRI)	W	33-0	3-0-0
O 26	at Furman	T	5-5	3-0-1
N 9	South Carolina	W	13-0	4-0-1

1 – Played in Augusta, Ga.

Home games played at Piedmont Park

1902 (H: 0-5-1, A: 0-1-1) **0-6-2**
Coach: John McKee

Captain: Bully Young

DATE	OPPONENT	W/L	SCORE	REC
O 11	Auburn	L	6-18	0-1-0
O 18	Clemson	L	5-44	0-2-0
O 25	Georgia	T	0-0	0-2-1
N 1	at Furman	T	0-0	0-2-2
N 8	St. Albans	L	0-17	0-3-2
N 13	Davidson (THU)	L	6-7	0-4-2
N 22	Tennessee	L	6-10	0-5-2
N 27	at Alabama ¹ (T)	L	0-26	0-6-2

1 – Played at Birmingham, Ala.

Home games played at Brisbine Park

1903 (H: 1-4, A: 1-1) **2-5**
Coach: John McKee

Captain: Jesse Thrash

DATE	OPPONENT	W/L	SCORE	REC
O 17	Clemson	L	0-73	0-1
O 24	Georgia	L	0-38	0-2
O 31	at Samford	W	37-0	1-2
N 7	Florida State	W	17-0	2-2
N 14	Auburn	L	5-10	2-3
N 21	at Tennessee	L	0-11	2-4
N 26	South Carolina (T)	L	0-16	2-5

Home games played at Piedmont Park

**JOHN HEISMAN****Head Coach (1904-19)****16 seasons****Record:** 102-29-7 (.764)

■ From 1908-11, home games played at Ponce de Leon Park.

1908(H: 5-3, A: 1-0) **6-3****Captain:** L.W. Robert

DATE	OPPONENT	W/L	SCORE	REC
O 3	Gordon	W	32-0	1-0
O 10	Mooney School (Tenn.)	W	30-0	2-0
O 17	Mississippi State	W	23-0	3-0
O 24	Alabama	W	11-6	4-0
O 31	Tennessee	L	5-6	4-1
N 7	Auburn	L	0-44	4-2
N 14	Sewanee	L	0-6	4-3
N 19	at Mercer	W	16-6	5-3
N 26	at Clemson (†)	W	30-6	6-3

1909(H: 5-2, A: 2-0) **7-2****Captain:** John Davis

DATE	OPPONENT	W/L	SCORE	REC
O 2	Gordon	W	18-6	1-0
O 9	Mooney School (Tenn.)	W	35-6	2-0
O 16	South Carolina	W	59-0	3-0
O 23	Sewanee	L	0-15	3-1
O 30	at Tennessee	W	29-0	4-1
N 6	Auburn	L	0-8	4-2
N 13	at Mercer	W	35-0	5-2
N 20	Georgia	W	12-6	6-2
N 25	Clemson (†)	W	29-3	7-2

1910(H: 4-3, A: 1-0) **5-3****Captain:** Dean Hill

DATE	OPPONENT	W/L	SCORE	REC
O 1	Gordon	W	57-0	1-0
O 8	Chattanooga	W	18-0	2-0
O 15	Mercer	W	46-0	3-0
O 22	at Alabama	W	36-0	4-0
N 5	Auburn	L	0-16	4-1
N 12	Vanderbilt	L	0-23	4-2
N 19	Georgia	L	6-11	4-3
N 24	Clemson (†)	W	34-0	5-3

1911(H: 5-2-1, A: 1-0) **6-2-1****Captain:** H.W. Patterson

DATE	OPPONENT	W/L	SCORE	REC
S 30	11th Cavalry	W	22-5	1-0-0
O 7	at Samford	W	28-0	2-0-0
O 14	Tennessee	W	24-0	3-0-0
O 21	Mercer	W	17-0	4-0-0
O 29	Alabama	T	0-0	4-0-1
N 4	Auburn	L	6-11	4-1-1
N 11	Sewanee	W	23-0	5-1-1
N 18	Georgia	L	0-5	5-2-1
N 30	Clemson (†)	W	31-0	6-2-1

Home games played at The Flats

1904(H: 8-0-1, A: 0-1) **8-1-1****Captain:** Barlen Moore

DATE	OPPONENT	W/L	SCORE	REC
O 1	Ft. McPherson	W	11-5	1-0-0
O 8	Florida State	W	35-0	2-0-0
O 15	Mooney School (Tenn.)	W	51-0	3-0-0
O 17	Florida (MON)	W	77-0	4-0-0
O 22	Tennessee	W	2-0	5-0-0
O 29	at Auburn	L	0-12	5-1-0
N 5	Clemson	T	11-11	5-1-1
N 12	Georgia	W	23-6	6-1-1
N 16	Tennessee Meds (WED)	W	59-0	7-1-1
N 24	Cumberland (†)	W	18-0	8-1-1

Home games played at Piedmont Park

1905(H: 6-0-1) **6-0-1****Captain:** Louie Clark

DATE	OPPONENT	W/L	SCORE	REC
O 7	Dahlonoga	W	54-0	1-0-0
O 21	Alabama	W	12-5	2-0-0
O 28	Cumberland	W	18-0	3-0-0
N 4	Tennessee	W	45-0	4-0-0
N 11	Sewanee	T	18-18	4-0-1
N 18	Georgia	W	46-0	5-0-1
N 30	Clemson (†)	W	17-12	6-0-1

Home games played on campus at The Flats, future site of Grant Field

1906(H: 5-3-1) **5-3-1****Captain:** E.C. Davies

DATE	OPPONENT	W/L	SCORE	REC
S 29	Maryville	T	6-6	0-0-1
O 6	Dahlonoga	W	11-0	1-0-1
O 13	Grant University (Tenn.)	W	18-0	2-0-1
O 20	Sewanee	L	0-16	2-1-1
O 27	Davidson	W	4-0	3-1-1
N 3	Auburn	W	11-0	4-1-1
N 10	Georgia	W	17-0	5-1-1
N 17	Vanderbilt	L	6-37	5-2-1
N 29	Clemson (†)	L	0-10	5-3-1

Home games played at The Flats

1907(H: 4-3, A: 0-1) **4-4****Captain:** C.A. Sweet

DATE	OPPONENT	W/L	SCORE	REC
O 5	Gordon ¹	W	51-0	1-0
O 12	Dahlonoga ¹	W	70-0	2-0
O 19	Tennessee ²	W	6-4	3-0
O 26	Auburn ²	L	6-12	3-1
N 2	Georgia ²	W	10-6	4-1
N 9	Sewanee ²	L	0-18	4-2
N 16	at Vanderbilt	L	0-54	4-3
N 28	Clemson ² (†)	L	5-6	4-4

1 – Played at The Flats

2 – Played at Ponce de Leon Park

1912 (H: 2-3-1, A: 3-0) **5-3-1**
Captain: Hugh Leuhrman

DATE	OPPONENT	W/L	SCORE	REC
S 28	11th Cavalry	T	0-0	0-0-1
O 5	at The Citadel	W	20-16	1-0-1
O 12	Alabama	W	20-3	2-0-1
O 19	at Florida ¹	W	14-7	3-0-1
O 26	at Mercer	W	16-6	4-0-1
N 2	Auburn	L	7-27	4-1-1
N 9	Sewanee	L	0-7	4-2-1
N 16	Georgia	L	0-20	4-3-1
N 28	Clemson (T)	W	23-0	5-3-1

1 – Played in Jacksonville, Fla.

■ Grant Field, with its first permanent seating, was built prior to the 1913 season. From this point, all home games were played at Grant Field unless noted.

SIAA
1916-21
1916 (H: 7-0-1, A: 1-0) **8-0-1**
SIAA CHAMPIONS
Captain: J.T. Johnson

DATE	OPPONENT	W/L	SCORE	REC
S 30	Mercer	W	61-0	1-0
O 7	Cumberland	W	222-0	2-0
O 14	Davidson	W	9-0	3-0
O 21	North Carolina	W	10-6	4-0
O 28	Washington & Lee	T	7-7	4-0-1
N 4	Tulane	W	45-0	5-0-1
N 11	Alabama	W	13-0	6-0-1
N 18	at Georgia	W	21-0	7-0-1
N 30	Auburn (T)	W	33-7	8-0-1

1917 (H: 8-0, A: 1-0) **9-0**
CO-NATIONAL CHAMPIONS, SIAA CHAMPIONS
Captain: W.G. Carpenter

DATE	OPPONENT	W/L	SCORE	REC
S 29	Furman (DH)	W	25-0	1-0
	Wake Forest (DH)	W	33-0	2-0
O 6	Pennsylvania	W	41-0	3-0
O 13	Davidson	W	32-10	4-0
O 20	Washington & Lee	W	63-0	5-0
N 3	Vanderbilt	W	83-0	6-0
N 10	at Tulane	W	48-0	7-0
N 17	Carlisle	W	98-0	8-0
N 29	Auburn (T)	W	68-7	9-0

1913 (H: 4-2, A: 3-0) **7-2**
Captain: Homer Cook

DATE	OPPONENT	W/L	SCORE	REC
S 27	Ft. McPherson	W	19-0	1-0
O 4	at The Citadel	W	47-0	2-0
O 11	at Chattanooga	W	71-6	3-0
O 18	Mercer	W	33-0	4-0
O 25	at Florida ¹	W	13-3	5-0
N 1	Sewanee	W	33-0	6-0
N 8	Auburn	L	0-20	6-1
N 15	Georgia	L	0-14	6-2
N 27	Clemson (T)	W	34-0	7-2

1 – Played in Jacksonville, Fla.

1918 (H: 6-0, A: 0-1) **6-1**
SIAA CHAMPIONS
Captain: W.R. Fincher

DATE	OPPONENT	W/L	SCORE	REC
O 5	Clemson	W	28-0	1-0
O 12	Furman	W	118-0	2-0
O 19	11th Cavalry	W	123-0	3-0
O 26	Camp Gordon	W	28-0	4-0
N 10	NC State	W	128-0	5-0
N 23	at Pittsburgh	L	0-32	5-1
N 28	Auburn (T)	W	41-0	6-1

1914 (H: 6-1, A: 0-1) **6-2**
Captain: K.J. Fielder

DATE	OPPONENT	W/L	SCORE	REC
O 3	South Carolina	W	20-0	1-0
O 10	Mercer	W	105-0	2-0
O 17	at Alabama ¹	L	0-13	2-1
O 24	VMI	W	28-7	3-1
O 31	Sewanee	W	20-0	4-1
N 7	Auburn	L	0-14	4-2
N 14	Georgia	W	7-0	5-2
N 26	Clemson (T)	W	26-6	6-2

1 – Played in Birmingham, Ala.

1919 (H: 7-2, A: 0-1) **7-3**
Captain: G.M. Phillips

DATE	OPPONENT	W/L	SCORE	REC
S 20	5th Division	W	48-0	1-0
S 27	Furman	W	74-0	2-0
O 4	Wake Forest	W	14-0	3-0
O 11	Clemson	W	28-0	4-0
O 18	Vanderbilt	W	20-0	5-0
O 25	at Pittsburgh	L	6-16	5-1
N 1	Davidson	W	33-0	6-1
N 8	Washington & Lee	L	0-3	6-2
N 15	Georgetown	W	27-0	7-2
N 27	Auburn (T)	L	7-14	7-3

1915 (H: 6-0-1, A: 1-0) **7-0-1**
Captain: D.E. Morrison

DATE	OPPONENT	W/L	SCORE	REC
O 2	Mercer	W	52-0	1-0-0
O 9	Davidson	W	27-7	2-0-0
O 16	Transylvania	W	67-0	3-0-0
O 23	at LSU ¹	W	36-7	4-0-0
O 30	North Carolina	W	23-3	5-0-0
N 6	Alabama	W	21-7	6-0-0
N 13	Georgia	T	0-0	6-0-1
N 25	Auburn (T)	W	7-0	7-0-1

1 – Played in New Orleans, La.

**WILLIAM ALEXANDER****Head Coach (1920-44)****25 seasons****Record:** 134-95-15 (.580)**1920** (H: 7-0, A: 1-1) **8-1****SIAA CO-CHAMPIONS****Captain:** A.R. Flowers

DATE	OPPONENT	W/L	SCORE	REC
S 25	Wake Forest	W	44-0	1-0
O 2	Oglethorpe	W	55-0	2-0
O 9	Davidson	W	66-0	3-0
O 16	at Vanderbilt	W	44-0	4-0
O 23	at Pittsburgh	L	3-10	4-1
O 30	Centre	W	24-0	5-1
N 6	Clemson	W	7-0	6-1
N 13	Georgetown	W	35-6	7-1
N 25	Auburn (†)	W	34-0	8-1

1921 (H: 8-0, A: 0-0, N: 0-1) **8-1****SIAA CO-CHAMPIONS****Captain:** J.W. Harlan

DATE	OPPONENT	W/L	SCORE	REC
S 24	Wake Forest	W	42-0	1-0
O 1	Oglethorpe	W	41-0	2-0
O 8	Davidson	W	70-0	3-0
O 15	Furman	W	69-0	4-0
O 22	Rutgers	W	48-14	5-0
O 29	vs. Penn State ¹	L	7-28	5-1
N 5	Clemson	W	48-7	6-1
N 12	Georgetown	W	21-7	7-1
N 24	Auburn (†)	W	14-0	8-1

1 – Played in Polo Grounds, N.Y.

SOUTHERN CONFERENCE 1922-32**1922** (H: 7-1, A: 0-1) **7-2, 4-0** (SC)**SOUTHERN CONFERENCE CO-CHAMPIONS****Captain:** Red Barron

DATE	OPPONENT	W/L	SCORE	REC
S 30	Oglethorpe	W	31-6	1-0
O 7	Davidson	W	19-0	2-0
O 14	Alabama	W	33-7	3-0
O 21	at Navy	L	0-13	3-1
O 28	Notre Dame	L	3-13	3-2
N 4	Clemson	W	21-7	4-2
N 11	Georgetown	W	19-7	5-2
N 18	NC State	W	17-0	6-2
N 30	Auburn (†)	W	14-6	7-2

1923 (H: 3-0-4, A: 0-2) **3-2-4, 1-0-4** (SC)**Captain:** J.F. McIntyre

DATE	OPPONENT	W/L	SCORE	REC
S 23	Oglethorpe	W	28-13	1-0-0
O 6	VMI	W	10-7	2-0-0
O 13	Florida	T	7-7	2-0-1
O 20	Georgetown	W	20-10	3-0-1
O 27	at Notre Dame	L	7-35	3-1-1
N 3	Alabama	T	0-0	3-1-2
N 10	at Penn State	L	0-7	3-2-2
N 17	Kentucky	T	3-3	3-2-3
N 29	Auburn (†)	T	0-0	3-2-4

1924 (H: 5-2-1, A: 0-1) **5-3-1, 3-2-1** (SC)**Captain:** George Gardner

DATE	OPPONENT	W/L	SCORE	REC
S 27	Oglethorpe	W	19-0	1-0-0
O 4	VMI	W	3-0	2-0-0
O 11	Florida	T	7-7	2-0-1
O 18	Penn State	W	15-13	3-0-1
O 25	Alabama	L	0-14	3-1-1
N 1	at Notre Dame	L	3-34	3-2-1
N 8	LSU	W	28-7	4-2-1
N 15	Vanderbilt	L	0-3	4-3-1
N 27	Auburn (†)	W	7-0	5-3-1

1925 (H: 4-2-1, A: 1-0, N: 1-0) **6-2-1, 4-1-1** (SC)**Captain:** S.D. Wycoff

DATE	OPPONENT	W/L	SCORE	REC
S 28	Oglethorpe	W	13-7	1-0
O 3	VMI	W	33-0	2-0
O 10	vs. Penn State ¹	W	16-7	3-0
O 17	Florida	W	23-7	4-0
O 24	Alabama	L	0-7	4-1
O 31	Notre Dame	L	0-13	4-2
N 7	at Vanderbilt	W	7-0	5-2
N 14	Georgia	W	3-0	6-2
N 26	Auburn (†)	T	7-7	6-2-1

1 – Played at Yankee Stadium

1926 (H: 4-4, A: 0-1) **4-5, 4-3** (SC)**Captain:** Owen Pool

DATE	OPPONENT	W/L	SCORE	REC
S 25	Oglethorpe	L	6-7	0-1
O 2	VMI	W	13-0	1-1
O 9	Tulane	W	9-6	2-1
O 16	Alabama	L	0-21	2-2
O 23	Washington & Lee	W	19-7	3-2
O 30	at Notre Dame	L	0-12	3-3
N 6	Vanderbilt	L	7-13	3-4
N 13	Georgia	L	13-14	3-5
N 25	Auburn (†)	W	20-7	4-5

**1927** (H: 8-0, A: 0-1-1) **8-1-1, 7-0-1** (SC) **1931** (H: 2-4, A: 0-3-1) **2-7-1, 2-4-1** (SC)**SOUTHERN CONFERENCE CHAMPIONS**

Captain: E.J. Crowley

DATE	OPPONENT	W/L	SCORE	REC
O 1	VMI	W	7-0	1-0
O 8	Tulane	W	13-6	2-0
O 15	Alabama	W	13-0	3-0
O 22	North Carolina	W	13-0	4-0
O 29	at Notre Dame	L	7-26	4-1
N 5	at Vanderbilt	T	0-0	4-1-1
N 12	LSU	W	23-0	5-1-1
N 19	Oglethorpe	W	19-7	6-1-1
N 24	Auburn (T)	W	18-0	7-1-1
D 3	Georgia	W	12-0	8-1-1

Captain: H.C. Neblett

DATE	OPPONENT	W/L	SCORE	REC
O 3	South Carolina	W	25-13	1-0
O 10	Carnegie Tech	L	0-13	1-1
O 17	Auburn	L	0-13	1-2
O 24	at Tulane	L	0-33	1-3
O 31	Vanderbilt	L	7-49	1-4
N 7	at North Carolina	T	19-19	1-4-1
N 14	at Penn	L	12-13	1-5-1
N 21	Florida	W	23-0	2-5-1
N 28	Georgia	L	6-35	2-6-1
D 26	California	L	6-21	2-7-1

1928 (H: 7-0, A: 2-0, N: 1-0) **10-0, 7-0** (SC)**CO-NATIONAL CHAMPIONS, SOUTHERN CHAMPIONS**

Captain: H.R. Pund

DATE	OPPONENT	W/L	SCORE	REC
O 6	VMI	W	13-0	1-0
O 13	at Tulane	W	12-0	2-0
O 20	North Carolina	W	13-0	3-0
O 27	at North Carolina	W	20-7	4-0
N 3	Oglethorpe	W	32-7	5-0
N 10	Vanderbilt	W	19-7	6-0
N 17	Alabama	W	33-13	7-0
N 29	Auburn (T)	W	51-0	8-0
D 8	Georgia	W	20-6	9-0

ROSE BOWL (Pasadena, Calif.)

J 1	vs. California	W	8-7	10-0
-----	----------------	---	-----	------

1932 (H: 2-3-1, A: 2-2) **4-5-1, 4-4-1** (SC)

Captain: H.C. Neblett

DATE	OPPONENT	W/L	SCORE	REC
O 1	Clemson	W	32-14	1-0
O 8	Kentucky	L	6-12	1-1
O 15	Auburn	L	0-6	1-2
O 22	at North Carolina	W	43-14	2-2
O 29	at Vanderbilt	L	0-12	2-3
N 5	Tulane	L	14-20	2-4
N 12	Alabama	W	6-0	3-4
N 19	at Florida	W	6-0	4-4
N 26	Georgia	T	0-0	4-4-1
D 17	at California	L	7-27	4-5-1

SEC**1933-63****1929** (H: 3-3, A: 0-3) **3-6, 3-5** (SC)

Captain: Harold Rusk

DATE	OPPONENT	W/L	SCORE	REC
O 5	Mississippi A&M	W	27-13	1-0
O 12	North Carolina	L	7-18	0-1
O 19	Florida	W	19-6	2-1
O 26	at Tulane	L	14-20	2-2
N 2	Notre Dame	L	6-26	2-3
N 9	at Vanderbilt	L	7-23	2-4
N 16	Alabama	L	0-14	2-5
N 28	Auburn (T)	W	19-6	3-5
D 7	at Georgia	L	6-12	3-6

1933 (H: 4-4, A: 1-1) **5-5, 2-5** (SEC)

Captains: E.E. Laws, R.H. Tharpe

DATE	OPPONENT	W/L	SCORE	REC
S 30	Clemson	W	39-2	1-0
O 7	at Kentucky	L	6-7	1-1
O 14	Auburn	W	16-6	2-1
O 21	Tulane	L	0-7	2-2
O 28	at North Carolina	W	10-6	3-2
N 4	Vanderbilt	L	6-9	3-3
N 11	Florida	W	19-7	4-3
N 18	Alabama	L	9-12	4-4
N 25	Georgia	L	6-7	4-5
D 2	Duke	W	6-0	5-5

1930 (H: 2-4, A: 0-2-1) **2-6-1, 2-4-1** (SC) **1934** (H: 1-4, A: 0-5) **1-9, 0-6** (SEC)

Captain: Earl Dunlap

DATE	OPPONENT	W/L	SCORE	REC
O 4	South Carolina	W	45-0	1-0
O 11	at Carnegie Tech	L	0-31	1-1
O 18	Auburn	W	14-12	2-1
O 25	Tulane	L	0-28	2-2
N 1	at North Carolina	T	6-6	2-2-1
N 8	Vanderbilt	L	0-6	2-3-1
N 15	at Penn	L	7-34	2-4-1
N 27	Florida (T)	L	7-55	2-5-1
D 6	Georgia	L	0-13	2-6-1

Captain: Jack Phillips

DATE	OPPONENT	W/L	SCORE	REC
S 29	Clemson	W	12-7	1-0
O 6	Vanderbilt	L	12-27	1-1
O 13	at Duke	L	0-20	1-2
O 20	at Michigan	L	2-9	1-3
O 27	at Tulane	L	12-20	1-4
N 3	North Carolina	L	0-26	1-5
N 10	Auburn	L	6-18	1-6
N 17	Alabama	L	0-40	1-7
N 24	at Florida	L	12-13	1-8
D 1	at Georgia	L	0-7	1-9

**1935**(H: 5-2, A: 0-3) **5-5, 3-4** (SEC)**Captain:** R.W. Eubanks

DATE	GT	OPP	OPPONENT	W/L	SCORE	REC
S 28			Presbyterian	W	33-0	1-0
O 5			Sewanee	W	32-0	2-0
O 12			at Kentucky	L	6-25	2-1
O 19			Duke	W	6-0	3-1
O 26			at North Carolina	L	0-19	3-2
N 2			Vanderbilt	L	13-14	3-3
N 9			Auburn	L	7-33	3-4
N 16			at Alabama	L	7-38	3-5
N 23			Florida	W	39-6	4-5
N 30			Georgia	W	19-7	5-5

■ The Associated Press began its college football poll in 1936. The numbers indicate Georgia Tech's and the opponent's rank at the time of the game.

1936(H: 5-3, A: 0-2-1) **5-5-1, 3-3-1** (SEC)**Captain:** J.W. FitzSimmons

DATE	GT	OPP	OPPONENT	W/L	SCORE	REC
S 26	-	-	Presbyterian#	W	55-0	1-0
O 3	-	-	Sewanee	W	58-0	2-0
O 10	-	-	Kentucky	W	34-0	3-0
O 17	-	-	at Duke	L	6-19	3-1
O 24	-	-	at Vanderbilt	T	0-0	3-1-1
O 31	-	-	Clemson	L	13-14	3-2-1
N 7	-	20	Auburn	L	12-13	3-3-1
N 14	-	4	Alabama	L	16-20	3-4-1
N 21	-	-	Florida	W	38-14	4-4-1
N 28	-	-	at Georgia	L	6-16	4-5-1
D 26	-	-	California	W	13-7	5-5-1

– first night game in Georgia Tech history

1937(H: 4-2-1, A: 2-1) **6-3-1, 3-2-1** (SEC)**Captain:** Fletcher Sims

DATE	GT	OPP	OPPONENT	W/L	SCORE	REC
S 24	-	-	Presbyterian (F#)	W	59-0	1-0
O 2	-	-	Mercer	W	28-0	2-0
O 9	-	-	at Kentucky	W	32-0	3-0
O 16	-	10	Duke	L	19-20	3-1
O 23	-	20	Auburn	L	0-21	3-2
O 30	-	-	Vanderbilt	W	14-0	4-2
N 6	-	-	Clemson	W	7-0	5-2
N 13	-	3	at Alabama	L	0-7	5-3
N 20	-	-	at Florida	W	12-0	6-3
N 27	-	-	Georgia	T	6-6	6-3-1

*Ranking in first poll released Oct. 18

1938(H: 3-1-2, A: 0-3-1) **3-4-3, 2-1-3** (SEC)**Captain:** Jack Chivington

DATE	GT	OPP	OPPONENT	W/L	SCORE	REC
O 1	-	-	Mercer	W	19-0	1-0
O 8	-	5	Notre Dame	L	6-14	1-1
O 15	-	9	at Duke	L	0-6	1-2
O 22	-	-	Auburn	W	7-6	2-2
O 29	-	-	at Vanderbilt	L	7-13	2-3
N 5	-	-	Kentucky	W	19-18	3-3
N 12	-	16	Alabama	T	14-14	3-3-1
N 19	-	-	Florida	T	0-0	3-3-2
N 26	-	-	at Georgia	T	0-0	3-3-3
D 26	-	-	at California (MON)	L	0-13	3-4-3

*Ranking in first poll released Oct. 17

1939(H: 5-1, A: 2-1, N: 1-0) **8-2, 6-0** (SEC)**SEC CO-CHAMPIONS****Captain:** R.W. Murphy

DATE	GT	OPP	OPPONENT	W/L	SCORE	REC
O 7	-	2	at Notre Dame	L	14-17	0-1
O 14	-	-	Samford	W	35-0	1-1
O 21	-	-	Vanderbilt	W	14-6	2-1
O 28	-	-	Auburn	W	7-6	3-1
N 4	-	12	Duke	L	6-7	3-2
N 11	-	18	Kentucky	W	13-6	4-2
N 18	-	-	at Alabama	W	6-0	5-2
N 25	19	-	at Florida	W	21-7	6-2
D 2	-	-	Georgia	W	13-0	7-2

ORANGE BOWL (Miami, Fla.)

J 1 16 6 vs. Missouri W 21-7 8-2

FINAL RANKING: 16 (AP)

*Ranking in first poll released Oct. 16

1940(H: 3-3, A: 0-4) **3-7, 1-5** (SEC)**Captain:** N.M. Cavette

DATE	GT	OPP	OPPONENT	W/L	SCORE	REC
O 5	-	-	Samford	W	27-0	1-0
O 12	-	6	at Notre Dame	L	20-26	1-1
O 19	-	-	Vanderbilt	W	19-0	2-1
O 26	-	-	Auburn	L	7-16	2-2
N 2	-	18	at Duke	L	7-41	2-3
N 9	-	-	at Kentucky	L	7-26	2-4
N 16	-	14	Alabama	L	13-14	2-5
N 23	-	-	Florida	L	7-16	2-6
N 30	-	-	at Georgia	L	19-21	2-7
D 28	-	-	California	W	13-0	3-7

*Ranking in first poll released Oct. 15

1941(H: 3-3, A: 0-3) **3-6, 2-4** (SEC)**Captain:** C.R. Sanders

DATE	GT	OPP	OPPONENT	W/L	SCORE	REC
O 4	-	-	Chattanooga	W	20-0	1-0
O 11	-	8	Notre Dame	L	0-20	1-1
O 18	-	18	at Vanderbilt	L	7-14	1-2
O 25	-	-	Auburn	W	28-14	2-2
N 1	-	4	Duke	L	0-14	2-3
N 8	-	-	Kentucky	W	20-13	3-3
N 15	-	9	at Alabama	L	0-20	3-4
N 22	-	-	at Florida	L	7-14	3-5
N 29	-	20	Georgia	L	0-21	3-6

*Ranking in first poll released Oct. 13

1942(H: 6-0, A: 3-1, N: 0-1) **9-2, 4-1** (SEC)**Captain:** Jack Marshall

DATE	GT	OPP	OPPONENT	W/L	SCORE	REC
S 26	6	4	Auburn	W	15-0	1-0
O 3	6	-	at Notre Dame	W	13-6	2-0
O 10	6	-	Chattanooga	W	30-6	3-0
O 17	6	-	Davidson	W	33-0	4-0
O 24	6	-	at Navy	W	21-0	5-0
O 31	5	-	at Duke	W	26-7	6-0
N 7	3	-	Kentucky	W	47-7	7-0
N 14	2	5	Alabama	W	7-0	8-0
N 21	2	-	Florida	W	20-7	9-0
N 28	2	5	at Georgia	L	0-34	9-1

COTTON BOWL (Dallas, Texas)

J 1 5 11 vs. Texas L 7-14 9-2

FINAL RANKING: 5 (AP)

*Ranking in first poll released Oct. 12

1943 (H: 6-1, A: 1-2, N: 1-0) **8-3, 3-0 (SEC)** **1946** (H: 6-0, A: 2-2, N: 1-0) **9-2, 4-2 (SEC)**
SUGAR BOWL CHAMPIONS, SEC CHAMPIONS

Captains: George Manning, John Steber

DATE	GT	OPP	OPPONENT	W/L	SCORE	REC
S 25	-	-	North Carolina	W	20-7	1-0
O 2	-	*1	at Notre Dame	L	13-55	1-1
O 9	-	-	Georgia Navy PF	W	35-7	2-1
O 16	-	-	Ft. Benning	W	27-0	3-1
O 23	-	3	at Navy	L	14-28	3-2
O 30	-	8	Duke	L	7-14	3-3
N 6	-	20	LSU	W	42-7	4-3
N 13	19	-	at Tulane	W	33-0	5-3
N 20	15	-	Clemson	W	41-6	6-3
N 27	14	-	Georgia	W	48-0	7-3

SUGAR BOWL (New Orleans, La.)

J 1 13 15 vs. Tulsa W 20-18 8-3

FINAL RANKING: 13 (AP)

*Ranking in first poll released Oct. 4

OIL BOWL CHAMPIONS

Captain: R.T. Davis

DATE	GT	OPP	OPPONENT	W/L	SCORE	REC
S 28	-	*8	at Tennessee	L	9-13	0-1
O 5	-	-	VMI	W	32-6	1-1
O 12	-	-	Ole Miss	W	24-7	2-1
O 19	-	12	at LSU	W	26-7	3-1
O 26	15	-	Auburn	W	27-6	4-1
N 2	16	19	at Duke	W	14-0	5-1
N 9	8	-	Navy	W	28-20	6-1
N 16	7	-	Tulane	W	35-7	7-1
N 23	6	-	Furman	W	41-7	8-1
N 30	7	3	at Georgia	L	7-35	8-2

OIL BOWL (Houston, Texas)

J 1 11 - vs. St Mary's W 41-19 9-2

FINAL RANKING: 11 (AP)

*Ranking in first poll released Oct. 7

1944 (H: 7-1, A: 1-1, N: 0-1) **8-3, 4-0 (SEC)** **1947** (H: 7-0, A: 2-1, N: 1-0) **10-1, 4-1 (SEC)**
ORANGE BOWL, SEC CHAMPIONS

Captain: Phillip Tinsley

DATE	GT	OPP	OPPONENT	W/L	SCORE	REC
S 30	*10	-	Clemson	W	51-0	1-0
O 7	*10	-	North Carolina	W	28-0	2-0
O 14	10	-	Auburn	W	27-0	3-0
O 21	8	9	Navy	W	17-15	4-0
O 27	5	-	Georgia Navy PF (FB)	W	13-7	5-0
N 4	5	-	at Duke	L	13-19	5-1
N 11	13	-	Tulane	W	34-7	6-1
N 18	9	-	at LSU	W	14-6	7-1
N 25	10	18	Notre Dame	L	0-21	7-2
D 2	-	-	Georgia	W	44-0	8-2

ORANGE BOWL (Miami, Fla.)

J 1 13 - vs. Tulsa L 12-26 8-3

FINAL RANKING: 13 (AP)

*Ranking in first poll released Oct. 9

ORANGE BOWL CHAMPIONS

Captains: Bill Healy, Rollo Phillips

DATE	GT	OPP	OPPONENT	W/L	SCORE	REC
S 27	*4	-	Tennessee	W	27-0	1-0
O 4	*4	-	at Tulane	W	20-6	2-0
O 11	4	-	VMI	W	20-0	3-0
O 18	5	-	Auburn	W	27-7	4-0
O 25	7	-	The Citadel	W	38-0	5-0
N 1	6	9	Duke	W	7-0	6-0
N 8	6	-	at Navy ¹	W	16-14	7-0
N 15	6	14	at Alabama ²	L	7-14	7-1
N 22	10	-	Furman	W	51-0	8-1
N 29	9	-	Georgia	W	7-0	9-1

ORANGE BOWL (Miami, Fla.)


J 1 10 12 vs. Kansas W 20-14 10-1

FINAL RANKING: 10 (AP)

1 - Played in Baltimore, Md.

2 - Played in Birmingham, Ala.

*Ranking in first poll released Oct. 6



BOBBY DODD

Head Coach (1945-66)

22 seasons

Record: 165-64-8 (.713)

1945 (H: 2-5, A: 2-1) **4-6, 2-2 (SEC)** **1948** (H: 5-2, A: 2-1) **7-3, 4-3 (SEC)**

Captain: Paul Duke

DATE	GT	OPP	OPPONENT	W/L	SCORE	REC
S 29	-	-	at North Carolina	W	20-14	1-0
O 6	-	*3	Notre Dame	L	7-40	1-1
O 13	-	-	Samford	W	43-0	2-1
O 20	-	2	at Navy ¹	L	6-20	2-2
O 27	-	-	Auburn	W	20-7	3-2
N 3	-	18	Duke	L	6-14	3-3
N 10	-	-	at Tulane	W	41-7	4-3
N 17	-	-	LSU	L	7-9	4-4
N 24	-	-	Clemson	L	7-21	4-5
D 1	-	-	Georgia	L	0-33	4-6

1 - Played in Baltimore, Md.

*Ranking in first poll released Oct. 8

Captains: George Brodnax, Jim Castleberry

DATE	GT	OPP	OPPONENT	W/L	SCORE	REC
S 25	*6	-	at Vanderbilt	W	13-0	1-0
O 2	*6	-	Tulane (t)	W	13-7	2-0
O 9	6	-	Washington & Lee	W	27-0	3-0
O 16	7	-	Auburn	W	27-0	4-0
O 23	6	-	Florida	W	42-7	5-0
O 30	6	-	at Duke	W	19-7	6-0
N 6	6	-	Tennessee	L	6-13	6-1
N 13	11	-	Alabama	L	12-14	6-2
N 20	20	-	The Citadel	W	54-0	7-2
N 27	-	12	at Georgia	L	13-21	7-3

t - Georgia Tech's first televised game (WSB-TV)

*Ranking in first poll released Oct. 4

**1949**(H: 6-1, A: 1-2) **7-3, 5-2** (SEC)

Captain: Tom Coleman

DATE	GT	OPP	OPPONENT	W/L	SCORE	ATT	REC
S 24	-	-	Vanderbilt	W	12-7	39,000	1-0
O 1	-	*4	at Tulane	L	0-18	55,000	1-1
O 8	-	-	Washington & Lee	W	36-0	25,000	2-1
O 15	-	-	Auburn	W	35-21	33,000	3-1
O 22	-	-	at Florida	W	43-14	27,000	4-1
O 29	-	-	Duke (HC)	L	14-27	38,000	4-2
N 5	-	14	Tennessee	W	30-13	N/A	5-2
N 12	-	-	at Alabama ¹	L	7-20	43,000	5-3
N 19	-	-	South Carolina	W	13-3	20,000	6-3
N 26	-	-	Georgia	W	7-6	40,000	7-3

1 - Played in Birmingham, Ala.

*Ranking in first poll released Oct. 3

1950(H: 3-4, A: 2-2) **5-6, 4-2** (SEC)

Captain: Bob Bossons

DATE	GT	OPP	OPPONENT	W/L	SCORE	ATT	REC
S 23	-	*10	at SMU	L	13-33	N/A	0-1
S 30	-	-	South Carolina	L	0-7	25,000	0-2
O 7	-	-	Florida	W	16-13	25,000	1-2
O 14	-	-	at LSU	W	13-0	42,000	2-2
O 21	-	-	Auburn	W	20-0	30,000	3-2
O 28	-	4	Kentucky (HC)	L	14-28	35,000	3-3
N 4	-	-	at Duke	L	21-30	30,000	3-4
N 11	-	-	VMI	L	13-14	22,000	3-5
N 18	-	-	Alabama	L	19-54	38,000	3-6
N 25	-	-	Davidson	W	46-14	20,000	4-6
D 2	-	-	at Georgia	W	7-0	50,000	5-6

*Preseason poll

1951(H: 6-0-1, A: 4-0, N: 1-0) **11-0-1, 7-0** (SEC)**ORANGE BOWL CHAMPIONS, SEC CHAMPIONS**

Captain: Lamar Wheat

DATE	GT	OPP	OPPONENT	W/L	SCORE	ATT	REC
S 22	-	-	SMU	W	21-7	33,000	1-0-0
S 29	-	-	at Florida	W	27-0	39,000	2-0-0
O 6	11	17	at Kentucky	W	13-7	35,000	3-0-0
O 13	8	-	LSU	W	25-7	30,000	4-0-0
O 20	5	-	Auburn	W	27-7	31,000	5-0-0
O 27	3	-	at Vanderbilt	W	8-7	26,000	6-0-0
N 3	5	-	Duke (HC)	T	14-14	36,000	6-0-1
N 10	8	-	VMI	W	34-7	21,000	7-0-1
N 17	7	-	at Alabama	W	27-7	35,000	8-0-1
N 24	7	-	Davidson	W	34-7	18,000	9-0-1
D 1	6	-	Georgia	W	48-6	40,000	10-0-1

ORANGE BOWL (Miami, Fla.)

J 1 5 9 vs. Baylor W 17-14 65,837 11-0-1

FINAL RANKING: 5 (AP)

1952(H: 8-0, A: 3-0, N: 1-0) **12-0, 6-0** (SEC)**CO-NATIONAL CHAMPIONS****SUGAR BOWL CHAMPIONS, SEC CHAMPIONS**

Captains: George Morris, Hal Miller

DATE	GT	OPP	OPPONENT	W/L	SCORE	ATT	REC
S 20	*3	-	The Citadel	W	54-6	22,000	1-0
S 27	*3	-	Florida	W	17-14	30,939	2-0
O 4	6	-	at SMU	W	20-7	41,000	3-0
O 11	5	-	Tulane	W	14-0	27,913	4-0
O 18	4	-	Auburn	W	33-0	34,689	5-0
O 25	5	-	Vanderbilt (HC)	W	30-0	35,373	6-0
N 1	4	6	at Duke	W	28-7	40,000	7-0
N 8	3	-	Army	W	45-6	40,000	8-0
N 15	2	12	Alabama	W	7-3	38,063	9-0
N 22	2	-	Florida State	W	30-0	25,000	10-0
N 29	3	-	at Georgia	W	23-9	50,000	11-0

SUGAR BOWL (New Orleans, La.)

J 1 2 7 vs. Ole Miss W 24-7 80,187 12-0

FINAL RANKING: 1 (NS), 2 (AP), 2 (UPI)

*Preseason poll

1953(H: 6-0, A: 2-2-1, N: 1-0) **9-2-1, 4-1-1** (SEC)**SUGAR BOWL CHAMPIONS**

Captains: Sam Hensley, Ed Gossage, Orville Vereen

DATE	GT	OPP	OPPONENT	W/L	SCORE	ATT	REC
S 19	*3	-	Davidson	W	53-0	22,000	1-0-0
S 26	*3	15	at Florida	T	0-0	41,000	1-0-1
O 3	9	-	SMU	W	6-4	37,000	2-0-1
O 10	10	-	at Tulane	W	27-13	30,000	3-0-1
O 17	6	19	Auburn	W	36-6	39,500	4-0-1
O 24	4	1	at Notre Dame	L	14-27	58,254	4-1-1
O 31	8	-	at Vanderbilt	W	43-0	24,000	5-1-1
N 7	6	-	Clemson (HC)	W	20-7	35,000	6-1-1
N 14	5	-	at Alabama ¹	L	6-13	42,500	6-2-1
N 21	12	15	Duke	W	13-10	40,000	7-2-1
N 28	10	-	Georgia	W	28-12	41,000	8-2-1

SUGAR BOWL (New Orleans, La.)

J 1 8 10 vs. West Virginia W 42-19 70,500 9-2-1

FINAL RANKING: 8 (AP), 9 (UPI)

1 - Played in Birmingham, Ala.

*Preseason poll

1954(H: 5-2, A: 2-1, N: 1-0) **8-3, 6-2** (SEC)**COTTON BOWL CHAMPIONS**

Captain: Larry Morris

DATE	GT	OPP	OPPONENT	W/L	SCORE	ATT	REC
S 18	*7	-	Tulane	W	28-0	28,000	1-0
S 25	5	-	Florida	L	12-13	30,000	1-1
O 2	-	-	at SMU	W	10-17	34,000	2-1
O 9	-	-	LSU	W	30-20	28,000	3-1
O 16	19	-	Auburn	W	14-7	40,000	4-1
O 23	15	-	Kentucky (HC)	L	6-13	34,000	4-2
O 30	-	16	at Duke	L	20-21	33,000	4-3
N 6	-	-	Tennessee	W	28-7	40,000	5-3
N 13	-	-	Alabama	W	20-0	40,000	6-3
N 27	-	-	at Georgia	W	7-3	50,000	7-3

COTTON BOWL (Dallas, Texas)

J 1 - 10 vs. Arkansas W 14-6 75,500 8-3

FINAL RANKING: 13 (UPI)

*Preseason poll



1955 (H: 5-1, A: 3-0-1, N: 1-0) **9-1-1, 4-1-1 (SEC)** **1958** (H: 4-1-1, A: 1-3) **5-4-1, 2-3-1 (SEC)**

SUGAR BOWL CHAMPIONS

Captain: Jimmy Morris

DATE	GT	OPP	OPPONENT	W/L	SCORE	ATT	REC
S 17	*10	-	Miami	W	14-6	39,500	1-0-0
S 24	2	19	at Florida	W	14-7	40,000	2-0-0
O 1	3	-	SMU	W	20-7	34,000	3-0-0
O 8	4	-	at LSU	W	7-0	60,000	4-0-0
O 15	5	17	Auburn	L	12-14	40,000	4-1-0
O 22	13	-	Florida State	W	34-0	30,000	5-1-0
O 29	12	17	Duke (HC)	W	27-0	40,000	6-1-0
N 5	8	-	at Tennessee	T	7-7	50,000	6-1-1
N 12	11	-	at Alabama ¹	W	26-2	38,000	7-1-1
N 26	9	-	Georgia	W	21-3	40,000	8-1-1

SUGAR BOWL (New Orleans, La.)

J 2 7 11 vs. Pittsburgh W 7-0 80,174 9-1-1

FINAL RANKING: 7 (AP), 7 (UPI)

1 - Played in Birmingham, Ala.

*Preseason poll

1956 (H: 4-1, A: 5-0, N: 1-0) **10-1, 7-1 (SEC)**

GATOR BOWL CHAMPIONS

Captains: Wade Mitchell, George Volkert

DATE	GT	OPP	OPPONENT	W/L	SCORE	ATT	REC
S 22	*4	-	at Kentucky	W	14-6	30,000	1-0
S 29	2	5	at SMU	W	9-7	46,000	2-0
O 13	3	-	LSU	W	39-7	39,500	3-0
O 20	3	-	Auburn	W	28-7	40,000	4-0
O 27	3	15	Tulane (HC)	W	40-0	40,000	5-0
N 3	2	-	at Duke	W	7-0	38,000	6-0
N 10	2	3	at Tennessee	L	0-6	40,000	6-1
N 17	4	-	Alabama	W	27-0	38,500	7-1
N 24	5	13	at Florida	W	28-0	37,000	8-1
D 1	4	-	at Georgia	W	35-0	50,000	9-1

GATOR BOWL (Jacksonville, Fla.)

D 29 4 13 vs. Pittsburgh W 21-14 37,683 10-1

FINAL RANKING: 4 (AP), 4 (UPI)

*Preseason poll

1957 (H: 2-2-2, A: 2-2) **4-4-2, 3-4-1 (SEC)**

Captain: Don Stephenson

DATE	GT	OPP	OPPONENT	W/L	SCORE	ATT	REC
S 21	*11	20	Kentucky*	W	13-0	40,000	1-0-0
S 28	3	15	SMU	T	0-0	39,000	1-0-1
O 12	17	-	at LSU*	L	13-20	62,500	1-1-1
O 19	-	9	Auburn*	L	0-3	40,000	1-2-1
O 26	-	-	at Tulane*	W	20-13	25,000	2-2-1
N 2	-	7	Duke (HC)	W	13-0	40,000	3-2-1
N 9	18	9	at Tennessee*	L	6-21	45,500	3-3-1
N 16	-	-	at Alabama ¹ *	W	10-7	30,000	4-3-1
N 23	-	-	Florida*	T	0-0	40,000	4-3-2
N 30	-	-	Georgia*	L	0-7	40,000	4-4-2

1 - Played in Birmingham, Ala.

*Preseason poll

Captain: Foster Watkins

DATE	GT	OPP	OPPONENT	W/L	SCORE	ATT	REC
S 20	-	-	at Kentucky*	L	0-13	30,000	0-1-0
S 26	-	-	Florida State RR	W	17-3	40,391	1-1-0
O 4	-	-	Tulane *	W	14-0	38,000	2-1-0
O 11	-	-	Tennessee*	W	21-7	44,726	3-1-0
O 18	-	2	Auburn*	T	7-7	44,726	3-1-1
O 25	17	-	at SMU	L	0-20	27,000	3-2-1
N 1	-	-	at Duke	W	10-8	30,000	4-2-1
N 8	-	17	Clemson	W	13-0	44,726	5-2-1
N 15	20	-	Alabama* (HC)	L	8-17	44,726	5-3-1
N 29	-	-	at Georgia*	L	3-16	50,000	5-4-1

1959 (H: 2-3, A: 4-1, N: 0-1) **6-5, 3-3 (SEC)**

GATOR BOWL

Captain: Maxie Baughan

DATE	GT	OPP	OPPONENT	W/L	SCORE	ATT	REC
S 19	-	-	at Kentucky*	W	14-12	35,000	1-0
S 26	16	6	SMU	W	16-12	43,000	2-0
O 3	7	6	Clemson	W	16-6	44,174	3-0
O 10	3	8	at Tennessee*	W	14-7	45,021	4-0
O 17	4	11	Auburn*	L	6-7	44,174	4-1
O 24	9	-	at Tulane*	W	21-13	30,000	5-1
O 31	9	-	Duke (HC)	L	7-10	44,174	5-2
N 7	19	-	at Notre Dame	W	14-10	58,575	6-2
N 14	15	-	at Alabama ¹ *	L	7-9	43,500	6-3
N 28	-	6	Georgia*	L	14-21	44,174	6-4

GATOR BOWL (Jacksonville, Fla.)

J 2 - 9 vs. Arkansas L 7-14 45,104 6-5

1 - Played in Birmingham, Ala.

1960 (H: 4-1, A: 1-4) **5-5, 4-4 (SEC)**

Captain: Gerald Burch

DATE	GT	OPP	OPPONENT	W/L	SCORE	ATT	REC
S 17	-	-	Kentucky*	W	23-13	40,594	1-0
S 24	13	-	at Rice	W	16-13	35,000	2-0
O 1	10	-	at Florida*	L	17-18	39,000	2-1
O 8	-	-	LSU*	W	6-2	44,176	3-1
O 15	19	-	at Auburn ¹ *	L	7-9	44,000	3-2
O 22	-	-	Tulane* (HC)	W	14-6	43,608	4-2
O 29	-	15	at Duke	L	0-6	40,000	4-3
N 5	-	8	Tennessee*	W	14-7	45,072	5-3
N 12	-	-	Alabama*	L	15-16	44,006	5-4
N 26	-	-	at Georgia*	L	6-7	55,000	5-5

1 - Played in Birmingham, Ala.

1961 (H: 5-0, A: 2-3, N: 0-1) **7-4, 4-3 (SEC)**

GATOR BOWL

Captains: Chick Graning, Willie McGaughey, Billy Williamson

DATE	GT	OPP	OPPONENT	W/L	SCORE	ATT	REC
S 22	-	9	at USC (FR)	W	27-7	39,590	1-0
S 30	-	-	Rice	W	24-0	43,501	2-0
O 7	3	-	at LSU*	L	0-10	66,000	2-1
O 14	-	-	Duke	W	21-0	44,015	3-1
O 21	8	-	Auburn*	W	7-6	45,376	4-1
O 28	9	-	at Tulane*	W	35-0	18,000	5-1
N 4	7	-	Florida* (HC)	W	20-0	44,940	6-1
N 11	9	-	at Tennessee*	L	6-10	46,000	6-2
N 18	-	2	at Alabama ¹ *	L	0-10	53,000	6-3
D 2	-	-	Georgia*	W	22-7	47,098	7-3

GATOR BOWL (Jacksonville, Fla.)

D 30 13 17 vs. Penn State L 15-30 50,202 7-4

FINAL RANKING: 13 (AP), 13 (UPI)

1 - Played in Birmingham, Ala.



1962

(H: 4-1-1, A: 3-1, N: 0-1) **7-3-1, 5-2** (SEC)**BLUEBONNET BOWL**

Captain: Tom Winingder

DATE	GT	OPP	OPPONENT	W/L	SCORE	ATT	REC
S 22	-	-	Clemson	W	26-9	51,140	1-0-0
S 29	8	-	at Florida*	W	17-0	44,500	2-0-0
O 6	5	-	LSU*	L	7-10	49,744	2-1-0
O 13	11	-	Tennessee*	W	17-0	52,223	3-1-0
O 20	-	-	at Auburn*	L	14-17	56,319	3-2-0
O 27	-	-	at Tulane* (HC)	W	42-12	46,370	4-2-0
N 3	-	-	at Duke	W	20-9	44,000	5-2-0
N 10	-	-	Florida State	T	14-14	43,802	5-2-1
N 17	-	1	Alabama*	W	7-6	52,971	6-2-1
D 1	-	-	at Georgia*	W	37-6	55,000	7-2-1
D 22	-	-	vs. Missouri	L	10-14	55,000	7-3-1

BLUEBONNET BOWL (Houston, Texas)

D 22 - - vs. Missouri

FINAL RANKING: 11 (UPI)

1 - Played in Birmingham, Ala.

1963

(H: 5-1, A: 2-2) **7-3, 4-3** (SEC)

Captain: Billy Lothridge

DATE	GT	OPP	OPPONENT	W/L	SCORE	ATT	REC
S 14	-	-	Florida*	W	9-0	43,000	1-0
S 28	9	-	Clemson	W	27-0	33,916	2-0
O 5	7	-	at LSU*	L	6-7	68,000	2-1
O 12	-	-	at Tennessee*	W	23-7	51,527	3-1
O 19	8	-	Auburn*	L	21-29	53,091	3-2
O 26	-	-	at Tulane*	W	17-3	15,000	4-2
N 2	-	-	Duke (HC)	W	30-6	52,266	5-2
N 9	-	-	Florida State	W	15-7	49,804	6-2
N 16	-	7	at Alabama*	L	11-27	54,000	6-3
N 30	-	-	Georgia*	W	14-3	53,052	7-3

1 - Played in Birmingham, Ala.

INDEPENDENT**1964-78**

1964

(H: 4-2, A: 2-1, N: 1-0) **7-3**

Captains: Bill Curry, Johnny Gresham

DATE	GT	OPP	OPPONENT	W/L	SCORE	ATT	REC
S 19	-	-	Vanderbilt	W	14-2	44,288	1-0
S 26	-	-	Miami	W	20-0	44,115	2-0
O 3	-	-	Clemson	W	14-7	46,571	3-0
O 9	-	-	vs. Navy ¹ (FR)	W	17-0	40,000	4-0
O 17	-	-	at Auburn ²	W	7-3	57,000	5-0
O 24	-	-	at Tulane (HC)	W	7-6	45,129	6-0
O 31	8	-	at Duke	W	21-8	45,000	7-0
N 7	7	-	Tennessee	L	14-22	50,763	7-1
N 14	10	2	Alabama	L	7-24	53,505	7-2
N 28	-	-	at Georgia	L	0-7	52,000	7-3

1 - Played in Jacksonville, Fla.

2 - Played in Birmingham, Ala.

1965

(H: 5-2, A: 1-1-1, N: 1-0) **7-3-1****GATOR BOWL CHAMPIONS**

Captains: John Battle, Tommy Bleick

DATE	GT	OPP	OPPONENT	W/L	SCORE	ATT	REC
S 18	-	-	at Vanderbilt	T	10-10	22,275	0-0-1
S 25	-	-	Texas A&M	L	10-14	45,843	0-1-1
O 2	-	-	Clemson	W	38-6	46,736	1-1-1
O 9	-	-	at Tulane	W	13-10	35,000	2-1-1
O 16	-	-	Auburn	W	23-14	50,164	3-1-1
O 23	-	-	Navy	W	37-16	49,793	4-1-1
O 30	-	-	Duke (HC)	W	35-23	46,981	5-1-1
N 6	-	-	at Tennessee	L	7-21	52,174	5-2-1
N 13	-	-	Virginia	W	42-19	40,094	6-2-1
N 27	-	-	Georgia	L	7-17	52,013	6-3-1
D 31	-	10	vs. Texas Tech	W	31-21	60,127	7-3-1

GATOR BOWL (Jacksonville, Fla.)

D 31 - 10 vs. Texas Tech

1966

(H: 7-0, A: 2-1, N: 0-1) **9-2****ORANGE BOWL**

Captains: Jim Breland, Bill Moorer, Billy Schroer, Sammy Burke

DATE	GT	OPP	OPPONENT	W/L	SCORE	ATT	REC
S 17	-	-	Texas A&M	W	38-3	36,215	1-0
S 24	-	-	Vanderbilt	W	42-0	42,260	2-0
O 1	9	-	Clemson	W	13-12	44,735	3-0
O 8	9	8	Tennessee	W	6-3	52,180	4-0
O 15	7	-	at Auburn ¹	W	17-3	54,000	5-0
O 22	6	-	Tulane	W	35-17	44,355	6-0
O 29	6	-	at Duke	W	48-7	42,000	7-0
N 5	5	-	Virginia	W	14-13	42,126	8-0
N 12	5	-	Penn State (HC)	W	21-0	50,172	9-0
N 26	5	7	at Georgia	L	14-23	48,782	9-1

ORANGE BOWL (Miami, Fla.)

J 2 8 - vs. Florida

FINAL RANKING: 8 (AP), 8 (UPI)

1 - Played in Birmingham, Ala.

**BUD CARSON****Head Coach (1967-71)****5 seasons****Record:** 27-27-0 (.500)

1967

(H: 3-3, A: 1-3) **4-6**

Captains: Kim King, David Barber, Randall Edmunds

DATE	GT	OPP	OPPONENT	W/L	SCORE	ATT	REC
S 23	-	-	at Vanderbilt	W	17-10	24,000	1-0
S 30	-	-	TCU	W	24-7	55,299	2-0
O 7	-	-	Clemson	W	10-0	59,588	3-0
O 14	-	-	at Tennessee	L	13-24	55,119	3-1
O 21	-	-	Auburn	L	10-28	59,603	3-2
O 28	-	-	at Tulane	L	12-23	29,643	3-3
N 4	-	-	Duke (HC)	W	19-7	50,103	4-3
N 10	-	-	at Miami (FR)	L	7-49	48,267	4-4
N 18	-	9	Notre Dame	L	3-36	60,024	4-5
N 25	-	-	Georgia	L	14-21	53,699	4-6

1968 (H: 3-3, A: 1-3) **4-6**
Captains: Bill Kinard, Joel Stevenson

DATE	GT	OPP	OPPONENT	W/L	SCORE	ATT	REC
S 21	-	-	TCU	W	17-7	43,273	1-0
S 28	-	15	Miami	L	7-10	44,774	1-1
O 5	-	-	Clemson	W	24-21	56,116	2-1
O 12	-	10	Tennessee	L	7-24	60,011	2-2
O 19	-	-	at Auburn ¹	W	21-20	50,000	3-2
O 26	-	-	Tulane (HC)	W	23-19	47,481	4-2
N 2	-	-	at Duke	L	30-46	25,000	4-3
N 9	-	-	Navy	L	15-35	31,624	4-4
N 16	-	9	at Notre Dame	L	6-34	50,075	4-5
N 30	-	4	at Georgia	L	8-47	59,537	4-6

1 - Played in Birmingham, Ala.

1969 (H: 4-3, A: 0-3) **4-6**
Captains: Gene Spiotta, Renso Perdoni

DATE	GT	OPP	OPPONENT	W/L	SCORE	ATT	REC
S 20	-	-	SMU	W	24-21	46,624	1-0
S 27	-	-	Baylor	W	17-10	37,776	2-0
O 4	-	-	Clemson	L	10-21	50,224	2-1
O 1	-	10	at Tennessee	L	8-26	63,171	2-2
O 18	-	15	Auburn	L	14-17	59,464	2-3
O 25	-	7	at USC	L	18-29	53,341	2-4
N 1	-	-	Duke (HC)	W	20-7	41,113	3-4
N 8	-	-	at Tulane	L	7-14	19,450	3-5
N 15	-	9	Notre Dame	L	20-38	41,104	3-6
N 29	-	-	Georgia	W	6-0	60,106	4-6

1970 (H: 6-1, A: 2-2, N: 1-0) **9-3**
SUN BOWL CHAMPIONS
Captains: Jack Williams, Renso Perdoni

DATE	GT	OPP	OPPONENT	W/L	SCORE	ATT	REC
S 12	-	17	South Carolina	W	23-20	51,206	1-0
S 19	-	-	Florida State	W	23-13	50,324	2-0
S 26	19	-	Miami	W	31-21	44,246	3-0
O 3	15	-	Clemson	W	28-7	50,113	4-0
O 10	13	20	Tennessee	L	6-17	59,624	4-1
O 17	16	8	at Auburn	L	7-31	62,391	4-2
O 24	-	-	Tulane	W	20-6	32,129	5-2
O 31	-	-	at Duke	W	24-16	32,650	6-2
N 7	-	-	Navy (HC)	W	30-8	50,105	7-2
N 14	-	1	at Notre Dame	L	7-10	59,075	7-3
N 28	16	-	at Georgia	W	17-7	59,803	8-3

SUN BOWL (El Paso, Texas)

D 19 13 19 vs. Texas Tech W 17-9 30,512 9-3

FINAL RANKING: 13 (AP), 17 (UPI)

1971 (H: 5-3, A: 1-2, N: 0-1) **6-6**
PEACH BOWL
Captains: Brent Cunningham, Jeff Ford

DATE	GT	OPP	OPPONENT	W/L	SCORE	ATT	REC
S 11	17	-	at South Carolina	L	7-24	54,842	0-1
S 18	-	18	Michigan State	W	10-0	50,646	1-1
S 25	-	-	Army	L	13-16	40,123	1-2
O 2	-	-	Clemson	W	24-14	50,239	2-2
O 9	-	13	at Tennessee	L	6-10	63,671	2-3
O 16	-	5	Auburn	L	14-31	60,204	2-4
O 23	-	-	at Tulane	W	24-16	50,248	3-4
O 30	-	-	Duke (HC)	W	21-0	49,886	4-4
N 6	-	-	Navy	W	34-21	44,821	5-4
N 13	-	-	Florida State	W	12-6	44,261	6-4
N 25	-	7	Georgia (I)	L	24-28	60,124	6-5

PEACH BOWL (Atlanta, Ga.)

D 30 - 17 vs. Ole Miss L 18-41 36,771 6-6


BILL FULCHER
Head Coach (1972-73)
2 seasons
Record: 12-10-1 (.543)

1972 (H: 5-1-1, A: 1-3, N: 1-0) **7-4-1**
LIBERTY BOWL CHAMPIONS
Captains: Brad Bourne, Rick Lantz

DATE	GT	OPP	OPPONENT	W/L	SCORE	ATT	REC
S 9	-	15	Tennessee	L	3-34	52,112	0-1
S 16	-	-	South Carolina	W	34-6	48,224	1-1
S 23	-	18	at Michigan State	W	21-16	44,141	2-1
S 30	-	-	Rice	T	36-36	41,179	2-1-1
O 7	-	-	Clemson	W	31-9	50,239	3-1-1
O 21	-	14	at Auburn	L	14-24	60,261	3-2-1
O 28	-	-	Tulane (HC)	W	21-7	48,096	4-2-1
N 4	-	-	at Duke	L	14-20	37,300	4-3-1
N 11	-	-	Boston College	W	42-10	36,114	5-3-1
N 18	-	-	Navy	W	30-7	39,233	6-3-1
D 2	-	-	Georgia	L	7-27	60,241	6-4-1

LIBERTY BOWL (Memphis, Tenn.)

D 18 - - vs. Iowa State W 31-30 50,021 7-4-1

FINAL RANKING: 20 (AP)

1973 (H: 4-3, A: 0-3, N: 1-0) **5-6**
Captains: Jim Owings, Steve Putnal

DATE	GT	OPP	OPPONENT	W/L	SCORE	ATT	REC
S 15	-	-	at South Carolina	L	28-41	51,584	0-1
S 22	-	1	USC	L	6-23	58,228	0-2
S 29	-	-	Clemson	W	29-21	48,062	1-2
O 6	-	-	Army	W	14-10	50,111	2-2
O 13	-	8	at Tennessee	L	14-20	70,616	2-3
O 20	-	-	Auburn	L	10-24	59,123	2-4
O 27	-	-	at Tulane	L	14-23	66,826	2-5
N 3	-	-	Duke (HC)	W	12-10	47,129	3-5
N 10	-	-	VMI	W	36-7	38,112	4-5
N 17	-	-	Navy ¹	W	26-22	26,235	5-5
D 1	-	-	Georgia	L	3-10	60,316	5-6

1 - Played in Baltimore, Md.



PEPPER RODGERS

Head Coach (1974-79)

6 seasons

Record: 34-31-2 (.522)

1974 (H: 5-2, A: 1-3) **6-5**

Captains: Billy Shields, Joe Harris, Randy Rhino

DATE	GT	OPP	OPPONENT	W/L	SCORE	ATT	REC
S 9	-	2	Notre Dame (MON)	L	7-31	44,228	0-1
S 14	-	-	South Carolina	W	35-20	47,171	1-1
S 21	-	15	Pittsburgh	L	17-27	37,361	1-2
S 28	-	-	at Clemson	L	17-21	42,000	1-3
O 5	-	-	Virginia	W	28-24	26,371	2-3
O 12	-	-	North Carolina (HC)	W	29-28	38,413	3-3
O 19	-	5	at Auburn	L	22-31	62,907	3-4
O 26	-	18	Tulane	W	27-7	48,623	4-4
N 2	-	-	at Duke	L	0-9	34,500	4-5
N 16	-	-	Navy	W	22-0	41,132	5-5
N 30	-	-	at Georgia	W	34-14	47,500	6-5

1975 (H: 6-2, A: 1-2) **7-4**

Captains: Mark Hunter, Rick Gibney, Steve Crawford

DATE	GT	OPP	OPPONENT	W/L	SCORE	ATT	REC
S 13	-	-	at South Carolina	L	17-23	51,428	0-1
S 20	-	-	Miami	W	38-23	32,334	1-1
S 27	-	-	Clemson	W	33-28	46,212	2-1
O 4	-	-	Florida State	W	30-0	35,261	3-1
O 11	-	-	VMI	W	38-10	40,194	4-1
O 18	-	-	Auburn	L	27-31	58,316	4-2
O 25	-	-	at Tulane	W	23-0	63,333	5-2
N 1	-	-	Duke (HC)	W	21-6	44,116	6-2
N 8	-	12	at Notre Dame	L	3-24	59,075	6-3
N 15	-	-	Navy	W	14-13	36,231	7-3
N 27	-	15	Georgia (T)	L	26-42	55,135	7-4

1976 (H: 3-3-1, A: 1-3) **4-6-1**

Captains: Lucius Sanford, Leo Tierney, Tony Daykin

DATE	GT	OPP	OPPONENT	W/L	SCORE	ATT	REC
S 11	-	-	South Carolina	L	17-27	38,923	0-1-0
S 18	-	3	Pittsburgh	L	14-42	43,424	0-2-0
S 25	-	-	Clemson	T	24-24	43,937	0-2-1
O 2	-	-	Virginia	W	35-14	38,119	1-2-1
O 9	-	-	Tennessee	L	7-42	55,631	1-3-1
O 16	-	-	at Auburn	W	28-10	63,876	2-3-1
O 23	-	-	Tulane	W	28-16	31,214	3-3-1
O 30	-	-	at Duke	L	7-31	30,300	3-4-1
N 6	-	11	Notre Dame (HC)	W	23-14	50,079	4-4-1
N 13	-	-	at Navy	L	28-34	20,010	4-5-1
N 27	-	4	at Georgia	L	10-13	60,500	4-6-1

1977 (H: 4-2, A: 2-3) **6-5**

Captains: Lucius Sanford, Randy Pass, Freeman Colbert, Lawton Hydrick

DATE	GT	OPP	OPPONENT	W/L	SCORE	ATT	REC
S 10	-	-	at South Carolina	L	0-17	55,934	0-1
S 17	-	-	Miami	W	10-6	31,916	1-1
S 24	-	-	Clemson	L	14-31	50,116	1-2
O 1	-	-	Air Force	W	30-3	30,067	2-2
O 8	-	-	at Tennessee	W	24-8	82,631	3-2
O 15	-	-	at Auburn	W	38-21	54,961	4-2
O 22	-	-	at Tulane	W	38-14	28,345	5-2
O 29	-	-	Duke (HC)	L	24-25	47,131	5-3
N 5	-	5	at Notre Dame	L	14-69	59,075	5-4
N 12	-	-	at Navy	L	16-20	18,590	5-5
N 26	-	-	Georgia	W	16-7	60,104	6-5

1978 (H: 5-2, A: 2-2, N: 0-1) **7-5**

PEACH BOWL

Captains: Eddie Lee Ivery, Donald Patterson, Jeff Shank, Mike Taylor

DATE	GT	OPP	OPPONENT	W/L	SCORE	ATT	REC
S 9	-	-	at Duke	L	10-28	27,865	0-1
S 16	-	-	California	L	22-34	26,577	0-2
S 23	-	-	Tulane	W	27-17	25,805	1-2
S 30	-	-	The Citadel	W	28-0	21,802	2-2
O 7	-	-	South Carolina	W	6-3	36,128	3-2
O 14	-	-	Miami	W	24-19	29,695	4-2
O 21	-	-	at Auburn	W	24-10	59,111	5-2
O 28	-	-	Florida (HC)	W	17-13	44,866	6-2
N 11	-	-	at Air Force	W	42-21	19,564	7-2
N 18	20	10	Notre Dame	L	21-38	54,526	7-3
D 2	-	11	at Georgia	L	28-29	59,700	7-4

PEACH BOWL (Atlanta, Ga.)

D 25	-	7	vs. Purdue	L	21-41	20,277	7-5
------	---	---	------------	---	-------	--------	-----

ACC

1979-PRESENT

1979 (H: 4-2, A: 0-4-1) **4-6-1**

Captain: Tom Daniel

DATE	GT	OPP	OPPONENT	W/L	SCORE	ATT	REC
S 8	-	2	Alabama	L	6-30	57,621	0-1
S 22	-	-	at Florida	T	7-7	60,313	0-1-1
S 29	-	-	William & Mary	W	33-7	28,511	1-1-1
O 6	-	10	at Notre Dame	L	13-21	59,075	1-2-1
O 13	-	-	at Tennessee	L	0-31	85,524	1-3-1
O 20	-	14	Auburn	L	14-38	54,236	1-4-1
O 27	-	-	at Tulane	L	7-12	51,963	1-5-1
N 3	-	-	Duke	W	24-14	23,445	2-5-1
N 10	-	-	at Air Force (HC)	W	21-0	30,113	3-5-1
N 17	-	-	Navy	W	24-14	24,318	4-5-1
N 24	-	-	Georgia	L	3-16	48,781	4-6-1



BILL CURRY

Head Coach (1980-86)
7 seasons
Record: 31-43-4 (.423)

1980 (H: 1-4-1, A: 0-5) **1-9-1**

Captains: Ben Utt, Duane Wood, Ken Taylor, Darrell Thomas

DATE	GT	OPP	OPPONENT	W/L	SCORE	ATT	REC
S 6	-	2	at Alabama ¹	L	3-26	78,410	0-1
S 20	-	-	Florida	L	12-45	35,165	0-2
S 27	-	-	Memphis	W	17-8	28,062	1-2
O 4	-	10	at North Carolina	L	0-33	49,750	1-3
O 11	-	-	Tennessee	L	10-23	50,127	1-4
O 18	-	-	at Auburn	L	14-17	57,950	1-5
O 25	-	-	Tulane (HC)	L	14-31	35,119	1-6
N 1	-	-	at Duke	L	12-17	18,200	1-7
N 8	-	1	Notre Dame	T	3-3	41,226	1-7-1
N 15	-	-	Navy	L	8-19	17,631	1-8-1
N 29	-	1	at Georgia	L	20-38	62,800	1-9-1

1 - Played in Birmingham, Ala.

1981 (H: 0-6, A: 1-4) **1-10**

Captains: David Lutz, Lance Skelton, Mark Bradley, Ken Carney

DATE	GT	OPP	OPPONENT	W/L	SCORE	ATT	REC
S 12	-	4	at Alabama ¹	W	24-21	78,865	1-0
S 19	-	-	at Florida	L	6-27	63,876	1-1
S 26	-	-	Memphis	L	15-28	32,463	1-2
O 3	-	6	North Carolina	L	7-28	39,263	1-3
O 10	-	-	at Tennessee	L	7-10	94,478	1-4
O 17	-	-	Auburn	L	7-31	50,263	1-5
O 24	-	-	at Tulane	L	10-27	37,431	1-6
O 31	-	-	Duke (HC)	L	24-38	30,232	1-7
N 7	-	-	at Notre Dame	L	3-35	59,075	1-8
N 14	-	-	Navy	L	14-20	20,129	1-9
N 28	-	3	Georgia	L	7-44	58,623	1-10

1 - Played in Birmingham, Ala.

1982 (H: 3-2, A: 3-3) **6-5**

Captains: David Lutz, Sammy Brown, Kevin Brownlee

DATE	GT	OPP	OPPONENT	W/L	SCORE	ATT	REC
S 11	-	4	Alabama	L	7-45	57,126	0-1
S 18	-	-	The Citadel	W	36-7	24,463	1-1
S 25	-	-	at Memphis	W	24-20	15,061	2-1
O 2	-	12	at North Carolina	L	0-41	49,500	2-2
O 9	-	-	at Tulane	W	19-13	34,321	3-2
O 16	-	-	at Auburn	L	0-24	57,000	3-3
O 23	-	-	Tennessee	W	31-21	43,182	4-3
O 30	-	-	Duke (HC)	L	21-38	36,562	4-4
N 6	-	-	Virginia	W	38-32	22,103	5-4
N 13	-	-	at Wake Forest	W	45-7	19,257	6-4
N 27	-	1	at Georgia	L	18-38	82,122	6-5

1983 (H: 2-4, A: 1-4) **3-8, 3-2** (3rd, ACC)

Captains: Rob Horton, Dean Waters, Ron Rice

DATE	GT	OPP	OPPONENT	W/L	SCORE	ATT	REC
S 10	-	14	at Alabama ¹	L	7-20	77,143	0-1
S 17	-	-	Furman	L	14-17	24,311	0-2
S 24	-	-	at Clemson*	L	14-41	73,000	0-3
O 1	-	5	North Carolina*	L	21-38	34,000	0-4
O 8	-	-	at NC State*	W	20-10	40,800	1-4
O 15	-	5	Auburn	L	13-31	55,112	1-5
O 22	-	-	at Tennessee	L	3-37	94,768	1-6
O 29	-	-	at Duke*	L	26-32	17,650	1-7
N 3	-	-	Virginia* THU	W	31-27	22,032	2-7
N 12	-	-	Wake Forest* (HC)	W	49-33	26,330	3-7
N 26	-	7	Georgia	L	24-27	59,113	3-8

1984 (H: 4-2, A: 2-2-1) **6-4-1, 2-2-1** (5th, ACC)

Captains: David Bell, Ronnie Chisholm, Robert Lavette

DATE	GT	OPP	OPPONENT	W/L	SCORE	ATT	REC
S 15	-	19	Alabama	W	16-6	56,107	1-0
S 22	-	-	The Citadel	W	48-3	31,684	2-0
S 29	18	13	Clemson*	W	28-21	57,704	3-0
O 6	12	-	NC State*	L	22-27	32,627	3-1
O 13	20	-	at Virginia*	T	20-20	40,067	3-1-1
O 20	-	13	at Auburn	L	34-48	75,216	3-2-1
O 27	-	-	Tennessee	L	21-24	45,167	3-3-1
N 3	-	-	Duke* (HC)	W	31-3	36,393	4-3-1
N 10	-	-	at North Carolina*	L	17-24	47,000	4-4-1
N 17	-	-	at Wake Forest*	W	24-7	22,700	5-4-1
D 1	-	18	at Georgia	W	35-18	82,122	6-4-1

1985 (H: 5-2, A: 3-0-1, N: 1-0) **9-2-1, 5-1** (2nd, ACC)

ALL-AMERICAN BOWL CHAMPIONS
Captains: John Ivemeyer, Ted Roof, Mike Snow

DATE	GT	OPP	OPPONENT	W/L	SCORE	ATT	REC
S 14	-	-	at NC State*	W	28-18	32,100	1-0
S 21	-	-	Virginia*	L	13-24	38,291	1-1
S 28	-	-	at Clemson*	W	14-3	78,000	2-1
O 5	-	-	North Carolina*	W	31-0	35,625	3-1
O 12	-	-	Western Carolina (HC)	W	24-17	36,111	4-1
O 19	-	8	Auburn	L	14-17	57,501	4-2
O 26	-	16	at Tennessee	T	6-6	94,575	4-2-1
N 2	-	-	at Duke*	W	9-0	14,400	5-2-1
N 9	-	-	Chattanooga	W	35-7	25,763	6-2-1
N 16	-	-	Wake Forest*	W	41-10	28,575	7-2-1
N 30	-	20	Georgia	W	20-16	59,602	8-2-1

ALL-AMERICAN BOWL (Birmingham, Ala.)

D 31 - vs. Michigan State W 17-14 45,000 9-2-1

FINAL RANKING: 19 (AP), 18 (UPI), 18 (USA), 17 (TSN)

1986 (H: 4-1-1, A: 1-4) **5-5-1, 3-3** (4th, ACC)

Captains: Cory Collier, Kyle Ambrose, Bart Jones

DATE	GT	OPP	OPPONENT	W/L	SCORE	ATT	REC
S 13	-	-	Furman	T	17-17	33,352	0-0-1
S 20	-	-	at Virginia*	W	28-14	34,800	1-0-1
S 27	-	-	Clemson*	L	3-27	46,062	1-1-1
O 4	-	-	at North Carolina*	L	20-21	50,000	1-2-1
O 11	-	17	NC State*	W	59-21	24,110	2-2-1
O 18	-	7	at Auburn	L	10-31	72,500	2-3-1
O 25	-	-	Tennessee	W	14-13	28,432	3-3-1
N 1	-	-	Duke* (HC)	W	34-6	37,102	4-3-1
N 8	-	-	VMI	W	52-6	23,542	5-3-1
N 22	-	-	at Wake Forest*	L	21-24	17,300	5-4-1
N 29	-	18	at Georgia	L	24-31	82,122	5-5-1



BOBBY ROSS

Head Coach (1987-91)

5 seasons

Record: 31-26-1 (.543)

1987 (H: 2-5, A: 0-4) **2-9, 0-6** (8th, ACC)

Captains: Ivery Lee, Malcolm King

DATE	GT	OPP	OPPONENT	W/L	SCORE	ATT	REC
S 12	-	-	The Citadel	W	51-12	31,211	1-0
S 19	-	-	North Carolina*	L	23-30	33,151	1-1
S 26	-	9	at Clemson*	L	12-33	80,000	1-2
O 3	-	-	at NC State*	L	0-17	36,300	1-3
O 10	-	-	Indiana State	W	38-0	30,039	2-3
O 17	-	5	Auburn	L	10-20	45,559	2-4
O 24	-	13	at Tennessee	L	15-29	93,011	2-5
O 31	-	-	at Duke*	L	14-48	30,800	2-6
N 7	-	-	Virginia* (HC)	L	14-23	38,111	2-7
N 21	-	-	Wake Forest*	L	6-33	21,114	2-8
N 28	-	14	Georgia	L	16-30	45,103	2-9

1988 (H: 3-3, A: 0-5) **3-8, 0-7** (8th, ACC)

Captains: Eric Bearden, Cedric Stallworth

DATE	GT	OPP	OPPONENT	W/L	SCORE	ATT	REC
S 10	-	-	Chattanooga	W	24-10	22,720	1-0
S 17	-	-	at Virginia*	L	16-17	24,800	1-1
S 24	-	12	Clemson*	L	13-30	45,106	1-2
O 1	-	-	NC State*	L	6-14	36,892	1-3
O 8	-	-	at Maryland*	L	8-13	36,969	1-4
O 15	-	8	South Carolina	W	34-0	45,103	2-4
O 22	-	-	at North Carolina*	L	17-20	42,000	2-5
O 29	-	-	Duke* (HC)	L	21-31	40,393	2-6
N 5	-	-	VMI	W	34-7	26,923	3-6
N 12	-	-	at Wake Forest*	L	24-28	21,500	3-7
N 26	-	20	at Georgia	L	3-24	82,011	3-8

1989 (H: 6-1, A: 1-3) **7-4, 4-3** (14th, ACC)

Captains: Jerry Mays, Eric Thomas

DATE	GT	OPP	OPPONENT	W/L	SCORE	ATT	REC
S 9	-	25	at NC State*	L	28-38	40,800	0-1
S 16	-	-	Virginia*	L	10-17	38,062	0-2
S 23	-	-	at South Carolina	L	10-21	70,018	0-3
O 7	-	-	Maryland*	W	28-24	32,062	1-3
O 14	-	14	at Clemson*	W	30-14	82,500	2-3
O 21	-	-	North Carolina* (HC)	W	17-14	41,114	3-3
O 28	-	-	at Duke*	L	19-30	38,621	3-4
N 4	-	-	Western Carolina	W	34-7	28,821	4-4
N 18	-	-	Wake Forest*	W	43-14	26,114	5-4
N 25	-	-	Boston College	W	13-12	28,221	6-4
D 2	-	-	Georgia	W	33-22	46,064	7-4

■ Beginning with 1990, rankings listed are AP / Coaches. The Coaches' Poll was released by UPI in 1990, then USA TODAY beginning in 1991.

1990 (H: 6-0, A: 4-0-1, N: 1-0) **11-0-1, 7-0** (1st, ACC)

NATIONAL CHAMPIONS (UPI), ACC CHAMPIONS

Captains: Darryl Jenkins, Jerimiah McClary

DATE	GT	OPP	OPPONENT	W/L	SCORE	ATT	REC
S 8	-	-	NC State*	W	21-13	40,021	1-0
S 22	-	-	Chattanooga	W	44-9	32,911	2-0
S 29	-	25/-	South Carolina	W	27-6	46,011	3-0
O 6	23/18	-	at Maryland*	W	31-3	31,941	4-0
O 13	18/15 15/14	-	Clemson*	W	21-19	46,066	5-0
O 20	11/11	-	at North Carolina*	T	13-13	48,000	5-0-1
O 27	16/12	-	Duke* (HC)	W	48-31	44,061	6-0-1
N 3	16/14 1/1	-	at Virginia*	W	41-38	49,700	7-0-1
N 10	7/7	-	Virginia Tech	W	6-3	43,011	8-0-1
N 17	4/5	-	at Wake Forest*	W	42-7	13,493	9-0-1
D 1	2/3	-	at Georgia	W	40-23	82,122	10-0-1

FLORIDA CITRUS BOWL (Orlando, Fla.)

J 1 2/2 19/13 vs. Nebraska W 45-21 73,328 11-0-1

FINAL RANKING: 1 (UPI), 1 (TSN), 2 (AP), 2 (USA)

1991 (H: 5-1, A: 2-3, N: 1-1) **8-5, 5-2** (t2nd, ACC)

ALOHA BOWL CHAMPIONS

Captains: Mike Mooney, Willie Clay, Steve Pharr

DATE	GT	OPP	OPPONENT	W/L	SCORE	ATT	REC
A 28	*8/6 7/8	vs. Penn State ¹ WED	L	22-34	77,409	0-1	
S 14	17/18	-	at Boston College	W	30-14	26,108	1-1
S 19	17/19	-	Virginia* THU	W	24-21	42,192	2-1
S 28	19/18 7/5	at Clemson*	L	7-9	83,500	2-2	
O 5	21/23 19/18	at NC State*	L	21-28	44,105	2-3	
O 12	-	-	Maryland*	W	34-10	42,011	3-3
O 19	-	-	at South Carolina	L	14-23	67,220	3-4
O 26	-	-	North Carolina* (HC)	W	35-14	45,542	4-4
N 2	-	-	at Duke*	W	17-6	38,732	5-4
N 9	-	-	Furman	W	19-17	40,039	6-4
N 16	-	-	Wake Forest*	W	27-3	38,124	7-4
N 30	-	25/-	Georgia	L	15-18	46,053	7-5

ALOHA BOWL (Honolulu, Hawaii)

D 25 - 17/17 vs. Stanford W 18-17 34,433 8-5

1 - Kickoff Champ (East Rutherford, N.J.)

* Preseason poll



BILL LEWIS

Head Coach (1992-94)
3 seasons
Record: 11-19 (.367)


GEORGE O'LEARY

Head Coach (1995-2001)
7 seasons
Record: 52-33 (.612)

1992 (H: 4-2, A: 1-4) **5-6, 4-4** (4th, ACC)

Captains: Shawn Jones, Coleman Rudolph, Kevin Battle, Steve Pharr

DATE	GT	OPP	OPPONENT	W/L	SCORE	ATT	REC
S 12	24/24	-	Western Carolina	W	37-19	41,911	1-0
S 19	22/20	20/19	at Virginia*	L	24-55	42,100	1-1
S 26	-	16/14	Clemson*	W	20-16	46,033	2-1
O 3	23/23	21/18	NC State*	W	16-13	40,761	3-1
O 10	17/17	-	at Maryland*	W	28-26	26,250	4-1
O 17	16/17	6/6	Florida State*	L	24-29	46,226	4-2
O 24	19/19	-	at North Carolina*	L	14-26	52,800	4-3
O 31	-	-	Duke* (HC)	W	20-17	44,129	5-3
N 7	-	-	at Baylor	L	27-31	38,213	5-4
N 14	-	-	Wake Forest*	L	10-23	40,066	5-5
N 28	-	9/10	at Georgia	L	17-31	85,434	5-6

1993 (H: 3-3, A: 2-3) **5-6, 3-5** (6th, ACC)

Captains: Tom Johnson, Dorsey Levens

DATE	GT	OPP	OPPONENT	W/L	SCORE	ATT	REC
S 11	-	-	Furman	W	37-3	43,200	1-0
S 16	-	25/23	Virginia* THU	L	14-35	41,300	1-1
S 25	-	-	at Clemson*	L	13-16	75,000	1-2
O 2	-	1/1	at Florida State*	L	0-51	74,611	1-3
O 9	-	-	Maryland*	W	38-0	36,218	2-3
O 16	-	14/13	North Carolina*	L	3-41	39,216	2-4
O 23	-	-	at NC State*	L	23-28	40,123	2-5
O 30	-	-	at Duke*	W	47-14	30,470	3-5
N 6	-	-	Baylor (HC)	W	37-27	42,175	4-5
N 13	-	-	at Wake Forest*	W	38-28	21,113	5-5
N 25	-	-	Georgia (I)	L	10-43	46,018	5-6

1994 (H: 1-5, A: 0-5) **1-10, 0-8** (9th, ACC)

Captains: Jason Bender, Jamal Cox

DATE	GT	OPP	OPPONENT	W/L	SCORE	ATT	REC
S 1	-	*7/8	Arizona THU	L	14-19	45,112	0-1
S 10	-	-	Western Carolina	W	45-26	40,012	1-1
S 24	-	-	Duke*	L	12-27	40,107	1-2
O 1	-	22/20	at NC State*	L	13-21	43,216	1-3
O 8	-	14/14	at North Carolina*	L	24-31	52,200	1-4
O 15	-	-	Virginia*	L	7-24	38,365	1-5
O 22	-	-	at Maryland*	L	27-42	30,429	1-6
N 5	-	8/6	Florida State*	L	10-41	45,206	1-7
N 12	-	-	at Clemson*	L	10-20	71,000	1-8
N 19	-	-	Wake Forest* (HC)	L	13-20	35,706	1-9
N 25	-	-	at Georgia FR	L	10-48	84,113	1-10

*Was preseason No. 1 by Sports Illustrated

■ George O'Leary was named interim head coach on Nov. 7, 1994, with three games remaining in the season. He was named permanently on Nov. 28, 1994.

1995 (H: 4-2, A: 2-3) **6-5, 5-3** (4th, ACC)

Captains: Michael Cheever, Donnie Davis, Ryan Stewart

DATE	GT	OPP	OPPONENT	W/L	SCORE	ATT	REC
S 2	-	-	Furman	W	51-7	38,511	1-0
S 7	-	17/15	at Arizona THU	L	19-20	46,786	1-1
S 16	-	16/17	at Virginia*	L	14-41	36,500	1-2
S 28	-	16/17	Maryland* THU	W	31-3	44,137	2-2
O 7	-	-	at Duke*	W	37-21	20,110	3-2
O 14	-	-	North Carolina*	W	27-25	40,201	4-2
O 21	-	1/1	at Florida State*	L	10-42	76,400	4-3
O 28	-	-	Clemson* (HC)	L	3-24	45,245	4-4
N 4	-	-	at Wake Forest*	W	24-23	23,114	5-4
N 11	-	-	NC State*	W	27-19	33,121	6-4
N 23	-	-	Georgia (I)	L	17-18	46,205	6-5

1996 (H: 4-2, A: 1-4) **5-6, 4-4** (5th, ACC)

Captains: Curtis McGee, Nathan Perryman

DATE	GT	OPP	OPPONENT	W/L	SCORE	ATT	REC
S 7	-	-	at NC State*	W	28-16	41,500	1-0
S 14	-	-	Wake Forest*	W	30-10	45,750	2-0
S 21	-	11/13	at North Carolina*	L	0-16	50,000	2-1
S 26	-	-	Duke* THU	W	48-22	44,145	3-1
O 5	-	12/11	Virginia*	W	13-7	44,900	4-1
O 19	22/24	-	at Clemson*	L	25-28	70,000	4-2
O 26	-	-	UCF (HC)	W	27-20	43,610	5-2
N 2	-	3/2	Florida State*	L	3-49	46,311	5-3
N 14	-	-	at Maryland* THU	L	10-13	22,510	5-4
N 23	-	-	Navy	L	26-36	44,415	5-5
N 30	-	-	at Georgia	L	10-19	78,062	5-6

1997 (H: 3-2, A: 3-3, N: 1-0) **7-5, 5-3** (3rd, ACC)

CARQUEST BOWL CHAMPIONS

Captains: Keith Brooking, Ken Celaj, Ron Rogers, Harvey Middleton

DATE	GT	OPP	OPPONENT	W/L	SCORE	ATT	REC
S 6	-	11/13	at Notre Dame	L	13-17	80,225	0-1
S 20	-	-	at Wake Forest*	W	28-26	22,832	1-1
S 27	-	17/21	Clemson*	W	23-20	45,275	2-1
O 4	-	-	at Boston College	W	42-14	38,462	3-1
O 11	25/-	-	NC State* (HC)	W	27-17	44,915	4-1
O 18	21/25	3/3	at Florida State*	L	0-38	78,157	4-2
O 30	-	5/5	North Carolina* THU	L	13-16	45,126	4-3
N 8	-	-	at Virginia*	L	31-35	41,000	4-4
N 15	-	-	at Duke*	W	41-38	22,638	5-4
N 22	-	-	Maryland*	W	37-18	35,267	6-4
N 29	-	14/14	Georgia	L	24-27	46,015	6-5

CARQUEST BOWL (Miami Gardens, Fla.)

D 29 - - vs. West Virginia W 35-30 28,262 7-5

FINAL RANKING: 25 (AP)


1998 (H: 4-2, A: 5-0, N: 1-0) **10-2, 7-1** (1st, ACC)

GATOR BOWL CHAMPIONS, ACC CO-CHAMPIONS
Captains: Jerry Caldwell, Charlie Rogers, Kofi Smith

DATE	GT	OPP	OPPONENT	W/L	SCORE	ATT	REC
S 5	-	-	Boston College	L	31-41	38,229	0-1
S 12	-	-	New Mexico State	W	42-7	36,382	1-1
S 26	-	-	at North Carolina*	W	43-21	59,500	2-1
O 3	-	-	Duke*	W	41-13	35,724	3-1
O 10	-	23/23	at NC State*	W	47-24	48,600	4-1
O 17	25/25	7/6	Virginia* (HC)	W	41-38	46,018	5-1
O 24	20/19	6/6	Florida State*	L	7-34	46,362	5-2
O 31	23/24	-	at Maryland*	W	31-14	25,183	6-2
N 12	22/23	-	at Clemson* THU	W	24-21	62,000	7-2
N 21	21/21	-	Wake Forest*	W	63-35	40,110	8-2
N 28	17/18	12/12	at Georgia	W	21-19	86,117	9-2

TOYOTA GATOR BOWL (Jacksonville, Fla.)

J 1 12/12 17/18 vs. Notre Dame W 35-28 70,791 10-2

FINAL RANKING: 9 (AP), 11 (USA)

1 – Played in Baltimore, Md.

1999 (H: 6-0, A: 2-3, N: 0-1) **8-4, 5-3** (t2nd, ACC)

GATOR BOWL
Captains: Joe Hamilton, Travares Tillman

DATE	GT	OPP	OPPONENT	W/L	SCORE	ATT	REC
S 4	10/11	-	Navy	W	49-14	30,311	1-0
S 11	10/10	1/1	at Florida State*	L	35-41	80,187	1-1
S 18	12/13	-	UCF	W	41-10	45,355	2-1
S 30	10/12	-	Maryland* THU	W	49-31	44,612	3-1
O 9	7/8	-	North Carolina* (HC)	WOT	31-24	46,110	4-1
O 16	8/9	-	at Duke*	W	38-31	16,648	5-1
O 30	7/7	-	NC State*	W	48-21	46,012	6-1
N 6	7/7	-	at Virginia*	L	38-45	44,500	6-2
N 13	13/14	-	Clemson*	W	45-42	46,085	7-2
N 20	14/12	-	at Wake Forest*	L	23-26	25,230	7-3
N 27	20/16	16/21	Georgia	WOT	51-48	46,450	8-3

TOYOTA GATOR BOWL (Jacksonville, Fla.)

J 1 17/15 23/23 vs. Miami L 13-28 43,416 8-4

FINAL RANKING: 21 (AP), 20 (USA)

2000 (H: 5-1, A: 4-1, N: 0-1) **9-3, 6-2** (t2nd, ACC)

CHICK-FIL-A PEACH BOWL
Captains: Chris Brown, Felipe Claybrooks, Brent Key, Jon Muires

DATE	GT	OPP	OPPONENT	W/L	SCORE	ATT	REC
A 27	-	11/10	at Virginia Tech ¹ – canceled (weather)				
S 2	-	-	UCF	W	21-17	40,993	1-0
S 9	-	2/2	Florida State*	L	21-26	46,381	1-1
S 16	-	-	Navy	W	40-13	46,032	2-1
S 21	-	-	at NC State* THU	LOT	23-30	49,857	2-2
S 30	-	-	at North Carolina*	W	42-28	52,000	3-2
O 14	-	-	Wake Forest* (HC)	W	52-20	43,829	4-2
O 21	-	-	Duke*	W	45-10	36,908	5-2
O 28	25/-	5/4	at Clemson*	W	31-28	84,000	6-2
N 9	24/-	-	Virginia* THU	W	35-0	41,885	7-2
N 18	20/22	-	at Maryland*	W	35-22	24,701	8-2
N 25	18/19	19/18	at Georgia	W	27-15	85,912	9-2

CHICK-FIL-A PEACH BOWL (Atlanta, Ga.)

D 29 15/17 - vs. LSU L 14-28 73,614 9-3

FINAL RANKING: 17 (AP), 19 (USA)

1 – BCA Bowl in Blacksburg (Va.) game canceled because of weather

2001 (H: 3-3, A: 3-2, N: 2-0) **8-5, 4-4** (t4th, ACC)

SEATTLE BOWL CHAMPIONS
Captains: George Godsey, Sean Gregory, Ross Mitchell,

Nick Rogers, Chris Young

DATE	GT	OPP	OPPONENT	W/L	SCORE	ATT	REC
A 26	10/13	-	vs. Syracuse ¹	W	13-7	41,517	1-0
S 1	11/14	-	The Citadel	W	35-7	41,804	2-0
S 8	10/13	-	at Navy	W	70-7	30,602	3-0
S 29	9/11	2/25	Clemson*	LOT	44-47	41,924	3-1
O 6	17/17	-	at Duke*	W	37-10	10,431	4-1
O 11	15/15	22/20	Maryland* THU	LOT	17-20	40,574	4-2
O 20	23/25	-	NC State* (HC)	W	27-17	41,942	5-2
N 1	23/21	22/-	North Carolina* THU	W	28-12	41,893	6-2
N 10	20/17	-	Virginia*	L	38-39	52,494	6-3
N 17	2/23	-	at Wake Forest*	W	38-33	24,263	7-3
N 24	21/19	19/23	Georgia	L	17-31	41,974	7-4
D 1	-	-	at Florida State* ²	L	17-28	82,269	7-5

SEATTLE BOWL (Seattle, Wash.)

 D 27 - 11/11 vs. Stanford³ W 24-14 30,144 8-5

FINAL RANKING: 24 (AP)

1 – Kickoff Classic (East Rutherford, N.J.)

2 – Game originally scheduled for Sept. 15 but postponed to Dec. 1

3 – Mac McWhorter served as interim head coach after George O'Leary resigned


CHAN GAILEY
Head Coach (2002-07)
6 seasons
Record: 44-32 (.579)

2002 (H: 4-2, A: 3-3, N: 0-1) **7-6, 4-4** (t5th, ACC)

SILICON VALLEY CLASSIC
Captains: Jeremy Muires, Raymond Roberts-Blake, Kerry Watkins,

Ricardo Wimbusch

DATE	GT	OPP	OPPONENT	W/L	SCORE	ATT	REC
A 31	-	-	Vanderbilt	W	45-3	43,719	1-0
S 7	-	-	at Connecticut	W	31-14	16,751	2-0
S 14	-	-	at Clemson*	L	19-24	78,000	2-1
S 21	-	-	BYU	W	28-19	43,719	3-1
S 28	-	-	at North Carolina*	W	21-13	57,000	4-1
O 5	-	-	Wake Forest*	L	21-24	43,719	4-2
O 17	-	-	at Maryland* THU	L	10-34	41,766	4-3
O 26	-	-	Virginia* (HC)	W	23-15	42,727	5-3
N 2	-	10/8	at NC State*	W	24-17	51,500	6-3
N 9	-	17/18	Florida State*	L	13-21	43,719	6-4
N 16	-	-	Duke*	W	17-2	41,335	7-4
N 30	-	5/5	at Georgia	L	7-51	86,520	7-5

SILICON VALLEY CLASSIC (San Jose, Calif.)

D 31 - - vs. Fresno State L 21-30 10,132 7-6

**2003** (H: 4-2, A: 2-4, N: 1-0) **7-6, 4-4** (4th, ACC) **2006** (H: 6-1, A: 3-2, N: 0-2) **9-5, 7-1** (1st, Coastal)**HUMANITARIAN BOWL CHAMPIONS**

Captains: John Paul Foschi, Hugh Reilly, Daryl Smith

DATE	GT	OPP	OPPONENT	W/L	SCORE	ATT	REC
A 28	-	-	at BYU THU	L	13-24	61,930	0-1
S 6	-	17/19	Auburn	W	17-3	55,000	1-1
S 13	-	10/11	at Florida State*	L	13-14	82,133	1-2
S 20	-	-	Clemson*	L	3-39	53,189	1-3
S 27	-	-	at Vanderbilt	WOT	24-17	25,007	2-3
O 4	-	-	NC State* (HC)	W	29-21	50,113	3-3
O 11	-	-	at Wake Forest*	W	24-7	27,382	4-3
O 23	-	-	Maryland* THU	W	7-3	51,524	5-3
N 8	-	-	at Duke*	L	17-41	12,976	5-4
N 15	-	-	North Carolina*	W	41-24	52,346	6-4
N 22	-	-	at Virginia*	L	17-29	58,526	6-5
N 29	-	5/5	Georgia	L	17-34	55,000	6-6
J 4	-	-	vs. Tulsa	W	52-10	23,118	7-6

2004 (H: 3-3, A: 3-2, N: 1-0) **7-5, 4-4** (6th, ACC)**CHAMPS SPORTS BOWL CHAMPIONS**

Captains: James Butler, Nate Curry, Andy Tidwell-Neal

DATE	GT	OPP	OPPONENT	W/L	SCORE	ATT	REC
S 4	-	-	Samford	W	28-7	43,100	1-0
S 11	-	20/18	at Clemson*	W	28-24	82,000	2-0
S 18	-	-	at North Carolina*	L	13-34	46,250	2-1
O 2	-	4/4	Miami*	L	3-27	55,000	2-2
O 9	-	23/23	at Maryland*	W	20-7	52,733	3-2
O 16	-	-	Duke* (HC)	W	24-7	46,856	4-2
O 28	-	22/22	Virginia Tech* THU	L	20-34	48,398	4-3
N 6	-	-	at NC State*	W	24-14	56,800	5-3
N 13	-	-	Connecticut	W	30-10	43,577	6-3
N 20	-	18/18	Virginia*	L	10-30	43,971	6-4
N 27	-	8/7	at Georgia	L	13-19	92,746	6-5

CHAMPS SPORTS BOWL (Orlando, Fla.)

D 21	-	-	vs. Syracuse	W	51-14	28,237	7-5
------	---	---	--------------	---	-------	--------	-----

2005 (H: 4-2, A: 3-2, N: 0-1) **7-5, 5-3** (3rd, Coastal)**EMERALD BOWL**

Captains: P.J. Daniels, Eric Henderson, Chris Reis, Gerris Wilkinson

DATE	GT	OPP	OPPONENT	W/L	SCORE	ATT	REC
S 3	-	16/15	at Auburn	W	23-14	87,451	1-0
S 10	17/21	-	North Carolina*	W	27-21	46,459	2-0
S 17	16/18	-	UConn	W	28-13	48,770	3-0
S 24	15/15	4/4	at Virginia Tech*	L	7-51	65,115	3-1
O 6	24/23	-	NC State* THU	L	14-17	51,432	3-2
O 15	-	-	at Duke*	W	35-10	17,451	4-2
O 29	-	-	Clemson* (HC)	W	10-9	55,000	5-2
N 5	-	-	Wake Forest*	W	30-17	51,571	6-2
N 12	24/24	-	at Virginia*	L	17-27	60,061	6-3
N 19	-	3/3	at Miami*	W	14-10	53,764	7-3
N 26	20/24	13/13	Georgia	L	7-14	56,412	7-4

EMERALD BOWL (San Francisco, Calif.)

D 29	24/24	-	vs. Utah	L	10-38	25,742	7-5
------	-------	---	----------	---	-------	--------	-----

GATOR BOWL**ACC COASTAL DIVISION CHAMPIONS**

Captains: Joe Anoa'i, Reggie Ball, Calvin Johnson

DATE	GT	OPP	OPPONENT	W/L	SCORE	ATT	REC
S 2	-	2/73	Notre Dame	L	10-14	56,680	0-1
S 9	-	-	Samford	W	38-6	47,149	1-1
S 16	-	-	Troy	W	35-20	45,637	2-1
S 21	-	-	Virginia* THU	W	24-7	51,081	3-1
S 30	24/	11/10	at Virginia Tech*	W	38-27	66,233	4-1
O 7	18/20	-	Maryland*	W	27-23	51,686	5-1
O 21	13/13	12/12	at Clemson*	L	7-31	83,000	5-2
O 28	21/21	-	Miami* (HC)	W	30-23	55,320	6-2
N 4	20/20	-	at NC State*	W	31-23	56,837	7-2
N 11	24/24	-	at North Carolina*	W	7-0	41,000	8-2
N 18	18/18	-	Duke*	W	49-21	46,768	9-2
N 25	16/16	-	at Georgia	L	12-15	92,746	9-3

ACC CHAMPIONSHIP GAME (Jacksonville, Fla.)

D 2	23/22	16/16	vs. Wake Forest	L	6-9	62,850	9-4
-----	-------	-------	-----------------	---	-----	--------	-----

TOYOTA GATOR BOWL (Jacksonville, Fla.)

J 1	-	2/5	13/12	vs. West Virginia	L	35-38	67,714	9-5
-----	---	-----	-------	-------------------	---	-------	--------	-----

2007 (H: 4-3, A: 3-2, N: 0-1) **7-6, 4-4** (3rd, Coastal)**HUMANITARIAN BOWL**

Captains: Tashard Choice, Kevin Tuminello, Philip Wheeler

DATE	GT	OPP	OPPONENT	W/L	SCORE	ATT	REC
S 1	-	-	at Notre Dame	W	33-3	80,795	1-0
S 8	21/21	-	Samford	W	69-14	43,288	2-0
S 15	15/15	21/19	Boston College*	L	10-24	51,112	2-1
S 22	-	-	at Virginia*	L	23-28	57,681	2-2
S 29	-	13/13	Clemson*	W	13-3	54,635	3-2
O 6	-	-	at Maryland*	L	26-28	47,527	3-3
O 13	-	-	at Miami*	W	17-14	52,416	4-3
O 20	-	-	Army (HC)	W	34-10	50,242	5-3
N 1	-	11/13	Virginia Tech* THU	L	3-27	52,202	5-4
N 10	-	-	at Duke*	W	41-24	18,788	6-4
N 17	-	-	North Carolina*	W	27-25	45,490	7-4
N 24	-	6/7	Georgia	L	17-31	54,990	7-5

ROADY'S HUMANITARIAN BOWL (Boise, Idaho)

D 31	-	-	vs. Fresno State#	L	28-40	27,062	7-6
------	---	---	-------------------	---	-------	--------	-----

Jon Tenuta served as interim coach at Roady's Humanitarian Bowl



PAUL JOHNSON
2008-2018
11 seasons
Record: 82-60 (.578)

2008 (H: 6-1, A: 3-2, N: 0-1) **9-4, 5-3** (1st, Coastal)

CHICK-FIL-A BOWL
Captains: Andrew Gardner, Michael Johnson, Darryl Richard

DATE	GT	OPP	OPPONENT	W/L	SCORE	ATT	REC
A 28	-	-	Jacksonville State THU	W	41-14	45,706	1-0
S 6	-	-	at Boston College*	W	19-16	40,106	2-0
S 13	-	-	at Virginia Tech*	L	17-20	66,233	2-1
S 20	-	-	Mississippi State	W	38-7	48,402	3-1
O 4	-	-	Duke*	W	27-0	46,104	4-1
O 11	-	-	Gardner-Webb	W	10-7	41,929	5-1
O 18	-	-	at Clemson*	W	21-17	81,500	6-1
O 25	21/21	-	Virginia* (HC)	L	17-24	47,416	6-2
N 1	-	16/16	Florida State*	W	31-28	53,528	7-2
N 8	22/20	19/19	at North Carolina*	L	7-28	59,000	7-3
N 20	-	23/iv	Miami* THU	W	41-23	49,335	8-3
N 29	18/23	13/13	at Georgia	W	45-42	92,746	9-3

CHICK-FIL-A BOWL (Atlanta, Ga.)

D 31 14/15 - vs. LSU L 3-38 71,423 9-4

FINAL RANKING: 22nd (AP)

2009 (H: 5-1, A: 5-1, N: 0-1) **10-3, 7-1** (1st, Coastal)

ACC COASTAL CHAMPIONS, ORANGE BOWL
Captains: Morgan Burnett, Derrick Morgan, Joshua Nesbitt

DATE	GT	OPP	OPPONENT	W/L	SCORE	ATT	REC
S 5	15/15	-	Jacksonville State	W	37-17	46,131	1-0
S 10	15/13	-	Clemson* THU	W	30-27	52,029	2-0
S 17	14/13	22/20	at Miami* THU	L	17-33	45,329	2-1
S 26	-	22/18	North Carolina*	W	24-7	50,114	3-1
O 3	25/iv	-	at Mississippi State	W	42-31	50,035	4-1
O 10	22/23	-	at Florida State*	W	49-44	76,292	5-1
O 17	19/20	4/4	Virginia Tech* (HC)	W	28-23	54,405	6-1
O 24	11/13	-	at Virginia*	W	34-9	43,016	7-1
O 31	11/11	-	at Vanderbilt	W	56-31	30,262	8-1
N 7	10/11	-	Wake Forest*	WOT	30-27	51,415	9-1
N 14	7/7	-	at Duke*	W	49-10	5,899	10-1
N 28	7/7	-	Georgia	L	24-30	55,407	10-2

ACC CHAMPIONSHIP GAME (Tampa, Fla.)

D 5# 12/12 25/iv vs. Clemson W 39-34 57,227 11-2

FEDEX ORANGE BOWL (Miami Gardens, Fla.)

J 5 9/10 10/11 vs. Iowa L 14-24 66,131 11-3

FINAL RANKING: 13th (AP), 13th (USA TODAY)

#ACC Championship later vacated

2010 (H: 4-2, A: 2-4, N: 0-1) **6-7, 4-4** (3rd, Coastal)

INDEPENDENCE BOWL
Captains: Brad Jefferson, Joshua Nesbitt

DATE	GT	OPP	OPPONENT	W/L	SCORE	ATT	REC
S 4	16/17	-	South Carolina State	W	41-10	51,668	1-0
S 11	15/17	-	at Kansas	L	25-28	46,907	1-1
S 18	-	-	at North Carolina*	W	30-24	58,500	2-1
S 25	-	-	NC State*	L	28-45	48,825	2-2
O 2	-	-	at Wake Forest*	W	24-20	30,263	3-2
O 9	-	-	Virginia* (HC)	W	33-21	48,016	4-2
O 16	-	-	Middle Tennessee	W	42-14	40,652	5-2
O 23	-	-	at Clemson*	L	13-27	77,000	5-3
N 4	-	20/20	at Virginia Tech* THU	L	21-28	66,233	5-4
N 13	-	-	Miami*	L	10-35	47,425	5-5
N 20	-	-	Duke*	W	30-20	42,110	6-5
N 27	-	-	at Georgia	L	34-42	92,746	6-6

ADVOCARE V100 INDEPENDENCE BOWL (Shreveport, La.)

D 27 - - Air Force L 7-14 39,362 6-7

2011 (H: 5-2, A: 3-2, N: 0-1) **8-5, 5-3** (2nd, Coastal)

SUN BOWL
Captains: Julian Burnett, Roddy Jones, Steven Sylvester

DATE	GT	OPP	OPPONENT	W/L	SCORE	ATT	REC
S 1	-	-	Western Carolina (THU)	W	63-21	42,132	1-0
S 10	-	-	at Middle Tennessee	W	49-21	30,502	2-0
S 17	-	-	Kansas	W	66-24	42,025	3-0
S 24	25/24	iv/25	North Carolina*	W	35-28	46,849	4-0
O 1	21/21	-	at NC State*	W	45-35	55,811	5-0
O 8	13/13	-	Maryland*	W	21-16	45,905	6-0
O 15	12/12	-	at Virginia*	L	21-24	47,692	6-1
O 22	20/19	-	at Miami*	L	7-24	43,716	6-2
O 29	-	6/6	Clemson* (HC)	W	31-17	55,646	7-2
N 10	20/19	10/9	Virginia Tech* THU	L	26-37	50,140	7-3
N 19	iv/23	-	at Duke*	W	38-31	18,747	8-3
N 26	25/21	13/14	Georgia	L	17-31	54,925	8-4

HYUNDAI SUN BOWL (El Paso, Texas)

D 31 - - vs. Utah L OT 27-30 48,123 8-5

2012 (H: 4-3, A: 2-3, N: 1-1) **7-7, 5-3** (1st, Coastal)

ACC COASTAL CHAMPIONS, SUN BOWL CHAMPIONS
Captains: Izaan Cross, Omoregie Uzzi, Tevin Washington

DATE	GT	OPP	OPPONENT	W/L	SCORE	ATT	REC
S 3	iv/iv	16/20	at Virginia Tech* MON	L OT	17-20	65,632	0-1
S 8	iv/iv	-	Presbyterian	W	59-3	41,678	1-1
S 15	iv/iv	-/iv	Virginia*	W	56-20	44,225	2-1
S 22	-	-	Miami*	L OT	36-42	50,390	2-2
S 29	-	-	Middle Tennessee	L	28-49	39,270	2-3
O 6	-	15/15	at Clemson*	L	31-47	82,873	2-4
O 20	-	-	Boston College*	W	37-17	40,112	3-4
O 27	-	-	BYU (HC)	L	17-41	50,103	3-5
N 3	-	-	at Maryland*	W	33-13	33,471	4-5
N 10	-	-	at North Carolina*	W	68-50	50,000	5-5
N 17	-	-	Duke*	W	42-24	41,904	6-5
N 24	-	3/3	at Georgia	L	10-42	92,746	6-6

ACC CHAMPIONSHIP GAME (Charlotte, N.C.)

D 1 - - 13/12 vs. Florida State L 15-21 64,778 6-7

HYUNDAI SUN BOWL (El Paso, Texas)

D 31 - - iv/iv vs. USC W 21-7 47,922 7-7



2013 (H: 5-2, A: 2-3, N: 0-1) **7-6, 5-3** (2nd, Coastal)

MUSIC CITY BOWL

Captains: Jeremiah Attaochu, David Sims, Jemea Thomas

Table with columns: DATE, GT, OPP, OPPONENT, W/L, SCORE, ATT, REC. Rows include games against Elon, Duke, North Carolina, Virginia Tech, Miami, BYU, Syracuse, Virginia, Pittsburgh, Alabama A&M, Georgia, and Ole Miss.

2014 (H: 5-1, A: 5-1, N: 1-1) **11-3, 6-2** (1st, Coastal)

ACC COASTAL CHAMPIONS, ORANGE BOWL CHAMPIONS

Captains: Shaquille Mason, Quayshawn Nealy, Justin Thomas

Table with columns: DATE, GT, OPP, OPPONENT, W/L, SCORE, ATT, REC. Rows include games against Wofford, Tulane, Georgia Southern, Virginia Tech, Miami, Duke, North Carolina, Pittsburgh, Virginia, NC State, Clemson, and Georgia.

ACC CHAMPIONSHIP GAME (Charlotte, N.C.)

D 6 12/12 2/2 vs. Florida State L 35-37 64,808 10-3

CAPITAL ONE ORANGE BOWL (Miami Gardens, Fla.)

D 31 10/9 8/8 vs. Mississippi State W 49-34 58,211 11-3

FINAL RANKING: 8th (AP), 7th (Coaches)

2015 (H: 3-4, A: 0-5) **3-9, 1-7** (7th, Coastal)

Captains: Justin Thomas, D.J. White, Adam Gotsis

Table with columns: DATE, GT, OPP, OPPONENT, W/L, SCORE, ATT, REC. Rows include games against Alcorn State, Tulane, Notre Dame, Duke, North Carolina, Clemson, Florida State, Virginia, Virginia Tech, and Miami.

*Preseason poll

2016 (H: 5-2, A: 2-2, N: 2-0) **9-4, 4-4** (5th, Coastal)

TAXSLAYER BOWL CHAMPIONS

Captains: Justin Thomas, Patrick Gamble, Harrison Butker

Table with columns: DATE, GT, OPP, OPPONENT, W/L, SCORE, ATT, REC. Rows include games against Boston College, Mercer, Vanderbilt, Clemson, Miami, Pittsburgh, Georgia Southern, Duke, North Carolina, Virginia Tech, Virginia, and Georgia.

TAXSLAYER BOWL (Jacksonville, Fla.)

D 31 - - vs. Kentucky W 33-18 43,102 9-4

^ - Aviva Stadium (Dublin, Ireland)

2017 (H: 5-1, A: 0-4, N: 0-1) **5-6, 4-4** (3rd, Coastal)

Captains: TaQuon Marshall, KeShun Freehman, Lawrence Austin

Table with columns: DATE, GT, OPP, OPPONENT, W/L, SCORE, ATT, REC. Rows include games against Tennessee, Jacksonville State, UCF, Pittsburgh, North Carolina, Wake Forest, Clemson, Virginia, Virginia Tech, and Duke.

1 - Chick-fil-A Kickoff Game (Mercedes-Benz Stadium - Atlanta, Ga.)


2018 (H: 4-2, A: 3-3, N: 0-1) **7-6, 5-3** (2nd, Coastal)

Captains: TaQuon Marshall, Brant Mitchell

Table with columns: DATE, GT, OPP, OPPONENT, W/L, SCORE, ATT, REC. Rows include games against Alcorn State, USF, Pittsburgh, Clemson, Bowling Green, Louisville, Duke, Virginia Tech, North Carolina, Miami, Virginia, and Georgia.

QUICK LANE BOWL (Detroit, Mich.)

D 26 - - vs. Minnesota (WED) L 10-34 27,228 7-6



GEOFF COLLINS

2019-2022
3 seasons
Record: 10-28 (.263)

2019 (H: 2-5, A: 1-4, N: 0-0) **3-9, 2-6** (7th, Coastal)

Captains: David Curry, Tyler Davis, Nathan Cottrell, Jared Southers

DATE	GT	OPP	OPPONENT	W/L	SCORE	ATT	REC
A 29	-	1/1	at Clemson* (THU)	L	52-14	79,118	0-1
S 7	-	-	South Florida	W	14-10	46,599	1-1
S 14	-	-	The Citadel	LOT	27-24	42,871	1-2
S 28	-	-	at Temple	L	24-2	31,094	1-3
O 5	-	-	North Carolina*	L	38-22	45,044	1-4
O 12	-	-	at Duke*	L	41-23	21,741	1-5
O 19	-	-	at Miami*	WOT	28-21	54,106	2-5
N 2	-	-	Pitt* (HC)	L	20-10	41,219	2-6
N 9	-	rv/rv	at Virginia*	L	33-28	44,596	2-7
N 16	-	rv/rv	Virginia Tech*	L	45-0	43,263	2-8
N 21	-	-	NC State* THU	W	28-26	38,198	3-8
N 30	-	4/4	Georgia	L	52-7	55,000	3-9

2020 (H: 2-4, A: 1-3, N: 0-0) **3-7, 3-6** (11th, ACC)

Captains: David Curry, Jeff Sims, Zach Quinney, Ryan Johnson

DATE	GT	OPP	OPPONENT	W/L	SCORE	ATT	REC
S 12	-	-	at Florida State*	W	16-13	17,538	1-0
S 19	-	14/14	Central Florida	L	21-49	11,000	1-1
S 26	-	-	at Syracuse*	L	20-37	N/A	1-2
O 9	-	-	Louisville* (FR)	W	46-27	11,000	2-2
O 17	-	1/1	Clemson*	L	77-3	11,000	2-3
O 24	-	-	at Boston College*	L	48-27	N/A	2-4
O 19	-	4/4	Notre Dame*	L	31-13	11,000	2-5
N 28	-	-	Duke*	W	56-33	11,000	3-5
D 5	-	-	at NC State*	L	23-13	4,032	3-6
D 10	-	-	Pitt* (THU)	L	34-20	11,000	2-8

2021 (H: 2-5, A: 1-4, N: 0-0) **3-9, 2-6** (7th, Coastal)

Captains: Djimon Brooks, Devin Cochran, Ayinde Eley, Ryan Johnson

DATE	GT	OPP	OPPONENT	W/L	SCORE	ATT	REC
S 4	-	-	Northern Illinois	L	21-22	33,651	0-1
S 11	-	-	Kennesaw State	W	45-17	35,195	1-1
S 18	-	6/6	at Clemson*	L	8-14	81,500	1-2
S 25	-	21/20	North Carolina*1	W	45-22	37,450	2-2
O 2	-	-	Pitt*	L	21-52	36,383	2-3
O 9	-	-	at Duke*	W	31-27	11,849	3-3
O 23	-	rv/rv	at Virginia*	L	40-48	45,837	3-4
O 30	-	-	Virginia Tech* (HC)	L	17-26	35,543	3-5
N 6	-	-	at Miami (Fla.)*	L	30-33	48,161	3-6
N 13	-	-	Boston College*	L	30-41	31,511	3-7
N 20	-	6/6	at Notre Dame	L	0-55	70,011	3-8
N 27	-	1/1	Georgia	L	0-45	54,400	3-9

1 – Mayhem at Mercedes-Benz (Mercedes-Benz Stadium - Atlanta, Ga.)

2022 (H: 2-4, A: 3-3, N: 0-0) **5-7, 4-4** (4th, Coastal)

Captains: Charlie Thomas, Malachi Carter, Ayinde Eley

DATE	GT	OPP	OPPONENT	W/L	SCORE	ATT	REC
S 5	-	4/4	Clemson*1 (MON)	L	10-41	47,712	0-1
S 10	-	-	Western Carolina	W	35-17	36,486	1-1
S 17	-	20/17	Ole Miss	L	0-42	40,293	1-2
S 24	-	-	at UCF	L	10-27	44,220	1-3
O 1	-	24/24	at Pitt*	W	26-21	46,972	2-3
O 8	-	-/rv	Duke* (HC)	WOT	23-20	32,041	3-3
O 20	-	-	Virginia* (THU)	L	9-16	29,362	3-4
O 29	-	rv/-	at Florida State*	L	16-41	61,007	3-5
N 5	-	-	at Virginia Tech*	W	28-27	62,844	4-5
N 12	-	-	Miami (Fla.)*	L	14-35	33,857	4-6
N 19	-	13/11	at North Carolina*	W	21-17	44,940	5-6
N 26	-	1/1	at Georgia	L	14-37	92,746	5-7

1 – Chick-Fil-A Kickoff Game (Mercedes-Benz Stadium - Atlanta, Ga.)

- Brent Key was named interim head coach on Sept. 26, 2022, with eight games remaining in the season. He was named permanently on Nov. 29, 2022.



BRENT KEY

2023-PRESENT
1 season
Record: 4-4 (.500)

KEY

* – Conference game

MON – Monday

TUE – Tuesday

WED – Wednesday

THU – Thursday

FR – Friday

HC – Homecoming

T – Thanksgiving



OPPONENT	OVERALL	H	A	N	STRK	-LAST MEETING-	
						RESULT	DATE
Air Force	3-1	2-0	1-0	0-1	L1	L, 7-14	2010
Alabama	21-28-3	15-15-3	6-13	0-0	W1	W, 16-6	1984
Alabama A&M	1-0	1-0	0-0	0-0	W1	W, 66-7	2013
Alcorn State	2-0	2-0	0-0	0-0	W2	W, 41-0	2018
Arizona	0-2	0-1	0-1	0-0	L2	L, 19-20	1995
Arkansas	1-1	0-0	0-0	1-1	L1	L, 7-14	1960
Army	3-1	3-1	0-0	0-0	W2	W, 34-10	2007
Auburn	41-47-4	35-37-4	6-10	0-0	W2	W, 23-14	2005
Baylor	3-1	2-0	0-1	1-0	W1	W, 37-27	1993
BOSTON COLLEGE	7-4	3-3	3-1	1-0	L2	L, 41-30	2021
BOWLING GREEN	1-0	1-0	0-0	0-0	W1	W, 63-17	2018
BYU	1-3	1-1	0-2	0-0	L3	L, 20-38	2013
California	3-4	2-2	0-2	1-0	L1	L, 22-34	1978
Chattanooga	8-0	8-0	0-0	0-0	W8	W, 44-9	1990
The Citadel	10-1	8-1	2-0	0-0	L1	L, 27-24 (OT)	2019
CLEMSON	50-35-2	44-17-2	6-16	0-2	L8	L, 41-10	2022
Connecticut	3-0	2-0	1-0	0-0	W3	W, 28-13	2005
Davidson	12-2	12-2	0-0	0-0	W12	W, 53-0	1953
Duke	54-35-1	31-14-1	23-21	0-0	W3	W, 23-20 (OT)	2022
Elon	1-0	1-0	0-0	0-0	W1	W, 70-0	2013
Florida	24-9-6	15-4-4	9-4-2	0-1	L2	L, 6-27	1981
Florida State	13-15-1	11-6-1	2-7	0-2	L1	L, 41-16	2022
Fresno State	0-2	0-0	0-0	0-2	L2	L, 28-40	2007
Furman	10-1-3	10-1-1	0-0-2	0-0	W3	W, 51-7	1995
Gardner-Webb	1-0	1-0	0-0	0-0	W1	W, 10-7	2008
Georgetown	5-0	5-0	0-0	0-0	W5	W, 20-10	1923
GEORGIA	41-70-5	26-38-4	15-32-1	0-0	L5	L, 37-14	2022
Georgia Southern	2-0	2-0	0-0	0-0	W2	W, 35-24	2016
Indiana State	1-0	1-0	0-0	0-0	W1	W, 38-0	1987
Iowa	0-1	0-0	0-0	0-1	L1	L, 14-24	2010
Iowa State	1-0	0-0	0-0	1-0	W1	W, 31-30	1972
Jacksonville State	3-0	3-0	0-0	0-0	W3	W, 37-10	2017
Kansas	2-1	1-0	0-1	1-0	W1	W, 66-24	2011
Kennesaw State	1-0	1-0	0-0	0-0	W1	W, 45-17	2021
Kentucky	12-7-1	7-3-1	4-4	1-0	W3	W, 33-18	2016
LOUISVILLE	2-0	1-0	1-0	0-0	W2	W, 46-27	2020
LSU	12-7	7-2	5-3	0-2	L5	L, 3-38	2008
Maryland	15-6	9-1	6-5	0-0	W2	W, 33-13	2012
Memphis	2-1	1-1	1-0	0-0	W1	W, 24-20	1982
Mercer	14-1-1	11-0-1	3-1	0-0	W12	W, 35-10	2016
MIAMI (FLA.)	13-14	10-6	3-9	0-1	L2	L, 35-14	2022
Minnesota	0-1	0-0	0-0	0-1	L1	L, 10-34	2018
Michigan	0-1	0-0	0-1	0-0	L1	L, 2-9	1934
Michigan State	3-0	1-0	1-0	1-0	W3	W, 17-14	1985
Middle Tennessee	2-1	1-1	1-0	0-0	L1	L, 28-49	2012
MISSISSIPPI	2-3	1-3	0-0	1-2	L3	L, 42-0	2022
Mississippi State	5-0	3-0	1-0	1-0	W5	W, 49-34	2014
Missouri	1-1	0-0	0-0	1-1	L1	L, 10-14	1962
Navy	16-9	10-4	3-3	3-2	W3	W, 70-7	2001
Nebraska	1-0	0-0	0-0	1-0	W1	W, 45-21	1991
New Mexico State	1-0	1-0	0-0	0-0	W1	W, 42-7	1998
NORTH CAROLINA	32-22-3	20-9	12-13-3	0-0	W2	W, 21-17	2022



OPPONENT	OVERALL	H	A	N	STRK	-LAST MEETING- RESULT	DATE
NC State	20-11	11-4	9-7	0-0	L1	L, 23-13	2020
Northern Illinois	0-1	0-1	0-0	0-0	L1	L, 22-21	2021
Notre Dame	6-30-1	2-13-1	3-17	1-0	L3	L, 55-0	2021
Penn	1-2	1-0	0-2	0-0	L2	L, 12-13	1931
Penn State	3-4	2-0	0-1	1-3	L1	L, 22-34	1991
Pittsburgh	6-11	2-6	2-5	2-0	W1	W, 26-21	2022
Presbyterian	4-0	4-0	0-0	0-0	W4	W, 59-3	2012
Purdue	0-1	0-0	0-0	0-1	L1	L, 21-41	1978
Rice	2-0-1	1-0-1	1-0	0-0	T1	T, 36-36	1972
Rutgers	1-0	1-0	0-0	0-0	W1	W, 48-14	1921
Samford	8-0	6-0	2-0	0-0	W8	W, 69-14	2007
South Carolina	11-10	8-3	3-7	0-0	L1	L, 14-23	1991
SOUTH CAROLINA STATE	1-0	1-0	0-0	0-0	W1	W, 41-10	2010
Southern California	2-2	0-1	1-1	1-0	W1	W, 21-7	2012
SMU	8-2-1	5-0-1	3-2	0-0	W2	W, 24-21	1969
Stanford	2-0	0-0	0-0	2-0	W2	W, 24-14	2001
SYRACUSE	3-1	1-0	0-1	2-0	L1	L, 32-20	2020
TEMPLE	0-1	0-0	0-1	0-0	L1	L, 24-2	2019
Tennessee	17-25-2	13-11-1	4-13-1	0-1	L2	L, 41-42 (2on)	2017
Texas	0-1	0-0	0-0	0-1	L1	L, 7-14	1943
Texas A&M	1-1	1-1	0-0	0-0	W1	W, 38-3	1966
TCU	2-0	2-0	0-0	0-0	W2	W, 17-7	1968
Texas Tech	2-0	0-0	0-0	2-0	W2	W, 17-9	1970
Troy	1-0	1-0	0-0	0-0	W1	W, 35-20	2006
Tulane	37-13	21-4	16-9	0-0	W3	W, 65-10	2015
Tulsa	2-1	0-0	0-0	2-1	W1	W, 52-10	2004
UCF	3-2	3-1	0-1	0-0	L2	L, 27-10	2022
USF	1-1	1-0	1-0	0-0	W1	W, 14-10	2019
Utah	0-2	0-0	0-0	0-2	L2	L, 27-30 (ot)	2011
Vanderbilt	20-15-3	13-11	7-4-3	0-0	W6	W, 38-7	2016
VIRGINIA	21-22-1	17-8	4-14-1	0-0	L3	L, 16-9	2022
VMI	14-1	14-1	0-0	0-0	W5	W, 34-7	1988
Virginia Tech	8-11	3-7	5-4	0-0	W1	W, 28-27	2022
WAKE FOREST	23-8	14-4	9-3	0-1	W3	W, 38-24	2017
Western Carolina	6-0	6-0	0-0	0-0	W6	W, 35-17	2022
West Virginia	2-1	0-0	0-0	2-1	L1	L, 35-38	2007
William & Mary	1-0	1-0	0-0	0-0	W1	W, 33-7	1979
Wofford	2-0	1-0	0-0	1-0	W2	W, 38-19	2014

2023 opponents in **BOLD CAPS**

AIR FORCE

GEORGIA TECH LEADS 3-1

DATE	GT	OPP	RESULT
10/11/1977	-	h W	30-3
11/11/1978	-	a W	42-21
11/10/1979	-	h W	21-0
12/27/2010	-	n ¹ L	7-14

n¹ - Independence Bowl (Shreveport, La.)

SERIES

Home: 2-0, Away: 1-0, Neutral: 0-1

ALABAMA

ALABAMA LEADS 28-21-3

DATE	GT	OPP	RESULT
11/27/1902 (TH)	-	a ¹ L	0-26
10/21/1905	-	h W	12-5
10/24/1908	-	h W	11-6
10/22/1910	-	a W	36-0
10/29/1911	-	h T	0-0
10/12/1912	-	h W	20-3
10/17/1914	-	a ¹ L	0-13
11/6/1915	-	h W	21-7
11/11/1916	-	h W	13-0
10/14/1922	-	h W	33-7
11/3/1923	-	h T	0-0
11/25/1924	-	h L	0-14
10/24/1925	-	h L	0-7
10/16/1926	-	h L	0-21
10/15/1927	-	h W	13-0
11/17/1928	-	h W	33-13
11/16/1929	-	h L	0-14
11/12/1932	-	h W	6-0
11/18/1933	-	h L	9-12
11/17/1934	-	h L	0-40
11/16/1935	-	a ¹ L	7-38
11/14/1936	-	4 h L	16-20
11/13/1937	-	3 a ¹ L	0-7
11/12/1938	-	16 h T	14-14
11/18/1939	-	a ¹ W	6-0
11/16/1940	-	14 h L	13-14
11/15/1941	-	9 a ¹ L	0-20
11/14/1942	2	5 h W	7-0
11/15/1947	6	14 a ¹ L	7-14
11/13/1948	11	- h L	12-14
11/12/1949	-	a ¹ L	7-20
11/18/1950	-	h L	19-54
11/17/1951	7	- a ¹ W	27-7
11/15/1952	2	12 h W	7-3
11/14/1953	5	- a ¹ L	6-13
11/13/1954	-	h W	20-0
11/12/1955	11	- a ¹ W	26-2
11/17/1956	4	- h W	27-0
11/16/1957	-	a ¹ W	10-7
11/15/1958	20	- h L	8-17
11/14/1959	15	- a ¹ L	7-9
11/12/1960	-	h L	15-16
11/18/1961	-	2 a ¹ L	0-10
11/17/1962	-	1 h W	7-6
11/16/1963	-	7 a ¹ L	11-27
11/14/1964	10	2 h L	7-24
9/8/1979	-	2 h L	6-30
9/6/1980	-	2 a ¹ L	3-26

9/12/1981	-	4 a ¹ W	24-21
9/11/1982	-	4 h L	7-45
9/10/1983	-	14 a ¹ L	7-20
9/15/1984	-	19 h W	16-6

SERIES

Home: 15-15-3, Away: 6-13, Neutral: 0-0
1 - Birmingham, Ala. (Legion Field since 1927)

ALABAMA A&M

GEORGIA TECH LEADS 1-0

DATE	GT	OPP	RESULT
11/23/2013	-	h W	66-7

SERIES

Home: 1-0, Away: 0-0, Neutral: 0-0

ALCORN STATE

GEORGIA TECH LEADS 2-0

DATE	GT	OPP	RESULT
9/3/2015	16/17	- h W	69-6
9/1/2018	-	h W	41-0

SERIES

Home: 2-0, Away: 0-0, Neutral: 0-0

ARIZONA

ARIZONA LEADS 2-0

DATE	GT	OPP	RESULT
9/1/1994 (TH)	-	7/8 h L	14-19
9/7/1995 (TH)	-	17/15 a L	19-20

SERIES

Home: 0-1, Away: 0-1, Neutral: 0-0

ARKANSAS

SERIES TIED 1-1

DATE	GT	OPP	RESULT
1/1/1955	-	10 n ¹ W	14-6
1/2/1960	-	9 n ² L	7-14

1 - Cotton Bowl (Dallas, Texas)
2 - Gator Bowl (Jacksonville, Fla.)

SERIES

Home: 0-0, Away: 0-0, Neutral: 1-1

ARMY

GEORGIA TECH LEADS 3-1

DATE	GT	OPP	RESULT
11/8/1952	-	h W	45-6
9/25/1971	-	h L	13-16
10/26/1973	-	h W	14-10
10/20/2007	-	h W	34-10

SERIES

Home: 3-1, Away: 0-0, Neutral: 0-0

AUBURN

AUBURN LEADS 47-41-4

DATE	GT	OPP	RESULT
11/25/1892	-	h L	0-26
12/7/1893	-	h T	0-0
11/17/1894	-	h L	0-94
11/7/1896	-	a L	0-45
11/5/1898	-	a L	6-29
10/14/1899	-	a L	0-63
10/11/1902	-	h L	6-18
11/14/1903	-	h L	5-10
10/29/1904	-	a L	0-12
11/3/1906	-	h W	11-0
10/26/1907	-	h L	6-12
11/7/1908	-	h L	0-44
11/6/1909	-	h L	0-9
11/5/1910	-	h L	0-16
11/4/1911	-	h L	6-11
11/2/1912	-	h L	7-27
11/8/1913	-	h L	0-20
11/7/1914	-	h L	0-14
11/25/1915 (TH)	-	h W	7-0
11/30/1916 (TH)	-	h W	33-7
11/29/1917 (TH)	-	h W	68-7
11/28/1918 (TH)	-	h W	41-0
11/27/1919 (TH)	-	h L	7-14
11/25/1920 (TH)	-	h W	34-0
11/24/1921 (TH)	-	h W	14-0
11/30/1922 (TH)	-	h W	14-6
11/29/1923 (TH)	-	h T	0-0
11/27/1924 (TH)	-	h W	7-0
11/26/1925 (TH)	-	h T	7-7
11/25/1926 (TH)	-	h W	20-7
11/24/1927 (TH)	-	h W	18-0
11/29/1928 (TH)	-	h W	51-0
11/28/1929 (TH)	-	h W	19-6
10/18/1930	-	h W	14-12
10/17/1931	-	h L	0-13
10/15/1932	-	h L	0-6
10/14/1933	-	h W	16-6
11/10/1934	-	h L	6-18
11/9/1935	-	h L	7-33
11/7/1936	-	20 h L	12-13
10/23/1937	-	20 h L	0-21
10/22/1938	-	h W	7-6
10/28/1939	-	h W	7-6
10/26/1940	-	h L	7-16
10/25/1941	-	h W	28-14
9/26/1942	6	4 h W	15-0
10/14/1944	10	- h W	27-0
10/27/1945	-	h W	20-7
10/26/1946	15	- h W	27-6
10/18/1947	5	- h W	27-7
10/16/1948	7	- h W	27-0
10/15/1949	-	h W	35-21
10/21/1950	-	h W	20-0
10/20/1951	5	- h W	27-7
10/18/1952	4	- h W	33-0
10/17/1953	6	19 h W	36-6
10/16/1954	19	- h W	14-7
10/15/1955	5	17 h L	12-14
10/20/1956	3	- h W	28-7
10/19/1957	-	9 h L	0-3
10/18/1958	-	2 h T	7-7
10/17/1959	4	11 h L	6-7



SERIES HISTORY

10/15/1960	19	-	a ¹	L	7-9
10/21/1961	8	-	h	W	7-6
10/20/1962	-	-	a ¹	L	14-17
10/19/1963	8	-	h	L	21-29
10/17/1964	-	-	a ¹	W	7-3
10/16/1965	-	-	h	W	23-14
10/15/1966	7	-	a ¹	W	17-3
10/21/1967	-	-	h	L	10-28
10/19/1968	-	-	a ¹	W	21-20
10/18/1969	-	15	h	L	14-17
10/17/1970	16	8	a	L	7-31
10/16/1971	-	5	h	L	14-31
10/21/1972	-	14	h	L	14-24
10/20/1973	-	-	h	L	10-24
10/19/1974	-	5	a	L	22-31
10/18/1975	-	-	h	L	27-31
10/16/1976	-	-	a	W	28-10
10/15/1977	-	-	h	W	38-21
10/21/1978	-	-	a	W	24-10
10/20/1979	-	14	h	L	14-38
10/18/1980	-	-	h	L	14-17
10/17/1981	-	-	h	L	7-31
10/16/1982	-	-	h	L	0-24
10/15/1983	-	5	h	L	13-31
10/20/1984	-	13	a	L	34-48
10/19/1985	-	8	h	L	14-17
10/18/1986	-	7	a	L	10-31
10/17/1987	-	5	h	L	10-20
9/6/2003	-	17/19	h	W	17-3
9/3/2005	-	16/15	a	W	23-14

1 - Birmingham, Ala. (Legion Field)

SERIES

Home: 35-37-4, Away: 6-10, Neutral: 0-0

BAYLOR

GEORGIA TECH LEADS 3-1

DATE	GT	OPP	RESULT
1/1/1952	5	9	n ¹ W 17-14
9/27/1969	-	-	h W 17-10
11/7/1992	-	-	a L 27-31
11/6/1993	-	-	h W 37-27

1 - Orange Bowl (Miami, Fla.)

SERIES

Home: 2-0, Away: 0-1, Neutral: 1-0

BOSTON COLLEGE

GEORGIA TECH LEADS 7-3

DATE	GT	OPP	RESULT
11/11/1972	-	-	h W 42-10
11/25/1989	-	-	h W 13-12
9/14/1991	17/18	-	a W 30-14
10/4/1997	-	-	a W 42-14
9/5/1998	-	-	h L 31-41
9/15/2007	15/15	21/19	h L 10-24
9/6/2008	-	-	a W 19-16
10/20/2012	-	-	h W 37-17
9/3/2016	-	-	n ¹ W 17-14
10/24/2020	-	-	a L 48-27

1 - Dublin, Ireland

SERIES

Home: 3-2, Away: 3-1, Neutral: 1-0

BOWLING GREEN

GEORGIA TECH LEADS 1-0

DATE	GT	OPP	RESULT
9/29/2018	-	-	h W 63-17

SERIES

Home: 1-0, Away: 0-0, Neutral: 0-0

BYU

BYU LEADS 3-1

DATE	GT	OPP	RESULT
9/21/2002	-	-	h W 28-19
8/28/2003 (TH)	-	-	a L 13-24
10/27/2012	-	-	h L 17-41
10/12/2013	-	-	a L 20-38

SERIES

Home: 1-1, Away: 0-2, Neutral: 0-0

CALIFORNIA

CALIFORNIA LEADS 4-3

DATE	GT	OPP	RESULT
1/1/1929	-	-	n ¹ W 8-7
12/26/1931	-	-	h L 6-21
12/17/1932	-	-	a L 7-27
12/26/1936	-	-	h W 13-7
12/26/1938	-	-	a L 0-13
12/28/1940	-	-	h W 13-0
9/16/1978	-	-	h L 22-34

1 - Rose Bowl (Pasadena, Calif.)

SERIES

Home: 2-2, Away: 0-2, Neutral: 1-0

CAMP GORDON

GEORGIA TECH LEADS 1-0

DATE	GT	OPP	RESULT
10/26/1918	-	-	h W 28-0

SERIES

Home: 1-0, Away: 0-0, Neutral: 0-0

CARLISLE

GEORGIA TECH LEADS 1-0

DATE	GT	OPP	RESULT
11/17/1917	-	-	h W 98-0

SERIES

Home: 1-0, Away: 0-0, Neutral: 0-0

CARNEGIE TECH

CARNEGIE TECH LEADS 2-0

DATE	GT	OPP	RESULT
10/11/1930	-	-	a L 0-31
10/10/1931	-	-	h L 0-13

SERIES

Home: 0-1, Away: 0-1, Neutral: 0-0

CENTRE

GEORGIA TECH LEADS 1-0

DATE	GT	OPP	RESULT
10/30/1920	-	-	h W 24-0

SERIES

Home: 1-0, Away: 0-0, Neutral: 0-0

CHATTANOOGA

GEORGIA TECH LEADS 8-0

DATE	GT	OPP	RESULT
10/13/1906	-	-	h W 18-0
10/8/1910	-	-	h W 18-0
10/11/1913	-	-	h W 71-6
10/4/1941	-	-	h W 20-0
10/10/1942	6	-	h W 30-6
11/9/1985	-	-	h W 35-7
9/10/1988	-	-	h W 24-10
9/22/1990	-	-	h W 44-9

SERIES

Home: 8-0, Away: 0-0, Neutral: 0-0

THE CITADEL

GEORGIA TECH LEADS 10-1

DATE	GT	OPP	RESULT
10/5/1912	-	-	a W 20-16
10/4/1913	-	-	a W 47-0
10/25/1947	7	-	h W 38-0
11/20/1948	20	-	h W 54-0
9/20/1952	3	-	h W 54-6
9/30/1978	-	-	h W 28-0
9/18/1982	-	-	h W 36-7
9/22/1984	-	-	h W 48-3
9/12/1987	-	-	h W 51-12
9/1/2001	11/14	-	h W 35-7
9/14/2019	-	-	h Lot 24-27

SERIES

Home: 8-1, Away: 2-0, Neutral: 0-0

CLEMSON

GEORGIA TECH LEADS 50-35-2

DATE	GT	OPP	RESULT
11/24/1898	-	-	n ¹ L 0-23
11/30/1899 (TH)	-	-	n ² L 5-41
10/18/1902	-	-	h L 5-44
10/17/1903	-	-	h L 0-73
11/5/1904	-	-	h T 11-11
11/30/1905 (TH)	-	-	h W 17-12
11/29/1906 (TH)	-	-	h L 0-10
11/28/1907 (TH)	-	-	h L 5-6
11/26/1908 (TH)	-	-	h W 30-6
11/25/1909 (TH)	-	-	h W 29-3
11/24/1910 (TH)	-	-	h W 34-0
11/30/1911 (TH)	-	-	h W 31-0
11/28/1912 (TH)	-	-	h W 23-0
11/27/1913 (TH)	-	-	h W 34-0
11/26/1914 (TH)	-	-	h W 26-6
10/5/1918	-	-	h W 28-0



10/11/1919	-	-	h	W	28-0
11/6/1920	-	-	h	W	7-0
11/5/1921	-	-	h	W	48-7
11/4/1922	-	-	h	W	21-7
10/1/1932	-	-	h	W	32-14
9/30/1933	-	-	h	W	39-2
9/29/1934	-	-	h	W	12-7
10/31/1936	-	-	h	L	13-14
11/6/1937	-	-	h	W	7-0
11/20/1943	15	-	h	W	41-6
9/30/1944	10	-	h	W	51-0
11/24/1945	-	-	h	L	7-21
11/7/1953	6	-	h	W	20-7
11/8/1958	-	17	h	W	13-0
10/3/1959	7	6	h	W	16-6
9/22/1962	-	-	h	W	26-9
9/28/1963	-	-	h	W	27-0
10/3/1964	-	-	h	W	14-7
10/2/1965	-	-	h	W	38-6
10/1/1966	9	-	h	W	13-12
10/7/1967	-	-	h	W	10-0
10/5/1968	-	-	h	W	24-21
10/4/1969	-	-	h	L	10-21
10/3/1970	15	-	h	W	28-7
10/2/1971	-	-	h	W	24-14
10/7/1972	-	-	h	W	31-9
9/29/1973	-	-	h	W	29-21
9/28/1974	-	-	a	L	17-21
9/27/1975	-	-	h	W	33-28
9/25/1976	-	-	h	T	24-24
9/17/1977	-	-	h	L	14-31
9/24/1983	-	-	a	L	14-41
9/29/1984	18	13	h	W	28-21
9/28/1985	-	-	a	W	14-3
9/27/1986	-	-	h	L	3-27
9/26/1987	-	9	a	L	12-33
9/24/1988	-	12	h	L	13-30
10/14/1989	-	14	a	W	30-14
10/13/1990	18/15	15/14	h	W	21-19
9/28/1991	19/18	7/5	a	L	7-9
9/26/1992	-	16/14	h	W	20-16
9/25/1993	-	-	a	L	13-16
11/12/1994	-	-	a	L	10-20
10/28/1995	-	-	h	L	3-24
10/19/1996	22/24	-	a	L	25-28
9/27/1997	-	17/21	h	W	23-20
11/12/1998	(TH)22/23	-	a	W	24-21
11/13/1999	13/14	-	h	W	45-42
10/28/2000	-	5/4	a	W	31-28
9/29/2001	9/11	-25	h	LOT	44-47
9/14/2002	-	-	h	L	19-24
9/20/2003	-	-	a	L	3-39
9/11/2004	-	20/18	a	W	28-24
10/29/2005	-	-	h	W	10-9
10/21/2006	13/13	12/12	a	L	7-31
9/29/2007	-	13/13	h	W	13-3
10/18/2008	-	-	a	W	21-17
9/10/2009	(TH)15/13	-	h	W	30-27
12/5/2009	12/12	25/rv	#n ³	W	39-34
10/23/2010	-	-	a	L	13-27
10/29/2011	-	6/6	h	W	31-17
10/6/2012	-	16/20	a	L	31-47
11/14/2013	(TH)	8/6	a	L	31-55
11/15/2014	24/23	18/17	h	W	28-6
10/10/2015	-	6/6	a	L	24-43

9/22/2016	(TH)rv/rv	5/3	h	L	7-26
10/28/2017	-	7/7	a	L	10-24
9/22/2018	-	3/2	h	L	21-49
8/29/2019	-	1/1	a	L	14-52
10/17/2020	-	1/1	h	L	73-7
9/18/2021	-	6/6	a	L	14-8
9/5/2022	(MO)	-	6/6	h ⁴	L 10-41

- 1 - Augusta, Ga.
 - 2 - Greenville, S.C.
 - 3 - Tampa, Fla. (ACC Championship Game)
 - 4 - Atlanta, Ga. (Chick-Fil-A Kickoff Game)
- #2009 ACC Championship vacated

SERIES

Home: 44-17-2, Away: 6-16, Neutral: 0-2

CONNECTICUT

GEORGIA TECH LEADS 3-0

DATE	GT	OPP	RESULT
9/7/2002	-	a	W 31-14
11/13/2004	-	h	W 30-10
9/17/2005	16/18	h	W 28-13

SERIES

Home: 2-0, Away: 1-0, Neutral: 0-0

CUMBERLAND

GEORGIA TECH LEADS 3-0

DATE	GT	OPP	RESULT
11/24/1904	(TH)-	h	W 18-0
10/28/1905	-	h	W 18-0
10/7/1916	-	h	W 222-0

SERIES

Home: 3-0, Away: 0-0, Neutral: 0-0

DAHLONEGA

GEORGIA TECH LEADS 3-0

DATE	GT	OPP	RESULT
11/24/1905	-	h	W 54-0
10/6/1906	-	h	W 11-0
10/12/1907	-	h	W 72-0

SERIES

Home: 3-0, Away: 0-0, Neutral: 0-0

DAVIDSON

GEORGIA TECH LEADS 12-2

DATE	GT	OPP	RESULT
12/7/1900	-	h	L 6-38
11/13/1902	-	h	L 6-7
10/27/1906	-	h	W 14-0
10/9/1915	-	h	W 27-7
10/14/1916	-	h	W 19-0
10/13/1917	-	h	W 32-10
11/11/1919	-	h	W 33-0
10/9/1920	-	h	W 66-0
10/8/1921	-	h	W 70-0
10/7/1922	-	h	W 19-0
10/17/1942	6	h	W 33-0

11/25/1950	-	-	h	W	46-14
11/24/1951	7	-	h	W	34-7
9/19/1953	3	-	h	W	53-0

SERIES

Home: 12-2, Away: 0-0, Neutral: 0-0

11TH CAVALRY

GEORGIA TECH LEADS 2-0-1

DATE	GT	OPP	RESULT
9/30/1911	-	-	h W 22-5
9/28/1912	-	-	h T 0-0
10/19/1918	-	-	h W 119-0

SERIES

Home: 2-0-1, Away: 0-0, Neutral: 0-0

5TH DIVISION

GEORGIA TECH LEADS 1-0

DATE	GT	OPP	RESULT
9/20/1919	-	-	h W 48-0

SERIES

Home: 1-0, Away: 0-0, Neutral: 0-0

DUKE

GEORGIA TECH LEADS 54-35-1

DATE	GT	OPP	RESULT
12/2/1933	-	h	W 6-0
10/13/1934	-	a	L 0-20
10/19/1935	-	h	W 6-0
10/17/1936	-	a	L 6-19
10/16/1937	-	10	h L 19-20
10/15/1938	-	9	a L 0-6
11/4/1939	-	12	h L 6-7
11/2/1940	-	18	a L 7-41
11/1/1941	-	4	h L 0-14
10/31/1942	5	-	a W 26-7
10/30/1943	-	18	h L 7-14
11/4/1944	5	-	a L 13-19
11/3/1945	-	18	h L 6-14
11/2/1946	16	19	a W 14-0
11/1/1947	6	9	h W 7-0
10/30/1948	6	-	a W 19-7
10/29/1949	-	h	L 14-27
11/4/1950	-	a	L 21-30
11/3/1951	5	-	h T 14-14
11/1/1952	4	6	a W 28-7
11/21/1953	12	15	h W 13-10
10/30/1954	-	16	a L 20-21
10/29/1955	12	17	h W 27-0
11/3/1956	2	-	a W 7-0
11/2/1957	-	7	h W 13-0
11/1/1958	-	-	a W 10-8
10/31/1959	9	-	h L 7-10
10/29/1960	-	15	a L 0-6
10/14/1961	-	h	W 21-0
11/3/1962	-	a	W 20-9
11/2/1963	-	h	W 30-6
10/31/1964	8	-	a W 21-8
10/30/1965	6	-	h W 35-23
10/29/1966	-	a	W 48-7



SERIES HISTORY

11/4/1967	-	-	h	W	19-7
11/2/1968	-	-	a	L	30-46
11/1/1969	-	-	h	W	20-7
10/31/1970	-	-	a	W	24-16
10/30/1971	-	-	h	W	21-0
11/4/1972	-	-	a	L	14-20
11/3/1973	-	-	h	W	12-10
11/2/1974	-	-	a	L	0-9
11/1/1975	-	-	h	W	21-6
10/30/1976	-	-	a	L	7-31
10/29/1977	-	-	h	L	24-25
9/9/1978	-	-	a	L	10-28
11/3/1979	-	-	h	W	24-14
11/1/1980	-	-	a	L	12-17
10/31/1981	-	-	h	L	24-38
10/30/1982	-	-	h	L	21-38
10/29/1983	-	-	a	L	26-32
11/3/1984	-	-	h	W	31-3
11/2/1985	-	-	a	W	9-0
11/1/1986	-	-	h	W	34-6
10/31/1987	-	-	a	L	14-48
10/29/1988	-	-	h	L	21-31
10/28/1989	-	-	a	L	19-30
10/27/1990	16/12	-	h	W	48-31
11/2/1991	-	-	a	W	17-6
10/31/1992	-	-	h	W	20-17
10/30/1993	-	-	a	W	47-14
9/24/1994	-	-	h	L	12-27
10/7/1995	-	-	a	W	37-21
9/26/1996 (TH)	-	-	h	W	48-22
11/15/1997	-	-	a	W	41-38
10/3/1998	-	-	h	W	41-13
10/16/1999	8/9	-	a	W	38-31
10/21/2000	-	-	h	W	45-10
10/6/2001	17/17	-	a	W	37-10
11/16/2002	-	-	h	W	17-2
11/8/2003	-	-	a	L	17-41
10/16/2004	-	-	h	W	24-7
10/15/2005	-	-	a	W	35-10
11/18/2006	18/18	-	h	W	49-21
11/10/2007	-	-	a	W	41-24
10/4/2008	-	-	h	W	27-0
11/14/2009	7/7	-	a	W	49-10
11/20/2010	-	-	h	W	30-20
11/19/2011	rw/23	-	a	W	38-31
11/17/2012	-	-	h	W	42-24
9/14/2013	rw/rv	-	a	W	38-14
10/11/2014	22/23	-	h	L	25-31
9/26/2015	20/20	-	a	L	20-34
10/29/2016	-	-	h	W	38-35
11/18/2017	-	-	a	L	43-20
10/13/2018	-	-	h	L	14-24
10/12/2019	-	-	a	L	23-41
11/28/2020	-	-	h	W	56-33
10/9/2021	-	-	a	W	31-27
10/8/2022	-	-	-/rv	h	Wor 23-20

SERIES

Home: 31-14-1, Away: 23-21, Neutral: 0-0

ELON

GEORGIA TECH LEADS 1-0

DATE	GT	OPP	RESULT
8/31/2013	rw/rv	- h	W 70-0

SERIES

Home: 1-0, Away: 0-0, Neutral: 0-0

FLORIDA

GEORGIA TECH LEADS 24-9-6

DATE	GT	OPP	RESULT
10/17/1904	-	- h	W 77-0
10/19/1912	-	- a ¹	W 14-7
10/25/1913	-	- a ¹	W 13-3
10/13/1923	-	- h	T 7-7
10/11/1924	-	- h	T 7-7
10/17/1925	-	- h	W 23-7
10/19/1929	-	- h	W 19-7
11/27/1930	-	- h	L 7-55
11/21/1931	-	- h	W 23-0
11/19/1932	-	- h	W 6-0
11/11/1933	-	- h	W 19-7
11/24/1934	-	- a	L 12-13
11/23/1935	-	- h	W 39-6
11/21/1936	-	- h	W 38-14
11/20/1937	-	- a	W 12-0
11/19/1938	-	- h	T 0-0
11/25/1939	19	- a	W 21-7
11/23/1940	-	- h	L 7-16
11/22/1941	-	- a	L 7-14
11/21/1942	2	- h	W 20-7
10/23/1948	6	- h	W 42-7
10/22/1949	-	- a	W 43-14
10/7/1950	-	- h	W 16-13
9/29/1951	-	- a	W 27-0
9/27/1952	3	- h	W 17-14
9/26/1953	3	15 a	T 0-0
9/25/1954	5	- h	L 12-13
9/24/1955	2	19 a	W 14-7
11/24/1956	5	13 a	W 28-0
11/23/1957	-	- h	T 0-0
10/1/1960	10	- a	L 17-18
11/4/1961	7	- h	W 20-0
9/29/1962	8	- a	W 17-0
9/14/1963	-	- h	W 9-0
1/2/1967	8	- n ²	L 12-27
10/28/1978	-	- h	W 17-13
9/22/1979	-	- a	T 7-7
9/20/1980	-	- h	L 12-45
9/19/1981	-	- a	L 6-27

SERIES

Home: 15-4-4, Away: 9-4-2, Neutral: 0-1

FLORIDA STATE

FLORIDA STATE LEADS 15-13-1

DATE	GT	OPP	RESULT
11/7/1903	-	- h	W 17-0
10/8/1904	-	- h	W 35-0

11/22/1952	2	- h	W 30-0
10/22/1955	13	- h	W 34-0
9/26/1958	-	- h	W 17-3
11/10/1962	-	- h	T 14-14
11/9/1963	-	- h	W 15-7
9/19/1970	-	- h	W 23-13
11/13/1971	-	- h	W 12-6
10/4/1975	-	- h	W 30-0
10/17/1992	16/17	6/6	h L 24-29
10/2/1993	-	1/1 a	L 0-51
11/5/1994	-	8/6	h L 10-41
10/21/1995	-	1/1 a	L 10-42
11/2/1996	-	3/2	h L 3-49
10/18/1997	21/25	3/3	a L 0-38
10/24/1998	20/29	6/6	h L 7-34
9/11/1999	10/10	1/1 a	L 35-41
9/9/2000	-	2/2	h L 21-26
12/1/2001	-	- a	L 17-28
11/9/2002	-	17/18	h L 13-21
9/13/2003	-	10/11	a L 13-14
11/1/2008	-	16/16	h W 31-28
10/10/2009	22/23	- a	W 49-44
12/1/2012	-	13/12	n ¹ L 15-21
12/6/2014	12/12	2/2	n ¹ L 35-37
10/24/2015	-	9/9	h W 22-16
9/12/2020	-	- a	W 16-13
11/5/2022	-	rw/	a L 16-41

1 - Charlotte, N.C. (ACC Championship Game)

SERIES

Home: 11-6-1, Away: 2-7, Neutral: 0-2

FRESNO STATE

FRESNO STATE LEADS 2-0

DATE	GT	OPP	RESULT
12/31/2002	-	- n ¹	L 21-30
12/31/2007	-	- n ²	L 28-40

1 - Silicon Valley Valley Classic (San Jose, Calif.)

2 - Humanitarian Bowl (Boise, Idaho)

SERIES

Home: 0-0, Away: 0-0, Neutral: 0-2

FURMAN

GEORGIA TECH LEADS 10-1-3

DATE	GT	OPP	RESULT
10/15/1901	-	- h	W 17-0
10/26/1901	-	- a	T 5-5
11/1/1902	-	- a	T 0-0
9/29/1917	-	- h	W 25-0
10/12/1918	-	- h	W 118-0
9/27/1919	-	- h	W 74-0
10/15/1921	-	- h	W 69-0
11/23/1946	6	- h	W 41-7
11/22/1947	10	- h	W 51-0
9/17/1983	-	- h	L 14-17
9/13/1986	-	- h	T 17-17
11/9/1991	-	- h	W 19-17
9/11/1993	-	- h	W 37-3
9/2/1995	-	- h	W 51-7

SERIES

Home: 10-1-1, Away: 0-0-2, Neutral: 0-0



GARDNER-WEBB

GEORGIA TECH LEADS 1-0

DATE	GT	OPP	RESULT
10/11/2008	-	-	h W 10-7

SERIES

Home: 1-0, Away: 0-0, Neutral: 0-0

GEORGETOWN

GEORGIA TECH LEADS 5-0

DATE	GT	OPP	RESULT
11/15/1919	-	-	h W 27-0
11/13/1920	-	-	h W 35-6
11/12/1921	-	-	h W 21-7
11/11/1922	-	-	h W 19-7
10/20/1923	-	-	h W 20-10

SERIES

Home: 5-0, Away: 0-0, Neutral: 0-0

GEORGIA

GEORGIA LEADS 70-41-5

DATE	GT	OPP	RESULT
11/4/1893	-	-	a W 28-6
10/23/1897	-	-	a L 0-28
10/22/1898	-	-	a L 0-15
10/28/1899	-	-	a L 0-20
10/13/1900	-	-	h L 0-12
10/25/1902	-	-	h T 0-0
10/24/1903	-	-	h L 0-38
11/12/1904	-	-	h W 23-6
11/18/1905	-	-	h W 46-0
11/10/1906	-	-	h W 17-0
11/2/1907	-	-	h W 10-6
11/20/1909	-	-	h W 12-6
11/19/1910	-	-	h L 6-11
11/18/1911	-	-	h L 0-5
11/16/1912	-	-	h L 0-20
11/15/1913	-	-	h L 0-14
11/14/1914	-	-	h W 7-0
11/13/1915	-	-	h T 0-0
11/18/1916	-	-	h W 21-0
11/14/1925	-	-	h W 3-0
11/13/1926	-	-	h L 13-14
12/3/1927	-	-	h W 12-0
12/8/1928	-	-	h W 20-6
12/7/1929	-	-	a L 6-12
12/6/1930	-	-	h L 0-13
11/28/1931	-	-	h L 6-35
11/26/1932	-	-	h T 0-0
11/25/1933	-	-	h L 6-7
12/1/1934	-	-	a L 0-7
11/30/1935	-	-	h W 19-7
11/28/1936	-	-	a L 6-16
11/27/1937	-	-	h T 6-6
11/26/1938	-	-	a T 0-0
12/2/1939	-	-	h W 13-0
11/30/1940	-	-	a L 19-21
11/29/1941	-	20	h L 0-21
11/28/1942	2	5	a L 0-34
11/27/1943	14	-	h W 48-0
12/2/1944	-	-	h W 44-0
12/1/1945	-	-	h L 0-33
11/30/1946	7	3	a L 7-35

11/29/1947	9	-	h W 7-0
11/27/1948	-	12	a L 13-21
11/26/1949	-	-	h W 7-6
12/2/1950	-	-	a W 7-0
12/1/1951	6	-	h W 48-6
11/29/1952	3	-	a W 23-9
11/28/1953	10	-	h W 28-12
11/27/1954	-	-	a W 7-3
11/26/1955	9	-	h W 21-3
12/1/1956	4	-	a W 35-0
11/30/1957	-	-	h L 0-7
11/29/1958	-	-	a L 3-16
11/28/1959	-	6	h L 14-21
11/26/1960	-	-	a L 6-7
12/2/1961	-	-	h W 22-7
12/1/1962	-	-	a W 37-6
11/30/1963	-	-	h W 14-3
11/28/1964	-	-	a L 0-7
11/27/1965	-	-	h L 7-17
11/26/1966	5	7	a L 14-23
11/25/1967	-	-	h L 14-21
11/30/1968	-	4	a L 8-47
11/29/1969	-	-	h W 6-0
11/28/1970	16	-	a W 17-7
11/25/1971 (TH)	-	7	h L 24-28
12/2/1972	-	-	a L 7-27
12/1/1973	-	-	h L 3-10
11/27/1974	-	-	a W 34-14
11/27/1975 (TH)	-	15	h L 26-42
11/27/1976	-	4	a L 10-13
11/26/1977	-	-	h W 16-7
12/2/1978	-	11	a L 28-29
11/24/1979	-	-	h L 3-16
11/29/1980	-	1	a L 20-38
11/28/1981	-	3	h L 7-44
11/27/1982	-	1	a L 18-38
11/26/1983	-	7	h L 24-27
12/1/1984	-	18	a W 35-18
11/30/1985	-	20	h W 20-16
11/29/1986	-	18	a L 24-31
11/28/1987	-	14	h L 16-30
11/26/1988	-	20	a L 3-24
12/2/1989	-	-	h W 33-22
12/1/1990	2/3	-	a W 40-23
11/30/1991	-	25/-	h L 15-18
11/28/1992	-	9/10	a L 17-31
11/25/1993 (TH)	-	-	h L 10-43
11/25/1994 (FR)	-	-	a L 10-48
11/23/1995 (TH)	-	-	h L 17-18
11/30/1996	-	-	a L 10-19
11/29/1997	-	14/14	h L 24-27
11/28/1998	17/18	12/12	a W 21-19
11/27/1999	20/16	16/21	h WOT 51-48
11/25/2000	18/19	19/18	a W 27-15
11/24/2001	21/19	19/23	h L 17-31
11/30/2002	-	5/5	a L 7-51
11/29/2003	-	5/5	h L 17-34
11/27/2004	-	8/7	a L 13-19
11/26/2005	20/24	13/13	h L 7-14
11/25/2006	16/15	-	a L 12-15
11/24/2007	-	6/7	h L 17-31
11/29/2008	23/18	13/13	a W 45-42
11/28/2009	7/7	-	h L 24-30
11/27/2010	-	-	a L 34-42
11/26/2011	25/21	13/14	h L 17-31
11/24/2012	-	3/3	a L 10-42
11/30/2013	-	-	h L 34-41
11/29/2014	17/16	9/10	a WOT 30-24
11/28/2015	-	rv/rv	h L 7-13

11/26/2016	-	-	a W 28-27
11/25/2017	-	7/7	h L 7-38
11/24/2018	-	5	a L 21-45
11/30/2019	-	4/4	h L 7-52
11/27/2021	-	1/1	h L 0-45
11/27/2022	-	1/1	h L 14-37

SERIES

Home: 26-38-4, Away: 15-32-1, Neutral: 0-0

GA. SOUTHERN

GEORGIA TECH LEADS 2-0

DATE	GT	OPP	RESULT
9/13/2014	-	-	h W 42-38
10/15/2016	-	-	h W 35-34

SERIES

Home: 2-0, Away: 0-0, Neutral: 0-0

INDIANA STATE

GEORGIA TECH LEADS 1-0

DATE	GT	OPP	RESULT
10/10/1987	-	-	h W 38-0

SERIES

Home: 1-0, Away: 0-0, Neutral: 0-0

IOWA

IOWA LEADS 1-0

DATE	GT	OPP	RESULT
1/5/2010	9/10	10/11 n ¹	L 14-24
1 - FedEx Orange Bowl (Miami Gardens, Fla.)			

SERIES

Home: 0-0, Away: 0-0, Neutral: 0-1

IOWA STATE

GEORGIA TECH LEADS 1-0

DATE	GT	OPP	RESULT
12/18/1972	-	-	n ¹ W 31-30
1 - Liberty Bowl (Memphis, Tenn.)			

SERIES

Home: 0-0, Away: 0-0, Neutral: 1-0

JACKSONVILLE ST.

GEORGIA TECH LEADS 3-0

DATE	GT	OPP	RESULT
8/28/2008 (TH)	-	-	h W 41-14
9/5/2009	15/15	-	h W 37-17
9/9/2017	-	-	h W 37-10

SERIES

Home: 3-0, Away: 0-0, Neutral: 0-0

**KANSAS****GEORGIA TECH LEADS 2-1**

DATE	GT	OPP	RESULT
1/1/1948	10	12 n ¹	W 20-14
9/11/2010	15/17	- a	L 25-28
9/17/2011	-	- h	W 66-24

1 – Orange Bowl (Miami, Fla.)

SERIES

Home: 1-0, Away: 0-1, Neutral: 1-0

KENTUCKY**GEORGIA TECH LEADS 12-7-1**

DATE	GT	OPP	RESULT
11/17/1923	-	- h	T 3-3
10/8/1932	-	- h	L 6-12
10/7/1933	-	- a	L 6-7
10/12/1935	-	- a	L 6-25
10/10/1936	-	- h	W 34-0
10/9/1937	-	- a	W 32-0
11/5/1938	-	- h	W 19-18
11/11/1939	-	18 h	W 13-6
11/9/1940	-	- a ¹	L 7-26
11/8/1941	-	- h	W 20-13
11/7/1942	3	- h	W 47-7
10/28/1950	-	4 h	L 14-28
10/6/1951	11	17 a	W 13-7
10/23/1954	15	- h	L 6-13
9/22/1956	4	- a	W 14-6
9/21/1957	11	20 h	W 13-0
9/20/1958	-	- a	L 0-13
9/19/1959	-	- a	W 14-12
9/17/1960	-	- h	W 3-13
12/31/2016	-	- n ²	W 33-18

1 – Louisville, Ky.

2 – TaxSlayer Bowl (Jacksonville, Fla.)

SERIES

Home: 7-3-1, Away: 4-4, Neutral: 1-0

LOUISVILLE**GEORGIA TECH LEADS 2-0**

DATE	GT	OPP	RESULT
10/5/2018	-	- a	W 66-31
10/9/2020 (FR)	-	- h	W 46-27

SERIES

Home: 1-0, Away: 1-0, Neutral: 0-0

LSU**GEORGIA TECH LEADS 12-7**

DATE	GT	OPP	RESULT
10/23/1915	-	- a ¹	W 36-7
11/8/1924	-	- h	W 28-7
11/12/1927	-	- h	W 23-0
11/6/1943	-	20 h	W 42-7
11/18/1944	9	- a	W 14-6
11/17/1945	-	- h	L 7-9
10/19/1946	-	12 a	W 26-7
10/14/1950	-	- a	W 13-0
10/13/1951	8	- h	W 25-7
10/9/1954	-	- h	W 30-20
10/8/1955	4	- a	W 7-0

10/13/1956	3	-	h	W	39-7
10/12/1957	17	-	a	L	13-20
10/8/1960	-	-	h	W	6-2
10/7/1961	3	-	a	L	0-10
10/6/1962	5	-	h	L	7-10
10/5/1963	7	-	a	L	6-7
12/29/2000	15/17	-	n ²	L	14-28
12/31/2008	14/15	-	n ²	L	3-38

1 – New Orleans, La.

2 – Chick-fil-A/Peach Bowl (Atlanta, Ga.)

SERIES

Home: 7-2, Away: 5-3, Neutral: 0-2

MARYLAND**GEORGIA TECH LEADS 15-6**

DATE	GT	OPP	RESULT
10/8/1988	-	- a	L 8-13
10/7/1989	-	- h	W 28-24
10/6/1990	23/18	- a	W 31-3
10/12/1991	-	- h	W 34-10
10/10/1992	17/17	- a	W 28-26
10/9/1993	-	- h	W 38-0
10/22/1994	-	- a	L 27-42
9/28/1995 (TH)	-	16/17 h	W 31-3
11/14/1996 (TH)	-	- a	L 10-13
11/22/1997	-	- h	W 37-18
10/31/1998	23/24	- a ¹	W 31-14
9/30/1999 (TH)	10/12	- h	W 49-31
11/18/2000	20/22	- a	W 35-22
10/11/2001 (TH)	15/1522/20	h	Lot 17-20
10/17/2002 (TH)	-	- a	L 10-34
10/23/2003 (TH)	-	- h	W 7-3
10/9/2004	-	23/23 a	W 20-7
10/7/2006	18/20	- h	W 27-23
10/6/2007	-	- a	L 26-28
10/8/2011	13/13	- h	W 21-16
11/3/2012	-	- a	W 33-13

1 – Baltimore, Md.

SERIES

Home: 9-1, Away: 6-5, Neutral: 0-0

MARYVILLE**SERIES TIED 0-0-1**

DATE	GT	OPP	RESULT
11/29/1906	-	- h	T 6-6

SERIES

Home: 0-0-1, Away: 0-0, Neutral: 0-0

MEMPHIS**GEORGIA TECH LEADS 2-1**

DATE	GT	OPP	RESULT
9/27/1980	-	- h	W 17-8
9/26/1981	-	- h	L 15-28
9/25/1982	-	- a	W 24-20

SERIES

Home: 1-1, Away: 1-0, Neutral: 0-0

MERCER**GEORGIA TECH LEADS 14-1-1**

DATE	GT	OPP	RESULT
11/5/1892	-	- a	L 6-12
11/11/1893	-	- h	W 10-6
10/31/1896	-	- a	W 6-4
11/21/1896	-	- h	T 12-12
11/19/1908	-	- a	W 16-6
11/13/1909	-	- h	W 35-0
10/15/1910	-	- h	W 46-0
10/21/1911	-	- h	W 17-0
10/26/1912	-	- a	W 16-6
10/18/1913	-	- h	W 33-0
10/10/1914	-	- h	W 105-0
10/2/1915	-	- h	W 52-0
9/30/1916	-	- h	W 61-0
10/2/1937	-	- h	W 28-0
10/1/1938	-	- h	W 19-0
9/10/2016	-	- h	W 35-10

SERIES

Home: 11-0-1, Away: 3-1, Neutral: 0-0

MIAMI (FLA.)**MIAMI LEADS 14-13**

DATE	GT	OPP	RESULT
9/17/1955	10	- h	W 14-6
9/26/1964	-	- h	W 20-0
11/10/1967	-	- a	L 7-49
9/27/1968	-	15 h	L 7-10
9/26/1970	19	- h	W 31-21
9/20/1975	-	- h	W 38-23
9/17/1977	-	- h	W 10-6
10/14/1978	-	- h	W 24-19
1/1/2000	17/15	23/23 n ¹	L 13-28
10/2/2004	-	4/4 h	L 3-27
11/19/2005	-	3/3 a	W 14-10
10/28/2006	21/21	- h	W 30-23
10/13/2007	-	- a	W 17-14
11/20/2008	-	23/rv h	W 41-23
9/17/2009 (TH)	14/13	22/20 a	L 17-33
11/13/2010	-	- h	L 10-35
10/22/2011	20/19	- a	L 7-24
9/22/2012	rv/rv	- h	Lot 36-42
10/5/2013	rv/rv	14/14 a	L 30-45
10/4/2014	-	- h	W 28-17
11/21/2015	-	- a	L 21-38
10/8/2016	-	14/14 h	L 21-35
10/14/2017	-	11/10 a	L 24-25
11/10/2018	-	- h	W 27-21
10/19/2019	-	- a	W ^{or} 28-21
11/6/2021	-	- a	L 30-33
11/12/22	-	- h	L 14-35

1 – Toyota Gator Bowl (Jacksonville, Fla.)

SERIES

Home: 10-6, Away: 3-7, Neutral: 0-1

MICHIGAN**MICHIGAN LEADS 1-0**

DATE	GT	OPP	RESULT
10/20/1934	-	- a	L 2-9

SERIES

Home: 0-0, Away: 0-1, Neutral: 0-0

**MICHIGAN STATE****GEORGIA TECH LEADS 3-0**

DATE	GT	OPP	RESULT
9/18/1971	-	18 h W	10-0
9/23/1972	-	18 a W	21-16
12/31/1985	-	n ¹ W	17-14

1 - All-American Bowl (Birmingham, Ala.)

SERIES

Home: 1-0, Away: 1-0, Neutral: 1-0

MISSOURI**SERIES TIED 1-1**

DATE	GT	OPP	RESULT
1/1/1940	16	6 n ¹ W	21-7
12/22/1962	-	n ² L	10-14

1 - Orange Bowl (Miami, Fla.)

2 - Bluebonnet Bowl (Houston, Texas)

SERIES

Home: 0-0, Away: 0-0, Neutral: 1-1

NEBRASKA**GEORGIA TECH LEADS 1-0**

DATE	GT	OPP	RESULT
1/1/1991	2/2	19/13 n ¹ W	45-21

1 - Florida Citrus Bowl (Orlando, Fla.)

SERIES

Home: 0-0, Away: 0-0, Neutral: 1-0

NEW MEXICO ST.**GEORGIA TECH LEADS 1-0**

DATE	GT	OPP	RESULT
9/12/1998	-	- h W	42-7

SERIES

Home: 1-0, Away: 0-0, Neutral: 0-0

MIDDLE TENN.**GEORGIA TECH LEADS 2-1**

DATE	GT	OPP	RESULT
10/16/2010	-	- h W	42-14
9/10/2011	-	- a W	49-21
9/29/2012	-	- h L	28-49

SERIES

Home: 1-1, Away: 1-0, Neutral: 0-0

MOONEY**GEORGIA TECH LEADS 3-0**

DATE	GT	OPP	RESULT
10/15/1904	-	- h W	51-0
10/10/1908	-	- h W	30-0
10/9/1909	-	- h W	35-6

SERIES

Home: 3-0, Away: 0-0, Neutral: 0-0

NORTH CAROLINA**GEORGIA TECH LEADS 32-22-3**

DATE	GT	OPP	RESULT
10/30/1915	-	- h W	23-3
10/21/1916	-	- h W	10-6
10/22/1927	-	- h W	13-0
10/27/1928	-	- a W	20-7
10/12/1929	-	- h L	7-18
11/1/1930	-	- a T	6-6
11/7/1931	-	- a T	19-19
10/22/1932	-	- a W	43-14
10/28/1933	-	- a W	10-6
11/3/1934	-	- h L	0-26
10/26/1935	-	- a L	0-19
9/25/1943	-	- h W	20-7
10/7/1944	10	- h W	28-0
9/29/1945	-	- a W	20-14
10/12/1974	-	- h W	29-28
10/4/1980	-	10 a L	0-33
10/3/1981	-	6 h L	7-28
10/2/1982	-	12 a L	0-41
10/1/1983	-	5 h L	21-38
11/10/1984	-	- a L	17-24
10/5/1985	-	- h W	31-0
10/4/1986	-	- a L	20-21
9/19/1987	-	- h L	23-30
10/22/1988	-	- a L	17-20
10/21/1989	-	- h W	17-14
10/20/1990	11/11	- a T	13-13
10/26/1991	-	- h W	35-14
10/24/1992	19/19	- a L	14-26
10/16/1993	-	14/13 h L	3-41
10/8/1994	-	14/14 a L	24-31
10/14/1995	-	- h W	27-25
10/21/1996	-	11/13 a L	0-16
10/30/1997	(TH)	5/5 h L	13-16
9/26/1998	-	- a W	43-21
10/9/1999	7/8	- h W	31-24
9/30/2000	-	- a W	42-28
11/1/2001	(TH)23/21	22/- h W	28-21
9/28/2002	-	- a W	21-13
11/15/2003	-	- h W	41-24
9/18/2004	-	- a L	13-34
9/10/2005	17/21	- h W	27-21
11/1/2006	19/18	- a W	7-0
11/17/2007	-	- h W	27-25
11/8/2008	22/20	19/19 a L	7-28

MINNESOTA**MINNESOTA LEADS 1-0**

DATE	GT	OPP	RESULT
12/26/2018	-	- n ¹ L	10-34

1 - Quick Lane Bowl (Detroit, Mich.)

SERIES

Home: 0-0, Away: 1-0, Neutral: 0-1

NASHVILLE**NASHVILLE LEADS 2-0**

DATE	GT	OPP	RESULT
11/11/1899	-	- h L	0-15
10/20/1900	-	- h L	0-23

SERIES

Home: 0-2, Away: 0-0, Neutral: 0-0

MISSISSIPPI**MISSISSIPPI LEADS 3-2**

DATE	GT	OPP	RESULT
10/12/1946	-	- h W	24-7
1/1/1953	2	7 n ¹ W	24-7
12/30/1971	-	17 n ² L	18-41
12/30/2013	-	n ³ L	17-25
9/17/2022	-	20/17 h L	0-42

1 - Sugar Bowl (New Orleans, La.)

2 - Peach Bowl (Atlanta, Ga.)

3 - Music City Bowl (Nashville, Tenn.)

SERIES

Home: 1-1, Away: 0-0, Neutral: 1-2

MISSISSIPPI ST.**GEORGIA TECH LEADS 5-0**

DATE	GT	OPP	RESULT
10/17/1908	-	- h W	23-0
10/5/1929	-	- h W	27-13
9/20/2008	-	- h W	38-7
10/3/2009	25/rv	- a W	42-31
12/31/2014	10/9	8/8 n ¹ W	49-34

1 - Capital One Orange Bowl (Miami Gardens, Fla.)

SERIES

Home: 3-0, Away: 1-0, Neutral: 1-0

NAVY**GEORGIA TECH LEADS 16-9**

DATE	GT	OPP	RESULT
10/21/1922	-	- a L	0-13
10/24/1942	6	- a W	21-0
10/23/1943	-	3 n ¹ L	14-28
10/21/1944	8	9 h W	17-15
10/20/1945	-	2 n ¹ L	6-20
11/9/1946	8	- h W	28-20
11/8/1947	6	- n ¹ W	16-14
10/9/1964	-	- n ² W	17-0
10/23/1965	-	- h W	37-16
11/9/1968	-	- h L	15-35
11/7/1970	-	- h W	30-8
11/6/1971	-	- h W	34-21
11/18/1972	-	- h W	30-7
11/17/1973	-	- n ² W	26-22
11/16/1974	-	- h W	22-0
11/15/1975	-	- h W	14-13
11/13/1976	-	- a L	28-34
11/12/1977	-	- a L	16-20
11/17/1979	-	- h W	24-14
11/15/1980	-	- h L	8-19
11/14/1981	-	- h L	14-20
11/23/1996	-	- h L	26-36
9/4/1999	10/11	- a W	49-14
9/16/2000	-	- h W	40-13
9/8/2001	10/13	- a W	70-7

1 - Baltimore, Md.

2 - Jacksonville, Fla.

SERIES

Home: 10-4, Away: 3-3, Neutral: 3-2



SERIES HISTORY

9/26/2009	-	22/18	h	W	24-7
9/18/2010	-	-	a	W	30-24
9/24/2011	25/24	rw/25	h	W	35-28
11/10/2012	-	-	a	W	68-50
9/21/2013	rw/rv	-	h	W	28-20
10/18/2014	-	-	a	L	43-48
10/3/2015	-/rv	-	h	L	31-38
11/5/2016	-	18/17	a	L	20-48
9/30/2017	-	-	h	W	33-7
11/3/2018	-	-	a	W	38-28
10/5/2019	-	-	h	L	22-38
9/25/2021	-	21/20	h ¹	W	45-22
11/20/22	-	13/11	a	W	21-17

1 - Mercedes-Benz Stadium (Atlanta, Ga.)

SERIES

Home: 20-9, Away: 12-13-3, Neutral: 0-0

NC STATE

GEORGIA TECH LEADS 20-11

DATE	GT	OPP	RESULT
11/10/1918	-	h	W 128-0
11/18/1922	-	h	W 17-0
10/8/1983	-	a	W 20-10
10/6/1984	12	h	L 22-27
9/14/1985	-	a	W 28-18
10/11/1986	-	h	W 59-21
10/3/1987	-	a	L 0-17
10/1/1988	-	h	L 6-14
9/9/1989	-	a	L 28-38
9/8/1990	-	h	W 21-13
10/5/1991	21/23	19/18	a L 21-28
10/3/1992	23/23	21/18	h W 16-13
10/23/1993	-	a	L 23-28
10/1/1994	-	22/20	a L 13-21
11/11/1995	-	h	W 27-19
9/7/1996	-	a	W 28-16
10/11/1997	25/-	h	W 27-17
10/10/1998	-	23/23	a W 47-24
10/30/1999	7/7	h	W 48-21
9/21/2000 (TH)	-	a	Lot 23-30
10/20/2001	23/25	-	h W 27-17
11/2/2002	-	8/10	a W 24-17
10/4/2003	-	h	W 29-21
11/6/2004	-	a	W 24-14
10/6/2005 (TH)24/23	-	h	L 14-17
11/4/2006	20/20	-	a W 31-23
9/25/2010	-	h	L 28-45
10/1/2011	21/21	-	a W 45-35
10/18/2014	-	a	W 56-23
11/21/2019 (TH)	-	h	W 28-26
12/5/2020	-	a	L 13-23

SERIES

Home: 11-4, Away: 9-7, Neutral: 0-0

NOTRE DAME

NOTRE DAME LEADS 30-6-1

DATE	GT	OPP	RESULT
10/28/1922	-	h	L 3-13
11/27/1923	-	a	L 7-35
11/1/1924	-	a	L 3-34
10/31/1925	-	h	L 0-13
10/30/1926	-	a	L 0-12
10/29/1927	-	a	L 7-26

10/20/1928	-	-	h	W	13-0
11/2/1929	-	-	h	L	6-26
10/8/1938	-	5	a	L	6-14
10/7/1939	-	2	a	L	14-17
10/12/1940	-	6	a	L	20-26
10/11/1941	-	8	h	L	0-20
10/3/1942	6	-	a	W	13-6
10/2/1943	-	1	a	L	13-55
11/25/1944	10	18	h	L	0-21
10/6/1945	-	3	h	L	7-40
10/24/1953	4	1	a	L	14-27
11/7/1959	19	-	a	W	14-10
11/18/1967	-	9	h	L	3-36
11/16/1968	-	9	a	L	6-34
11/15/1969	-	9	h	L	20-38
11/14/1970	-	1	a	L	7-10
9/9/1974	-	2	h	L	7-31
11/8/1975	-	12	a	L	3-24
11/6/1976	-	11	h	W	23-14
11/5/1977	-	5	a	L	14-69
11/18/1978	20	10	h	L	21-38
10/6/1979	-	10	a	L	13-21
11/8/1980	-	1	h	T	3-3
11/7/1981	-	-	a	L	3-35
9/6/1997	-	11/13	h	L	13-17
1/1/1999	12/12	17/18	n ¹	W	35-28
9/2/2006	-	2/73	h	L	10-14
9/1/2007	-	-	a	W	33-3
9/19/2015	14/16	8/10	a	L	22-30
10/31/2020	-	4/4	h	L	31-13
11/20/2021	-	6/6	a	L	0-55

1 - Gator Bowl (Jacksonville, Fla.)

SERIES

Home: 2-13-1, Away: 3-17, Neutral: 1-0

OGLETHORPE

GEORGIA TECH LEADS 8-1

DATE	GT	OPP	RESULT
10/2/1920	-	h	W 55-0
10/1/1921	-	h	W 41-0
9/30/1922	-	h	W 31-6
9/23/1923	-	h	W 28-13
9/27/1924	-	h	W 19-0
9/28/1925	-	h	W 13-7
9/25/1926	-	h	L 6-7
11/19/1927	-	h	W 19-7
11/3/1928	-	h	W 32-7

SERIES

Home: 8-1, Away: 0-0, Neutral: 0-0

PENN

PENN LEADS 2-1

DATE	GT	OPP	RESULT
10/6/1917	-	h	W 41-0
11/15/1930	-	a	L 7-34
11/14/1931	-	a	L 12-13

SERIES

Home: 1-0, Away: 0-2, Neutral: 0-0

PENN STATE

PENN STATE LEADS 4-3

DATE	GT	OPP	RESULT
10/29/1921	-	n ¹	L 7-28
11/10/1923	-	a	L 0-7
10/18/1924	-	h	W 15-13
10/10/1925	-	n ²	W 16-7
12/30/1961	13	17	n ³ L 15-30
11/12/1966	5	-	h W 21-0
8/28/1991	8/6	7/8	n ⁴ L 22-34

1 - Polo Grounds (N.Y.)

2 - Yankee Stadium

3 - Gator Bowl (Jacksonville, Fla.)

4 - Kickoff Classic (East Rutherford, N.J.)

SERIES

Home: 2-0, Away: 0-1, Neutral: 1-3

PITTSBURGH

PITTSBURGH LEADS 11-6

DATE	GT	OPP	RESULT
11/23/1918	-	a	L 0-32
10/25/1919	-	a	L 6-16
10/23/1920	-	a	L 3-10
1/2/1956	7	11	n ¹ W 7-0
12/29/1956	4	13	n ² W 21-14
9/21/1974	-	15	h L 17-27
9/18/1976	-	3	h L 14-42
11/2/2013	-	h	W 21-10
10/25/2014	-	a	W 56-28
10/17/2015	-	h	L 28-31
10/8/2016	-	a	L 34-37
9/23/2017	-	h	W 35-17
9/15/2018	-	a	L 19-24
11/2/2019	-	h	L 10-20
12/10/2020	-	h	L 34-20
10/2/2021	-	h	L 52-21
10/1/2022	-	24/24	a W 26-21

1 - Sugar Bowl (New Orleans, La.)

2 - Gator Bowl (Jacksonville, Fla.)

SERIES

Home: 2-6, Away: 2-5, Neutral: 2-0

PRESBYTERIAN

GEORGIA TECH LEADS 4-0

DATE	GT	OPP	RESULT
9/28/1935	-	h	W 33-0
9/26/1936	-	h	W 55-0
9/24/1937	-	h	W 59-0
9/8/2012	rv/rv	-	h W 59-3

SERIES

Home: 4-0, Away: 0-0, Neutral: 0-0

PURDUE

PURDUE LEADS 1-0

DATE	GT	OPP	RESULT
12/25/1978	-	7	n ¹ L 21-41

n1 - Peach Bowl

SERIES

Home: 0-0, Away: 0-0, Neutral: 0-1

RICE

GEORGIA TECH LEADS 2-0-1

DATE	GT	OPP	RESULT
9/24/1960	13	- a W	16-13
9/30/1961	-	- h W	24-0
9/30/1972	-	- h T	36-36

SERIES

Home: 1-0-1, Away: 1-0, Neutral: 0-0

RUTGERS

GEORGIA TECH LEADS 1-0

DATE	GT	OPP	RESULT
10/22/1921	-	- h W	48-14

SERIES

Home: 1-0, Away: 0-0, Neutral: 0-0

ST. ALBANS

ST. ALBANS LEADS 2-0

DATE	GT	OPP	RESULT
11/30/1893	-	- h L	0-6
11/8/1902	-	- h L	0-17

SERIES

Home: 0-2, Away: 0-0, Neutral: 0-0

ST. MARY'S

GEORGIA TECH LEADS 1-0

DATE	GT	OPP	RESULT
1/1/1947	11	- n ¹ W	41-19

1 - Oil Bowl (Houston, Texas)

SERIES

Home: 0-0, Away: 0-0, Neutral: 1-0

SAMFORD

GEORGIA TECH LEADS 8-0

DATE	GT	OPP	RESULT
10/31/1903	-	- a W	37-0
10/11/1911	-	- a W	28-0
10/14/1939	-	- h W	35-0
10/5/1940	-	- h W	27-0
10/13/1945	-	- h W	43-0
9/4/2004	-	- h W	28-7
9/9/2006	-	- h W	38-6
9/8/2007	-	- h W	69-14

SERIES

Home: 6-0, Away: 2-0, Neutral: 0-0

SAVANNAH A.A.

SAVANNAH A.A. LEADS 1-0

DATE	GT	OPP	RESULT
10/27/1894	-	- h L	0-8

SERIES

Home: 0-1, Away: 0-0, Neutral: 0-0

SEWANEES

SEWANEES LEADS 7-5-1

DATE	GT	OPP	RESULT
10/23/1899	-	- h L	0-30
10/29/1900	-	- h L	0-34
11/11/1905	-	- h T	18-18
10/20/1906	-	- h L	0-16
11/9/1907	-	- h L	0-18
11/14/1908	-	- h L	0-6
10/23/1909	-	- h L	0-15
11/11/1911	-	- h W	23-0
11/9/1912	-	- h L	0-7
11/1/1913	-	- h W	33-0
10/31/1914	-	- h W	20-0
10/5/1935	-	- h W	32-0
10/3/1936	-	- h W	58-0

SERIES

Home: 5-7-1, Away: 0-0, Neutral: 0-0

SOUTH CAROLINA

GEORGIA TECH LEADS 11-10

DATE	GT	OPP	RESULT
9/9/1901	-	- h W	13-0
11/26/1903	-	- h L	0-16
10/16/1909	-	- h W	59-0
10/3/1914	-	- h W	20-0
10/4/1930	-	- h W	45-0
10/3/1931	-	- h W	25-13
11/19/1949	-	- a L	13-3
9/30/1950	-	- h L	0-7
9/12/1970	-	17 h W	23-20
9/11/1971	17	- a L	7-24
9/16/1972	-	- a W	34-6
9/15/1973	-	- a L	28-41
9/14/1974	-	- h W	35-20
9/13/1975	-	- a L	17-23
9/11/1976	-	- h L	17-27
9/10/1977	-	- a L	0-17
10/7/1978	-	- h W	6-3
10/15/1988	-	8 a W	34-0
9/23/1989	-	- a L	10-21
9/29/1990	-	25- a W	27-6
10/19/1991	-	- a L	14-23

SERIES

Home: 8-3, Away: 3-7, Neutral: 0-0

S.C. STATE

GEORGIA TECH LEADS 1-0

DATE	GT	OPP	RESULT
9/4/2010	16/17	- h W	41-10

SERIES

Home: 1-0, Away: 0-0, Neutral: 0-0

USC

SERIES TIED 2-2

DATE	GT	OPP	RESULT
9/22/1961	-	9 a W	27-7
10/25/1969	-	7 a L	18-29

9/22/1973	-	1 h L	6-23
12/31/2012	-	n/v/n ¹ W	21-7

1 - El Paso, Texas (Hyundai Sun Bowl)

SERIES

Home: 0-1, Away: 1-1, Neutral: 1-0

SMU

GEORGIA TECH LEADS 8-2-1

DATE	GT	OPP	RESULT
9/23/1950	-	10 a L	13-33
9/22/1951	-	- h W	21-7
10/4/1952	6	- a W	20-7
10/3/1953	9	- h W	6-4
10/2/1954	-	- a W	10-7
10/1/1955	3	- h W	20-7
9/29/1956	2	5 a W	9-7
9/28/1957	3	15 h T	0-0
10/25/1958	17	- a L	0-20
9/26/1959	16	6 h W	16-12
9/20/1969	-	- h W	24-21

SERIES

Home: 5-0-1, Away: 3-2, Neutral: 0-0

STANFORD

GEORGIA TECH LEADS 2-0

DATE	GT	OPP	RESULT
12/25/1991	-	17/17 n ¹ W	18-17
12/27/2001	-	11/11 n ² W	24-14

 1 - Aloha Bowl (Honolulu, Hawaii)
 2 - Seattle Bowl (Seattle, Wash.)

SERIES

Home: 0-0, Away: 0-0, Neutral: 2-0

SYRACUSE

GEORGIA TECH LEADS 3-1

DATE	GT	OPP	RESULT
8/26/2001	10/13	- n ¹ W	13-7
12/21/2004	-	- n ² W	51-14
10/19/2013	-	- h W	56-0
9/26/2020	-	- a L	20-37

 1 - Kickoff Classic (E. Rutherford, N.J.)
 2 - Champs Sports Bowl (Orlando, Fla.)

SERIES

Home: 1-0, Away: 0-1, Neutral: 2-0

TEMPLE

TEMPLE LEADS 1-0

DATE	GT	OPP	RESULT
9/29/2019	-	- a L	24-2

SERIES

Home: 0-0, Away: 1-0, Neutral: 0-0

TENNESSEE

TENNESSEE LEADS 25-17-2

DATE	GT	OPP	RESULT
11/22/1902	-	-	h L 6-10
11/21/1903	-	-	a L 0-11
10/22/1904	-	-	h W 2-0
11/4/1905	-	-	h W 45-0
10/19/1907	-	-	h W 6-4
10/31/1908	-	-	h L 5-6
10/30/1909	-	-	a W 29-0
10/14/1911	-	-	h W 24-0
9/28/1946	-	8	a L 9-13
9/27/1947	4	-	h W 27-0
11/6/1948	6	-	h L 6-13
11/5/1949	-	14	h W 30-13
11/6/1954	-	-	h W 28-7
11/5/1955	8	-	h T 7-7
11/10/1956	2	3	h L 0-6
11/9/1957	18	9	a L 6-21
10/11/1958	-	-	h W 21-7
10/10/1959	3	8	a W 14-7
11/5/1960	-	8	h W 14-7
11/11/1961	9	-	a L 6-10
10/13/1962	11	-	h W 17-0
10/12/1963	-	-	a W 23-7
11/7/1964	7	-	h L 14-22
11/6/1965	-	-	a L 7-21
10/8/1966	9	8	h W 6-3
10/14/1967	-	-	a L 13-24
10/12/1968	-	10	h L 7-24
10/11/1969	-	10	a L 8-26
10/10/1970	13	20	h L 6-17
10/9/1971	-	13	a L 6-10
9/9/1972	-	15	h L 3-34
10/13/1973	-	8	a L 14-20
10/9/1976	-	-	h L 7-42
10/8/1977	-	-	a W 24-8
10/13/1979	-	-	a L 0-31
10/11/1980	-	-	h L 10-23
10/10/1981	-	-	a L 7-10
10/23/1982	-	-	h W 31-21
10/22/1983	-	-	a L 3-37
10/27/1984	-	-	h L 21-24
10/26/1985	-	16	a T 6-6
10/25/1986	-	-	h W 14-13
10/24/1987	-	13	a L 15-29
9/4/2017 (MO)	-	25/24	n ¹ L 20T 41-42

1 - Chick-fil-A Kickoff (Atlanta, Ga.)

SERIES

Home: 13-11-1, Away: 4-13-1, Neutral: 0-1

TEXAS

TEXAS LEADS 1-0

DATE	GT	OPP	RESULT
1/1/1943	5	11	n ¹ L 7-14

1 - Cotton Bowl (Dallas, Texas)

SERIES

Home: 0-0, Away: 0-0, Neutral: 0-1

TEXAS A&M

SERIES TIED 1-1

DATE	GT	OPP	RESULT
9/25/1965	-	-	h L 10-14
9/17/1966	-	-	h W 38-3

SERIES

Home: 1-1, Away: 0-0, Neutral: 0-0

TCU

GEORGIA TECH LEADS 2-0

DATE	GT	OPP	RESULT
9/30/1967	-	-	h W 24-7
9/21/1968	-	-	h W 17-7

SERIES

Home: 2-0, Away: 0-0, Neutral: 0-0

TEXAS TECH

GEORGIA TECH LEADS 2-0

DATE	GT	OPP	RESULT
1/1/1966	-	10	n ¹ W 31-21
12/19/1970	13	19	n ² W 17-9

1 - Gator Bowl (Jacksonville, Fla.)

2 - Sun Bowl (El Paso, Texas)

SERIES

Home: 0-0, Away: 0-0, Neutral: 2-0

TRANSYLVANIA

GEORGIA TECH LEADS 1-0

DATE	GT	OPP	RESULT
10/16/1915	-	-	h W 67-0

SERIES

Home: 1-0, Away: 0-0, Neutral: 0-0

TROY

GEORGIA TECH LEADS 1-0

DATE	GT	OPP	RESULT
9/16/2006	-	-	h W 35-20

SERIES

Home: 1-0, Away: 0-0, Neutral: 0-0

TULANE

GEORGIA TECH LEADS 37-13

DATE	GT	OPP	RESULT
11/4/1916	-	-	h W 45-0
11/10/1917	-	-	a W 48-0
10/9/1926	-	-	h W 9-6
10/8/1927	-	-	h W 13-6
10/13/1928	-	-	a W 12-0
10/26/1929	-	-	a L 14-20
10/25/1930	-	-	h L 0-28
10/24/1931	-	-	a L 0-33
11/5/1932	-	-	h L 14-20
10/21/1933	-	-	h L 0-7

10/27/1934	-	-	a L 12-20
11/13/1943	19	-	a W 33-0
11/11/1944	13	-	h W 34-7
11/10/1945	-	-	a W 41-7
11/16/1946	7	-	h W 35-7
10/4/1947	4	-	a W 20-6
10/2/1948	6	-	h W 13-7
10/1/1949	-	4	a L 0-18
10/11/1952	5	-	h W 14-0
10/10/1953	10	-	a W 27-13
9/18/1954	7	-	h W 28-0
10/27/1956	3	15	h W 40-0
10/26/1957	-	-	a W 20-13
10/4/1958	-	-	h W 14-0
10/24/1959	9	-	a W 21-13
10/22/1960	-	-	h W 14-6
10/28/1961	9	-	a W 35-0
10/27/1962	-	-	h W 42-12
10/28/1963	-	-	a W 17-3
10/24/1964	-	-	h W 7-6
10/9/1965	-	-	a W 13-10
10/22/1966	6	-	h W 35-17
10/28/1967	-	-	a L 12-23
10/26/1968	-	-	h W 23-19
11/8/1969	-	-	a L 7-14
10/24/1970	-	-	h W 20-6
10/23/1971	-	-	a W 24-16
10/28/1972	-	-	h W 21-7
10/27/1973	-	-	a L 14-23
10/26/1974	-	18	h W 27-7
10/25/1975	-	-	a W 23-0
10/23/1976	-	-	h W 28-16
10/22/1977	-	-	a W 38-14
9/23/1978	-	-	h W 27-17
10/27/1979	-	-	a L 7-12
10/25/1980	-	-	h L 14-31
10/24/1981	-	-	a L 10-27
10/9/1982	-	-	a W 19-13
9/6/2014	-	-	a W 38-21
9/12/2015	15/16	-	h W 65-10

SERIES

Home: 21-4, Away: 16-9, Neutral: 0-0

TULSA

GEORGIA TECH LEADS 2-1

DATE	GT	OPP	RESULT
1/1/1944	13	15	n ¹ W 20-18
1/1/1945	13	-	n ² L 12-26
1/4/2004	-	-	n ³ W 52-10

1 - Sugar Bowl (New Orleans, La.)

2 - Orange Bowl (Miami, Fla.)

3 - Humanitarian Bowl (Boise, Idaho)

SERIES

Home: 0-0, Away: 0-0, Neutral: 2-1



UCF

GEORGIA TECH LEADS 3-2

DATE	GT	OPP	RESULT
10/26/1996	-	h W	27-20
9/18/1999	12/13	- h W	41-10
9/2/2000	-	h W	21-17
9/19/2020	- 14/14	h L	49-21
9/24/2022	-	a L	10-27

SERIES

Home: 3-1, Away: 0-1, Neutral: 0-0

USF

SERIES IS TIED 1-1

DATE	GT	OPP	RESULT
9/8/2018	-	a L	38-49
9/7/2019	-	h W	14-10

SERIES

Home: 1-0, Away: 0-1, Neutral: 0-0

UTAH

UTAH LEADS 2-0

DATE	GT	OPP	RESULT
12/29/2005	24/24	- n ¹ L	10-38
12/31/2011	-	- n ² LoT	27-30

1 - Emerald Bowl (San Francisco, Calif)
2 - Sun Bowl (El Paso, Texas)

SERIES

Home: 0-0, Away: 0-0, Neutral: 0-2

VANDERBILT

GEORGIA TECH LEADS 20-15-3

DATE	GT	OPP	RESULT
11/19/1892	-	h L	10-20
11/17/1906	-	h L	6-37
11/16/1907	-	h L	0-54
11/12/1910	-	h L	0-23
11/3/1917	-	h W	83-0
10/18/1919	-	h W	20-0
10/16/1920	-	a W	44-0
11/15/1924	-	h L	0-3
11/7/1925	-	h W	7-0
11/6/1926	-	h L	7-13
11/5/1927	-	a T	0-0
11/10/1928	-	h W	19-7
11/9/1929	-	h L	7-23
11/8/1930	-	h L	0-6
10/31/1931	-	h L	7-49
10/29/1932	-	a L	0-12
11/4/1933	-	a L	6-9
10/6/1934	-	h L	12-27
11/2/1935	-	h L	13-14
10/24/1936	-	a T	0-0
10/30/1937	-	h W	14-0
10/29/1938	-	a L	7-13
10/21/1939	-	h W	14-6
10/19/1940	-	h W	19-0
10/18/1941	- 18	a L	7-14
9/25/1948	6	- a W	13-0
9/24/1949	-	h W	12-7

10/27/1951	3	- a W	8-7
10/25/1952	5	- h W	30-0
10/31/1953	8	- a W	43-0
9/19/1964	-	- h W	14-2
9/18/1965	-	- a T	10-10
9/24/1966	-	- h W	42-0
9/23/1967	-	- a W	17-10
8/31/2002	-	- h W	45-3
9/27/2003	-	- a WoT	24-17
10/31/2009	11/11	- a W	56-31
9/17/2016	-	- h W	38-7

SERIES

Home: 13-11, Away: 7-4-3, Neutral: 0-0

VIRGINIA

VIRGINIA LEADS 22-21-1

DATE	GT	OPP	RESULT
11/13/1965	-	h W	42-19
11/5/1966	5	- h W	14-13
10/5/1974	-	h W	28-24
10/2/1976	-	h W	35-14
11/6/1982	-	h W	38-32
11/3/1983 (TH)	-	h W	31-27
10/13/1984	20	- a T	20-20
9/21/1985	-	h L	13-24
9/20/1986	-	- a W	28-14
11/7/1987	-	h L	14-23
9/17/1988	-	- a L	16-17
9/16/1989	-	h L	10-17
11/3/1990	16/14	1/1 a W	41-38
9/19/1991 (TH)	17/19	- h W	24-21
9/19/1992	22/20	20/19 a L	24-55
9/16/1993 (TH)	-	- 25/23 h L	14-35
10/15/1994	-	h L	7-24
9/16/1995	-	- 16/17 a L	14-41
10/5/1996	-	- 12/11 h W	13-7
11/8/1997	-	- a L	31-35
10/17/1998	25/25	7/6 h W	41-38
11/6/1999	7/7	- a L	38-45
11/9/2000 (TH)	24/-	- h W	35-0
11/10/2001	20/17	- a L	38-39
10/26/2002	-	- h W	23-15
11/22/2003	-	- a L	17-29
11/20/2004	-	- 18/18 h L	10-30
11/12/2005	24/24	- a L	17-27
9/21/2006 (TH)	-	- h W	24-7
9/22/2007	-	- a L	23-28
10/25/2008	21/21	- h L	17-24
10/24/2009	11/13	- a W	34-9
10/9/2010	-	- h W	33-21
10/15/2011	12/12	- a L	21-24
9/15/2012	rv/rv	-/rv h W	56-20
10/26/2013	-	- a W	35-25
11/1/2014	-	- h W	35-10
10/31/2015	-	- a L	21-27
11/19/2016	-	- h W	31-17
11/4/2017	-	- a L	36-40
11/17/2018	-	- h WoT	30-27
11/9/2019	-	- rv/rv a L	33-28
10/23/2021	-	- a L	40-48
10/23/2021 (TH)	-	- h L	9-16

SERIES

Home: 17-8, Away: 4-14-1, Neutral: 0-0

VMI

GEORGIA TECH LEADS 14-1

DATE	GT	OPP	RESULT
10/24/1914	-	h W	28-7
10/6/1923	-	h W	10-7
10/4/1924	-	h W	3-0
10/3/1925	-	h W	33-0
10/2/1926	-	h W	13-0
10/1/1927	-	h W	7-0
10/6/1928	-	h W	13-0
10/5/1946	-	h W	32-6
10/11/1947	4	- h W	20-0
11/11/1950	-	h L	13-14
11/10/1951	8	- h W	34-7
11/10/1973	-	h W	36-7
10/11/1975	-	h W	38-10
11/8/1986	-	h W	52-6
11/5/1988	-	h W	34-7

SERIES

Home: 14-1, Away: 0-0, Neutral: 0-0

VIRGINIA TECH

VIRGINIA TECH LEADS 11-8

DATE	GT	OPP	RESULT
11/10/1990	7/7	- h W	6-3
8/27/2000	-	-	Canceled (weather)
10/28/2004 (TH)	-	- 22/22 h L	20-34
9/24/2005	-	- 4/4 a L	7-51
9/30/2006	24/-	11/10 a W	38-27
11/1/2007 (TH)	-	- 11/13 h L	3-27
9/13/2008	-	- a L	17-20
10/17/2009	19/20	4/4 h W	28-23
11/4/2010 (TH)	-	- 20/20 a L	21-28
11/10/2011 (TH)	20/19	9 h L	26-37
9/3/2012 (MON)	rv/rv	16/20 a LoT	17-20
9/26/2013 (TH)	rv/rv	- h L	10-17
9/20/2014	-	- a W	27-24
11/12/2015	-	- h L	21-23
11/12/2016	-	- 18/22 a W	30-20
11/11/2017	-	- 17/17 h W	28-22
10/25/2018	-	- a W	49-28
11/16/2019	-	- rv/rv h L	0-45
10/30/2021	-	- h L	17-26
11/5/2022	-	- a W	28-27

SERIES

Home: 3-7, Away: 4-4, Neutral: 0-0

WASHINGTON & LEE

GEORGIA TECH LEADS 4-1-1

DATE	GT	OPP	RESULT
10/28/1916	-	h T	7-7
10/20/1917	-	h W	63-0
11/8/1919	-	h L	0-3
10/23/1926	-	h W	19-7
10/9/1948	6	- h W	27-0
10/8/1949	-	h W	36-0

SERIES

Home: 4-1-1, Away: 0-0, Neutral: 0-0



WAKE FOREST

GEORGIA TECH LEADS 23-8

DATE	GT	OPP	RESULT
9/29/1917	-	-	h W 33-0
10/4/1919	-	-	h W 14-0
9/25/1920	-	-	h W 44-0
9/24/1921	-	-	h W 42-0
11/13/1982	-	-	a W 45-7
11/12/1983	-	-	h W 49-33
11/17/1984	-	-	a W 24-7
11/16/1985	-	-	h W 41-10
11/22/1986	-	-	a L 21-24
11/21/1987	-	-	h L 6-33
11/12/1988	-	-	a L 24-28
11/18/1989	-	-	h W 43-14
11/17/1990	4/5	-	a W 42-7
11/16/1991	-	-	h W 27-3
11/14/1992	-	-	h L 10-23
11/13/1993	-	-	a W 38-28
11/19/1994	-	-	h L 13-20
11/4/1995	-	-	a W 24-23
9/14/1996	-	-	h W 30-10
9/20/1997	-	-	a W 28-26
11/21/1998	21/21	-	h W 63-35
11/20/1999	14/12	-	a L 23-26
10/14/2000	-	-	h W 52-20
11/17/2001	-/23	-	a W 38-33
10/5/2002	-	-	h L 21-24
10/11/2003	-	-	a W 24-7
11/5/2004	-	-	h W 30-17
12/2/2006	23/22	16/16	n ¹ L 6-9
11/7/2009	10/11	-	h W ^{or} 30-27
10/2/2010	-	-	a W 24-20
10/21/2017	-	-	h W 38-24

1 – ACC Championship Game (Jacksonville, Fla.)

SERIES

Home: 14-4, Away: 9-3, Neutral: 0-1

W. CAROLINA

GEORGIA TECH LEADS 6-0

DATE	GT	OPP	RESULT
10/12/1985	-	-	h W 24-17
11/4/1989	-	-	h W 34-7
9/12/1992	24/24	-	h W 37-19
9/10/1994	-	-	h W 45-26
9/1/2011	-	-	h W 63-21
9/10/2022	-	-	h W 35-17

SERIES

Home: 6-0, Away: 0-0, Neutral: 0-0

WEST VIRGINIA

GEORGIA TECH LEADS 2-1

DATE	GT	OPP	RESULT
1/1/1954	8	10	n ¹ W 42-19
12/29/1997	-	-	n ³ W 35-30
1/1/2007	-/25	13/12	n ³ L 35-38
1 – Sugar Bowl (New Orleans, La.)			
2 – Carquest Bowl (Miami Gardens, Fla.)			
3 – Gator Bowl (Jacksonville, Fla.)			

SERIES

Home: 0-0, Away: 0-0, Neutral: 2-1

WILLIAM & MARY

GEORGIA TECH LEADS 1-0

DATE	GT	OPP	RESULT
9/29/1979	-	-	h W 33-7

SERIES

Home: 1-0, Away: 0-0, Neutral: 0-0

WOFFORD

GEORGIA TECH LEADS 2-0

DATE	GT	OPP	RESULT
10/18/1901	-	-	n ¹ W 33-0
8/30/2014	-	-	h W 38-19
1 – Augusta, Ga.			

SERIES

Home: 1-0, Away: 0-0, Neutral: 1-0



ACC	W	L	T	CONFERENCE USA	W	L	T	PAC-12	W	L	T
Boston College	7	3	0	Charlotte	0	0	0	Arizona	0	2	0
Clemson	50	35	2	Florida Atlantic	0	0	0	Arizona State	0	0	0
Duke	54	35	1	FIU	0	0	0	California	3	4	0
Florida State	13	15	1	Louisiana Tech	0	0	0	Colorado	0	0	0
Louisville	2	0	0	Marshall	0	0	0	Oregon	0	0	0
Miami	13	14	0	Middle Tennessee	2	1	0	Oregon State	0	0	0
North Carolina	32	22	3	North Texas	0	0	0	Stanford	2	0	0
NC State	20	11	0	Old Dominion	0	0	0	Southern California	2	2	0
Pittsburgh	6	11	0	Rice	2	0	1	UCLA	0	0	0
Syracuse	3	1	0	Southern Miss	0	0	0	Utah	0	2	0
Virginia	21	22	1	UAB	0	0	0	Washington	0	0	0
Virginia Tech	8	11	0	UTEP	0	0	0	Washington State	0	0	0
Wake Forest	23	8	0	UTSA	0	0	0	TOTAL	7	10	0
TOTAL	252	188	8	Western Kentucky	0	0	0	TOTAL	7	10	0
AMERICAN	W	L	T	INDEPENDENTS	W	L	T	SEC	W	L	T
Cincinnati	0	0	0	Army	3	1	0	Alabama	21	28	3
Connecticut	3	0	0	BYU	1	3	0	Arkansas	1	1	0
East Carolina	0	0	0	Notre Dame	6	29	1	Auburn	41	47	4
Houston	0	0	0	UMass	0	0	0	Florida	24	9	6
Memphis	2	1	0	TOTAL	10	33	1	Georgia	41	70	5
Navy	16	9	0	Central Michigan	0	0	0	Kentucky	12	7	1
SMU	8	2	1	Eastern Michigan	0	0	0	LSU	12	7	0
Temple	0	1	0	Kent State	0	0	0	Mississippi	2	3	0
Tulane	37	13	0	Miami (Ohio)	0	0	0	Mississippi State	5	0	0
Tulsa	2	1	0	Northern Illinois	0	0	0	Missouri	1	1	0
UCF	3	2	0	Ohio	0	0	0	South Carolina	11	10	0
USF	1	1	0	Toledo	0	0	0	Tennessee	17	25	2
TOTAL	72	30	1	Western Michigan	0	0	0	Texas A&M	1	1	0
BIG TEN	W	L	T	TOTAL	10	33	1	Vanderbilt	20	15	3
Illinois	0	0	0	Central Michigan	0	0	0	TOTAL	209	224	24
Indiana	0	0	0	Eastern Michigan	0	0	0	SUN BELT	W	L	T
Iowa	0	1	0	Miami (Ohio)	0	0	0	Appalachian State	0	0	0
Maryland	15	6	0	Northern Illinois	0	0	0	Arkansas State	0	0	0
Michigan	0	1	0	Ohio	0	0	0	Coastal Carolina	0	0	0
Michigan State	3	0	0	Toledo	0	0	0	Georgia Southern	2	0	0
Minnesota	0	1	0	Western Michigan	0	0	0	Georgia State	0	0	0
Nebraska	1	0	0	TOTAL	1	0	0	Idaho	0	0	0
Northwestern	0	0	0	MOUNTAIN WEST	W	L	T	Louisiana-Lafayette	0	0	0
Ohio State	0	0	0	Air Force	3	1	0	New Mexico State	1	0	0
Penn State	3	4	0	Boise State	0	0	0	South Alabama	0	0	0
Purdue	0	1	0	Colorado State	0	0	0	Texas State	0	0	0
Rutgers	1	0	0	Fresno State	0	2	0	Troy	1	0	0
Wisconsin	0	0	0	Hawai'i	0	0	0	ULM	0	0	0
TOTAL	23	14	0	Nevada	0	0	0	TOTAL	3	0	0
BIG 12	W	L	T	New Mexico	0	0	0				
Baylor	3	1	0	San Diego State	0	0	0				
Iowa State	1	0	0	San Jose State	0	0	0				
Kansas	2	1	0	UNLV	0	0	0				
Kansas State	0	0	0	Utah State	0	0	0				
Oklahoma	0	0	0	Wyoming	0	0	0				
Oklahoma State	0	0	0	TOTAL	3	3	0				
TCU	2	0	0								
Texas	0	1	0								
Texas Tech	2	0	0								
West Virginia	2	1	0								
TOTAL	12	4	0								



1978		1998			2005			2011			
	AP	AP	CP	BCS	AP	CP	BCS	AP	CP	BCS	
Nov. 13	20	Oct. 12	25		Sept. 6	17		Sept. 18	25	24	
		Oct. 19	20		Sept. 11	16		Sept. 25	21	21	
1984		Oct. 26	23	17	Sept. 18	15		Oct. 2	13	13	
	AP	Nov. 2	23		Sept. 25	25	24	Oct. 9	12	12	
Sept. 26	18	Nov. 9	22		Nov. 6	24	23	Oct. 16	20	19	22
Oct. 2	12	Nov. 16	21	22	Nov. 20	20	21	Oct. 30	22	23	23
Oct. 10	20	Nov. 23	17	19	Nov. 27	24	24	Nov. 6	20	19	21
		Nov. 30	12	12	Dec. 4	24	24	Nov. 20	25	21	23
		Dec. 7	12	14							
1985		FINAL	9		2006			2014			
	AP					AP	CP	BCS	AP	CP	CFP
FINAL	19	1999			Sept. 24	24		Oct. 5	22	23	
		AP	CP	BCS	Oct. 1	18		Nov. 2	-	-	24
1990		Preseason	11		Oct. 8	13		Nov. 9	24	23	22
	AP	UPI			Oct. 15	13	19	Nov. 16	17	16	18
Oct. 2	23	Aug. 28	10		Oct. 22	21	24	Nov. 23	16	15	16
Oct. 9	18	Sept. 6	10		Oct. 29	20	20	Nov. 30	12	12	11
Oct. 16	11	Sept. 13	12		Nov. 5	19	18	Dec. 7	10	9	12
Oct. 23	16	Sept. 20	10		Nov. 12	18	18	FINAL	8	7	
Oct. 30	16	Sept. 27	9		Nov. 19	16	16				
Nov. 6	7	Oct. 3	7		Nov. 26	23	22				
Nov. 13	.4	Oct. 10	8					2015			
Nov. 20	3	Oct. 17	8						AP	CP	CFP
Nov. 27	2	Oct. 24	7		2007			Preseason	16	17	
Dec. 4	2	Nov. 1	7			AP	CP	BCS	Sept. 4	15	16
FINAL	2	Nov. 8	13		Sept. 4	21	21	Sept. 13	14	16	
	1	Nov. 15	14		Sept. 9	15	15	Sept. 20	20	20	
		Nov. 22	20								
1991		Nov. 29	17		2008						
	AP	CP				AP	CP	BCS			
Preseason	8				Oct. 19	21	21	18			
Sept. 3	17	FINAL	17		Nov. 2	22	20	20			
Sept. 10	17				Nov. 23	18	23	22			
Sept. 17	17	2000			Nov. 30	15	16	15			
Sept. 23	19	AP	CP	BCS	Dec. 7	14	15	14			
Sept. 30	21	Oct. 29	25		FINAL	22	22				
		Nov. 5	24								
1992		Nov. 12	20	22							
	AP	CP									
Preseason	23				Nov. 19	18					
Sept. 1	24				Nov. 26	17					
Sept. 8	24				Dec. 3	15					
Sept. 15	22	FINAL	17								
Sept. 29	23				2001						
Oct. 6	17				AP	CP	BCS				
Oct. 13	16	Preseason	10		Preseason	10					
Oct. 20	19	Aug. 26	11		Aug. 26	11					
		Sept. 3	10		Sept. 3	10					
1996		Sept. 9	10		Sept. 9	10					
	AP	CP			Sept. 16	*NP					
Oct. 7	23				Sept. 23	9					
Oct. 14	22	FINAL	17		Sept. 30	17					
					Oct. 7	15					
1997					Oct. 14	23					
	AP	CP			Oct. 21	21					
Oct. 6	25				Oct. 28	23					
Oct. 13	21				Nov. 4	20					
FINAL	25	FINAL	24		Nov. 18	21					
					2010						
						AP	CP	BCS			
					Preseason	16	17				
					Sept. 7	15	17				

*NP=no poll published the week after Sept. 11, 2001



GEORGIA TECH IN FINAL POLLS

YEAR	REC	AP	C	BCS/CFP
1939	8-2	16	-	
1942	9-2	5	-	
1943	8-3	13	-	
1944	8-3	13	-	
1946	9-2	11	-	
1947	10-1	10	-	
1951	11-0-1	5	5	
1952*	12-0	2	2	
1953	9-2-1	8	9	
1954	8-3	-	13	
1955	9-1-1	7	7	
1956	10-1	4	4	
1961	7-4	13	13	
1962	7-3-1	-	11	
1966	9-2	8	8	
1970	9-3	13	17	
1972	7-4-1	20	-	
1985	9-2-1	19	18	
1990	11-0-1	2	1	
1997	7-5	25	-	
1998	10-2	9	11	-
1999	8-4	21	20	-
2000	9-3	17	19	-
2001	8-5	24	-	-
2008	9-4	22	22	-
2009	11-3	13	13	9
2014	11-3	8	7	12

* — No. 1 by International News Service
C — Coaches' poll: Released by UPI through 1990, then by USA TODAY beginning in 1991
BCS/CFP — BCS rankings were released from 1998-2013; College Football Playoff rankings began in 2014.

GEORGIA TECH IN AP TOP 25

Last time ranked in AP Top 25:
 Sept. 26, 2015
Last time ranked in AP Top 10:
 Jan. 13, 2015
Weeks ranked in AP poll 307
Weeks ranked in Top 10 146
Weeks ranked in Top 5 58
Highest AP Ranking No. 2 (13 times)

GEORGIA TECH VS. AP TOP 25

Overall.....	95-181-6				
Home.....	50-82-4				
Away.....	28-90-2				
Neutral Sites.....	17-13-0				
	ALL	H	A	N	BOWL
vs. ACC	32-51	19-22	12-27	1-2	0-0
vs. No. 1	2-11-1	1-3-1	1-8	0-1	0-0
vs. No. 2	0-10-1	0-5-1	0-4	0-1	0-0
vs. No. 3	1-11	0-6	1-5	0-0	0-0
vs. No. 4	3-11	2-7	1-4	0-0	0-0
vs. No. 5	3-13	1-2	2-5	0-0	0-0
vs. No. 6	5-8	3-4	1-4	1-0	1-0
vs. No. 7	3-14	2-5	0-7	1-2	1-1
vs. No. 8	5-10	3-4	1-6	1-0	1-0
vs. No. 9	7-11	4-3	1-6	1-1	1-1
vs. No. 10	4-10	0-4	1-5	3-1	3-1
vs. No. 11	4-8	1-2	1-5	2-1	2-1
vs. No. 12	5-6	2-2	2-4	1-0	1-0
vs. No. 13	6-7	2-2	3-3	1-2	1-1
vs. No. 14	2-12	1-7	1-5	0-0	0-0
vs. No. 15	4-6-2	3-5-1	0-1-1	1-0	1-0
vs. No. 16	5-5-2	4-0-1	1-4-1	0-1	0-0
vs. No. 17	10-5	7-2	1-1	2-2	2-2
vs. No. 18	7-7	4-3	3-	0-0	0-0
vs. No. 19	7-3	2-1	3-2	2-0	2-0
vs. No. 20	4-8	3-5	1-3	0-0	0-0
vs. No. 21	2-1	2-1	0-0	0-0	0-0
vs. No. 22	2-4	2-2	0-2	0-0	0-0
vs. No. 23	3-1	1-0	2-0	0-1	0-1
vs. No. 24	1-0	0-0	1-0	0-0	0-0
vs. No. 25	2-5	1-2	0-1	1-2	0-0

GEORGIA TECH VS. AP TOP 10

Last win vs. Top 10 team
 Oct. 24, 2015
Last home win vs. Top 10 team
 Oct. 24, 2015
Last road win vs. Top 10 team
 Nov. 29, 2014
Last bowl win vs. Top 10 team
 Dec. 31, 2014
Last ACC win vs. Top 10 team
 Oct. 24, 2015
Longest win streak vs. Top 10
 6 (1959-62)
Longest losing streak vs. Top 10
 25 (1966-80)
Most Common Top 10 Opponent
 Georgia, 18

DATE	OPPONENT	RESULT
Nov. 14, 1936	4 Alabama	L, 16-20
Nov. 13, 1937	at 3 Alabama	L, 0-7
Jan. 1, 1940	vs. 6 Missouri	W, 21-7
Nov. 1, 1941	4 Duke	L, 0-14
Nov. 15, 1941	at 9 Alabama	L, 0-20
Nov. 14, 1942	5 Alabama	W, 7-0
Nov. 28, 1942	at 5 Georgia	L, 0-34
Oct. 23, 1943	at 3 Navy	L, 14-28
Oct. 30, 1943	8 Duke	L, 7-14
Oct. 21, 1944	9 Navy	W, 17-15
Oct. 20, 1945	at 2 Navy	L, 6-20
Nov. 30, 1946	at 3 Georgia	L, 7-35
Nov. 1, 1947	9 Duke	W, 7-0
Oct. 28, 1950	4 Kentucky	L, 14-28

Jan. 1, 1952	vs. 9 Baylor	W, 17-14
Nov. 1, 1952	at 6 Duke	W, 28-7
Jan. 1, 1953	vs. 7 Ole Miss	W, 24-7
Oct. 24, 1953	at 1 Notre Dame	L, 14-27
Jan. 1, 1954	vs. 10 W. Virginia	W, 42-19
Jan. 1, 1955	vs. 10 Arkansas	W, 14-6
Sept. 29, 1956	at 5 SMU	W, 9-7
Nov. 10, 1956	3 Tennessee	L, 0-6
Oct. 19, 1957	9 Auburn	L, 0-3
Nov. 2, 1957	7 Duke	W, 13-0
Nov. 9, 1957	at 9 Tennessee	L, 6-21
Oct. 18, 1958	2 Auburn	T, 7-7
Sept. 26, 1959	6 SMU	W, 16-12
Oct. 3, 1959	6 Clemson	W, 16-6
Oct. 10, 1959	at 8 Tennessee	W, 14-7
Nov. 5, 1960	8 Tennessee	W, 14-7
Sept. 22, 1961	at 9 USC	W, 27-7
Nov. 17, 1962	1 Alabama	W, 7-6
Nov. 16, 1963	at 7 Alabama	L, 11-27
Nov. 14, 1964	2 Alabama	L, 7-24
Jan. 1, 1966	vs. 10 Texas Tech	W, 31-21
Oct. 8, 1966	8 Tennessee	W, 6-3
Nov. 26, 1966	at 7 Georgia	L, 14-23
Nov. 18, 1967	9 Notre Dame	L, 3-36
Oct. 12, 1968	10 Tennessee	L, 7-24
Nov. 16, 1968	at 9 Notre Dame	L, 6-34
Nov. 30, 1968	at 4 Georgia	L, 8-47
Oct. 1, 1969	at 10 Tennessee	L, 8-26
Oct. 25, 1969	at 7 USC	L, 18-29
Nov. 15, 1969	9 Notre Dame	L, 20-38
Oct. 17, 1970	at 8 Auburn	L, 7-31
Nov. 14, 1970	at 1 Notre Dame	L, 7-10
Oct. 16, 1971	5 Auburn	L, 14-31
Nov. 25, 1971	7 Georgia	L, 24-28
Sept. 22, 1973	1 USC	L, 6-23
Oct. 13, 1973	at 8 Tennessee	L, 14-20
Sept. 9, 1974	2 Notre Dame	L, 7-31
Oct. 19, 1974	at 5 Auburn	L, 22-31
Sept. 18, 1976	3 Pittsburgh	L, 14-42
Nov. 27, 1976	at 4 Georgia	L, 10-13
Nov. 5, 1977	at 5 Notre Dame	L, 14-69
Nov. 18, 1978	10 Notre Dame	L, 21-38
Dec. 25, 1978	vs. 7 Purdue	L, 21-41
Sept. 8, 1979	2 Alabama	L, 6-30
Oct. 6, 1979	at 10 Notre Dame	L, 13-21
Sept. 6, 1980	at 2 Alabama	L, 3-26
Oct. 4, 1980	at 10 N. Carolina	L, 0-33
Nov. 8, 1980	1 Notre Dame	T, 3-3
Nov. 29, 1980	at 1 Georgia	L, 20-38
Sept. 12, 1981	at 4 Alabama	W, 24-21
Oct. 3, 1981	6 North Carolina	L, 7-28
Nov. 28, 1981	3 Georgia	L, 7-44
Sept. 11, 1982	4 Alabama	L, 7-45
Nov. 27, 1982	at 1 Georgia	L, 18-38
Oct. 1, 1983	5 North Carolina	L, 21-38
Oct. 15, 1983	5 Auburn	L, 13-31
Nov. 26, 1983	1 Georgia	L, 24-27
Oct. 19, 1985	8 Auburn	L, 14-17
Oct. 18, 1986	at 7 Auburn	L, 10-31
Sept. 26, 1987	at 9 Clemson	L, 12-33
Oct. 17, 1987	5 Auburn	L, 10-20
Oct. 15, 1988	8 South Carolina	W, 34-0
Nov. 3, 1990	at 1/1 Virginia	W, 41-38
Sept. 28, 1991	at 7/5 Clemson	L, 7-9
Oct. 17, 1992	6/6 Florida State	L, 24-29
Nov. 28, 1992	at 9/10 Georgia	L, 17-31
Oct. 2, 1993	at 1/1 Florida St.	L, 0-51
Nov. 5, 1994	8/6 Florida State	L, 10-41
Oct. 21, 1995	1/1 Florida State	L, 10-42



Nov. 2, 1996	3/2 Florida State	L, 3-49
Oct. 18, 1997	at 3/3 Florida St.	L, 0-38
Oct. 30, 1997	5/5 N. Carolina	L, 13-16
Oct. 17, 1998	7/6 Virginia	W, 41-38
Oct. 24, 1998	6/6 Florida State	L, 7-34
Sept. 11, 1999	at 1/1 Florida St.	L, 35-41
Sept. 9, 2000	2/2 Florida State	L, 21-26
Oct. 28, 2000	at 5/4 Clemson	W, 31-28
Nov. 2, 2002	at 10/8 NC State	W, 24-17
Nov. 30, 2002	at 5/5 Georgia	L, 7-51
Sept. 13, 2003	at 10/11 Florida St. L.	L, 13-14
Nov. 29, 2003	5/5 Georgia	L, 17-34
Oct. 2, 2004	4/4 Miami	L, 7-24
Nov. 27, 2004	at 8/7 Georgia	L, 13-19
Sept. 24, 2005	at 4/4 Va. Tech	L, 7-51
Nov. 19, 2005	at 3/3 Miami	W, 14-10
Sept. 2, 2006	2/3 Notre Dame	L, 10-14
Sept. 30, 2006	at 11/10 Va. Tech	W, 38-27
Nov. 24, 2007	6/7 Georgia	L, 17-31
Oct. 17, 2009	4/4 Virginia Tech	W, 28-23
Oct. 29, 2011	6/6 Clemson	W, 31-17
Nov. 10, 2011	10/9 Va. Tech	L, 26-37
Nov. 24, 2012	at 3/3 Georgia	L, 10-42
Nov. 14, 2013	at 8/6 Clemson	L, 31-55
Nov. 29, 2014	at 9/10 Georgia	W, 30-24 ^{OT}
Dec. 6, 2014	vs. 2/2 Florida St. L.	L, 35-37
Dec. 31, 2014	vs. 8/8 Miss. St.	W, 49-34
Sept. 19, 2015	at 8/10 Notre Dame L.	L, 22-30
Oct. 10, 2015	at 6/6 Clemson	L, 24-43
Oct. 24, 2015	at 9/9 Florida St.	W, 22-16
Sept. 22, 2016	5/3 Clemson	L, 7-26
Oct. 14, 2017	at 11/10 Miami	L, 24-25
Oct. 28, 2017	at 7/7 Clemson	L, 10-24
Nov. 25, 2017	7/7 Georgia	L, 7-38
Sept. 22, 2018	3/2 Clemson	L, 21-49
Nov. 24, 2018	at 5 Georgia	L, 10-34
Aug. 29, 2019	at 1/1 Clemson	L, 52-14
Nov. 30, 2019	4/4 Georgia	L, 52-7
Sept. 19, 2020	14/14 UCF	L, 49-21
Oct. 17, 2020	1/1 Clemson	L, 73-7
Oct. 31, 2020	4/4 Notre Dame	L, 31-13
Sept. 18, 2021	at 6/6 Clemson	L, 14-8
Sept. 25, 2021	21/20 N. Carolina	W, 45-22
Nov. 20, 2021	at 6/6 Notre Dame	L, 55-0
Nov. 27, 2021	1/1 Georgia	L, 45-0
Sept. 5, 2022	4/4 Clemson	L, 41-10
Nov. 27, 2022	at 1/1 Georgia	L, 37-14

GEORGIA TECH ON HOLIDAYS**THANKSGIVING — 21-14-2**

DATE	OPPONENT	RESULT
Nov. 30, 1893	St. Albans	L, 0-6
Nov. 29, 1894	Ft. McPherson	L, 0-34
Nov. 24, 1898	vs. Clemson	L, 0-23
Nov. 30, 1899	at Clemson	L, 5-41
Nov. 27, 1902	at Alabama	L, 0-26
Nov. 26, 1903	South Carolina	L, 0-16
Nov. 24, 1904	Cumberland	W, 18-0
Nov. 30, 1905	Clemson	W, 17-12
Nov. 29, 1906	Clemson	L, 0-10
Nov. 28, 1907	Clemson	L, 5-6
Nov. 26, 1908	Clemson	W, 30-6
Nov. 25, 1909	Clemson	W, 29-3
Nov. 24, 1910	Clemson	W, 34-0
Nov. 30, 1911	Clemson	W, 31-0
Nov. 28, 1912	Clemson	W, 23-0
Nov. 27, 1913	Clemson	W, 34-0
Nov. 26, 1914	Clemson	W, 26-6
Nov. 25, 1915	Auburn	W, 7-0
Nov. 30, 1916	Auburn	W, 33-7
Nov. 22, 1917	Auburn	W, 68-7
Nov. 28, 1918	Auburn	W, 41-0
Nov. 27, 1919	Auburn	L, 7-14
Nov. 25, 1920	Auburn	W, 34-0
Nov. 24, 1921	Auburn	W, 14-0
Nov. 30, 1922	Auburn	W, 14-6
Nov. 29, 1923	Auburn	T, 0-0
Nov. 27, 1924	Auburn	W, 7-0
Nov. 26, 1925	Auburn	T, 7-7
Nov. 25, 1926	Auburn	W, 20-7
Nov. 24, 1927	Auburn	W, 18-0
Nov. 29, 1928	Auburn	W, 51-0
Nov. 28, 1929	Auburn	W, 19-6
Nov. 27, 1930	Florida	L, 7-55
Nov. 25, 1971	Georgia	L, 24-28
Nov. 27, 1975	Georgia	L, 26-42
Nov. 25, 1993	Georgia	L, 10-43
Nov. 23, 1995	Georgia	L, 17-18

CHRISTMAS — 1-1

DATE	OPPONENT	RESULT
Dec. 25, 1978	vs. Purdue	L, 21-41
Dec. 25, 1991	vs. Stanford	W, 18-17

NEW YEAR'S EVE — 5-4

DATE	OPPONENT	RESULT
Dec. 31, 1965	vs. Texas Tech	W, 31-21
Dec. 31, 1985	vs. Michigan St.	W, 17-14
Dec. 31, 2002	vs. Fresno State	L, 21-30
Dec. 31, 2007	vs. Fresno State	L, 28-40
Dec. 31, 2008	vs. LSU	L, 3-38
Dec. 31, 2011	vs. Utah	L, 27-30 ^{OT}
Dec. 31, 2012	vs. USC	W, 21-7
Dec. 31, 2014	vs. Mississippi St.	W, 49-34
Dec. 31, 2016	vs. Kentucky	W, 33-18

NEW YEAR'S DAY — 11-4-0

DATE	OPPONENT	RESULT
Jan. 1, 1929	vs. California	W, 8-7
Jan. 1, 1940	vs. Missouri	W, 21-7
Jan. 1, 1943	vs. Texas	L, 7-14
Jan. 1, 1944	vs. Tulsa	W, 20-18
Jan. 1, 1945	vs. Tulsa	L, 12-26
Jan. 1, 1947	vs. Saint Mary's	W, 41-19
Jan. 1, 1948	vs. Kansas	W, 20-14
Jan. 1, 1952	vs. Baylor	W, 17-14
Jan. 1, 1953	vs. Ole Miss	W, 24-7
Jan. 1, 1954	vs. West Virginia	W, 42-19
Jan. 1, 1955	vs. Arkansas	W, 14-6
Jan. 1, 1991	vs. Nebraska	W, 45-21
Jan. 1, 1999	vs. Notre Dame	W, 35-28
Jan. 1, 2000	vs. Miami	L, 13-28
Jan. 1, 2007	vs. West Virginia	L, 35-38

GEORGIA TECH VS. AP NO. 1

DATE	OPPONENT	RESULT
Oct. 24, 1953	at Notre Dame	L, 14-27
Nov. 17, 1962	Alabama	W, 7-6
Nov. 14, 1970	Notre Dame	L, 7-10
Sept. 22, 1973	USC	L, 6-23
Nov. 8, 1980	Notre Dame	T, 3-3
Nov. 29, 1980	at Georgia	L, 20-38
Nov. 27, 1982	at Georgia	L, 18-38
Nov. 3, 1990	at Virginia	W, 41-38
Oct. 2, 1993	at Florida State	L, 0-51
Oct. 21, 1995	at Florida State	L, 10-42
Nov. 11, 1999	at Florida State	L, 35-41
Aug. 29, 2019	at Clemson	L, 52-14
Oct. 17, 2020	Clemson	L, 73-7
Nov. 26, 2022	at Georgia	L, 37-14


GEORGIA TECH HOMECOMING — 54-18-1

DATE	OPPONENT	RESULT	ATTEN.
Oct. 29, 1949	Duke	L, 14-27	38,000
Oct. 28, 1950	Kentucky	L, 14-28	35,000
Nov. 3, 1951	Duke	T, 14-14	36,000
Oct. 25, 1952	Vanderbilt	W, 30-0	35,373
Nov. 7, 1953	Clemson	W, 20-7	35,000
Oct. 23, 1954	Kentucky	L, 6-13	34,000
Oct. 29, 1955	Duke	W, 27-0	40,000
Oct. 27, 1956	Tulane	W, 40-0	40,000
Nov. 2, 1957	Duke	W, 13-0	40,000
Nov. 15, 1958	Alabama	L, 8-17	44,726
Oct. 31, 1959	Duke	L, 7-10	44,174
Oct. 22, 1960	Tulane	W, 14-6	43,608
Nov. 4, 1961	Florida	W, 20-0	44,940
Oct. 27, 1962	Tulane	W, 42-12	46,370
Nov. 2, 1963	Duke	W, 30-6	52,266
Oct. 24, 1964	Tulane	W, 7-6	45,129
Oct. 30, 1965	Duke	W, 35-23	46,981
Nov. 12, 1966	Penn State	W, 21-0	50,172
Nov. 4, 1967	Duke	W, 19-7	50,103
Oct. 26, 1968	Tulane	W, 23-19	47,481
Nov. 1, 1969	Duke	W, 20-7	41,113
Nov. 7, 1970	Navy	W, 30-8	50,105
Oct. 30, 1971	Duke	W, 21-0	49,886
Oct. 28, 1972	Tulane	W, 21-7	48,096
Nov. 3, 1973	Duke	W, 12-10	47,129
Oct. 12, 1974	North Carolina	W, 29-28	38,413
Nov. 1, 1975	Duke	W, 21-6	44,116
Nov. 6, 1976	Notre Dame	W, 23-14	50,079
Oct. 29, 1977	Duke	L, 24-25	47,131
Oct. 28, 1978	Florida	W, 17-13	44,866
Nov. 10, 1979	Air Force	W, 21-0	30,113
Oct. 25, 1980	Tulane	L, 14-31	35,119
Oct. 31, 1981	Duke	L, 24-38	30,232
Oct. 30, 1982	Duke	L, 21-38	36,562
Nov. 12, 1983	Wake Forest	W, 49-33	26,330
Nov. 3, 1984	Duke	W, 31-3	36,393
Oct. 12, 1985	Western Carolina	W, 24-17	36,111
Nov. 1, 1986	Duke	W, 34-6	37,102
Nov. 7, 1987	Virginia	L, 14-23	38,111
Oct. 29, 1988	Duke	L, 21-31	40,393
Oct. 21, 1989	North Carolina	W, 17-14	41,114
Oct. 27, 1990	Duke	W, 48-31	44,061
Oct. 26, 1991	North Carolina	W, 35-14	45,542
Oct. 31, 1992	Duke	W, 20-17	44,129
Nov. 6, 1993	Baylor	W, 37-27	42,175
Nov. 19, 1994	Wake Forest	L, 13-20	35,706
Oct. 28, 1995	Clemson	L, 3-24	45,245
Oct. 26, 1996	UCF	W, 27-20	43,610
Oct. 11, 1997	NC State	W, 27-17	44,915
Oct. 17, 1998	Virginia	W, 41-38	46,018
Oct. 9, 1999	North Carolina	W, 31-24 (OT)	46,110
Oct. 14, 2000	Wake Forest	W, 52-20	43,829
Oct. 20, 2001	NC State	W, 27-17	41,942
Oct. 26, 2002	Virginia	W, 23-15	42,727
Oct. 4, 2003	NC State	W, 29-21	50,113
Oct. 16, 2004	Duke	W, 24-7	46,856
Oct. 29, 2005	Clemson	W, 10-9	55,000
Oct. 28, 2006	Miami	W, 30-23	55,320
Oct. 20, 2007	Army	W, 34-10	50,242
Oct. 25, 2008	Virginia	L, 17-24	47,416
Oct. 17, 2009	Virginia Tech	W, 28-23	54,405
Oct. 9, 2010	Virginia	W, 33-21	48,016
Oct. 29, 2011	Clemson	W, 31-17	55,646

Oct. 27, 2012	BYU	L, 17-41	50,103
Nov. 2, 2013	Pittsburgh	W, 21-10	52,312
Nov. 1, 2014	Virginia	W, 35-10	46,657
Oct. 24, 2015	Florida State	W, 22-16	55,000
Oct. 29, 2016	Duke	W, 38-35	43,886
Oct. 21, 2017	Wake Forest	W, 38-24	45,224
Oct. 13, 2018	Duke	L, 14-28	41,709
Nov. 2, 2019	Pittsburgh	L, 10-20	41,219
2020	<i>No Homecoming due to Covid 19 pandemic</i>		
Oct. 30, 2021	Virginia Tech	L, 17-26	35,543
Oct. 8, 2022	Duke	W, 23-20 (OT)	32,041

HOMECOMING OPPONENTS

Opponent	Games	Record
Air Force	1	1-0-0
Alabama	1	0-1-0
Army	1	1-0-0
Baylor	1	1-0-0
BYU	1	0-1-0
Clemson	4	3-1-0
Duke	24	16-7-1
Florida	2	2-0-0
Florida State	1	1-0-0
Kentucky	2	0-2-0
Miami	1	1-0-0
Navy	1	1-0-0
NC State	3	3-0-0
North Carolina	4	4-0-0
Notre Dame	1	1-0-0
Penn State	1	1-0-0
Pittsburgh	2	1-1-0
Tulane	7	6-1-0
UCF	1	1-0-0
Vanderbilt	1	1-0-0
Virginia	6	4-2-0
Virginia Tech	2	1-1-0
Wake Forest	4	3-1-0
Western Carolina	1	1-0-0

CONFERENCE/NON-CONFERENCE

Conference Games	42	31-11-0
SEC	8	5-3-0
ACC	33	26-8-0
Non-Conference	31	23-7-1

MONTH

October	49	35-14-0
November	23	18-4-1

STREAKS

Longest Win Streak.....	17 (1960-76)
Longest Losing Streak.....	3 (1980-82; 2018-21)
Current Streak.....	W1

**1948**

Oct. 2, 1948	Tulane	W	13-7	WSB
Nov. 6, 1948	Tennessee	L	6-13	WSB
Nov. 1, 1948	Alabama	L	12-14	WSB

1949

Sept. 24, 1949	Vanderbilt	W	12-7	WSB
Oct. 8, 1949	Washington & Lee	W	36-0	WSB
Oct. 15, 1949	Auburn	W	35-21	WSB
Oct. 29, 1949	Duke	L	14-27	WSB
Nov. 19, 1949	South Carolina	W	13-3	WSB
Nov. 26, 1949	Georgia	W	7-6	WSB

1952

Nov. 15, 1952	Alabama	W	7-3	WSB
Jan. 1, 1953	vs. Ole Miss ^B	W	24-7	ABC

1953

Jan. 1, 1954	vs. West Virginia ^B	W	42-19	ABC
--------------	--------------------------------	---	-------	-----

1954

Nov. 13, 1954	Alabama	W	20-0	WSB
Jan. 1, 1955	vs. Arkansas ^B	W	14-6	NBC

1955

Sept. 17, 1955	Miami	W	14-6	NBC
Jan. 2, 1956	vs. Pittsburgh ^B	W	7-0	ABC

1956

Sept. 22, 1956	at Kentucky	W	14-6	NBC
Dec. 29, 1956	vs. Pittsburgh ^B	W	21-14	CBS

1959

Jan. 2, 1960	vs. Arkansas ^B	L	7-14	CBS
--------------	---------------------------	---	------	-----

1961

Dec. 30, 1961	vs. Penn State ^B	L	15-30	CBS
---------------	-----------------------------	---	-------	-----

1962

Oct. 2, 1962	LSU	L	7-10	NBC
Dec. 22, 1962	vs. Missouri ^B	L	10-14	CBS

1963

Sept. 14, 1963	Florida	W	9-0	ABC
----------------	---------	---	-----	-----

1965

Dec. 31, 1965	vs. Texas Tech ^B	W	31-21	ABC
---------------	-----------------------------	---	-------	-----

1966

Oct. 8, 1966	Tennessee	W	6-3	ABC
Jan. 2, 1967	vs. Florida ^B	L	12-27	NBC

1967

Oct. 14, 1967	at Tennessee	L	13-24	ABC
Nov. 25, 1967	Georgia	L	14-21	ABC

1969

Nov. 15, 1969	Notre Dame	L	20-38	ABC
---------------	------------	---	-------	-----

1970

Dec. 19, 1970	vs. Texas Tech ^B	W	17-9	CBS
---------------	-----------------------------	---	------	-----

1971

Nov. 25, 1971	Georgia (THK)	L	24-28	ABC
Dec. 30, 1971	vs. Ole Miss ^B	L	18-41	N/A

1972

Sept. 9, 1972	Tennessee	L	3-34	ABC
Dec. 18, 1972	vs. Iowa State ^B	W	31-30	ABC

1974

Sept. 9, 1974	Notre Dame	L	7-31	ABC
Oct. 26, 1974	Tulane	W	27-7	ABC

1975

Nov. 27, 1975	Georgia (THK)	L	26-42	ABC
---------------	---------------	---	-------	-----

1976

Sept. 11, 1976	South Carolina	L	17-27	ABC
----------------	----------------	---	-------	-----

1978

Oct. 21, 1978	at Auburn	W	24-10	ABC
Oct. 28, 1978	Florida	W	17-13	ABC
Dec. 2, 1978	at Georgia	L	28-29	ABC
Dec. 25, 1978	vs. Purdue ^B	L	21-41	CBS

1979

Sept. 8, 1979	Alabama	L	6-30	ABC
Nov. 24, 1979	at Georgia	L	3-16	ABC

1981

Sept. 12, 1981	at Alabama [%]	W	24-21	ESPN
Nov. 28, 1981	Georgia	L	7-44	ABC

1982

Oct. 23, 1982	Tennessee	W	31-21	ABC
---------------	-----------	---	-------	-----

1983

Sept. 24, 1983	at Clemson	L	14-41	ESPN
Nov. 3, 1983	Virginia (TH)	W	31-27	TBS

1984

Sept. 15, 1984	Alabama	W	16-6	TBS
Sept. 29, 1984	Clemson	W	28-21	ESPN
Oct. 6, 1984	NC State	L	22-27	ACC
Dec. 14, 1984	at Georgia	W	35-18	ACC

1985

Sept. 14, 1985	at NC State	W	28-18	ACC
Oct. 5, 1985	North Carolina	W	31-0	ACC
Oct. 19, 1985	Auburn	L	14-17	CBS
Oct. 26, 1985	at Tennessee	T	6-6	ESPN
Nov. 16, 1985	Wake Forest	W	41-10	ACC
Nov. 30, 1985	Georgia	W	20-16	TBS
Dec. 31, 1985	vs. Michigan State ^B	W	17-14	TBS

1986

Sept. 27, 1986	Clemson	L	3-27	ACC
Oct. 11, 1986	NC State	W	59-21	ACC
Oct. 25, 1986	Tennessee	W	14-13	TBS
Nov. 22, 1986	at Wake Forest	L	21-24	ACC
Nov. 29, 1986	at Georgia	L	24-31	TBS

1987

Sept. 26, 1987	at Clemson	L	12-33	ACC
Oct. 3, 1987	at NC State	L	0-17	ACC
Nov. 7, 1987	Virginia	L	14-23	ACC
Nov. 28, 1987	Georgia	L	16-30	ESPN

1988

Sept. 17, 1988	at Virginia	L	16-17	ACC
Oct. 1, 1988	NC State	L	6-14	ACC
Oct. 8, 1988	at Maryland	L	8-13	ACC
Nov. 26, 1988	at Georgia	L	3-24	TBS

1989

Sept. 9, 1989	at NC State	L	28-38	ACC
Sept. 16, 1989	Virginia	L	10-17	ACC
Nov. 18, 1989	Wake Forest	W	43-14	ACC

1990

Sept. 8, 1990	NC State	W	21-13	ACC
Sept. 29, 1990	South Carolina	W	27-6	ESPN
Oct. 6, 1990	at Maryland	W	31-3	ACC
Oct. 13, 1990	Clemson	W	21-19	ACC
Oct. 27, 1990	Duke	W	48-31	ACC
Nov. 3, 1990	at Virginia	W	41-38	CBS
Dec. 1, 1990	at Georgia	W	40-23	TBS
Jan. 1, 1991	vs. Nebraska ^A	W	45-21	ABC

1991

Aug. 28, 1991	Penn State (WD)	L	22-34	n/a
Sept. 19, 1991	Virginia (TH)	W	24-21	ESPN
Sept. 28, 1991	at Clemson	L	7-9	ABC
Oct. 5, 1991	NC State	L	21-28	ACC
Oct. 12, 1991	Maryland	W	34-10	ACC
Oct. 26, 1991	North Carolina	W	35-14	ACC
Nov. 16, 1991	Wake Forest	W	27-3	ACC
Nov. 30, 1991	Georgia	L	15-18	ACC
Dec. 25, 1991	vs. Stanford ^B	W	18-17	ACC

1992

Sept. 26, 1992	Clemson	W	20-16	ESPN
Oct. 3, 1992	NC State	W	16-13	ACC
Oct. 17, 1992	Florida State	L	24-29	ESPN
Oct. 24, 1992	at North Carolina	L	14-26	ABC
Oct. 31, 1992	Duke	W	20-17	ACC
Nov. 28, 1992	at Georgia	L	17-31	ESPN

1993

Sept. 16, 1993	Virginia (TH)	L	14-35	ESPN
Oct. 2, 1993	Florida State	L	0-51	ABC
Oct. 16, 1993	North Carolina	L	3-41	ABC
Oct. 23, 1993	at NC State	L	23-28	ACC
Oct. 30, 1993	at Duke	W	47-14	ACC
Nov. 13, 1993	at Wake Forest	W	38-28	ACC
Nov. 25, 1993	Georgia (THK)	L	10-43	ABC

1994

Sept. 1, 1994	Arizona (TH)	L	14-19	ESPN
Oct. 1, 1994	at NC State	L	13-21	ABC
Oct. 8, 1994	at North Carolina	L	24-31	ACC
Nov. 5, 1994	Florida State	L	10-41	ACC
Nov. 12, 1994	at Clemson	L	10-20	ACC
Nov. 25, 1994	at Georgia (FR)	L	10-48	ESPN

1995

Sept. 2, 1995	Furman	W	51-7	ACC
Sept. 7, 1995	at Arizona (TH)	L	19-20	n/a
Sept. 28, 1995	Maryland (TH)	W	31-3	ESPN
Oct. 14, 1995	North Carolina	W	27-25	ACC
Oct. 21, 1995	at Florida State	L	10-42	ABC
Oct. 28, 1995	Clemson	L	3-24	ACC
Nov. 23, 1995	Georgia (THK)	L	17-18	ABC

1996

Sept. 7, 1996	at NC State	W	28-16	ABC
Sept. 21, 1996	at North Carolina	L	0-16	ABC
Sept. 26, 1996	Duke (TH)	W	48-22	ESPN
Oct. 5, 1996	Virginia	W	13-7	ABC
Oct. 19, 1996	at Clemson	L	25-28	ABC
Oct. 26, 1996	UCF	W	27-2	n/a
Nov. 2, 1996	Florida State	L	3-49	ESPN
Nov. 14, 1996	at Maryland (TH)	L	10-13	ESPN
Nov. 30, 1996	at Georgia	L	10-19	CBS

1997

Sept. 6, 1997	at Notre Dame	L	13-17	NBC
Sept. 27, 1997	Clemson	W	23-20	ESPN
Oct. 4, 1997	at Boston College	W	42-14	CBS
Oct. 11, 1997	NC State	W	27-17	ABC
Oct. 18, 1997	at Florida State	L	0-38	ABC
Oct. 30, 1997	North Carolina (TH)	L	13-16	ESPN
Nov. 8, 1997	at Virginia	L	31-35	ABC
Nov. 22, 1997	Maryland	W	37-18	ABC
Nov. 29, 1997	Georgia	L	24-27	ABC
Dec. 29, 1997	vs. West Virginia ^B	W	35-30	TBS

1998

Sept. 5, 1998	Boston College	L	31-41	ABC
Sept. 26, 1998	at North Carolina	W	43-21	ESPN
Oct. 3, 1998	Duke	W	41-13	ACC
Oct. 10, 1998	NC State	W	47-24	ABC
Oct. 17, 1998	Virginia	W	41-38	ABC
Oct. 24, 1998	Florida State	L	7-34	ESPN
Oct. 31, 1998	at Maryland [#]	W	31-14	ACC
Nov. 12, 1998	at Clemson (TH)	W	24-21	ESPN
Nov. 28, 1998	at Georgia	W	21-19	CBS
Jan. 1, 1999	vs. Notre Dame ^B	W	35-28	NBC

1999

Sept. 4, 1999	at Navy	W	49-14	FSN
Sept. 11, 1999	at Florida State	L	35-41	ABC
Sept. 30, 1999	Maryland (TH)	W	49-31	ESPN
Oct. 9, 1999	North Carolina	W or	31-24	ABC
Oct. 16, 1999	at Duke	W	38-31	ACC
Oct. 30, 1999	NC State	W	48-21	ABC
Nov. 6, 1999	at Virginia	L	38-45	ABC
Nov. 13, 1999	Clemson	W	45-42	ACC
Nov. 27, 1999	Georgia	W or	51-48	ABC
Jan. 1, 2000	vs. Miami*	L	13-28	NBC

2000

Sept. 9, 2000	Florida State	L	21-26	ABC
Sept. 16, 2000	Navy	W	40-13	n/a
Sept. 21, 2000	at NC State (TH)	L or	23-30	ESPN
Sept. 30, 2000	at North Carolina	W	42-28	ABC
Oct. 14, 2000	Wake Forest	W	52-20	ACC
Oct. 21, 2000	Duke	W	45-10	ACC
Oct. 28, 2000	at Clemson	W	31-28	ABC
Nov. 9, 2000	Virginia (TH)	W	35-0	ESPN
Nov. 18, 2000	at Maryland	W	35-22	ACC
Nov. 25, 2000	at Georgia	W	27-15	CBS
Dec. 29, 2000	vs. LSU ^B	L	14-28	ESPN

**2001**

Aug. 26, 2001	vs. Syracuse	W	13-7	ABC
Sept. 8, 2001	at Navy	W	70-7	FSN
Sept. 29, 2001	Clemson	L or	44-47	ABC
Oct. 11, 2001	Maryland (TH)	L or	17-20	ESPN
Oct. 20, 2001	NC State	W	27-17	ABC
Nov. 1, 2001	North Carolina (TH)	W	28-21	ESPN
Nov. 17, 2001	at Wake Forest	W	38-33	ACC
Nov. 24, 2001	Georgia	L	17-31	ESPN
Dec. 1, 2001	at Florida State	L	17-28	ESPN
Dec. 27, 2001	vs. Stanford ^B	W	24-14	ESPN

2002

Aug. 31, 2002	Vanderbilt	W	45-3	n/a
Sept. 7, 2002	at Connecticut	W	31-14	n/a
Sept. 14, 2002	at Clemson	L	19-24	ESPN
Sept. 21, 2002	BYU	W	28-19	ABC
Sept. 28, 2002	North Carolina	W	21-13	ABC
Oct. 5, 2002	Wake Forest	L	21-24	ABC
Oct. 17, 2002	at Maryland (TH)	L	10-34	ESPN
Oct. 26, 2002	Virginia	W	23-15	ABC
Nov. 2, 2002	at NC State	W	24-17	ABC
Nov. 9, 2002	Florida State	L	13-21	ABC
Nov. 30, 2002	at Georgia	L	7-51	CBS
Dec. 31, 2002	vs. Fresno State ^B	L	21-30	ESPN2

2003

Aug. 28, 2003	at BYU (TH)	L	13-24	ESPN2
Sept. 6, 2003	Auburn	W	17-3	ABC
Sept. 13, 2003	at Florida State	L	13-14	ABC
Sept. 27, 2003	at Vanderbilt	W or	24-17	n/a
Oct. 4, 2003	NC State	W	29-21	ACC
Oct. 23, 2003	Maryland (TH)	W	7-3	ESPN
Nov. 15, 2003	North Carolina	W	41-24	ACC
Nov. 22, 2003	at Virginia	L	17-29	ACC
Nov. 29, 2003	Georgia	L	17-34	ABC
Jan. 4, 2004	vs. Tulsa ^B	W	52-10	ESPN2

2004

Sept. 11, 2004	at Clemson	W	28-24	ABC
Oct. 2, 2004	Miami	L	3-27	ABC
Oct. 9, 2004	at Maryland	W	20-7	ABC
Oct. 16, 2004	Duke	W	24-7	ACC
Oct. 28, 2004	Virginia Tech (TH)	L	20-34	ESPN
Nov. 6, 2004	at NC State	W	24-14	ACC
Nov. 20, 2004	Virginia	L	10-30	ABC
Nov. 27, 2004	at Georgia	L	13-19	CBS
Dec. 21, 2004	vs. Syracuse ^B	W	51-14	ESPN

2005

Sept. 3, 2005	at Auburn	W	23-14	ESPN
Sept. 10, 2005	North Carolina	W	27-21	ABC
Sept. 17, 2005	Connecticut	W	28-13	ESPN2
Sept. 24, 2005	at Virginia Tech	L	7-51	ABC
Oct. 6, 2005	NC State (TH)	L	14-17	ESPN
Oct. 15, 2005	at Duke	W	35-10	ESPN2
Oct. 29, 2005	Clemson	W	10-9	ESPN
Nov. 12, 2005	at Virginia	L	17-27	ABC
Nov. 19, 2005	at Miami	W	14-10	ESPN
Nov. 26, 2005	Georgia	L	7-14	ABC
Dec. 29, 2005	vs. Utah ^B	L	10-38	ESPN

2006

Sept. 2, 2006	Notre Dame	L	10-14	ABC
Sept. 21, 2006	Virginia (TH)	W	24-7	ESPN
Sept. 30, 2006	at Virginia Tech	W	38-27	ABC
Oct. 7, 2006	Maryland	W	27-23	ESPN2
Oct. 21, 2006	at Clemson	L	7-31	ESPN
Oct. 28, 2006	Miami	W	30-23	ABC
Nov. 4, 2006	at NC State	W	31-23	ESPN2
Nov. 11, 2006	at North Carolina	W	7-0	ACC
Nov. 25, 2006	at Georgia	L	12-15	CBS
Dec. 2, 2006	vs. Wake Forest ^A	L	6-9	ABC
Jan. 1, 2007	vs. West Virginia ^B	L	35-38	CBS

2007

Sept. 1, 2007	at Notre Dame	W	33-3	NBC
Sept. 8, 2007	Samford	W	69-14	ESPN2
Sept. 15, 2007	Boston College	L	10-24	ESPN2
Sept. 22, 2007	at Virginia	L	23-28	ESPN2
Sept. 29, 2007	Clemson	W	13-3	ABC
Oct. 6, 2007	at Maryland	L	26-28	ACC
Oct. 13, 2007	at Miami	W	17-14	ESPN
Oct. 20, 2007	Army	W	34-10	ACC
Nov. 1, 2007	Virginia Tech (TH)	L	3-27	ESPN
Nov. 17, 2007	North Carolina	W	27-25	ACC
Nov. 24, 2007	Georgia	L	17-31	ABC
Dec. 31, 2007	vs. Fresno State ^B	L	28-40	ESPN2

2008

Sept. 6, 2008	at Boston College	W	19-16	ACC
Sept. 13, 2008	at Virginia Tech	L	17-20	ABC
Sept. 20, 2008	Mississippi State	W	38-7	ACC
Oct. 4, 2008	Duke	W	27-0	ESPN2
Oct. 18, 2008	at Clemson	W	21-17	ESPN
Oct. 25, 2008	Virginia	L	17-24	ESPN2
Nov. 1, 2008	Florida State	W	31-28	ABC
Nov. 8, 2008	at North Carolina	L	7-28	ACC
Nov. 20, 2008	Miami (TH)	W	41-23	ESPN
Nov. 29, 2008	at Georgia	W	45-42	CBS
Dec. 31, 2008	vs. LSU ^B	L	3-38	ESPN

2009

Sept. 10, 2009	Clemson (TH)	W	30-27	ESPN
Sept. 17, 2009	at Miami (TH)	L	17-33	ESPN
Sept. 26, 2009	North Carolina	W	24-7	ACC
Oct. 3, 2009	at Mississippi St.	W	42-31	CSS
Oct. 10, 2009	at Florida State	W	49-44	ESPN2
Oct. 17, 2009	Virginia Tech	W	28-23	ESPN2
Oct. 24, 2009	at Virginia	W	34-9	ACC
Oct. 31, 2009	at Vanderbilt	W	56-31	n/a
Nov. 7, 2009	Wake Forest	W or	30-27	ABC
Nov. 14, 2009	at Duke	W	49-10	ESPN2
Nov. 28, 2009	Georgia	L	24-30	ABC
Dec. 5, 2009	vs. Clemson ^A	W	39-34	ESPN
Jan. 5, 2010	vs. Iowa ^B	L	14-24	FOX

**2010**

Sept. 4, 2010	South Carolina St.	W	41-10	ESPN3
Sept. 11, 2010	at Kansas	L	25-28	FSN
Sept. 18, 2010	at North Carolina	W	30-24	ACC
Sept. 25, 2010	NC State	L	28-45	ESPN
Oct. 2, 2010	at Wake Forest	W	24-20	ESPN2
Oct. 9, 2010	Virginia	W	33-21	ESPN2
Oct. 16, 2010	Middle Tennessee	W	42-14	ESPN3
Oct. 23, 2010	at Clemson	L	13-27	ABC/ESPN
Nov. 4, 2010	at Va. Tech (TH)	L	21-28	ESPN
Nov. 13, 2010	Miami	L	10-35	ACC
Nov. 20, 2010	Duke	W	30-20	ESPN3
Nov. 27, 2010	at Georgia	L	34-42	ESPN
Dec. 27, 2010	vs. Air Force ^B	L	7-14	ESPN2

2011

Sept. 1, 2011	Western Carolina	W	63-21	ESPN3
Sept. 10, 2011	at Middle Tenn.	W	49-21	ESPN3
Sept. 17, 2011	Kansas	W	66-24	FSN
Sept. 24, 2011	North Carolina	W	35-28	ESPN
Oct. 1, 2011	at NC State	W	45-34	ABC/ESPN
Oct. 8, 2011	Maryland	W	21-16	ESPN2
Oct. 15, 2011	at Virginia	L	21-24	ESPN2
Oct. 22, 2011	at Miami	L	7-24	ESPN
Oct. 29, 2011	Clemson	W	31-17	ABC
Nov. 10, 2011	Virginia Tech (TH)	L	26-37	ESPN
Nov. 19, 2011	at Duke	W	38-31	ACC
Nov. 26, 2011	Georgia	L	17-31	ESPN
Dec. 31, 2011	vs. Utah ^B	L or	27-30	ACC

2012

Sept. 3, 2012	at Va. Tech (MO)	L or	17-20	ESPN
Sept. 8, 2012	Presbyterian	W	59-3	ESPN3
Sept. 15, 2012	Virginia	W	56-20	ESPN2
Sept. 22, 2012	Miami	L or	36-42	FSN
Sept. 29, 2012	Middle Tennessee	L	28-49	FSN
Oct. 6, 2012	at Clemson	L	31-47	ESPN
Oct. 20, 2012	Boston College	W	37-17	FSN
Oct. 27, 2012	BYU	L	17-41	FSN
Nov. 3, 2012	at Maryland	W	33-13	ACC
Nov. 10, 2012	at North Carolina	W	68-50	ACC
Nov. 17, 2012	Duke	W	42-24	ESPN2
Nov. 24, 2012	at Georgia	L	10-42	ESPN
Dec. 1, 2012	vs. Florida State ^A	L	15-21	ESPN
Dec. 31, 2012	vs. USC ^B	W	21-7	CBS

2013

Aug. 31, 2013	Elon	W	70-0	ESPN3
Sept. 14, 2013	at Duke	W	38-14	ESPN2
Sept. 21, 2013	North Carolina	W	28-20	ESPN
Sept. 26, 2013	Virginia Tech (TH)	L	10-17	ESPN
Oct. 5, 2013	at Miami	L	30-45	ESPN2
Oct. 12, 2013	at BYU	L	20-38	ESPN2
Oct. 19, 2013	Syracuse	W	56-0	ACC
Oct. 26, 2013	at Virginia	W	35-25	ACC
Nov. 2, 2013	Pittsburgh	W	21-10	ESPN2
Nov. 14, 2013	at Clemson (TH)	L	31-55	ESPN
Nov. 23, 2013	Alabama A&M	W	66-7	ESPN3
Nov. 30, 2013	Georgia	L	34-41	20T ABC
Dec. 30, 2013	vs. Ole Miss ^B	W	17-25	ESPN

2014

Aug. 30, 2014	Wofford	W	38-19	RSN
Sept. 6, 2014	at Tulane	W	38-21	ESPNNews
Sept. 13, 2014	Georgia Southern	W	42-38	RSN
Sept. 20, 2014	at Virginia Tech	W	27-24	ESPN
Oct. 4, 2014	Miami	W	28-17	ESPN2
Oct. 11, 2014	Duke	L	25-31	ACC
Oct. 18, 2014	at North Carolina	L	43-48	ESPN2
Oct. 25, 2014	at Pittsburgh	W	56-28	ESPN2
Nov. 1, 2014	Virginia	W	35-10	ESPN2
Nov. 8, 2014	at NC State	W	56-23	ACC
Nov. 15, 2014	Clemson	W	28-6	ESPN
Nov. 29, 2014	at Georgia	W or	30-24	SEC
Dec. 6, 2014	vs. Florida State ^A	L	35-37	ABC
Dec. 31, 2014	vs. Mississippi St. ^B	W	49-34	ESPN

2015

Sept. 3, 2015	Alcorn State	W	69-6	FSN
Sept. 12, 2015	Tulane	W	65-10	FSN
Sept. 19, 2015	at Notre Dame	L	22-30	NBC
Sept. 26, 2015	at Duke	L	20-34	ESPN2
Oct. 3, 2015	North Carolina	L	31-38	ESPN2
Oct. 10, 2015	at Clemson	L	24-43	ABC/ESPN2
Oct. 17, 2015	Pittsburgh	L	28-31	ACC
Oct. 24, 2015	Florida State	W	22-16	ESPN2
Oct. 31, 2015	at Virginia	L	21-27	RSN
Nov. 12, 2015	Virginia Tech (TH)	L	21-23	ESPN
Nov. 21, 2015	at Miami	L	21-28	ACC
Nov. 28, 2015	Georgia	L	7-13	ESPN2

2016

Sept. 3, 2016	vs. Boston Coll. ^A	W	17-14	ESPN2
Sept. 10, 2016	Mercer	W	35-10	ACCX
Sept. 17, 2016	Vanderbilt	W	38-7	ACC
Sept. 22, 2016	Clemson (TH)	L	7-26	ESPN
Oct. 1, 2016	Miami	L	21-35	ESPN2
Oct. 8, 2016	at Pittsburgh	L	34-37	ACCN
Oct. 15, 2016	Ga. Southern	W	35-24	RSN
Oct. 29, 2016	Duke	W	38-35	RSN
Nov. 5, 2016	at North Carolina	L	20-48	ACC
Nov. 12, 2016	at Virginia Tech	W	30-20	ESPN2
Nov. 19, 2016	Virginia	W	31-17	ACC
Nov. 26, 2016	at Georgia	W	28-27	SEC
Dec. 31, 2016	vs. Kentucky ^B	W	33-18	ESPN

2017

Sept. 4, 2017	vs. Tennessee (MO)	L 20T	42-41	ESPN
Sept. 9, 2017	Jacksonville State	W	37-10	RSN
Sept. 23, 2017	Pittsburgh	W	35-17	ACC
Sept. 30, 2017	North Carolina	W	33-7	ESPN2
Oct. 14, 2017	at Miami	L	24-25	ABC
Oct. 21, 2017	Wake Forest	W	38-24	ESPN2
Oct. 28, 2017	at Clemson	L	10-24	ABC/ESPN2
Nov. 4, 2017	at Virginia	L	36-40	RSN
Nov. 11, 2017	Virginia Tech	W	28-22	ACC
Nov. 18, 2017	at Duke	L	20-43	RSN
Nov. 25, 2017	Georgia	L	7-38	ABC



2018

Sept. 1, 2018	Alcorn State	W	41-0	RSN
Sept. 8, 2018	at USF	L	38-49	ABC/ESPN2
Sept. 15, 2018	at Pitt	L	19-24	RSN
Sept. 22, 2018	Clemson	L	21-49	ABC
Sept. 29, 2018	Bowling Green	W	63-17	RSN
Oct. 5, 2018	at Louisville (FR)	W	66-31	ESPN
Oct. 13, 2018	Duke	L	14-28	ACC
Oct. 25, 2018	at Virginia Tech (TH)	W	49-28	ESPN
Nov. 3, 2018	at North Carolina	W	38-28	ACC
Nov. 10, 2018	Miami	W	27-21	ESPN2
Nov. 17, 2018	Virginia	W or	30-27	RSN
Nov. 24, 2018	at Georgia	L	21-45	SECN
Dec. 26, 2018	vs. Minnesota ^B (WD)	L	10-34	ESPN

2022

Sept. 5, 2022	Clemson (MO)	L	10-41	ESPN
Sept. 10, 2022	Western Carolina	W	35-17	ACCNX
Sept. 17, 2022	Ole Miss	L	0-42	ABC
Sept. 24, 2022	at UCF	L	10-27	ESPNU
Oct. 1, 2022	at Pitt	W	26-21	ACCN
Oct. 8, 2022	Duke	W	23-20	RSN
Oct. 20, 2022	Virginia	L	9-16	ESPN
Oct. 29, 2022	at Florida State	L	16-41	ACCN
Nov. 5, 2022	at Virginia Tech	W	28-27	RSN
Nov. 12, 2022	Miami (Fla.)	L	14-3	RSN
Nov. 19, 2022	at North Carolina	W	21-17	ESPN2
Nov. 26, 2022	at Georgia	L	14-37	ESPN

2019

Aug. 29, 2019	Clemson (TH)	L	14-52	ACC
Sept. 7, 2019	USF	W	14-10	ACC
Sept. 14, 2019	The Citadel	L or	24-27	RSN
Sept. 28, 2019	at Temple	L	2-24	CBSN
Oct. 5, 2019	North Carolina	L	22-38	ACC
Oct. 12, 2019	at Duke	L	23-41	RSN
Oct. 19, 2019	at Miami	W or	28-21	ACC
Nov. 2, 2019	Pitt	L	10-20	RSN
Nov. 9, 2019	at Virginia	L	28-33	RSN
Nov. 16, 2019	Virginia Tech	L	0-45	RSN
Nov. 21, 2019	NC State (TH)	W	28-26	ESPN
Nov. 30, 2019	Georgia	L	7-52	ABC

2020

Sept. 12, 2020	at Florida State	W	16-13	ABC
Sept. 19, 2020	UCF	L	49-21	ABC
Sept. 26, 2020	at Syracuse	L	37-20	RSN
Oct. 9, 2020	Louisville (FR)	W	46-27	ESPN
Oct. 17, 2020	Clemson	L	73-7	ABC
Oct. 24, 2020	at Boston College	L	48-27	ACCN
Oct. 31, 2020	Notre Dame	L	31-13	ABC
Nov. 28, 2020	Duke	W	56-33	RSN
Dec. 5, 2020	at NC State	L	23-13	ACCN
Dec. 10, 2020	Pitt	L	34-20	RSN

2021

Sept. 4, 2021	Northern Illinois	L	22-21	ACCN
Sept. 11, 2021	Kennesaw State	W	45-17	RSN
Sept. 18, 2021	at Clemson	L	14-8	ABC
Sept. 25, 2021	North Carolina	W	45-22	ACCN
Oct. 2, 2021	Pitt	L	52-21	ACCN
Oct. 9, 2021	at Duke	W	31-27	RSN
Oct. 23, 2021	at Virginia	L	48-40	ACCN
Oct. 30, 2021	Virginia Tech	L	26-17	RSN
Nov. 6, 2021	at Miami (Fla.)	L	33-30	RSN
Nov. 13, 2021	Boston College	L	41-30	RSN
Nov. 20, 2021	at Notre Dame	L	55-0	NBC
Nov. 27, 2021	Georgia	L	45-0	ABC

KEY

ACC – Raycom, ACC Network	B – Bowl game	MO – Monday
ACCX – ACC Network Extra	# – Baltimore, Md.	WD – Wednesday
FSN – Fox Sports Net, Fox Sports South	% – Birmingham, Ala.	TH – Thursday
RSN – Regional Sports Network	^ – Dublin, Ireland	FR – Friday
A – ACC Championship game	THK – Thanksgiving	



GEORGIA TECH ALL-TIME BOWL RESULTS — 25-20

DATE	BOWL	CITY	RESULT	
Jan. 1, 1929	Rose Bowl	Pasadena, Calif.	Georgia Tech 8	Cal 7
<i>Wrong Way Roy Riegels helps Golden Tornado to perfect 10-0 season</i>				
Jan. 1, 1940	Orange Bowl	Miami, Fla.	Georgia Tech 21	Missouri 7
<i>21-straight points makes first of seven Orange Bowl trips a success</i>				
Jan. 1, 1943	Cotton Bowl	Dallas, Texas	Texas 14	Georgia Tech 7
<i>Gallant Tech comeback falls short when drive stalls on 3-yard line</i>				
Jan. 1, 1944	Sugar Bowl	New Orleans, La.	Georgia Tech 20	Tulsa 18
<i>Tech overcomes 18-7 second-half deficit, blanks Tulsa in 2nd half</i>				
Jan. 1, 1945	Orange Bowl	Miami, Fla.	Tulsa 26	Georgia Tech 12
<i>Frank Broyles' 304-yard passing effort can't overcome 20-0 deficit</i>				
Jan. 1, 1947	Oil Bowl	Houston, Texas	Georgia Tech 41	Saint Mary's 19
<i>Yellow Jackets pick off eight St. Mary's passes in the rain and mud</i>				
Jan. 1, 1948	Orange Bowl	Miami, Fla.	Georgia Tech 20	Kansas 14
<i>Tech forces fumble inside 1-yard line to foil Kansas' frenzied rally</i>				
Jan. 1, 1952	Orange Bowl	Miami, Fla.	Georgia Tech 17	Baylor 14
<i>Pepper Rodgers' field goal secures win, 11-0-1 season for Tech</i>				
Jan. 1, 1953	Sugar Bowl	New Orleans, La.	Georgia Tech 24	Ole Miss 7
<i>National championship clinched after scoring 24-straight points</i>				
Jan. 1, 1954	Sugar Bowl	New Orleans, La.	Georgia Tech 42	West Virginia 19
<i>Tech unleashes aerial attack, completing 20-of-35 for 268 yards</i>				
Jan. 2, 1955	Cotton Bowl	Dallas, Texas	Georgia Tech 14	Arkansas 6
<i>Jackets complete "grand slam" with wins in all four major bowls</i>				
Jan. 2, 1956	Sugar Bowl	New Orleans, La.	Georgia Tech 7	Pitt 0
<i>Wade Mitchell scores only TD, Tech wins fifth straight major bowl</i>				
Dec. 29, 1956	Gator Bowl	Jacksonville, Fla.	Georgia Tech 21	Pitt 14
<i>Tech wins sixth-straight bowl, beats Pitt for second-straight year</i>				
Jan. 2, 1960	Gator Bowl	Jacksonville, Fla.	Arkansas 14	Georgia Tech 7
<i>Former Tech star Frank Broyles coaches Razorbacks to win</i>				
Dec. 30, 1961	Gator Bowl	Jacksonville, Fla.	Penn State 30	Georgia Tech 15
<i>Tech bolts to 9-0 lead, but State's Galen Hall passes for 3 TDs</i>				
Dec. 22, 1962	Bluebonnet Bowl	Houston, Texas	Missouri 14	Georgia Tech 10
<i>MU's Bill Tobin runs for 114 yards, Tech throws four interceptions</i>				
Dec. 31, 1965	Gator Bowl	Jacksonville, Fla.	Georgia Tech 31	Texas Tech 21
<i>QB Jerry Priestley's 1-yard TD early in fourth quarter keys Jackets</i>				
Jan. 2, 1967	Orange Bowl	Miami, Fla.	Florida 27	Georgia Tech 12
<i>Steve Spurrier quarterbacks Gators past Bobby Dodd, Jackets</i>				
Dec. 19, 1970	Sun Bowl	El Paso, Texas	Georgia Tech 17	Texas Tech 9
<i>Jackets defense pitches first-half shutout, builds 10-0 lead</i>				
Dec. 30, 1971	Peach Bowl	Atlanta, Ga.	Ole Miss 41	Georgia Tech 18
<i>Despite 317 yards total offense, Tech blown out in Atlanta bowl</i>				
Dec. 18, 1972	Liberty Bowl	Memphis, Tenn.	Georgia Tech 31	Iowa State 30
<i>Back-up QB Jim Stevens throws for 3 TDs, ISU fails on 2-pointer</i>				
Dec. 25, 1978	Peach Bowl	Atlanta, Ga.	Purdue 41	Georgia Tech 21
<i>With Eddie Lee Ivey out with injury, Tech has 12 yards rushing</i>				
Dec. 31, 1985	All-American Bowl	Birmingham, Ala.	Georgia Tech 17	Michigan State 14
<i>Malcolm King runs for 122 yards and scores winning TD late</i>				
Jan. 1, 1991	Florida Citrus Bowl	Orlando, Fla.	Georgia Tech 45	Nebraska 21
<i>Tech clinches fourth national title behind MVP QB Shawn Jones</i>				
Dec. 25, 1991	Aloha Bowl	Honolulu, Hawai'i	Georgia Tech 18	Stanford 17
<i>Jimmy Lincoln's 2-point conversion with 14 seconds left seals win</i>				
Dec. 29, 1997	Carquest Bowl	Miami Gardens, Fla.	Georgia Tech 35	West Virginia 30
<i>MVP Joe Hamilton has 356 yards total offense, three touchdowns</i>				
Jan. 1, 1999	Gator Bowl	Jacksonville, Fla.	Georgia Tech 35	Notre Dame 28
<i>Joe Hamilton threw three TD passes and caught another</i>				
Jan. 1, 2000	Gator Bowl	Jacksonville, Fla.	Miami 28	Georgia Tech 13
<i>Five-game bowl win streak ends, two Canes rush for 100 yards</i>				
Dec. 29, 2000	Chick-fil-A Bowl	Atlanta, Ga.	LSU 28	Georgia Tech 14
<i>Tech can't overcome six turnovers, lose to Nick Saban's Tigers</i>				
Dec. 27, 2001	Seattle Bowl	Seattle, Wash.	Georgia Tech 24	Stanford 14
<i>Godsey, Campbell, interim coach lead Tech in first Seattle Bowl</i>				
Dec. 31, 2002	Silicon Valley Classic	San Jose, Calif.	Fresno State 30	Georgia Tech 21
<i>Tech makes strong rally, but Bulldogs score game's final 10 points</i>				



Table of bowl games with columns for date, bowl name, location, Georgia Tech score, and opponent score. Includes notable game descriptions like 'P.J. Daniels rushes for 307 yards' and 'Tevin Washington rushes for 131 yards'.

GEORGIA TECH ALL-TIME BOWL RANKINGS & RECORDS

Summary statistics table with four main columns: Most Bowl Appearances*, Highest Bowl Winning Pct., Consecutive Bowl Victories, and Georgia Tech by Bowl Opponent (FBS Only). Includes sub-sections for Most Bowl Victories and Consecutive Bowl Appearances*.



GEORGIA TECH BOWL RECORDS — TEAM

GAME

Points Scored (Game)	52	vs. Tulsa (2004 Humanitarian)
Points Scored (Half)	42 (2nd)	vs. Tulsa (2004 Humanitarian)
Points Allowed	41	vs. Ole Miss (1971 Peach) vs. Purdue (1978 Peach)
Fewest Points Scored	3	vs. LSU (2008 Chick-fil-A)
Fewest Points Allowed	0	vs. Pittsburgh (1956 Sugar)
Total Offense	577	vs. Mississippi State (2014 Orange)
Fewest Total Offense Allowed	66	vs. California (1929 Rose)
Rushing Yards	452	vs. Mississippi State (2014 Orange)
Fewest Rush Yards Allowed	- 52	vs. Tulsa (2004 Humanitarian)
Rushing Attempts	79	vs. Texas Tech (1965 Gator)
Fewest Rush Attempts Allowed	22	vs. Texas Tech (1965 Gator) vs. West Virginia (1997 Carquest) vs. USC (2012 Hyundai Sun)
Passing Yards	326	vs. West Virginia (2007 Gator)
Fewest Pass Yards Allowed	0	vs. Missouri (1962 Bluebonnet)
Pass Completions	23	vs. Stanford (2001 Seattle)
Fewest Completions Allowed	0	vs. Missouri (1962 Bluebonnet)
Pass Attempts	40	vs. Miami (2000 Gator)
Fewest Pass Attempts Allowed	0	vs. Missouri (1962 Bluebonnet)
First Downs	29	vs. Miami (2000 Gator)

GEORGIA TECH BOWL RECORDS — INDIVIDUAL

GAME

Rushing Yards	307	P.J. Daniels vs. Tulsa, (2004 Humanitarian)	CAREER
Rush Attempts	33	Lenny Snow vs. Texas Tech (1965 Gator)	Rushing
Pass Attempts	40	Joe Hamilton vs. Miami (2000 Gator)	P.J. Daniels (3g), 535 yards, 68 attempts
Completions	23	George Godsey vs. Stanford (2001 Seattle)	Passing
Passing Yards	326	Taylor Bennett vs. West Virginia (2007 Gator)	Joe Hamilton (3g), 756 yards
Completion Percentage	.733 (11-15) .696 (16-23)	Tevin Washington vs. Utah (2011 Sun) Shawn Jones vs. Nebraska (1991 Citrus)	Pass Attempts
Total Offense	356	Joe Hamilton vs. West Virginia (1997 Carquest) (274 pass, 82 rush)	Joe Hamilton (3g), 96 attempts
Receptions	10	Kelly Campbell vs. Stanford, (2001 Seattle)	Completions
Receiving Yards	186	Calvin Johnson vs. West Virginia (2007 Gator)	Joe Hamilton (3g), 52 completions
Touchdowns	4	P.J. Daniels vs. Tulsa (2004 Humanitarian)	Touchdown Passes
Rushing Touchdowns	4	P.J. Daniels vs. Tulsa (2004 Humanitarian)	Pepper Rodgers (2g), 5 TD
Passing Touchdowns	3	Jim Still vs. Kansas (1948 Orange), Pepper Rodgers vs. West Virginia (1954 Sugar), Jim Stevens vs. Iowa State (1972 Liberty), Joe Hamilton vs. Notre Dame (1999 Gator), Taylor Bennett vs. West Virginia (2007 Gator)	Total Offense
Touchdown Receptions	2	George Brodnax vs. St. Mary's (1947 Oil), Jim Patton vs. Kansas (1948 Orange), Dez White vs. Notre Dame (1999 Gator), Calvin Johnson vs. West Virginia (2007 Gator)	Joe Hamilton (3g), 906 yards
Points Scored	24	P.J. Daniels vs. Tulsa (2004 Humanitarian)	Receptions
Points Scored by Kicking	15	Harrison Butker vs. Kentucky (2016 Taxslayer)	Kelly Campbell (4g), 18 receptions , 176 yds.
Field Goals	4	Harrison Butker vs. Kentucky (2016 Taxslayer)	Receiving Yards
PATs	7	Travis Bell vs. Syracuse (2004 Champs)	Calvin Johnson (3g), 266 yards, 13 receptions
Interceptions	2	Harrison Butker vs. Mississippi State (2014 Orange) Tom Bleick vs. Texas Tech (1965 Gator) Rick Lewis vs. Texas Tech (1970 Sun)	Touchdowns
Tackles	16	Ron Rogers vs. West Virginia (1997 Carquest)	P.J. Daniels (3g), 6 touchdowns
Longest Run	69 (TD) 68 (TD)	Synjyn Days vs. Mississippi State (2014 Orange) Joseph Auer vs. Penn State (1961 Gator)	
Longest Pass	80 (TD)	Reggie Ball to Nate Curry (2004 Champs)	
Longest Field Goal	52	Harrison Butker vs. Kentucky (2016 TaxSlayer)	
Longest Interception Return	74 73	Quayshawn Nealy vs. Utah (2011 Sun) W.P. McHugh vs. St. Mary's (1947 Oil)	
Longest Fumble Return	38	P.J. Davis vs. Kentucky (2016 TaxSlayer)	
Longest Kickoff Return	44	Dennis Andrews vs. Mississippi (2013 Music City)	
Longest Punt Return	63	Willie Clay vs. Stanford (1991 Aloha)	
Longest Punt	67	Jason Bender vs. Stanford (1991 Aloha)	
Best Punting Average	49.1 (7 punts)	Chandler Anderson vs. Iowa (2010 Orange)	

FIRST-TEAM ALL-AMERICANS

YEAR	PLAYER, POS.	HOMETOWN	FIRST-TEAM ALL-AMERICA
2020	* # Pressley Harvin III, P	Alcolu, S.C.	AP, AFCA, FWAA, TSN, WCF
2014	Shaquille Mason, OG	Columbia, Tenn.	USAT
2009	Derrick Morgan, DE	Coatesville, Penn.	AP, AFCA, PFW
2008	Michael Johnson, DE	Selma, Ala.	AFCA
2007	Durant Brooks, P	Macon, Ga.	Rivals, SI.com, ESPN.com, CFN, PFW
2006	* # Calvin Johnson, WR	Tyrone, Ga.	AP, AFCA, FWAA, WCF, TSN
2005	Calvin Johnson, WR	Tyrone, Ga.	AFCA
2000	* Chris Brown, T	Augusta, Ga.	AP, AFCA, FWAA, FN
1999	* Joe Hamilton, QB	Alvin, S.C.	AP, AFCA, FWAA, FN, WC
1998	* Craig Page, C	Jupiter, Fla.	AP, FWAA, TSN
1992	Coleman Rudolph, DT	Valdosta, Ga.	WCF, SH, TSN
1992	Scott Sisson, K	Marietta, Ga.	WCF
1991	Marco Coleman, OLB	Dayton, Ohio	SH, FWAA
1990	Marco Coleman, OLB	Dayton, Ohio	SH
1990	* # Ken Swilling, FS	Toccoa, Ga.	AP, UPI, SH, AFCA, FWAA, WCF, TSN, FN
1986	John Davis, T	Ellijay, Ga.	SH
1985	John Davis, T	Ellijay, Ga.	TSN
1985	Pat Swilling, DE	Toccoa, Ga.	FWAA
1978	Don Bessilleu, DB	Decatur, Ga.	TSN
1977	Lucius Sanford, LB	Atlanta, Ga.	AFCA, TSN
1974	Randy Rhino, DB	Charlotte, N.C.	WCF
1973	* Randy Rhino, DB	Charlotte, N.C.	UPI, AFCA, WCF
1972	Randy Rhino, DB	Charlotte, N.C.	FWAA
1971	Smylie Gebhart, DE	Meridian, Miss.	AP
1970	* Rock Perdoni, DT	Wellesley, Mass.	AP, UPI, AFCA, FWAA, TSN, Central Press, WCF
1966	* Jim Breland, C	Blacksburg, Va.	AP, UPI, NEA, AFCA, Central Press
1966	Lenny Snow, TB	Daytona Beach, Fla.	FWAA
1964	Gerry Bussell, DB	Jacksonville, Fla.	TSN
1963	Billy Lothridge, QB	Gainesville, Ga.	AP, FWAA
1963	Billy Martin, E	Gainesville, Ga.	NEA, TSN
1962	Rufus Guthrie, G	Atlanta, Ga.	AFCA, FWAA
1959	* Maxie Baughan, C	Bessemer, Ala.	AP, UPI, AFCA, TSN
1957	Don Stephenson, C	Bessemer, Ala.	UPI, TSN
1956	Allen Ecker, G		NYDN
1956	Don Stephenson, C	Bessemer, Ala.	FWAA
1953	* Larry Morris, C	Decatur, Ga.	AP, UP, AA, Colliers, TSN
1952	Pete Brown, OC	Rossville, Ga.	AP
1952	Leon Hardeman, HB	Lafayette, Ga.	INS, AA, TSN
1952	Buck Martin, E	Haleyville, Ala.	Colliers
1952	* Hal Miller, OT	Kingsport, Tenn.	UP, NEA, TSN, FWAA
1952	Bobby Moorhead, DB	Miami, Fla.	AP, INS
1952	George Morris, LB	Vicksburg, Miss.	NEA, FWAA
1951	Ray Beck, G	Cedartown, Ga.	AP-D, NEA-D, FWAA, Colliers
1951	Lamar Wheat, DT	Chattanooga, Tenn.	INS
1948	George Brodnax, E	Atlanta, Ga.	Colliers
1948	Bill Healy, DG		NEA, INS, TSN, FWAA
1947	* Bobby Davis, T	Columbus, Ga.	INS, UP, NEA, AFCA, Colliers, TSN, FWAA
1946	* Paul Duke, C	Atlanta, Ga.	AP, UP, NEA, Colliers, AA, AFCA, WCF
1944	* Phil Tinsley, E	Bessemer, Ala.	INS, AP, NEA, WCF, AA, Colliers, FN, TSN
1943	John Steber, G		INS, AP, AA, WCF
1942	* Harvey Hardy, G	Marion, Ala.	INS, UP, NEA, Newsweek
1939	Robert L. Ison, E	Atlanta, Ga.	Hearst
1928	Warner Mizell, HB		INS, NANA
1928	* Peter Pund, C	Augusta, Ga.	INS, WCF, AA, Colliers, UP, NEA
1928	Frank Speer, T	Atlanta, Ga.	AP
1920	* Bill Fincher, E		WCF
1918	* Bill Fincher, E		Menke
1918	* A.M. (Bum) Day, C		WCF
1918	* Joe Guyon, T-HB	White Earth, Minn.	Menke
1917	Walker Carpenter, T	Newman, Ga.	Menke
1917	* Everett Strupper, HB		Menke, NEA

KEY	
*	Consensus All-America
#	Unanimous All-America
AA	All-America Board
AFCA	Football Coaches
AP	Associated Press
CBS	CBS Sports
CFN	College Football News
FD	Football Digest
FN	Football News
FWAA	Football Writers Association
INS	International News Service
Menke	Frank Menke Syndicate
NANA	North American Newspaper Alliance
NEA	Newspaper Enterprise Association
NYDN	New York Daily News
PFW	Pro Football Weekly
Rivals	Rivals.com
SH	Scripps-Howard News Service
SI	Sports Illustrated
TSN	The Sporting News
UP/UIP	United Press/International
USAT	USA TODAY
WCF	Walter Camp Foundation



Calvin Johnson became the latest of Georgia Tech's 17 all-time consensus first-team All-Americans when he earned the recognition in 2006.



ALL-AMERICANS

YEAR	PLAYER, POS.	ALL-AMERICA		
1916	George "Pup" Phillips, C	WCF (3rd)	Eddie Prokop, HB	AP (2nd), UP (2nd), TSN (2nd), INS (2nd), Central Press (2nd), FD (2nd)
1917	Walker "Big Six" Carpenter, T	Menke (1st), WCF (unknown)	John Steber, G	AP (1st), AA Board (1st), INS (1st), UP (2nd), TSN (2nd)
	Joe Guyon, HB	NEA (2nd), WCF (unknown)		AA Board (1st), TSN (1st), AP (1st), INS (1st), NEA (1st), WCF (1st), FN (1st), Central Press (1st), Grantland Rice (1st), UP (2nd), FWAA (2nd), FD (2nd)
	Judy Harlan, FB	WCF (unknown)		FWAA (2nd)
	Albert "Buster" Hill, QB	INS (2nd), WCF (unknown)	1944 Phil Tinsley, E *	AP (1st), UP (1st), NEA (1st), WCF (1st), Colliers (1st), AA Board (1st), AFCA (1st), FWAA (2nd)
	George "Pup" Phillips, C	Menke (1st), NEA (1st), INS (2nd), WCF (unknown)		INS (1st), UP (1st), AFCA (1st), Colliers (1st), FWAA (1st), TSN (1st), NEA (1st)
	Everett Strupper, HB *			FWAA (3rd)
1918	Ashel "Bum" Day, C *	WCF (1st)	1946 Paul Duke, C *	AP (1st), UP (1st), NEA (1st), WCF (1st), Colliers (1st), AA Board (1st), AFCA (1st), FWAA (2nd)
	Bill Fincher, E *	Menke (1st), WCF (2nd)		INS (1st), UP (1st), AFCA (1st), Colliers (1st), FWAA (1st), TSN (1st), NEA (1st)
	Ralph "Buck" Flowers, FB	WCF (2nd)		FWAA (3rd)
	Joe Guyon, HB *	Menke (1st)	1947 Bobby Davis, T	INS (1st), UP (1st), AFCA (1st), Colliers (1st), FWAA (1st), TSN (1st), NEA (1st)
1920	Bill Fincher, E *	WCF (1st)	Bobby Davis, T *	INS (1st), UP (1st), AFCA (1st), Colliers (1st), FWAA (1st), TSN (1st), NEA (1st)
	Ralph "Buck" Flowers, FB	INS (3rd)		FWAA (3rd)
1921	David "Red" Barron, FB	WCF (3rd), INS (3rd)	1948 Bill Healy, DG	Colliers (1st)
	Judy Harlan, FB	Football World (3rd), NEA (3rd)	Bill Healy, DG	NEA (1st), INS (1st), TSN (1st), FWAA (1st)
1922	David "Red" Barron, FB	WCF (2nd), Menke (2nd)	1951 Ray Beck, G	AP (1st), NEA (1st), FWAA (1st), Colliers (1st)
1924	Walter Godwin, G	INS (3rd)	Lamar Wheat, DT	INS (1st)
	Doug Wycoff, FB	INS (2nd)	1952 Pete Brown, C	AP (1st), NEA (2nd)
1925	Walter Godwin, G	Grantland Rice (2nd)	Leon Hardeman, HB	INS (1st), AA Board (1st), TSN (1st), NEA (2nd), UP (2nd)
	Doug Wycoff, FB	UP (2nd), INS (3rd)	Buck Martin, E	Colliers (1st)
1928	Roy "Father" Lumpkin, FB	NEA (3rd)	Hal Miller, OT *	UP (1st), NEA (1st), TSN (1st), FWAA (1st)
	Warner Mizell, HB	NANA (1st), INS (1st), AP (2nd), UP (2nd), Central Press (2nd), NEA (2nd), AA Board (3rd)	Bobby Moorhead, DB	AP (1st), INS (1st)
	Peter Pund, C *	Grantland Rice (1st), AA Board (1st), UP (1st), NEA (1st), INS (1st), NANA (2nd), Central Press (2nd), AP (3rd)	George Morris, LB	NEA (1st), FWAA (1st), AP (2nd)
	Frank Speer, T	AP (1st)	1953 Larry Morris, C *	AP (1st), UP (1st), AA Board (1st), Colliers (1st), TSN (1st), INS (2nd)
1930	Vance Maree	INS (3rd)	1955 Franklin Brooks, G	UP (3rd)
1937	Bill Jordan, E	AP (2nd), INS (2nd), NEA (3rd)	1956 Allen Ecker, G	NYDN (1st), INS (2nd), UP (2nd)
1938	Jack Chivington, G	Hearst (2nd)	Don Stephenson, C	FWAA (1st), AP (2nd), UP (3rd)
1939	Bob Ison, E	Hearst (1st), Central Press (3rd), NEA (3rd)	1957 Don Stephenson, C	UPI (1st), TSN (1st)
1940	Bob Ison, E	UP (3rd)	1959 Maxie Baughan, C *	AP (1st), UPI (1st), AFCA (1st), FN (1st), TSN (1st)
1942	Clint Castleberry, RB	UP (2nd), INS (2nd), NEA (2nd), AP (3rd), TSN (3rd)	1961 Rufus Guthrie, G	TSN (3rd)
	Harvey Hardy, G *	UP (1st), INS (1st), NEA (1st), Central Press (1st), Newsweek (1st), AP (2nd)		
	Ed Ryckley, G	Football News (2nd)		
1943	George Manning, C	TSN (2nd)		



Everett Strupper was one of six Georgia Tech All-Americans in 1917.



After earning All-America recognition as a freshman in 1942, Clint Castleberry enlisted in the U.S. Army Air Force to fight in World War II. He was killed in action while co-piloting a B-26 Marauder in Africa on Nov. 7, 1944. His No. 19 remains Georgia Tech football's only retired number.

1962	Rufus Guthrie, G	AFCA (1st), FWAA (1st), FN (1st), NEA (2nd), AP (2nd), UPI (2nd)	Scott Sisson, K	WCF (1st), AP (2nd), TSN (2nd), FN (2nd)
	Billy Lothridge, QB	UPI (3rd)	1994	Jason Bender, P
	Mike McNames, FB	NEA (3rd)		AP (3rd), College Sports Magazine (3rd)
	Dave Watson, G	UPI (3rd)	1996	Curtis McGee, T
1963	Billy Lothridge, QB	AP (1st), FWAA (1st), UPI (2nd)	1997	Rodney Williams, P
	Billy Martin, E	NEA (1st), TSN (1st), UPI (2nd)	1998	Craig Page, C *
1964	Gerry Bussell, DB	TSN (1st)	1999	Joe Hamilton, QB *
	Bill Curry, C	AFCA (2nd)		AP (1st), FWAA (1st), FN (1st), AFCA (1st), WCF (1st), TSN (2nd)
1966	Lenny Snow, TB	FWAA (1st), FN (2nd)		Jon Carman, T
	Jim Breland, C *	AP (1st), UPI (1st), NEA (1st), AFCA (1st), FN (1st), Central Press (1st)	2000	Chris Brown, T *
1969	Rock Perdoni, DT	AP (3rd)	2001	Greg Gathers, DE
1970	Rock Perdoni, DT *	AP (1st), UPI (1st), AFCA (1st), WCF (1st), FWAA (1st), TSN (1st), Central Press (1st)	2005	Calvin Johnson, WR
		AP (1st)	2006	Calvin Johnson, WR * #
1971	Smylie Gebhart, DE	FWAA (1st), AP (2nd)		Durant Brooks, P
1972	Randy Rhino, DB	UPI (1st), AFCA (1st), WCF (1st)		Philip Wheeler, LB
1973	Randy Rhino, DB *	WCF (1st), AP (2nd), UPI (2nd)	2007	Durant Brooks, P
1974	Randy Rhino, DB	AP (3rd)		Vance Walker, DT
1975	Leo Tierney, C	UPI (2nd), AP (3rd)	2008	Morgan Burnett, S
1976	Leo Tierney, C	AFCA (1st), TSN (1st), AP (2nd)		Michael Johnson, DE
1977	Lucius Sanford, LB	TSN (1st)	2009	Cord Howard, OL
1978	Don Bessilieu, DB	AP (2nd), UPI (2nd)		Derrick Morgan, DE
	Eddie Lee Ivery, RB	FN (3rd)		Demaryius Thomas, WR
1984	Robert Lavette, RB	TSN (1st), FN (2nd)	2011	Omoregie Uzzi, OL
1985	John Davis, OL	FWAA (1st), FN (3rd)	2012	Omoregie Uzzi, OL
	Pat Swilling, OLB	SH (1st), UPI (2nd)	2013	Jeremiah Attaochu, DE
1986	John Davis, OL	AP (3rd)	2014	Shaquille Mason, OG
1989	Ken Swilling, FS	SH (1st)		
1990	Marco Coleman, OLB	AP (1st), UPI (1st), WCF (1st), AFCA (1st), FWAA (1st), TSN (1st), FN (1st)	2020	Pressley Harvin III, P*#
	Ken Swilling, FS*#	AP (2nd), UPI (2nd), TSN (2nd), FN (2nd)		
1991	Willie Clay, CB	WCF (1st), TSN (1st), SH (1st), AP (2nd), UPI (2nd), FN (2nd)	2021	Jahmyr Gibbs, RB
	Marco Coleman, OLB	WCF (1st), TSN (1st), SH (1st), AP (2nd), UPI (2nd), FN (2nd)		
1992	Coleman Rudolph, DT	WCF (1st), TSN (1st), SH (1st), AP (2nd), FN (2nd)		



Randy Rhino is the only three-time All-American in Georgia Tech football history.



Joe Hamilton was a consensus first-team All-American in 1999 and finished second in voting for the Heisman Trophy.

NATIONAL AWARDS

AFCA ALLSTATE GOOD WORKS TEAM

2016	KeShun Freeman
2019	Jahaziel Lee

BILETNIKOFF AWARD

RECEIVER

1998	Dez White (Semifinalist)
1999	Dez White (Semifinalist)
2005	Calvin Johnson (Semifinalist)
2006	Calvin Johnson (Winner)
2009	Demaryius Thomas (Semifinalist)

BROYLES AWARD

ASSISTANT COACH

1998	Ralph Friedgen (Finalist)
1999	Ralph Friedgen (Winner)

BURLSWORTH TROPHY

TOP FORMER WALK-ON

2010	Sean Bedford (Winner)
------	-----------------------

BUTKUS AWARD

LINEBACKER

1991	Marco Coleman (Finalist)
------	--------------------------

BEDNARIK AWARD

DEFENSE

2008	Vance Walker (Semifinalist)
------	-----------------------------

DAVEY O'BRIEN AWARD

QUARTERBACK

1992	Shawn Jones (Finalist)
1999	Joe Hamilton (Winner)

DOAK WALKER AWARD

RUNNING BACK

2009	Jonathan Dwyer (Semifinalist)
------	-------------------------------

DRADDY TROPHY

"ACADEMIC HEISMAN"

2008	Darryl Richard (Finalist)
------	---------------------------

JIM THORPE AWARD

DEFENSIVE BACK

1989	Ken Swilling (6th)
1990	Ken Swilling (Finalist/3rd)
1991	Willie Clay (Semifinalist)
2003	James Butler (Semifinalist)
2004	James Butler (Semifinalist)

JOHNNY UNITAS AWARD

SENIOR QUARTERBACK

1992	Shawn Jones (Finalist)
1999	Joe Hamilton (Finalist)

LOMBARDI AWARD

LINEMAN

1970	Rock Perdoni (Finalist)
1992	Coleman Rudolph (Semifinalist)

LOU GROZA AWARD

PLAKEYICKER

1992	Scott Sisson (Finalist)
2000	Luke Manget (Semifinalist)
2004	Travis Bell (Semifinalist)
2007	Travis Bell (Semifinalist)

HEISMAN TROPHY

VOTING

1942	Clint Castleberry, HB (3rd)
1943	Eddie Prokop, HB (5th)
1962	Billy Lothridge, QB (8th)
1963	Billy Lothridge, QB (2nd)
1966	Lenny Snow, TB (14th)
1978	Eddie Lee Ivery, TB (8th)
1999	Joe Hamilton, QB (2nd)
2006	Calvin Johnson, WR (10th)

LOWE'S SENIOR CLASS AWARD

2008	Darryl Richard (Finalist)
2010	Sean Bedford (Finalist)

MAXWELL AWARD

NATIONAL PLAYER

1999	Joe Hamilton, QB (Finalist)
2006	Calvin Johnson, WR (Semifinalist)

MOSI TATUPU AWARD

SPECIAL TEAMS

1997	Rodney Williams (Finalist)
1998	Rodney Williams (Finalist)
2001	Kelly Campbell (Finalist)

OUTLAND TROPHY

LINEMAN

1998	Craig Page, C (Finalist)
------	--------------------------

RAY GUY AWARD

PUNTER

2006	Durant Brooks (Finalist)
2007	Durant Brooks (Winner)
2020	Pressley Harvin III (Winner)

RIMINGTON TROPHY

CENTER

2003	Hugh Reilly, C (Finalist)
------	---------------------------

TED HENDRICKS AWARD

DEFENSIVE END

2009	Derrick Morgan (Finalist)
------	---------------------------

PRESEASON ALL-AMERICA

PLAYBOY MAGAZINE

1962	Dave Watson, G
1970	Rock Perdoni, DL
1974	Randy Rhino, DB
1976	Leo Tierney, C
1977	Lucius Sanford, LB
1987	Riccardo Ingram, DB
1991	Ken Swilling, DB
	Marco Coleman, OLB
2002	Dan Dyke, P (scholar-athlete)
2007	Durant Brooks, P

NATIONAL PLAYER OF THE WEEK

SPORTS ILLUSTRATED

Oct. 8, 1966	– Kim King, QB vs. Tennessee
Oct. 29, 1984	– John Davis, T vs. Clemson
Oct. 15, 1988	– Andre Thomas, DB vs. South Carolina
Oct. 13, 1989	– Ken Swilling, DB vs. Clemson

AT&T

Nov. 29, 2008	– Roddy Jones, RB vs. Georgia
---------------	-------------------------------

WALTER CAMP

Oct. 29, 2016	– Justin Thomas, QB vs. Duke
---------------	------------------------------

MANNING AWARD STAR OF THE WEEK

Sept. 4, 2017	– TaQuon Marshall, QB vs. Tennessee
---------------	-------------------------------------

DAVEY O'BRIEN AWARD "GREAT 8"

Sept. 4, 2017	– TaQuon Marshall, QB vs. Tennessee
---------------	-------------------------------------

NCAA SILVER ANNIVERSARY AWARD

DISTINGUISHED STUDENT-ATHLETE ON 25TH ANNIVERSARY OF END OF INTERCOLLEGIATE ATHLETICS ELIGIBILITY

1980	Larry Morris (1955)
2000	Steve Raible (1975)

ACADEMIC AWARDS

COSIDA ACADEMIC ALL-AMERICA HALL OF FAME

1996	Wade Mitchell
------	---------------



The CoSIDA Academic All-America Hall of Fame recognizes former Academic All-America student-athletes who graduated at least 10 years prior and have gone on to great success after athletics. Wade Mitchell became Georgia Tech's first inductee in 1996. An Academic All-America in 1955, the former standout quarterback and safety went on to become a prominent Atlanta banking executive.

NCAA POSTGRADUATE SCHOLARSHIP

1968	Bill Eastman
1975	James Robinson
1981	Sheldon Fox
1983	Ellis Gardner
1986	John Ivmeyer
2002	Dan Dyke



NATIONAL FOOTBALL FOUNDATION SCHOLAR-ATHLETE

1968	Bill Eastman	1984
1980	Sheldon Fox	

ACADEMIC ALL-AMERICA

1952	Ed Gossage, G (1st)	
	Larry Morris, LB (1st)	1985
	Cecil Trainer, E (1st)	
1954	John Hunsinger, FB (1st)	
1955	Wade Mitchell, QB (1st)	
1956	Allen Ecker, G (1st)	
1958	Floyd Faucette, B (2nd)	1986
	Foster Watkins, G (3rd)	
1966	W.J. Blaine, LB (1st)	
	Jim Breland, C (1st)	1987
	Bill Eastman, DB (1st)	
	Bill Eastman, DB (1st)	
1967	Sheldon Fox, LB (1st)	
1980	Ellis Gardner, T (2nd)	1987
1982	Stefen Scotton, FB (2nd)	
1989	Stefen Scotton, FB (1st)	
1990	Stefen Scotton, FB (1st)	1989
1999	Dan Dyke, P (1st)	
2000	Dan Dyke, P (1st)	1990
2001	Dan Dyke, P (1st)	
2002	Dan Dyke, P (1st)	
2007	Darryl Richard, DT (2nd)	1991

ACADEMIC ALL-DISTRICT

1995	Grant Baynham, TE	1995
1996	Grant Baynham, TE	
	Dave Frakes, K	1996
1997	Dave Frakes, K	1998
1999	Dan Dyke, P	
2000	Dan Dyke, P	
2001	Dan Dyke, P	1999
2002	Dan Dyke, P	
	Jeremy Muyres, DB	2000
2003	Hal Higgins, P	
2007	Darryl Richard, DT	2001
2016	Brad Stewart, WR	
2018	Andrew Marshall, OL	
	Malik Rivera, DB	
	Brad Stewart, WR	2002
2020	Ryan Johnson, OL	
2022	Gavin Stewart, K	

JIM TATUM AWARD

ACC'S TOP SENIOR SCHOLAR-ATHLETE

2002	Jeremy Muyres, FS	2003
2008	Darryl Richard, DT	

ACC POSTGRADUATE SCHOLARSHIP

1989	Cedric Stallworth	
1996	Grant Baynham	
1997	Dave Frakes	
2002	Dan Dyke	
2003	Hal Higgins	2004
2004	Nate Curry	
2013	Will Jackson	
2015	Matt Connors	

ACADEMIC ALL-ACC

1980	Ellis Gardner, T	
	Mark Schultz, C	
	Mark Bradley, NG	2006
	Sheldon Fox, LB	
1981	Ellis Gardner, T	
	Mark Sheffield, S	2007
1982	Ellis Gardner, T	
	Sam Kelly, DE	
	Eddie Fortier, FB	2008
1983	John Ivey, T	

Rob Horton, LB	
Mike Martin, LB	
John Dewberry, QB	
Sam Bracken, G	2009
Paul Menegazzi, DB	
Chuck Easley, FB	2010
Tony Kepano, G	
Sam Bracken, G	
John Dewberry, QB	2011
Chuck Easley, TB	
Andy Hearn, C	
John Ivey, T	
Bart Jones, DB	2012
Steve Mullen, DE	
Cedric Stallworth, DB	
Jim Stradley, C	2013
Rick Strom, QB	
Mitch Waters, T	
Steve Mullen, DE	2014
Cedric Stallworth, DB	
Rick Strom, QB	2015
Steve Mullen, DT	
David Hicks, OLB	2016
Stefen Scotton, FB	
Stefen Scotton, FB	1990
Jay Martin, DB	
Jerrelle Williams, ILB	2017
Coleman Rudolph, DT	
Rodney Wilkerson, ILB	2018
Grant Baynham, TE	
Dave Frakes, K	1996
Dave Frakes, K	1998
Felipe Claybrooks, DE	
Mike Sheridan, SE	
Kofi Smith, CB	
Dan Dyke, P	1999
Travares Tillman, DB	
Felipe Claybrooks, DE	2000
Dan Dyke, P	
Jeremy Muyres, DB	2001
Dan Dyke, P	
George Godsey, QB	
Jeremy Muyres, DB	
Kelley Rhino, SP	
Dan Dyke, P	2002
Jeremy Muyres, DB	
Kelley Rhino, SP	
Luke Manget, PK	
Daryl Smith, LB	2022
James Butler, DB	
Nate Curry, WR	
P.J. Daniels, RB	
John Paul Foschi, TE	
Eric Henderson, DE	
Hal Higgins, P	
Chris Reis, DB	
Gerris Wilkinson, DE	
Travis Bell, PK	2004
James Butler, DB	
Nate Curry, WR	
P.J. Daniels, RB	
Chris Reis, LB	
Travis Bell, PK	2005
Chris Reis, LB	
Kevin Tuminello, C	
Travis Bell, PK	2006
Darryl Richard, DT	
Kevin Tuminello, C	
Travis Bell, PK	2007
Tashard Choice, RB	
Colin Peek, TE	
Kevin Tuminello, C	
Roddy Jones, RB	

Darryl Richard, DT	
Jaybo Shaw, QB	
Cooper Taylor, S	
Roddy Jones, RB	
Logan Walls, DT	
Scott Blair, K	2010
Will Jackson, OG	
Roddy Jones, RB	
Logan Walls, DT	
Will Jackson, OG	2011
Preston Lyons, RB	
Jason Peters, DE	
Logan Walls, DT	
Ray Beno, OT	2012
Will Jackson, OG	
Ray Beno, OT	2013
Trey Braun, OG	
Harrison Butker, K	
Isaiah Johnson, S	2014
Trevor Stroebel, LS	
Trey Braun, OL	2015
Marcus Marshall, RB	
Parker Braun, OG	2016
Andrew Marshall, OT	
Rod Rook-Chungong, DE	
Brad Stewart, WR	
Parker Braun, OG	2017
Brad Stewart, WR	
Jalen Johnson, LB	2018
Andrew Marshall, OL	
Brad Mitchell, LB	
Malik Rivera, DB	
Brad Stewart, WR	
Parker Braun, OL	
Tre Swilling, DB	
Wesley Wells, PK	2019
David Curry, LB	
Jared Southers, OL	
Tre Swilling, DB	
Jalen Camp, WR	2020
Ryan Johnson, OL	
Ryan Johnson, OL	2021
Cade Long, LS	
Kyrin McGowan, WR	
Mikey Minihan, OL	
David Shanahan, P	
Jeff Sims, QB	
Tre Swilling, DB	
Henry Freer, LS	2022
Jude Kelley, PK	
Dylan Leonard, TE	
Jason Moore, DL	
Clayton Powell-Lee, DB	
David Shanahan, P	
Gavin Stewart, K	

ACADEMIC ALL-SEC

1954	Bill Sennett, E	
	Wade Mitchell, QB	
1955	Wade Mitchell, QB	
1956	Allen Ecker, G	
	Wade Mitchell, QB	
	Dickie Mattison, FB	
1957	Foster Watkins, G	
1958	Floyd Faucette, HB	
1959	Floyd Faucette, HB	
1961	Larry Stallings, T	
1962	Larry Stallings, T	
	Frank Sexton, E	
	Tom Ballard, T	



ALL-SOUTHERN CONFERENCE		ALL-SEC			
1902	Jesse Thrash, T	1933	Bob Tharpe, T (AP-1st)	1948	Bill Healy, G (AP-1st)
1904	Lob Brown, T		Jimmy Slocum, E (AP-2nd)		George Brodnax, E (AP-1st)
1906	Lob Brown, E		Jack Phillips, FB (AP-2nd)		Frank Ziegler, B (AP-2nd)
1907	John Davis, T		Clyde Williams, T (AP-3rd)		Jim Vurgin, G (AP-3rd)
1910	Pat Patterson, T		Dave Wilcox, G (AP-3rd)		Clay Matthews, T (AP-3rd)
1911	Roy Goree, E	1934	C.W. Williams, T (AP-2nd)	1949	Tom Coleman, T (AP-2nd)
1914	Jim Senter, E		Shorty Roberts, B (AP-3rd)		Jimmy Jordan, B (AP-2nd)
1915	Wooch Fielder, B	1935	J.M. Fitzsimons, G (AP-1st)	1950	Dick Harvin, E (AP-3rd)
	Froggy Morrison, B		Dutch Konemann, B (AP-3rd)		Bob Bosssons, C (UPI-1st; AP-3rd)
	Jim Senter, E	1936	Dutch Konemann, B (AP-1st)		John Weigle, E (UPI-2nd; AP-3rd)
1916	Tommy Spense, B		J.M. Fitzsimons, G (AP-2nd)		Bobby North, B (AP-3rd)
	Everett Strupper, B	1937	Bill Jordan, E (AP-1st)	1951	Lum Snyder, T (AP-1st)
	Walker Carpenter, T		Fletcher Simms, B (AP-1st)		Darrell Crawford, QB (AP-1st; UPI-1st)
	Bob Lang, G		Jack Chivington, C (AP-3rd)		Lamar Wheat, DT (AP-1st; UPI-1st)
	Pup Phillips, C		Dutch Konemann, B (AP-3rd)		Ray Beck, G (AP-1st; UPI-1st)
1917	Albert Hill, B	1938	J.L. Brooks, G (AP-1st)		Buck Martin, E (AP-2nd; UPI-2nd)
	Everett Strupper, B		Jack Chivington, C (AP-2nd)		George Morris, LB (AP-2nd)
	Joe Guyon, B	1939	Bob Ison, E (AP-1st)		Hal Miller, T (AP-3rd)
	Shorty Guill, E		Howard Ector, B (AP-2nd)		Leon Hardeman, HB (AP-3rd; UPI-2nd)
	Bill Fincher, E		Neil Cavette, G (AP-3rd)	1952	Larry Morris, LB (AP-3rd)
	Walker Carpenter, T		Buck Murphy, B (AP-3rd)		Pete Brown, C (AP-1st; UPI-2nd)
	Pup Phillips, C	1940	Bob Ison, E (AP-2nd)		Hal Miller, T (AP-1st; UPI-2nd)
1919	Judy Harlan, B		Johnny Bosch, B (AP-3rd)		Leon Hardeman, HB (AP-1st; UPI-1st)
	Buck Flowers, B	1941	Charles Sanders, T (AP-2nd)		Sam Hensley, DE (AP-1st)
	Red Barron, B		George Webb, E (AP-2nd)		Buck Martin, OE (AP-2nd; UPI-1st)
	Albert Staton, E	1942	Harvey Hardy, G (AP-1st)		George Morris, LB (AP-1st; UPI-1st)
	Dummy LeBey, G		Clint Castleberry, B (AP-1st)		Larry Morris, LB (AP-1st; UPI-3rd)
	Pup Phillips, C		George Manning, C (AP-2nd)		Bobby Moorhead, DB (AP-1st)
1920	Buck Flowers, B		Jack Marshall, E (AP-3rd)		Orville Vereen, G (AP-2nd; UPI-2nd)
	Red Barron, B	1943	Phil Tinsley, E (AP-1st)		Jake Shoemaker, OG (AP-2nd)
	John Staton, E		John Steber, G (AP-1st)		Ed Gossage G (AP-3rd; UPI-3rd)
	Bill Fincher, E		Bill Chambers, T (AP-1st)		Jeff Knox, E (AP-3rd)
1921	Judy Harlan, B		Eddie Prokop, B (AP-1st)		Billy Teas, HB (AP-3rd)
	Red Barron, B		George Manning, C (AP-2nd)		Bob Sherman, DT (AP-3rd)
	Albert Staton, T		Frank Beall, G (AP-2nd)	1953	Charlie Brannon, DB (AP-3rd)
1922	Red Barron, B		Walt Kilzer, E (AP-2nd)		Larry Morris, C (AP-1st; UPI-1st)
	Oscar Davis, G		Mickey Logan, B (AP-2nd)		Glen Turner, B (AP-1st; UPI-2nd)
	Claire Frye, C		Jim Wilson, E (AP-3rd)		Bob Sherman, T (AP-2nd; UPI-3rd)
1923	Doug Wycoff, B		W.N. Smith, T (AP-3rd)		Leon Hardeman, B (AP-2nd; UPI-2nd)
	John Staton, E		Charley Hoover, G (AP-3rd)		Sam Hensley, E (AP-3rd; UPI-2nd)
1924	Doug Wycoff, B		Frank Broyles, B (AP-3rd)		Billy Teas, B (AP-3rd; UPI-2nd)
	Walter Godwin, G	1944	Phil Tinsley, E (AP-1st)		Glenn Turner, B (UPI-2nd)
1925	Doug Wycoff, B		Frank Broyles, E (AP-1st)		Orville Vereen, G (UPI-2nd)
	Walter Godwin, G		Maurice Furchgott, G (AP-2nd)	1954	Larry Morris, C (AP-2nd; UPI-1st)
	Owen Poole, C		Allen Bowen, B (AP-2nd)		Franklin Brooks, G (AP-1st; UPI-1st)
	Mack Tharpe, T		Roland Phillips, G (AP-3rd)		Henry Hair, E (AP-1st; UPI-1st)
1927	Stumpy Thomason, B		George Mathews, B (AP-3rd)		Jimmy Thompson, B (AP-3rd; UPI-3rd)
	Peter Pund, C	1945	Bobby Davis, T	1955	Franklin Brooks, G (AP-1st; UPI-1st)
	Frank Speer, T		Paul Duke, C (AP-2nd)		Henry Hair, E (UPI-1st)
	Ed Crowley, E		George Mathews, B (AP-2nd)		George Volkert, B (AP-2nd; UPI-3rd)
1928	Warner Mizell, B		George Hills, G (AP-3rd)		Jimmy Morris, C (UPI-2nd)
	Raleigh Drennon, G		Walt Kilzer, E (AP-3rd)		Carl Vereen, T (UPI-3rd)
	Peter Pund, C	1946	Bobby Davis, T (AP-1st)		Wade Mitchell (UPI-3rd)
	Frank Speer, T		Paul Duke, C (AP-1st)	1956	Don Stephenson, C (AP-1st; UPI-1st)
	Ken Thrash, T		Frank Broyles, B (AP-1st)		Ken Owen, B (AP-1st; UPI-3rd)
	Stumpy Thomason, B		Bill Healy, G (AP-2nd)		Allen Ecker, G (AP-2nd; UPI-1st)
	Tom Jones, E		Pat McHugh, B (AP-3rd)		Paul Rotenberry, B (AP-2nd; UPI-2nd)
1930	Vance Maree, T	1947	Bobby Davis, T (AP-1st)		Carl Vereen, T (AP-3rd; UPI-2nd)
1932	Monk Neblett, C		Bill Healy, G (AP-1st)		Tippy Vann, B (AP-3rd)
			Louis Hook, C (AP-3rd)		Jimmy Johnson, G (UPI-2nd)
			George Brodnax, E (AP-3rd)		Wade Mitchell, QB (UPI-3rd)
			Allen Bowen, B (AP-3rd)		George Volkert, B (UPI-3rd)
					George Volkert, B (UPI-3rd)
				1957	Don Stephenson, C (AP-1st; UPI-1st)
					Jerry Nabors, E (AP-2nd; UPI-2nd)
				1958	Gerald Burch, T (AP-3rd)



Maxie Baughan, C (AP-3rd)
 Floyd Faucette, B (AP-3rd)
 1959 Maxie Baughan, C (AP-1st; UPI-2nd)
 Gerald Burch, T (UPI-2nd)
 Toby Deese, C (AP-2nd)
 Taz Anderson, B (AP-3rd)
 Billy Shaw, T (UPI-3rd)
 1960 Billy Shaw, T (AP-1st; UPI-1st)
 Gerald Burch, T (AP-2nd; UPI-2nd)
 Billy Williamson, B (AP-2nd; UPI-2nd)
 Chick Graning, B (UPI-3rd)
 Ed Nutting, T (UPI-3rd)
 1961 Dave Watson, G (AP-1st; UPI-1st)
 Harold Ericksen, G (AP-2nd)
 Billy Williamson, B (AP-3rd; UPI-3rd)
 Rufus Guthrie, G (UPI-2nd)
 1962 Rufus Guthrie, G (AP-1st; UPI-1st)
 Dave Watson, G (AP-3rd; UPI-1st)
 Billy Lothridge, QB (AP-1st; UPI-1st)
 Billy Martin, E (AP-2nd; UPI-1st)
 Larry Stallings, G (AP-3rd)
 Mike McNames, B (AP-3rd; UPI-3rd)
 Ted Davis, E (UPI-3rd)
 1963 Billy Lothridge, QB (AP-1st; UPI-1st)
 Billy Martin, E (AP-1st; UPI-1st)
 Dave Simmons, C (AP-2nd)
 Ted Davis, E (UPI-3rd)

SEC COACH OF THE YEAR

1939 William Alexander (Nashville Banner)
 1951 Bobby Dodd (AP)

ALL-SOUTHERN INDEPENDENT

1968 John Sias, SE
 Joel Stevenson, TE
 Buck Shiver, LB
 Billy Kinard, DB
 1969 Rock Perdoni, DT
 Jeff Ford, DB
 John Riggie, LB
 Joe Vitunic, OG
 1970 Brent Cunningham, HB
 Bill Flowers, LB
 Jeff Ford, DB
 Richard Gardner, OG
 Rick Lantz, OT
 Rock Perdoni, DT
 1971 Rick Lantz, OT

ALL-ACC

1982 Robert Lavette, TB
 1984 John Dewberry, QB
 Tony Kepano, G (AP)
 Robert Lavette, TB
 Ken Whisenunt, TE
 1985 Cleve Pounds, DB
 Ted Roof, LB
 Pat Swilling, DE
 1986 Kyle Ambrose, DT
 John Davis, C
 Riccardo Ingram, DB
 1988 Cedric Stallworth, DB
 Willis Crockett, LB
 1989 Jerry Mays, RB (AP – 1st, UPI – 1st)
 Eric Thomas, LB (AP – 1st, UPI – 1st)
 Ken Swilling, DB (AP – 1st, UPI – 1st)
 Darryl Jenkins, T (AP – 2nd)
 Willie Burks, DT (AP – 2nd)
 1990 Ken Swilling, FS (1st)
 Calvin Tiggie, ILB (1st)
 Willie Clay, CB (1st)

Joe Siffrì, G (1st)
 Marco Coleman, OLB (1st)
 Tom Covington, TE (2nd)
 Emmett Merchant, WR (2nd)
 Jeremiah McClary, DT (2nd)
 Shawn Jones, QB (2nd)
 2004 Darryl Jenkins, T (2nd)
 1991 Willie Clay, CB (1st)
 Marco Coleman, OLB (1st)
 Mike Mooney, T (1st)
 Coleman Rudolph, DT (1st)
 Shawn Jones, QB (2nd)
 Greg Lester, FL (2nd)
 Jerrelle Williams, ILB (2nd)
 1992 Coleman Rudolph, DT (1st)
 Scott Sisson, K (1st)
 1993 Dorsey Levens, RB (1st)
 Jamal Cox, ILB (2nd)
 William Bell, RB (3rd)
 Brian Bravy, G (3rd)
 Michael Cheever, C (3rd)
 1994 Jason Bender, FL (1st)
 Jamal Cox, ILB (2nd)
 Brian Bravy, G (2nd)
 Lethon Flowers, CB (2nd)
 1995 Michael Cheever, C (2nd)
 Al Jackson, NG (2nd)
 Nathan Perryman, CB (2nd)
 Ron Rogers, ILB (2nd)
 C.J. Williams, TB (2nd)
 1996 Curtis McGee, T (1st)
 Harvey Middleton, FL (1st)
 Nathan Perryman, CB (2nd)
 1997 Rodney Williams, P (1st)
 Keith Brooking, LB (2nd)
 Ken Celaj, T (2nd)
 Ralph Hughes, DE (2nd)
 1998 Joe Hamilton, QB (1st)
 Craig Page, C (1st)
 Rodney Williams, P (1st)
 Jason Burks, G (2nd)
 Charlie Rogers, SP (2nd)
 Jesse Tarplin, DE (2nd)
 Travares Tillman, FS (2nd)
 2009 Dez White, SE (2nd)
 1999 Joe Hamilton, QB (1st)
 Jon Carman, T (1st)
 Kelly Campbell, FL (1st)
 Jason Burks, G (2nd)
 Travares Tillman, FS (2nd)
 Dez White, SE (2nd)
 2000 Chris Brown, T (1st)
 Greg Gathers, DE (1st)
 Brent Key, G (1st)
 Luke Manget, PK (1st)
 Kelly Campbell, WR/SP (2nd)
 George Godsey, QB (2nd)
 Jeremy Muyles, DB (2nd)
 Nick Rogers, DE (2nd)
 2001 Joe Burns, RB (1st)
 Kelly Campbell, WR (1st)
 Nat Dorsey, T (1st)
 Greg Gathers, DE (1st)
 Luke Manget, PK (1st)
 Kelley Rhino, SP (1st)
 Jeremy Muyles, DB (2nd)
 Nick Rogers, DE (2nd)
 2002 Jeremy Muyles, DB (1st)
 Nat Dorsey, T (2nd)
 Luke Manget, PK (2nd)
 Kerry Watkins, WR (2nd)
 Recardo Wimbush, LB (2nd)
 2003 James Butler, FS (1st)

P.J. Daniels, RB (1st)
 Keyaron Fox, LB (1st)
 Eric Henderson, DE (1st)
 Hugh Reilly, C (1st)
 Jonathan Smith, WR (2nd)
 2004 James Butler, FS (1st)
 Calvin Johnson, WR (1st)
 Travis Bell, PK (2nd)
 Eric Henderson, DE (2nd)
 Gerris Wilkinson, LB (2nd)
 Chris Reis, LB (hm)
 2005 Calvin Johnson, WR (1st)
 P.J. Daniels, RB (2nd)
 Eric Henderson, DE (2nd)
 Dawan Landry, FS (2nd)
 Gerris Wilkinson, LB (2nd)
 Brad Houghtcutt, OT (hm)
 2006 Joe Anoi, DT (1st)
 Durant Brooks, P (1st)
 Calvin Johnson, WR (1st)
 Jamal Lewis, S (1st)
 Tashard Choice, RB (2nd)
 Adamm Oliver, DE (2nd)
 Philip Wheeler, LB (2nd)
 Reggie Ball, QB (hm)
 Andrew Gardner, OT (hm)
 KaMichael Hall, LB (hm)
 2007 Travis Bell, PK (1st)
 Durant Brooks, P (1st)
 Tashard Choice, RB (1st)
 Andrew Gardner, OT (1st)
 Vance Walker, DT (1st)
 Darrell Robertson, DE (2nd)
 Kevin Tuminello, C (2nd)
 Philip Wheeler, LB (2nd)
 Jamal Lewis, S (hm)
 2008 Jonathan Dwyer, RB (1st)
 Andrew Gardner, OT (1st)
 Michael Johnson, DE (1st)
 Vance Walker, DT (1st)
 Morgan Burnett, S (2nd)
 Cord Howard, OL (2nd)
 Darryl Richard, DT (2nd)
 Derrick Morgan, DE (hm)
 2009 Sean Bedford, OL (1st)
 Jonathan Dwyer, RB (1st)
 Cord Howard, OL (1st)
 Derrick Morgan, DE (1st)
 Joshua Nesbitt, QB (1st)
 Demaryius Thomas, WR (1st)
 Morgan Burnett, S (2nd)
 Brad Jefferson, LB (hm)
 2010 Anthony Allen, RB (1st)
 Sean Bedford, C (1st)
 Omoregie Uzzi, G (2nd)
 2011 Omoregie Uzzi, G (1st)
 Julian Burnett, LB (2nd)
 Jeremiah Attaochu, LB (hm)
 Rod Sweeting, CB (hm)
 2012 Omoregie Uzzi, G (1st – M,C)
 Jeremiah Attaochu, LB (hm – M,C)
 T.J. Barnes, DT (hm – C)
 Jay Finch, C (hm – M,C)
 Jamal Golden, SP (hm – C)
 Will Jackson, OL (hm – M)
 Orwin Smith, RB (hm – M,C)
 2013 Shaquille Mason, G (1st – M; 3rd – C)
 Jeremiah Attaochu, DE (1st – C, 2nd – M)
 Robert Godhigh, RB (hm – M)
 Will Jackson, OL (hm – M)
 David Sims, RB (hm – M,C)
 2014 Adam Gotsis, DL (2nd – M,C)
 Zach Laskey, BB (2nd – M,C)



HONORS AND AWARDS

	Shaquille Mason, OG (2nd – M, C)	Jack DeFoor, OL (hm)
	Quayshawn Nealy, LB (2nd – C, 3rd – M)	Tre Swilling, DB (hm)
	DeAndre Smelter, WR (2nd – C, 3rd – M)	2020 Pressley Harvin III, P (1st)
	Justin Thomas, QB (2nd – C, 3rd – M)	David Curry, LB (hm)
	Jamal Golden, DB (3rd – M, C)	Jahmyr Gibbs, RB (hm)
	Freddie Burden, C (hm – M)	2021 Jahmyr Gibbs, RB (1st)
	Bryan Chamberlain, OT (hm – M)	Quez Jackson, LB (2nd)
	P.J. Davis, LB (hm – M)	Djimon Brooks, DL (hm)
	Syrjyn Days, BB (hm – M, C)	Devin Cochran, OL (hm)
	KeShun Freeman, DE (hm – M)	2022 Charlie Thomas, LB (hm)
	Jamal Golden, RET (hm – M)	Juanyleh Thomas, DB (hm)
	D.J. White, DB (hm – M)	Ayinde Eley, LB (2nd)
2015	Adam Gotsis, DT (3rd – C, hm – M)	LaMiles Brooks, DB (3rd)
	Freddie Burden, C (hm – C)	Charlie Thomas, LB (3rd)
	Trey Braun, OL (hm – M)	Keion White, DL (3rd)
	Bryan Chamberlain, OL (hm – M)	Hassan Hall, RB (hm)
2016	Freddie Burden, C (3rd – C, M)	Nate McCollum, WR (hm)
	Harrison Butker, PK (hm – M)	Zamari Walton, DB (hm)
	Patrick Gamble, DL (hm – M)	
2017	KirVonte Benson, RB (2nd)	<i>M – Media, C – Coaches</i>
	Parker Braun, OL (2nd)	
	Pressley Harvin III, P (3rd)	
	Shamire Devine, OL (hm)	
2018	Parker Braun, OL (1st)	
	Pressley Harvin III, P (2nd)	
2019	Jordan Mason, RB (3rd)	
	David Curry, LB (hm)	

TWO-TIME FIRST-TEAM ALL-ACC

Robert Lavette	1982, 1984
Ken Swilling	1989, 1990
Willie Clay	1990, 1991
Coleman Rudolph	1991, 1992
Rodney Williams	1997, 1998
Joe Hamilton	1998, 1999
Kelly Campbell	1999, 2001
Greg Gathers	2000, 2001
Luke Manget	2000, 2001
James Butler	2003, 2004
Durant Brooks	2006, 2007
Andrew Gardner	2007, 2008
Vance Walker	2007, 2008
Jonathan Dwyer	2008, 2009
Sean Bedford	2009, 2010
Omoregie Uzzi	2011, 2012

THREE-TIME FIRST-TEAM ALL-ACC

Calvin Johnson	2004, 2005, 2006
----------------------	------------------

FIRST-TEAM ALL-ACC SELECTIONS BY POSITION / YEAR													
YEAR	TEAMS	RB	QB	WR	TE	OL	DL	LB	DB	P	K	SP	TOTAL
1982	8	1	–	–	–	–	–	–	–	–	–	–	1
1983	8	–	–	–	–	–	–	–	–	–	–	–	0
1984	8	1	1	–	1	1	–	–	–	–	–	–	4
1985	8	–	–	–	–	–	1	1	1	–	–	–	3
1986	8	–	–	–	–	1	1	–	1	–	–	–	3
1987	8	–	–	–	–	–	–	–	–	–	–	–	0
1988	8	–	–	–	–	–	–	1	1	–	–	–	2
1989	8	1	–	–	–	–	–	1	1	–	–	–	3
1990	8	–	–	–	–	1	–	2	2	–	–	–	5
1991	9	–	–	–	–	1	1	1	1	–	–	–	4
1992	9	–	–	–	–	–	1	–	–	–	1	–	2
1993	9	1	–	–	–	–	–	–	–	–	–	–	1
1994	9	–	–	1	–	–	–	–	–	–	–	–	1
1995	9	–	–	–	–	–	–	–	–	–	–	–	0
1996	9	–	–	1	–	1	–	–	–	–	–	–	2
1997	9	–	–	–	–	–	–	–	–	1	–	–	1
1998	9	–	1	–	–	1	–	–	–	1	–	–	3
1999	9	–	1	1	–	1	–	–	–	–	–	–	3
2000	9	–	–	–	–	2	1	–	–	–	1	–	4
2001	9	1	–	1	–	1	1	–	–	–	1	1	6
2002	9	–	–	–	–	–	–	–	1	–	–	–	1
2003	9	1	–	–	–	1	1	1	1	–	–	–	5
2004	11	–	–	1	–	–	–	–	1	–	–	–	2
2005	12	–	–	1	–	–	–	–	–	–	–	–	1
2006	12	–	–	1	–	–	1	–	1	1	–	–	4
2007	12	1	–	–	–	1	1	–	–	1	1	–	5
2008	12	1	–	–	–	1	2	–	–	–	–	–	4
2009	12	1	1	1	–	2	1	–	–	–	–	–	6
2010	12	1	–	–	–	1	–	–	–	–	–	–	2
2011	12	–	–	–	–	1	–	–	–	–	–	–	1
2012	12	–	–	–	–	1	–	–	–	–	–	–	1
2013	14	–	–	–	–	1	1	–	–	–	–	–	2
2014	14	–	–	–	–	–	–	–	–	–	–	–	0
2015	14	–	–	–	–	–	–	–	–	–	–	–	0
2016	14	–	–	–	–	–	–	–	–	–	–	–	0
2017	14	–	–	–	–	–	–	–	–	–	–	–	0
2018	14	–	–	–	–	1	–	–	–	–	–	–	1
2019	14	–	–	–	–	–	–	–	–	–	–	–	0
2020	15	–	–	–	–	–	–	–	–	1	–	–	1
2021	14	1	–	–	–	–	–	–	–	1	–	–	1
2022	14	–	–	–	–	–	–	–	–	–	–	–	0
TOTAL		11	4	8	1	20	13	7	11	5	4	1	85



ACC PLAYER OF THE YEAR

1999 Joe Hamilton, QB
2006 Calvin Johnson, WR
2008 Jonathan Dwyer, RB

ACC OFFENSIVE PLAYER OF THE YEAR

2008 Jonathan Dwyer, RB

ACC DEFENSIVE PLAYER OF THE YEAR

2009 Derrick Morgan, DE

ACC ROOKIE OF THE YEAR

1983 Cory Collier, TB
1985 Jerry Mays, TB
1989 Shawn Jones, QB
1991 Jimmy Lincoln, RB
2003 Reggie Ball, QB
2004 Calvin Johnson, WR

ACC COACH OF THE YEAR

1985 Bill Curry
1990 Bobby Ross
1998 George O'Leary
2000 George O'Leary
2008 Paul Johnson
2009 Paul Johnson
2014 Paul Johnson (M, C)

JACOBS BLOCKING TROPHY

1998 Craig Page, C

BRIAN PICCOLO AWARD

ACC'S MOST COURAGEOUS PLAYER

1989 Jerry Mays, RB
2000 Ed Wilder, FB
2013 Robert Godhigh, RB

ANTHONY J. MCKEVLIN AWARD

ACC MALE ATHLETE OF THE YEAR

1987 Riccardo Ingram
2000 Joe Hamilton

ACC 50TH ANNIVERSARY TEAM

SELECTED IN 2002

Marco Coleman, OLB
Joe Hamilton, QB
Ken Swilling, DB

ACC PLAYERS OF THE WEEK

2004

9/13 Rookie Calvin Johnson
10/11 Defensive Lineman Eric Henderson
10/18 Rookie Calvin Johnson
11/8 Rookie Rashawn Grant
Defensive Back Reuben Houston
11/15 Rookie Calvin Johnson
11/22 Rookie Calvin Johnson

2005

9/6 Offensive Lineman Brad Honeycutt
9/12 Offensive Back Reggie Ball
10/31 Defensive Lineman Eric Henderson
11/21 Defensive Back KalMichael Hall
Specialist Ben Arndt

2006

9/11 Defensive Back Jamal Lewis
9/25 Offensive Back Calvin Johnson
10/2 Offensive Back Calvin Johnson
Defensive Lineman Philip Wheeler
10/9 Defensive Back KalMichael Hall
10/30 Defensive Lineman Philip Wheeler

Specialist
11/6 Offensive Back
11/20 Specialist

2007

9/4 Offensive Lineman Specialist
9/10 Rookie
10/1 Offensive Lineman
10/15 Offensive Back
Offensive Lineman
11/19 Specialist

2008

9/1 Offensive Lineman
9/8 Defensive Lineman
9/22 Offensive Lineman
10/6 Rookie
10/13 Defensive Lineman
11/3 Defensive Lineman
12/1 Offensive Back

2009

9/12 Defensive Lineman
9/12 Specialist
9/26 Offensive Lineman
Defensive Back
10/3 Defensive Lineman
10/10 Offensive Lineman
10/17 Offensive Lineman
11/14 Offensive Lineman
Defensive Lineman

2010

9/7 Offensive Lineman
9/20 Defensive Lineman
Specialist
10/4 Specialist
10/10 Offensive Back
11/22 Defensive Back

2011

9/6 Receiver
9/19 Offensive Lineman
9/26 Offensive Lineman
Linebacker
Defensive Back
10/3 Specialist
10/17 Defensive Back
10/31 Defensive Back

2012

9/17 Offensive Lineman
11/5 Linebacker
11/12 Linebacker
Specialist

2013

9/16 Offensive Back
Offensive Lineman
9/23 Offensive Lineman
10/21 Linebacker
10/28 Defensive Back
11/4 Defensive Back
11/30 Defensive Lineman

2014

9/22 Offensive Back
Linebacker
10/6 Offensive Lineman
10/27 Defensive Back
11/3 Defensive Lineman
11/10 Offensive Back

Durant Brooks
Calvin Johnson
Durant Brooks

Andrew Gardner
Travis Bell
Jonathan Dwyer
Kevin Tumineo
Tashard Choice
Andrew Gardner
Durant Brooks

Andrew Gardner
Darryl Richard
Andrew Gardner
Jaybo Shaw
Derrick Morgan
Michael Johnson
Roddy Jones

Derrick Morgan
Scott Blair
Sean Bedford
Morgan Burnett
Brad Jefferson
Cord Howard
Sean Bedford
Cord Howard
Ben Anderson

Sean Bedford
Izaan Cross
Scott Blair
Scott Blair
Anthony Allen
Mario Butler

Stephen Hill
Omoregie Uzzi
Omoregie Uzzi
Jeremiah Attaochu
Isaiah Johnson
Justin Moore
Rod Sweeting
Jemea Thomas

Will Jackson
Jeremiah Attaochu
Quayshawn Nealy
Jamal Golden

Vad Lee
Shaquille Mason
Shaquille Mason
Quayshawn Nealy
Jemea Thomas
Jemea Thomas
Jeremiah Attaochu

Justin Thomas
P.J. Davis
Shaquille Mason
Isaiah Johnson
KeShun Freeman
Synjyn Days

Offensive Lineman
Linebacker
11/17 Receiver
Linebacker
12/1 Co-Offensive Lineman
Defensive Back

2015

10/9 Rookie
10/26 Defensive Back
10/26 Specialist

2016

9/17 Offensive Lineman
Rookie
10/1 Rookie
10/29 Offensive Back
11/12 Defensive Back
Offensive Lineman
11/19 Defensive Back
Linebacker
11/26 Defensive Back

2017

9/5 Offensive Back
9/25 Offensive Lineman
10/2 Defensive Back
Offensive Lineman
10/23 Offensive Lineman
11/13 Linebacker

2018

10/5 Quarterback
Offensive Lineman
10/25 Offensive Lineman
Rookie
11/3 Defensive Lineman
Rookie
11/10 Linebacker
11/17 Specialist

2019

9/7 Linebacker
10/19 Specialist
11/21 Defensive Lineman
Rookie

2020

9/12 Rookie
Defensive Lineman
9/19 Rookie
10/9 Rookie
11/28 Rookie
Offensive Lineman
Defensive Lineman

2021

9/11 Defensive Lineman
9/25 Linebacker
10/9 Linebacker
Defensive Back
10/23 Specialist
11/6 Defensive Back

2022

10/1 Running Back
Linebacker
Specialist
11/5 Rookie
Linebacker
Defensive Back
11/19 Defensive Lineman

Shaquille Mason
Quayshawn Nealy
DeAndre Smelter
P.J. Davis
Shaquille Mason
D.J. White

Marcus Marshall
Jamal Golden
Lance Austin

Freddie Burden
Dedrick Mills
Dedrick Mills
Justin Thomas
Lawrence Austin
Parker Braun
Lance Austin
Brant Mitchell
Lance Austin

TaQuon Marshall
Parker Braun
A.J. Gray
Kenny Cooper
Shamire Devine
Brant Mitchell

TaQuon Marshall
Parker Braun
Parker Braun
Tobias Oliver
Anree Saint-Amour
Tobias Oliver
Jalen Johnson
Wesley Wells

Charlie Thomas
Pressley Harvin III
Jordan Domineck
James Graham

Jeff Sims
Curtis Ryans
Jahmyr Gibbs
Jeff Sims
Jeff Sims
Zach Quinney
Jordan Domineck

Jordan Domineck
Charlie Thomas
Ayinde Eley
Juaneyh Thomas
Jude Kelley
Juaneyh Thomas

Hassan Hall
Charlie Thomas
Gavin Stewart
Zach Pylon
Charlie Thomas
Clayton Powell-Lee
Keion White



ALL-STAR GAMES

SENIOR BOWL

MOBILE, ALA.

1951	Bob Bossons, C
1952	Ray Beck, G
	Ken Snyder, T
	Lamar Wheat, T
1954	Dave Davis, E
	Glenn Turner, B
1955	Bill Sennett, E
1957	Wade Mitchell, QB
	George Volkert, B
1958	Jerry Nabors, B
1961	Taz Anderson, E
	Gerald Burch, E
	Billy Shaw, T
1963	Rufus Guthrie, G
	Larry Stallings, G
1964	Ted Davis, C
	Billy Lothridge, B
	Billy Martin, E
1965	Bill Curry, C
1975	Jimmy Robinson, WR
1978	Lucius Sanford, LB
1979	Don Bessillieu, DB
	Kent Hill, OL
1982	Mike Kelley, QB
1985	Robert Lavette, RB
1986	Pat Swilling, DE
	Mike Travis, DB
1990	Darryl Jenkins, T
1991	Ken Swilling, DB
	Willie Clay, DB
	Mike Mooney, T
1992	Coleman Rudolph, DT
1994	Jamal Cox, ILB
1995	Michael Cheever, C
	Ryan Stewart, SS
1996	Nathan Perryman, CB
1997	Keith Brooking, LB
1999	Joe Hamilton, QB
2000	Chris Brown, T
2001	Kelly Campbell, WR
2003	Keyaron Fox, LB
	Daryl Smith, LB
2004	James Butler, FS
2005	Gerris Wilkinson, LB
2006	Mansfield Wrotto, T
2007	Durant Brooks, P
	Tashard Choice, RB
	Gary Guyton, LB
	Darrell Robertson, DE
	Philip Wheeler, LB
2008	Michael Johnson, DE
	Vance Walker, DT
2010	Anthony Allen, RB
2013	Jeremiah Attaochu, DE
	Jemea Thomas, DB
2014	Shaquille Mason, OG
	Darren Waller, WR
2016	Justin Thomas, DB
2022	Tariq Carpenter, DB

BLUE-GRAY GAME

MONTGOMERY, ALA.

1945	Paul Duke, C
1948	George Brodnax, E
1962	Mike McNames, FB
	Bobby Caldwell, C
	Ed Griffin, T
1970	Richard Gardner, G
	Bubba Hoats, DB

1972	Rick Lantz, T
	Brad Bourne, T
1974	Jimmy Robinson, WR
	Billy Shields, T
	Joe Harris, LB
	Randy Rhino, DB
1975	Rick Gibney, T
1979	Henry Johnson, LB
	Al Richardson, LB
	Ben Utt, G
1980	Mike Kelley, QB
1981	David Lutz, T
1982	Reginald Rutland, DB
1986	Gary Lee, WR
	John Davis, G
1987	Rick Strom, QB
	Paul Jurgensen, DE
1989	Sean Smith, DT
1992	Shawn Jones, QB
1993	Dorsey Levens, RB
1994	Jamal Cox, ILB

COLLEGE ALL-STAR BOWL

GREENVILLE, S.C.

2013	Jay Finch, C
	Will Jackson, OL
	Robert Godhigh, RB
	David Sims, RB
2014	Synjyn Days, RB

EAST-WEST SHRINE GAME

VARIOUS SITES

1925	Douglas Wycoff, FB
1967	Randall Edmunds, LB
1968	Terry Story, OT
1976	Leo Tierney, C
1978	Don Bessillieu, DB
1997	Ron Rogers, LB
1998	Rodney Williams, P
2001	George Godsey, QB
	Chris Young, DB
2003	Daryl Smith, LB
2005	Gerris Wilkinson, LB
	Dawan Landry, S
	Eric Henderson, DE
2006	KaMichael Hall, LB
	Kenny Scott, CB
2007	Gary Guyton, LB
2008	Darryl Richard, DT
	Jahi Word-Daniels, CB
2009	Cord Howard, G
2010	Mario Butler, CB
2013	Izaan Cross, DE
	Rod Sweeting, CB
2013	Jemea Thomas, DB
2014	Darren Waller, WR
2015	Jamal Golden, DB
	D.J. White, DB
2022	Devin Cochran
2023	Charlie Thomas

GRIDIRON CLASSIC

ORLANDO, FLA.

1998	Jason Bostic, CB
	Delaunta Cameron, LB
	Craig Page, C
	Jesse Tarplin, DE
	Chris Myers, TE
2000	Felipe Claybrooks, DE
	Brent Key, G
2001	George Godsey, QB
	Nick Rogers, DE
2002	Kerry Watkins, WR

	Recardo Wimbush, LB
2003	Hugh Reilly, C
2004	Nate Curry, WR
	Jimmy Dixon, FB
	Darius Williams, TE

HULA BOWL

HONOLULU / MAUI, HAWAII

1955	Larry Morris, C
1958	Don Stephenson, C
1960	Maxie Baughan, C
1963	Dave Watson, G
1971	Renso Perdoni, T
1972	Smylie Gebhart, DE
	Jeff Ford, DB
1975	Randy Rhino, DB
1979	Eddie Lee Ivery, RB
1984	Jack Westbrook, DB
1985	Robert Lavette, RB
1988	Willis Crockett, LB
1991	Ken Swilling, DB
1993	Dorsey Levens, RB
1997	Harvey Middleton, SE
2003	Hugh Reilly, C
2005	P.J. Daniels, RB
	Damarius Bilbo, WR
2022	Tariq Carpenter, DB
	Juanjeh Thomas, DB
2023	E.J. Jenkins, WR

JAPAN BOWL

TOKYO, JAPAN

1985	Andy Hearn, C
1986	John Davis, T
1989	Jerry Mays, RB

LAS VEGAS ALL-AMERICAN CLASSIC

LAS VEGAS, NEV.

2003	Jonathan Smith, WR
2004	Andy Tidwell-Neal, C
	Kyle Wallace, T
2005	Chris Reis, S

NFLPA COLLEGIATE CLASSIC

CARSON, CALIF.

2013	Orwin Smith, AB
2015	Patrick Skov, BB
2022	Tre Swilling, DB
2023	Malachi Carter, WR
	Ayinde Eley, LB

RAYCOM ALL-STAR FOOTBALL CLASSIC

MONTGOMERY, ALA.

2013	T.J. Barnes, DE
	Travares Tillman, DB

TROPICAL BOWL

DAYTONA BEACH, FLA.

2016	Francis Kallon, DL
2017	J.J. Green, RB
2017	Lawrence Austin, DB
2017	KeShun Freeman, DE
2022	Kyric McGowan, WR

COLLEGE FOOTBALL HALL OF FAME

NAME	ELECTED	AT TECH
William A. Alexander, Coach	1951	1920-1944
Maxie Baughan, Center	1988	1957-1959
Ray Beck, Guard	1997	1949-1951
Bobby Davis, Tackle	1978	1945-1947
Bobby Dodd, Coach	1993*	1945-1966
Bill Fincher, End / Tackle	1974	1918-1921
Buck Flowers, Halfback	1955	1918-1921
George Gardner, College Football Official		1933-1948
Bobby Gaston, College Football Official	1996	1943
Joe Guyon, Halfback / Tackle	1971	1917-1918
Joe Hamilton, Quarterback	2014	1996-1999
John W. Heisman, Coach	1954	1904-1919
Calvin Johnson, Wide Receiver	2018	2004-2006
Paul Johnson, Coach	2023	2008-2018
George Morris, Linebacker	1981	1950-1952
Larry Morris, Center-Linebacker	1992	1951-1954
Randy Rhino, Defensive Back	2002	1972-1974
Peter Pund, Center	1963	1926-1928
Everett Strupper, Halfback	1972	1915-1917
Pat Swilling, Defensive End	2009	1982-1985

* Elected as a player in 1959



Calvin Johnson was honored for his College Football Hall of Fame induction during Georgia Tech's win over Miami in 2018.



BOBBY DODD GEORGIA TECH HEAD COACH (1945-66)

Georgia Tech's legendary coach was inducted posthumously into the College Football Hall of Fame in December 1993. Also inducted to the College Hall of Fame in 1959 in honor of his playing career at Tennessee, Dodd and Amos Alonzo Stagg are the only inductees enshrined as both a player and a coach.

HELMS FOUNDATION HALL OF FAME

NAME	AT TECH
John W. Heisman, Coach	1904-19
William A. Alexander, Coach	1920-44
Bobby Dodd, Coach	1945-66
Ned West, Sports Information Director	1952-76
Walker Carpenter, Tackle	1915-17
Everett Strupper, Halfback	1915-17
Bill Fincher, End / Tackle	1918-20
Don Stephenson, Center	1955-57

FOOTBALL REPRESENTATIVES IN THE GEORGIA TECH SPORTS HALL OF FAME

NAME, POS., LAST YEAR.....	INDUCTED	NAME	INDUCTED
Taz Anderson, E, 1960*	1982	Burky Henry, K, 1966.....	1984
D.I. "Red" Barron, HB, 1922*	1959	Sam Hensley, E, 1954.....	1971
Maxie Baughan, C, 1959*	1965	Harrison Hightower, HB, 1909.....	1970
Ray Beck, G, 1951*	1956	Albert Hill, QB, 1917.....	1966
Don Bessilleu, DB, 1978.....	1986	Drew Hill, WR, 1978.....	1998
Travis Bell, K, 2007.....	2021	Kent Hill, WR, 1978*	2006
W.J. Blane, LB, 1966.....	1991	John Hunsinger, RB, 1954.....	1996
Bob Bossons, C, 1950.....	1968	Riccardo Ingram, FS, 1987.....	1995
Dinky Bowen, HB, 1949.....	1974	Bob Ison, E, 1940.....	1956
Jim Breland, C, 1967.....	1978	Eddie Lee Ivery, HB, 1978.....	1983
George Brodnax, E, 1949*	1964	Calvin Johnson, WR, 2006.....	2016
Keith Brooking, LB, 1997*	2007	Michael Johnson, DL, 2008.....	2018
Durant Brooks, P, 2007.....	2017	Ed Jones, E, 1937.....	1971
Franklin Brooks, G, 1957.....	1970	Tom Jones, E, 1931.....	1975
J.L. Brooks, G, 1939.....	1975	Shawn Jones, QB, 1992*	2003
Chris Brown, OT, 2000.....	2010	Bill Jordan, E, 1938.....	1956
Lob Brown, TE, 1905.....	1966	Jimmy Jordan, HB, 1949.....	1971
Pete Brown, C, 1952*.....	1974	Mike Kelley, QB, 1981.....	1991
Frank Broyles, QB-HB, 1946*	1960	Kim King, QB, 1968*.....	1978
Morgan Burnett, DB, 2009.....	2020	M.J. "Dutch" Konemann, HB, 1936.....	1969
Joe Burns, RB, 2001.....	2015	Robert Lavette, RB, 1984.....	1990
Gerry Bussell, LB, 1964.....	1986	C.D. LeBay, G, 1921.....	1979
James Butler, FS, 2004.....	2014	Al Loeb, C, 1914.....	1959
Kelly Campbell, WR, 2001.....	2013	Billy Lothridge, QB, 1963*.....	1969
Jon Carman, OL, 1999.....	2012	David Lutz, OL, 1982.....	2003
Walker Carpenter, T, 1918.....	1965	Luke Mangat, PK, 2002.....	2014
Clint Castleberry, HB, 1942*	1956	Vance Maree, T, 1931.....	1971
N.M. "Hawk" Cavette, G-P, 1941.....	1972	Billy Martin, E, 1964.....	1969
Jack Chivington, C, 1939.....	1977	Buck Martin, E, 1953.....	1970
Tashard Choice, RB, 2007.....	2019	George Mathews, HB, 1947*.....	1973
Lewis "Automobile" Clark, FB, 1905.....	1961	Jerry Mays, RB, 1989.....	1997
Willie Clay, CB, 1991.....	2002	Eddie McAshan, QB, 1972.....	1995
Marco Coleman, DE, 1991.....	2001	Jack McDonough, QB, 1923.....	1962
Tom Coleman, Jr., T, 1949.....	2001	Pat McHugh, HB, 1946.....	1973
Darrell Crawford, QB, 1953.....	1975	Gus Merkle, E, 1926.....	1972
Brent Cunningham, HB, 1971.....	1982	Harvey Middleton, WR, 1997.....	2011
Bill Curry, C, 1964*.....	1969	Hal Miller, T, 1953*.....	1964
Bobby Davis, T, 1947*.....	1956	Waide Mitchell, QB, 1956*.....	1976
J.W. "20 Percent" Davis, FB, 1909.....	1958	Walter Mitchell, E, 1923.....	1968
Oscar Davis, G, 1922.....	1964	Warner Mizell, HB, 1929.....	1974
Ted Davis, E, 1963.....	1980	Bobby Moorhead, DB, 1952.....	1971
John Davis, T, 1986.....	1991	Derrick Morgan, DL, 2009.....	2019
W.A. "Wink" Davis, HB, 1933.....	1986	George Morris, C, 1952*.....	1956
A.M. "Bum" Day, C, 1918.....	1984	Larry Morris, C, 1954*.....	1959
Craig Day, E, 1905.....	1962	Buck Murphy, QB-LB, 1939.....	1972
John Dewberry, QB, 1985.....	1992	Jerry Nabors, E, 1957.....	1986
Raleigh Drennon, G, 1929.....	1975	H.C. "Monk" Neblett, C, 1932.....	1974
Paul Duke, C, 1946*.....	1963	Joshua Nesbitt, 2010.....	2022
Dan Dyke, P, 2002.....	2015	Ken Owen, FB, 1957.....	1979
Bill Eastman, DB, 1967.....	1985	Craig Page, OL, 1998.....	2009
Allen Ecker, G, 1957.....	1978	Pat Patterson, T, 1912.....	1977
Howard Ector, FB-QB, 1939.....	1960	James "Red" Patton, 1950.....	2002
Pete Ferris, E, 1951.....	1980	Renso "Rock" Perdoni, T, 1970.....	1979
K.J. "Wooch" Fielder, HB, 1914.....	1961	George Phillips, C, 1919*.....	1968
Bill Fincher, E-T, 1920*.....	1956	Jack Phillips, FB, 1934.....	1979
Middleton FitzSimmons, G, 1937.....	1974	Jerry Priestley, QB, 1965.....	1982
Buck Flowers, HB, 1920*.....	1956	Eddie Prokop, HB, 1943.....	1969
Jeff Ford, DB, 1971.....	1983	H.R. "Peter" Pund, C, 1928*.....	1958
Andrew Gardner, 2008.....	2022	Steve Raible, WR/TE, 1975.....	2004
George Gardner, E, 1925*.....	1965	Randy Rhino, DB, 1974*.....	1981
Smylie Gebhart, E, 1971.....	1980	L.W. "Chip" Robert, HB, 1908*.....	1959
George Godsey, QB, 2001.....	2012	Jimmy Robinson, E, 1974*.....	1981
Roy Goree, E, 1912.....	1976	Pepper Rodgers, QB, 1953*.....	1970
Johnny Gresham, HB, 1965.....	1978	Ted Roof, LB, 1985.....	1998
Rufus Guthrie, G, 1963*.....	1971	Paul Rotenberry, HB, 1956.....	1962
Joe Guyon, HB, 1918*.....	1956	Jackie Rudolph, S, 1952.....	2015
Henry Hair, E, 1954.....	1975	Lucius Sanford, LB, 1977.....	1985
Joe Hamilton, QB, 1999.....	2009	Billy Shaw, T, 1960*.....	1979
Leon Hardeman, HB, 1953*.....	1961	Billy Shields, T, 1974.....	1985
Harvey Hardy, G, 1943.....	1968	John Sias, E, 1968.....	1982
Judy Harlan, FB, 1921.....	1960	David Sims, HB, 1976.....	1984
Joe Harris, LB, 1974.....	2000	Scott Sisson, PK, 1992.....	2003
Bill Healy, G, 1949*.....	1956	Fletcher Sims, HB, 1937.....	1968
		Jim Slocum, E, 1933.....	1979
		George Smith, E, 1938.....	1979
		Lenny Snow, HB, 1967.....	1976
		Lum Snyder, T, 1952.....	1968
		Jimmy Southard, QB, 1949.....	1994
		Frank Spear, T, 1930.....	1971
		Tommy Spence, FB, 1917.....	1976
		Larry Stallings, T, 1962.....	1979
		Albert Staton, E-T, 1922*.....	1963
		John Steber, E, 1924.....	1965
		John Staton, G, 1946.....	1975
		Don Stephenson, C, 1957*.....	1966
		Everett "Strup" Strupper, HB, 1917*.....	1956
		Ken Swilling, FS, 1991.....	2001
		Pat Swilling, DE, 1985*.....	1991
		Bill Teas, HB, 1954.....	1963
		Mack Tharpe, T, 1926.....	1961
		Bob Tharpe, T, 1934.....	1966
		Demaryius Thomas, WR, 2009*.....	2022
		J.G. "Stumpy" Thomason, HB, 1928.....	1958
		Jesse Thrash, T, 1903.....	1962
		Phil Tinsley, E, 1946.....	1970
		Glenn Turner, FB, 1953.....	1977
		Orville Vereen, G, 1955.....	1977
		Vance Walker, DT, 2008.....	2021
		Dave Watson, G, 1963.....	1980
		Lamar Wheat, T, 1953.....	1968
		Reggie Wilkes, DE, 1977.....	1989
		Pee Wee Williams, T, 1934.....	na
		Rodney Williams, P, 1998.....	2011
		Dr. Sid Williams, 1951.....	1999
		Billy Williamson, HB, 1961.....	2013
		Charlie Wood, T, 1940.....	1973
		Doug Wycoff, FB, 1925*.....	1956

COACHES

Gen. Leonard Wood, 1893-1894.....	1964
John W. Heisman, 1904-1919*.....	1964
William A. Alexander, 1920-1944*.....	1963
R.L. "Bobby" Dodd, 1945-1966*.....	1967
Bobby Ross, 1987-1991.....	2007
George O'Leary, 1994-2000.....	2020

SPORTS MEDICINE

H.L. "Buck" Andel, 1948-68 (trainer).....	1968
Dr. Aaron King (dentist).....	2004
Jay Shoop, 1987-89, 2002-17 (trainer).....	2019

STUDENT MANAGERS

Hiram C. Allen III, 1951.....	1985
Ted Arno, 1948.....	1982
L. Massey Clarkson Jr., 1949.....	1979
Gus Georgetown, 1985.....	2006
Charlie Germany, 1975.....	2015
Frank Peoples, 1949.....	1979
Charles E. Reeves, 1959.....	1981

STUDENT TRAINERS

John Van Houten, 1959.....	1979
Sam F. "Bo" Burke Jr., 1968.....	1984
Clay Farr, 1996.....	2009
Edward P. West Jr., 1972.....	1986
Charles R. LaVallee, 1968.....	1986
Tommy Roberts, 1980.....	1990

SPORTS INFORMATION

Ned West, 1952-1976.....	1976
--------------------------	------

HONORARY

Al Ciraldo, "Voice of the Ramblin' Wreck".....	1982
Wes Durham "Voice of the Yellow Jackets".....	1984

**Member of State of Georgia Sports Hall of Fame*

**GEORGIA TECH'S FIRST-ROUND NFL DRAFT PICKS**

YEAR	RD	PK	NAME, POSITION	TEAM	YEAR	RD	PK	NAME, POSITION	TEAM
1945	1	4	Eddie Prokop, B	Boston Patriots	1992	1	12	Marco Coleman, OLB	Miami Dolphins
1955	1	6	Larry Morris, C	Los Angeles Rams	1998	1	12	Keith Brooking, LB	Atlanta Falcons
1963	1	10	Rufus Guthrie, G	Los Angeles Rams	2007	1	2	Calvin Johnson, WR	Detroit Lions
1964	1	8	Ted Davis, LB	San Diego Chargers*	2010	1	22	Demaryius Thomas, WR	Denver Broncos
1979	1	15	Eddie Lee Ivery, RB	Green Bay Packers	2010	1	16	Derrick Morgan, DE	Tennessee Titans
1979	1	26	Kent Hill, T	Los Angeles Rams	* AFL Draft				

EARLY ERA

1936-59

YEAR	RD	PK	NAME, POSITION	TEAM
1937	10	92	Middleton Fitzsimmons, G	Chicago Cardinals
1938	5	38	M.J. "Dutch" Konemann, B	New York Giants
	8	70	Fletcher Sims, B	Chicago Bears
1940	20	188	Buck Murphy, B	Washington Redskins
1943	26	243	Harvey Hardy G,	Brooklyn Dodgers
1944	17	172	Ed Ryckley, E,	Chicago Bears
1945	1	4	Eddie Prokop, B	Boston Yanks
	7	61	John Steber, G	Washington Redskins
1946	3	19	Frank Broyles, QB	Chicago Bears
	4	30	Paul Duke, C	New York Giants
	12	108	W.P. McHugh, P	Philadelphia Eagles
	14	126	George Hills, G	Green Bay Packers
	16	146	Dean Gaines, T	Green Bay Packers
	27	256	Ed Holtsinger, B	Green Bay Packers
	27	258	Chuck Murdoch, E	Detroit Lions
	27	259	Roland Phillips, T	Washington Redskins
	30	289	William O. (Tex) Ritter, B	Washington Redskins
1947	6	44	Bob Davis, T	New York Giants
	12	100	George B. Hills, G	Green Bay Packers
	2	10	Bob Davis, T	Buffalo Bills [AAFC]
	3	22	Paul Duke, C	S.F. 49ers [AAFC]
	10	78	Frank Broyles, QB	S.F. 49ers [AAFC]
	11	87	Bill Healy, G	N.Y. Yankees [AAFC]
	13	100	R.J. Jordan, E	Chicago Rockets [AAFC]
1948	5	29	Bill Healy, G	Boston Yanks
	16	145	Jim Still, QB	Chicago Cardinals
	18	156	George Mathews, B	New York Giants
	28	262	J.L. Bowen, B	Pittsburgh Steelers
	20	133	Frank Ziegler, B	L.A. Dons [AAFC]
	26	181	Jim Still, QB	L.A. Dons [AAFC]
1949	3	29	Frank Ziegler, B	Philadelphia Eagles
	5	42	George Brodnax, E	Detroit Lions
	8	80	Joe E. Brown, B	Chicago Cardinals
	25	247	Clay Matthews, T	Los Angeles Rams
	5	36	George Brodnax, E	S.F. 49ers [AAFC]
	15	112	L.E. Glenn, T	N.Y. Yankees [AAFC]
	16	125	J.L. Bowen, B	Cleveland Browns [AAFC]
1951	13	148	Dick Harvin, E	San Francisco 49ers
	14	169	Rob McCoy, B	Los Angeles Rams
	15	177	Bobby North, B	Philadelphia Eagles
	27	316	Bob Bossons, C	Green Bay Packers
1952	2	23	Ray Beck, G	New York Giants
	3	29	Lum Snyder, T	Philadelphia Eagles
	17	195	Darrell Crawford, B	Chicago Cardinals
1953	2	21	George Morris, C	San Francisco 49ers
	4	39	Buck Martin, E	Chicago Cardinals
	5	57	Hal Miller, T	San Francisco 49ers
	10	118	Pete Brown, G	San Francisco 49ers
	13	146	Bobby Moorhead, B	Baltimore Colts
	23	272	Jeff Knox, E	Philadelphia Eagles
1954	3	34	Henry Hair, E	Los Angeles Rams
	7	77	Glenn Turner, HB	Baltimore Colts

9	99	Dave Davis, E	Green Bay Packers	
13	154	Sam Hensley, E	Los Angeles Rams	
15	171	Ed Gossage, T	San Francisco 49ers	
16	190	Roger Frey, T	Los Angeles Rams	
19	226	Frank Givens, T	Los Angeles Rams	
23	269	Leon Hardeman, HB	Baltimore Colts	
27	293	Pepper Rodgers, QB	Baltimore Colts	
27	317	Bill Sennett, E	Baltimore Colts	
1955	1	7	Larry Morris, C	Los Angeles Rams
	8	91	Billy Teas, RB	Los Angeles Rams
	14	160	John Lee, B	Baltimore Colts
	21	246	Rees Phenix, T	Pittsburgh Steelers
1956	20	234	Dickie Mattison, B	Chicago Cardinals
	25	299	Franklin Brooks, G	Washington Redskins
1957	4	41	Carl Vereen, T	Green Bay Packers
	6	66	George Volkert, B	Pittsburgh Steelers
	12	141	Wade Mitchell, QB	Washington Redskins
	21	249	Sam Owen, B	Washington Redskins
	26	309	Paul Rotenberg, RB	Washington Redskins
	27	321	Ormand Anderson, T	Washington Redskins
1958	3	28	Stan Flowers, RB	Washington Redskins
	16	182	Arley Finley, T	Green Bay Packers
	19	222	Don Stephenson, C	Washington Redskins
	30	353	Ted Smith, E	Washington Redskins
1959	11	122	Floyd Faucette, B	Chicago Cardinals
	17	197	Jack Rudolph, LB	Detroit Lions
	18	206	Jim Benson, B	Philadelphia Eagles
	20	234	Toby Deese, T	San Francisco 49ers

AFL/NFL ERA

1960-66

YEAR	RD	PK	NAME, POSITION	TEAM
1960	2	20	Maxie Baughan, C	Philadelphia Eagles
	6	67	Emmett Wilson, T	Philadelphia Eagles
	7	80	Taz Anderson, HB	Cleveland Browns
			Jack Rudolph, LB	Boston Patriots [AFL]
			Taz Anderson, HB	Dallas Texans [AFL]
			Toby Deese, T-G	Dallas Texans [AFL]
			Tom Roberts, T-G	Denver Broncos [AFL]
			Emmett Wilson, T	Denver Broncos [AFL]
			Floyd Faucette, HB	L.A. Chargers [AFL]
			Maxie Baughan, C	Minneapolis [AFL]
1961	2	27	Ed Nutting, T	Cleveland Browns
	9	120	Chick Graning, HB	St. Louis Cardinals
	14	184	Billy Shaw, T	Dallas Cowboys
	20	270	Al Lederle, E	Los Angeles Rams
	2		Billy Shaw, T	Buffalo Bills [AFL]
	11		Marvin Tibbets, HB	Dallas Texans [AFL]
	13		Gerald Burch, E	Oakland Raiders [AFL]
	15		Ed Nutting, T	Dallas Texans [AFL]
	18		Chick Graning, HB	Denver Broncos [AFL]
1962	17	227	Dave Steadman, T	Los Angeles Rams
	19	264	Harold Ericksen, G	Philadelphia Eagles
	23	179	Russ Foret, T	Dallas Texans [AFL]
	33	263	Al Lederle, E	Houston Oilers [AFL]



YELLOW JACKETS IN THE NFL

1963	1	10	Rufus Guthrie, G	Los Angeles Rams	1979	1	15	Eddie Lee Ivery, RB	Green Bay Packers
	5	57	Joe Auer, HB	Los Angeles Rams		1	26	Kent Hill, T	Los Angeles Rams
	9	122	Dave Watson, LB	Chicago Bears		5	134	Don Bessillieu, DB	Miami Dolphins
	12	162	Bob Caldwell, C	Washington Redskins		8	201	Roy Simmons, G	New York Giants
	14	190	Tom Windinger, HB	Washington Redskins		11	298	Michael Taylor, T	Houston Oilers
	18	241	Larry Stallings, LB	St. Louis Cardinals		11	299	Mike Blanton, DE	Miami Dolphins
	2	10	Rufus Guthrie, G	S.D. Chargers [AFL]		12	328	Drew Hill, WR	Los Angeles Rams
	9	68	Larry Stallings, LB	Buffalo Bills [AFL]	1980	7	174	Henry Johnson, LB	Minnesota Vikings
	11	87	Dave Watson, LB	Boston Patriots [AFL]		8	201	Al Richardson, LB	Atlanta Falcons
	15	120	Joe Auer, HB	Dallas Texans [AFL]		10	266	Tom Daniel, C	New England Patriots
1964	2	21	Billy Martin, E	Chicago Bears	1982	6	149	Mike Kelley, QB	Atlanta Falcons
	4	50	Ted Davis, LB	Baltimore Colts	1983	2	34	David Lutz, OL	Kansas City Chiefs
	6	73	Bill Lothridge, QB	Dallas Cowboys		6	146	Ellis Gardner, OL	Kansas City Chiefs
	20	279	Bill Curry, C	Green Bay Packers		11	280	Jim Bob Taylor, QB	Baltimore Colts
	1	8	Ted Davis, LB	S.D. Chargers [AFL]	1984	10	251	Ronny Cone, RB	New York Jets
	2	10	Bill Martin, E	Kansas City Chiefs [AFL]	1985	4	103	Robert Lavette, RB	Dallas Cowboys
	12	95	Bill Lothridge, QB	Oakland Raiders [AFL]		12	313	Ken Whisenhunt, TE	Atlanta Falcons
	23	183	Bill Curry, C	Oakland Raiders [AFL]	1986	3	60	Pat Swilling, OLB	New Orleans Saints
1965	2	22	Dave Simmons, LB	St. Louis Cardinals		7	178	Mark Pike, DT	Buffalo Bills
	2	26	Gerry Bussell, HB	Cleveland Browns		12	333	Mike Travis, DB	San Diego Chargers
	9	125	Tom Bleick, HB	Baltimore Colts	1987	4	100	Reginald Rutland, DB	Minnesota Vikings
	17	231	Dave Austin, E	Philadelphia Eagles		11	287	John Davis, OL	Houston Oilers
	5		Dave Simmons, LB	Buffalo Bills [AFL]		12	315	Gary Lee, WR	Detroit Lions
	9		Gerry Bussell, HB	Denver Broncos [AFL]		12	319	Tyrone Sorrells, TE	New Orleans Saints
	9		Tom Bleick, HB	Houston Oilers [AFL-R]	1988	8	202	Sammy Lilly, DB	New York Giants
	10		Dave Austin, E	New York Jets [AFL-R]	1989	5	119	Willis Crockett, LB	Dallas Cowboys
1966	12	176	Craig Baynham, E	Dallas Cowboys		11	281	Cedric Stallworth, DB	Green Bay Packers
	17	255	Jim Breland, C	San Francisco 49ers	1990	11	280	Sean Smith, DE	New England Patriots
	18	264	Bill Moorcer, C	Philadelphia Eagles	1991	7	174	Calvin Tiggler, LB	Tampa Bay Buccaneers
	9		Craig Baynham, E	Miami Dolphins [AFL-R]		10	268	Jim Lavin, G	Cincinnati Bengals
	10		Bill Moorcer, C	Buffalo Bills [AFL-R]	1992	1	12	Marco Coleman, OLB	Miami Dolphins

COMMON ERA

1967-69

YEAR	RD	PK	NAME, POSITION	TEAM
1967	13	322	Lamar Wright, G	Detroit Lions
	15	374	Sam Burke, DB	Detroit Lions
1968	7	171	Lenny Snow, RB	Minnesota Vikings
	8	217	Randall Edmunds, LB	Miami Dolphins
	11	282	Kim King, QB	Pittsburgh Steelers
1969	9	232	Larry Good, QB	Baltimore Colts
	13	321	John Sias, WR	Denver Broncos
	15	384	Joel Stevenson, TE	Cleveland Browns
	17	421	Terry Story, T	Cincinnati Bengals

MODERN ERA

1970-PRESENT

YEAR	RD	PK	NAME, POSITION	TEAM
1971	16	396	Steve Harkey, WR	New York Jets
1973	16	408	Mike Oven, TE	San Francisco 49ers
	17	420	Eddie McAshan, QB	New England Patriots
1975	6	136	Billy Shields, T	San Diego Chargers
	8	197	Joe Harris, LB	Chicago Bears
	14	343	Randy Rhino, DB	New Orleans Saints
	15	367	Jimmy Robinson, WR	Atlanta Falcons
1976	2	59	Steve Raible, WR	Seattle Seahawks
	11	310	Rick Gibney, DT	Baltimore Colts
	16	432	Jeff Urczyk, G	Seattle Seahawks
	17	483	Danny Myers, QB	St. Louis Cardinals
1977	7	189	David Sims, RB	Seattle Seahawks
	11	283	Tony Daykin, LB	Detroit Lions
	12	325	Leo Tierney, C	Cleveland Browns
1978	3	66	Reggie Wilkes, LB	Philadelphia Eagles
	4	89	Lucius Sanford, LB	Buffalo Bills
	6	147	Randy Pass, G-C	New York Giants
	1	26	Kent Hill, T	Los Angeles Rams
	5	134	Don Bessillieu, DB	Miami Dolphins
	8	201	Roy Simmons, G	New York Giants
	11	298	Michael Taylor, T	Houston Oilers
	11	299	Mike Blanton, DE	Miami Dolphins
	12	328	Drew Hill, WR	Los Angeles Rams
1980	7	174	Henry Johnson, LB	Minnesota Vikings
	8	201	Al Richardson, LB	Atlanta Falcons
	10	266	Tom Daniel, C	New England Patriots
1982	6	149	Mike Kelley, QB	Atlanta Falcons
1983	2	34	David Lutz, OL	Kansas City Chiefs
	6	146	Ellis Gardner, OL	Kansas City Chiefs
	11	280	Jim Bob Taylor, QB	Baltimore Colts
1984	10	251	Ronny Cone, RB	New York Jets
1985	4	103	Robert Lavette, RB	Dallas Cowboys
	12	313	Ken Whisenhunt, TE	Atlanta Falcons
1986	3	60	Pat Swilling, OLB	New Orleans Saints
	7	178	Mark Pike, DT	Buffalo Bills
	12	333	Mike Travis, DB	San Diego Chargers
1987	4	100	Reginald Rutland, DB	Minnesota Vikings
	11	287	John Davis, OL	Houston Oilers
	12	315	Gary Lee, WR	Detroit Lions
	12	319	Tyrone Sorrells, TE	New Orleans Saints
1988	8	202	Sammy Lilly, DB	New York Giants
1989	5	119	Willis Crockett, LB	Dallas Cowboys
	11	281	Cedric Stallworth, DB	Green Bay Packers
1990	11	280	Sean Smith, DE	New England Patriots
1991	7	174	Calvin Tiggler, LB	Tampa Bay Buccaneers
	10	268	Jim Lavin, G	Cincinnati Bengals
1992	1	12	Marco Coleman, OLB	Miami Dolphins
	4	108	Mike Mooney, T	Houston Oilers
	7	184	Ken Swilling, SS	Tampa Bay Buccaneers
	8	221	Willie Clay, CB	Detroit Lions
	11	300	Tom Covington, TE	San Francisco 49ers
1993	2	36	Coleman Rudolph, DT	New York Jets
	5	113	Scott Sisson, K	New England Patriots
1994	5	148	Gary Brown, T	Pittsburgh Steelers
	5	149	Dorsey Levens, RB	Green Bay Packers
1995	5	151	Lethon Flowers, DB	Pittsburgh Steelers
	6	173	Charlie Simmons, SE	Green Bay Packers
	7	229	Jamal Cox, LB	Chicago Bears
1996	2	60	Michael Cheever, C	Jacksonville Jaguars
	3	76	Ryan Stewart, DB	Detroit Lions
1998	1	12	Keith Brooking, LB	Atlanta Falcons
	6	154	Ron Rogers, LB	Baltimore Ravens
1999	4	107	Nate Stimson, LB	Washington Redskins
	5	152	Charlie Rogers, WR	Seattle Seahawks
	7	252	Rodney Williams, P	St. Louis Rams
2000	2	58	Travares Tillman, DB	Buffalo Bills
	3	69	Dez White, WR	Chicago Bears
	7	234	Joe Hamilton, QB	Tampa Bay Buccaneers
2002	6	177	Nick Rogers, LB	Minnesota Vikings
	7	228	Chris Young, DB	Denver Broncos
2003	s-2		Tony Hollings, RB	Houston Texans
2004	2	39	Daryl Smith, LB	Jacksonville Jaguars
	3	91	Tony Hargrove, DE	St. Louis Rams
	3	93	Keyaron Fox, LB	Kansas City Chiefs
	4	115	Nat Dorsey, T	Minnesota Vikings
	7	214	Jonathan Smith, WR	Buffalo Bills
2006	3	96	Gerris Wilkinson, LB	New York Giants
	4	132	P.J. Daniels, RB	Baltimore Ravens
	5	146	Dawan Landry, S	Baltimore Ravens
2007	1	2	Calvin Johnson, WR	Detroit Lions
	4	124	Mansfield Wrotto, T	Seattle Seahawks

2008	3	93	Philip Wheeler, LB	Indianapolis Colts
	4	122	Tashard Choice, RB	Dallas Cowboys
	6	168	Durant Brooks, P	Washington Redskins
2009	3	70	Michael Johnson, DE	Cincinnati Bengals
	6	181	Andrew Gardner, OT	Miami Dolphins
	7	210	Vance Walker, DT	Atlanta Falcons
	7	234	Darryl Richard, DT	New England Patriots
2010	1	16	Derrick Morgan, DE	Tennessee Titans
	1	22	Demaryius Thomas, WR	Denver Broncos
	3	71	Morgan Burnett, S	Green Bay Packers
	6	188	Jonathan Dwyer, RB	Pittsburgh Steelers
2011	7	225	Anthony Allen, RB	Baltimore Ravens
2012	2	43	Stephen Hill, WR	New York Jets
2014	2	50	Jeremiah Attaochu, LB	San Diego Chargers
	6	206	Jemea Thomas, DB	New England Patriots
	7	223	Brandon Watts, LB	Minnesota Vikings
2015	4	131	Shaquille Mason, C	New England Patriots
	4	132	DeAndre Smelter, WR	San Francisco 49ers
	6	204	Darren Waller, WR	Baltimore Ravens
2016	2	63	Adam Gotsis, DT	Denver Broncos
	6	178	D.J. White, DB	Kansas City Chiefs
2017	7	233	Harrison Butler, PK	Carolina Panthers
2020	6	206	Tyler Davis, TE	Jacksonville Jaguars
2021	6	209	Jalen Camp, WR	Jacksonville Jaguars
	7	254	Pressley Harvin III, P	Pittsburgh Steelers
2022	7	228	Tariq Carpenter, DB	Green Bay Packers
2023	2	46	Keion White, DL	New England Patriots

YELLOW JACKETS IN THE SUPER BOWL

PLAYER	TEAM	SUPER BOWL	YEAR
Anthony Allen	Baltimore Ravens	XLVII	2013
Don Besslilleu	Los Angeles Raiders	XVIII	1984
Keith Brooking	Atlanta Falcons	XXXIII	1999
Gary Brown	Green Bay Packers	XXXI	1997
Morgan Burnett	Green Bay Packers	XLV	2011
Harrison Butler	Kansas City Chiefs	LIV	2020
	Kansas City Chiefs	LV	2021
	Kansas City Chiefs	LVII	2023
James Butler	New York Giants	XLII	2008
Delaunta Cameron	Tennessee Titans	XXXIV	2000
Willie Clay	New England Patriots	XXXI	1997
Bill Curry	Green Bay Packers	I	1967
	Baltimore Colts	III	1969
	Baltimore Colts	V	1971
John Davis	Buffalo Bills	XXV	1991
	Buffalo Bills	XXVIII	1994
Lethon Flowers	Pittsburgh Steelers	XXX	1996
Keyaron Fox	Pittsburgh Steelers	XLIII	2009
Gary Guyton	New England Patriots	XLVI	2012
Joe Hamilton	Tampa Bay Buccaneers	XXXVIII	2003
Tony Hargrove	New Orleans Saints	XLIV	2010
Joe Harris	Los Angeles Rams	XIV	1980
Drew Hill	Los Angeles Rams	XIV	1980
Kent Hill	Los Angeles Rams	XIV	1980
Dorsey Levens	Green Bay Packers	XXXI	1997
	Green Bay Packers	XXXII	1998
	Philadelphia Eagles	XXXIX	2005
Billy Lothridge	Miami Dolphins	VII	1973
Shaq Mason	New England Patriots	LI	2017
	New England Patriots	LII	2018
	New England Patriots	LIII	2019
Michael Matthews	New York Giants	XLII	2008
Curtis McGee	St. Louis Rams	XXXIV	2000
Craig Page	Tennessee Titans	XXXIV	2000
Mark Pike	Buffalo Bills	XXV	1991
	Buffalo Bills	XXVIII	1994
Chris Reis	New Orleans Saints	XLIV	2010
Darryl Richard	New England Patriots	XLVI	2012
Billy Shields	San Francisco 49ers	XIX	1985
Roy Simmons	Washington Redskins	XVIII	1984
Vernon Strickland	New York Giants	XXXV	2001
Demaryius Thomas	Denver Broncos	XLVIII	2014
	Denver Broncos	50	2016
Travares Tillman	Carolina Panthers	XXXVIII	2004
Vance Walker	Denver Broncos	50	2016
Philip Wheeler	Indianapolis Colts	XLIV	2010
	Atlanta Falcons	LI	2017
Ken Whisenhunt*	Arizona Cardinals	XLIII	2009
Reggie Wilkes	Philadelphia Eagles	XV	1981
Gerris Wilkinson	New York Giants	XLII	2008
Louis Young	Carolina Panthers	50	2016

* head coach



Above: Demaryius Thomas, the No. 22 overall pick in the 2010 NFL Draft, appeared in two Super Bowls as a member of the Denver Broncos, including their 24-10 win over Carolina in Super Bowl 50.

Right: Shaq Mason (left) appeared in three-straight Super Bowls as a member of the New England Patriots, including wins in SB LI and LIII (the latter coming at Atlanta's Mercedes-Benz Stadium). He is pictured with former Yellow Jacket James Lipfert, who was a Patriots scout for nine years (2009-18) before being hired as the Houston Texans' director of college scouting in 2018.





ALL-TIME NFL ROSTER

A

Anthony Allen, RB

Baltimore Ravens (2011-12)
Buffalo Bills (2013)

Kyle Ambrose, DT

Denver Broncos (1987)

Taz Anderson, SE

St. Louis Cardinals (1961-64)
Atlanta Falcons (1966-67)

Jaytlin Askew, DB

Miami Dolphins (2021)

Jeremiah Attaochu, LB

San Diego/L.A. Chargers (2014-17)
San Francisco 49ers (2018)
New York Jets (2018)
Denver Broncos (2019-20)
Los Angeles Chargers (2022)

Joe Auer, RB

Buffalo Bills (1964-65)
Miami Dolphins (1966-67)
Atlanta Falcons (1968)

B

Thomas Balkcom, DB

Miami Dolphins (1991)

T.J. Barnes, DT

New York Jets (2013-15)
Buffalo Bills (2015-16)
Kansas City Chiefs (2016-17)

Maxie Baughan, LB

Philadelphia Eagles (1960-65)
Los Angeles Rams (1966-70)
Washington Redskins (1971-74)

Craig Baynham, RB

Dallas Cowboys (1967-69)
Chicago Bears (1970)
St. Louis Cardinals (1972)

Grant Baynham, TE

St. Louis Rams (1997)
Minnesota Vikings (1997)

Scott Beavers, G

Denver Broncos (1990-91)
Kansas City Chiefs (1992)

William Bell, RB

Washington Redskins (1994-96)

Ray Beck, G

New York Giants (1952, 1955-57)

Jason Bender, P

Miami Dolphins (1995)

Don Bessillieu, DB

Miami Dolphins (1979-81)
St. Louis Cardinals (1982)
Los Angeles Raiders (1983, 1985)

Damarius Bilbo, WR

Arizona Cardinals (2006)
Dallas Cowboys (2006)

Peter Blazek, T

Seattle Seahawks (1985)

Tom Bleick, S

Baltimore Colts (1966)
Atlanta Falcons (1967)

Jason Bostic, CB

Philadelphia Eagles (1999-01)
Buffalo Bills (2002-03)

Brian Bravy, G

New Orleans Saints (1995)

John Brewer, HB

Dayton Triangles (1929)

Keith Brooking, LB

Atlanta Falcons (1998-2008)
Dallas Cowboys (2009-11)
Denver Broncos (2012)

Durant Brooks, P

Washington Redskins (2008)
Green Bay Packers (2009)

Chris Brown, T

Carolina Panthers (2001)
Chicago Bears (2001-02)

Gary Brown, G

Pittsburgh Steelers (1994)
Green Bay Packers (1994-96)

Karl Brown, DB

Denver Broncos (1990)

Pete Brown, C/LB/P

San Francisco 49ers (1953-54)

Gerald Burch, E

Oakland Raiders (1961)

Willie Burks, DT

Detroit Lions (1990)

Morgan Burnett, S

Green Bay Packers (2010-17)
Pittsburgh Steelers (2018)
Cleveland Browns (2019)

Joe Burns, RB

Buffalo Bills (2002-06)

Gerry Bussell, DB

Denver Broncos (1965)

Harrison Butker, PK

Carolina Panthers (2017)
Kansas City Chiefs (2017-21)

James Butler, S

New York Giants (2005-08)
St. Louis Rams (2009-11)

Mario Butler, DB

Dallas Cowboys (2010-11)
Denver Broncos (2012)
Buffalo Bills (2013-16)

C

DeLaunta Cameron, LB

Tennessee Titans (1999)
Detroit Lions (2000)

Jalen Camp, WR

Jacksonville Jaguars (2020-21)

Kelly Campbell, WR

Minnesota Vikings (2002-05)
Miami Dolphins (2006)
Tampa Bay Buccaneers (2009)

Jon Carman, T

Buffalo Bills (2000-02)
Minnesota Vikings (2002-03)

Tarqiq Carpenter, DB

Green Bay Packers (2022)

Ken Celaj, G

Miami Dolphins (1998)

Michael Cheever, C

Jacksonville Jaguars (1996-98)

Tashard Choice, RB

Dallas Cowboys (2008-11)
Buffalo Bills (2011-13)

Jamara Clark, CB

Atlanta Falcons (2001)

Willie Clay, CB

Detroit Lions (1992-95)
New England Patriots (1996-98)
New Orleans Saints (1999)

Felipe Claybrooks, DE

Arizona Cardinals (2001)
Cleveland Browns (2001-04)

Jimmy Clements, LB

Chicago Bears (1997)

Devin Cochran, OL

Cincinnati Bengals (2022)

Fred Coger, OLB

Dallas Cowboys (1995)

Marco Coleman, DE

Miami Dolphins (1992-95)
San Diego Chargers (1996-98)
Washington Redskins (1999-01)
Jacksonville Jaguars (2002)
Philadelphia Eagles (2003)
Denver Broncos (2004-05)

Kevin Cone, WR

Atlanta Falcons (2011-13)
Miami Dolphins (2014)
Cleveland Browns (2015)

Ronny Cone, RB

New York Jets (1984-85)

George Cooper, TE

Atlanta Falcons (2007-08)

Nathan Cottrell, RB

Jacksonville Jaguars (2020)

Tom Covington, TE

San Francisco 49ers (1992-93)

Jamal Cox, ILB

Chicago Bears (1995)
Carolina Panthers (1995)
Jacksonville Jaguars (1995)

Jonathan Cox, CB

San Diego Chargers (2004)

Michael Cox, FB

Kansas City Chiefs (2008-11)
Atlanta Falcons (2012)

Willis Crockett, LB

Dallas Cowboys (1989-91)

Bill Curry, C

Green Bay Packers (1965-66)
Baltimore Colts (1967-72)

Houston Oilers (1973)
Los Angeles Rams (1974)

David Curry, LB

Denver Broncos (2021)

Nate Curry, WR

Kansas City Chiefs (2005-06)

D

Tom Daniel, C

New England Patriots (1979)

P.J. Daniels, RB

Baltimore Ravens (2006-09)

Bobby Davis, T

Boston Patriots (1948)

Dennis Davis, CB

Oakland Raiders (2006)
New York Giants (2006)
Seattle Seahawks (2007)

John Davis, G

Houston Oilers (1987-88)
Buffalo Bills (1989-94)

Lamar Davis, E

Baltimore Colts (1974)

P.J. Davis, LB

Jacksonville Jaguars (2017)

Ted Davis, LB

Baltimore Colts (1964-66)
New Orleans Saints (1967-69)
Miami Dolphins (1970)

Tyler Davis, TE

Jacksonville Jaguars (2020-21)
Green Bay Packers (2021)

Tony Daykin, LB

Detroit Lions (1977-78)
Atlanta Falcons (1979-82)

Emmanuel Dieke, DE

Miami Dolphins (2014-15)

Jimmy Dixon, FB

Tennessee Titans (2005)
Green Bay Packers (2006)
Seattle Seahawks (2006)

Nat Dorsey, T

Minnesota Vikings (2004)
Cleveland Browns (2005-08)

Paul Duke, C

New York Yankees (1947)

Jason Dukes, T

Jacksonville Jaguars (1996)

Chris Dunlap, WR

New England Patriots (2007)

Step Durham, CB

Kansas City Chiefs (2018)

Jonathan Dwyer, RB

Pittsburgh Steelers (2010-13)
Arizona Cardinals (2014)

E

Andrew Economos, LS
Jacksonville Jaguars (2005-06)
Tampa Bay Buccaneers (2007-12)

Randall Edmunds, LB
Miami Dolphins (1968-69)
New England Patriots (1971)
Baltimore Colts (1972)

F

Floyd Faucette, HB
San Diego Chargers (1960)

Nick Ferguson, CB
Cincinnati Bengals (1996)
Chicago Bears (1999)
Buffalo Bills (2000)
New York Jets (2000-01)
Denver Broncos (2002-07)
Houston Texans (2008-09)

Lethon Flowers, DB
Pittsburgh Steelers (1995-2002)
Denver Broncos (2003)

Elliott Fortune, DE
Cleveland Browns (1996)
Baltimore Ravens (1996-97)

John Paul Foschi, TE
New York Jets (2004)
Denver Broncos (2004)
Minnesota Vikings (2004)
Oakland Raiders (2004-06)
Cincinnati Bengals (2009)

Keyaron Fox (LB)
Kansas City Chiefs (2004-07)
Pittsburgh Steelers (2008-10)
Houston Texans (2012)

Dave Frakes, K
Washington Redskins (1998)

KeShun Freeman, DE
New Orleans Saints (2018)

Russell Freeman, T
Denver Broncos (1992-94)
Oakland Raiders (1995)

Bill Fulcher, LB
Washington Redskins (1956-58)

G

Patrick Gamble, DL
New York Jets (2017)

Andrew Gardner, OT
Miami Dolphins (2009)
Minnesota Vikings (2010)
Houston Texans (2011-13)
Philadelphia Eagles (2014-16)

Ellis Gardner, T/G
Kansas City Chiefs (1983)
Houston Oilers (1984)
Indianapolis Colts (1985)

Darrell Gast, QB
Philadelphia Eagles (1988)

Bill Givver, HB
Hammond Pros (1922, 1925)
Rock Island Independents (1923)
Racine Legion (1924)

Louisville Colonels (1926)

Walt Godwin, G
Staten Island Stapletons (1929)

Adam Gotsis, DT
Denver Broncos (2016-19)
Jacksonville Jaguars (2020-22)

Chick Graning, HB
St. Louis Cardinals (1962)
Boston Patriots (1963)

Jerome Green, RB
Boston Patriots (1960)

Sean Gregory, RB
Baltimore Ravens (2002)

Corey Griffin, S
San Francisco 49ers (2018)

Rufus Guthrie, G
San Diego Chargers (1963)

Joe Guyon, HB
Canton Bulldogs (1919-20)
Washington Senators (1921)
Union Quakers of Philadelphia (1921)
Cleveland Indians (1921)
Oorang Indians (1922-23)
Rock Island Independents (1924)
Kansas City Cowboys (1925)
New York Giants (1927)

Gary Guyton, LB
New England Patriots (2008-11)
San Diego Chargers (2012)

Derek Gwinn, G
Kansas City Chiefs (1984-85)

H

KaMichael Hall, LB
Indianapolis Colts (2007)

Joe Hamilton, QB
Tampa Bay Buccaneers (2000-02)
Indianapolis Colts (2004)

Steve Harkey, RB
New York Jets (1971-72)

Anthony Hargrove, DE
St. Louis Rams (2004-06)
Buffalo Bills (2006-08)
New Orleans Saints (2009-11)

Joe Harris, LB
Washington Redskins (1977)
San Francisco 49ers (1978)
Minnesota Vikings (1979)
Los Angeles Rams (1979-81)
Baltimore Colts (1982)

Anthony Harrison, DB
Green Bay Packers (1987)

Pressley Harvin III, P
Pittsburgh Steelers (2020-21)

John Helms, E
Detroit Lions (1946)

Will Heller, TE
Tampa Bay Buccaneers (2003-05)
Seattle Seahawks (2006-08)
Detroit Lions (2009-12)

Eric Henderson, DE
Cincinnati Bengals (2006-08)

David Hendrix, SS
San Diego Chargers (1995-97)

Urban Henry, DT
Los Angeles Rams (1961)
Green Bay Packers (1963)
Pittsburgh Steelers (1964)

Don Hickson, OLB
Cleveland Browns (1995)

Drew Hill, WR
Los Angeles Rams (1979-85)
Houston Oilers (1986-91)
Atlanta Falcons (1992-93)

Kent Hill, T
Los Angeles Rams (1979-86)
Houston Oilers (1987-88)

Stephen Hill, WR
New York Jets (2012-14)
Carolina Panthers (2014-15)

Tony Hollings, RB
Houston Texans (2003-05)
Chicago Bears (2006)

Reuben Houston, CB
Tampa Bay Buccaneers (2006)

Cord Howard, OL
Buffalo Bills (2010-11)

Ken Howell, G
Philadelphia Eagles (1983)

Ralph Hughes, DE
Tampa Bay Buccaneers (1998)

I

John Ivemeyer, T
Kansas City Chiefs (1986)

Eddie Lee Ivery, RB
Green Bay Packers (1979-89)

J

Darryl Jenkins, T
San Diego Chargers (1991-92)

Ricky Jeune, WR
Los Angeles Rams (2018)

Calvin Johnson, WR
Detroit Lions (2007-15)

Henry Johnson, LB
Minnesota Vikings (1980-83)

Isaiah Johnson, S
Detroit Lions (2015-16)
Los Angeles Rams (2016-18)
Indianapolis Colts (2019)

Michael Johnson, DE
Cincinnati Bengals (2009-13; 2015-18)
Tampa Bay Buccaneers (2014)

Tom Johnson, LB
San Diego Chargers (1994)

Shawn Jones, QB
Minnesota Vikings (1993)

Paul Jurgensen, DE
New Orleans Saints (1988)

K

Francis Kallon, DL
Pittsburgh Steelers (2017)

Mike Kelley, QB
Atlanta Falcons (1982)

Tony Kepano, G
Washington Redskins (1985)
New York Jets (1986)

L

Dawan Landry, S
Baltimore Ravens (2006-10)
Jacksonville Jaguars (2011-12)
New York Jets (2013-14)

Zach Laskey, FB
St. Louis/Los Angeles Rams (2015-18)

Robert Lavette, RB
Dallas Cowboys (1985-87)
Atlanta Falcons (1988)

Jim Lavin, G
Cincinnati Bengals (1991)
San Diego Chargers (1993)

Gary Lee, WR
Detroit Lions (1987-89)

Ivery Lee, NG
Houston Oilers (1988)

Greg Lester, FL
Denver Broncos (1992)

Dorsey Levens, RB
Green Bay Packers (1994-2001)
Philadelphia Eagles (2002; 2004)
New York Giants (2003)

Sammy Lilly, CB
New York Giants (1988)
Philadelphia Eagles (1989-90)
Los Angeles Rams (1990-92)
Tampa Bay Buccaneers (1992)

Billy Lothridge, P
Dallas Cowboys (1964)
Los Angeles Rams (1965)
Atlanta Falcons (1966-71)
Miami Dolphins (1972)

Roy Lumpkin, B
Portsmouth (1930-33)
Detroit Lions (1934)
Brooklyn (1935-37)

David Lutz, T
Kansas City Chiefs (1983-92)
Detroit Lions (1993-95)

M

Ralph Malone, LB
Cleveland Browns (1986-88)
Miami Dolphins (1989)

Alfred Malone, DE
Houston Texans (2005-07)

Luke Manget, K
New Orleans Saints (2003)

Tyler Marcordes, LB
San Diego Chargers (2016)

**Billy Martin, E**

Chicago Bears (1964-65)
Atlanta Falcons (1966-67)
Minnesota Vikings (1968)

Jordan Mason, RB

San Francisco 49ers (2022)

Shaq Mason, OL

New England Patriots (2015-21)
Tampa Bay Buccaneers (2022)

Jeff Mathis, DT

Phoenix Cardinals (1990)

Clay Matthews, DE

San Francisco 49ers (1950, 53-55)

Michael Matthews, TE

New York Giants (2007-08)
New England Patriots (2009)

Jerry Mays, RB

San Diego Chargers (1990)

Felton McConnell, G

Buffalo (1927)

Curtis McGee, T

New England Patriots (1997)
Pittsburgh Steelers (1998)
St. Louis Rams (1999)

Jason McGill, WR

Miami Dolphins (1993)
Green Bay Packers (1993)
Philadelphia Eagles (1994)

Kyric McGowan, WR

Washington Commanders (2022)

Pat McHugh, B

Philadelphia Eagles (1947-51)

Emmett Merchant, SE

Philadelphia Eagles (1992)

Harvey Middleton, WR

Philadelphia Eagles (1998-99)

Jermaine Miles, DE

New England Patriots (1997)
New Orleans Saints (2001-02)

Hal Miller, OT

San Francisco 49ers (1953)

Veryl Miller, C

Washington Redskins (1991)

Chris Milton, DB

Indianapolis Colts (2016-18)
Tennessee Titans (2019-20)
New York Giants (2020)

Warner Mizell, HB

Brooklyn (1931)
Frankford (1931)

Mike Mooney, T

Houston Oilers (1992)
San Diego Chargers (1992-93)

Derrick Morgan, DE

Tennessee Titans (2010-18)

Pat Moriarty, RB

Cleveland Browns (1979)

George Morris, C/LB

San Francisco 49ers (1956)

Larry Morris, LB

Los Angeles Rams (1955-57)
Chicago Bears (1959-65)
Atlanta Falcons (1966)

Fred Murphy, E

Cleveland Browns (1960)
Minnesota Vikings (1961)

Najee Mustafaa, CB**(Reginald Rutland)**

Minnesota Vikings (1987-92)
Cleveland Browns (1993-94)
Oakland Raiders (1995)

Danny Myers, QB

St. Louis Cardinals (1976)

N**Quayshawn Nealy, LB**

Seattle Seahawks (2015)
Arizona Cardinals (2016)

Joshua Nesbitt, QB

Buffalo Bills (2011)

Ed Nutting, DT

Cleveland Browns (1961)
Dallas Cowboys (1963)

P**Craig Page, C**

Tennessee Titans (1999-00)
Dallas Cowboys (2000-01)
Atlanta Falcons (2001-02)

Ken Parker, DT

Seattle Seahawks (1986)

Bill Paschal, HB

New York Giants (1943-47)
Boston Patriots (1947-48)

Randy Pass, LB

Green Bay Packers (1978)

Don Patterson, DB

Detroit Lions (1979)
New York Giants (1980)

Nathan Perryman, CB

Arizona Cardinals (1997)

Mark Pike, DE

Buffalo Bills (1986-98)

Cleve Pounds, DB

New York Giants (1986)

Eddie Prokop, HB

New York Yankees (1946-47, '49)
Chicago Rockets (1948)

R**Steve Raible, WR**

Seattle Seahawks (1976-81)

Hugh Reilly, C

Tennessee Titans (2004)

Chris Reis, S

Atlanta Falcons (2006)
New Orleans Saints (2007-11)

Randy Rhino, DB

New Orleans Saints (1975)

Darryl Richard, DT

New England Patriots (2009-11)

Al Richardson, LB

Atlanta Falcons (1980-86)

Jimmy Robinson, WR

Atlanta Falcons (1975)
New York Giants (1976-79)
San Francisco 49ers (1980)

Leon Robinson, T

Tampa Bay Buccaneers (2005)

Charlie Rogers, WR

Seattle Seahawks (1999-2001)
Buffalo Bills (2002)

Miami Dolphins (2003)

Nick Rogers, LB

Minnesota Vikings (2002-04)
Green Bay Packers (2004)

Indianapolis Colts (2004)

Miami Dolphins (2005)

Ron Rogers, LB

Baltimore Ravens (1998)

Indianapolis Colts (1998-99)

Ted Roof, LB

Tampa Bay Buccaneers (1986)

Coleman Rudolph, DT

New York Jets (1993-94)

New York Giants (1994-96)

Jack Rudolph, LB

Boston Patriots (1960-65)

Miami Dolphins (1966)

S**Lucius Sanford, LB**

Buffalo Bills (1978-86)

Cleveland Browns (1987)

Al Santone, G

Hartford Blues (1926)

Stefen Scotton, RB

Miami Dolphins (1991)

Billy Shaw, G

Buffalo Bills (1961-69)

Derrick Shepard, DT

Miami Dolphins (1998)

Billy Shields, T

San Diego Chargers (1975-83)

San Francisco 49ers (1984)

New York Jets (1985)

Kansas City Chiefs (1985)

Antonio Simmons, DE

Denver Broncos (2018)

Charlie Simmons, WR

Green Bay Packers (1995)

Dave Simmons, LB

St. Louis Cardinals (1965-66)

New Orleans Saints (1967)

Dallas Cowboys (1968)

Roy Simmons, G

New York Giants (1979-81)

Washington Redskins (1981-83)

David Sims, RB

Seattle Seahawks (1977-79)

Scott Sisson, K

New England Patriots (1993-94)

Jacksonville Jaguars (1995)

Minnesota Vikings (1996)

Patrick Skov, RB

Cleveland Browns (2016)

DeAndre Smelter, WR

San Francisco 49ers (2015-17)

Jacksonville Jaguars (2018)

Daryl Smith, LB

Jacksonville Jaguars (2004-12)

Baltimore Ravens (2013-15)

Tampa Bay Buccaneers (2016)

Eugene Smith, G

Chicago Bears (1960)

Jonathan Smith, WR

Buffalo Bills (2004-06)

New England Patriots (2006)

Orwin Smith, RB

Green Bay Packers (2013)

Sean Smith, T

New England Patriots (1990-91)

Atlanta Falcons (1992)

Lum Snyder, T

Philadelphia Eagles (1952-55, 1958)

Tyrone Sorrells, T

New Orleans Saints (1987)

Cleveland Browns (1988-89)

Ken Southerland, T

Miami Dolphins (1985)

Larry Stallings, LB

St. Louis Cardinals (1963-76)

Cedric Stallworth, DB

Green Bay Packers (1989)

Derrick Steagall, WR

Miami Dolphins (1998-99)

John Steber, G

Washington Redskins (1946-50)

Rod Stephens, LB

Seattle Seahawks (1989-94)

Washington Redskins (1995-96)

Joel Stevenson, TE

Cleveland Browns (1969)

Ryan Stewart, FB

Detroit Lions (1996-2001)

Jim Still, QB/DB

Buffalo Bills (1948-49)

Nate Stimson, LB

Indianapolis Colts (1999-2000)

Vernon Strickland, LB

San Francisco 49ers (1998-99)

New York Giants (2000-01)

Rick Strom, QB

Pittsburgh Steelers (1988-93)

Buffalo Bills (1994-95)

Detroit Lions (1996)

Rod Sweeting, DB

New Orleans Saints (2013-14)

Buffalo Bills (2015)

Ken Swilling, SS

Tampa Bay Buccaneers (1992)
 Cleveland Browns (1992-93)
 Arizona Cardinals (1994)

Pat Swilling, LB

New Orleans Saints (1986-92)
 Detroit Lions (1993-94)
 Oakland Raiders (1995-96, 1998)

Tre Swilling, DB

Tennessee Titans (2022)

T**Gavin Tarquinio, LS**

Atlanta Falcons (2006)

Jim Bob Taylor, QB

Baltimore Colts (1983)

Michael Taylor, T

Houston Oilers (1979)
 New York Giants (1980)

Tom Taylor, C

Miami Dolphins (1985-86)

Demaryius Thomas, WR

Denver Broncos (2010-18)
 New England Patriots (2019)
 New York Jets (2019)

Jemea Thomas, DB

Dallas Cowboys (2014)
 Tennessee Titans (2015)

Juanyeh Thomas, DB

Dallas Cowboys (2022)

Justin Thomas, DB/WR

New Orleans Saints (2017-18)

Levon Thomas, WR

Indianapolis Colts (2005)
 New Orleans Saints (2005-06)

Stumpy Thomason, B

Brooklyn Dodgers (1930-35)
 Philadelphia Eagles (1935-36)

Andy Tidwell-Neal, C

New York Giants (2005)

Leo Tierney, C

Cleveland Browns (1978)
 New York Giants (1978)

Calvin Tiggler, LB

Tampa Bay Buccaneers (1991-93)

Travares Tillman, DB

Buffalo Bills (2000-02)
 Houston Texans (2003)
 Carolina Panthers (2003-04)
 Miami Dolphins (2005-08)

Mike Travis, DB

San Diego Chargers (1986)

U**Jeff Urcyk, G**

Seattle Seahawks (1976)

Ben Utt, G

Baltimore/Indianapolis Colts (1982-89)

V**Carl Vereen, T**

Green Bay Packers (1957)

W**Vance Walker, DT**

Atlanta Falcons (2009-12)
 Oakland Raiders (2013)
 Kansas City Chiefs (2014)
 Denver Broncos (2015-16)

Kyle Wallace, T

New York Giants (2005)

Darren Waller, WR

Baltimore Ravens (2015-18)
 Oakland/Las Vegas Raiders (2018-20)

Dean Waters, C

Kansas City Chiefs (1984)

Gordon Watkins, T

Minneapolis Red Jackets (1930)
 Frankford Yellow Jackets (1930)
 Brooklyn Dodgers (1931)

Kerry Watkins, WR

Detroit Lions (2003)

Dave Watson, G

Boston Patriots (1963-64)

Brandon Watts, LB

Minnesota Vikings (2014-16)
 Miami Dolphins (2017)

Philip Wheeler, LB

Indianapolis Colts (2008-10)
 Oakland Raiders (2012)
 Miami Dolphins (2013-14)
 San Francisco 49ers (2015)
 Atlanta Falcons (2015-16)
 Arizona Cardinals (2017)

Ken Whisenhunt, TE

Atlanta Falcons (1985-88)
 Washington Redskins (1989-91)
 New York Jets (1991-93)

Dez White, WR

Chicago Bears (2000-03)
 Atlanta Falcons (2004-05)

D.J. White, CB

Kansas City Chiefs (2016-17)
 Indianapolis Colts (2017-18)

Rodney Wilkerson, ILB

Miami Dolphins (1995)

Reggie Wilkes, LB

Philadelphia Eagles (1978-85)
 Atlanta Falcons (1986-89)

Gary Wilkins, TE

Dallas Cowboys (1985)
 Buffalo Bills (1986-87)
 Atlanta Falcons (1988-91)
 Washington Redskins (1992)

Gerris Wilkinson, LB

New York Giants (2006-10)

C.J. Williams, RB

Arizona Cardinals (1997)

Clyde Williams, T

Philadelphia Eagles (1935)

Darius Williams, TE

New York Giants (2005)
 St. Louis Rams (2005)
 Detroit Lions (2006)

Ike Williams, HB

Staten Island Stapletons (1929)

Jerrelle Williams, ILB

San Diego Chargers (1992)

Rodney Williams, P

St. Louis Rams (1999)
 Washington Redskins (2000)
 New York Giants (2001-02)
 Seattle Seahawks (2003)
 Kansas City Chiefs (2004)

Ed Wilton, E

Pottsville Maroons (1926)

Recardo Wimbush, LB

Atlanta Falcons (2003)

Daryl Wise, SE

Miami Dolphins (1987)

Mansfield Wrotto, T

Seattle Seahawks (2007-09)
 Buffalo Bills (2010)

Doug Wycoff, QB

New York Giants (1927, 1931)
 Staten Island Stapletons (1929-30, 1932)
 Boston Yanks (1934)

Y**Chris Young, DB**

Denver Broncos (2002-06)

Lou Young, CB

Carolina Panthers (2015-16)
 Washington Redskins (2017)
 Arizona Cardinals (2018)

Z**Cedric Zachery, WR**

Philadelphia Eagles (1996)
 Buffalo Bills (1996)

Frank Ziegler, HB

Philadelphia Eagles (1949-53)



Joe Anoai (2003-06)

A

Adams, B.R.	1918
Adams, Brandon.....	2016-17-18
Adams, H.H.	1937
Adams, J.Q.	1932
Adams, John D.	1966-67-68
Aderhold, Robert	1938-39-40
Akins, Marion	1950
Albanese, Brian	2000
Albright, J.G.	1923
Aldredge, Steven Scott	1989-90
Alexander, J.C.	1913-14-15-16
Alexander, Mark.....	1980-81
Alexander, William A.	1911-12
Alexander, Victor	2015-16-17-18
Alford, Catlin	2011-12
Alford, Chase	2013-14-15-16
Alford, Corey	2012-13
Allen, Anthony	2009-10
Allen, David B.	1979-80-81
Allen, Derrik	2020-21-22
Allen, Ermal K.....	1964-65
Allen, H.T.	1918
Allen, Marcus	2015-16
Allen, Proctor M.....	1971-72
Allen, Rudolph C.	1974-75
Allen, T.R.	1938
Allen, William C.	1990
Allen, Zach	2013-15
Allison, Robert B.	1979-81
Allvine, Douglas W.	1989
Almond, Stephen E.	1965-67
Ambrose, Kyle	1984-85-86
Amis, T.B.	1919-20-21
Anderson, Ben	2007-08-09-10
Anderson, Chandler	2008-09-10-11
Anderson, J.C.	1947-48-49
Anderson, Jim.....	1982-83-84-85
Anderson, L.F.....	1937-38
Anderson, Mark H.	1974
Anderson, Niko	2016
Anderson, Ormand G.....	1954-55-56
Anderson, R.E.	1938
Anderson, T.G.	1940-41-42
Anderson Jr., Edwin B.	1968
Anderson Jr., T.L.	1957-59-60(c)
Andrews, Dennis	2013-14

Andrews, Robert Boyd	1991-92-93-94
Andrzejewski, Alan Conrad	1998-99
Angle, Tom	1925-26
Anoai, Leati Joseph	2003-04-05-06(c)
Anyabe, Elis	2005-06-07-08
Anyansi, Tabugbo	2001-02-03-04
Appleby, H.H.....	1935-36-37
Armentrout	1922
Arndt, Benjamin F.	2004-05
Arnett, James E.....	1972
Arthur, H.B.	1939-40
Ashley, Mitch	1980
Ashmon, Shannon	1999-00
Ashmore, Frederick M.	1965-66-67
Askew, Jaytlin	2017-18-19-20
Askew, Leon C.	1955-56-57
Atkinson, J.E.	1943
Aton, B.B.	1945
Attaochu, Jeremiah.....	2010-11-12-13(c)
Auer, Joseph.....	1961-62-63
Austin, David F.....	1963-64
Austin, Lance	2014-15-16-17
Austin, Lawrence	2014-15-16-17(c)
Austin, Michael B.	1952
Autry, Anthony	2012
Ayres, Asher.....	1908
Barron, G.W.	1945
Barron, L.F.	1930-31-32
Barron, Scott	1988-89
Barron, Tommy K.	1979-80-81-82
Bartlett, J.S.	1938-39
Barton, Bennett	2014-15-17
Basquin, Brett C.	1998-99-00
Bates, C.R.	1940
Battle, John M.	1963-64-65(c)
Battle, Erron Kevin.....	1989-90-91-92(c)
Baughan, Maxie	1957-58-59(c)
Baum, Phillip.....	1955-58
Baxter, Bryan K.	1990-91-92-93
Baynham, Grant A.	1993-94-95-96
Baynham, Gordon C.	1964-65-66
Bazemore, Curtis W.	1974-75
Beall, F.R.	1942-43-46
Beard, P.E.	1913-14-15
Beard, R.A.	1934-36
Beard, W.R.	1939
Bearden, Charles E.	1985-86-87-88(c)
Beasley, James E.	1958-59
Beatty, Trad	2021
Beavers, David S.	1969-70-71
Beavers, Scott T.	1986-87-88-89
Beavin, Thomas D.	1969-70-71
Beck, Ray M.	1949-50-51
Beck, Thomas M.	1971-72
Bedford, Sean	2007-08-09-10
Beers, R.E.	1938-39-40
Belcher, Kyle P.	2004
Bell, David	1984-85-86
Bell, J.R.	1943
Bell, John L.	1966
Bell, R.S.	1915-16-17
Bell, Travis A.	2004-05-06-07
Bell, William	1989-90-92-93
Bellamy, Eric J.	1989-90
Bender, Jason B.	1991-92-93-94(c)
Bennett, Chico	2019-20
Bennett, John C.	2000-01
Bennett, Milford H.	1951-52
Bennett, Richard D.	1978
Bennett, Taylor J.	2005-06-07
Beno, Ray.....	2010-11-12-13
Benson, James E.	1957
Benson, KirVonte	2016-17



Jeremiah Attaochu (2010-13)

B


Bagwell, Gary D.	1955
Bailey, Morgan	2012
Baker, Jeffrey L.	1971
Balkcom, Thomas T.	1988-89-90
Ball, Reggie L.	2003-04-05-06(c)
Ballard, Thomas R.	1962-63-64
Balogun, Kamal	1995-96
Banks, William O.	1951-52
Barber, David C.	1965-66-67(c)
Barber, Henry J.	1962-63
Barkley, Bobbie L.	1978
Barnes, Anthony	2007-08-09-10
Barnes, Karl W.	1972
Barnes, T.J.	2009-10-11-12
Barnwell	1915
Barr, Robert H.	1970-71
Barrett, Tyler	2007-08
Barrick, Austin	2007-08-09-10
Barron, Carter	1924-25-26
Barron, David (D.I.).....	1918-19-20-21-22(c)



David "Red" Barron (1918-22)

Benson, Luke.....	2022
Bentley, Clarence F.....	1961
Besirevic, Salih.....	2002-04-05
Bessillieu, Donald A.....	1975-76-77-78
Best, Brandon.....	2022
Bethea, L.A.....	1947-48-49-50
Bettress, Fred D.....	1973
Bevier, Scott H.....	1972-73-74
Biddle, William M.....	1960-61
Biggers, Zeek	2021-22
Bilbo, Damaris O.....	2002-03-04-05
Billingslea, Eric E.....	1991-92-93-94
Bills, J.T.....	1946-47
Billy, Omar.....	2002-03-04-05
Black, D.C.....	1911
Blackburn, Leo	2022
Blackwell, Ceylon B.....	1965
Blackwood, Glenn Jacob.....	2006-07-08
Blair, Scott.....	2007-08-09-10
Blake, J.A.....	1945
Blancato, Josh.....	2019-20
Blane, W.J.....	1964-65-66
Blanton, Michael J.....	1975-76-77-78
Blasetti, Tony.....	1982
Blazek, Peter J.....	1981-83-84
Bleick, Thomas W.....	1963-64-65
Bloodworth, Charles H.....	1974
Bogue, Doug.....	1980
Bolin, Carl.....	1976-77
Bonifay, Cameron H.....	1971-72-73
Bonifay, Kenneth B.....	1966-67-68
Bonnewell, Sheldon E.....	1971
Booker, Calvin.....	2007-08
Booker, Donte M.....	1996-97-98-99
Boone, Harry A.....	1959-60-61
Boozer, David R.....	1960
Bormolini, John.....	1975
Borum, Vernon L.....	1922
Bosch, J.W.....	1939-40-41
Bossons, R.R.....	1947-48-49-50
Bostic, B.J.....	2010-12-13-14
Bostic, Jason D.....	1995-96-97-98
Boulware, H.B.....	1934
Boulware, Raleigh J.....	1992-93-94
Bounds, Kenneth E.....	1968-69
Bourgeois, Gavin.....	2003
Bourne, W.B.....	1943
Bourne, William B.....	1970-71-72(c)
Bourne, Matthew M.....	1993-94-95
Bowen, Allen.....	1944-46-47-48
Bowen, J.L.....	1944-45-46-47
Bowen, Robert C.....	1974-75-76
Bowen, Shane A.....	2006-07-08
Bowen, Sheppard A.....	1976
Bowley, Paul R.....	1971-72-73
Bowman, Paul D.....	1990
Boyd, A.M.....	1934
Boyd, Avery	2021-22
Boyd, Mark.....	1991
Bracken, Samuel R.....	1981-84-85
Bradach, D.D.....	1946-47-48
Bradford, Jack C.....	1943
Bradford, Patrick.....	1994-95-96-97
Bradford, Robert R.....	1972-73
Bradley, Mark S.....	1978-79-80-81 (c)

Bradley, Michael O.....	1967-68-69
Brady, C.C.....	1932
Braman, Matthew A.....	2006-07-08
Branch, Desmond.....	2016-17-18
Brannon, Charles N.....	1951-52-53
Brannon, Drew.....	2007
Brantley, James R.....	1957
Braselton, Freddie G.....	1957-58-59
Braswell, Ryan.....	2016
Braun, Parker.....	2016-17-18
Braun, Trey.....	2012-13-14-15



Jim Breland (1955-56)

Bravy, Brian R.....	1991-92-93-94
Breece, Donald C.....	1975-76
Breland, James E.....	1965-66(c)
Brewer, John M.....	1925-26
Brewster, J.D.....	1921-22
Brezina, Bradford P.....	2003-04
Bridge, Robert S.....	1972-73
Bridges, Lekeldrick.....	2002
Brigham, Nick.....	2013-14
Brigman, William H.....	1952-53-54
Brimer, Michael.....	2020
Brittain, J.F.....	1934-35
Broadway, Olin.....	2020
Brodnax, G.H.....	1945-46-47-48(c)
Brooke, J.O.....	1928-29-30
Brooking, Keith H.....	1994-95-96-97(c)
Brooks, Christopher P.....	1990-91
Brooks, Djimon.....	2019-20-21
Brooks, Durant S.....	2006-07
Brooks, Franklin D.....	1952-53-54-55
Brooks, J.L.....	1937-38

Brooks, LaMiles	2020-21-22
Broome, Timothy C.....	1969-70
Brown, Ahmrean.....	2019
Brown, Ather.....	2000-01-02-03
Brown, Charles H.....	1949-50
Brown, Christopher.....	1997-98-99-00(c)
Brown, David.....	2007-08
Brown, Gary K.....	2015
Brown, Gary L.....	1992-93
Brown, Harper L.....	1975-76
Brown, J.C.....	1907
Brown, J.E.....	1943-46-47-48
Brown, James A.....	1965-66-67
Brown, Michael D.....	1992
Brown, Robert P.....	2004

Brown, Samuel.....	1979-80-81-82
Brown, Samuel.....	1950-51-52
Brown, Timothy L.....	1999-00-01
Brownlee, Kevin.....	1982-83
Broyles, J.F.....	1943-44-46
Bruce, Stephen B.....	1972-73
Bruenderman, Robert J.....	1974-75-76
Brumby, C.R.....	1929
Bryan, William A.....	1974-75
Bryan, Will.....	2015-16-17-18
Bryant, C. Matthew.....	1979-80-81

Bryant, Sirad	2022
Bryant, W.G.....	1914-15
Buchanon, C.....	1907-08
Bullard, R.G.....	1926
Burch, Gerald T.....	1958-59-60(c)
Burdell, George P.....	1928-29-30
Burden, Freddie.....	2014-15-16
Burke, Damian.....	1982-83-84-85
Burke, Samuel W.....	1964-65-66(c)
Burkholder, Gary L.....	1963-64-65
Burks, Jason L.....	1997-98-99
Burks, Willie L.....	1986-87-88-89
Burnett, Daniel R.....	2002-03
Burnett, Julian.....	2009-10-11 (c)
Burnett, Morgan.....	2007-08-09 (c)
Burns, Joe F.....	1998-99-00-01
Burns, Justin R.....	1975-76-77
Burroughs, C.E.....	1940-41
Burt, A.M.....	1909-10
Burton, Nathan I.....	2001-02-03-04
Busbin, W.E.....	1945-46-47
Bussell, Gerald W.....	1962-63-64
Butker, Harrison.....	2013-14-15-16(c)
Butler, James O.....	2001-02-03-04(c)
Butler, Mario.....	2007-08-09-10
Byerly, Tim.....	2013-14-15
Bynum, H.W.....	1938


Nathan Burton (2001-04)

C	
Cabrel, Francis G.....	1978-79-80
Cain, J.T.....	1930-31-32
Caldwell, Jerry R.....	1995-96-97-98(c)
Caldwell, Robert S.....	1960-61-62
Callan, John P.....	1969-70-71
Cameron, Delaunta L.....	1995-96-97-98

Cammack, Clayton L. 1958
 Camp, Brian J. 2001-02-03
 Camp, Jalen 2016-17-18-20
 Camp, Larry B. 1963
 Campagna, Richard C. 1975
 Campbell, Christian 2016-17-18-19
 Campbell, Dean W. 1973
 Campbell, Douglas A. 1972-73
 Campbell, L. Kelly 1998-99-00-01
 Campbell, Randall W. 1971
 Carden, Gary M. 1970-71-72
 Carey, Tony 1984-85
 Carithers, Edward E. 1951-52-53
 Carlen, James A. 1953-54
 Carlisle, Thomas I. 1965-66-67
 Carlson, Coray 2012-13
 Carlson, Josh 2020
 Carmack, Charles M. 1961
 Carmack, J.E. 1935-37
 Carman, Jonathan D. 1997-98-99
 Carmichael, Thomas A. 1965-66-67
 Carney Jr., Kenneth S. 1981(c)
 Carolina, Marvin 1982-83-84-85
 Carpenter, S.M. 1923-25
 Carpenter, T.G. 1943-44-46
 Carpenter, Tariq 2017-18-19-20-21
 Carpenter, W.G. 1914-15-16-17
Carroll, Grey 2022
 Carson, R.E. 1926
 Carson, Stanley, L. 1955
 Carter, Beifield H. 1958-59-60
 Carter, David B. 1976
 Carter, H.M. 1923
 Carter, Joel T. 1983-84-85
 Carter, Malachi 2018-19-20-21-22(c)
 Carter, Morgan 2011
 Cassidy, Omar A. 1993-94-95
 Castleberry, Clinton D. 1942
 Castleberry, Don 1980
 Castleberry, J.W. 1944-46-47-48(c)
 Castro, Timothy P. 1996
 Caudle, Chris 1986-87
 Cavan, Harry J. 1964
 Cavette, N.M. 1938-39-40(c)
 Cawthon, Wally H. 1979-80-81-82
 Celaj, Kujtim "Ken" 1994-95-96-97(c)
 Cerge-Henderson, Kyle 2015-16-17-18
 Chadwick, Leon 1979-80
 Chamberlain, Bryan 2012-13-14-15
 Chambers, John Bradley 1996-97-98
 Chambers, Travis J. 2005, 08
 Chambers, W.J. 1943-44
 Chamblin, Gerald 1986-87-88
 Chance, P.M. 1935-36
 Chancey, James E. 1960-61-62
 Chapman, J.G. 1908
 Chapman, Joseph R. 1961-62-63
 Chapman, Thomas A. 1967-68-69
 Cheeks, Chaz 2013
 Cheever, Michael J. 1992-93-94-95(c)
 Cheney, Charles E. 1969-70
 Cherry, B.T. 1930-31-32
 Chimedza, T.K. 2019-21-22
 Chisholm, Donathan 1981-82-83-84
 Chivington, J.L. 1936-37-38(c)

Choice, Tashard 2005-06-07



Tashard Choice (2005-07)

Christy, Frank J. 1953-54-55-56
 Chubbs, William 1989-90-91
 Churchill, D.N. 1914
 Clark, Anthony "Tony" 2006-07-08
 Clark, Charlie 2018-20
 Clark, Jack L. 1964
 Clark, Jamara 1998-99-00
 Clark, Patrick 2005-06-07
 Claxton, Ira St. Clair 2000
 Clay, J.P. 1939
 Clay, R.A. 1914
 Clay, Willie J. 1988-89-90-91(c)
 Claybrooks, Felipe A. 1997-98-99-00(c)
 Clayton, Antonneous 2020-21
 Claytor, Nick 2008-09-10
 Cleland, Beau 2001-02
 Clements, Jimmy 1993-94-95-96
 Clifford, Harold C. 1966
 Clingan, L.H. 1931
 Clingan, Larry E. 1959
 Clinkscale, Gordon F. 2002
 Clyburn, R.B. 2008
 Cobb, F.R. 1918-19
 Cobb, Joe E. 1948-49-50
 Cochran, Devin 2021
 Cochran, William S. 1955
 Coco, Jack 2018-19-20-21
 Cogger, Frederick L. 1992-93-94
 Coker, Donald R. 1960
 Colbert, Freeman D. 1975-76-77(c)
 Colbert, W.D. 1944
 Colcord 1917
 Cole, Robert T. 1963
 Coleman, J.T. 1946-47-48-49(c)
 Coleman, James P. 1973-74-75
 Coleman, Marco D. 1989-90-91
 Coleman, Marcus J. 1990-91-92-93
 Coleman, W.C. 1909-10-11
 Colley, C.S. 1912
 Collier, Cory 1983-84-85-86
 Collins, Cory 1999-00-01-02
 Collins, E.R. 1935-36-37
 Collins, John P. 1966-67-68
Collins, Noah 2021-22
 Colquitt, Carey D. 1980-81
 Colvin, Joseph T. 1963-64-65

Colvin, S.C. 1929-30
 Conard, Chris 1986
 Cone, Kevin 2009-10
 Cone, Ronny L. 1979-80-81-83
 Connally, Vaughn 1924-25
 Connell 1922
 Connors, Matt 2012-13-14
 Cook, H. 1909-10-11-12-13(c)
 Cooksey, Douglas A. 1974
 Cooksey, Robert T. 1978-79
 Cooksey, Tyler 2017-18-19
 Cooper, George F. 2004-05-06
 Cooper, Douglas A. 1961-62-63
 Cooper, G.F. 1925
 Cooper, Kenny 2016-17-18-20-21
 Copeland, Charles W. 1972
 Copeland, Steve E. 1962-64-65
 Cord, Robert T. 1973
 Cordrey, Peter D. 1969-70-71
 Corhen, Bryan N. 1997-98-99-00
 Corley, Robert E. 1974-75-76
 Costello, Glenn S. 1970-71-72
 Cottrell, Nathan 2016-17-18-19(c)
 Covington, Thomas P. 1988-89-90-91
 Cox, Jack T. 1975
 Cox, Jamal K. 1991-92-93-94(c)
 Cox, Jonathan B. 2000-01-02
 Cox, Lucas 2008-09-10
 Cox, Michael L. 2004-05-06-07
 Cox, Orion V. 1988-89-90
 Crawford, Elbert D. 1949-50-51
 Crawford, John 1942
 Crawford, Steven G. 1973-74-75
 Crenshaw, Christopher 2011-12-13
 Crenshaw, F. Jermaine 2000
 Crockett, L.D. 1938
 Crockett, Willis R. 1985-86-87-88
 Cross, Izaan 2009-10-11-12(c)
 Crowley, E.J. 1925-26-27(c)
 Crowley, Thomas L. 1974-75
 Crum, Richard M. 1962
 Culton, John B. 1966-67-68
 Culwell, Thomas 2021
 Cummings, Euclid 2011-12-13
 Cummings, R.H. 1943
 Cunningham, Douglas Brent 1969-70-71
 Curry, David 2016-18-19(c)-20(c)
 Curry, Nathaniel T. 2000-02-03-04(c)
 Curry, Shane 1986
 Curry, Terence W. 1986-88
 Curry, William A. 1962-63-64(c)
 Cushing, Glenn 1936-37-38
 Cushman, H.W. 1913-14
 Cutting, Michael D. 1975-77


Marco Coleman (1989-91)
D

Daffer, Terrell E.	1971-72-73
Dale, Thomas D.	1966-67-68
Daniel, J.E.	1943-44
Daniel, Stephen E.	1973-74
Daniel, Thomas D.	1977-78-79(c)
Daniels, Conrad M.	1996-98
Daniels, Prince A.	2002-03-04-05(c)
Darby, Mike	1982
Daugherty, Ben T.	1952-53-54
Davenport, Steven D.	1985-86-87-88
Davis A.	1923
Davis, Darish	1978
Davis, David H.	1951-52-53
Davis, Dennis L.	2001-02-03-04-05
Davis, Forrest D.	1969
Davis, Jason	2007
Davis, John H.	1983-84-85-86
Davis, J.R.	1907-08
Davis, John J.	1962-64
Davis, Marcus, A.	1959
Davis, Melvin	2018
Davis, Michael E.	1992
Davis, O.G.	1918-19-20-21-22
Davis, Paul "P.J."	2013-14-15-16
Davis, R.T.	1944-45-46-47(c)
Davis, Richard K.	1961-62-63
Davis, Shawn	2017-18
Davis, Tyler	2007
Davis, Tyler	2019(c)
Davis, V.L.	1918-19
Davis, Wingfield A.	1960-61
Davis, W.A.	1931-32-33
Davis Jr., Donald L.	1993-94-95(c)
Dawson, Kelton	2019
Day, A.M.	1918
Day, Curley R.	1989-90-91-92
Daykin, Anthony A.	1974-75-76(c)
Daykin, Richard	1976-77-78
Days, Synjyn	2011-12-13-14
Dean, David.	1984
Dean, Doug	1987
Dean, Norris C.	1932-33-34
DeBardelaben, Stephen L.	1968-69
Dee, Michael E.	1993-94-95-96
Deeds, Derrick	1981
Deese, Marion D.	1957-58-59

DeFoor, Jack.	2018-19-20
de la Guardia, Mario	1980
Delany, Joe H.	1956-57-58
Denney, Walter C.	1965-66-67
Denning, Donald L.	1957
Dennis, Corey.	2011-12-13-14
DeVaughn, M.S.	1927
Deveney, Dylan.	2019-20
Devine, Shamire	2014-15-16-17
Dewberry, John	1983-84-85
Dieke, Emmanuel.	2010-11-12-13
Dingle, Justice	2019
DiPace, Max.	2002
Dixon, Jimmy.	2001-02-03-04
Dobyns, Robert B.	1961
Dodd, R.O.	1940-41-42
Dodd, Walter O.	1956
Dollar, Charles R.	1990
Dolphus, Stephen	2017-18
Dombach, R.D.	1944
Domineck, Jordan	2019-20-21
Donley, D.J.	2007
Dorough, J.H.	1943-44
Dorsey, Nathaniel W.	2001-02-03
Douglas, Carl E.	1969
Douglas, John F.	1966

Douse, D'Quan

.....	2020-21-22
Dover, Robert L.	1956-57
Dowling, J.H.	1917-19
Doyal, R.L.	1919-20
Doyal Jr., R.L.	1945-47-48-49
Drennon, R.E.	1926-27-28
Dripps, Charles S.	1974
Drummond, Daniel	2011-12-13
DuBard, W.H.	1910
Duckworth, Randy A.	1969-70-71
Dudish, Andrew C.	1969
Dudley, Derrick M.	1999
Duke, P.A.	1944-45-46
Dukes, Jimmy Jason	1992-93-94-95
Duncan	1915
Duncan, Curtis D.	1992
Duncan, Johnny W.	1968-69
Dunlap, Christopher D.	2003-04-05-06
Dunlap, E.O.	1928-29-30(c)
Dunmon, Lawrence D. "Trey"	2006-07
Dunn, Duncan, F.	1965
Dunwoody, H.R.	1916
Durant, R.J.	1927-28
Durham, James L.	1952-53-54
Durham, Step.	2014-15-16-17
Dwyer, Jonathan	2007-08-09
Dyett, Marvin B.	1978-80-81-82
Dyke, Daniel R.	1999-00-01-02
Dyke, H.E.	1939-40-41
Dykes, Bryce.	2008


John Dewberry (1983-85)
E

Earls, Correy	2007-08-09-10
Eastburn, Reid P.	1992
Eastman, William P.	1965-66-67
Easley, Chuck	1983-84-85
Eaves, S.P.	1940
Echols, Berwin C.	1999
Ecker, Harry A.	1954-55-56
Economos, Andrew J.	2002-03-04
Ector, W.H.	1937-38-39
Edge, Arthur B.	1952
Edwards, Christopher B.	1996-97-98-99
Edmunds, George R.	1965-66-67(c)
Edwards, Darrell	1987
Edwards, G.L.	1936-37
Edwards, J.E.	1941
Edwards, Kaleb	2021-22
Edwards, Kenneth M.	1965
Edwards, Howard T.J.	1988-89-90
Edwards, Mario.	2008-09-10
Edwards, W.H.	1928-29-30
Efford, Kyle	2022
Egbuniewe, Anthony	2008-09-10
Elders, William E.	1961
Eldredge, D.C.	1941-42
Eley, Ayinde	2021-22(c)
Ellerbe, Terry E.	1972-73-74
Elliott	1925
Elliott, Bruce E.	1971-1972-1974
Elliott, Thomas.	1965-66-67
Ellis, Carl S.	1976-77
Ellis, Marion D.	1954-55-56
Ellis, William C.	1965
Elmer, E.E.	1909-10-11
Elrod, Ronald H.	1965
Emerson, C.L.	1908
Emerson, Richard L.	1963-64
Engel, Curtis S.	1970-71-72
Enzweiler, Ronald J.	1970-71
Eriksen, Harold J.	1959-60-61
Escoe, Kenneth D.	1981-83
Etheridge, Matthew T.	2000-01-02
Etheridge, Robert G.	1979-80-81-82
Eubanks, Bobby Joe.	1955
Eubanks, R.W.	1933-34-35
Eubanks, Timothy E.	1967-68
Evans, Jamaal	2006-07



Evans, Tyler.....	2006-07	Fox, Sheldon J.	1978-79-80	Glanton, Brentavious	2016-17-18-19
Evatt, Richard I.	1968-69-70	Foy, William S.	1973	Glanton, T. Keith	1981-82-83-84
Everett, Charles B.	1960	Frakes, David H.	1994-95-96-97	Glazier, Weyman A.	1955-56
Everhart, Clayton W.	1971-72	Franklin, Weston	2021-22	Glendenning, L.B.	1935
Ewing, Tim	1988-89	Frederick, Kyle W.	1990-91	Glenn, Jack	1931
Ezell, C.S.	1929-30-31	Freeman, KeShun	2014-15-16-17(c)	Glenn, John	1924
Eziemefie, Ajenavi C.	2002-03-04-05	Freeman, Russell W.	1989-90-91	Glenn, L.E.	1944-45-47-48
Ezzard, Marquez	2020	Freer, Henry	2022	Glisson, Alan A.	1965-66
F					
Fair.....	1925	Frey, Roger A.	1952-53	Glover, R.G.	1915-16
Faisst, H.A.	1928-29	Friday, Raymond J.	1978-79	Glover, William	1999-00-01-02
Faith, Joseph W.	1967-68-69	Frisoner, Martin	2006-07-08-09	Godhigh, Robert	2010-11-12-13
Farmer, I.L.	1930	Frizzell, Everett E.	1949-50	Godsey, George R.	1998-99-00-01(c)
Farnsworth, W.B.	1921-23-24	Fromayan, Eason	2014-15-16-16	Godwin, Walter	1924-25
Farrington, William E.	1961-62-63	Fry, Erick J.	1989-90-91-92	Godwin, Jason	1994
Faucette, Floyd S.	1957-58-59(c)	Fry, F.E.	1933	Gold, Scott H.	1990-91
Faulk, Waymon D.	1963-64	Frye, C.A.	1921-22-23	Golden, Jamal	2011-12-14-15
Faulkinberry, David L.	1975-76	Fulcher, Sim B.	1957-59	Goldsmith, J.W.	1930-31-32
Faulkner, A.J.	1942-43	Fulcher, William M.	1953-54-55	Good, Larry V.	1966-67-68
Faulkner, Gary A.	1971-72	Furchgott, M.H.	1943-44	Gooding, H.T.	1932
Ferguson, Edwin L.	1996	Furlow, T.M.	1937-38	Goodroe, Robert S.	1958
Ferguson, Nicholas A.	1995	Fusile, Joe	2022	Gookin, Richard B.	1954-55-56
Ferris, Henry A.	1949-50-51	G			
Ferst, F.W.	1918-19-20-21	Gaines, H.D.	1944-45-46	Goolsby, Brent S.	1989-90-91-92
Felix, Jamie	2022	Gaiver, W.E.	1919-20	Gordon, Daylon	2022
Fiebelkorn, Thomas M.	1965	Gallagher, James J.	1988-89-90-91	Gore, A.W.	1914-15
Fielder, K.J.	1912-13-14-15(c)	Galloway, C.M.	1931-32-33	Gore, C.P.	1939-40
Fields, Mark B.	1971-72-73	Gamble, Patrick	2013-14-15-16	Gore, C.P.	1909-10-11
Finch, Jay	2010-11-12-13	Gann, Stanley V.	1960-61-62	Goshay, Derek B.	1989-90-91-92
Fincher, J.T.	1921	Gardner, Adrian	2014	Goss, Harry	1952
Fincher, S.W.	1929-30-31	Gardner, Andrew J.	2005-06-07-08 (c)	Gossage, Tommy L.	1953-54-55
Fincher, W.E.	1916-17-18-19-20(c)	Gardner, Ellis P.	1979-80-81-82	Gossage, Walker E.	1951-52-53(c)
Findlay, Mark Garren	2003	Gardner, G.C.	1922-23-24(c)	Gossett, A.H.	1945
Finley, Arley D.	1957	Gardner, Richard W.	1968-69-70	Gotsis, Adam	2012-13-14-15(c)
Fischer, Bruce A.	1963-64	Garrett, James W.	1975-76	Grace, Mike	1976
Fisher, Zach	2008-09	Gariety, Tony L.	1990	Graham, James	2019
Fitzgerald, C.W.	1927-28-29	Garner, Robert D.	1993-94-95	Graham Reggie S.	1992
Fitzsimons, A.F.	1907	Garside, Troy R.	2006-07-08	Graham, Zollie S.	1970
Fitzsimons, J.M.	1934-35-36(c)	Gast, Darrell	1983-86-87	Granade, Kasey	1999
Flanagan, D.	1947-48-50	Gaston, Joe L.	1971-72	Granger, H.G.	1921
Flatau, Arthur	1975	Gaston, Joseph H.	2003-04-05-07	Graning, Charles H.	1959-60-61(c)
Fleetwood, C.G.	1922-23	Gaston, R.W.	1943	Grant, Lawton E.	1951
Fletcher, Carlson	2018	Gathers, Gregory A.	1999-00-01-02	Grant, Walter B.	1953-54-55
Fleming, Louis S.	1974	Gause, Andrew Loyall	2005	Grant Rashaun A.	2004-05-06-07
Flowers, A.R.	1918-19-20-21(c)	Gebhart, Smylie L.	1969-70-71	Grantham, John M.	1998
Flowers, M.J.	1930-31	Gee, Khari	2022	Gray, A.J.	2015-16-17
Flowers, Stanley M.	1955-56-57	George, Vincent B.	1979-80-81-82	Graydon, E.D.	1929
Flowers, William C.	1968-69-70	Geren, Preston, M.	1972	Green, J.J.	2016-17
Flowers III, Lethon	1991-92-93-94	Gerhardt, Alfonso W.	1965-66-67	Green, Jerome A.	1956-57-58
Floyd, Charles R.	1976-77	Gibbs, Jahmyr	2020-21	Green, Robert Sterling	2001
Folkner, Andrew	2007-08	Gibbs, Wesley W.	1956-57	Green, Shawn	2011-12-13-14
Fonts, Eladio L.	1957	Gibney, Richard B.	1972-73-74-75(c)	Greene, Jeff	2011-12
Ford, Gregory N.	1981-82	Gibson, E.H.	1933-34-35	Greer, David L.	1974
Ford, Jeffrey S.	1969-70-71	Gibson, James L.	1966	Gregory, Sean A.	1998-99-00-01(c)
Ford Jr., Sidney B.	2000-01-02	Gibson, W.C.	1937-38-39(c)	Gresham, Thomas S.	1965-66
Foret, Russell A.	1959-60-61	Gibson, Zach	2022	Gresham, William J.	1962-63-64 (c)
Forrester, Wallace	1924-25	Giddens, Scott	1991	Griffin, Chris	2014
Fortier, Edmund A.	1979-81-82	Gilbert, Joseph	2008-09	Griffin, Corey	2014-15-16-17
Fortier, Michael E.	1964-65-66	Gilbreath, George C.	1949-50	Griffin, Edward D.	1961-62
Fortune, Elliott D.	1992-93-94	Gilchrist, Jerry M.	1989-90	Griffin, J.S.	1946-47-48-49
Foschi, John Paul M.	2000-01-02-03(c)	Gilliam, Venice L. Thomas	2002	Griffin, Jamious	2019-20-21
Foster, John D.	1965-66	Gilliland, Robert F.	1952	Griffin, JaQuon	2019-20-21
Foster, Stephen F.	1968-69-70	Gilmer, C.L.	1938	Griffin, Lynn	2013-14-15
Fox, Keyaron J.	2000-01-02-03	Givens, Benjamin F.	1951-52-53	Griffin, Sedic	2006-07-08-09
		Glad, Maurice L.	1966-68	Grimes, Bill R.	1960
				Grosz, Esmond A.	1987-88
				Grubbs, Ronald L.	1961

Gubba, Matthew S.	1995-96-97-98
Guill, M.F.	1916-17-19
Gunter, George S.	1968-69-70
Guthrie, Dallis R.	1960-61-62
Guyon, J.N.	1917-18
Guyton, Gary D.	2004-05-06-07
Gwinn, Derek	1980-81-82-83
Gwynn, Robert S.	1968

Harris, Marcus	2007
Harris, Peje'	2019-20-21-22
Harrison, Anthony	1983-84-85-86
Harrison, C.G.	1943
Harrison, Danny K.	1987-88-89
Harrison, M.E.	1947-48-49
Hart, J.W.	1930-31-32
Hartley, M. Clayton	2000-01-02

Hill, Kent A.	1976-77-78
Hill, M.E.	1943
Hill, Richard	1973-74
Hill, Stephen	2009-10-11
Hillmeyer, Greg	1984
Hills, G.B.	1943-44-45
Hills, Richard	1985-86-87
Hinojosa, Roberto	2015
Hinson, Wayne D.	1974


Joe Harris (1972-74)

Hackett, R.W.	1935
Haddock, Terry Edmond	1963-64-65
Hair, Henry R.	1951-53-54
Haley, William T.	1978-79
Hall, Andrew S.	2000-01
Hall, KaMichael C.	2003-04-05-06
Hall, H.E.	1923
Hall, Hassan.	2022
Hall, Joseph A.	1951-52-53
Hall, Robert L.	2006-07-08-09-10
Hamilton, Joseph F.	1996-97-98-99(c)
Hancock, J.K.	1940-41
Hansen, Conner	2018-19
Hand, Wesley R.	1963
Haney, Christopher M.	1993-94-96
Hankins, Beau	2013-14-15
Hardeman, Windle L.	1951-52-53
Harden, Wesley C.	1975
Hardie, Gary E.	1976-77-78
Hardin, Allen	1950-51
Hardison, C. Hugh	1951
Hardwick, Joseph W.	1968-69-70
Hardy, H.B.	1941-42
Hardy, William R.	2003
Hargrove, Anthony L.	2001-02
Harkey, Stephen D.	1968-69-70
Harlan, J.W.	1917-19-20-21
Harper, W.Z.	1943
Harrell, Anthony	2012-13-14
Harrington, Mike	1982-84
Harris, Ali G.	1991-92
Harris, Bobby G.	1959
Harris, F.G.	1923
Harris, Joseph A.	1972-73-74(c)
Harris, Kevin	2021-22
Harris, Leslie	1996-97(tr)
Harris, Mackel J.	1976-77-78-79

Harvey, Ahmari	2022
Harvin, Charles R.	1948-49-50
Harvin, Harry T.	1965-66-67
Harvin III, Pressley	2017-18-19-20
Harwood, James G.	1962
Hatch, Jermaine	2000-02-03
Hauck, A.E.	1929
Hawkins, James D.	1964
Hawkins-Anderson, Jair	2017
Haycock, Michael S.	1962
Hayes, J.A.	1914
Haygood, Jimmy	1968
Hayes, L.C.	1934-35-36

Haynes, Jamal	2022
Head, Anthony L.	1974-75-77
Healy, Robertson L.	1970-71-72
Healy, W.R.	1942-46-47(c)-48
Hearn, Andy.	1984-85
Hearn, W.W.	1926
Heflin, Malcolm D.	1978-79
Heggs, Marlon	1979-80
Helinger, Kerry S.	1970
Heller, Louis J.	1966
Heller, Will S.	2000-01-02
Helm, Michael G.	1977-78-79
Helmer, Percy C.	1967-69
Helms, J.A.	1941-42-45
Helzer, C.W.	1944
Hemingway, Keegan.	2020
Henderson, Eric C.	2002-03-04-05(c)
Henderson, Jaquan.	2017-18-19
Henderson, Kevin	1984-85
Henderson, Steven M.	1978-79-80-81
Hendley, Daniel R.	1965
Hendrix, David T.	1991-92-93-94
Henefield, George P.	1972
Hennessey, Alan W.	1971-72
Henry, George W.	1964-65-66
Henry, Urban A.	1956-57
Hensley, Sam P.	1951-52-53
Henson, Douglas C.	1978-79
Herron, E.D.	1928-30
Hertenstein, James M.	1969
Hester, Marvius D.	1999-00-01-02
Hicks, David L.	1986-87-88-89
Hicks, John H.	1951
Hickson, Donald N.	1991-92-93-94
Higgins	1917
Higgins, Hal F.	2001-02-03
Hightower, J.T.	1919
Hightower, W.H.	1918
Hill, A.B.	1915-16-17
Hill, Andrew	1975-76-77-78
Hill, D.	1907-08-11
Hill, Deon	2011-12-13-14
Hill, Harold C.	1965-66
Hill, Jason	2007-08

Holt, Fred	2010
Holtsinger, E.M.	1944-45
Honeycutt, Bradley T.	2002-03-04-05
Hood, E.J.	1925-26-27
Hood, R.E.	1935
Hook, L.W.	1946-47-48
Hoover, C.M.	1943
Horn	1926
Hornbuckle, Robert E.	1969
Horne, Gregory K.	1971-72-73
Horton, Robert	1980-81-82-83
Horton, Tommy	1967
Houck, J.F.	1945
Houston, Reuben J.	2002-03-04-05
Howard, Cordaro	2006-07-08-09
Howard, Jeffrey A.	1990-91-92
Howard, Jerry	2017-18-19-20
Howard, Walter E.	1958-59-60
Howell, Kenneth R.	1979-80-81-82
Howington, Dan.	1980-81
Huddleston, Gregory D.	1972-73
Huff, Charles F.	1954-55
Huff, Jalen	2021
Huff, Jordan	2020
Huffines, R.D.	1918-19-23-24
Hughes, Eddie L.	1969-70-71
Hughes, Ralph J.	1994-95-96-97
Hughley, Kelvin K.	1999
Humphreys, George W.	1952-53-54
Humphreys Jr., Henry C.	1948-49-50
Hunsinger, John S.	1953-54
Hunt, A.T.	1921-22-23
Hunt, Alex.	1950-51-52
Hunt IV, Alexander Trotter	1998
Hunt, Cheyenne.	2018
Hunt-Days, Jabari	2012-13-15
Hunter, Mark	1973-74-75
Huntley, Sammy L.	1981-83
Hutchinson, H.G.	1938
Hutko, Albert J.	1969-70
Hutto, David M.	1989-90
Hutton, W.B.	1912
Hydrick, Lawton A.	1974-75-76-77
Hyland, Tim	1976

I	
Inglett, Forest W.	1965-66
Ingram, Riccardo	1984-85-86-87
Inman, Richard E.	1951-52-53
Irwin, B. King	1979
Irwin, F.L.	1925-26
Isaacs, R.C.	1929-30-31
Ison, Roosevelt	1984-85-86-87
Ison, R.L.	1938-39-40
Ivemeyer, Bailey	2017-18
Ivemeyer, John	1982-83-84-85
Ivery, Eddie Lee	1975-76-77-78(c)
Ivery Jr., Eddie L.	2004
Ivey, Jared	2020-21

**Eddie Lee Ivery (1975-78)**

J	
Jackson, Albert J.	1995
Jackson, Chris	2011-12
Jackson, C. Huntington	1992
Jackson, Jaquan	2018
Jackson, Johnathan D.	2001-02-03-04
Jackson, Kyle	2008, 2010
Jackson, Quez	2019-20-21
Jackson, Reginald P.	1976
Jackson, Steven A.	1994-95-96
Jackson, Thomas E.	1962-63-64
Jackson, Tre'	2015-16-17-18
Jackson, Vernon E.	1971-72-73
Jackson, Will	2010-11-12-13
James, Calvin E.	1957-58-59
James, Dennis H.	1967-68-69
James, John E.	1948
James, Patrick M.	1985-86-87-88
Jamison	1926
Jane, Jay.	1986-87
Jaracz, Robert	1980-81-82
Jarrett, Omarhi	2017-19
Jarrett, Roy E.	1964-66
Jarrett, Robert Tyler	1991-92-93
Jasper, Deron	2007-08-09
Jefferson, Brad	2007-08-09-10 (c)
Jenkins, E.J.	2022
Jenkins, Herbert R.	1974-75-76
Jenkins, W.K.	1909-10
Jenkins, Darryl G.	1987-88-89-90(c)
Jerkins, Walter T.	1949

Jeune, Ricky	2014-15-16-17
Jobson Jr., Robert W.	1971
Joe, Errin	2014-15
Johnson, C.E.	1917-20-21
Johnson, Calvin	2004-05-06(c)
Johnson, Charles M.	1974
Johnson, Cleo C.	1972-73
Johnson, Gary L.	1999-00-01-02
Johnson, G.L.	1909-19
Johnson, Isaiah	2010-11-12-14
Johnson, Jalen	2015-16-17-18
Johnson, James A.	2005-06-07
Johnson, James H.	1975
Johnson, James M.	1974
Johnson, James R.	1952-55-56
Johnson, Kenan	2020-21-22
Johnson, Kenton	2003-04
Johnson, Lucas	2017-19
Johnson, Michael	2005-06-07-08 (c)
Johnson, Ryan	2020(c)-21
Johnson, Tim L.	1991
Johnson, Thomas B.	1990-91-92-93(c)
Johnson, Virgil L.	1996-97-98
Johnson III, Henry W.	1976-77-78-79
Johnston, J.T.	1913-14-15-16 (c)
Jolly, Michael R.	1976
Jones, A.E.	1935-36-37
Jones, Andrew Shawn	1989-90-91-92 (c)
Jones, Bart	1983-84-85-86
Jones, C.D.	1908
Jones, J.T.	1930-31-32
Jones Jr., James A.	1952-53-54
Jones, James D.	1965
Jones, J. Dante	1981-82-83-84
Jones, Lloyd Dwight "Djay"	2004-05-06-07
Jones, Roddy	2008-09-10-11 (c)
Jones, T.G.	1928-29-30
Jones Jr., Thomas F.	1971-72-73
Jordan, David M.	2003-05
Jordan, Dewey E.	1963
Jordan, Hugh Mitchell	1991-92
Jordan, J.A.	1946-47-48-49
Jordan, J.P.	1942
Jordan, Matthew	2015-16-17
Jordan, R.J.	1946-47
Jordan, W.H.	1935-36-37
Jordan, W.W.	1940-41
Jordan-Swilling, Bruce	2017-18-19-20-21
Joseph, Gary V.	1994-95-96
Josephson, Andrew D.	1998-99
Jurgensen, Paul	1985-86-87

K**Brent Key (1997-2000)**

Kagawa, Shaun	2014-15-16-17
Kallon, Francis	2013-14-15-16
Kamp, Matt	2007
Karlo, Daniel M.	1971
Katz, Morris	1934
Kaylor Jr., J. Leroy	1979-81-82
Keeling, Kane	2000
Keener, L.	1927-28
Keisler, Jeffrey	1980-81-82-83
Kelley, John L.	1975-76-77-78
Kelley, Jude	2020-21-22
Kelley, Michael D.	1978-79-80-81
Kelly, Quincy	2007-08
Kelly, Sam	1980-81
Kelly, W.J.	1945
Kelsey, Nathaniel	1985-86-87-88
Kemble, Jason A.	2000-01
Kennard, Kyle	2021-22
Kent, Austin	2021
Kentera, Larry K.	1979-80-82
Kepano, Anthony H.	1981-82-83-84
Kercher, Jim	1996-97
Kercher, Mark E.	1976
Kerr, Ajani	2017-18-19
Key, Donald Brent	1997-98-99-00(c)
Kirby, Kenneth	2021
Kicklighter Jr., Haven L.	1964-65-66
Kidd, Charles W.	1966-67-68
Kidd, John Paul	1920-21
Kidney, Tyler	2010-11-12
Kiltie, James H.	1966
Kilzer, J.W.	1943-45-46
Kimsey, Richard A.	1990-91-92-93
Kinard, William D.	1966-67-68(c)
King, Brenton	2017-19
King, Cliff	1924
King, Donald K.	1965-66-67
King, Jaylon	2019-20-21-22
King, Malcolm	1984-85-86-87(c)
King, Miles	2007
King, Noah H.	1998-99
King, Ryan	2021-22
Kingrey, Carlo	1946
Kitchen, Jimmie	2013
Klare, John	1984-85
Klock, Trey	2015-16

Knapp, Kevin R.	1998-99
Knight II, Demetrius	2019-20-21
Knox, Lambert J.	1951-52
Konemann, M.J.	1935-36-37
Koncul, Christopher	2001
Koon, Xeron Reginald	2000-01-02
Kootsouradis, Cade	2022
Kramer, Stephen A.	1968-70-71
Krish, Zach	2008-09-10
Kroll, E. James	1973-74-75
Kroner, F.R.	1931
Kryszon, Guenter	1998-99
Kuale, Ejiro M.	2001
Kuhn, James	1941-42
Kupper, Robert G.	1974-75
Kushon, James E.	1990-91-92
Kyker, D.C.	1945
Kyle Jr., George G.	1974-75-76

L

Lackey, D.E.	1937-38-39
Lackey, J.D.	1931-32-33
Ladner, Larry	1950
Lafkowitz, Larry M.	1959-60-62
Lagana, John E.	1965-66-67
Lagod, Chet	2019
Laircey, Jim L.	1969-70-71
Lam, Herman	1969-71
Lamar, L.H.	1918
Lamb, H.W.	1941
Landers, Mike	1994-95
Landry, Dawson F.	2002-03-04-05
Lands-Davis, Mikell	2015
Lang, R.M.	1913-14-15-16
Lang, Thomas D.	1971-72-74
Langstaff, Witt	1948-49
Lanier, Gary A.	1976-77-78-79
Lansing, A.R.	1945-48
Lantz, Toby	1982-83
Lantz, Ryan	2021
Lantz Jr., Richard W.	1970-71-72(c)
Lasch, John A.	1956-57-58
Laskey, Zach	2011-12-13-14
Lassiter III, Issac H.	1965
Lavette, Robert L.	1981-82-83-84
Lavin, James W.	1988-89-90
Law, H.G.	1929-30
Laws, E.E.	1931-32-33(c)
Lawson, Carl A.	1989-90
Lawson, Clyde W.	1959
Lawson, John W.	1961
Lawston, Anthony L.	2000-01-02
Laxson, Victor V.	1961
Lay III, William	2019-20-21-22
Lear, Donald J.	1987-88
LeBey, C.D.	1920-21
Lederle, Albert J.	1961
Ledford Jr., Parvin E.	1963
Leftwich, Jakiah	2022
Lee, Brian T.	2000-01-02
Lee, C.L.	1940
Lee, Garrett P.	1962-63-64
Lee, Gary	1983-84-85-86
Lee, Ivery	1983-84-85-87(c)
Lee, Jahaziel	2016-17-18

Lee, Rodney J.	1977-78-79
Lee, Vad	2012-13
Leidy, Dale W.	1979
Lentz, Jeff	2009-10
Leonard, Dylan	2019-20-21-22
Leone, Christopher M.	1994
Lester, Gregory J.	1987-88-90-91
Leuhrman, H.	1909-10-11
Levens, Herbert Dorsey	1992-93(c)
Lewis, Charles M.	1958
Lewis, Clarence Jamal	2004-05-06-07
Lewis, Clifford S.	1976
Lewis, F.C.	1909-10
Lewis, John D.	1990-91
Lewis, Richard O.	1969-70-71
Lewis, Ronald W.	1958
Lewis, Terrell	2014-15-16-17
Lipfert, James	2006-07-08
Lillard, J.B.	1926-27
Lillie, Michael J.	1997
Lilly, Sammy	1983-84-85-87
Lincoln, James M.	1991-92-93-94
Lincoln, Robert W.	1961
Lindsey, J.B.	1934-35-36
Lindsey, Steven L.	1987
Lindsley, Charles S.	1969-70
Linginfelter, William S.	1955
Littleton, Harry J.	1961
Lockhart, Jon	2009-10
Lockhart, Mike	2020-21
Loeb, A.L.	1911-12-13
Loesch, Casey B.	2001-02
Logan, M.J.	1943-44(c)
Logan, Mark A.	2001-02-03-04
Logan, Reginald B.	1958
Logan, W.W.	1942
Long, Cade	2019-20-21
Long, Joshua W.	1998
Long, Stanley M.	1972-73
Lonowski, Jacob L.	2005-07
Lothridge, Billy L.	1961-62-63(c)
Lowe, Lawrence D.	1977-78-79-80
Lowrey, R.O.	1942
Lubischer, Anthony J.	1973-74-75
Lucas Jr., J.	1913-14
Luck, C.F.	1907
Luck, J.	1910
Luck, J.K.	1942
Luck III, James K.	1970
Luginbill, Thomas C.	1994
Lukkar, Steven B.	1975-76
Lumpkin, Roy	1928
Luna, R.C.	1929
Lupton, Dale B.	1948-49
Lusk, Bob	1950
Lutz, David G.	1979-80-81-82(c)
Lyman, W.P.	1921-22
Lynch, Clinton	2015-16-17-18
Lyons, Matthew A.	1950-51-52
Lyons, Preston	2009-10-11
Lyons, R.M.	1934


Eddie McAshan (1970-72)

Mabra, Ronald	1998-99
Machen, B.J.	2009, 2011
MacIntyre, George Michael	1987-88
Mack, Charles	1985-86
MacKendree, James A.	1989-90-92
Mackley, Roy L.	1958
Macrina, Joseph	2021
Macy, Richard T.	1970-71-72
Madigan, William V.	1999
Maiello, Peter P.	1994-95
Maker, David	1995
Mallard Antonio	2018
Malone, Alfred W.	2001-02
Malone, George R.	1985-86-87-88
Malone, Jonathan	2007-08
Malone, Ralph	1982-83-84-85
Maloney Jr., William H.	1981
Maloolf, George B.	1949-50-51
Maloolf, Jeffrey R.	1987-88
Malta, Joseph W.	1974-75
Mancaruso, James M.	1988
Mancil, Steven Wade	1993
Maness, Devon	1978-79
Manget, Thomas Luke	1999-00-01-02
Manion, Tim	1982-83-85-86
Manley, Kyle T.	2005-07
Mann, Devon	1978-79
Mann, Danny J.	1978
Manning, George	1941-42-43(c)
Manning, Mark	1980
Marble, James A.	1977-78
Marcordes, Tyler	2012-13-14
Marion, Jessie D.	1986-87-88-89
Marius, Laurence	2006
Maree, G.L.	1928-29-30
Marshall, Andrew	2014-15-16-18
Marshall, J.A.	1940-42(c)
Marshall, John	1924-25-26
Marshall, Marcus	2015
Marshall, TaQuon	2015-17(c)-18(c)
Marshall, William	2021
Martenson, Chase	2017
Martin, Buck	1950-51-52
Martin, Chris	2018-19
Martin, Jake W.	1961-62-63(c)
Martin, Jon S.	1961-62-63



Martin, L.J.	1925-26-27	McKinnon, Bobby	1968	Moore, H.	1908
Martin, Michael D.	1980-81-82-83	McLaughlin, Mark P.	1972-73	Moore, Jack G.	1969-70
Martin, W.S.	1933-34	McLeod, William L.	1972-73-74	Moore, Jason	2022
Martin Jr., Jake W.	1986-87-89-90	McManus, Nathan P.	2004-05-06-07	Moore, Jeremy	2012
Marvin, John	2014-15	McNair, Tremayne	2011-12-13-14	Moore, Justin	2011-12
Mason, Jordan	2018-19-20-21	McNamara, Kevin M.	1970-71-72	Moore, J.S.	1934
Mason, Kent L.	1974	McNames, Patrick M.	1960-61-62	Moore, Nicholas J.	2003
Mason, Shaquille	2011-12-13-14(c)	McNearney, Sam	2014	Moore, W.A.	1912
Mason Jr., Rausey W.	1957-58	McPhaul, L.G.	1908	Moorer, W. Daniel	1964-65-66(c)
Massey, Robert	1984-85-86-87	McRae, D.F.	1925-26	Moorhead Jr., Robert	1950-51-52
Massey, Spence	2020	McRae, Nick	2009-10-11-12	Morehouse, Christopher W.	2000-01-02
Mathews, George.	1944-45-46-47	McRee, C.A.	1921	Morelock, Delmar, C.	1976
Mathias, Clark	1915-17-18	Means, C.P.	1908	Morgan, Brad	2016-18-19
Mathis, Jeffrey D.	1986-87-88-89	Means, E.B.	1911-12-13	Morgan, Derrick	2007-08-09 (c)
Matlock, John R.	1961-62-63	Meiguez, Tyson	2020-22		
Matthews, Michael	2004-05-06	Melton, Tyler	2008-09-10-11		
Matthews, W. Clay	1947-48-49	Melvin, Lamar C.	1966-67		
Matthews, Zach	2015-16-17	Melvin, Michael	1985-86-87		
Mattison, Richard C.	1954-55-56	Mendheim, James R.	1961-62-63		
Matvay, Russell	1998-99-00-01	Menegazzi, Paul D.	1981-83-84		
Mauck, H.M.	1914-15-16	Menger, Johnny V.	1953-54-55-56		
Mauldin, Tim	1984-85	Menocal, Nick	2011-12-13		
Maynard, Charles N.	1956-57	Mercer, Michael K.	1972-74		
Maye, Michael	2019-20-21-22	Merchant, Emmett A.	1988-89-90-91		
Mays, Jerry D.	1985-86-88-89(c)	Merriedith III, Lonnie L.	1978		
Mays, Reggie	1983	Merike, Gus	1924-25		
Mayton, John A.	1969-71	Merritt, James.	1990		
McAden III, Rufus Y.	1962	Merrivweather, Tyler	2014-16-17-18		
McArthur, J.R.	1930-31-32	Messick, Antonio	2014-15-16-17		
McAshan III, Eddie	1970-71-72	Middlebrooks, Jack S.	1965		
McCabe, Richard	2001	Middleton, Harvey.	1994-95-96-97(c)		
McCaskill, Robert M.	1974-75	Milam, Woodrow M.	1989-90-91-92		
McCaulley, George R.	1955	Miles, Carl	2010		
McCawley, Taylor	2020-21-22	Miles, Jermaine L.	1995-96		
McClary, Jerimiah	1987-88-89-90(c)	Miller, Chris	2020-21-22		
McClellan, Austin	2015-16	Miller, Don E.	1954-55-56		
McCloskey, Frank	1968-69-70-71	Miller, Hal	1950-51-52		
McCollum, Nate	2020-21-22	Miller, Matthew L.	1997-98-00		
McCommons, Stephen R.	1976-77	Miller, Veryl E.	1989-90		
McConnell, F.	1922-23	Miller Jr., Birl B.	1972-73		
McCord, D.E.	1913-14	Miligan, Harry	1931		
McCoy, Delma S.	1964-65-66	Mills, Dedrick	2016		
McCoy, Robert H.	1947-48-49-50	Mills, H.F.	1943		
McDaniel III, William D.	1974-75	Milo, Michael W.	1971		
McDevitt, Sean L.	1986-87-88	Milton, Chris.	2012-13-14-15		
McDonald, Alf	1912-13	Minihan, Mikey	2019-20-21		
McDonough, J.J.	1919-20-21-22	Minter, Michael M.	1995-96		
McDowell, M.C.	1908	Mitchell, Brant	2015-16-17		
McDuffie, Dylan	2022	Mitchell, Christopher M.	1969		
McElroy, Joshua	1999	Mitchell, LaShon D.	1994		
McGaughy, William C.	1959-60-61(c)	Mitchell, Ross.	1998-99-2000-01(c)		
McGee, Curtis L.	1993-94-95-96(c)	Mitchell, R.M.	1945		
McGill, Jason	1990-91-92	Mitchell, W.M.	1921-22		
McGowan, Kyric	2021	Mitchell, Wade T.	1953-54-55-56(c)		
McGuire, Xavier R.	2003-04-05-06	Mizell, L.W.	1927-28-29		
McHugh, W.P.	1941-42-46	Modrak, Frank M.	1976		
McIntosh, J.C.	1944-45-46(c)	Molina, Yoel	1993-96		
McIntyre, J.F.	1921-22-23(c)	Momon, Clinton	1977-78-79		
McKay, Antonio	1983	Montague, A.F.	1912-13-14		
McKayhan, Daniel	2009-10-11	Montgomery, Joe	1982		
McKee, J.W.	1929-30-31	Moody, Travis	1986-87		
McKenzie, Michael A.	1971-72-73	Mooney, Michael P.	1988-89-90-91(c)		
McKinley, J.E.	1934-35	Mooney, Stephen W.	1979-80-82		
McKinney, R.H.	1945-46-47-48	Moore, F.B.	1923-24		
McKinney, William S.	1958-59	Moore, George E.	1978-79		



Derrick Morgan (2007-09)

Morgan, J.P.	1935-37
Morgan, Mark	1980
Morgan, Scott	2018-19
Morgan, Tyler	2009-10-11-12
Moriarty, Patrick J.	1973-74-75-77
Morris, George	1950-51-52
Morris, George W.	1962-64
Morris, Greg A.	1992-93-94
Morris, James L.	1952-54
Morris, Jimmy M.	1953-54-55(c)
Morris, Larry C.	1951-52-53-54(c)
Morris, W.H.	1932
Morrison, D.E.	1914-15-16(c)
Morrison, Mot J.	1954
Morrow, H.K.	1943
Moss, Jack S.	1959-61
Mote, Wayne G.	1985-86-87-88
Muerth, A.M.	1939-40
Mugg, Kenneth E.	1966
Mulherin, Matthew W.	1949
Mullen, William S.	1986-87-88-89
Mumford, Galin E.	1968-69
Munroe, Malcolm	2009-10-11-12
Muns, Michael	2016
Murchison, Jeff	1993
Murdock, C.H.	1944-46
Murphy, Fred J.	1958-59
Murphy, R.W.	1937-38-39(c)
Murphy, T.M.	1922
Murphy, Thomas J.	1964
Murray, J.A.	1931
Murray, James G.	1974
Murray, John A.	1925



Murray, Matthew T. 1978
 Murray, Sam D. 1924-25-26
 Muyres, Jeremy J. 1999-00-01-02(c)
 Muyres, Jon R. 1996-97-99-00(c)
 Myddleton, W. Smith 1964-65-66
 Myers, Christopher T. 1995-96-97
 Myers, Don 1950
 Myers Jr., Charles D. 1973-74-75

N

Nabelle, E.G. 1921-23-24
 Nabors, Jerry H. 1955-56-57
 Nail, Jimmy A. 1959-60-61
 Nance, A.S. 1913
 Naples, Andrew P. 1974
 Nash, Austin. 2019
 Nealy, Quayshawn. 2011-12-13-14(c)
 Negus, Dale 1983
 Neblett, H.C. 1930-31-32(c)
 Neese, Darrell 1991
 Nelson, Richard R. 1965-66-67
 Nephew Jr., David S. 1975
 Nesbitt, Joshua 2007-08-09-10 (c)
 Nesbitt, M.M. 1918-19
 Nettles, J.E. 1940
 Neuber, Cole 2020-21
 Neuss, William J. 1991-92-93-94
 Newberry, LeShawn 2005-06
 New, Wayne C. 1969
 Newman, Robert B. 1977-78-79
 Nicholl, Michael O. 1959-60-61
 Nicholson, Erick M. 1970
 Niebanck, Michael E. 1979-81-82
 Nilson, Rodney C. 1992
 Nix, John P. 1963
 Nix Jr., Frank H. 1958
 Nixon, J.U. 1935-36-37
 Noble, Dornonique 2012-13-14-15
 Noe, James M. 1955
 Nolan, James S. 1946-47-48
 Nordmann, Patrick 2010
Norris, Kalani 2019-21
 Norris, Steven H. 1969-70
 North, Robert E. 1948-49-50
 Norton, Darrell D. 1981-82-83-84
 Novak, George A. 1971
 Nowell, Hal Gordon (honorary) 1919
 Nutting Jr., John E. 1959-60

O

Oenbrink, Robert M. 1969
 Okebie, Onu. 2010
 O'Kelley, C.S. 1945
 O'Leary, Timothy 1991
 O'Leary, Martin 2001
 Olive, Sammy R. 1979-80
 Oliver, Adam L. 2004-05-06-07
 Oliver, Brandon 2013-14-15
 Oliver, Kaleb 2018-19-20
 Oliver, Tobias 2018-19-20-21
 Olson, J.W. 1945
 Oltz, H.F. 1927
 O'Neal, John F. 1978
 O'Neill III, John C. 1969-70-71

O'Neill Jr., John H. 1948-49
 O'Neill, Michael O. 1961
 Onwuaiu, Denis 2015
 O'Reilly, Thomas 2013
 Orr, Jeffrey E. 1977
 Osborne, Terrell H. 1977-78
 Oven, John M. 1970-71-72
 Owen, Charles L. 1987-88-89
 Owen, Kenneth S. 1954-55-56
 Owens, Antwan 2017-18-19-20
 Owens, Phillip A. 1979
 Owings Jr., James B. 1971-72-73

P

Page, J.A. 1937-38
 Page, P.F. 1942
 Page, Warren Craig 1996-97-98
 Paige, Jamal 2009-10
 Pair, R.H. 1939
 Pallman, Charles M. (Chip) 1968-69-70
 Palmer, Thomas M. 1985-86-87-88
 Papushak, Jeffrey A. 1991-92-93-94
 Paquette, Alex 2007
 Parham, R.S. 1926-28
 Parker, Edward H. 2005
 Parker, Ken 1982-83-84-85
 Parker, Stacy J. 1989-90-91-92
 Parker, Travis A. 2002-03-04
 Parise, Ron 1972
 Pasanella, Dave 1983-84
 Paschal, William A. 1942
 Paschal, William A. 1962-63-64
 Pass, James R. 1975-76-77(c)
 Patelles, Lucas 2019
 Patterson, Donald R. 1976-77-78(c)
 Patterson, H.W. 1908-09-10-11
 Patterson, Jack D. 1951-52
 Patton Jr., George Lee 1994-95
 Patton, J.S. 1913-14
 Patton, James W. 1947-48-49-50
 Paul, Jerry L. 1968
 Pauline, James V. 1965
 Paynem, Robert G. 1975
 Pearson, Toby 1984-85-86-87
 Peek, Colin D. 2005-07
 Peek, J.W. 1945
 Peeler, T.B. 1931
 Peeler, Patrick 1993
 Peebles, Embry 2008-09-10-11
 Peebles, Joel T. 1977-78-79-80
 Pendley, Nick 2021
 Penley Jr., James W. 1965-66-67
 Peoples, Kevin L. 1989-90-91-92
 Perdoni, Rens G. 1969-70
 Perkerson, J.G. 1933-34
 Perkerson, L.N. 1939
 Perkins, Charles 2011-13-14
 Perkins Jr., Thomas B. 1978-79
 Perry, Elton P. 1954
 Perryman, Nathan 1993-94-95-96(c)
 Person III, James W. 1968-69
 Peters, Jason 2008-09-10-11
 Petersen, W.B. 1931-32-33
 Peterson, Michael 2008-09-10-11
 Petit, J.W. 1946-47-48

Pettis, Terry L. 1987-88-89-90
 Pharr, Stephen B. 1989-90-91(c)-92(c)
 Phenix Jr., H. Rees 1952-54
 Phillips 1919(c)
 Phillips, D.J. 1932-33-34(c)
 Phillips, G.M. 1915-16-17-19(c)
 Phillips, J.R. 1943-44-46-47
 Phillips, Jeremy M. 2002
 Phillips, Michael D. 1981-82-83
 Phommachanh, Taison 2022
 Pierce, Jeffrey A. 1978-79-80-81
 Pike, Mark 1982-83-84-85
 Pilgrim, Raymond W. 1957-58-59
 Piller, Zachery P. 1994
 Plaster, R.A. 1940-41-42(c)
 Polk, Charles D. 1968-69
 Poole, George 1950-51-52
 Poole, J.M. 1932-33
 Poole, W. Owen 1924-25-26 (c)
 Poole, Sean 2010-11-12-13
 Pope, E.G. 1946-47-48-49
 Poree, Albert 2001
 Porter, C.E. 1912
 Porter, Joel E. 1973-74-75-76
 Porter, John K. 1983-84-85
 Porter, John T. 1986-87
 Pounds, Cleve 1982-83-84-85
 Powell, David C. 1998
 Powell, James R. 1959-60

Powell-Lee, Clayton

Powers, Steven 2007
 Prather, Robert S. 1963
 Preas, J.H. 1913-14-15-16
 Preston, C.B. 1934-35-36
 Pretz, Dick. 1950-51-52
 Price, Elbert L. 1966
 Price, Elliot A. 1974-75-76
 Price, Mitchell 1993
 Priestley, Jerry M. 1963-64-65
 Prokop, E.S. 1942-43
 Pund, H.R. 1926-27-28(c)
 Putnal, Stephen S. 1971-72-73

Pyron, Zach

Q

Queen, William L. 1947-48-49
 Quick, Pierce 2022
 Quigg, B.G. 1939-40
 Quinn, Martin 1993
 Quinney, Zach 2018-19-20(c)
 Quinton Jr., Billy D. 1977

R

Raible, Steven C. 1973-74-75
 Raine, J.M. 1935
 Rainey, H.W. 1913
 Rampley, C. Todd 1985-87-88
 Randolph, R.L. 1926-27-28
 Rank, Matthew B. 1978-79-80
 Rassau, Thomas J. 1974
 Rathbun, Ira 1950
 Ratteman, G.A. 1920
 Ray, Darryl 1989-90
 Rawlins, Ricky A. 1973

Shook, Claude E.....	1965-66-67	Smith, Demond.....	2012-13-14-15	Stegall, William David.....	1988-89-90-91
Showell, Avery.....	2019-20	Smith, Devon.....	2019-20	Stein, Wilbur.....	1941-42-43
Showman, Mark A.....	1975-76	Smith, Dontae.....	2019-20-21-22	Stephens, Rodrequis L.....	1984-86-87-88
Shuberg, David A.....	1992	Smith, Forrest.....	1945	Stephenson, Donald P.....	1955-56-57(c)
Shuler, Theodore R.....	1951-52	Smith, Fred.....	1950	Stevens, James A.....	1972-73
Shulman, I.....	1927-28	Smith, George B.....	1936-37-38	Stevenson, Joel C.....	1966-67-68(c)
Shuman, Jimmy H.....	1960	Smith, Giles R.....	1964-65-66	Stevenson, Robert O.....	1971-72-73
Sias, John R.....	1966-67-68	Smith, Gregory J.....	2006-07-08	Stewart, Brad.....	2015-16-17-18
Sides, James V.....	1959-60	Smith, H.R.....	1947-48	Stewart, Gavin	2020-21-22
Siffr, Joseph C.....	1987-88-89-90	Smith, James R.....	1972	Stewart, Ryan E.....	1992-93-94-95(c)
Simerville, Lester T.....	1957-58	Smith, Jeffrey L.....	1973	Stickler, Jake.....	2016-17
Simmons, Antonio.....	2014-15-16-17	Smith, Johnny S.....	1977-78-79-80	Still, J.E.....	1946-47
Simmons, Charlie.....	1991-93-94	Smith, Jonathan D.....	2000-01-02-03	Stimson, Nathan K.....	1996-98
Simmons, Christopher.....	1987-88-89-90	Smith, Kamau Kofi.....	1995-96-97-98(c)	Stokes, Ivey J.....	1978-79-80
Simmons, David A.....	1962-63-64	Smith, Michael C.....	1991-92-93-94	Stone, Akelo.....	2020-22
Simmons, DeShaan Z.....	1995-96-97	Smith, Murry D.....	1974-75-76	Stone, Robert M.....	1957-58
Simmons, Lamont.....	2016-17-18	Smith, Orwin.....	2009-10-11-12	Story, Lyles W.....	1966-67-68
Simmons, Roy F.....	1975-76-77-78	Smith, O.D.....	1934	Stover, Clarence B.....	1980
Simons, James S.....	1977-78-79	Smith, Phil.....	2009-10-11	Stradley, Jim.....	1986
Sims, David B.....	1974-75-76	Smith, Sean W.....	1986-87-88-89	Strain Jr., Lee O.....	1959
Sims, David.....	2010-11-12-13(c)	Smith, Ted N.....	1955-56-57	Street, W.O.....	1934-35
Sims, Jack.....	1986	Smith, Trey.....	2017	Strickland, David L.....	1976-77
Sims, Jeff.....	2020(c)-21-22	Smith, W.D.....	1918	Strickland, R.E.....	1929-30
Sims, Myles	2019-20-21-22	Smith, W.N.....	1943	Strickland, Vernon.....	1994-95
Sims, Quentin.....	2009	Smoots, Jonathan.....	1983	Stroebel, Trevor.....	2013-14
Sims, T.F.....	1935-36-37(c)	Smrekar, Jacob.....	1997	Strohmeier, Richard F.....	1989
Sims, W.E.....	1937	Sneed, P.C.....	1914	Strom, Rick.....	1983-84-86-87
Sinclair, B.W.....	1909-10	Snell, Gary.....	1981	Strom, Robert B.....	1969
Singleton, Timothy M.....	1957	Snider, Luke.....	2007	Stroman, Graham L.....	1993-94
Sircy, Walter Z.....	1960-61-62	Snoddy, Broderick.....	2012-13-14-15	Strupper, George E.....	1915-16-17
Sisson, Scott O.....	1989-90-91-92	Snow, Leonard N.....	1965-66-67	Studdard, Larry G.....	1969-70-71
		Snow, Mike.....	1984-85	Sudderth, James T.....	1963
		Snyder, Kenneth D.....	1949-50-51	Suggs, Aaron J.....	2002-03
		Snyder, W.R.....	1907	Summer, James L.....	1953-54-55
		Solomon, Robert S.....	1960-61	Summers, Micheal.....	2013-14
		Sorrells, Tyrone.....	1985-86	Sumpster, Levon.....	1978
		Southall, Bruce C.....	1970-72-73	Sutton, S.B.....	1939-40-41
		Southard, J.W.....	1946-47-48-49	Swaim, James C.....	1968
		Southers, Jared.....	2019(c)	Swanson, David H.....	1981
		Southerland, Ken.....	1983-84	Swanson, George P.....	1959-60-61
		Spalding, J.J.....	1908-09-10	Sweeting, Rod.....	2009-10-11-12
		Sparks, R. Stan.....	1981	Swilling, Brady.....	2015-17
		Spears Jr., Leon B.....	1951-52	Swilling, Darrell G.....	1988-89-90-91
		Speer, F.....	1927-28-30	Swilling, Jerry Kenneth.....	1988-89-90-91
		Spence, T.L.....	1914-15-16	Swilling, Pat.....	1982-83-84-85
		Spencer, Glenn.....	1982-83-84-85	Swilling, Tre.....	2019-20-21
		Spiotta Jr., Eugene J.....	1968-69	Sykes, Lewis W.....	1949-50
		Sprading, T.L.....	1932-33	Sykora, James J.....	1974
		Spratte, Gerald E.....	1954	Sylvester, Steven.....	2008-09-10-11 (c)
		Sprayberry, J.P.....	1938-39-40		
		Spriggs, David E.....	1949		
		Stacy, G.T.....	1934		
		Stallard, Kyle.....	2014		
		Stallings, Larry.....	1960-61-62		
		Stallworth, Cedric T.....	1985-86-87-88 (c)		
		Stallworth, Dexter.....	1994-95-96		
		Stamps Jr., Charles W.....	1972		
		Stanfill, Tom.....	1980-81-83		
		Stanley, Jimmy.....	1980-81		
		Stansbury, M. Todd.....	1981		
		Stanzione, Rich.....	2019		
		Stargel, Tyler.....	2013-14-15		
		Staton, A.H.....	1919-20-21-22		
		Staton, J.C.....	1920-21-22-23		
		Steadman, David A.....	1961		
		Steagall, Derrick L.....	1993-94-95-97		
		Steber, John W.....	1943(c)		
		Steele, John A.....	1974-76-77		
		Stegall, C.R.....	1912		



Scott Sisson (1989-92)

Pat Swilling (1982-85)



T	Tobin, Sean	2011-13-14-15	Walls, Logan	2008-09-10-11
Tanner, Chris	Tolbert, Troy T.	1997-98-2000	Walton, Zamari	2019-20-21-22
Tarplin, Jesse A.	Toner, Donald W.	1961-62	Ward, Billy	2020-21-22
Tarquinio, Gavin C.	Tongo, Osahon	2007-08-09	Warner, R.J.	1934
Tarrant, Jerrard	Tortorici, Anthony J.	1989	Warren, Harry C.	1966
Tattich, Robert B.	Trainer Jr., Cecil E.	1951-52-53	Washington, Tevin	2010-11-12(c)
Tatum, Treniyas	Trapnell, James H.	1964-66	Waskey, Carlton B.	1960-61
Taylor, Cooper	Travis, Kyle	2011-12-13-14	Waters, J. Alan	1988-89-90-91
Taylor, James S.	Travis, Mike	1982-83-84-85	Waters, Dean B.	1979-81-82-83
Taylor, Jim B.	Travis, Scott E.	1990-91-92	Waters, Mitch	1985-86
Taylor, Kenneth T.	Trawick, C.B.	1913	Watkins, G.C.	1927-28-29
Taylor, Michael H.	Traylor, Robert	1955-56	Watkins, Hugh R.	1962-63-64
Taylor, Rumsey B.	Tucci, John A.	1972-73	Watkins, James F.	1956-57-58(c)
Taylor, Tom	Tucker, Taalib S.	2005-06	Watkins, Kerry J.	1999-00-01-02(c)
Taylor Jr., John H.	Tukes, Josh	2020	Watson, Alonzo	1985-86-87-88
Teas Jr., William T.	Tuminello, Kevin J.	2004-05-06-07	Watson, Carl D.	1960-61-62
Tedder, David K.	Turner, Glenn O.	1951-52-53	Watson II, Kenyatta	2021-22
Teknipp, Tyler	Turner III, Dewitt T.	1965-66-67	Watson, Merrix W.	1998-99-00-01
Templeton, Peden	Turrentine, Thomas L.	1971-72	Watson, Richard	2009-10-11
Terry, James L.	Tye, Leonidas W.	1958	Watterworth, Bradley A.	1975
Tetterton, Alex G.			Watts, Brandon	2010-11-12-13
Thaden, Bill	U		Weaver, Dean	1984-85-86-87
Tharpe, E.S.	Ulrich	1917	Weaver, John B.	1966-67-68
Tharpe, Mack	Urczyk, Jeffrey L.	1973-74-75	Weaver, Keith B.	1995
Tharpe, R.H.	Uremovich, Matthew	1999	Weaver, William H.	1989-90-91-92
Theoocodion, Charles D.	Usher, Myron Finesse	2004	Webb, B.P.	1918-19-20
Thomas, Landers A.	Usry, Joe	1922-23-24	Webb, G.I.	1939-40-41
Thigpen Jr., Robert F.	Utt, Benjamin M.	1978-79-80	Webster, Grady F.	1954
Thomas, Andre A.	Uzzi, Omoregie	2009-10-11-12(c)	Weigle, John	1950
Thomas, Andy			Weiman, Edward A.	1961-62-63
Thomas, Charlie	V		Weimerskirch, Quaide	2016-17
Thomas, Darrell	Vaipulu, Paula	2021-22	Welch, John J.	1959-60
Thomas, Demaryius	Vance, John Todd	1991-92-93-94	Welchel, Dan	1917
Thomas, Eric F.	Van Dora, Tash J.	1968-69	Wellington, Ralph W.	1962
Thomas, Jemea	Vann, Ronald	1956-57	Wells, Thomas E.	1958-59-60
Thomas, John J.	Varner, Edwin S.	1964-65	Wells, Wesley	2018-19
Thomas, Juanyeh	Veazey, Norman D.	1957-58	Werner, S.A.	1923
Thomas, Justin	Vereen, Carl H.	1953-54-55-56	West, G.R.	1916
Thomas, Levon	Vereen, Orville P.	1951-52-53(c)	West, Charles G.	1952
Thomas, Robert D.	Vernau, Charles A.	1993-94-95	West, W.P.	1941-42
Thomas, Robert P.	Vernon, Tyler	2017	Westbrook, J.J.	1927-28-29
Thomas, Ted	Vezey Jr., Stanley A.	1969-70	Westbrook Jr., Jack	1980-81-82-83
Thomason, E.K.	Vickers, Paul A.	1955-56-57	Westmoreland, Marc	1996
Thomason, J.G.	Viereck, G.W.	1931-32	Whatley, Melvin	1998
Thomason, John M.	Vines, John E.	1950-51	Whealler, Edward O.	1972-73-74-75
Thompson, Alex	Vitunic, Joseph A.	1967-69	Wheat, Johnny L.	1949-50-51
Thompson, Charles K.	Volkert, George A.	1953-54-55-56(c)	Wheby, E.M.	1938-39
Thompson, Jimmy E.	Volley Jr., Lynwood	1978-79-80	Wheeler, Philip	2003-05-06-07
Thompson, Kenny	VonWeller, P.J.	1928	Whisenhunt, Ken	1981-82-83-84
Thompson, Larry	Voss, Dan	2006-07-08-09	White, Bret C.	2006-07-08
Thompson, E.O.			White, D.J.	2012-13-14-15(c)
Thompson Jr., Roy L.			White, Edward Dezmon.	1997-98-99
Thomson, Andrew	W		White, Keion	2021-22
Thrash, K.M.	Waddey, F.O.	1927-28	White, Mark J.	1985-86-87-88
Thrash, W.G.	Wakefield, M.L.	1943	White, Willie	2008
Thrash Jr., Kenneth M.	Walker, Alex	2008	Whitehead, Kenderius	2015
Thurson, Theodore N.	Walker, Keenan E.	1991-92-93	Whitley, Jake	2015
Thurston, Timothy H.	Walker, Steve C.	1978-79	Wilcox, A.L.	1936-37-38
Thweatt	Walker, Vance J.	2005-06-07-08(c)	Wilcox, E.D.	1932-33-34
Tibbetts Jr., Marvin O.	Walker, Warren L.	1970	Wilcox, Eric D.	1966-67-68
Tidwell, Robert H.	Walker, Wesley	2020-21	Wilcox, J.R.	1933-34-35
Tidwell-Neal, Andrew C.	Wallace, Donald W.	1966-68	Wilcox, Reggie D.	1997-98-99
Tierney, Clarence L.	Wallace, K.J.	2022	Wilder, Edwin	1997-98-99-00
Titgle, Calvin B.	Wallace, Kyle P.	2001-02-03-04	Wiley, Charles A.	1995-96-97-98
Tillman, Travares A.	Waller, Darren	2011-12-13-14	Wiley, Floyd M.	1955-56
Timmons, Stephen G.	Walls, Lance	2008	Wilhoit, Billy	1943
Tinsley, P.R.	Walls, Levi	2007	Wilkinson, Rodney K.	1991-92-93-94
Tisdell, Kevin A.			Wilkes, Gregory C.	1967-69
			Wilkes, Reginald W.	1974-75-76-77

Wilkins, Brian E.....	1995-96-97-98
Wilkins, G.C.....	1940
Wilkins, Gary C.....	1981-82-83-84
Wilkinson, Gerris.....	2002-03-04-05(c)
Wilkins, Scott.....	1998
Williams, Anthony.....	2011-12-13
Williams, A.S.....	1929-31-32
Williams, B.W.....	1944-45-47
Williams, C.W.....	1932-33-34
Williams, Chirod A.....	2002-03-04
Williams, Darius L.....	2003-04
Williams, Gary T.....	1963-64-65
Williams, I.A.....	1923-24-25
Williams, John B.....	1975
Williams, John W.....	1968-69-70
Williams, Jordan	2020-21-22
Williams, Jerrelle L.....	1988-89-90-91
Williams, Marlon C.....	1990-91-92-93
Williams, Michael A.....	1990-91-92-93
Williams, Mitchell.....	2015
Williams, Larry E.....	1969
Williams, Rodney C.....	1995-96-97-98
Williams, Samuel A.....	2006
Williams, Sidney E.....	1949-50-51
Williams Jr., Calvin L.....	1994-95-96
Williamson, Grady Lee.....	1988-89
Williamson, William M.....	1959-60-61(c)
Willis, Isiah.....	2014-15-16
Willoch, Raymond.....	1953-54
Wills, John T.....	1952
Wilson, Casey.....	2015-16-17
Wilson, Don.....	1984-85-86-87
Wilson, J.I.....	1943-44
Wilson, Kenneth J.....	1987-88-89
Wilson, William C.....	1961-62
Wimbush, Recardo L.....	1999-00-01-02(c)
Winegar, James M.....	1978
Wingo, Gary L.....	1971
Winingder, Thomas K.....	1960-61-62(c)
Wise, Daryl D.....	1983-84
Wisman, Witt B.....	1971-72-73
Witherspoon III, Dan.....	1994-96-97
Wolfe, Richard C.....	1969
Wolfe, Robert V.....	1984
Wood, C.R.....	1937-38-39
Wood, Dan L.....	1979-80
Wood, Duane R.....	1979-80-81-82
Woodall, Timothy M.....	1968
Woodhull, Maury T.....	1968
Woods, Christopher J.....	2003-04-05
Woods, James W.....	1975-76
Woolf, John R.....	1955
Word-Daniels Jahi L.....	2005-06-07-08
Wright.....	1925
Wright, Frederick N.....	2000-01-02
Wright, Harry.....	1950-51-52
Wright, J.E.....	1939-40-41(c)
Wright, James L.....	1964-65-66
Wright, Jeffrey M.....	1990-91-92-93
Wright, John W.....	1961-62
Wright, Marcus.....	2008, 2010
Wrotto, Mansfield C.....	2003-04-05-06
Wycoff, S.D.....	1923-24-25
Wysong, Michael J.....	1968-69-70


Ken Whisenhunt (1981-84)
Y

Yahiaoui, Mohamed.....	2005-06, 08
Yandell, Clyde.....	2008-09
Yates, Brian J.....	1979
Yates, George B.....	1962-63
Yates, Jordan.....	2020-21
Yeager, Bruce D.....	1974-75-76-77
Yondjouen, Sylvain	2019-20-21-22
Young, Christopher L.....	1998-99-00-01(c)
Young, Clyde A.....	1951-52
Young, Louis.....	2010-11-12-13

Z

Zachery, Cedric T.....	1992-93-94-95
Zawoysky, Ronald J.....	1969
Zenon, Tony.....	2011-12-13-14
Ziegler, F.R.....	1946-47-48
Ziegler, John A.....	1960
Zimmerman, Jeff.....	1986-87

(c) Team captain



STARTING LINEUPS

1944

LE Joe Daniel
 LT Jack Glenn
 LG Roland Phillip
 C Paul Duke
 RG George Hills
 RT Deane Gaines
 RE Phil Tinsley
 QB Johnny McIntosh
 FB Billy Williams
 HB Frank Broyles
 HB George Mathews

1945

LE Bill Busbin
 LT Bob Davis
 LG George Hills
 C Paul Duke
 RG Buck Doyal
 RT Deane Gaines
 RE Walter Kilzer
 QB Ed Holsinger
 FB Johnny McIntosh
 LHB George Mathews
 RHB Jack Peek

1946

LE Jimmy Jordan
 LT Bob Davis
 LG Bill Healy
 C Paul Duke
 RG Ewell Pope
 RT Ralph Slaten
 RE George Brodnax
 QB Frank Broyles
 FB Allen Bowen
 LHB George Mathews
 RHB Pat McHugh

1947

LE J.W. Castleberry
 LT R.L. Slaten
 LG J.R. Phillips
 C L.W. Hook
 RG Bill Healy
 RT Bobby Davis
 RE George Brodnax
 QB Jimmy Southard
 Jim Still
 FB Frank Zeigler
 LHB George Mathews
 RHB Jim Peitit

1948

LE Jack Griffin
 LT Dan Bradach
 LG Ewell Pope
 C L.W. Hook
 RG Bill Healy
 RT Tom Coleman
 RE George Brodnax
 QB Jimmy Southard
 FB Jim Peitit
 LHB Frank Ziegler
 RHB Bob McCoy

1949

LE Jack Griffin
 LT Tom Coleman
 LG Ewell Pope
 C Bob Bossons
 RG Buck Doyal
 RT Dan Bradach
 RE Dick Harvin
 QB Jimmy Southard
 FB Morris Harrison
 LHB Buster Humphreys
 RHB Bob McCoy

1950

LE Dick Harvin
 LT Ray Beck
 LG John Vines
 C Bob Bossons
 RG D. Flanagan
 RT Hal Miller
 RE Henry Ferris
 QB Darrell Crawford
 FB Bobby North
 HB Bob McCoy
 HB Buster Humphreys
 James Patton

1951**OFFENSE**

LE Jeff Knox
 LT Lum Snyder
 LG Ed Gossage
 C Pete Brown
 RG Ray Beck
 RT Hal Miller
 RE Buck Martin
 QB Darrell Crawford
 FB George Maloof
 HB Leon Hardeman
 HB John Hicks
 K Pepper Rodgers

DEFENSE

LE Sid Williams
 LT Bill Thaden
 LG Ed Carithers
 RG Ray Beck
 RT Lamar Wheat
 RE Pete Ferris
 LB Larry Morris
 LB George Morris
 HB Bobby Moorhead
 HB Charlie Brannon
 S Jackie Rudolph
 P Dave Davis

1952**OFFENSE**

LE Jeff Knox
 LT Matt Lyons
 LG Ed Gossage
 C Pete Brown
 RG Jake Shoemaker
 RT Hal Miller
 RE Buck Martin

QB Bill Brigman
 FB Glenn Turner
 HB Leon Hardeman
 HB Bill Teas
 K Pepper Rodgers

DEFENSE

LE Sam Hensley
 LT Bill Thaden
 LG Orville Vereen
 RG Roger Frey
 RT Bob Sherman
 RE Cecil Trainer
 LB George Morris
 LB Larry Morris
 HB Bobby Moorhead
 HB Charlie Brannon
 S Jake Rudolph
 P Dave Davis

1953

LE Sam Hensley
 LT Roger Frey
 LG Franklin Brooks
 C Larry Morris
 RG Orville Vereen
 RT Bob Sherman
 RE Henry Hair
 RE Pepper Rodgers
 FB Glenn Turner
 HB Leon Hardeman
 HB Billy Teas
 P Dave Davis

1954

LE Bill Sennett
 LT Carl Vereen
 LG Franklin Brooks
 C Larry Morris
 RG Bill Fulcher
 RT Ormand Anderson
 RE Henry Hair
 QB Wade Mitchell
 FB George Humphreys
 HB Paul Rotenberry
 HB Billy Teas
 P Johnny Menger

1955

LE Tommy Rose
 LT Carl Vereen
 LG Franklin Brooks
 C Jimmy Morris
 RG Allen Ecker
 RT Ken Thrash
 RE Don Ellis
 QB Wade Mitchell
 FB Dickie Mattison
 HB Paul Rotenberry
 HB George Volkert
 P Johnny Menger

1956

LE Tommy Rose
 LT Carl Vereen

LG Jimmy Johnson
 C Don Stephenson
 RG Allen Ecker
 RT Ormand Anderson
 RE Don Ellis
 QB Wade Mitchell
 FB Ken Owen
 HB Paul Rotenberry
 HB George Volkert
 P Ken Owen

1957

LE Jerry Nabors
 LT Urban Henry
 LG Dan Theodocion
 C Don Stephenson
 RG Leon Askew
 RT Rausey Mason
 RE Ted Smith
 QB Fred Braselton
 FB Lester Simerville
 HB Stan Flowers
 HB Cal James
 P Jerry Nabors

1958

LE Jerome Green
 LT Rausey Mason
 LG Bob Stone
 C Maxie Baughan
 RG John Neal Reed
 RT Ted Thomas
 RE Gerald Burch
 QB Fred Braselton
 FB Floyd Faucette
 HB Cal James
 HB Frank Nix
 P Gerald Burch

1959

LE Gerald Burch
 LT Billy Shaw
 LG Harold Ericksen
 C Maxie Baughan
 RG John Neal Reed
 RT Toby Deese
 RE Jack Rudolph
 QB Marvin Tibbetts
 FB Taz Anderson
 HB Floyd Faucette
 HB Billy Williamson
 P Gerald Burch

1960

LE Gerald Burch
 LT Billy Shaw
 LG Harold Ericksen
 C Willie McGaughey
 RG Dave Watson
 RT Ed Nutting
 RE Taz Anderson
 QB Stan Gann
 FB Ben Smith
 HB Chick Graning
 HB Billy Williamson

P Don Coker

1961

LE Ted Davis
 LT Ed Griffin
 LG Harold Ericksen
 C Willie McGaughey
 RG Dave Watson
 RT Larry Stallings
 RE Bob Solomon
 QB Stan Gann
 FB Mike McNames
 HB Chick Graning
 HB Billy Williamson
 P Billy Lothridge

1962

LE Ted Davis
 LT Ed Griffin
 LG Rufus Guthrie
 C Bobby Caldwell
 RG Dave Watson
 RT Larry Stallings
 RE Billy Martin
 DS Don Toner
 QB Billy Lothridge
 FB Mike McNames
 HB Joe Auer
 HB Zollie Sircy
 P/K Billy Lothridge

1963

LE Ted Davis
 LT Bill Farrington
 LG Brad Yates
 C Dave Simmons
 RG Jimmy Seward
 RT Joe Chapman
 RE Billy Martin
 LB Ed Weinman
 QB Billy Lothridge
 FB Ray Mendheim
 HB Joe Auer
 HB Johnny Gresham
 P/K Billy Lothridge

1964**OFFENSE**

SE Mike Fortier
 LT Bill Moorier
 LG Joe Colvin
 C Bill Curry
 RG Bill Myddelton
 RT Tom Ballard
 TE Gary Williams
 QB Jerry Priestley
 FB Jeff Davis
 HB Johnny Gresham
 HB Terry Haddock
 K Bunky Henry

DEFENSE

OLB Dave Austin
 DL Billy Schroer
 DL John Battle



DL Jimmy Seward
 OLB Steve Copeland
 ILB Dave Simmons
 ILB W.J. Blane
 CB Gerry Bussell
 CB Tommy Jackson
 SS Tommy Bleick
 FS Haven Kicklighter
 P Jerry Priestley

1965**OFFENSE**

SE Mike Fortier
 LT Bill Moorer
 LG Joe Colvin
 C Jim Breland
 RG Bill Myddelton
 RT Lamar Wright
 TE Gary Williams
 QB Kim King
 FB Tommy Carlisle
 TB Lenny Snow
 FL Craig Baynham
 K Bunky Henry

DEFENSE

OLB Bill Ellis
 DL Billy Schroer
 DL John Battle
 DL Buddy McCoy
 OLB Steve Copeland
 ILB Randall Edmunds
 ILB W.J. Blane
 CB Tommy Bleick
 CB Bill Eastman
 SS Haven Kicklighter
 FS Sammy Burke
 P Jerry Priestley

1966**OFFENSE**

SE Mike Fortier
 LT Bill Moorer
 LG Buddy McCoy
 C Jim Breland
 RG Rick Nelson
 RT Lamar Wright
 TE Steve Almond
 QB Kim King
 FB Doc Harvin
 TB Lenny Snow
 FL Craig Baynham
 K Bunky Henry

DEFENSE

OLB Eric Wilcox
 DL Mike Ashmore
 DL Billy Schroer
 DL John Lagana
 OLB Tommy Carlisle
 ILB W.J. Blane
 ILB Randall Edmunds
 CB Bill Eastman
 CB Haven Kicklighter
 SS Giles Smith

FS Sammy Burke
 P Charlie Mason

1967**OFFENSE**

SE Joel Stevenson
 LT Rick Nelson
 LG Joe Vitunic
 C Billy Kidd
 RG Lamar Melvin
 RT Jim Penley
 TE Steve Almond
 QB Kim King
 FB Doc Harvin
 TB Lenny Snow
 FL John Stas
 K Tommy Carmichael

DEFENSE

OLB Tommy Carlisle
 DL John Lagana
 DL Claude Shook
 DL Mike Ashmore
 OLB Chris Denny
 ILB Randall Edmunds
 ILB Eric Wilcox
 CB Joe Bill Faith
 CB Bill Eastman
 SS David Barber
 FS Bill Kinard
 P Tommy Chapman

1968**OFFENSE**

SE Tim Woodall
 LT Galin Mumford
 LG Mike Bradley
 C John Collins
 RG Todd Woodhull
 RT Terry Story
 TE Joel Stevenson
 QB Larry Good
 FB John Weaver
 TB Dennis James
 FL John Stas
 K Johnny Duncan

DEFENSE

OLB Steve Foster
 DL Eric Wilcox
 DL Bob Seamon
 DL Lou Santospage
 OLB Mike Glad
 ILB Bill Flowers
 ILB Steve DeBardelaben
 CB Mike Wysong
 CB Joe Bill Faith
 SS Bill Kinard
 FS Tash van Dora
 P Tommy Chapman

1969**OFFENSE**

SE Larry Studdard
 LT Al Hutko

LG Joe Vitunic
 C John Callan
 RG Mark Bradley
 RT Richard Gardner
 TE Steve Norris
 QB Jack Williams
 FB Steve Harkey
 TB Brent Cunningham
 FL Herman Lam
 K Jack Moore

DEFENSE

OLB Randy Duckworth
 DL Rock Perdoni
 DL Stan Beavers
 DL Sid Gunter
 OLB Smylie Gebhart
 ILB Buck Shiver
 ILB John Riggle
 CB Rick Lewis
 CB Jeff Ford
 SS Bubba Hoats
 FS Mike Wysong
 P Tommy Chapman

1970**OFFENSE**

SE Larry Studdard
 LT Glenn Costello
 LG Richard Gardner
 C John Callan
 RG Al Hutko
 RT Rick Lantz
 TE Steve Foster
 QB Eddie McAshan
 FB Steve Harkey
 TB Rob Healy
 FL Brent Cunningham
 K Jack Moore

DEFENSE

OLB Brad Bourne
 DL Rock Perdoni
 LB Gary Carden
 DL Jim Broome
 OLB Smylie Gebhart
 ILB Buck Shiver
 ILB Bill Flowers
 CB Rick Lewis
 CB Jeff Ford
 SS Dave Beavin
 FS Bubba Hoats
 P Chip Pallman

1971**OFFENSE**

SE Jim Owings
 LT Glenn Costello
 LG Al Hutko
 C John Callan
 RG Scott Engel
 RT Rick Lantz
 TE Mike Oven
 QB Eddie McAshan
 FB Rob Healy

TB Greg Horne
 FL Brent Cunningham
 K Bobby Thigpen

DEFENSE

OLB Randy Duckworth
 DL Joe Gaston
 DL Stan Beavers
 LB Brad Bourne
 OLB Smylie Gebhart
 ILB Gary Carden
 ILB Bruce Elliott
 CB Mike McKenzie
 CB Jeff Ford
 SS Dave Beavin
 FS Gary Faulkner
 P Dick Bowley

1972**OFFENSE**

SE Jimmy Robinson
 LT Don Robinson
 LG John Sargent
 C Pete Geren
 RG Glenn Costello
 RT Rick Lantz
 TE Mike Oven
 QB Eddie McAshan
 FB Rob Healy
 TB Greg Horne
 FL Jim Owings
 K Bobby Thigpen

DEFENSE

OLB Beau Bruce
 DE Joe Gaston
 NG Steve Putnal
 DE Tim Macy
 OLB Brad Bourne
 ILB Bruce Elliott
 ILB Gary Carden
 CB Mike McKenzie
 CB Randy Rhino
 SS Witt Wisman
 FS Scott Bridge
 P Dick Bowley

1973**OFFENSE**

SE Jimmy Robinson
 LT Scott BeVier
 LG Don Robinson
 C Rowland Bradford
 RG Bill McLeod
 RT Billy Shields
 TE Mark Fields
 QB Jim Stevens
 FB Bruce Southall
 TB Greg Horne
 FL Jim Owings
 K Cam Bonifay

DEFENSE

OLB Beau Bruce
 DE Richard Gibney

NG Steve Putnal
 DE Bobby Daffer
 OLB Don Shank
 ILB Joe Harris
 ILB Stan Long
 CB Mike McKenzie
 CB Scott Bridge
 SS Witt Wisman
 FS Randy Rhino
 P Dick Bowley

1974**OFFENSE**

SE Jimmy Robinson
 LT Jeff Urczyk
 LG Mark Hunter
 C Leo Tierney
 RG Bill McLeod
 RT Billy Shields
 TE Steve Raible
 QB Danny Myers
 FB Pat Moriarty
 TB David Sims
 FL Adrian Rucker
 K Danny Smith

DEFENSE

OLB Bruce Elliott
 DE Red McDaniel
 NG Bob Bowen
 DE Rick Gibney
 OLB Lucius Sanford
 ILB Joe Harris
 ILB Tony Daykin
 CB Randy Rhino
 CB Gil Kyle
 SS Eddie Porter
 FS Danny Rhino
 P Mike Johnson

1975**OFFENSE**

SE Elliott Price
 LT Jeff Urczyk
 LG Mark Hunter
 C Leo Tierney
 RG Alex Bryan
 RT Bob Curley
 TE Steve Raible
 QB Danny Myers
 FB Pat Moriarty
 TB David Sims
 FL Bucky Shamburger
 K Don Bessillieu

DEFENSE

OLB Freeman Colbert
 DE Red McDaniel
 LB Lawton Hydrick
 DE Rick Gibney
 OLB Reggie Wilkes
 ILB Bob Bowen
 ILB Lucius Sanford
 CB Danny Rhino
 CB Gil Kyle



STARTING LINEUPS

SS Tony Daykin
 FS Don Bessillieu
 P Harper Brown

1976**OFFENSE**

SE John Steele
 LT Roy Simmons
 LG Randy Pass
 C Leo Tierney
 RG Elliott Price
 RT Jay Garrett
 TE Donnie Sewell
 QB Gary Lanier
 FB David Sims
 TB Eddie Lee Ivery
 FL Adrian Rucker
 K Danny Smith

DEFENSE

OLB Reggie Wilkes
 DE Mike Blanton
 NG Mike Cutting
 DE Bob Bowen
 OLB Freeman Colbert
 ILB Lucius Sanford
 ILB Mackel Harris
 CB Eddie Porter
 CB Danny Rhino
 SS Tony Daykin
 FS Don Bessillieu
 P Harper Brown

1977**OFFENSE**

SE Drew Hill
 LT Mike Taylor
 LG Randy Pass
 C Tom Daniel
 RG Terrell Osborne
 RT Kent Hill
 TE Bruce Yeager
 QB Gary Lanier
 FB Rodney Lee
 TB Eddie Lee Ivery
 FL Bucky Shamburger
 K Johnny Smith

DEFENSE

OLB Reggie Wilkes
 DE Mike Blanton
 NG Mike Cutting
 DE Roy Simmons
 OLB Freeman Colbert
 ILB Lucius Sanford
 ILB Mackel Harris
 CB Jeff Shank
 CB Donald Patterson
 SS Lawrence Lowe
 FS Don Bessillieu
 P Ted Peebles

1978**OFFENSE**

SE Drew Hill

LT Mike Taylor
 LG Roy Simmons
 C Scott Simons
 RG Ben Utt
 RT Kent Hill
 TE Donnie Sewell
 QB Mike Kelley
 FB Rodney Lee
 TB Eddie Lee Ivery
 FL Bucky Shamburger
 K Johnny Smith

DEFENSE

OLB Al Richardson
 DE Mike Blanton
 NG Ivey Stokes
 DE Mark Bradley
 OLB Mackel Harris
 ILB Henry Johnson
 ILB Mike Helm
 CB Donald Patterson
 CB Ken Taylor
 SS Lawrence Lowe
 FS Don Bessillieu
 P Jeff Pierce

1979**OFFENSE**

SE Kris Kentera
 LT David Lutz
 LG Clint Momon
 C Scott Simons
 RG Ben Utt
 RT Tom Daniel
 TE George Moore
 QB Mike Kelley
 FB Ronny Cone
 TB Bo Thomas
 FL Leon Chadwick
 K Johnny Smith

DEFENSE

OLB Al Richardson
 DE Rick Olive
 NG Ivey Stokes
 DE Lynwood Volley
 OLB Lance Skelton
 ILB Henry Johnson
 ILB Bill Haley
 CB Kevin Schmidt
 CB Ken Taylor
 SS Mark Sheffield
 FS Lawrence Lowe
 P Jeff Pierce

1980**OFFENSE**

SE Marlon Heggs
 LT Ellis Gardner
 LG Ken Howell
 C Mark Schultz
 RG Ben Utt
 RT David Lutz
 TE Glenn Etheridge
 QB Mike Kelley

FB Ronny Cone
 TB Matt Bryant
 FL Leon Chadwick
 K Johnny Smith

DEFENSE

OLB Lance Skelton
 DT Marvin Dyett
 NG Mark Bradley
 DT Lynwood Volley
 OLB Robert Jaracz
 ILB Duane Wood
 ILB Steve Mooney
 CB Ken Taylor
 CB Ted Thurson
 SS Mark Sheffield
 FS Lawrence Lowe
 P Jeff Pierce

1981**OFFENSE**

SE Kenny Thompson
 LT Ellis Gardner
 LG Ken Howell
 C Dean Waters
 RG Derek Gwinn
 RT David Lutz
 TE Glenn Etheridge
 QB Mike Kelley
 FB Ronny Cone
 TB Robert Lavette
 FL Jeff Keisler
 K Ron Rice

DEFENSE

OLB Lance Skelton
 DT Marvin Dyett
 NG Wally Cawthon
 DT Mark Bradley
 OLB Robert Jaracz
 ILB Duane Wood
 ILB Rob Horton
 CB Paul Menegazzi
 CB Ted Thurson
 SS Mark Sheffield
 FS Sammy Brown
 P Jeff Pierce

1982**OFFENSE**

SE Darrell Norton
 LT Ellis Gardner
 LG Ken Howell
 C Dean Waters
 RG Mark Schultz
 RT David Lutz
 TE Gary Wilkins
 QB Jim Bob Taylor
 FB Eddie Fortier
 TB Robert Lavette
 FL Jeff Keisler
 K Ron Rice

DEFENSE

OLB Dante Jones

DT Marvin Dyett
 NG Donnie Chisholm
 DT Bobby Hodge
 OLB Robert Jaracz
 ILB Duane Wood
 ILB Rob Horton
 CB Mike Travis
 CB Ted Thurson
 SS Jack Westbrook
 FS Sammy Brown
 P Ron Rice

1983**OFFENSE**

SE Darrell Norton
 LT John Ivey Meyer
 LG Derek Gwinn
 C Dean Waters
 RG Tony Kepano
 RT John Davis
 TE Ken Whisenhunt
 QB John Dewberry
 FB Ronny Cone
 TB Robert Lavette
 FL Darryl Wise
 K Ron Rice

DEFENSE

OLB Pat Swilling
 DT Bobby Hodge
 NG Donnie Chisholm
 DT Glenn Spencer
 OLB Dante Jones
 ILB Rob Horton
 ILB Ted Roof
 CB Mike Travis
 CB Reginald Rutland
 SS Jack Westbrook
 FS Toby Lantz
 P Ron Rice

1984**OFFENSE**

SE Darrell Norton
 LT John Ivey Meyer
 LG John Thomas
 C John Davis
 RG Tony Kepano
 RT Pete Blazek
 TE Ken Whisenhunt
 QB John Dewberry
 FB Keith Glanton
 TB Robert Lavette
 FL Mike Harrington
 K David Bell

DEFENSE

OLB Pat Swilling
 DT Glenn Spencer
 NG Donnie Chisholm
 DT Ken Parker
 OLB Dante Jones
 ILB Ted Roof
 ILB Jim Anderson
 CB Mike Travis

CB Reginald Rutland
 SS Cleve Pounds
 FS Anthony Harrison
 P Mike Snow

1985**OFFENSE**

SE Gary Lee
 LT John Ivey Meyer
 LG John Thomas
 C Andy Hearn
 RG Sam Bracken
 RT John Davis
 TE Robert Massey
 QB John Dewberry
 FB Malcolm King
 RB Cory Collier
 FL Toby Pearson
 K Thomas Palmer

DEFENSE

OLB Pat Swilling
 DT Ken Parker
 NG Ivey Lee
 DT Mark Pike
 BA Mark Hogan
 ILB Ted Roof
 ILB Jim Anderson
 CB Reginald Rutland
 CB Mike Travis
 SS Cleve Pounds
 FS Anthony Harrison
 P Mike Snow

1986**OFFENSE**

SE Gary Lee
 LT Tyrone Sorrells
 LG Dean Weaver
 C John Davis
 RG Eric Bearden
 RT Mitch Waters
 TE Robert Massey
 QB Rick Strom
 FB Malcolm King
 RB Cory Collier
 FL Toby Pearson
 K David Bell

DEFENSE

OLB Paul Jurgensen
 DT Kyle Ambrose
 NG Travis Moody
 DT Steve Mullen
 OLB Willis Crockett
 ILB Mark White
 ILB Rod Stephens
 CB Reginald Rutland
 CB Cedric Stallworth
 SS Andre Thomas
 FS Anthony Harrison
 P Sean McDevitt



1987

OFFENSE

SE Steve Davenport
LT Darryl Jenkins
LG Dean Weaver
C Eric Bearden
RG Joe Siffri
RT Jessie Marion
TE Robert Massey
QB Rick Strom
FB Malcolm King
RB Richard Hills
FL Greg Lester
K Thomas Palmer

DEFENSE

OLB Paul Jurgensen
DT Willie Burks
NG Ivery Lee
DT Sean Smith
OLB Willis Crockett
ILB Doug Sendobry
ILB Eric Thomas
CB Cedric Stallworth
CB Sammy Lilly
SS Jay Martin
FS Riccardo Ingram
P Sean McDevitt

1988

OFFENSE

SE Steve Davenport
LT Darryl Jenkins
LG Scott Beavers
C Eric Bearden
RG Joe Siffri
RT Jessie Marion
TE Alonzo Watson
QB Todd Rampley
FB Nate Kelsey
RB Jerry Mays
FL Greg Lester
K Thomas Palmer

DEFENSE

OLB Willis Crockett
DT Willie Burks
NG Jeff Mathis
DT Sean Smith
OLB George Malone
ILB Rod Stephens
ILB Eric Thomas
CB Cedric Stallworth
CB Kenneth Wilson
SS Andre Thomas
FS Ken Swilling
P Sean McDevitt

1989

OFFENSE

SE Emmett Merchant
LT Darryl Jenkins
LG Jim Lavin
C Billy Chubbbs
RG Joe Siffri

RT Jessie Marion
TE Tom Covington
QB Shawn Jones
FB Stefan Scottton
RB Jerry Mays
FL Scotty Barron
K Scott Sisson

DEFENSE

OLB Marco Coleman
DT Willie Burks
NG Jeff Mathis
DT Sean Smith
OLB Kevin Salisbury
ILB Eric Thomas
ILB Jerrelle Williams
CB Willie Clay
CB Kenneth Wilson
SS Thomas Balkcom
FS Ken Swilling
P Scott Aldredge

1990

OFFENSE

SE Emmett Merchant
LT Darryl Jenkins
LG Jim Lavin
C Billy Chubbbs
Veryl Miller
RG Joe Siffri

RT Mike Mooney
TE Tom Covington
QB Shawn Jones
FB Stefan Scottton
RB William Bell
FL Bobby Rodriguez
K Scott Sisson

DEFENSE

OLB Marco Coleman
DT Coleman Rudolph
NG Kevin Battle
DT Jeremiah McClary
OLB Marlon Williams
ILB Jerrelle Williams
ILB Calvin Tiggie
CB Keith Holmes
CB Willie Clay
SS Thomas Balkcom
FS Ken Swilling
P Scott Aldredge

1991

OFFENSE

SE Emmett Merchant
LT Mike Mooney
LG Kyle Frederick
C Billy Chubbbs
RG Scott Gold
RT Russell Freeman
TE Tom Covington
QB Shawn Jones
FB Rodney Wilkerson
TB Jimmy Lincoln
FL Greg Lester
K Scott Sisson

DEFENSE

OLB Marco Coleman
DT Coleman Rudolph
NG Kevin Battle
DT Richard Kimsey
OLB Marlon Williams
ILB Jerrelle Williams
ILB Erick Fry
CB Curley Day
CB Willie Clay
SS Ken Swilling
SS Ken Peoples
P Jason Bender

1992

OFFENSE

SE Jason McGill
LT Jim Kushon
LG Gary Brown
C Michael Cheever
RG Woodie Milam
RT Jason Dukes
TE Jeff Papushak
QB Shawn Jones
FB Michael Smith
TB Jimmy Lincoln
FL Bobby Rodriguez
K Scott Sisson

DEFENSE

OLB Tom Johnson
DT Coleman Rudolph
NG Kevin Battle
DT Richard Kimsey
OLB Marlon Williams
ILB Jamal Cox
ILB Rodney Wilkerson
CB Curley Day
CB Lethon Flowers
SS Kevin Peoples
FS Mike Williams
P Jason Bender

1993

OFFENSE

SE Omar Cassidy
LT Gary Brown
LG Brian Bravy
C Michael Cheever
RG Chuck Vernau
RT Yoel Molina
TE Jeff Papushak
QB Donnie Davis
FB Jeff Wright
TB Dorsey Levens
William Bell
FL Keenan Walker
K Tyler Jarrett

DEFENSE

OLB Tom Johnson
DT Bill Neuss
NG Bryan Baxter
DT Richard Kimsey
OLB Marlon Williams

ILB Jamal Cox
ILB Rodney Wilkerson
CB Marcus Coleman
CB Mike Williams
SS David Hendrix
FS Mike Dee
P Jason Bender

1994

OFFENSE

SE Charlie Simmons
LT Curtis McGee
LG Brian Bravy
C Michael Cheever
RG Chuck Vernau
RT Jason Dukes
TE Jeff Papushak
QB Tommy Luginbill
HB Derrick Steagall
TB C.J. Williams
FL Jason Bender
K Chris Leone

DEFENSE

OLB Ralph Hughes
DT Bill Neuss
NG Zach Piller
DT Several Players
OLB Don Hickson
ILB Jamal Cox
ILB Rodney Wilkerson
CB Nathan Perryman
CB Lethon Flowers
SS David Hendrix
FS Mike Dee
P Jason Bender

1995

OFFENSE

SE Cedric Zachery
LT Curtis McGee
LG Michael Minter
C Michael Cheever
RG Ken Celaj
RT Jason Dukes
TE Grant Baynham
QB Donnie Davis
FB Charles Wiley
TB C.J. Williams
FL Derrick Steagall
Harvey Middleton
K Dave Frakes

DEFENSE

DE Ralph Hughes
DT Derrick Shepard
NG Tony Robinson
Dan Witherspoon
DE Jesse Tarplin
OLB Delaunta Cameron
ILB Ron Rogers
ILB Keith Brooking
CB Jerry Caldwell
CB Jason Bostic
SS Travares Tillman
FS Brian Wilkins
P Rodney Williams

P Rodney Williams
Keith Weaver

1996

OFFENSE

SE Harvey Middleton
LT Curtis McGee
LG Michael Minter
C Craig Page
RG Ken Celaj
RT Steve Jackson
TE Grant Baynham
QB Joe Hamilton
FB Charles Wiley (inj.)
TB C.J. Williams
FL Mike Sheridan
K Brad Chambers
Dave Frakes

DEFENSE

DE Ralph Hughes
DT Derrick Shepard
NG Patrick Bradford
DE Jermaine Miles
OLB Jimmy Clements
ILB Ron Rogers
ILB Keith Brooking
CB Nathan Perryman
CB Jason Bostic
SS Mike Dee
FS Brian Wilkins
P Rodney Williams

1997

OFFENSE

SE Harvey Middleton
LT Ken Celaj
LG Jason Burks
C Craig Page
RG Brent Key
RT Chris Brown
TE Mike Lillie
QB Joe Hamilton
FB Ed Wilder
TB Charles Wiley
FL Derrick Steagall
K Dave Frakes

DEFENSE

DE Ralph Hughes
DT Derrick Shepard
NG Tony Robinson
Dan Witherspoon
DE Jesse Tarplin
OLB Delaunta Cameron
ILB Ron Rogers
ILB Keith Brooking
CB Jerry Caldwell
CB Jason Bostic
SS Travares Tillman
FS Brian Wilkins
P Rodney Williams



STARTING LINEUPS

1998**OFFENSE**

SE Dez White
 LT Chris Brown
 LG Noah King
 C Craig Page
 RG Brent Key
 RT Jon Carman
 TE Russell Matvay
 QB Joe Hamilton
 FB Ed Wilder
 TB Charles Wiley (inj.)
 Joe Burns
 FL Charlie Rogers
 K Brad Chambers

DEFENSE

DE Nate Stimson
 DT Merrix Watson
 DT Tony Robinson
 Guenter Kryszon
 DE Jesse Tarplin
 LB Delaunta Cameron
 LB Matt Miller
 LB Chris Edwards
 CB Jamar Clark
 CB Jason Bostic
 SS Jerry Caldwell
 FS Travares Tillman
 P Rodney Williams

1999**OFFENSE**

SE Dez White
 LT Chris Brown
 LG Jason Burks
 C Noah King
 RG Brent Key
 RT Jon Carman
 TE Conrad Andrzejewski
 QB Joe Hamilton
 FB Ed Wilder
 TB Sean Gregory
 (Joe Burns, inj.)
 (Phillip Rogers, inj.)
 FL Kelly Campbell
 K Luke Manget

DEFENSE

DE Felipe Claybrooks
 DT Merrix Watson
 DT Guenter Kryszon
 DE Greg Gathers
 LB Ricardo Wimbush
 LB Ross Mitchell
 (Matt Uremovich, inj.)
 LB Chris Edwards
 CB Jamar Clark
 Marvious Hester
 CB Travares Tillman
 SS Chris Young
 FS Jeremy Muires
 P Dan Dyke

2000**OFFENSE**

WR Jon Muires
 LT Chris Brown
 LG Raymond Roberts-Blake
 C David Schmidgall
 RG Brent Key
 RT John Bennett
 TE Russell Matvay
 QB George Godsey
 FB Ed Wilder
 TB Joe Burns
 WR Kelly Campbell
 K Luke Manget

DEFENSE

DE Nick Rogers
 DT Merrix Watson
 DT Tony Robinson
 DE Greg Gathers
 LB Ricardo Wimbush
 LB Daryl Smith
 LB Ather Brown
 CB Jamar Clark
 CB Chris Young
 Jonathan Cox
 SS Cory Collins
 Chris Young
 FS Jeremy Muires
 P Dan Dyke

2001**OFFENSE**

WR Jonathan Smith
 LT Nat Dorsey
 LG Leon Robinson
 C David Schmidgall
 RG Hugh Reilly
 RT Jason Kemble
 TE Russell Matvay
 QB George Godsey
 WR Will Glover
 TB Joe Burns
 WR Kelly Campbell
 K Luke Manget

DEFENSE

DE Nick Rogers
 DT Alfred Malone
 DT Gary Johnson
 DE Greg Gathers
 LB Ricardo Wimbush
 LB Daryl Smith
 LB Keyaron Fox
 CB Marvious Hester
 CB Chris Young
 SS Cory Collins
 FS Jeremy Muires
 P Dan Dyke

2002**OFFENSE**

WR Jonathan Smith
 LT Nat Dorsey
 LG Leon Robinson

C Hugh Reilly
 RG Raymond Roberts-Blake
 RT Kyle Wallace
 TE Will Heller
 QB A.J. Suggs
 TB Tony Hollings (inj.)
 Gordon Clinkscale
 WR Will Glover
 WR Kerry Watkins
 K Luke Manget

DEFENSE

DE Tony Hargrove
 DT Alfred Malone
 DT Travis Parker
 DE Eric Henderson
 (Greg Gathers, inj.)
 LB Ricardo Wimbush
 LB Daryl Smith
 LB Keyaron Fox
 CB Marvious Hester
 CB Jonathan Cox
 SS Cory Collins
 FS Jeremy Muires
 P Dan Dyke
 Chris Morehouse

2003**OFFENSE**

WR Jonathan Smith
 LT Nat Dorsey
 LG Andy Tidwell-Neal
 C Hugh Reilly
 RG Brad Honeycutt
 RT Kyle Wallace
 TE John Paul Foschi
 QB Reggie Ball
 TB P.J. Daniels
 FB Jimmy Dixon
 WR Nate Curry
 K Dan Burnett

DEFENSE

DE Gerris Wilkinson
 DT Mansfield Wrotto
 DT Travis Parker
 DE Eric Henderson
 LB Ather Brown
 LB Daryl Smith
 LB Keyaron Fox
 CB Reuben Houston
 CB Jonathan Cox
 SS Dawan Landry
 FS James Butler
 P Hal Higgins
 Andy Thomson

2004**OFFENSE**

WR Calvin Johnson
 LT Leon Robinson
 LG Brad Brezina (inj.)
 Matt Rhodes
 C Andy Tidwell-Neal
 RG Brad Honeycutt

RT Kyle Wallace
 TE Darius Williams
 QB Reggie Ball
 TB P.J. Daniels
 FB Jimmy Dixon
 WR Nate Curry
 K Travis Bell

DEFENSE

DE Travis Parker
 DT Mansfield Wrotto
 DT Joe Anoai
 DE Eric Henderson
 LB Chris Reis
 LB Gerris Wilkinson
 LB KaMichael Hall
 CB Reuben Houston
 CB Kenny Scott
 SS Dawan Landry
 FS James Butler
 P Ben Arndt

2005**OFFENSE**

WR Calvin Johnson
 LT Andrew Gardner
 LG Matt Rhodes
 C Kevin Tuminello
 RG Nate McManus
 RT Brad Honeycutt
 TE Mike Matthews
 George Cooper
 QB Reggie Ball
 TB P.J. Daniels
 FB Mike Cox
 WR Demarius Bilbo
 K Travis Bell

DEFENSE

DE Adamm Oliver
 DT Mansfield Wrotto
 DT Joe Anoai
 DE Eric Henderson
 LB Philip Wheeler
 LB Gerris Wilkinson
 LB KaMichael Hall
 CB Dennis Davis
 CB Kenny Scott
 SS Chris Reis
 FS Dawan Landry
 P Ben Arndt

2006**OFFENSE**

WR Calvin Johnson
 LT Andrew Gardner
 LG Matt Rhodes
 C Kevin Tuminello
 RG Nate McManus
 RT Mansfield Wrotto
 TE Mike Matthews
 George Cooper
 QB Reggie Ball
 TB Tashard Choice
 FB Mike Cox

WR James Johnson
 K Travis Bell

DEFENSE

DE Adamm Oliver
 DT Darryl Richard
 DT Joe Anoai
 DE Darrell Robertson
 LB Gary Guyton
 LB Philip Wheeler
 LB KaMichael Hall
 CB Avery Robertson
 CB Kenny Scott
 SS Jamal Lewis
 FS D'Jay Jones
 P Durant Brooks

2007**OFFENSE**

WR Greg Smith
 LT Andrew Gardner
 LG Dan Voss
 C Kevin Tuminello
 RG Matt Rhodes
 RT A.J. Smith
 Cord Howard
 TE Colin Peek
 QB Taylor Bennett
 TB Tashard Choice
 FB Mike Cox
 WR James Johnson
 K Travis Bell

DEFENSE

DE Adamm Oliver
 DT Darryl Richard
 DT Vance Walker
 DE Darrell Robertson
 LB Philip Wheeler
 LB Shane Bowen
 CB Avery Robertson
 CB Jahl Word-Daniels
 SS Jamal Lewis
 FS D'Jay Jones
 P Durant Brooks

2008**OFFENSE**

WR Demarius Thomas
 LT Andrew Gardner
 LG Nick Claytor
 C Dan Voss
 RG Joseph Gilbert
 RT David Brown
 Austin Barrick
 QB Joshua Nesbitt
 BB Jonathan Dwyer
 AB Lucas Cox
 AB Roddy Jones
 WR Tyler Melton
 K Scott Blair



DEFENSE

DE Michael Johnson
DT Darryl Richard
DT Vance Walker
DE Derrick Morgan
LB Anthony Barnes
Tony Clark
LB Kyle Jackson
LB Sedric Griffin
CB Mario Butler
CB Jahi Word-Daniels
SS Dominique Reese
FS Morgan Burnett
P Scott Blair

2009

OFFENSE

WR Demaryius Thomas
LT Austin Barrick
LG Cord Howard
C Sean Bedford
RG Joseph Gilbert
RT Brad Sellers
QB Joshua Nesbitt
BB Jonathan Dwyer
AB Anthony Allen
AB Roddy Jones
WR Tyler Melton
K Scott Blair

DEFENSE

DE Anthony Egbuniwe
DT Logan Walls
DT Ben Anderson
DE Derrick Morgan
LB Steven Sylvester
LB Brad Jefferson
LB Sedric Griffin
CB Mario Butler
CB Jerrard Tarrant
SS Mario Edwards
FS Morgan Burnett
P Chandler Anderson

2010

OFFENSE

WR Stephen Hill
LT Nick Claytor
LG Will Jackson
C Sean Bedford
RG Omoregie Uzzi
RT Phil Smith
QB Joshua Nesbitt
BB Anthony Allen
AB Orwin Smith
AB Roddy Jones
WR Kevin Cone
K Scott Blair

DEFENSE

DE Izaan Cross
DT Logan Walls
DE Jason Peters
OLB Steven Sylvester
ILB Brad Jefferson

ILB Julian Burnett
OLB Anthony Egbuniwe
CB Mario Butler
CB Dominique Reese
S Mario Edwards
S Jerrard Tarrant
P Sean Poole

2011

OFFENSE

WR Stephen Hill
LT Ray Beno
LG Will Jackson
C Jay Finch
RG Omoregie Uzzi
RT Phil Smith
QB Tevin Washington
BB David Sims
AB Orwin Smith
AB Roddy Jones
WR Tyler Melton
K Justin Moore

DEFENSE

DE Izaan Cross
DT Logan Walls
DE Jason Peters
OLB Steven Sylvester
ILB Quayshawn Nealy
ILB Julian Burnett
OLB Jermiah Attaochu
CB Louis Young
CB Rod Sweeting
S Isaiah Johnson
S Rashaad Reid
P Sean Poole

2012

OFFENSE

WR Darren Waller
LT Ray Beno
LG Shaq Mason
C Jay Finch
RG Omoregie Uzzi
RT Will Jackson
Morgan Bailey
WR Jeff Greene
QB Tevin Washington
BB David Sims
AB Orwin Smith
AB Robert Godhigh
K David Scully
Chris Tanner

DEFENSE

DE Izaan Cross
DT T.J. Barnes
DE Emmanuel Dieke
OLB Jeremiah Attaochu
ILB Quayshan Nealy
ILB Jabari Hunt-Days
OLB Brandon Watts
CB Rod Sweeting
CB Louis Young
S Jemea Thomas

S Isaiah Johnson
P Sean Poole

2013

OFFENSE

WR DeAndre Smelter
LT Will Jackson
LG Trey Braun
C Jay Finch
RG Shaq Mason
RT Bryan Chamberlain
WR Micheal Summers
QB Vad Lee
BB David Sims
AB Synjyn Days
AB Robert Godhigh
K Harrison Butker

DEFENSE

DE Jeremiah Attaochu
DT Adam Gotsis
DT Euclid Cummings
DE Emmanuel Dieke
OLB Quayshawn Nealy
ILB Jabari Hunt-Days
OLB Brandon Watts
CB D.J. White
CB Louis Young
S Jemea Thomas
S Demond Smith
P Sean Poole

2014

OFFENSE

QB Justin Thomas
AB Tony Zenon
AB Charles Perkins
BB Zach Laskey
Synjyn Days
WR DeAndre Smelter
WR Darren Waller
Michael Summers
LT Bryan Chamberlain
LG Trey Braun
C Freddie Burden
RG Shaquille Mason
RT Chris Griffin
Errin Joe
K Harrison Butker

DEFENSE

DE KeShun Freeman
DT Adam Gotsis
NT Shawn Green
DE Rod Rook-Chungong
LB Demond Smith
Tyler Marcordes
LB Quayshawn Nealy
LB P.J. Davis
CB Chris Milton
SS Isaiah Johnson
FS Jamal Golden
CB D.J. White
P Ryan Rodwell

2015

OFFENSE

QB Justin Thomas
AB Isiah Willis
AB Clinton Lynch
BB Patrick Skov
Marcus Marshall
WR Ricky Jeune
WR Brad Stewart
LT Bryan Chamberlain
Trey Klock
LG Trey Braun
C Freddie Burden
RG Shamire Devine
RT Errin Joe
Will Bryan
K Harrison Butker

DEFENSE

DE KeShun Freeman
DT Adam Gotsis
NT Patrick Gamble
DE Rod Rook-Chungong
LB Tyler Marcordes
LB P.J. Davis
NB Lawrence Austin
CB Chris Milton
SS Jamal Golden
FS Demond Smith
CB D.J. White
P Ryan Rodwell

2016

OFFENSE

QB Justin Thomas
AB J.J. Green
AB Clinton Lynch
BB Dedrick Mills
LT Eason Fromayan
LG Parker Braun
C Freddie Burden
RG Will Bryan
RT Andrew Marshall
WR Ricky Jeune
WR Brad Stewart
PK Harrison Butker

DEFENSE

DE KeShun Freeman
DT Patrick Gamble
DE Kyle Cerge-Henderson
DE Rod Rook-Chungong
LB Brant Mitchell
LB P.J. Davis
SS A.J. Gray
FS Corey Griffin
NB Lawrence Austin
CB Lance Austin
CB Step Durham
P Ryan Rodwell

2017

OFFENSE

QB TaQuon Marshall
AB Qua Searcy

AB Clinton Lynch
BB KirVonte Benson
LT Jahaziel Lee
LG Parker Braun
C Kenny Cooper
RG Shamire Devine
RT Jake Stickler
WR Ricky Jeune
WR Brad Stewart
PK Brenton King

DEFENSE

DE KeShun Freeman
DT Brentavious Glanton
DT Desmond Branch
DE Anree Saint-Amour
LB Brant Mitchell
LB Victor Alexander
SS Corey Griffin
FS A.J. Gray
NB Lawrence Austin
CB Lance Austin
CB Step Durham
P Pressley Harvin III

2018

OFFENSE

QB TaQuon Marshall
AB Qua Searcy
AB Clinton Lynch
BB Jordan Mason
LT Zach Quinney
LG Parker Braun
C Kenny Cooper
RG Connor Hansen
RT Andrew Marshall
WR Jalen Camp
WR Brad Stewart
PK Wesley Wells

DEFENSE

DE Desmond Branch
DT Kyle Cerge-Henderson
DE Anree Saint-Amour
LB Brant Mitchell
LB Victor Alexander
LB David Curry
SS Jalen Johnson
SS Tariq Carpenter
FS Malik Rivera
CB Jaylin Askew
CB Tre Swilling
P Pressley Harvin III

2019

OFFENSE

QB James Graham
RB Jordan Mason
WR Adonias Sanders
WR Ahmarea Brown
TE Tyler Davis
LT Zach Quinney
LG Jack DeFoor
C William Lay III
RG Mikey Minihan



STARTING LINEUPS

RT Jared Southers

DEFENSE

DE Kelton Dawson
 DE Antwan Owens
 DT T.K. Chimedza
 DT Chris Martin
 LB David Curry
 LB Charlie Thomas
 S Juanyeh Thomas
 S Tariq Carpenter
 CB Tre Swilling
 CB Zamari Walton
 NIC Christian Campbell
 P Pressley Harvin III

2020**OFFENSE**

QB Jeff Sims
 RB Jahmyr Gibbs
 WR Jalen Camp
 WR Malachi Carter
 WR Ahmearon Brown
 TE Dylan Deveney
 LT Zach Quinney
 LG Jack DeFoor
 C Mikey Minihan
 RG Ryan Johnson
 RT Jordan Williams

DEFENSE

DE Jordan Domineck
 DT Djimon Brooks
 DT Mike Lockhart
 DE Kyle Kennard
 LB David Curry
 LB Quez Jackson
 S Tariq Carpenter
 S Juanyeh Thomas
 NIC Wesley Walker
 CB Tre Swilling
 CB Zamari Walton

2021**OFFENSE**

LT Devin Cochran
 LG Paula Vaipulu
 C Mikey Minihan
 RG Ryan Johnson
 RT Jordan Williams
 TE Dylan Leonard
 WR Malachi Carter
 WR Kyric McGowan
 WR Adonicas Sanders
 RB Jahmyr Gibbs
 QB Jeff Sims

DEFENSE

DE Jordan Domineck
 DT Djimon Brooks
 DE Jared Ivey
 LB Ayinde Eley
 LB Quez Jackson
 LB Charlie Thomas
 S Tariq Carpenter

S Juanyeh Thomas

NIC Wesley Walker

CB Tre Swilling

CB Zamari Walton

2022**OFFENSE**

LT Corey Robinson II
 LG Pierce Quick
 C Weston Franklin
 RG Joe Fusile
 RT Jordan Williams
 TE Dylan Leonard
 WR Malachi Carter
 WR EJ Jenkins
 WR Nate McCollum
 RB Dontae Smith
 QB Jeff Sims

DEFENSE

DE Keion White
 DT D'Quan Douse
 DT Makius Scott
 DE Kyle Kennard
 LB Ayinde Eley
 LB Charlie Thomas
 S LaMiles Brooks
 S Clayton Powell-Lee
 NIC KJ Wallace
 CB Myles Sims
 CB Zamari Walton



BOBBY DODD STADIUM AT HISTORIC GRANT FIELD

First Game	Sept. 27, 1913 as Grant Field
Capacity	55,000
All-Time Record	480-212-21 (.694)
Total Games Played	707
Longest Win Streak	23 games (1915-19)
Longest Win Streak (since 1950)	17 games (1951-54, 1989-91)
Longest Unbeaten Streak	37 games (1914-19)
Longest Unbeaten Streak (since 1950)	22 games (1950-54)

Record by Decade:

DECADE	G	RECORD	PCT
1913-1919	51	44-5-2	.882
1920-1929	74	56-12-6	.797
1930-1939	65	33-28-4	.538
1940-1949	67	51-16-0	.761
1950-1959	63	45-14-4	.746
1960-1969	61	44-16-1	.730
1970-1979	70	47-21-2	.686
1980-1989	62	30-30-2	.500
1990-1999	59	40-19-0	.678
2000-2009	63	44-19-0	.698
2010-2019	66	42-24-0	.636
2020-Pres.....	19	6-13-0	.316

NATION'S OLDEST FOOTBALL STADIUMS (FBS ONLY)

Georgia Tech	Bobby Dodd Stadium at Grant Field	1913
Mississippi State	Scott Field	1915
Cincinnati	Nippert Stadium	1916
Wisconsin	Camp Randall.....	1917
Washington.....	Husky Stadium	1920

NATION'S OLDEST FOOTBALL STADIUMS (ALL)

Penn.....	Franklin Field	1895
Harvard.....	Harvard Stadium	1903
Georgia Tech	Bobby Dodd Stadium at Grant Field	1913
Yale.....	Yale Bowl.....	1914
Mississippi State	Scott Field	1915

MILESTONE GAMES

	Date	Opponent	Result
First Game	Sept. 27, 1913.....	Ft. McPherson.....	W, 19-0
First Game vs. Georgia	Nov. 15, 1913.....	Georgia	L, 0-14
First Win vs. Georgia	Nov. 13, 1914.....	Georgia	W, 7-0
First Thanksgiving Day Game	Nov. 27, 1913.....	Clemson.....	W, 34-0
First Game Under Coach Alexander	Sept. 25, 1920.....	Wake Forest.....	W, 44-0
100th Win	Nov. 28, 1929.....	Auburn.....	W, 19-16
First SEC Game	Oct. 14, 1933.....	Auburn.....	W, 16-6
First Night Game	Sept. 26, 1936.....	Presbyterian.....	W, 55-0
First Game vs. Ranked Opponent	Nov. 7, 1936.....	Auburn (No. 20)	L, 12-13
First Game Under Coach Dodd	Oct. 6, 1945.....	Notre Dame.....	L, 7-40
First Win Under Coach Dodd	Oct. 13, 1945.....	Howard (now Samford).....	W, 43-0
First Televised Game	Oct. 2, 1948.....	Tulane.....	W, 13-7
200th Win	Nov. 8, 1952.....	Army	W, 45-6
First Game Televised By NBC	Sept. 17, 1955.....	Miami	W, 14-6
First Game As An Independent	Sept. 19, 1964.....	Vanderbilt.....	W, 14-2
Last Game Under Coach Dodd	Nov. 12, 1966.....	Penn State.....	W, 21-0
300th Win	Sept. 20, 1975.....	Miami	W, 38-23
First ACC Game	Nov. 3, 1979.....	Duke.....	W, 24-14
First Game Televised By TBS	Nov. 3, 1983.....	Virginia.....	W, 31-27
First Game Televised By ESPN	Sept. 29, 1984.....	Clemson.....	W, 28-21
First Game Televised By Raycom	Oct. 6, 1984.....	NC State	L, 22-27
First Game Televised By CBS	Oct. 19, 1985.....	Auburn.....	L, 14-17
First ESPN Thursday Night Game	Sept. 19, 1991.....	Virginia.....	W, 24-21
400th Win	Aug. 31, 2002.....	Vanderbilt.....	W, 45-3

BOBBY DODD STADIUM/GRANT FIELD CAPACITY OVER THE YEARS

1913-1918	7,000	1967-1985	58,121
1919-1924	25,000	1986-1988	46,000
1925-1946	30,000	1989-2002	43,719
1947-1961	44,000	2003-present	55,000
1962-1966	53,300		

YEAR-BY-YEAR ATTENDANCE

YEAR	G	W-L-T	AVERAGE	YEAR	G	W-L-T	AVERAGE
1949	7	6-1-0	32,500	1986	6	4-1-1	32,200
1950	7	3-4-0	27,858	1987	6	2-4-0	34,899
1951	7	6-0-1	29,858	1988	6	3-3-0	36,180
1952	8	8-0-0	31,748	1989	7	6-1-0	34,352
1953	6	6-0-0	35,750	1990	6	6-0-0	42,014
1954	7	5-2-0	34,286	1991	6	5-1-0	42,327
1955	7	5-1-1	37,250	1992	6	4-2-0	43,178
1956	5	4-1-0	39,600	1993	6	3-3-0	41,354
1957	6	2-2-2	39,834	1994	6	1-5-0	40,751
1958	6	4-1-1	42,883	1995	6	4-2-0	41,237
1959	5	2-3-0	43,940	1996	6	4-2-0	44,855
1960	5	4-1-0	43,492	1997	5	3-2-0	43,176
1961	5	5-0-0	44,986	1998	6	4-2-0	40,471
1962	6	4-1-1	49,375	1999	6	6-0-0	45,737
1963	6	5-1-0	46,522	2000	6	5-1-0	42,671
1964	7	5-2-0	48,062	2001	6	3-3-0	41,686
1965	7	5-2-0	47,375	2002	6	4-2-0	43,156
1966	7	7-0-0	44,578	2003	6	4-2-0	52,862
1967	6	3-3-0	56,386	2004	6	3-3-0	46,817
1968	6	3-3-0	47,213	2005	6	4-2-0	51,607
1969	7	4-3-0	48,059	2006	7	6-1-0	50,617
1970	7	6-1-0	48,250	2007	7	4-3-0	50,279
1971	8	5-3-0	50,038	2008	7	6-1-0	47,489
1972	7	5-1-1	45,029	2009	6	5-1-0	51,584
1973	7	4-3-0	51,583	2010	6	4-2-0	46,449
1974	7	5-2-0	40,472	2011	7	5-2-0	48,232
1975	8	6-2-0	43,475	2012	7	4-3-0	43,955
1976	7	3-3-1	43,047	2013	7	5-2-0	49,077
1977	7	4-3-0	44,836	2014	6	5-1-0	48,519
1978	7	5-2-0	34,200	2015	7	3-4-0	50,707
1979	7	4-3-0	36,374	2016	7	5-2-0	47,503
1980	6	1-4-1	34,555	2017	6	5-1-0	46,885
1981	6	0-6-0	38,456	2018	6	4-2-0	43,087
1982	5	3-2-0	36,687	2019	7	2-5-0	44,599
1983	6	2-4-0	36,817	2020	6	2-4-0	11,000*
1984	6	4-2-0	43,381	2021	6	1-5-0	37,780
1985	7	5-2-0	40,210	2022	5	2-3-0	34,408

LARGEST CROWDS

ALL-TIME

ATT	OPPONENT, DATE
1. 60,316	Georgia, Dec. 1 1973
2. 60,204	Auburn, Oct. 16, 1971
3. 60,124	Georgia, Nov. 25, 1971
4. 60,106	Georgia, Nov. 29, 1969
5. 60,104	Georgia, Nov. 26, 1977

POST-RENOVATION (2003-PRES., CAPACITY: 55,000)

ATT	OPPONENT, DATE
1. 56,680	Notre Dame, Sept. 2, 2006
2. 56,412	Georgia, Nov. 26, 2005
3. 55,646	Clemson, Oct. 29, 2011
4. 55,407	Georgia, Nov. 28, 2009
5. 55,320	Miami, Oct. 28, 2006
6. 55,000	Eight times, most recent: Georgia, Nov. 30, 2019

*Capacity was limited to 11,000 due to Covid-19 pandemic

RECENT/UPCOMING RENOVATIONS



New \$4 million locker room; completed July 2018



Student-Athlete Performance Center: Coming Soon!

BOBBY DODD STADIUM

"One sporting venue that has stood the test of time. Georgia Tech's stadium ... remains a landmark – hard by the Downtown Connector, in the shadow of Coca-Cola headquarters, one block from the Varsity ... **THERE'S NO PRETTIER SETTING FOR A NIGHT FOOTBALL GAME ON ANY-ONE'S CAMPUS.** And the memory of Dodd, coaching his clinical and cerebral Jackets while remaining seated at a card table on the sideline, is one of the enduring images of Atlanta sports."

– Atlanta Journal-Constitution (January 20, 2013)



BOBBY DODD STADIUM THROUGH THE YEARS



1913



1958



2006



1925




1985



TODAY



1948



1992