



2023 GEORGIA SOUTHERN FOOTBALL

2023
GEORGIA
SOUTHERN
FOOTBALL



2023 SCHEDULE

Date	Opponent	Series Record	Last
Sept. 2	THE CITADEL	GS leads, 19-5	GS won, 48-13 (2015)
9	UAB	UAB leads, 1-0	UAB won 35-21 (2022)
16	at Wisconsin	First Meeting	N/A
23	at Ball State	GS leads, 1-0	GS won, 34-23 (2022)
30	COASTAL CAROLINA *	GS leads, 5-4	CCU won 34-30 (2022)
Oct. 14	at James Madison*	GS leads 8-1	GS won 45-38 (2022)
21	ULM *	GS leads, 7-3	GS won 35-30 (2020)
26	GEORGIA STATE *	GAST leads 6-3	GAST won 41-33 (2022)
Nov. 4	at Texas State *	GS leads, 5-1	GS won 38-30 (2021)
11	at Marshall *	MU leads 5-2	MU won 23-10 (2022)
18	OLD DOMINION *	GS leads 3-0	GS won 28-23 (2022)
25	at App State *	App leads, 21-16-1	GS won 51-48 (2022)
Dec. 2	Sun Belt Championship Game [if qualified]		

* - Sun Belt Conference Game

EAGLES GATA

- 1 On the Covers
- 2 2023 Schedule/Quick Facts/Credits
- 4 Staff Information
- 5 Allen E. Paulson Stadium
- 6 Edwin Jackson Tribute

COACHING STAFF

- 8 Head Coach Clay Helton
- 11 Asst. Head Coach Kevin Whitley
- 12 Defensive Coordinator Brandon Bailey
- 13 Offensive Coordinator Bryan Ellis
- 14 Assistant Coach Ryan Aplin
- 15 Assistant Coach Darius Eubanks
- 16 Assistant Coach BJ Johnson
- 17 Assistant Coach Taylor Reed
- 18 Assistant Coach Rip Rowan
- 19 Assistant Coach Turner West
- 20 Assistant Coach TJ Woods
- 21 Support Staff

MEET THE EAGLES

- 26 Preseason Rosters
- 28 Veteran Profiles
- 64 Newcomers
- 72 Roster Breakdown

2022 REVIEW/STATISTICS

- 74 Individual Honors/Start Chart
- 75 2022 Statistics
- 76 2022 Individual Summaries
- 80 2022 Game-By-Game Statistics
- 81 2022 Game Highs
- 82 2022 Scoring Summaries
- 83 2022 Miscellaneous Statistics
- 84 2022 Big Plays
- 85 Eagles in the National Rankings
- 86 2022 Game Recaps

RECORD BOOK

- 94 Individual Records
- 109 Annual Leaders
- 115 Longest Plays
- 117 Team Records
- 118 Overtime Games
- 119 Year-By-Year Team Stats
- 121 Team Records By Era
- 122 Paulson Stadium Records
- 123 All-Time Results
- 128 Series Results
- 132 Eagles vs. Conferences

HISTORY

- 134 Eagle Football History
- 136 1985 National Championship
- 138 1986 National Championship
- 140 1989 National Championship
- 142 1990 National Championship
- 144 1999 National Championship
- 146 2000 National Championship
- 148 Eagle All-Americans
- 151 Conference Accolades

- 154 Modern Era Lettermen
- 160 All-Time Coaching Records
- 162 Bowl Games
- 163 Bowl Records
- 164 Coach Erk Russell Tribute
- 166 No. 8 Tracy Ham
- 167 No. 3 Adrian Peterson
- 168 Jayson Foster
- 169 Paul Johnson
- 170 Younghoe Koo

EAGLES IN THE PROS

- 172 Eagles in the Pros
- 174 NFL Draft/Super Bowl/Pro Bowl Eagles



GS QUICK FACTS

SCHOOL INFORMATION

Official Name: Georgia Southern University
 Abbreviation: GS (not GSU)
 Location: Statesboro, Ga.
 Founded: December 1, 1906
 Enrollment: 26,000*
 President: Dr. Kyle Marrero
 Athletics Director: Jared Benko
 Faculty Athletics Rep: Chris Geyerman, Ph.D.
 Athletics Department Phone: 912-478-5047
 Nickname: Eagles
 Primary Colors: Blue (PMS 282) and White
 Secondary Colors: Gray (PMS 429) and Gold (PMS 872)
 Mascots: GUS (mascot) and Freedom (live)

* - As of January 2018, the new Georgia Southern University consists of three campuses: Statesboro, Armstrong (Savannah) and Liberty (Hinesville). The three schools consolidated to become one university.

TICKET INFORMATION

Ticket Office Phone: 1-800-GSU-WINS
 Ticket Office Website: GSEagles.com/Tickets

PROGRAM INFORMATION AND HISTORY

Conference: Sun Belt
 First Year of Football: 1924
 (no football from 1942-1981)
 Modern Era Record: 343-166-1 (.674) ^
 FCS National Championships: 6
 (1985, 1986, 1989, 1990, 1999, 2000)
 Bowl Games/Titles: 5/3
 won 2015 GoDaddy Bowl
 won 2018 Camellia Bowl
 won 2020 New Orleans Bowl
 Home Stadium: Allen E. Paulson Stadium
 Capacity: 25,000
 Playing Surface: FieldTurf Prestige Vertex
 Paulson Stadium Record: 209-48 (.813) ^

TEAM INFORMATION

Head Coach: Clay Helton
 Alma Mater: Houston, '94
 Record at GS: 6-7 (Second Year)
 Career Record: 52-31 (Seventh Full Season)
 Eagles' 2022 Record: 6-7
 Postseason: Camellia Bowl
 Conference Record: 3-5
 Offensive System: Multiple
 Defensive System: 4-2-5
 GS Athletics on the Web: GSEagles.com
 GS Football on Twitter: @GSAthletics_FB
 GS Football on Instagram: @GSAthletics_FB
 Letterwinners (Ret/Lost): 36/31
 O: 18/13 D: 16/15; ST: 3/2
 Position Starters (Ret/Lost): 10/12
 O: 7/4; D: 3/8

^ - three wins vacated by NCAA

CREDITS

The 2023 Georgia Southern University Football Media Guide was published by the Georgia Southern Athletics Communications Office.

Editor and Design: Bryan Johnston
Covers: Ali Edwards

Additional contributions from the GS Office of Marketing and Communications.

PHOTOGRAPHY

AJ Henderson, Evelyn Forester, Jonathan Chick, Frank Fortune, Allen Gambrell, Carroll Gambrell, Kyunnie Shuman, Aaron Socha, Dan Groover and Jeffrey Abraham. Images of Eagles in the NFL courtesy of Diamond Images, Getty Images and USPresswire. Images of championship rings from Super Bowl XXVI and Super Bowl XXXIX and NFL team marks courtesy of the National Football League.

COACHING STAFF

Head Coach Clay Helton (@GSCoachHelton)
 Alma Mater/Year Houston/1994
 Record at Georgia Southern (Years) 6-7, .462 (Second Year)
 Career Record (Years) 52-31, .627 (Seventh Full Year)
 Best Time to Reach Coach Contact Athletics Communications
 Sun Belt Coaches' Teleconference Monday mornings in season

ASSISTANT COACHES (Alphabetical order)

RYAN APLIN @CoachRyanAplin
 Arkansas State, 2012 Tight Ends/Inside Wide Receivers/Pass Game Coordinator – Second Year

BRANDON BAILEY @Coach_BBailey
 Georgia Southern, 2016 Defensive Coordinator/Linebackers – First Year

BRYAN ELLIS @BryanEllisGS
 UAB, 2011 Offensive Coordinator/Quarterbacks – Second Year

DARIUS EUBANKS @Darius_Eubanks
 Georgia Southern, 2013 Defensive Secondary – First Year

BJ JOHNSON @BJ_Johnson23
 Georgia Southern, 2015 Wide Receivers – First Year

TAYLOR REED @CoachTaylorReed
 Central Arkansas, 2015 Running Backs – First Year

RIP ROWAN @Rip_Rowan48
 Austin Peay, 2014 Defensive Line – Second Year

TURNER WEST @TurnerWest5
 Memphis, 2011 Special Teams Coordinator – Second Year

KEVIN WHITLEY @kwhit4
 Georgia Southern, 1993 Assistant Head Coach/Cornerbacks – Fifth Year

TJ WOODS @GSGATAWoods
 Azusa Pacific, 2002 Offensive Line/Run Game Coordinator – First Year

FOOTBALL SUPPORT STAFF

Assistant AD, Football Operations Matt Hassan (North Park)
 General Manager Ryan Smith (Baylor)
 Strength & Conditioning Coach, Football Robert Stiner (Bellhaven)
 Director of Student-Athlete Development Adrian Peterson (Georgia Southern)
 Assistant AD, Equipment Operations Andy Harris (Wisconsin-Whitewater)
 Head Athletic Trainer, Football Nick Sparacio (Iowa State)
 Video Coordinator Daniel Benedict (South Alabama)
 Director of Football Creative Services Ali Edwards (Gardner-Webb)
 Director of Recruiting Operations Kennedy Joerger (Georgia Southern)
 Director of Football Nutrition Eliza Petersen (Carson-Newman)
 Director of Player & Recruiting Relations Jarae Thurmond (Georgia Southern)
 Assistant Director, Strength & Conditioning Sam Medlock (Florida International)
 Assistant Director, Strength & Conditioning Genevieve Humphrey (Oklahoma State)
 Assistant Director, Player Personnel Andrew Bevill (Georgia Southern)
 Assistant Athletic Trainer Ashley Allenstein (Northern Iowa)
 Director of Football Operations Rachel Cooper (UW-Whitewater)
 Senior Analyst, Offense Bryan Schorr (James Madison)
 Senior Analyst, Defense Cal King (Presbyterian)
 Senior Analyst, Special Teams Blake Wilson (Charleston Southern)
 Defensive Graduate Assistant Anthony Gore Jr. (Kennesaw State)
 Offensive Graduate Assistant Caleb Moore (Lake Forest)
 Offensive Graduate Assistant Keenan Murphy (Houston)
 Defensive Graduate Assistant Jalen Pearson (Kennesaw State)
 Volunteer Assistant Thomas Hearn (Cal-State Bakersfield)
 Defensive Quality Control Carson McClellan (Georgia Southern)
 Strength & Conditioning Graduate Assistant Jeff Marx (Slippery Rock)

KEY DEPARTMENT STAFF

Athletics Director Jared Benko (Georgia)
 Chief Operating Officer Chris Davis (Miami)
 Deputy A.D. for Internal Affairs Brandy Clouse (Georgia Southern)
 Deputy A.D. for Development Davis Hendrickson (Illinois)
 Senior Associate AD for Communications Bryan Johnston (South Carolina)
 Associate A.D. for Student-Athlete Services Ryan Gilbert (UMass)





PAULSON STADIUM FACTS

- Capacity:** 25,000 (expanded 2014)
- Layout:** East-West
- Initial construction start date:** First shovel – 1983
- Expansion construction start date:** June 12, 2013
- Glenn Bryant Field Surface:** FieldTurf Prestige Vertex; installed 2023
- Daktronics Video Board:** 852 square feet of display area for replays, graphics and promotions
- Suite Level:** 26 private booster boxes, film deck and a two-level working press box.
- Opening Game:** Sept. 29, 1984
- First Opponent:** Liberty, 9/29/84
- First Win:** 48-11 vs. Liberty, 9/29/84
- First Postseason Win:** 27-0 vs. Jackson State, 11/30/85
- All-Time Record:** 209-48 (.813)
- All-Time Playoff Record:** 33-3 (.917)
- First Score:** 36-yard run by Tracy Ham vs. Liberty (13:44, 1Q), 9/29/84
- First 100-Yard Rusher:** 104 by Melvin Bell vs. Liberty, 9/29/84
- First Shutout:** 34-0 vs. Tennessee Tech, 10/5/85



Thirty years after its first game on Sept. 29, 1984, Allen E. Paulson Stadium underwent a major expansion for the Eagles' first season in the FBS and the Sun Belt Conference. The newly expanded facility, now at a capacity of 25,000, offers incredible views of the playing field and modern amenities on its concourses.

The inaugural game at Paulson Stadium in 1984 saw the Eagles soar to a 48-11 victory over Liberty. That first contest was a fitting end to four years of planning and hard work – four years of dreaming of one of the finest football facilities in America.

What former Eagle head coach Erk Russell described as “The Prettiest Little Stadium in America” has been transformed into one of the finest facilities of its kind. The new mid-deck creates an architectural presence on the north side with the new 50,000-square-foot Ted Smith Family Football Center enclosing the east end zone.

The \$10 million stadium expansion project was student fee funded with private donations making possible the Eagle Football team's new building.

Winning is the one constant at Paulson Stadium where the Eagles have a stunning 209-48 home record (.813) and won 91.7 percent of their postseason games (33-3). That .817 winning percentage stands as the fourth-best amongst current FBS stadiums entering the 2022 season.

More than three million fans have witnessed that success in Statesboro, creating a game day atmosphere that attracts Eagle fans from across campus, throughout the Coastal Empire and southeast region.

Previous upgrades to the complex included renovation of the concourses and hospitality areas and the addition of a brick façade along the walls of Paulson Stadium prior to 2005.

Initially constructed at a cost of \$4.7 million with just over 14,000 permanent seats and grass seating for thousands more, the addition of Paulson Stadium elevated the fledgeling program. The site for numerous nationally televised games, including the 1989 Hugo Bowl on ESPN, permanent light fixtures were installed for the 1994 season. Every home game over the past three seasons has been aired by the ESPN family of networks.

The stadium is named for the late Allen E. Paulson, former founder and chairman of Gulfstream Aerospace, who donated more than \$1 million toward construction of the facility.

In 2007, Georgia Southern University renamed the area surrounding the Stadium “Erk Russell Athletic Park” to honor the former Eagle coach.

The addition of the Ted Smith Family Football Center brought the nucleus of Eagle Football to the south end of campus. This building features the team locker room, weight room, training room, equipment room, team room, meeting rooms and a lobby with all six FCS national championship trophies.

The 2014 expansion also brought a new Daktronics video board to the east side of the field. Following the 2015 season, the grass playing surface of Glenn Bryant Field was removed to make way for a brand-new turf surface. New LED lights were installed in 2020. The turf was replaced in 2023.

Construction on the Anthony P. Tippins Family Training Facility, a \$12.5 million project, was completed next to the stadium in the summer of 2023.

EDWIN JACKSON

GEORGIA SOUTHERN FOOTBALL

1991-2018



Georgia Southern announced in February of 2018 that the walk-on tryouts for the program moving forward will be named in honor of Edwin Jackson, who died Feb. 4, 2018 in an automobile accident in Indianapolis.

Jackson went through the tryout process at Georgia Southern to earn a spot on the team and worked his way up to eventual starter before moving on to start in the NFL with the Indianapolis Colts.

As a junior in 2013, Jackson totaled a team-best 92 tackles, including a team-leading 13 stops in a 26-20 upset win against the University of Florida in The Swamp. He was voted team captain by his teammates and recorded a career-high 100 tackles as a senior in helping the Eagles win the Sun Belt Conference Championship in the school's inaugural year competing at the FBS level in 2014. He was awarded first-team All-Sun Belt honors for his performance on the field.

He was an undrafted free agent who went to the Arizona Cardinals' camp, but was one of the final cuts. He joined the Indianapolis Colts' practice squad in late 2015 and went on to start eight games at linebacker in 2016 for the Colts. He did not play in 2017 season due to an injury.

Jackson created the Edwin Jackson 53 Foundation, which holds football clinics, fitness camps and after-school programs for disadvantaged youth, and supports student athletes who do not have scholarships.

Information on the Edwin Jackson Memorial Walk-On Tryouts can be found on GSEagles.com.



2023 COACHES AND STAFF

CLAY HELTON

HEAD COACH // SECOND SEASON AT GS // 52-31 OVERALL RECORD; 6-7 at GS

Clay Helton, who led USC to a Rose Bowl title in 2016, was named the 11th full-time head coach in the Georgia Southern modern football era on Nov. 2, 2021. He is in his second season as the Eagles' head coach.

In his first year in Statesboro, the Eagles knocked off Nebraska on the road for the school's second Power 5 win, beat a ranked James Madison team at home, and beat rival App State in double overtime to secure a bid to the Camellia Bowl. The Georgia Southern passing offense finished in the top five nationally in yards per game and transfer quarterback Kyle Vantrease broke numerous school and Sun Belt passing records - both single-season and career - in his lone year with the program.

Helton went 46-24 (.657) as the head coach of the USC Trojans with 12 victories over AP Top 25 teams, including three in the Top 5 and four in the Top 10. He went 5-1 in a pandemic-shortened 2020 season and was 8-5 in 2019 with wins over No. 23 Stanford and No. 10 Utah. Helton went 11-3 in 2017 with wins over No. 14 Stanford twice (including in the Pac-12 Championship Game) and No. 23 Arizona, and went 10-3 in 2016 with wins over No. 4 Washington, No. 5 Penn State in a legendary Rose Bowl thriller and No. 21 Colorado.

Helton was the first USC head coach to have 10-win seasons in each of his first two full seasons, and he had more wins (21) in his first two full seasons than any USC coach. He led USC to a 13-game winning streak from

2016 to 2017 and a 13-game winning streak over Power 5 opponents from 2016 to 2017. He also had five Trojan players he coached taken in the first round of the NFL Draft, including No. 3 overall pick Sam Darnold and No. 8 overall pick Drake London.

His 2020 Trojans won their first five games in the COVID-19-shortened season and played in the Pac-12 Championship Game as the South Division representative, finishing 5-1 (USC opted out of a bowl game). In 2020, USC's passing offense ranked 11th nationally (first in Pac-12) at 319.3 as quarterback Kedon Slovis made All-Pac-12 first team while ranking in the national Top 20 in completions (first at 29.5), passing yards (sixth at 320.2), total offense (13th at 310.7) and completion percentage (18th at .670), all tops in the Pac-12. Wide receiver Amon-Ra St. Brown also was an All-Pac-12 first-teamer. Offensive tackle Allijah-Vera Tucker made All-Pac-12 and was the Pac-12 offensive Morris Trophy winner (top lineman). USC's defense improved dramatically from the previous year, allowing 369.7 total yards (to 408.7 in 2019), including just 216.3 passing (to 246.2 in 2019). Safety Talanoa Hufanga was a consensus All-American first-teamer and the Pac-12 Defensive Player of the Year, and defensive lineman Marlon Tuipulotu made All-Pac-12 first team. Helton was released as the head coach of the Trojans after a 1-1 start to the 2021 season.



His 2019 Trojans won five of their final six regular-season games to go 8-5 overall and 7-2 in the Pac-12 South, qualifying for the Holiday Bowl. The Trojans gave Utah its only regular-season loss (for which he was named the Dodd Trophy Coach of the Week). Wide receiver Michael Pittman Jr. was a finalist for the Biletnikoff and Witten Awards, was in the national Top 20 in receptions, receiving yards, and receiving touchdowns. He caught 101 passes with 11 touchdowns, while fellow wideouts Amon-Ra St. Brown (77 catches) and Tyler Vaughns (74 catches) both had six touchdowns. True freshman quarterback Kedon Slovis, the Pac-12 Offensive Freshman of the Year, completed a school-record and NCAA freshman record 71.9% of his passes for a USC frosh record 3,502 yards with 30 touchdowns. Included in that total was a school-record 515 passing yards against UCLA (one of a USC record four games with 400-plus passing yards), to rank in the national Top 20 in completion percentage, passing yards, completions, passing efficiency, passing TD, and total offense. Jackson was an NFL Draft first-rounder, and Pittman went in the second round. USC's offense averaged 455 total yards, including a school-record 335 passing and 32 points a game.

His 2018 Trojans, which featured young players in key positions, went 5-7 overall, with the last four losses all by seven points or less. JT Daniels, who threw for 2,672 yards for USC just a season after graduating high school a year early, was just the second Trojan true freshman to start a season opener at quarterback. Wide receiver Amon-Ra St. Brown was just the fourth USC true freshman to lead the Trojans in season receptions (60), and defensive lineman Jay Tufele was a Freshman All-American first-teamer.

In 2017 while guiding USC's 125th team, Helton's Trojans were 11-3 (ranked 12th in the final AP poll) despite playing all 12 regular-season games without a bye. It was USC's most wins since 2008 and its first back-to-back 10-win seasons since 2007-08. He led USC



Coach Clay Helton and his wife, Angela.

to an 8-1 Pac-12 record and its first Pac-12 title since 2008 by winning the Pac-12 Championship Game and then playing in the Cotton Bowl Classic. Helton was the 2017 AP Pac-12 Coach of the Year and a finalist for the 2017 Paul "Bear" Bryant Coach of the Year Award. Tailback Ronald Jones II and outside linebacker Uchenna Nwosu were All-America first-teamers, quarterback Sam Darnold was a finalist for the Manning Award after setting USC's season passing yardage and total yardage records and was the third pick of the NFL Draft. USC's 484.1 yards of total offense in 2017 was its highest average since 2005, and the Trojans had at least 600 yards of total offense three times in 2017.

After his Trojans started 1-3 in 2016 in his first full season as head coach (all three losses were to AP Top 25 teams away from home), USC went on a nine-game winning streak to rise to a final No. 3 national AP ranking. They earned a berth in the Rose Bowl while playing a schedule ranked among the 10 most difficult in the nation. USC capped the season with an instant classic 52-49 at-the-gun victory over No. 5 Penn State in the Rose Bowl.

Under Helton's guidance in 2016, Adoreé Jackson was named the Thorpe Award winner, a consensus All-American first-teamer, the Pac-12 Defensive Player of the Year, and a finalist for the Hornung Award and Lott IMPACT Trophy (he also was an NFL first-round draft pick). Sam Darnold was a Manning Award finalist and a Freshman All-American, and both Zach Banner and Chad Wheeler were All-America first-team selections. USC's offense had at least 400 total yards in its final 10 games, while its defense held seven opponents to season lows in points. Helton was named a finalist for the 2016 Paul "Bear" Bryant Coach of the Year Award and won the Football Writers First Year Co-Coach of the Year Award.

After starting the 2015 season as the offensive coordinator and quarterbacks coach, Helton was named USC's permanent head coach for two post-season games on Nov. 30 of that year. He had the interim head coaching title that he had held since Oct. 12 (for USC's final seven regular-season games) removed. Helton guided the 2015 Trojans to five wins in the final six regular-season games (including victories over No. 3 Utah and No. 22 UCLA), the co-championship of the challenging Pac-12 South Division, a berth in the Pac-12 Championship Game, and a trip to the Holiday Bowl.

As the coordinator of USC's offense in 2015, quarterback Cody Kessler was named a finalist for the Unitas Award and was an NFL Draft third-round pick, ranked in the national Top 20 in completion percentage, passing touchdowns, and passing efficiency. Kessler ended his career in USC's career top four in touchdown passes, completions, passing yards, and total offense. All-Pac-12 first-team wide receiver JuJu Smith-Schuster was in the Top 20 nationally in receiving yards, receiving touchdowns, and receptions. Tailbacks Justin Davis and Ronald Jones II each had 900-plus yard rushing seasons.

Helton joined the USC staff in February of 2010 as



the quarterbacks coach after spending 10 seasons as an assistant at Memphis. He added the passing game coordinator role in 2012 and became the offensive coordinator in 2013.

In 2014, quarterback Cody Kessler had the most efficient passing season in USC history (69.7%, 39 TDs, five interceptions) while setting USC season records for completions (315), completion percentage (69.7), passing efficiency (167.1), and interception rate (1.11). He also threw a school-record seven touchdown passes against Colorado and six against Notre Dame. USC's offense ranked in the national Top 25 in passing efficiency, passing offense, third-down conversions, and scoring offense in 2014. USC played in the 2014 Holiday Bowl.

In 2013, he served as USC's interim head coach in its victory over Fresno State in the Las Vegas Bowl. The Trojan offense was in the national Top 25 in red zone scoring. In 2012, quarterback Matt Barkley won the Wuerrfel Trophy, and he was also a finalist for the Manning Award, Unitas Golden Arm Award, Senior CLASS Award, and ARA Sportsmanship Award. Barkley became the Pac-12 career record holder for passing yards, completions, touchdowns, and total offense en route to becoming a fourth-round pick in the 2013 NFL Draft. USC

played in the 2012 Sun Bowl.

In 2011, Barkley was a Manning Award and Wuerrfel Trophy finalist as he set the Pac-12 season record for TD passes with 39 and finished sixth in the Heisman Trophy voting.

Helton began his 10-year (2000-09) Memphis career as the running backs coach for three seasons, then coached the Tigers' receivers for the next four seasons before becoming the offensive coordinator and quarterbacks coach for the final three years. He served as Memphis' interim head coach for several months in early 2006 when head coach Tommy West had off-season heart surgery.

Among the Tigers' running backs he tutored was school rushing/scoring/all-purpose running record holder DeAngelo Williams, who finished seventh in the Heisman Trophy voting in 2005 and was an NFL first-round selection. As the receivers coach, he produced a pair of Conference USA All-Freshman picks in Maurice Jones (2005) and Duke Calhoun (2006) and the school's No. 4 all-time receptions leader in Ryan Scott. In 2003, Memphis set school season records for receptions and receiving yardage.

As the Tigers' offensive coordinator and quarterbacks coach, the 2007 and 2008 offenses were among the top

six in school history in total yards and points. Both squads were ranked in the top 26 nationally in total offense. Quarterback Martin Hankins became Memphis' No. 2 career passer and set single-season records for completions, passing yards, and touchdown passes in 2007. In 2009, Curtis Steele had his second consecutive season with 1,000 rushing yards, Calhoun became the school's all-time leading receiver, and Carlos Singleton set the career mark for receiving touchdowns.

During Helton's time, Memphis played in five bowls: the 2003 and 2007 New Orleans Bowls, 2004 GMAC Bowl, 2005 Motor City Bowl, and 2008 St. Petersburg Bowl. Helton was hired as the offensive coordinator and quarterbacks coach at Arkansas State after the 2009 season but was there just two months before leaving for USC.

Before Memphis, he was the running backs coach at Houston, his alma mater, for three seasons (1997-99), working under his father, head coach Kim Helton.

He began his coaching career at Duke, serving as a graduate assistant in 1995 and then the running backs coach in 1996.

Helton played quarterback at Houston in 1993 and 1994, playing for his father both seasons and captaining the Cougars as a 1994 senior. He spent 1991 and 1992 at Auburn, where he earned 1992 SEC All-Academic honors. He redshirted there in 1990.

Helton earned his bachelor's degree in mathematics and interdisciplinary science from Houston in 1994 and prepped at Clements High in Sugar Land, Texas.

Helton was born on June 24, 1972, in Gainesville, Florida. He and his wife, Angela, have three children: sons Reid and Turner and daughter Aubrey. Besides being Houston's head coach from 1993 to 1999, his father, Kim, was an assistant in college (Florida, Miami, and Alabama Birmingham), the NFL (Tampa Bay Buccaneers, Houston Oilers, Los Angeles Raiders, Washington Redskins), and the CFL (Toronto Argonauts) following his playing career at Florida. His brother, Tyson, was the quarterbacks coach and pass game coordinator at USC (2016-17) until becoming Tennessee's offensive coordinator in 2018 and is now the head coach at Western Kentucky.



THE HELTON FILE

CAREER RECORD: 52-31 (SEVENTH FULL SEASON)
GEORGIA SOUTHERN RECORD: 6-7 (SECOND SEASON)

PERSONAL

Hometown: Sugar Land, Texas
 Born: June 24, 1972 in Gainesville, Fla.
 College: Houston (1994; mathematics and interdisciplinary science)
 Family: wife, Angela; sons, Reid and Turner; daughter, Aubrey

PLAYING EXPERIENCE

Auburn (1991-1992); Houston (1993-1994)

COACHING EXPERIENCE

1995	Duke	Graduate Assistant	
1996	Duke	Running Backs	
1997	Houston	Running Backs	
1998	Houston	Running Backs	
1999	Houston	Running Backs	
2000	Memphis	Running Backs	
2001	Memphis	Running Backs	
2002	Memphis	Running Backs	
2003	Memphis	Receivers	New Orleans
2004	Memphis	Receivers	GMAC
2005	Memphis	Receivers	Motor City
2006	Memphis	Receivers	
2007	Memphis	Offensive Coordinator/Quarterbacks	New Orleans
2008	Memphis	Offensive Coordinator/ Quarterbacks	St. Petersburg
2009	Memphis	Offensive Coordinator/ Quarterbacks	
2010	USC	Quarterbacks	
2011	USC	Quarterbacks	
2012	USC	Passing Game Coordinator/Quarterbacks	Sun
2013	USC	Offensive Coordinator/Quarterbacks *	Las Vegas
2014	USC	Offensive Coordinator/Quarterbacks	Holiday
2015	USC	Offensive Coordinator/Quarterbacks/Head Coach #	Holiday
2016	USC	Head Coach (10-3)	Rose
2017	USC	Head Coach (11-3)	Cotton
2018	USC	Head Coach (5-7)	
2019	USC	Head Coach (8-5)	Holiday
2020	USC	Head Coach (5-1)	
2021	USC	Head Coach (1-1)	
2022	GS	Head Coach (6-7)	Camellia

* - 1-0 as USC's interim head coach for bowl game

- 5-2 as USC's interim head coach for final 7 games of regular season and 0-2 as permanent head coach in postseason

ACCOMPLISHMENTS AND HONORS

Pac-12 Championship (2017)
 Three-time Pac-12 South Division (2015, 2017, 2020)
 Rose Bowl Champions (2016)
 2017 AP Pac-12 Coach of the Year
 Two-time Paul "Bear" Bryant Coach of the Year Award Finalist
 2016 Football Writers First-Year Co-Coach of the Year Award

PROMINENT PUPILS

Sam Darnold (QB; 1st round draft pick [3rd overall] - New York Jets; 2018)
 Drake London (WR; 1st round draft pick [8th overall] - Atlanta Falcons; 2022)
 Alijah-Vera Tucker (OL; 1st round draft pick [14th overall] - New York Jets; 2021)
 Adoreé Jackson (CB; 1st round pick [18th overall] - Tennessee Titans; 2017)
 Austin Jackson (OL; 1st round pick [18th overall] - Miami Dolphins; 2020)
 DeAngelo Williams (RB; 1st round draft pick [27th overall] - Carolina Panthers; 2006)
 Ronald Jones II (RB; 2nd round draft pick - Tampa Bay Buccaneers; 2018)
 Uchenna Nwosu (LB; 2nd round draft pick - Los Angeles Chargers; 2018)
 Michael Pittman Jr. (WR; 2nd round draft pick - Indianapolis Colts; 2020)
 JuJu Smith-Schuster (WR; 2nd round draft pick - Pittsburgh Steelers; 2017)
 Rasheem Green (DL; 3rd round draft pick - Seattle Seahawks; 2018)
 Cody Kessler (QB; 3rd round draft pick - Cleveland Browns; 2016)
 Matt Barkley (QB; 4th round draft pick - Philadelphia Eagles; 2013)
 Amon-Ra St. Brown (WR; 4th round draft pick - Detroit Lions; 2021)
 Jay Tufele (DL; 4th round draft pick - Jacksonville Jaguars; 2021)

KEVIN WHITLEY

ASSISTANT HEAD COACH / CORNERBACKS // FIFTH SEASON

Former Georgia Southern All-American and professional player Kevin Whitley is in his fifth season as the cornerbacks coach for the Eagles after spending the previous decade as a highly successful high school coach in the Atlanta area. He was promoted to interim head coach for the final eight games of the 2021 season and retained on staff by new head coach Clay Helton as the assistant head coach.

In 2020, Derrick Canteen tied for the FBS lead with six interceptions to earn Freshman All-America and first-team all-conference honors. In all, the cornerbacks combined for 122 tackles, eight interceptions and 20 pass breakups as the Eagles finished first in the country in total interceptions. In 2021, Whitley's group had five different starters go down for the season or miss significant time due to the injury. The 2022 defensive backs were led by Canteen, who was a third-team all-conference selection, and safety Anthony Wilson, who posted 101 tackles on the season. NaJee Thompson signed on as an undrafted free agent with the Minnesota Vikings after posting 11 pass break ups on the season.

While new to the college coaching scene in 2019, Whitley brought a strong coaching resume to Statesboro as well as a familiarity to the Georgia Southern program. His senior-heavy group of Kindle Vildor, Monquavion Brinson and Jessie Liptrot combined for three interceptions and 22 pass breakups. Vildor was named a first-team all-conference selection and was taken in the fifth round of the NFL Draft while Brinson set a new conference record for career passes defended and a new school record for career pass breakups.

Most recently, Whitley compiled a 99-28 overall record with five region titles over 10 years at Stockbridge High School, four of which were in a row from 2014-2017. Stockbridge had never won a playoff game prior to his arrival.

In his final four seasons at SHS, he posted a combined 49-5 record (.907) with three regional titles and 18 all-state players.

Stockbridge was 24-76 in the century's first decade but went 97-20 from 2010-2018. The improvement of 73 victories is by far the largest of any school in the state among schools that have fielded teams each year since 2000.

Prior to his decade at Stockbridge, Whitley coached at Creekside High for six seasons and led the Seminoles to three 10-win seasons.

He posted an overall record of 52-16 with 10 all-state players, most notably Eric Berry, who was a two-time unanimous All-American at the University of Tennessee and was named to the NFL's Pro Bowl five times and first-team All-Pro three times.

Over 80 of his players continued on to play in college, including former GS safety Kenderick Duncan Jr. He also coached Ken Webster, a seventh-round pick of the New England Patriots in 2019, as well as future professional players Terrance Parks, Channing Crowder, Efre Hill, Joshua Holsey, Travis Harris, Sean Dillard and Rokevious Watkins.

He began his head coaching career at North Springs High, where he coached for two seasons. In 18 seasons as a high school head coach in Georgia, he compiled a record of 160-55 (.744), winning seven region championships. He coached five players named to the *Atlanta Journal-Constitution* Super 11, 39 players named all-state and he himself was named a region coach of the year eight times.

Whitley participated in the prestigious Bill Walsh Diversity Coaching Fellowship in 2018 with the Seattle Seahawks. As part of the Walsh Fellowship, he was immersed with the Seahawks' coaching staff for two weeks during offseason training activities and mandatory minicamp.

A native of Decatur, Georgia, Whitley earned honorable mention All-America honors for GS in 1991 after posting 48 tackles, two interceptions and six pass breakups. Whitley was a four-year starter, helping lead the Eagles to two national championships.

He went on to play professionally for four years, signing a free agent contract in the NFL with the New England Patriots and later in the CFL for the Toronto Argonauts as a defensive back where he intercepted two passes in three seasons. He was named the Rookie of the Year for the Argonauts in 1993.

Whitley graduated from Georgia Southern in 1993 with a degree in business administration with an emphasis in marketing and his Master's in business education from West Georgia in 2000. He earned an educational specialist certification in leadership from Nova Southeastern in 2009.

Whitley and his wife, Star, have a daughter, Camryn, and a son, Avery.



THE WHITLEY FILE

PERSONAL

Hometown: Decatur, Ga.
 Born: Feb. 26, 1970 in Greenville, N.C.
 College: Georgia Southern (1993);
 West Georgia (2000);
 Nova Southeastern (2009)
 Family: wife, Star;
 daughter, Camryn; son, Avery

PLAYING EXPERIENCE

Georgia Southern (1988-91)
 New England Patriots (1992)
 Toronto Argonauts (1993-96)

COACHING EXPERIENCE

2022- Georgia Southern (asst. HC/cornerbacks)
 2021 Georgia Southern (cornerbacks/interim HC)
 2019-20 Georgia Southern (cornerbacks)
 2009-18 Stockbridge (Ga.) HS (head coach)
 2003-08 Creekside (Ga.) HS (head coach)
 2001-02 North Springs (Ga.) HS (head coach)
 1998-00 North Springs (Ga.) HS (asst. HC/DC)
 1996-97 Redan (Ga.) HS (defensive backs)

COLLEGE BOWL/POSTSEASON EXPERIENCE

COACH

2022 Camellia (GS vs. Buffalo)
 2020 New Orleans (GS vs. Louisiana Tech)
 2019 Cure (GS vs. Liberty)

PLAYER

1990 **NCAA I-AA National Champions** (GS)
 1989 **NCAA I-AA National Champions** (GS)
 1988 **NCAA I-AA National Runner-Up** (GS)

PROMINENT PUPILS

Eric Berry (S): Kansas City Chiefs
 Channing Crowder (LB): Miami Dolphins
 Sean Dillard (WR): Washington Redskins
 Travis Harris (LB): Tennessee Titans
 Efre Hill (WR): Carolina Panthers
 Joshua Holsey (CB): Washington Redskins
 Terrance Parks (LB): Kansas City Chiefs
 NaJee Thompson (CB): Minnesota Vikings
 Kindle Vildor (CB): Chicago Bears
 Rokevious Watkins (OL): St. Louis Rams
 Ken Webster (CB): New England Patriots



The Whitley Family: Coach Kevin Whitley and his wife, Star, along with (l-r): Camryn and Avery.

BRANDON BAILEY

DEFENSIVE COORDINATOR/LINEBACKERS // FIRST SEASON



Georgia Southern alum Brandon Bailey serves as the defensive coordinator and linebackers coach for the Eagle football program. He came to Statesboro after a successful debut season as a defensive coordinator and safeties coach for the University of Buffalo.

Bailey, the youngest defensive coordinator in the FBS in 2022, led a UB defense that ranked fourth in the MAC in scoring. Buffalo forced 28 turnovers on the season, over twice as many as the previous year, and the Bulls finished second in the FBS with 15 fumbles recovered and tied for the league lead in interceptions with 13. The 28 takeaways were the seventh-most in the country. Safety Marcus Fuqua tied for the national lead in interceptions with seven en route to being named to the Associated Press All-America Third Team, becoming just the third UB player to be named an AP All-American in the Bulls' FBS era.

Three members of Buffalo's defense were named All-MAC, including linebacker Shaun Dolac who was a first-team selection after totaling 147 tackles, third in program history for a single season. He led the nation with a school-record 97 solo stops. Bailey helped lead the Bulls to a victory over Georgia Southern in the Camellia Bowl for UB's third bowl win in program history.

Prior to arriving at UB, Bailey spent three seasons as a defensive assistant at Texas A&M, working with defensive coordinator Mike Elko who was later hired as Duke's head coach.

Bailey was part of a staff whose defense was not only one of the best in the SEC but also nationally. Each of his last two seasons at Texas A&M, the Aggies ranked third in the SEC in total defense. In 2021, Texas A&M ranked 14th in the nation in total defense.

In 2020, the Aggies went 9-1 and defeated North Carolina in the Capital One Orange Bowl. Texas A&M finished ranked fourth in the nation that season. In 2021, Texas A&M went 8-4 and was selected to play in the TaxSlayer Gator Bowl. However due to COVID protocol they were unable to participate in the game. The Aggies went 8-5 in 2019 and defeated Oklahoma State in the Texas Bowl.

Prior to Texas A&M, Bailey served as defensive backs coach at Arkansas-Monticello in 2018. He was the defensive play caller for the final seven games of the season. The Boll Weevils went 5-2 over that seven-game stretch.

In 2017, he served as co-defensive coordinator and linebackers coach at Richmond Hill High School in Georgia. Bailey spent one season as a defensive graduate assistant at Tulane in 2016.

Bailey graduated Cum Laude from Georgia Southern University in May 2016, where he received his bachelor's degree in health and physical education. He worked with the Eagle football program as a student assistant while attending school.

He is married to the former C.C. Rohrer of Statesboro, Georgia. They have a daughter, Brighton Carolyn.



THE BAILEY FILE

PERSONAL

Hometown: Perry, Ga.
 Born: Aug. 19, 1994 in Macon, Ga.
 College: Georgia Southern (2016)
 Family: wife, C.C.; daughter, Brighton Carolyn

COACHING EXPERIENCE

2023- Georgia Southern (DC/linebackers)
 2022 Buffalo (DC/defensive backs)
 2020 Texas A&M (defensive analyst)
 2019-20 Texas A&M (G.A.)
 2018 Arkansas-Monticello (defensive backs)
 2017 Richmond Hill (Ga.) HS (Co-DC/LBs)
 2016 Tulane (G.A.)

COLLEGE BOWL EXPERIENCE

2022 Camellia (UB vs. Georgia Southern)
 2021 Gator (Texas A&M; canceled due to COVID)
 2020 Orange (Texas A&M vs. North Carolina)
 2019 Texas (Texas A&M vs. Oklahoma State)

PROMINENT PUPILS

Marcus Fuqua (LB) - Buffalo All-American



The Bailey Family: Coach Brandon Bailey and his wife, C.C., along with Brighton Carolyn.

BRYAN ELLIS

OFFENSIVE COORDINATOR/QUARTERBACKS // SECOND SEASON



Bryan Ellis serves as the offensive coordinator and quarterbacks coach for Georgia Southern, a position he assumed starting for the 2022 season. Ellis came to Statesboro after working with a record-setting offense at Western Kentucky the previous three seasons.

The 2022 season was a record-breaking one for Ellis as he transformed the Eagle offense into an aerial threat. Georgia Southern broke just about every passing record under all-conference quarterback Kyle Vantreese, who finished the year with 4,253 passing yards and 27 touchdowns. Three receivers had over 700 yards apiece and the ground game churned out 23 touchdowns.

Prior to his new role at Georgia Southern, Ellis returned to WKU for his second stint with the Hilltoppers and served as the co-offensive coordinator and inside receivers coach for a Hilltopper team that put up record numbers in 2021 en route to a Conference USA championship game appearance and a win in the Boca Raton Bowl. WKU ranked second in FBS with 44.2 points per game, and was second in total offense at 535.3 yards per game. WKU led the nation with 433.7 passing yards per game and had 92 passing plays of 20-plus yards with 24 of those going for touchdowns. Ellis tutored wide receiver Jerreth Sterns who was named a semifinalist for the Biletnikoff Award and an All-American after finishing the season with 150 receptions for 1,902 yards and 17 touchdowns.

Ellis was offensive coordinator and quarterbacks coach during the 2020 and 2019 seasons. In 2020, graduate transfer quarterback Tyrrell Pigrome started 10 games for the Hilltoppers and set the program's all-time record with 279 consecutive pass attempts without an interception. In 2019, Ellis helped the Hilltoppers improve their offensive production from the year prior in almost every category.

In 2018, Ellis was the quarterbacks coach at USC under current Eagle head coach Clay Helton where he was tasked with developing the successor to Sam Darnold, the No. 3 overall draft pick in the 2017 NFL Draft. During the 2018 season, Ellis navigated the development of true freshman JT Daniels, just the second true freshman to start a season opener for the Trojans in program history. Under Ellis' direction, Daniels became the first USC true freshman to throw for 300-plus yards since Matt Barkley in 2009.

Prior to his bump to a full-time role with the Trojans, Ellis assisted Helton in the quarterbacks' room where the duo worked together with Darnold during the 2017 campaign. That season, Darnold set school record marks for passing yards and total offense as well as most 200-yard (13) and 300-yard (8) passing games.

Ellis previously coached wide receivers (2016) and running backs (2015) during his first tour of duty with the Hilltoppers. Ellis went

to WKU as an offensive quality control assistant in 2014 where he assisted in developing the quarterbacks.

Ellis' previous work at WKU was vast as he worked with three different position groups on the offensive side of the ball, culminating with stepping into the offensive coordinator's role for the 2016 Boca Raton Bowl. With Ellis calling the shots, the Hilltoppers piled up 598 yards of total offense.

In his wide receiver room that season, Ellis' two primary pupils, Taywan Taylor and Nicholas Norris, capped their careers as the then-Nos. 1 and No. 2 wideouts in school history. WKU's offense was the first in FBS history to have a 4,000-yard receiver, a 4,000-yard rusher, and a 3,000-yard receiver on the same roster. Taylor's 2016 campaign, which preceded his selection in the third round of the 2017 NFL Draft as the second-highest pick in school history.

In his first year as a full-time assistant in 2015, Ellis inherited a bevy of talented, experienced running backs, including a senior leader in Leon Allen who had rushed for over 1,500 yards the previous season. Three games in, however, Ellis was charged with replacing Allen who suffered a season-ending knee injury. WKU's running backs responded by producing a sixth-straight 1,000-yard rusher in Anthony Wales and an All-Freshman running back in D'Andre Ferby, the league's top one-two combo in the back field.

Ellis went to Western Kentucky in 2014 to serve as an offensive quality control coach, where he assisted Helton - then the offensive coordinator and quarterbacks coach - with the development of the Hilltopper signal callers. That year was the beginning of WKU's transition into one of the nation's top passing offenses as quarterback Brandon Doughty led the FBS in passing yards and touchdowns in what was his senior year.

Ellis enjoyed a stellar prep and collegiate career as a quarterback at UAB where he spent the 2013 season in a similar capacity for the Blazers.

In 2010, Ellis had nine starts at quarterback for the Blazers with 2,940 passing yards and 25 touchdowns in 11 total games. After his playing career was done, Ellis transitioned to a graduate assistant coaching role working with the quarterbacks for two seasons.

A Byron, Georgia, native, he had an outstanding prep career at Peach County High and was tabbed the Atlanta Journal-Constitution AAA State Offensive Player of the Year. He passed for more than 3,600 and threw 31 touchdowns as a senior, leading his Trojans' squad to a 14-1 record and Class AAA State Championship.

Ellis is married to the former Janie Cox, and the couple has a daughter, Zoey, and a son, Cade.



THE ELLIS FILE

PERSONAL

Hometown: Byron, Ga.
Born: Sept. 13, 1988 in Macon, Ga.
College: UAB (2011)
Family: wife, Janie;
daughter, Zoey; son, Cade

PLAYING EXPERIENCE

UAB (2007-11)

COACHING EXPERIENCE

2022- Georgia Southern (OC/quarterbacks)
2021 W. Kentucky (Co-OC/inside receivers)
2019-20 W. Kentucky (OC/quarterbacks)
2018 USC (quarterbacks)
2017 USC (offensive assistant)
2016 W. Kentucky (passing game coord./WRs)
2015 W. Kentucky (running backs)
2014 W. Kentucky (offensive quality control)
2012-13 UAB (G.A.)

COLLEGE BOWL EXPERIENCE

COACH

2022 Camellia (GS vs. Buffalo)
2021 Boca Raton (WKU vs. App State) *
2020 LendingTree (WKU vs. Georgia State)
2019 First Responder (WKU vs. W. Michigan)
2017 Cotton (USC vs. Ohio State)
2016 Boca Raton (WKU vs. Memphis)
2015 Miami Beach (WKU vs. South Florida)
2014 Bahamas (WKU vs. Central Michigan)

* - departed school before bowl game

PROMINENT PUPILS

Sam Darnold (QB) - Carolina Panthers
Brandon Doughty (QB) - Miami Dolphins
Forrest Lamp (OL) - New Orleans Saints
Jerreth Sterns (WR) - Los Angeles Rams
Taywan Taylor (WR) - Cleveland Browns



The Ellis Family: Coach Bryan Ellis and his wife, Janie, along with (l-r): Zoe and Cade.

RYAN APLIN

TIGHT ENDS/INSIDE RECEIVERS/PASS GAME COORDINATOR // SECOND SEASON



Two-time Sun Belt Conference Student-Athlete of the Year Ryan Aplin is in his second year as at Georgia Southern. Aplin, who most recently spent the 2021 season as the running backs coach at Arkansas State, coaches the tight ends and inside receivers and is the pass game coordinator for Clay Helton's offensive staff.

The 2022 season was a record-breaking one for Aplin as he helped transform the Eagle offense into an aerial threat. Georgia Southern broke just about every passing record under all-conference quarterback Kyle Vantreese, who finished the year with 4,253 passing yards and 27 touchdowns. Three receivers had over 700 yards apiece, including inside receiver Khaleb Hood who broke the school's single-season receptions (87) and yardage (925) marks.

At Arkansas State, where he led the Red Wolves to conference titles in 2011 and 2012 as a player, he coached the running backs in 2021. Prior to returning to his alma mater, he was the co-offensive coordinator and running backs coach at Western Kentucky.

Following his playing career at A-State, Aplin made coaching stops at Auburn (2014-15), North Alabama (2016, 2018-19), UT Chattanooga (2018-19), WKU (2020) and Arkansas State (2021).

Aplin's lone season with the Hilltoppers saw him help lead the program to an appearance in the LendingTree Bowl while serving as co-offensive coordinator and running backs coach.

Prior to WKU, Aplin was North Alabama's offensive coordinator and quarterbacks coach in 2018 and 2019. In his final season, UNA averaged 285 passing yards per game as the team eclipsed the 3,000-yard mark over the 11-game season. Quarterback Christian Lopez targeted many different options with four different wide receivers posting at least 25 receptions, 550 yards and two touchdowns.

North Alabama assembled a 7-3 record in the program's first season competing at the Football Championship Subdivision (FCS) level in 2018, the first year of Aplin's second stint with program. The Lions mastered four fourth-quarter come-from-behind wins, while the team set a school record with the fewest turnovers in a season in school history with just nine. Lopez also set a school individual record by throwing 253 consecutive passes without an interception.

Aplin was previously North Alabama's wide receivers coach in 2016, then took a position as the wide receivers coach at Tennessee-Chattanooga in 2017. The Lions' 2016 campaign saw them compile an 11-2 record, claim the Gulf South Conference and Super Region 2 championships and advance to the NCAA Division II National Championship game.

Prior to his first stop at UNA, Aplin served as a graduate assistant coach at Auburn for two years from 2014-15 while earning a master's degree in adult education. He spent the 2013 season as a football offensive intern at Ole Miss.

A Tampa, Florida, native, Aplin was twice named the Sun Belt Conference Player of the Year in 2011 and 2012 when the Red Wolves won back-to-back league titles. The three-time first-team all-conference player was also MVP of the 2013 GoDaddy Bowl. The former quarterback still holds the school records for career total offense (12,514 yards), completions (906) and passing yards (10,758), while his 67 touchdown passes stand as the second most.

Aplin earned his bachelor's degree in exercise science from Arkansas State University in 2012. He is married to the former Victoria Price of Fleming Island, Florida, and they have two sons, Maverick and Hawkins, and two daughters, Naomi and Ivy.



THE APLIN FILE

PERSONAL

Hometown: Tampa, Fla.
 Born: May 8, 1990 in Tampa, Fla.
 College: Arkansas State (2012); Auburn (2015)
 Family: wife, Victoria; sons, Maverick, Hawkins; daughters, Naomi, Ivy

PLAYING EXPERIENCE

Arkansas State (2008-12)

COACHING EXPERIENCE

2022- Georgia Southern (TEs/inside WRs/pass game coord.)
 2021 Arkansas State (RBs)
 2020 Western Kentucky (co-OC/RBs)
 2018-19 North Alabama (OC/QBs)
 2017 Chattanooga (WRs)
 2016 North Alabama (WRs)
 2014-15 Auburn (G.A.)
 2013 Ole Miss (offensive intern)

COLLEGE BOWL EXPERIENCE

COACH

2022 Camellia (GS vs. Buffalo)
 2020 LendingTree (WKU vs. Georgia State)
 2016 **NCAA D2 National Runner-Up** (UNA)
 2015 Birmingham (Auburn vs. Memphis)
 2014 Outback (Auburn vs. Wisconsin)

PLAYER

2012 GoDaddy.com (A-State vs. Kent State)
 2011 GoDaddy.com (A-State vs. N. Illinois)

PROMINENT PUPILS

Sammie Coates (WR): Pittsburgh Steelers
 Evan Ingram (TE): Jacksonville Jaguars
 Ricardo Louis (WR): Cleveland Browns
 Nick Marshall (QB): Jacksonville Jaguars
 La'Quan Treadwell (WR): Jacksonville Jaguars
 CJ Uzomah (TE): New York Jets
 Bo Wallace (QB): Kansas City Chiefs



The Aplin Family: Coach Ryan Aplin and his wife, Victoria, along with (l-r): Ivy, Maverick, Hawkins and Naomi.

DARIUS EUBANKS

SAFETIES & NICKELS // FIRST SEASON

Darius Eubanks, a Georgia Southern alum and a former outside linebacker in the NFL, serves as the safeties and nickelbacks coach for the Eagle football program. He returns to Statesboro after stops at Liberty and Georgia State during his early coaching career.

In 2022, Eubanks was part of the Liberty staff that led the Flames to an 8-5 record, including an appearance in the Boca Raton Bowl. As the defensive backs coach, Eubanks helped mentor Robert Rahimi, who was 11th in the country with five interceptions.

The Flames finished 14th in the FBS in turnovers gained, 22nd in interceptions, 23rd in passing efficiency defense and 35th in total defense.

Eubanks coached at Georgia State in 2021, helping the Panthers to an 8-5 record, including a win over 51-20 win over Ball State in the Camellia Bowl. The Panthers ranked No. 15 in the country in tackles for a loss (7.1 per game) and No. 23 in sacks (2.92). Georgia State had 10 interceptions in 2021 and ranked No. 30 nationally in turnovers gained (21).

While at Georgia State, safety Antavious Lane was a first-team All-Sun Belt honoree after finishing the year fourth in the country in interceptions with five.

Prior to his stint in Atlanta, Eubanks spent three seasons (2018-20) on the defensive staff at Samford under former Eagle head coach Chris Hatcher but landed at Georgia State from Western Carolina, where he was hired in the spring of 2021 as co-defensive coordinator and safeties coach.



At Samford, Eubanks coached the safeties for two seasons (2018-19) and then served as the defensive backs coach and assistant special teams coordinator in the 2020 season that was played in spring of 2021 due to COVID.

Under Eubanks' coaching, Samford's Chris Edmonds earned All-America honors and was a first-team All-Southern Conference selection after ranking second nationally in the FCS in interceptions with four.

Eubanks began his coaching career as the defensive line graduate assistant at Arkansas in 2017.

Following a stellar career at Georgia Southern, Eubanks signed with the Minnesota Vikings as a free agent in 2013. He spent his NFL career (2013-16) with the Cleveland Browns, Dallas Cowboys and Tampa Bay Buccaneers.

A four-year starter at linebacker and defensive back at Georgia Southern (2009-12), Eubanks started 50 of 52 games played for the Eagles. He totaled 260 tackles, including 12.5 for loss, recorded four interceptions and broke up 18 passes during his career. The Eagles made it to the FCS semifinals in his final three seasons.

Eubanks ranked in the top five on the team in total tackles every season with a career-best 77 as a senior in 2013 en route to First-Team All-Southern Conference honors from the league's head coaches.

A native of Thomson, Georgia, Eubanks earned his bachelor's in sport management from Georgia Southern in 2013.



THE EUBANKS FILE

PERSONAL

Hometown: Thomson, Ga.
 Born: July 12, 1991 in Fort Knox, Ky.
 College: Georgia Southern (2013)

PLAYING EXPERIENCE

Georgia Southern (2009-12)
 Minnesota Vikings (2013)
 Cleveland Browns (2013-2015)
 Dallas Cowboys (2015)
 Tampa Bay Buccaneers (2016)

COACHING EXPERIENCE

2023- Georgia Southern (safeties & nickels)
 2022 Liberty (defensive backs)
 2021 Georgia State (safeties)
 2021 (spring) Samford (DBs/asst. special teams coord.)
 2018-19 Samford (safeties)
 2017 Arkansas (defensive line G.A.)

COLLEGE BOWL/PLAYOFF EXPERIENCE

COACH
 2022 Boca Raton (Liberty vs. Toledo)
 2021 Camellia (Georgia State vs. Ball State)

PLAYER
 2012 FCS Semifinals (Georgia Southern)
 2011 FCS Semifinals (Georgia Southern)
 2010 FCS Semifinals (Georgia Southern)

PROMINENT PUPILS

McTelvin Agim (DL) - Indianapolis Colts
 Chris Edmonds (DB) - Samford All-American
 Armon Watts (DL) - Chicago Bears



Coach Darius Eubanks his girlfriend, Kiana Lalau.

BJ JOHNSON

WIDE RECEIVERS // FIRST SEASON



BJ Johnson, who was one of the best wide receivers ever to play at Georgia Southern, serves as the wide receivers coach for the Eagle football program, a position he assumed for the 2023 season. He comes to Statesboro after one season as an assistant coach at Gardner-Webb, taking over responsibility for the team's receivers in February 2022.

In his year at G-W, Johnson helped lead the Runnin' Bulldogs to the program's first title in 19 seasons as they advanced to the second round of the FCS Playoffs. A pair of Johnson's receivers - TJ Luther and Cutrell Haywood - were both named first-team All-Big South honors while Luther was named a third-team All-American by Phil Steele.

Luther flourished under Johnson, hauling in 63 passes for 1,166 yards and eight touchdowns in 13 games – averaging 18.5 yards per reception. He had seven games with at least 100 yards receiving in 2022, paced by a five-catch, 188-yard outing at Coastal Carolina.

Luther, who is only the third receiver in the program's Division I era to post a 1,000-yard season, accepted an invitation to play in the prestigious NFLPA Collegiate Bowl in advance of the NFL Draft.

Haywood had a career-best year as well, catching 78 passes for 775 yards and seven touchdowns. He led the Big South in receptions and posted six of his seven touchdowns against Big South opposition.

Prior to his stint at Gardner-Webb staff, Johnson spent a season on the sidelines at Texas Tech, where he spent one year as an offensive graduate assistant with the Red Raiders' inside receivers and tight ends.

The Woodruff, South Carolina, native was part of an offensive staff that helped the program to seven wins and a 34-7 win over

Mississippi State in the Liberty Bowl last season. Texas Tech averaged 416.4 yards of total offense per game and scored 30.3 points per game.

Johnson spent the 2020 season in the PAC-12 at Colorado, serving as a defensive graduate assistant. He helped the Buffaloes to a 4-2 record and a berth in the Valero Alamo Bowl during his time in Boulder.

Prior to his move to the FBS ranks, Johnson spent the 2019 season at Division II Savannah State as the receivers coach. Johnson helped the Tigers to a 7-3 mark, which was the program's first winning campaign in 22 years. Savannah State finished the 2019 season with a perfect 5-0 mark in the SIAC.

Johnson was a volunteer coach at Woodruff (S.C.) High, his alma mater, after a strong college career at Georgia Southern.

As a receiver for the Eagles, caught 93 balls for 1,338 yards and six touchdowns from 2013-2016, averaging 14.4 yards per catch for the Eagles. He helped Georgia Southern to a 2015 GoDaddy Bowl win over Bowling Green and was voted to the program's 40th Anniversary Team as one of the four receivers to make the squad. He graduated with a degree in sport management from Georgia Southern in May of 2016.

After his college career, Johnson signed a free agent deal with the San Francisco 49ers and made the team before a hamstring injury on the first week of the 2017 regular season cut his career short.

Johnson played prep football at Woodruff High, earning all-state honors twice after catching 165 passes for 2,780 yards and 30 touchdowns during a stellar career.



THE JOHNSON FILE

PERSONAL

Hometown: Woodruff, S.C.
 Born: Feb. 22, 1993 in Greenville, S.C.
 College: Georgia Southern (2016)

PLAYING EXPERIENCE

Georgia Southern (2013-16)
 San Francisco 49ers (2017)

COACHING EXPERIENCE

2023- Georgia Southern (wide receivers)
 2022 Gardner-Webb (wide receivers)
 2021 Texas Tech (G.A.)
 2020 Colorado (G.A.)
 2019 Savannah State (wide receivers)

COLLEGE BOWL/POSTSEASON EXPERIENCE

COACH
 2022 FCS Second Round (Gardner-Webb)
 2021 Liberty (Texas Tech vs. Mississippi State)
 2020 Alamo (Colorado vs. Texas)

PLAYER

2015 GoDaddy (GS vs. Bowling Green)
 2012 FCS Semifinals (Georgia Southern)

PROMINENT PUPILS

TJ Luther (WR) - FCS All-American at G-W



TAYLOR REED

RUNNING BACKS // FIRST SEASON



Taylor Reed, who has coaching experience at three Power 5 programs, serves as the running backs coach for Georgia Southern. He joined the staff in January of 2023 after spending two seasons with the Illinois football program.

Reed was elevated to an offensive analyst for the Illini in 2022 after serving as an offensive graduate assistant in 2021 when he helped Illinois to a pair of road, ranked wins. The Illini won at No. 7 Penn State in nine overtimes, the longest game in college football history, and won at No. 20 Minnesota, the program's first win over a College Football Playoff-ranked opponent.

In 2022, running back Chase Brown led the nation with 1,643 rushing yards and scored 10 touchdowns, and quarterback Tommy DeVito threw for 2,650 yards and 15 touchdowns against just four interceptions. Brown became the first Doak Walker Award finalist in program history and was named an All-American by almost every outlet. DeVito set a program record with a 69.6 percent completion rate, which was the fourth best in the FBS. Illinois was the only team in the country with a 1,500-yard rusher and a receiver with 80 catches.

Before arriving at Illinois, Reed spent the previous two seasons at Auburn as an offensive graduate assistant, working primarily with

wide receivers and helping Auburn to the Citrus Bowl and Outback Bowl berths.

Reed initially coached under Bret Bielema at Arkansas from 2016-17, working primarily with the quarterbacks. At Arkansas, Reed helped coach Austin Allen, the SEC's top passer in 2016, who threw for 3,430 yards, including a league-best 2,291 yards in SEC play, and totaled 25 touchdown passes.

Reed joined the Razorbacks after lettering at Central Arkansas at quarterback from 2013-15, where he threw for 1,809 yards and 14 touchdowns in 23 games over three seasons.

He began his college career in 2011 at Memphis, starting nine of 11 games and throwing for 1,690 yards and 10 touchdowns. Following that season, he transferred to Arkansas, sat out the 2012 season due to NCAA transfer rules, and then joined Central Arkansas in August 2013.

Reed rejoined Central Arkansas as running backs coach in 2018 before moving to Auburn from 2019-20.

A native of El Dorado, Arkansas, Reed graduated from Central Arkansas with a bachelor's degree in business administration. He and his wife, Shayne, married in July 2019. They are the parents of twin boys, William Bo and Tommy Fisher, who were born in 2022.



THE REED FILE

PERSONAL

Hometown: El Dorado, Ark.
 Born: July 16, 1992 in Memphis, Tenn.
 College: Central Arkansas (2015)
 Family: wife, Shayne;
 sons William Bo and Tommy Fisher

PLAYING EXPERIENCE

2011 Memphis
 2012 Arkansas
 2013-15 Central Arkansas

COACHING EXPERIENCE

2023- Georgia Southern (running backs)
 2022 Illinois (offensive analyst)
 2021 Illinois (G.A.)
 2019-20 Auburn (G.A.)
 2018 Central Arkansas (running backs)
 2016-17 Arkansas (G.A.)

COLLEGE BOWL/PLAYOFF EXPERIENCE

COACH
 2022 ReliaQuest (Illinois vs. Mississippi State)
 2020 Citrus (Auburn vs. Northwestern)
 2019 Outback (Auburn vs. Minnesota)
 2016 Belk (Arkansas vs. Virginia Tech)

PROMINENT PUPILS

Austin Allen (QB): Tampa Bay Buccaneers
 Chase Brown (RB): Cincinnati Bengals



The Reed Family: Coach Taylor Reed and his wife, Shayne, along with Bo and Tommy.

RIP ROWAN

DEFENSIVE LINE // SECOND SEASON



Elwyn "Rip" Rowan, who has deep roots in the state of Georgia and also has Power 5 coaching experience, serves as the defensive line coach for the Georgia Southern Eagles.

In his first year, Rowan inherited an experienced group on the edge, but had to rely on young players inside. The 2022 group was led by senior end Justin Ellis, who earned all-conference honors after posting 10.0 tackles for loss and 4.5 sacks.

Rowan spent the 2021 season as the defensive line coach at the University of Washington, working with one of the stingiest defenses in the country. The Huskies allowed just 22.7 points per game and averaged over five tackles per loss per game. The pressure his line generated helped lead to the success of the secondary, which led the FBS in the fewest passing yards allowed per game and was third in pass efficiency defense.

He went to the UW as a defensive analyst in March of 2019 and was named the Huskies' defensive line coach in February of 2021 after two seasons as an analyst.

Rowan was listed on 247Sports' "30 Under 30" listing of "rising stars" in college football in 2019.

A native of Marietta, Georgia, Rowan went to Washington after

serving as a graduate assistant coach at Florida Atlantic in 2017 and 2018.

After working as a history teacher and assistant football coach at Northwest High School in Clarksville, Tennessee, he began his college coaching career as a graduate assistant coach at Southern Miss in 2015 and 2016, where his attention was focused on the defensive line.

Rowan was named after his grandfather Elwyn P. "Rip" Rowan, who, according to his biography in the Tennessee Sports Hall of Fame, earned the nickname due to his ability to rip through defensive lines as a running back at Memphis' Central High School in the early 1940s. The original "Rip" played college football at both LSU and Army, served eight years as a second lieutenant, then earned acclaim as the color commentator for Ole Miss football. Bob Rowan — the original Rip's son and the second Rip's father — played at the University of Texas as well.

A four-year letterman defensive lineman and linebacker at Austin Peay, Rowan made the Dean's List numerous times and received his bachelor's degree in history and education in 2014. He earned a Master's degree from Southern Miss in 2016.



THE ROWAN FILE

PERSONAL

Hometown: Marietta, Ga.
 Born: July 2, 1991 in Marietta, Ga.
 College: Austin Peay (2014);
 Southern Miss (2016)

PLAYING EXPERIENCE

Austin Peay (2010-13)

COACHING EXPERIENCE

2022- Georgia Southern (defensive line)
 2021 Washington (defensive line)
 2019-20 Washington (defensive analyst)
 2017-18 Florida Atlantic (G.A.)
 2015-16 Southern Miss (G.A.)

COLLEGE BOWL EXPERIENCE

COACH

2022 Camellia (GS vs. Buffalo)
 2019 Las Vegas (Washington vs. Boise State)
 2017 Boca Raton (FAU vs. Akron)
 2015 Heart of Dallas (So. Miss vs. Washington)

PROMINENT PUPILS

Azeez Al-Shaair (OLB) - San Francisco 49ers
 Levi Onwuzurike (DE) - Detroit Lions
 Rashad Smith (LB) - Atlanta Falcons
 Joe Tryon-Shoyinka (OLB) - Tampa Bay Buccaneers



TURNER WEST

SPECIAL TEAMS COORDINATOR // SECOND SEASON



Turner West, who has experience coaching in the NFL, serves as the special teams coordinator for the Georgia Southern football program under head coach Clay Helton. He came to Statesboro after serving as the special teams coordinator and recruiting coordinator at The Citadel for the previous three seasons.

In 2022, Alex Raynor earned all-conference honors after leading the Sun Belt in scoring. The kicker with 18 of 20 on field goals and scored 103 points for the Eagles. Anthony Beck II averaged over 43 yards per punt and Georgia Southern was ranked as one of the best special teams units in the country.

In 2021, All-American punter Matt Campbell was selected first-team All-SoCon for the fourth time, while long snapper Steele Judy was named to the second team. Campbell averaged 44.2 yards on 45 punts as a senior with a long of 84 yards with 13 punts downed inside the 20-yard line and 12 punts going 50 yards or longer. Judy snapped on all punts and field goals without a bad snap. He was also credited with a tackle.

In his first year with the Bulldogs, West mentored one of the most experienced and consistent special teams units in the country. The Bulldogs returned all key components of their unit, including All-American long snapper Patrick Keefe and Freshman All-American Matt Campbell.

The group proved to be one of the best in the FCS as they ranked sixth in net punting at 40.41 yards per punt. They also ranked 13th in punt return average at 4.0 yards per return. Individually, Campbell ranked eighth in punting at 44.1 yards per punt. He now owns two of the top three single-season punt averages in school history.

Kicker Jacob Godek converted all 43 of his extra points in 2019,

while also hitting on eight field goals. He ended his career as the school's all-time leader with 113 extra points, including ending his career by making 105 straight.

The Bulldog punt block unit blocked a pair of punts on the season, both coming against Elon. Sean-Thomas Faulkner blocked both punts in the game to earn Southern Conference Special Teams Player of the Week honors.

His most important kick came in overtime when he hit from 37-yards out to give the Bulldogs a 27-24 overtime victory over Georgia Tech.

West joined the Bulldogs after spending the previous season as the linebackers coach at Austin Peay.

Prior to his time with the Governors, West spent four seasons as a defensive assistant with the Dallas Cowboys.

While with the Cowboys, West worked with passing game coordinator/linebackers coach Matt Eberflus, where he assisted with the development of the linebackers. His star pupil during his time in Dallas was Sean Lee, one of the top linebackers in the NFL. In 2016, Lee recorded career highs with 174 tackles and 12 tackles for loss. He was named All-Pro and earned his second consecutive Pro Bowl nod.

West went to the NFL after spending two years as a graduate assistant working with the quarterbacks and wide receivers at Middle Tennessee.

He began his coaching career as an intern at UAB in 2011 before going on to spend a semester as a volunteer assistant at Samford. West played wide receiver at Memphis for his father, head coach Tommy West. He received his degree in interdisciplinary studies in 2011.



THE WEST FILE

PERSONAL

Hometown: Memphis, Tenn.
 Born: Dec. 19, 1987 in Greenville, S.C.
 College: Memphis (2011)

PLAYING EXPERIENCE

Memphis (2006-09)

COACHING EXPERIENCE

2022- Georgia Southern (special teams coord.)
 2019-21 The Citadel (special teams/recruiting coord.)
 2018 Austin Peay (linebackers)
 2014-17 Dallas Cowboys (assistant linebackers)
 2012-13 Middle Tennessee (G.A.)
 2012 Samford (volunteer assistant)
 2011 UAB (intern)

COLLEGE BOWL/NFL POSTSEASON EXPERIENCE

COACH

2022 Camellia (GS vs. Buffalo)
 2016 NFL Playoffs (Dallas Cowboys)
 2014 NFL Playoffs (Dallas Cowboys)
 2013 Armed Forces (MT vs. Navy)

PLAYER

2008 St. Petersburg (Memphis vs. USF)
 2007 New Orleans (Memphis vs. FAU)

PROMINENT PUPILS

Sean Lee (LB): All-Pro linebacker, Dallas Cowboys
 Jaylon Smith: Pro Bowl linebacker, Dallas Cowboys
 Rolando McClain: 1st round draft pick, Dallas Cowboys
 Anthony Hitchens: 4th round draft pick, Dallas Cowboys
 Matt Campbell: 4-time FCS All-American (P), The Citadel



Coach Turner West his girlfriend, Sarah Bellamy.

TJ WOODS

OFFENSIVE LINE/RUN GAME COORDINATOR // FIRST SEASON



TJ Woods, who has 20 years of collegiate coaching experience, serves as the offensive line coach and run game coordinator for the Georgia Southern offense. Woods comes to Statesboro after two seasons as the UNLV offensive line coach where he added the title of co-offensive coordinator in 2022.

From 2021 to 2022, when Woods was the co-coordinator, the Rebels averaged nearly six more points per game. He mentored center Leif Fautanu to all-conference honors as the Rebels scored 18 rushing touchdowns and produced a 1,000-yard rusher for the second consecutive season.

Prior to UNLV, Woods was Utah State's offensive line coach in 2019, where he helped four offensive players earn all-Mountain West honors. Furthermore, USU's offense set school records in passes completed (315) and attempted (504), while its 3,628 passing yards are the second-most.

Before returning to Utah State, Woods spent the 2018 season as the line coach at Western Kentucky. From the 2017 to 2018 season, Western Kentucky's rushing yards per game improved by 75.98, eighth-best nationally, and its yards per carry increased by 1.72, fifth-best nationally. Furthermore, WKU allowed 16 fewer sacks in 2018 as compared to 2017, the 10th-best improvement in the nation.

The move to WKU followed a three-year stint at Oregon State, where he coached four linemen to All-PAC-12 honors and saw two of his linemen - Sean Harlow (Atlanta Falcons 2017 fourth round) and Isaac Seumalo (Philadelphia Eagles 2016 third round) - drafted into the NFL. Under Woods' direction, the Oregon State offense carried the ball for a school-record 5.2 yards per carry in 2016. Furthermore, seven of his offensive linemen were named to the PAC-12 Conference All-Academic team during his time in Corvallis.

Prior to Oregon State, Woods served as the offensive line coach at Wisconsin, where his group helped block for running back Melvin Gordon in 2014, when he won the Doak Walker Award and was a Heisman Trophy finalist. That season, Gordon rushed for 2,587 yards, second-most in a single season in FBS history, and set then-FBS single-game rushing record with 408 yards.

Behind Woods' offensive line, Gordon and fellow running back Corey Clement set the NCAA record for rushing by two backs with 3,536 yards. That 2014 season also saw the Badger offensive front set

a school record for fewest sacks allowed with 13, as well as a Big Ten Conference record with 4,482 net rushing yards.

In his first season with Wisconsin in 2013, the Badgers set a then-school record with 3,689 rushing yards, to go along with a school record 450.8 yards per game of total offense. With Woods' offensive line leading the way, Gordon and fellow running back James White became the first running backs in NCAA history to each eclipse 1,400 rushing yards in the same season.

In all, Woods mentored seven All-Big Ten players at Wisconsin, including four All-Americans, highlighted by Rob Havenstein, who was selected by the Los Angeles Rams in the second round of the 2015 NFL Draft.

Before Wisconsin, Woods spent four years at Utah State (2009-12), including the final two directing the offensive line. The Aggies rewrote the offensive record books by setting then-school records for total offense in consecutive seasons, concluding with 6,108 yards in 2012.

Woods coached five players to All-Western Athletic Conference honors, including Tyler Larsen and Philip Gapelu in 2011. Larsen, who earned second-team All-America honors as a senior in 2013, is now a six-year NFL veteran having spent the past four seasons with the Carolina Panthers.

A former player at Azusa Pacific (2001-02) as well as Iowa State and Citrus Junior College, where he earned NJCAA All-American honors in 1999, Woods got his coaching start as a graduate assistant at Azusa Pacific in 2003.

After a two-year run as the school's tight ends coach, where he coached Ricky Burgan to NAIA All-American honors, he spent a season coaching the offensive line at Citrus before going to New Mexico for two seasons to serve as a graduate assistant on the offensive line. Offensive lineman Eric Cook was drafted by the Washington Redskins in the seventh round of the 2010 NFL Draft, while Byron Bell was named a freshman All-American in 2008.

A 2002 graduate from Azusa Pacific with a business degree, Woods continued to pursue his education and earned his Master's in physical education from Azusa Pacific in 2005.

Woods and his wife Kelly have two daughters, Madison and McKenzie.



THE WOODS FILE

PERSONAL

Hometown: San Dimas, Calif.
 Born: Dec. 2, 1980 in Upland, Calif.
 College: Azusa Pacific (2002; 2005)
 Family: wife, Kelly; daughters, Madison, McKenzie

PLAYING EXPERIENCE

Azusa Pacific (2001-02); Iowa State (2000); Citrus JC (1999)

COACHING EXPERIENCE

2023- Georgia Southern (OL/run game coord.)
 2022 UNLV (offensive line/Co-OC)
 2021 UNLV (offensive line)
 2019 Utah State (offensive line)
 2018 Western Kentucky (offensive line)
 2017 Oregon State (OL/run game coordinator)
 2016 Oregon State (offensive line/TE/Co-OC)
 2015 Oregon State (offensive line)
 2013-14 Wisconsin (offensive line)
 2011-12 Utah State (offensive line)
 2009-10 Utah State (tight ends/special teams)
 2007-08 New Mexico (G.A.)
 2006 Citrus JC (OL/run game coordinator)
 2004-05 Azusa Pacific (tight ends)
 2003 Azusa Pacific (G.A.)

COLLEGE BOWL/POSTSEASON EXPERIENCE

COACH
 2019 Frisco (Utah State vs. Kent State)
 2014 Outback (Wisconsin vs. Auburn)
 2013 Capital One (Wisconsin vs. South Carolina)
 2012 Idaho Potato (Utah State vs. Toledo)
 2011 Idaho Potato (Utah State vs. Ohio)
 2007 New Mexico (New Mexico vs. Nevada)
 2005 NAIA Championship Series (Azusa Pacific)
 2004 NAIA Championship Series (Azusa Pacific)
 2003 NAIA Championship Series (Azusa Pacific)

PLAYER

2000 Insight.com (Iowa State vs. Pitt)

PROMINENT PUPILS

Byron Bell (OL) - Carolina Panthers
 Beau Benzschawel (OL) - Detroit Lions
 Blake Brandel (OL) - Minnesota Vikings
 Eric Cook (OL) - Washington Redskins
 Michael Deiter (OL) - Miami Dolphins
 Ryan Groy (OL) - Buffalo Bills
 Sean Harlow (OL) - Arizona Cardinals
 Rob Havenstein (OL) - Los Angeles Rams
 Tyler Larsen (OL) - Washington Commanders
 Tyler Marz (OL) - Carolina Panthers
 Isaac Seumalo (OL) - Philadelphia Eagles



The Woods Family: Coach TJ Woods and his wife, Kelly, along with Madison and McKenzie.

ROBERT STINER

HEAD STRENGTH & CONDITIONING COACH, FOOTBALL // SECOND SEASON

Robert Stiner, who helped Notre Dame to a pair of College Football Playoff appearances in three seasons and also has been on the strength & conditioning staffs at USC, Cincinnati, LSU and Mississippi State, serves as Georgia Southern's head strength & conditioning coach for football.

Stiner was the director of football sports performance with Clay Helton at USC in 2021 after serving as an assistant director of football strength and conditioning at Notre Dame for three seasons (2018-20). During his time there, the Irish went 33-5 and earned CFP berths in 2018 and 2019 while finishing fifth in the final AP poll both seasons. Notre Dame players had 47 top-10 placings in running, jumping and lifting drills over a two NFL Combine stretch, and eight of those were No. 1 finishes.

He spent 2017 at Cincinnati as an assistant director of football performance, helping set the foundation for the Bearcats' standout stretch that culminated with a berth in the CFP Playoff in 2021.

Stiner was an assistant strength and conditioning coach at Florida International in 2016 after serving as director of strength and conditioning at Central Arkansas for three years (2014-16). He was an assistant strength and conditioning coach at Mississippi State for the 2012 and 2013 seasons. He began his coaching career in 2008 as a volunteer assistant at Belhaven, his alma mater. He then served strength & conditioning internships at Valdosta State (2008), the U.S. Olympic Training Center (2009) and Baylor (2010). He was a strength & conditioning graduate assistant at Valdosta State from 2009-2011 and was a strength & conditioning intern at LSU from 2011-2012.



He is a certified strength and conditioning coach through the Collegiate Strength and Conditioning Coaches Association.

Stiner was a four-year (2004-07) starter at defensive end and a team captain at Belhaven, where he earned All-Mid-South honors in 2006 and 2007. He won Belhaven's Strength & Conditioning Athlete of the Year Award in 2007.

He received his bachelor's degree in sports administration from Belhaven in 2008 and a master's degree in health and physical education/fitness from Valdosta State in 2011.

Stiner has competed in amateur mixed martial arts (MMA) events.

He and his wife, Briana, have a daughter, Margaret.



MATT HASSAN

ASSISTANT A.D., FOOTBALL OPERATIONS // SECOND SEASON

Matt Hassan serves as the assistant athletics director for football operations at Georgia Southern, a position he started in January of 2022. He came to Statesboro after serving as the director of football operations at Troy football the previous two seasons.

Hassan is responsible for the day-to-day operations of the Eagle football program including team travel, meals, scheduling and controlling the program's budget.

Hassan moved to Troy for two seasons after working at Mercer for a year. There, he served as director of football operations and general manager. Hassan oversaw all the day-to-day organizational and operations aspects of the football program. He was in charge of maintaining all non-coaching activities including budget, team travel, special projects and Mercer's off-field personnel. He was the Bears' liaison to the university's administration and oversaw Mercer's recruiting operations -- official visits, game day recruiting and staff.

Hassan joined the Bears' staff after a three-year stint with Auburn's football staff, where he served as a defensive analyst for the 2018 season and as an operations assistant from 2016-18. Prior to Auburn, Hassan spent two seasons on the coaching staff at Concordia University Chicago, working with the running backs in 2014 and tutoring linebackers in 2015, as well as coordinating academics, video and social media. He was additionally the running backs coach at Alma College in 2013.

Hassan was one of 30 participants selected for the 2014 NCAA/AFCA Future Football Coaches Academy and is a Bronze Certified Coach through the National Coaches Education Program. Hassan ranks second among career rushers at North Park University in Chicago, where he was a two-year captain, three-time offensive MVP and an

All-CCIW running back in 2011 and 2012. He was vice-president of the North Park Student-Athlete Advisory Committee and received the CCIW Merle Chapman Leadership Award.

A product of Glen Ellyn, Illinois, where he was a football and wrestling letterman at Glenbard West High School, Hassan received his bachelor's degree in history and education from North Park in 2013 and a master's degree in sports management and leadership from Concordia in 2015. He is married to the former Anna Maria LaMantia, who played soccer at North Park while earning a degree in exercise science and received her PhD from Auburn in kinesiology.





RYAN SMITH
GENERAL MANAGER

Ryan Smith serves as the general manager of the Georgia Southern football program, giving head coach Clay Helton and the Eagles a key behind-the-scenes staffer for the program who concentrates on recruiting. Smith came to Statesboro after a season in the highly competitive Southeastern Conference as Auburn's director of player personnel. Before his time at Auburn, Smith had stints working under Mack Brown at North Carolina in the Atlantic Coast Conference and Gus Malzahn at Auburn in the SEC.

He was an offensive recruiting analyst with the Tar Heels for two seasons and spent the 2018 season as a personnel and operations assistant at Auburn. UNC's 2020 class ranked 13th nationally in the 247Sports Composite rankings, while the 2021 group finished 14th.

A 2015 graduate of Baylor, Smith began his career in 2017 at Angelo State, a Division II program, as an offensive quality control coach while also assisting with the program's quarterbacks. He then joined Malzahn's staff at Auburn the following season.



ADRIAN PETERSON
DIRECTOR OF STUDENT-ATHLETE DEVELOPMENT

College Football Hall of Famer Adrian Peterson and Georgia Southern alum serves as the director of student-athlete development for the Eagle football program. In his role, Peterson works closely with Student-Athlete Services to provide communication to the football staff on the academic progress of all 130-plus student-athletes on the team. He also serves as a mentor for many players as they navigate their way through college with the end goal of every player earning his degree. Peterson also has a heavy hand in on-campus recruiting, APR other areas to assigned by the head coach.

Perhaps the greatest player to ever suit up in Statesboro, Peterson's No. 3 jersey is retired at Georgia Southern and he still stands as the NCAA's Division I all-time leading rusher with 6,559 yards in regular-season contests. He is already a member of GS's Athletics Hall of Fame and was inducted into the College Football Hall of Fame in December.

The Alachua, Florida, native was a four-time All-American and was the first sophomore to win the Walter Payton Award, given to the top player in the FCS. He rushed for 100 or more yards in 48 consecutive games and at the time of graduation, held 30 school and playoff records. He was a sixth-round draft choice of the Chicago Bears in 2002 and was a Super Bowl XLI participant.



ANDY HARRIS
ASSISTANT A.D., EQUIPMENT OPERATIONS

Andy Harris was hired in September of 2020 and serves as the Assistant A.D. of Equipment Operations for Georgia Southern Athletics. He came to Statesboro after two years as the Director of Equipment Operations at Southern Illinois. Prior to his stint at SIU, Harris spent eight years working for the Golden Gophers at the University of Minnesota. Harris oversaw the equipment operations of all 15 sports at SIU. In his eight years at Minnesota, Harris was the Assistant Director of Football Equipment for seven of those years and spent one year working with five Olympic Sports.

Prior to joining the Golden Gophers, Harris spent seven years at Division III national power Wisconsin-Whitewater where he was a student manager for three years and Head Equipment Manager for four years. Harris, who graduated from UWW, was also Director of Football Operations for three years for the Warhawks. UWW won an NCAA National Championship in 2007 and 2009 and advanced to two other championship games. Harris spent the 2005-06 school year at the University of Arizona where he was an equipment intern. Harris and his wife, Emily, have a daughter, Reegan, and a son, Declan.



NICK SPARACIO
HEAD FOOTBALL ATHLETIC TRAINER

Nick Sparacio joined the Georgia Southern Athletics Department prior to the 2015-16 season and serves as the Associate Head Athletic Trainer and Head Football Athletic Trainer for the Eagles. Prior to the 2022 football season, Sparacio provided medical care for the Eagles men's basketball team for seven seasons. Aside from Georgia Southern, Sparacio has donned the Red, White, and Blue, as he was selected as the athletic trainer for the 2021 USA Basketball Junior National Team. Sparacio came to Statesboro from Nashville, Tennessee, where he spent a year at Vanderbilt, providing athletic training services for football and men's tennis.

Prior to his stint at Vandy, Sparacio spent two years as a graduate assistant at the University of Wisconsin working with men's soccer, before graduating with a Master's of Science in Kinesiology in 2014. He received his undergraduate degree from Iowa State University in kinesiology with an emphasis in athletic training. Sparacio is an active member of the National Athletic Trainers' Association, and is licensed in the state of Georgia. He has pursued leadership development and completed both Leadership Academy Certificates from the NATA and SEATA. He also holds a Corrective Exercise Specialist certification through the National Academy of Sports Medicine and is certified in myofascial decompression, dry needling, and blood flow restriction therapies.



ANDREW BEVILL
ASSISTANT DIRECTOR OF PLAYER PERSONNEL

Andrew Bevill serves as the assistant director of player personnel for the Georgia Southern football squad, a role he assumed in early 2022.

A Double Eagle from Georgia Southern University, Bevill has a Bachelor's in sport management and a Master's degree in coaching. First joining GS Athletics and the football program as a student in 2016 working in recruitment, film analysis, creative media and game day operations, Bevill was the Special Teams Analyst for the Eagles in 2021 after an intern stint with the University of Louisville under Head Coach Scott Satterfield.

Bevill's brother, Josh, graduated from Georgia Southern University and both of his parents, Leonard and Sandra, are Double Eagles as well. He married the former Taylor Brown in summer of 2023.



SAM MEDLOCK

ASSISTANT STRENGTH & CONDITIONING COACH

Sam Medlock serves as an assistant strength & conditioning coach for the Georgia Southern football program. He came to Statesboro after serving as an assistant director at South Alabama and as a graduate assistant strength and conditioning coach at Florida International for two seasons. During his time in that role, the Panthers appeared in back-to-back postseason bowl games after earning bids to the Makers Wanted Bahamas Bowl in 2018 and the Camellia Bowl a year ago; FIU finished 9-4, highlighted by a 6-2 record in Conference USA, his first fall working with the team.

In addition to working with the football team at FIU, Medlock also directed strength and conditioning programming for baseball, men's and women's soccer, men's and women's track and field, and women's tennis. He was a strength and conditioning intern at Cincinnati during the 2017 season, and has also served as an intern at Mississippi State and as an assistant coach at Stetson in the spring of 2018.

A four-year letterwinner as a long snapper at FIU, Medlock was named honorable mention all-conference following each of his last two seasons while also making the Conference USA Academic Honor Roll as a senior. After the conclusion of his playing career, he worked in the spring both as a student assistant coach and strength and conditioning intern before receiving his bachelor's degree in sports and fitness studies in 2017.



RACHEL COOPER

DIRECTOR OF FOOTBALL OPERATIONS

Rachel Cooper works with the Georgia Southern Football Operations Department as the director of football operations. She came to Statesboro in 2022 after a season as a graduate assistant working with linebackers and in football operations at UW-Whitewater. She was the first female member of the coaching staff in program history and helped lead Whitewater to a 13-1 record and a spot in the Division III national semifinals.

Cooper served as an administrative assistant for the program as an undergraduate student from 2017-21. She worked day to day in various roles in event coordination, recruiting, office management, travel logistics, communications and numerous other collaborations with the coaching staff.

Cooper, who grew up in Whitewater before moving to Munising, Michigan, with her family, graduated from UW-Whitewater in 2021 with a degree in general management and emphasis in managing sport programs. She also earned a certificate in experiential and sports marketing. She earned a master's in higher education leadership with emphasis in athletic administration at UW-W in 2022.



ASHLEY ALLENSTEIN

ASSISTANT ATHLETIC TRAINER

Ashley Allenstein serves as an assistant athletic trainer for the Eagle football team, a position she assumed in 2022. Allenstein came from Mercer University where she was an assistant director of sports medicine working primarily with football and beach volleyball, and an adjunct professor for the athletic training program. Prior to her experience at Mercer, she worked as an assistant athletic trainer at Southern Illinois University, and previous to that Waldorf University.

She received her bachelors degrees from the University of Northern Iowa in athletic training and sport psychology and then pursued her Master's of Science in athletic training from Texas State University. Allenstein holds certifications for basic life support, oxygen administration, IV, IASTM, cupping, dry needling, as well as being certified to teach CPR, AED, First Aid, and Basic Life support through the American Red Cross. She also served as a campus liaison for Sidelined USA. Allenstein is an Iowa native and is an active member of the National Athletic Trainers Association, licensed in the state of Georgia.




JARAE THURMOND

DIRECTOR OF PLAYER & RECRUITING RELATIONS

Jarae Thurmond joined the Georgia Southern support staff in 2022 after medical retirement from the U.S. Navy after 12 years of honorable service. Thurmond served onboard the USS Paul Hamilton (DDG 60), USS Hopper (DDG 70) and Submarine Training Facility SD where he was awarded Instructor of the Year (2020) and Sailor of the Year (2021) for his command. This was while serving as a coach at Sweetwater High School (San Diego, CA) for four years as the varsity running backs coach/wide receivers coach.

While with the Red Devils he coached three 1,000-yard rushers and was on staff of the first playoff winning team in over eight years at the school with back to back metro pacific league championships.

A native of Decatur, Georgia, Thurmond graduated from Grand Canyon University in 2019 with a bachelor's degree in sports management. He is the father to Journee, Gavin and Jorja.



ELIZA PETERSEN

DIRECTOR OF FOOTBALL NUTRITION

Eliza Petersen joined the Georgia Southern Athletic Department in August 2022 as the Director of Football Nutrition. Petersen came to Statesboro from Morehead City, North Carolina, where she worked in the outpatient setting from May 2021-July 2022. Prior to living in North Carolina, from January 2021-May 2021, she was the R.D. Intern for Olympic Sports at Clemson University. In this position, she primarily worked with the softball program.

Petersen obtained her Master's Degree in science of nutrition and completed her dietetic internship from Samford University in December 2020. Petersen completed her practicum for the dietetic internship at UNC Chapel Hill working for the football team. She graduated from Carson-Newman with a B.S. in foods, nutrition and dietetics and a minor in business administration in May 2019 where she swam at the collegiate level for four years.



KENNEDY JOERGER

DIRECTOR OF RECRUITING OPERATIONS

Kennedy Joerger joined the Georgia Southern Football staff in July of 2023 as the Director of On Campus Recruiting. She coordinates all official and unofficial visits, oversees the student recruiting staff, and develops strategic communication plans for the coaching staff.

Joerger is a 2023 graduate of Georgia Southern University. She worked in the football recruiting office as a student for four seasons while majoring in sport management.



DR. BRANDONN HARRIS

SPORT PSYCHOLOGIST

Dr. Brandon S. Harris, CMPC, is currently the program director and a tenured Associate Professor of Sport and Exercise Psychology at Georgia Southern University where he also serves as the Graduate Program Director for the Department of Health Sciences and Kinesiology. He is a current member of the Association for Applied Sport Psychology (AASP) and Division 47 of the American Psychological Association. He is a Certified Mental Performance Consultant (CMPC) and is also listed on the United States Olympic Committee (USOC) Sport Psychology Registry.

At Georgia Southern he teaches undergraduate and graduate courses in the areas of ethical issues in sport psychology, psychological aspects of peak performance, sport and exercise psychology interventions, team dynamics in sport, and supervises graduate students' practica and internships in sport and exercise psychology. As a practitioner, he has consulted with numerous collegiate athletes and teams, youth athletes, parents, and coaches on a variety of sport psychology-related topics. As a researcher, he has conducted and published several book chapters, peer-reviewed publications, and delivered numerous national and international presentations.

Dr. Harris obtained his bachelor's degree in exercise science with a sport psychology specialization from Truman State University in Kirksville, Missouri. He holds two master's degrees with one in sport and exercise psychology and the other in counseling, both from West Virginia University. His Ph.D. in sport and exercise psychology was also completed at West Virginia University.



BRYAN JOHNSTON

SENIOR ASSOCIATE A.D., COMMUNICATIONS

Bryan Johnston has direct oversight of the athletics communications office at Georgia Southern as the Senior Associate Athletics Director for Communications. He heads up the media relations for the football squad, traveling with the team and taking care of all media requests, as well as rifle and men's golf. He also has sport oversight of rifle. Johnston joined the Georgia Southern Athletics Staff in August of 2015 after spending 16 years at Virginia Tech as the football, wrestling and softball SID.

Spanning his career, Johnston has coordinated media efforts prior to and on-site for 21 college football bowl games including the 2000 BCS National Championship, the Orange Bowl three times, and Sugar Bowl twice. Johnston is an active member of the College Sports Communicators (formerly CoSIDA), and the Football Writers Association of America (FWAA). He graduated from the University of South Carolina in 1999 with a degree in sport administration and earned his Master's degree in sport management from Georgia Southern in 2023.

A native of Chesapeake, Virginia, Johnston and his wife, Katy Baker, have too many dogs and live in Pooler.



MATT WISE

CHARACTER DEVELOPMENT VOLUNTEER


Matt Wise volunteers his time as the leader of character development for the Georgia Southern football program. He is responsible for helping student-athletes develop character fundamentals along with leadership development that will serve and guide them throughout and following their playing careers.

A former Georgia Southern student-athlete, Wise played from 2004-2007 for the Eagle football squad. After a career-ending injury in 2007, Wise served as a student coach in 2008 and graduated with a degree in exercise science.

Since graduation, Wise has spent time serving athletes and coaches at GS through the platform of sports ministry. He is currently the campus director for Athletes In Action, a sports ministry of Cru. In 2016, Wise helped lead Georgia Southern Athletes on a service trip to Nicaragua that won the Sun Belt Community Impact Award for the year. He brings a servant attitude and depth of passion into his work every day with student-athletes, coaches and leaders.

A native of Hazlehurst, Georgia, Wise and his wife, Colleen, who played soccer from 2004-2007 for Georgia Southern, live in Statesboro. They have four girls, Hope, Kennedy, Berkley and Camryn.

ADDITIONAL SUPPORT STAFF



ANTHONY GORE JR.
GRADUATE ASSISTANT

CALEB MOORE
GRADUATE ASSISTANT

KEENAN MURPHY
GRADUATE ASSISTANT

JALEN PEARSON
GRADUATE ASSISTANT

CAL KING
SR. DEFENSIVE ANALYST

BRYAN SCHOR
SR. OFFENSIVE ANALYST

BLAKE WILSON
SR. SPECIAL TEAMS ANALYST

THOMAS HEARN
VOLUNTEER ASSISTANT

CARSON MCCLELLAN
QUALITY CONTROL

DANIEL BENEDICT
VIDEO COORDINATOR

JEFF MARK
S&C GRADUATE ASSISTANT

ALI EDWARDS
FOOTBALL CREATIVE SERVICES



MEET THE EAGLES

THE 2023 ROSTER



ALPHABETICAL			No.	Name	Pos.	Ht.	Wt.	Yr.	Hometown	High School/Previous School(s)
No.	NAME	POS								
19	Beau Allen	QB	1	Jaylon Barden	WR	5-11	180	Sr.	Lizella, Ga.	Westside/Pitt
22	OJ Arnold	RB	1	Marques Watson-Trent	LB	5-11	225	r-Jr.	Beaver Falls, Pa.	Blackhawk
88	Lawson Bachelder	WR	2	Derwin Burgess Jr.	WR	5-11	190	Jr.	Riverdale, Ga.	Riverdale
1	Jaylon Barden	WR	2	Jalen Denton	DB	5-10	180	r-Jr.	Memphis, Tenn.	Lausanne Collegiate/Ole Miss
48	Zack Blackwell	LB	4	Damel Hickman	DB	6-0	185	6th	Charlotte, N.C.	Butler/East Carolina
30	Alex Bowen	WR	4	Anthony Queeley	WR	6-2	205	6th	Orlando, Fla.	Lake Nona/Syracuse
99	Walker Bradberry	P	5	Davis Brin	QB	6-2	210	6th	Boerne, Texas	Champion/Tulsa
89	Taylor Bradshaw	WR	5	TJ Smith	DB	5-9	185	r-Jr.	Atlanta, Ga.	McEachern/Kansas State
5	Davis Brin	QB	6	Keaton Upshaw	TE	6-7	245	6th	Lima, Ohio	Lima Senior/Kentucky
75	Bryson Broadway	OL	6	Cam Williams	DB	6-0	210	r-Sr.	Bakersfield, Calif.	Bakersfield/Washington
15	DeAndre Buchannon	WR	7	Khaleb Hood	WR	5-10	180	5th	McDonough, Ga.	Eagle's Landing Christian/Air Force Prep
57	Latrell Bullard	DL	7	Tarian Lee Jr.	LB	6-2	240	r-Sr.	Tallahassee, Fla.	Godby/Texas A&M
2	Derwin Burgess Jr.	WR	9	Khadry Jackson	LB	6-1	230	5th	Orlando, Fla.	Windemere Prep/North Carolina
77	Griffin Carder	OL	9	Jjay McAfee	TE	6-3	240	6th	Charleston, S.C.	Ashley Ridge/Georgia Military College
76	CK Carter	OL	10	David Dallas	QB	6-0	200	r-Fr.	Sharpsburg, Ga.	Trinity Christian
17	Dalen Cobb	WR	11	Beau Johnson	TE	6-1	225	r-Sr.	Plantation, Fla.	American Heritage
78	Caleb Cook	OL	11	Jon Ferguson	LB	6-1	235	6th	Manchester, Ga.	Manchester
45	Chris Crouch	DB	12	JC French	QB	6-1	210	r-Fr.	Roswell, Ga.	Blessed Trinity Catholic/Memphis
72	Khalil Crowder	OL	13	Isaac Walker	DL	6-2	225	r-So.	Greensboro, N.C.	Hough
10	David Dallas	QB	14	Sam Kenerson	WR	5-9	170	r-Jr.	Baton Rouge, La.	Central
19	Josh Dallas	WR	15	DeAndre Buchannon	WR	5-11	175	Fr.	Atlanta, Ga.	Carver-Atlanta
82	Matthew Daniel	P	15	Davon Gilmore	LB	6-3	250	r-Sr.	North Charleston, S.C.	Fort Dorchester/Wingate
37	Quincy Darnell	LB	16	Tyrell Davis	DB	6-1	200	r-So.	Harrisburg, N.C.	Hickory Ridge
90	Da'Shawn Davis	DL	16	Colton FitzGerald	QB	6-2	205	r-So.	Santa Clarita, Calif.	Saugus/Boise State
16	Tyrell Davis	DB	17	Dalen Cobb	WR	5-10	195	So.	Washington, Ga.	Washington-Wilkes
39	Reid Dedman	LB	18	MJ Stroud	DL	6-3	225	r-Fr.	Covington, Ga.	Alcovy
2	Jalen Denton	DB	19	Beau Allen	QB	6-2	215	r-Jr.	Lexington, Ky.	Lexington Catholic/Tarleton State/Kentucky
28	Chandler Dial-Watson	DB	19	Josh Dallas	WR	6-1	210	r-Fr.	Sharpsburg, Ga.	Trinity Christian
26	Chase Dial-Watson	DB	20	Terrance Gibbs	RB	6-1	205	r-Fr.	Winter Park, Fla.	Winter Park
27	Ethan Dirrim	TE	20	Seth Robertson	DB	5-10	190	Sr.	Madison, Ga.	Morgan County
35	Terron Dixon II	RB	21	Marcus Sanders Jr.	WR	6-3	195	So.	Montezuma, Ga.	Macon County
27	Andrew Douglas	DB	22	OJ Arnold	RB	5-10	185	So.	Quitman, Ga.	Brooks County
33	Robert Edwards III	RB	22	Marc Stampley II	DB	5-11	180	So.	Peachtree City, Ga.	Star's Mill
94	Elhadj Fall	DL	23	Tyler Jordan	RB	6-1	225	r-Sr.	Macon, Ga.	Stratford Academy/Georgia Military College
30	Jack Ferguson	DB	23	Mari Wingard	DB	6-0	185	6th	Charlotte, N.C.	Ardrey Kell/Elon
52	Jacob Ferguson	DL	24	Tracy Hill Jr.	DB	6-3	190	r-Fr.	Athens, Ga.	Clarke County/Georgia Knights Prep Academy
11	Jon Ferguson	LB	24	Joshua Thompson	WR	5-11	170	So.	Queens N.Y.	Johns Creek (Ga.)
16	Colton FitzGerald	QB	25	Jalen White	RB	6-0	215	Sr.	Daleville, Ala.	Daleville
96	Chase Folser	K	26	Chase Dial-Watson	DB	5-11	200	r-Jr.	Gainesville, Ga.	Flowery Branch
97	Brendan Franke	K	27	Ethan Dirrim	TE	6-2	235	Sr.	Canton, Ga.	Creeksview/Mercer
12	JC French	QB	27	Andrew Douglas	DB	5-11	190	r-So.	Decatur, Ga.	Mount Vernon
20	Terrance Gibbs	RB	28	Chandler Dial-Watson	DB	5-11	205	r-Jr.	Gainesville, Ga.	Flowery Branch
15	Davon Gilmore	LB	29	Justin Meyers	DB	5-11	200	r-So.	Washington, Ga.	Washington Wilkes
43	Jacob Hammonds	LB	30	Alex Bowen	WR	6-0	195	r-Jr.	Glen Saint Mary, Fla.	Baker County
4	Damel Hickman	DB	30	Jack Ferguson	DB	5-11	190	r-Jr.	Marietta, Ga.	Lassiter
24	Tracy Hill Jr.	DB	32	Kevin Speed	DB	6-1	200	r-Fr.	Cairo, Ga.	Cairo
7	Khaleb Hood	WR	33	Robert Edwards III	RB	5-11	220	r-Fr.	Columbus, Ga.	Columbus
47	Elijah Hynes	DB	35	Terron Dixon II	RB	5-10	185	r-Sr.	Pembroke, Ga.	Bryan Country/LaGrange
9	Khadry Jackson	LB	36	Treston Jordan	DB	6-0	190	r-Fr.	Alpharetta, Ga.	Denmark
49	Amar Jenkins	DB	37	Quincy Darnell	LB	6-2	220	r-Sr.	Alpharetta, Ga.	Johns Creek
11	Beau Johnson	TE	39	Reid Dedman	LB	5-11	205	r-Sr.	Carrollton, Ga.	Carrollton
36	Treston Jordan	DB	42	Branden Palmer	DL	6-2	210	Fr.	Charlotte, N.C.	Hough
23	Tyler Jordan	RB	43	Jacob Hammonds	LB	6-3	200	r-Fr.	Griffin, Ga.	Griffin
14	Sam Kenerson	WR	44	Jeffrey Smyth	DB	5-11	195	r-Sr.	Beaufort, S.C.	Beaufort, S.C./Presbyterian
95	Mark Langston	LS	45	Chris Crouch	DB	6-0	200	r-So.	Naples, Fla.	Barron Collier/Warner
98	Michael Lantz	K	47	Elijah Hynes	DB	6-0	200	r-Fr.	Watkinsville, Ga.	Prince Avenue Christian
7	Tarian Lee Jr.	LB	48	Zack Blackwell	LB	6-1	235	r-Fr.	Augusta, Ga.	Augusta Christian
87	Evan Lester Jr.	TE	48	Dylan Snyder	TE	6-2	250	r-So.	Florence, S.C.	West Florence/The Citadel
68	Nate Lewis	OL	49	Amar Jenkins	DB	5-10	180	r-Fr.	St. Helena Island, S.C.	Whale Branch
80	Saan Lewis	WR	52	Jacob Ferguson	DL	6-3	245	r-Jr.	Troy, Mo.	Troy Buchanan/Iowa Western CC
53	Trevon Locke	DL	53	Trevon Locke	DL	6-2	310	r-Jr.	Savannah, Ga.	Benedictine Military
70	Korbett MacGregor	OL	56	Brian Miller	OL	6-3	300	7th	Savannah, Ga.	Memorial Day
9	Jjay McAfee	TE	57	Latrell Bullard	DL	6-1	340	So.	Smyrna, Ga.	North Cobb
29	Justin Meyers	DB	57	Chandler Strong	OL	6-3	290	r-Fr.	Warner Robins, Ga.	Houston County
56	Brian Miller	OL	58	Aaron Pyron	OL	6-4	315	r-Sr.	Stone Mountain, Ga.	Arabia Mountain
			60	Rasheed Miller	OL	6-7	310	r-Jr.	Lake Wales, Fla.	Lake Wales
			64	Caelan Williams	OL	6-7	300	r-Jr.	Dublin, Ga.	Trinity Christian



THE 2023 ROSTER

No.	Name	Pos.	Ht.	Wt.	Yr.	Hometown	High School/Previous School(s)
68	Nate Lewis	OL	6-3	285	r-Fr.	Hazlehurst, Ga.	Jeff Davis
70	Korbett MacGregor	OL	6-3	295	r-Fr.	Reidsville, Ga.	Pinewood Christian Academy
72	Khalil Crowder	OL	6-1	315	6th	Carrollton, Ga.	Carrollton
74	Pichon Wimbley	OL	6-2	310	So.	Moreland, Ga.	Newnan
75	Bryson Broadway	OL	6-5	290	Sr.	Dawsonville, Ga.	Dawsonville/Georgia State
76	CK Carter	OL	6-6	290	So.	Atlanta, Ga.	Mays/Garden City CC
77	Griffin Carder	OL	6-4	285	r-Sr.	Leesburg, Ga.	Lee County
78	Caleb Cook	OL	6-3	310	r-So.	Brunswick, Ga.	Brunswick
80	Saan Lewis	WR	5-11	190	6th	Orlando, Fla.	Windermere Prep/Kentucky
81	Parker Self	WR	6-2	190	r-Jr.	Douglasville, Ga.	South Paulding/Florida State
82	Matthew Daniel	P	5-11	175	r-Sr.	Richmond Hill, Ga.	Richmond Hill/West Virginia
85	Brooks Pangle	WR	6-1	180	r-Fr.	Appling, Ga.	Greenbrier
86	Graeme Williams	WR	6-1	175	r-So.	Monticello, Ga.	Jasper County
87	Evan Lester Jr.	TE	6-2	220	r-So.	Dalton, Ga.	Christian Heritage School
88	Lawson Bachelder	WR	6-4	205	r-Jr.	Augusta, Ga.	Aquinas/Presbyterian
89	Jackson Wheeler	LS	6-3	230	r-Sr.	Bainbridge, Ga.	Bainbridge
90	Da'Shawn Davis	DL	6-2	230	So.	Charlotte, N.C.	Hough
90	Alex Smith	P	6-6	215	Fr.	Richmond, Australia	Caufield Grammar School
91	Davion Rhodes	DL	6-2	235	r-So.	Camilla, Ga.	Pelham
92	Kristian Varner	DL	6-4	285	r-Sr.	Hiram, Ga.	Hiram/North Carolina
93	Gaines Wood	LS	6-0	200	r-Fr.	Atlanta, Ga.	North Atlanta
94	Elhadj Fall	DL	6-4	285	r-Fr.	Marietta, Ga.	Osborne
94	Collin Springer	LS	5-11	210	6th	Newberry, S.C.	Newberry/Wofford
95	Mark Langston	LS	6-0	220	r-Sr.	Savannah, Ga.	Savannah Christian/Kennesaw State
96	Chase Folser	K	5-11	185	r-Fr.	McDonough, Ga.	Old Hill
97	Brendan Franke	K	6-3	255	Sr.	Gretna, Neb.	Gretna/Nebraska
97	Myles Winslow	DL	6-3	270	r-So.	Orlando, Fla.	Tohopekaliga
98	Michael Lantz	K	6-0	190	r-Sr.	Peachtree City, Ga.	Starr's Mill/Minnesota
99	Walker Bradberry	P	6-0	160	r-So.	Athens, Ga.	Clarke Central
99	Kierron Smith	DL	6-0	335	r-Sr.	Fitzgerald, Ga.	Fitzgerald

NEWCOMERS

No.	Name	Pos.	Ht.	Wt.	Yr.	Hometown	High School/Previous School(s)
13	Coby Walton	QB	6-1	180	Fr.	Nolensville Tenn.	Nolensville
14	Prince Green	DB	6-2	210	r-So.	Griffin, Ga.	Griffin/Illinois
17	Shemar Bartholomew	DB	6-1	200	6th	Houston, Texas	Cypress Ranch/Northwestern State
18	KD Dorsey	WR	6-0	200	Fr.	Hephzibah, Ga.	Evans
21	Caimon Mathis	DB	6-0	170	Fr.	DeSoto, Texas	DeSoto
25	Ayden Jackson	DB	5-11	195	Fr.	Marietta, Ga.	Walton
26	Keion Wallace	WR	6-2	200	Fr.	Springfield, Ga.	Effingham County
28	J'shawn Anderson	RB	6-0	190	Fr.	Hartsville, S.C.	Hartsville
29	Jamarian Samuel	RB	5-11	205	Jr.	Ocala, Fla.	Trinity Catholic
31	David Mbadinga	RB	5-7	190	Fr.	Atlanta, Ga.	North Cobb
33	Holden Trice	LB	5-11	215	Fr.	Kennesaw, Ga.	Harrison
34	JaMari Whitehead	LB	6-2	210	Fr.	Jacksonville, Fla.	Raines
35	Nigel Manns	LB	6-2	230	r-Jr.	Byron, Ga.	Peach County/Western Carolina
50	Johnathan Douglas	DL	6-2	340	r-Jr.	McDonough, Ga.	McDonough/Rochester Community & Technical College
51	Kebba Secka	DL	6-3	250	Fr.	Lithia Springs, Ga.	Lithia Springs
51	Matthew Williams	OL	6-3	290	Fr.	Appling, Ga.	Harlem
55	Ethan Williams	OL	6-2	275	Fr.	Palatka, Fla.	Fleming Island
62	Bryce Miller	OL	6-2	315	Fr.	Alamo, Ga.	Wheeler County
67	Clay Lee	OL	6-5	260	Fr.	Eastman, Ga.	Dodge County
71	Robert Wright Jr.	OL	6-4	290	Fr.	Stockbridge, Ga.	Stockbridge
79	Weston Wallace	DL	6-4	345	r-Jr.	Eatonton, Ga.	Gatewood School/Georgia
82	JP Mikhael	TE	6-3	240	Fr.	Niceville, Fla.	Niceville
83	Elija Walton	TE	6-5	220	Fr.	Ocala, Fla.	North Marion
84	Ethan Christian	WR	6-0	175	Fr.	Athens, Ga.	Prince Avenue Christian
88	Justin Rhodes	DL	6-0	280	r-Jr.	Durham N.C.	Northern Durham/Wingate
89	Taylor Bradshaw	WR	6-0	185	Fr.	Jacksonville, Fla.	Oakleaf
93	Troy Pikes	DL	6-3	310	Fr.	Atlanta, Ga.	Mays
95	Alijah Lacey	DL	6-4	220	Fr.	Savannah, Ga.	New Hampstead
96	Lonnie Leverette	DL	6-2	250	r-So.	Albany, Ga.	Monroe/Gordon State
98	Tyler Padgett	DL	6-5	235	Fr.	Statesboro, Ga.	Calvary Day School

ALPHABETICAL

No.	NAME	POS
60	Rasheed Miller	OL
42	Branden Palmer	DL
85	Brooks Pangle	WR
58	Aaron Pyron	OL
4	Anthony Queeley	WR
91	Davion Rhodes	DL
20	Seth Robertson	DB
21	Marcus Sanders Jr.	WR
81	Parker Self	WR
90	Alex Smith	P
99	Kierron Smith	DL
5	TJ Smith	DB
44	Jeffrey Smyth	DB
48	Dylan Snyder	TE
32	Kevin Speed	DB
94	Collin Springer	LS
22	Marc Stampley II	DB
57	Chandler Strong	OL
18	MJ Stroud	DL
24	Joshua Thompson	WR
6	Keaton Upshaw	TE
92	Kristian Varner	DL
13	Isaac Walker	DL
1	Marques Watson-Trent	LB
89	Jackson Wheeler	LS
25	Jalen White	RB
64	Caelan Williams	OL
6	Cam Williams	DB
86	Graeme Williams	WR
74	Pichon Wimbley	OL
23	Mari Wingard	DB
97	Myles Winslow	DL
93	Gaines Wood	LS

NEWCOMERS

28	J'shawn Anderson	RB
17	Shemar Bartholomew	DB
89	Taylor Bradshaw	WR
84	Ethan Christian	WR
18	KD Dorsey	WR
50	Johnathan Douglas	DL
14	Prince Green	DB
25	Ayden Jackson	DB
95	Alijah Lacey	DL
67	Clay Lee	OL
96	Lonnie Leverette	DL
35	Nigel Manns	LB
21	Caimon Mathis	DB
31	David Mbadinga	RB
82	JP Mikhael	TE
62	Bryce Miller	OL
98	Tyler Padgett	DL
93	Troy Pikes	DL
88	Justin Rhodes	DL
29	Jamarian Samuel	RB
51	Kebba Secka	DL
33	Holden Trice	LB
26	Keion Wallace	WR
79	Weston Wallace	DL
13	Coby Walton	QB
83	Elija Walton	TE
34	JaMari Whitehead	LB
55	Ethan Williams	OL
51	Matthew Williams	OL
71	Robert Wright Jr.	OL

19

BEAU ALLEN

QUARTERBACK • 6-2 • 215 • R-JR.
LEXINGTON, KY.
LEXINGTON CATHOLIC HS • TARLETON STATE



2022-23: The Western Athletic Conference Newcomer of the Year while playing at Tarleton State ... Started 11 games for Tarleton State ... Threw for 2,357 yards and 22 touchdowns on the season ... Had 72 yards rushing and a touchdown ... Had five games with 300 yards or more through the air ... Led the WAC in passing touchdowns, and was second in passing yards ... Opened the season with 300 yards passing and three touchdowns against Mississippi Valley State ... Threw for 316 yards and four scores at North Alabama, earning WAC Offensive Player of the Week honors ... Had a season-high 406 yards passing and three touchdowns at Southern Utah ... Threw for three scores against Houston Christian ... Entered the NCAA Transfer Portal in December ... Enrolled at Georgia Southern in January ... Made the Honor Roll in the spring.

2021-22: Played in three games at Kentucky ... Saw action against ULM, New Mexico State and Louisville ... Completed 8 of 12 passes for 92 yards ... Entered in the fourth quarter vs. New Mexico State and completed 3 of 4 passes for 40 yards ... Also had a three-yard scramble for his first collegiate rushing touchdown ... Had a career-long 23-yard rush at Louisville.

2020-21: A mid-year enrollee at Kentucky ... Saw action in two games and was redshirted ... Played against Alabama and Vanderbilt ... Made his collegiate debut against Vanderbilt, completing 3-of-5 passes for 40 yards.

HIGH SCHOOL: A four-star prospect at Lexington Catholic High by ESPN and Rivals ... Played for Coach Nigel Smith ... Ranked as high as the No. 3 QB in Kentucky, and a top-15 QB across the nation overall ... Rated a top-500 player in the class by 247Sports and the No. 19 pro-style quarterback ... Won the Paul Hornung Award his senior year, given to the top high school player in Kentucky ... Started all four years, compiling 11,439 passing yards and 127 touchdowns, top-five marks in the state all-time ... Three-time First Team All-State and three-time captain ... Also was a two-year basketball letter winner ... Academic All-State in high school three times ... Member of the Beta Club in high school.

PERSONAL: Born William Charles Allen on January 23 in Carmel, IN ... Son of Bill and Ingrid Allen ... Son of Bill and Ingrid ... Dad, Bill, played quarterback at Kentucky from 1984-88 ... Goes by his nickname, Beau.

MAJOR: Interdisciplinary Studies

BEAU ALLEN'S CAREER PASSING STATS

Year	G-S	COMP-ATT.	YDS	TD-INT	PCT	RTG	APG	LONG
2020*	2-0	3-7	40	0-0	42.9	90.9	20.0	20 (VU)
2021*	3-0	8-12	92	0-0	66.7	131.1	30.7	31 (ULM)
2022†	11-11	193-340	2,836	23-11	56.8	142.7	257.8	86 (UNA)
	16-11	204-359	2,968	23-11	56.8	135.1	185.5	86 (UNA)

BEAU ALLEN'S CAREER RUSHING STATS

Year	G-S	ATT.	NET	APR	TD	APG	LONG
2020*	2-0	2	-9	-4.5	0	-4.5	N/A
2021*	3-0	4	9	2.3	1	3.0	3 (NMSU)
2022†	11-11	79	110	1.4	1	10.0	15 (UNA)
	16-11	85	110	1.3	2	6.9	15 (UNA)

* - at Kentucky

† - at Tarleton State

22

OJ ARNOLD

RUNNING BACK • 5-10 • 185 • So.
QUITMAN, GA.
BROOKS COUNTY HS



2022-23: Played in all 13 games, starting one ... Was on the field for 223 total snaps (154 offense, 69 special teams) ... Ran, caught and threw a touchdown pass as a true freshman ... Carried the ball 45 times for 257 yards and a touchdown ... Caught 10 passes for 58 yards and a touchdown ... Threw a 32-yard touchdown pass ... Made his collegiate debut against Morgan State, scoring two touchdowns ... Scored the first touchdown of the season on a 4-yard reception ... Rushed for 45 yards on six carries, scoring on a 23-yard run ... Saw limited action in the win at Nebraska ... Had six carries for 28 yards and four catches for 29 yards at UAB ... Carried the ball seven times for 38 yards against Ball State ... Saw action on special teams against Coastal Carolina ... Had three kickoff returns for 75 yards, including a 29-yarder, at Georgia State ... Was on the field for 11 total snaps in the win over No. 25 James Madison ... Had one rush and three kickoff returns in the win at Old Dominion ... Played 10 total snaps against South Alabama ... Had four rushes for 23 yards and threw a 32-yard touchdown pass at Louisiana ... Carried the ball seven times for 50 yards against Marshall ... Also had an 8-yard reception ... Got the start against App State but was injured early on and was sidelined for the rest of the game ... Had 12 carries for 68 yards and two catches for 6 yards in the Camellia Bowl against Buffalo.

HIGH SCHOOL: Played for Coach Maurice Freeman at Brooks County High ... A first-team all-state selection by the AJC for the 1A Public level as a senior ... Also named the state's offensive player of the year for the level ... A member of the 2021 GPB All-State Football Team as an athlete ... Named to the 2021 SBLive Georgia All-State football first team ... Named to RecruitGeorgia's Class A Public All-State first team as a running back ... Totaled over 6,500 yards on the ground with 95 rushing touchdowns for his high school career ... Had 110 total touchdowns ... Rushed for over 2,500 yards and 42 touchdowns as a senior in leading his team to a state title ... Rushed for 320 yards and scored five touchdowns in the Class A Public Championship Game in leading his team to the title ... The Region 2-A Public Player of the Year as a senior ... Named AJC & RecruitGeorgia first-team all-state as a junior after ending the season with 1,666 rushing yards and 26 touchdowns along with 494 receiving yards and six touchdowns ... The state offensive player of the year for the Class A South offense by the GACA ... The region's co-offensive player of the year as a sophomore after rushing for 1,796 yards and 24 touchdowns ... Also had three receiving scores ... Rushed for 552 yards and three touchdowns as a freshman ... Invited to play in the 2020 Georgia Elite Classic ... Also played basketball and ran track.

PERSONAL: Born Omari Tyree Arnold on October 10 in Valdosta, GA ... Son of Yasmin Drye and Shawkat Drye ... Has a younger sister, Aniya Arnold, and a younger brother, Kaleb Drye

MAJOR: Sport Management

OJ ARNOLD'S CAREER RUSHING STATS

Year	G-S	ATT.	NET	APR	TD	APG	LONG
2022	13-1	45	257	5.7	1	19.8	29 (BUFF)
	13-1	45	257	5.7	1	19.8	29 (BUFF)

OJ ARNOLD'S CAREER RECEIVING STATS

Year	G-S	REC	NET	APC	TD	APG	LONG
2022	13-1	10	57	5.7	1	4.5	19 (UAB)
	13-1	10	57	5.7	1	4.5	19 (UAB)

88

LAWSON BACHELDER

WIDE RECEIVER • 6-4 • 205 • R-JR.
 AUGUSTA, GA.
 AQUINAS HS • PRESBYTERIAN



2020-23: Did not play in any games ... Was redshirted ... A valuable member of the scout team.

2021-22: Played and started in eight games as a member of the Blue Hose wide receiving corps ... Totaled 19 receptions for 245 yards and a pair of touchdowns ... Had a season-high 63 yards on four catches with a touchdown against San Diego ... Had 57 yards on a season-high five grabs ... Had four receptions for 53 yards against Stetson ... Had a 1-yard touchdown against St. Andrews ... Had a catch in six contests ... Finished sixth on the team in all-purpose yards ... Entered the NCAA Transfer Portal in November ... Transferred to Georgia Southern in the summer.

2020-21: Played in five games and made three starts for the Presbyterian wideouts ... Season was played in the spring due to COVID-19 ... Recorded 10 catches for 243 yards and a pair of touchdowns ... Totaled three catches for 98 yards and an 80-yard score against San Diego in his first collegiate start ... Had seven receptions for a career-high 145 yards and a score in PC's comeback victory to close out the spring season against Drake.

HIGH SCHOOL: Was an honorable mention all-state at Aquinas High School ... Earned all-region and all-area honors ... Picked up all-conference independent honors ... Had four straight games with 100+ yards receiving ... Made the playoffs all four years ... Also a member of the school's baseball team.

PERSONAL: Born Lawson William Bachelder on April 11 in Augusta, GA ... Son of Cindy Bachelder and Pete Bachelder ... Has a brother, Palmer Bachelder, and a sister, Maggie Walker Bachelder.

MAJOR: Interdisciplinary Studies

2020-21: Played in nine games, starting two ... Starting assignments came in the opening two contests of the season (Austin Peay and Syracuse) ... Totaled seven catches for 140 yards (20.0 avg.) and a touchdown on the year ... Had a career-long 68-yard reception in his collegiate debut against Austin Peay ... Had a career-high five catches (for 65 yards) against Virginia Tech, including an 11-yard touchdown.

HIGH SCHOOL: Prolific wideout who was selected first-team All-Georgia Class AAA after averaging 112.2 receiving yards per game as a senior ... Compiled 68 receptions for 1,234 yards (18.1 avg.) and 15 touchdowns, earning Georgia 3-AAA All-Region Player of the Year ... Over four varsity seasons, totaled 149 catches for 2,760 yards (18.5 avg.) and 25 TDs ... Rated one of the top 30 overall prospects in Georgia by 247Sports ... Played under Coach Sheddrick Risper.

PERSONAL: Born Jaylon Tyae' Barden on February 15 ... Son of Takenya Waters and Jeffery Barden.

MAJOR: Interdisciplinary Studies

JAYLON BARDEN'S CAREER RECEIVING STATS

Year	G-S	REC	NET	APC	TD	APG	LONG
2020*	9-2	7	140	0.8	1	15.6	68 (APSU)
2021*	8-0	9	174	19.3	2	21.8	47 (UMass)
2022*	8-0	3	19	6.3	0	2.4	17 (TENN)
	25-2	19	333	17.5	3	13.3	68 (APSU)

JAYLON BARDEN'S CAREER KICK RETURN STATS

Year	G	ATT.	NET	APR	TD	APG	LONG
2020*	9	-	-	-	-	-	-
2021	9	6	117	19.5	0	14.6	47 (UMass)
2022	8	-	-	-	-	-	-
	25	6	117	19.5	0	4.7	47 (TULSA)

JAYLON BARDEN'S CAREER PUNT RETURN STATS

Year	G	ATT.	NET	APR	TD	APG	LONG
2020*	9	-	-	-	-	-	-
2021	9	9	90	10.0	0	10.0	32 (MIAMI)
2022	8	2	-3	-1.5	0	-0.3	0 (WMU)
	25	11	87	7.9	0	3.5	32 (MIAMI)

* - at Pitt

1

JAYLON BARDEN

WIDE RECEIVER • 5-11 • 180 • SR.
 VALDOSTA, GA.
 WESTSIDE HS • PITT



2022-23: Played in eight games for the Panthers ... Had three catches for 19 yards ... Had two catches against Tennessee, including a 17-yarder ... Entered the NCAA Transfer Portal in December ... Transferred to Georgia Southern in January.

2021-22: Played in the initial eight games, contributing as a reserve wide receiver and return specialist, before missing the balance of the season due to injury ... Averaged a team-high 19.3 yards per catch (nine catches for 174 yards) with two touchdowns ... Had nine punt returns for 90 yards (10.0 avg.) and six kickoff returns for 117 yards (19.5 avg.) ... Had a season-high 60 receiving yards (on two catches) with a 22-yard TD catch against Western Michigan ... Had a season-high three catches (for 33 yards) against New Hampshire ... Had a 19-yard scoring reception against Miami ... Had a career-long 47-yard kickoff return against Massachusetts ... Had a career-long 32-yard punt return against Miami.

48

ZACK BLACKWELL

LINEBACKER • 6-1 • 235 • R-FR.
 AUGUSTA, GA.
 AUGUSTA CHRISTIAN



2022-23: Did not play in any games ... Was redshirted ... A valuable member of the scout team.

HIGH SCHOOL: Played for Coach Andy Stickel at Augusta Christian School ... The all-state Offensive Player of the Year and the All-Region Player of the Year after rushing for 2,197 yards and 28 touchdowns ... Named the Best of the Preps- Male Athlete of the Year and Offensive Player of the Year ... A back-to-back member of the All-CSRA team ... Named the All-CSRA Offensive Player of the Year as a senior ... On defense, had 64 tackles, including 15 for loss and eight sacks, along with two forced fumbles and an interception ... Also participated in track & field and basketball.

PERSONAL: Born Zack Chandler Blackwell on November 4 in Savannah, GA ... Son of Keith and Mandy Blackwell ... Has three sisters, Ashley, Linsey and Megan.

MAJOR: Undecided

30 ALEX BOWEN

WIDE RECEIVER • 6-0 • 195 • R-JR.
GLEN SAINT MARY, FLA.
BAKER COUNTY HS



2021-22 - Sun Belt Conference Academic Commissioner's List
2020-21 - Sun Belt Conference Academic Honor Roll

2022-23: Played in all four games ... Was on the field for 11 special teams snaps ... Made his season debut against South Alabama, playing on special teams ... Played two snaps on special teams against Marshall ... Played limited snaps on special teams in the overtime win over App State ... Was on the field for three snaps on special teams in the Camellia Bowl against Buffalo ... Made the Honor Roll in the spring.

2021-22: Played in five games, seeing action on 52 special teams plays ... Saw his first collegiate action against Georgia State, playing eight snaps on special teams ... Played six snaps on special team against Coastal Carolina and nine in the win at Texas State ... Was in for 10 snaps on special teams against BYU and at App State ... Made the Honor Roll in the fall ... Made the Dean's List in the spring for posting a GPA higher than 3.50 ... Named to the 2021-22 Sun Belt Conference Commissioner's List for maintaining a 3.50 GPA or higher.

2020-21: Did not see any game action ... Made the Honor Roll in the fall and spring for posting above a 3.0 GPA ... Named to the 2020-21 Sun Belt Conference Academic Honor Roll for maintaining a 3.00-3.49 GPA.

HIGH SCHOOL: Played football for Coach Kevin Mays at Baker County High ... An honorable mention All-News4Jax selection as a senior ... A District 3-5A first-team selection who helped lead his team to three district championships ... Had over 1,500 yards passing and 600 yards rushing his final season ... Accounted for nine touchdowns ... Had a 99-yard rushing touchdown ... A member of the National Honors Society ... Played his first two years of high school football at Yulee High.


PERSONAL: Born Alex John Bowen on November 29 in Jacksonville, FL ... Son of Susan Bowen ... Has an older sister, Brianna.

MAJOR: Exercise Science

99

WALKER BRADBERRY

PUNTER • 6-0 • 160 • R-SO.
ATHENS, GA.
CLARKE CENTRAL HS



2022-23: Played in one game ... Made his collegiate debut in the opener against Morgan State, punting once for 30 yards ... Made the Honor Roll in the spring.

2021-22: Did not see any game action ... Was redshirted ... Made the Honor Roll in the fall for posting above a 3.00 GPA.

HIGH SCHOOL: Played at Clarke Central High for Coach David Perno ... Averaged 41 yards per punt with a long of 63 yards as a senior ... Has the second highest punting average in school history ... Named to the Athens Banner-Herald All-Area first team as a sophomore ... Also played baseball and golf.


PERSONAL: Born Walker Bradberry on June 21 in Athens, GA ... Son of Maggie and Scott Talley ... Has two brothers, Tullis and Giles, and a sister, Mabel Rue ... Uncle, Greg Talley, played quarterback at Georgia ... Another uncle, Buck Bradberry, pitched at Columbus State.

MAJOR: Marketing

5

DAVIS BRIN

QUARTERBACK • 6-2 • 210 • 6TH YEAR
BOERNE, TEXAS
CHAMPION HS • TULSA



2022-23: Played in and started nine games at Tulsa ... Completed 148 of 250 passes for 2,138 yards and 17 touchdowns ... Started the season by going 30 of 52 for a career-high 460 yards and three touchdowns at Wyoming ... Threw four touchdowns against NIU and Jacksonville State ... After the first three weeks, before suffering an injury in the fourth game, led the nation in passing yards (1,206), passing yards per game (402.0), passing touchdowns (11) and total offense (397.0) ... Missed the Tulane game with an injury, snapping his streak of consecutive starts at 21 ... Did not play against USF due to injury ... Had a touchdown pass in the loss at Ole Miss ... Threw for 237 yards against Cincinnati ... Threw two touchdown passes and for 284 yards at Navy ... Had two more touchdown passes at Temple ... Did not play in the final four games ... Entered the NCAA Transfer Portal in November and enrolled at Georgia Southern in January ... Made the President's List in the spring for earning a perfect 4.00 GPA.

2021-22: Started all 13 games for Tulsa ... Completed 244-of-411 passes for 3,269 yards and 18 touchdowns in 13 starts ... Had six games with 250+ yards thrown ... His 3,269 yards was the seventh best single season passing performance for a Tulsa quarterback ... Threw for over 200 yards in the first half in three games – Ohio State, Arkansas State and Temple ... Had his first career start in the 2021 season opener, completed 15-of-28 passes for 201 yards vs. UC Davis ... Completed 70 percent of his passes (19-of-27) for 224 yards at Oklahoma State ... Had back-to-back 350+ passing games vs. No. 9 Ohio State and Arkansas State ... Threw for a career-high 428 yards and two scores with highs of 31-for-54 pass attempts at Ohio State ... His 428 yards was the 11th most in school history and the 19th 400+ yard passing game for a Tulsa quarterback ... Completed 68 percent of his passes (17-of-25) for 355 yards and a career-high three touchdowns vs. Arkansas State ... Was named the AAC Offensive Player

of the Week for his performance against ASU ... Completed 20 passes against Houston ... Threw touchdown passes of 28 and 63 yards against Memphis ... Threw for 266 yards and two touchdowns at South Florida ... Completed 65% of his passes for 149 yards and a 21-yard TD at No. 2-ranked Cincinnati ... Completed 19-of-30 passes for 297 yards and two TDs vs. Temple ... Threw for 244 yards and one TD against SMU ... Was the MVP of the 2021 Myrtle Beach Bowl as he completed 65% of his passes for 285 yards and two touchdowns, while rushing for 18 yards.

2020-21: Played in two games ... Completed 19-of-29 passes for 268 yards and two scores ... Saw his first action of the season in the USF game, completing his first career passing attempt for 2 yards ... Saw his most extensive action against Tulane, coming in late in the third quarter for an injured Seth Boomer ... Led Tulsa to a 30-24 comeback win, leading the Golden Hurricane on three fourth quarter touchdown drives to tie the score at 21 at the end of regulation ... Completed 18-of-28 passes for 266 yards and two touchdowns, while rushing for an 18-yard score in the Tulane game ... Threw a 'Hail Mary' 37-yard pass to JC Santana in the end zone at the 0:00 mark to tie the score ... Was named the AAC's Co-Offensive Player of the Week for his performance.

2019-20: Played in one game ... Only appearance came at East Carolina when he quarterbacked Tulsa's last series of the game.

2018-19: Redshirted his true freshman season at Tulsa ... Saw action in one game ... Saw his only playing time against UConn and had one rushing attempt.

HIGH SCHOOL: Was a three-year letterwinner at Boerne Champion High School for Coach Keith Kaiser, and two-year starter at quarterback ... Completed 463-of-799 passes for 6,650 yards and 58 touchdowns during his career, while rushing for 795 yards, a 4.9 average and 15 touchdowns on 162 carries ... Threw for 2,548 yards and 24 TDs and rushed for 414 yards and six touchdowns as a senior ... Named first-team Academic All-State as a senior ... Was the District 26-5A Offensive MVP as a senior ... Was chosen to play in the San Antonio Sports All-Star Football Game ... Threw for 3,535 yards and 30 touchdowns his junior season ... Earned first-team all-district and all-area honors as a junior, while being named the San Antonio Quarterback Club Player of the Year ... Earned a three-star Rivals.com rating ... Passed for 567 yards and four touchdowns his sophomore season ... Also lettered two years in track, while tying the school record in the high jump with a jump of 6'4".

PERSONAL: Born Davis William Brin on February 7 in San Antonio ... Son of Barry and Lara Brin ... Has one younger sister, Ashley

MAJOR: Finance (Graduated; Tulsa)

DAVIS BRIN'S CAREER PASSING STATS

Year	G-S	COMP-ATT.	YDS	TD-INT	PCT	RTG	APG	LONG
2018 *	1-0	0-0	0	0-0	-	-	-	-
2019 *	1-0	0-0	0	0-0	-	-	-	-
2020 *	2-0	19-29	268	2-0	65.5	165.9	134.0	37t (TUL)
2021 *	13-13	244-411	3,269	18-16	59.4	132.9	251.5	88t (A-ST)
2022	9-9	148-250	2,138	17-8	59.2	147.1	237.6	76t (NAVY)
26-22	411-690	5,675	37-24	59.6	139.4	218.3	88t (A-ST)	

DAVIS BRIN'S CAREER RUSHING STATS


Year	G-S	ATT.	NET	APR	TD	APG	LONG
2018 *	1-0	1	0	0.0	0	0.0	0 (UCONN)
2019 *	1-0	0	0	-	0	-	-
2020 *	2-0	4	11	2.8	1	5.5	18
2021 *	13-13	68	75	1.1	1	5.8	22 (OSU)
2022	9-9	48	-77	-1.6	2	-8.6	21 (SMU)
26-22	121	9	0.1	4	0.3	22 (OSU)	

* - at Tulsa

75

BRYSON BROADWAY

OFFENSIVE LINE • 6-5 • 290 • SENIOR
 DAWSONVILLE, GA.
 DAWSON COUNTY HS • GEORGIA STATE



2022-23: Started 11 games for the Panthers ... Entered the NCAA Transfer Portal in December ... Enrolled at Georgia Southern in January.

2021-22: Started all 11 games on the offensive line at Eastern Illinois ... Made 10 starts at right tackle and one start at left tackle playing both tackle positions during the season ... Offense averaged 285.5 yards per game ... Transferred to Georgia State in January and participated in spring practice.

2020-21: Played at FCS school EIU ... Appeared in five games during the 2020 season played during the spring of 2021 ... Saw time on special teams for punt and field goal units ... Also saw time as a reserve offensive lineman.

HIGH SCHOOL: Played for Coach Sid Maxwell at Dawson County High ... Helped his team post an 8-4 record during his senior season, advancing to the second round of the Georgia AAA state playoffs ... A second-team all-region selection ... A two-way player on offensive and defensive line ... A member of team as a junior that posted a school-record 10 wins.

PERSONAL: Born Bryson Hunter Broadway on August 4 ... Son of Stephanie and Shelton Townley ... Has a younger sister, Cayden.

MAJOR: Interdisciplinary Studies

15

DEANDRE BUCHANNON

WIDE RECEIVER • 5-11 • 175 • FR.
 ATLANTA, GA.
 CARVER-ATLANTA HS



2022-23: Graduated high school early and enrolled at Georgia Southern in January ... Went through spring practice with the Eagles.

HIGH SCHOOL: Played for Coach Darren Myles at Carver Atlanta High ... A first-team all-state selection for the Class 3A as a senior by the Atlanta Journal-Constitution ... Named to the 2022 AJC All-Metro Team for Atlanta/South Fulton ... Caught 70 passes for 866 yards and seven touchdowns as a senior ... A first-team all-region selection as a kick returner ... A preseason all-state selection ... As a junior, recorded over 1,000 all purpose and nine touchdowns, as both a receiver and returner ... Rated as the No. 195 receiver in the country and the No. 131 player in the state of Georgia by ESPN Recruiting ... Ranked the No. 225 receiver in the country and the No. 138 player in the state of Georgia by 247Sports ... Listed as the No. 333 receiver in the country and the No. 202 player in the state of Georgia by On3 ... A two-time regional champion in track ... A member of the Math Honor Society.

PERSONAL: Born Deandre Chancez Buchannon on August 5 in Atlanta ... Son of Andrea Daniel and Chad Buchannon ... Has two siblings, Chad and Christian.

MAJOR: Sport Management

57

LATRELL BULLARD

DEFENSIVE LINE • 6-1 • 340 • So.
SMYRNA, GA.
NORTH COBB HS



2022-23: Played in 10 games, starting four ... Totaled 267 defensive snaps ... Had 23 tackles, including 4.0 for loss ... Had one pass break up ... Made his collegiate debut in the opener against Morgan State, posting two tackles and a pass break up ... Recorded three tackles in the win at Nebraska ... Posted six tackles, including one for loss, at UAB ... Had three tackles, including one for loss, against Ball State ... Made his first collegiate start against Coastal Carolina, posting a tackle ... Played 21 snaps on defense at Georgia State ... Started in the win at Old Dominion ... Had four tackles at Louisiana ... Suffered a knee injury that sidelined him for the rest of the season.

HIGH SCHOOL: Played for Coach Shane Queen at North Cobb High ... Named first-team all-region for the 3-6A group as a senior ... A preseason honorable mention all-state selection by Recruit Georgia ... Also wrestled for North Cobb, winning regionals twice and sectionals once ... Threw the shot put on the track & field team as well.

PERSONAL: Born Latrell Kenneth Bullard on November 30 in Austell, GA ... Son of Taquilla Cooper and Alex Warner ... Has one sibling, Tanyah Cooper.

MAJOR: Interdisciplinary Studies


LATRELL BULLARD'S CAREER DEFENSIVE STATS

YEAR	G-S	U	A	TT	TFL	SKS	INT	PBU	QH	BLK	FR-FF
2022	10-4	7	17	24	4.0-13	0.0-0	0	1	0	0	0-0
	10-4	7	17	24	4.0-13	0.0-0	0	1	0	0	0-0

2

DERWIN BURGESS JR.

WIDE RECEIVER • 5-11 • 190 • Jr.
RIVERDALE, GA.
RIVERDALE HS



2022 - All-Sun Belt Conference Honorable Mention

2022-23: An honorable mention All-Sun Belt selection from the league ... Played in and started 10 games ... Was on the field for 715 offensive snaps ... Caught 58 passes for 717 yards and seven touchdowns ... Got the start in the opener against Morgan State ... Posted four catches for 33 yards and a score ... His one-handed scoring grab right before the half landed him on SportsCenter's Top 10 Plays ... Set a school record with 12 receptions in the win at Nebraska ... Tallied 119 yards on those 12 catches, including a big one on 4th and 2 on the game-winning drive ... Had four catches for 48 yards and a touchdown at UAB ... Had five catches for 133 yards against Ball State ... Had seven catches for 68 yards and a touchdown against Coastal Carolina ... Also had two rushes for 10 yards ... Caught five passes for 52 yards and a touchdown at Georgia State ... Caught seven passes for 84 yards and the game-winning touchdown late in the win over No. 25 James Madison ... Caught one ball for 9 yards in the win at Old Dominion ... Had eight receptions for 96 yards and a touchdown against South Alabama ... Had five catches for 75 yards and a touchdown at Louisiana ... Suffered a broken leg in the game that sidelined him for the remainder of the season.

2021-22: Played in 11 games, starting three ... Played 504 total snaps (410 on offense, 94 on special teams) ... Had 17 catches for 311 yards and a touchdown on the season ... Had 2 yards rushing ... Played 21 offensive snaps in the opener against Gardner-Webb ... Had a 7-yard catch at Florida Atlantic ... Played 41 total snaps at Arkansas ... Threw a key block on quarterback Justin Tomlin's 76-yard touchdown run ... Played 38 total snaps against Louisiana ... Had an 18-yard catch against Arkansas State ... Caught two passes for 76 yards, including a big 57-yarder that set up a touchdown, at Troy ... Played 44 total snaps at South Alabama ... Caught four passes for 48 yards against Georgia State ... Had three receptions for 30 yards against Coastal Carolina ... Had a big game in the win at Texas State, catching five passes for 134 yards and a 46-yard touchdown and also blocked a punt that was returned for a touchdown ... Had one catch against BYU ... Missed the App State game with an injury.

2020-21: Graduated from high school early and enrolled at Georgia Southern in January ... Went through spring practice with the Eagles.

HIGH SCHOOL: Played at Riverdale High for Coach Rodney Hackney ... A first-team all-state selection for the 4A level by the Atlanta Journal-Constitution ... The Region 5-AAAA offensive player of the year by the AJC ... Ranked as the No. 226 wide receiver in the country and the No. 126 player in the state of Georgia by 247Sports ... Ranked as the No. 29 athlete in the country and the No. 84 player in the state by Rivals ... Listed as the No. 179 wide receiver in the country by ESPN.com ... Named Class 4A preseason all-state team ... A four-time, first-team all-region selection.

PERSONAL: Born Derwin Le'Quinn Burgess Jr. on December 9 in Atlanta ... Son of Makeitha Burgess and Derwin Burgess Sr. ... Has two siblings, TaKara and MaKayla.

MAJOR: Interdisciplinary Studies


DERWIN BURGESS JR.'S CAREER RECEIVING STATS

Year	G-S	REC	NET	APC	TD	APG	LONG
2021	11-3	17	311	18.3	1	28.3	57 (TROY)
2022	10-10	58	717	12.4	7	71.7	53 (BSU)
	11-3	17	311	18.3	1	28.3	57 (TROY)

77

GRIFFIN CARDER

OFFENSIVE LINE • 6-4 • 285 • R-Sr.
LEESBURG, GA.
LEE COUNTY HS



2020-21 - Sun Belt Conference Academic Honor Roll

2022-23: Played in all 13 games ... Was on the field for 184 total snaps (88 offense, 96 special teams) ... Played 55 snaps on offense and eight on special teams in the opener against Morgan State ... Saw action on special teams in the win at Nebraska and at UAB ... Played special teams against Ball State ... Played two snaps on offense and six on special teams against Coastal Carolina and at Georgia State ... Played eight snaps on offense and eight on special teams in the win over No. 25 James Madison ... Played 12 snaps on offense in the win at Old Dominion ... Played two offensive snaps and 11 on special teams against South Alabama ... Was on the field for seven total snaps at Louisiana and nine against Marshall ... Played 15 total snaps in the overtime win over App State ... Played two snaps on offense and seven on special teams in the Camellia Bowl against Buffalo ... Made the Honor Roll in the fall.

2021-22: Played in all 12 games ... Played 214 total snaps (156 on offense, 58 on special teams) ... Played 10 offensive snaps in the opener against Gardner-Webb ... Was in for 11 offensive snaps at Florida Atlantic ... Played 50 offensive snaps at Arkansas ... Played four snaps on special teams against Louisiana ... Was on the field for 23 offensive snaps against

Arkansas State ... Played 12 snaps on offense at Troy and 16 at South Alabama ... Came in for six snaps on offense against Georgia State ... Came in for four offensive snaps against Coastal Carolina ... Was in for nine special teams snaps in the win at Texas State ... Played eight snaps on offense and eight more on special teams against BYU ... Was on the field for 26 total snaps and had a tackle on special teams at App State.

2020-21: Played in all 13 games ... Saw action on 74 total snaps (five on offense, 69 on special teams) ... Saw action on special teams against Campbell (7 snaps) and Louisiana (3 snaps) ... Played briefly on special teams at ULM ... Played 12 snaps against UMass ... Saw limited action on special teams against both Coastal Carolina and South Alabama ... Played five snaps on special teams against Troy and eight against Texas State ... Played five snaps on special teams at Army West Point and six at Georgia State ... Played six snaps on special teams against Florida Atlantic and four against App State ... Played six snaps on special teams against Louisiana Tech in the R+L Carriers New Orleans Bowl ... Made the Honor Roll in the spring for posting above a 3.00 GPA ... Named to the 2020-21 Sun Belt Conference Academic Honor Roll for maintaining a 3.00-3.49 GPA.

2019-20: Played in four games, but was still able to redshirt ... Saw action on 29 total snaps ... Saw his first collegiate action against New Mexico State, playing eight snaps on offense and seven on special teams ... Played five special teams plays against No. 20 App State ... Played five special teams snaps against Troy ... Saw action on special teams against Liberty in the Cure Bowl ... Made the Honor Roll in the spring.

HIGH SCHOOL: Played at Lee County High for Coach Dean Fabrizio ... A first-team all-state selection to the Group 6A team by the Atlanta Journal-Constitution ... A first-team all-state selection by RecruitGeorgia ... Had 30 pancakes and 15 knockdowns as a senior ... Rated as the No. 172 offensive guard in the country and the No. 209 player in the state of Georgia by 247Sports ... Named first-team all region and second-team GSWA all state as a junior ... Helped lead his team to a state title as a junior ... A 2018 Albany Herald Dynamite Dozen selection.

PERSONAL: Born John Griffin Carder on June 5 in Albany, GA ... Son of Clint and Margie Carder ... Has one sibling, Talley.

MAJOR: Management (Graduated)

76 CK CARTER

OFFENSIVE LINE • 6-6 • 290 • So.
ATLANTA, GA.
MAYS HS • GARDEN CITY CC



2022-23: Played five games at defensive end at Garden City CC for Coach Tom Minnick ... Transferred to Georgia Southern in January.


HIGH SCHOOL: Played for Coach Niketa Battle at Mays High ... Played three years on the varsity squad, two as a starter ... Changed from offensive tackle to defensive end his senior year ... Won a state title at Cedar Grove High School in 2018 ... Also played basketball.

PERSONAL: Born Christopher Kortez Carter on March 19 in Atlanta ... Son of Frances Hunter and Christopher Carter.

MAJOR: Interdisciplinary Studies

17 DALEN COBB

WIDE RECEIVER • 5-10 • 195 • So.
WASHINGTON, GA.
WASHINGTON-WILKES HS



2022-23: Played in six games as a true freshman ... Was on the field for 107 total snaps (93 offense, 14 special teams) ... Caught 8 passes for 73 yards ... Made his collegiate debut in the win over No. 25 James Madison, playing two snaps on offense ... Caught three passes for 26 yards against South Alabama ... Had three receptions for 27 yards at Louisiana ... Had a 6-yard catch against Marshall ... Played 17 snaps in the overtime win over App State ... Had an 11-yard catch in the Camellia Bowl against Buffalo.

HIGH SCHOOL: Played for Coach Sid Fritts at Washington-Wilkes High ... A first-team all-state selection by the AJC for the 1A Public level as a senior ... Named to RecruitGeorgia's Class A Public All-State first team as a dual threat quarterback ... The Region 8-A Public Player of the Year and first-team all-region as a senior quarterback ... The classification's 100-meter state champion ... Rushed for 1,437 yards and 21 touchdowns and passed for 1,630 with 17 touchdowns his final season ... Had a big game against Lincoln County his senior year, completing 11-of-13 passes for 198 yards and three touchdowns and rushing for 168 yards on 21 carries and three scores ... An all-state selection at quarterback for the Class A North offense by the GACA as a junior ... A second-team all-area selection as a junior by The Augusta Chronicle ... Also played basketball.

PERSONAL: Born Dalen Demarcus Cobb on June 22 in Washington, GA ... Son of Shirdrina Binns and Roosevelt Cobb.

MAJOR: Interdisciplinary Studies

DALEN COBB'S CAREER RECEIVING STATS

Year	G-S	REC	NET	APC	TD	APG	LONG
2022	6-0	8	73	9.1	0	12.1	17 (UL)
	6-0	8	73	9.1	0	12.1	17 (UL)

78 CALEB COOK

OFFENSIVE LINEMAN • 6-3 • 310 • R-So.
BRUNSWICK, GA.
BRUNSWICK HS



2021-22 - Sun Belt Conference Academic Commissioner's List

2022-23: Played in all 13 games ... Was on the field for 86 total snaps (12 offense, 74 special teams) ... Played 11 snaps on offense and eight on special teams in the opener against Morgan State ... Saw action on special teams in the win at Nebraska and at UAB ... Played special teams against Ball State and against Coastal Carolina ... Was on the field for six special teams snaps at Georgia State and eight in the win over No. 25 James Madison ... Played five snaps on special teams in the win at Old Dominion and six against South Alabama ... Was on the field for four special teams snaps at Louisiana and two against Marshall ... Played nine total snaps in the overtime win over App State ... Played three snaps on special teams in the Camellia Bowl against Buffalo ... Made the Honor Roll in the fall ... Made the Dean's List in the spring for earning a 3.50 GPA or higher.

2021-22: Played in two games and was able to redshirt . . . Played 12 total snaps on offense . . . Made his collegiate debut against Arkansas State, playing eight offensive snaps . . . Played seven snaps on offense against South Alabama . . . Made the Dean's List in the fall for posting a GPA higher than 3.50 . . . Made the President's List in the spring for making a perfect 4.00 GPA . . . Named to the 2021-22 Sun Belt Conference Commissioner's List for maintaining a 3.50 GPA or higher.

2020-21: Graduated from high school early and enrolled at Georgia Southern in January . . . Went through spring practice with the Eagles . . . Made the President's List in the spring for posting a perfect 4.0 GPA.


HIGH SCHOOL: Played at Brunswick High for Coach Sean Pender . . . A first-team all-state selection for the 6A level by the Atlanta Journal-Constitution . . . Ranked the No. 102 offensive guard in the country by 247Sports . . . Rated as the No. 122 offensive guard in the country by ESPN.com . . . Named all-state, all-region and All-Coastal Area as a junior . . . Also participated in track & field.

PERSONAL: Born Caleb Cook on October 3 in Brunswick, GA . . . Son of Cathy Chastine and Gary Cook.

MAJOR: Multimedia Journalism

45 CHRIS CROUCH

DEFENSIVE BACK • 6-0 • 200 • R-SO.
NAPLES, FLA.
BARRON COLLIER HS • WARNER



2022-23: Was enrolled at Georgia Southern in the fall but was not on the team . . . Redshirted . . . Joined the program in the spring after going through the Edwin Jackson Memorial Walk-On Tryouts . . . Made the Honor Roll in the spring.

2021-22: Played in eight games . . . Tallied 37 tackles, including 5.0 for loss . . . Had three pass break ups . . . Posted 10 tackles in the opener against Reinhardt . . . Had two tackles for loss in that game . . . Had two pass break ups and seven tackles against St. Thomas . . . Transferred to Florida Atlantic in the spring but was not on the team.


HIGH SCHOOL: Played for Coaches Mark Jackson, Dan Pallante and Rick Maccluggage at Barron Collier High . . . Had 450 all-purpose yards as a senior, averaging 7 yards per carry on 56 touches . . . Had seven touchdowns in nine games . . . Had 63 tackles, including 3.0 for loss, four pass break ups and a force fumble . . . Earned the Barron Collier High School Coaches Award in 2021 . . . Named the National Football Foundation and College Hall of Fame Collier County Chapter Scholar-Athlete . . . Made regionals in the 4x100 relay in track . . . A member of the National Honor Society

PERSONAL: Born Christopher Thomas Crouch on December 29 in Naples, FL . . . Son of Yvonne Parry and David Crouch . . . Has two older brothers, Nick and Matthew.

MAJOR: Exercise Science

72 KHALIL CROWDER

OFFENSIVE LINE • 6-1 • 315 • 6TH YEAR
CARROLLTON, GA.
CARROLLTON HS



2022 - All-Sun Belt Conference First Team (Phil Steele)

2022 - All-Sun Belt Conference Second Team

2021 - All-Sun Belt Conference Third Team

2021 - All-Sun Belt Conference Third Team (Phil Steele)

2022-23: A second-team All-Sun Belt selection from the league . . . Named first-team all-conference by Phil Steele . . . Started all 13 games, playing 1,016 offensive snaps, tied for the most on the offense . . . Led the team with 1,091 total snaps played . . . Got the start in the opener against Morgan State, playing 68 snaps on offense and eight on special teams . . . Played all 91 offensive snaps in the win at Nebraska . . . Played all 84 offensive snaps at UAB and all 82 snaps against Ball State . . . Played all 79 offensive snaps against Coastal Carolina . . . Selected to wear the No. 0 jersey for that game . . . Played all 81 offensive snaps at Georgia State and all 82 in the win over No. 25 James Madison . . . Was on the field for all 78 offensive snaps in the win at Old Dominion . . . Played all 72 offensive snaps against South Alabama and all 81 snaps at Louisiana . . . Was on the field for all 66 offensive plays against Marshall and all 80 in the overtime win over App State . . . Played all 68 offensive snaps in the Camellia Bowl against Buffalo . . . Made the Honor Roll in the spring.

2021-22: A third-team All-Sun Belt selection . . . Named to Phil Steele's third-team All-Sun Belt squad . . . Started and played in 11 games . . . Played 720 total snaps (680 on offense, 40 on special teams) . . . Played 680 offensive snaps . . . Played all 86 offensive snaps in the opener against Gardner-Webb . . . Played 51 offensive snaps at Florida Atlantic . . . Played all 66 offensive snaps at Arkansas . . . Played all 82 offensive snaps and four on special teams against Louisiana . . . Played 65 total snaps against Arkansas State . . . Played 71 offensive snaps at Troy and 63 at South Alabama . . . Played 75 offensive snaps against Georgia State . . . Also had a tackle on an interception return . . . Played 53 offensive snaps against Coastal Carolina . . . Missed the Texas State game . . . Played all 53 offensive snaps against BYU . . . Played 25 snaps at App State before leaving the game with a leg injury.

2020-21: Played in and started 11 games . . . Saw action on 692 total snaps (644 on offense, 48 on special teams) . . . Had one tackle . . . Started the first two games of the season at right guard . . . Played 65 snaps in the opener against Campbell . . . Was on the field for 45 snaps at Louisiana . . . Missed the ULM game with an injury . . . Played 43 offensive snaps against UMass . . . Played 52 offensive snaps against Coastal Carolina, earning the start at right guard . . . Had a tackle on an interception . . . Started again against South Alabama, playing 59 offensive snaps . . . Played 58 offensive snaps against Troy . . . Played 57 total snaps against Texas State . . . Played 43 snaps on offense at Army West Point . . . Was on the field for 45 offensive snaps at Georgia State . . . Played 68 offensive snaps against Florida Atlantic . . . Played 50 offensive snaps and 10 on special teams against App State . . . Played 63 offensive snaps and 13 on special teams against Louisiana Tech in the R+L Carriers New Orleans Bowl.

2019-20: Played in five games, seeing action on 73 total plays . . . Made his collegiate debut against New Mexico State, playing eight offensive snaps . . . Played nine offensive snaps and eight on special teams against ULM . . . Played 31 offensive snaps and four more on special teams at Arkansas State . . . Played nine total snaps against Georgia State . . . Saw special teams action against Liberty in the Cure Bowl.

2018-19: Was redshirted.

HIGH SCHOOL: Played for Coach Sean Calhoun at Carrollton High for four seasons . . . Graded out at 86 percent for his senior season, recording 24 pancake blocks for Carrollton . . . Helped the team make a run to the Class AAAAA state quarterfinals . . . Helped clear the paths for a Trojan rushing attack that amassed 3,000 yards on the ground in his final campaign . . . A

two-time all-region selection . . . An honorable mention selection to the All-Region 7-A AAAA Team as a junior.

PERSONAL: Born Khalil Rashad Crowder on January 8 in Carrollton, GA . . . Son of Keela Larrieu . . . Has a sister, Kalee.

MAJOR: Interdisciplinary Studies (Graduated)

10 DAVID DALLAS

QUARTERBACK • 6-0 • 200 • R-FR.
SHARPSBURG, GA.
TRINITY CHRISTIAN SCHOOL



2022-23: Was redshirted . . . Did not see any game action while recovering from off-season shoulder surgery . . . Made the Honor Roll in the fall and spring.

2021-22: Enrolled at Georgia Southern in January . . . Made the Dean's List in the spring.


HIGH SCHOOL: Played for Coach Kenny Dallas at Trinity Christian School . . . A first-team all-state selection by the AJC for the 1A Private level as a senior . . . Also named the state's offensive player of the year for the level . . . A member of the 2021 GPB All-State Football Team as a pro-style quarterback . . . Named to RecruitGeorgia's Class A Private All-State first team as a quarterback . . . The Region 4-A Private Most Valuable Player as a senior quarterback . . . Named the 2021 All-County Football Super 7 Co-Player of the Year along with his brother, Josh, by the Coweta Score . . . Named to the AJC's All-Metro Team and the Offensive Player of the Year for the Southside area . . . Threw for 4,033 yards and 49 touchdowns as a senior against just five interceptions, completing 77 percent of his passes . . . Also ran for 350 yards and eight scores . . . Led his team to a state championship his final season . . . Threw for 2,272 yards and 17 touchdowns and a junior while rushing for eight scores . . . Threw for 2,283 yards and 24 touchdowns as a sophomore while rushing for five scores . . . For his career, threw for 8,846 yards and 92 touchdowns while rushing for 916 yards and 20 touchdowns . . . Also played basketball . . . Listed as the No. 67 pocket passing quarterback in the country and the No. 138 player in Georgia by ESPN Recruiting . . . Rated as the No. 91 quarterback in the country and the No. 132 player in the state of Georgia by 247Sports Composite . . . Ranked as the No. 99 quarterback in the country and the No. 141 player in Georgia by On3 Consensus.

PERSONAL: Born David Guthrie Dallas on September 11 in Atlanta . . . Son of Kenny and Sharon Dallas . . . Has five siblings: Jake, Caleb, Josh, Elly and Zech . . . Brother, Josh, also plays football with Georgia Southern.

MAJOR: Health & Physical Education

19 JOSH DALLAS

WIDE RECEIVER • 6-1 • 210 • R-FR.
SHARPSBURG, GA.
TRINITY CHRISTIAN SCHOOL



2022-23: Played in five games and was redshirted . . . Was on the field for 36 total snaps (7 offense, 29 special teams) . . . Made his collegiate debut in the opener against Morgan State with four offensive snaps . . . Played seven snaps on special teams in the win over No. 25 James Madison . . . Was on the field for eight special teams snaps at Louisiana and also against Marshall . . . Played three snaps on offense and six on special teams in the Camellia Bowl against Buffalo . . . Made the Dean's List in the fall for posting a GPA higher than 3.50 . . . Made the Honor Roll in the spring.

HIGH SCHOOL: Played for Coach Kenny Dallas at Trinity Christian School . . . A first-team all-state selection by the AJC for the 1A Private level as a senior . . . A member of the 2021 GPB All-State Football Team as a wide receiver . . . Named to RecruitGeorgia's Class A Private All-State first team as a receiver . . . Named to the 2021 SBLive Georgia All-State football third team as a defensive back . . . The Region 4-A Co-Offensive Player of the Year as a senior wide receiver . . . Named the 2021 All-County Football Super 7 Co-Player of the Year along with his brother, David, by the Coweta Score . . . Named to the AJC's All-Metro Team for the Southside area . . . Caught 60 passes for 1,169 yards and 16 touchdowns as a senior . . . Also had over 30 tackles and eight interceptions on defense . . . Helped lead his team to a state title his senior season . . . Named a GPB sports all-star for all classifications . . . Finished his career with over 170 catches for over 2,700 yards and 25 touchdowns . . . Also played basketball . . . Rated as the No. 110 "athlete" in the country and the No. 129 player in the state of Georgia by 247Sports Composite . . . Ranked the No. 157 "athlete" in the country and the No. 132 player in Georgia by 247Sports . . . Ranked as the No. 71 "athlete" in the country and the No. 133 player in Georgia by On3 . . . Ranked as the No. 78 "athlete" in the country and the No. 131 player in Georgia by On3 Consensus.

PERSONAL: Born Joshua Kenneth Dallas on September 11 in Atlanta . . . Son of Kenny and Sharon Dallas . . . Has five siblings: Jake, Caleb, David, Elly and Zech . . . Brother, David, also plays football at Georgia Southern.

MAJOR: Communication Studies

82 MATTHEW DANIEL

PUNTER • 5-11 • 175 • R-SR.
RICHMOND HILL, GA.
RICHMOND HILL HS • WEST VIRGINIA



2021-22 - Sun Belt Conference Academic Commissioner's List

2022-23: Did not play in any games . . . A valuable member of the scout team . . . Moved back to punter in the spring . . . Made the Honor Roll in the spring.

2021-22: Did not see any game action . . . Served as the backup punter and holder all season, dressing for all 12 games . . . Moved to receiver in the spring and had a touchdown catch in the Spring Game . . . Made the Dean's List in the fall for posting a GPA higher than 3.50 . . . Made the Honor Roll in the spring for posting a 3.00 GPA or higher . . . Named to the 2021-22 Sun Belt Conference Commissioner's List for maintaining a 3.50 GPA or higher.

2020-21: Transferred to Georgia Southern but was not on the football team.

2019-20: Redshirted while on the West Virginia football squad.

HIGH SCHOOL: Played at Richmond Hill High for Coach Matt LeZotte ... A 2019 First-Team All-Region punter in the 6A Classification ... Averaged 38 yards per punt ... Also lettered in golf four times ... Was a receiver for Richmond Hill, hauling in 10 receptions for 165 yards ... Graduated with honors and National Honors Society.

PERSONAL: Born David Matthew Daniel on January 8 in Richmond Hill ... Son of Dallas and Mary Ellen Daniel ... Both parents went to Georgia Southern ... Has three siblings, Dallas, Brennan and Wesley.

MAJOR: Finance (Graduated)

37 QUINCY DARNELL

LINEBACKER • 6-2 • 220 • R-SR.
ALPHARETTA, GA.
JOHNS CREEK HS



2021-22 - Sun Belt Conference Academic Commissioner's List
2020-21 - Sun Belt Conference Academic Honor Roll

2022-23: Did not play in any games ... A valuable member of the scout team ... Made the Dean's List in the spring for earning a 3.50 GPA or higher.

2021-22: Did not see any game action ... Moved to linebacker in the spring ... Made the move to defensive back in the spring ... Made the Dean's List in the fall for posting a GPA higher than 3.50 ... Made the Honor Roll in the spring for posting a 3.00 GPA or higher ... Named to the 2021-22 Sun Belt Conference Commissioner's List for maintaining a 3.50 GPA or higher.

2020-21: Played in two games ... Saw action on eight offensive snaps ... Saw limited action on offense against both Campbell and ULM ... Played three snaps on offense against UMass ... Made the Dean's List in the fall ... Made the Honor Roll in the spring ... Named to the 2020-21 Sun Belt Conference Academic Honor Roll for maintaining a 3.00-3.49 GPA.

2019-20: Joined the team in August, 2019 as a walk-on ... Did not see any game action and was redshirted ... Made the Honor Roll in the spring.

HIGH SCHOOL: Played at Johns Creek High for Coach Matt Helmerich ... A second-team all-region selection and first-team All-North Fulton County by the Atlanta Journal-Constitution ... Scored eight touchdowns on 18 receptions for 300 yards ... Was also a four-year letterman in track.

PERSONAL: Born Quincy Scott Darnell on November 26 in Alpharetta, GA ... Son of Philippa Darnell and Terence Darnell ... Has a brother, Rowan, and a sister, Esme.

MAJOR: Exercise Science

90

DA'SHAWN DAVIS

DEFENSIVE LINE • 6-2 • 230 • So.
CHARLOTTE, N.C.
HOUGH HS



2022-23: Played in seven games ... Was on the field for 80 defensive snaps ... Had six tackles, including 2.5 sacks ... Also had a quarterback hurry ... Made his collegiate debut in the win over No. 25 James Madison, playing eight snaps on defense ... Had a quarterback hurry in the win at Old Dominion ... Recorded two sacks against South Alabama ... Had three tackles at Louisiana ... Played three snaps on defense against Marshall and seven in the overtime win over App State ... Had half a sack in the Camellia Bowl against Buffalo.

HIGH SCHOOL: Played for Coach Matt Jenkins at Hough High ... A North Carolina Super Team/All-State Second-Team selection by The Charlotte Observer and Raleigh News & Observer ... Rated three stars by ESPN and as the No. 83 defensive tackle in the country and the No. 33 player in North Carolina ... The Queen City Board 4A Defensive Player of the Year ... Had 68 tackles (36 solo), including seven sacks, his senior year ... Had 129 tackles (59 solo), including 19 sacks, over his high school career.

PERSONAL: Born Da'Shawn A. Davis on April 14 in Charlotte ... Son of Latricia Byers and Norman Davis ... Has two siblings, Di'Andre and Vincent ... Brother, Di'Andre, plays football at ETSU.

MAJOR: Interdisciplinary Studies

DA'SHAWN DAVIS'S CAREER DEFENSIVE STATS

YEAR	G-S	U	A	TT	TFL	SKS	INT	PBU	QH	BLK	FR-FB
2022	7-0	2	4	6	2.5-17	2.5-17	0	0	1	0	0-0
	7-0	2	4	6	2.5-17	2.5-17	0	0	1	0	0-0

16 TYRELL DAVIS

DEFENSIVE BACK • 6-1 • 200 • R-So.
HARRISBURG, N.C.
HICKORY RIDGE HS



2021-22 - Sun Belt Conference Academic Honor Roll

2022-23: Played in two games and was redshirted ... Played 22 defensive snaps ... Played 12 snaps on defense in the opener against Morgan State ... Played 10 snaps on defense in the Camellia Bowl against Buffalo ... Made the Honor Roll in the fall.

2021-22: Played in all 12 games, starting the final five ... Played 524 total snaps (383 on defense, 141 on special teams) ... Posted 30 tackles, including four for loss, an interception and a pass breakup on the season ... Had a tackle for loss in the opener against Gardner-Webb ... Played 29 total snaps at Florida Atlantic ... Had three tackles at Arkansas ... Had a tackle against Louisiana ... Posted seven tackles, including one for loss, and an interception against Arkansas State ... Had a pass break up at Troy and tallied two tackles at South Alabama ... Got his first collegiate start against Georgia State and posted three tackles ... Had one stop against Coastal Carolina ... Had six tackles, including one for a loss and returned a blocked punt 20 yards for a touchdown in the win at Texas State ... Posted two tackles, including one for loss,

at App State . . . Made the Honor Roll in the fall and spring for posting a 3.00 GPA or higher . . . Named to the 2021-22 Sun Belt Conference Academic Honor Roll for maintaining a 3.00-3.49 GPA.

2020-21: Graduated from high school early and enrolled at Georgia Southern in January . . . Went through spring practice with the Eagles . . . Made the Dean's List in the spring for posting a 3.50 GPA or higher.

HIGH SCHOOL: Played at Hickory Ridge High for Coach Jupiter Wilson . . . Ranked the No. 122 safety in the country by 247Sports Composite Rankings . . . Listed as the No. 148 cornerback in the country and the No. 71 player in North Carolina by ESPN.com . . . An all-conference defensive back as named by The Charlotte Observer his junior season . . . Posted 75 tackles and five interceptions that season . . . Season senior was postponed due to COVID-19.

PERSONAL: Born Tyrell Jayden Davis on September 11 in Charleston, SC . . . Son of Simona Mitchell-Kelly and Melvin Kelly . . . Has a sister, Lauren Kelly, and a brother, Jaiden Kelly.

MAJOR: Marketing

TYRELL DAVIS'S CAREER DEFENSIVE STATS

YEAR	G-S	U	A	TT	TFL	SKS	INT	PBU	QH	BLK	FR-FF
2021	12-5	21	9	30	4.0-7	0.0-0	1	1	0	0	0-0
2022	2-0	0	0	0	0.0-0	0.0-0	0	0	0	0	0-0
	14-5	21	9	30	4.0-7	0.0-0	1	1	0	0	0-0

39

REID DEDMAN

LINEBACKER • 5-11 • 205 • R-Sr.

CARROLLTON, GA.

CARROLLTON HS



2021-22 - Sun Belt Conference Academic Honor Roll

2020-21 - Sun Belt Conference Academic Honor Roll

2019-20 - Sun Belt Conference Academic Honor Roll

2022-23: Played in 12 games, starting one . . . Was on the field for 247 total snaps (96 defense, 151 special teams) . . . Had 14 tackles, including one for loss, and a forced fumble . . . Had a tackle for loss in the opener against Morgan State . . . Saw action on special teams in the win at Nebraska and at UAB . . . Played on both defense and special teams against Ball State . . . Had a tackle against Coastal Carolina . . . Played 12 snaps on defense and 22 on special teams at Georgia State . . . Made his first collegiate start in the win over No. 25 James Madison, posting seven tackles and a forced fumble . . . Had two tackles in the win at Old Dominion . . . Had one stop against South Alabama . . . Played 17 snaps on special teams at Louisiana . . . Had a tackle against Marshall and one in the overtime win over App State . . . Made the Dean's List in the fall for posting a GPA higher than 3.50 . . . Made the Honor Roll in the spring.

2021-22: Played in all 12 games . . . Played 389 total snaps (309 on defense, 80 on special teams) . . . Totaled 25 tackles, including 4.5 for loss and a sack, on the season . . . Played 24 total snaps in the opener against Gardner-Webb . . . Tallied a tackle at Florida Atlantic . . . Had two tackles at Arkansas and against Louisiana . . . Played 25 total snaps against Arkansas State . . . Had four tackles, including one for loss, at Troy . . . Had two stops, including half a tackle for loss, at South Alabama . . . Had two tackles against Georgia State . . . Had four tackles, including a sack for a 22-yard loss, against Coastal Carolina . . . Had five tackles, including 1.5 for loss, in the win at Texas State . . . Posted a tackle against BYU . . . Had two tackles, including half a tackle for loss, at App State . . . Made the Honor Roll in the fall for posting above a 3.00 GPA . . . Made the Dean's List in the spring for posting a GPA higher than 3.50 . . . Named to the 2021-22 Sun Belt Conference Academic Honor Roll for maintaining a 3.00-3.49 GPA.

2020-21: Played in all 13 games . . . Saw action on 255 total snaps (122 on defense, 133 on special teams) . . . Tallied nine tackles, including 2.5 for loss and a sack, along with a fumble recovery . . . Saw limited action on special teams against Campbell and Louisiana . . . Played five special teams snaps at ULM . . . Played six total snaps against UMass . . . Played nine snaps on special teams against Coastal Carolina and 12 against South Alabama . . . Played nine special teams snaps against Troy . . . Played 15 snaps on special teams against Texas State . . . Played 10 snaps on special teams at Army West Point . . . Had a tackle at Georgia State, playing a career-high 28 defensive snaps . . . Had a tackle and a fumble recovery against Florida Atlantic . . . Had four tackles, including 1.5 for loss and a sack, against App State . . . Had two tackles, including one for loss, against Louisiana Tech in the R+L Carriers New Orleans Bowl . . . Made the President's List in the spring for posting a perfect 4.0 GPA . . . Named to the 2020-21 Sun Belt Conference Academic Honor Roll for maintaining a 3.00-3.49 GPA.

2019-20: Played in four games, but was still able to redshirt . . . Saw action on 23 total snaps . . . Made his collegiate debut against Louisiana . . . Played nine special teams snaps against ULM and seven against Georgia State . . . Saw special teams action against Liberty in the Cure Bowl . . . Made the Honor Roll in the fall and spring . . . Named to the 2019-20 Sun Belt Conference Academic Honor Roll for maintaining a 3.00-3.49 GPA.

HIGH SCHOOL: Played at Carrollton High for Coach Sean Calhoun . . . Named the 2016 times Georgian Defensive Player of the Year . . . A preseason all-state selection his senior season . . . Named first-team all-area and all-region his junior and senior seasons . . . Named first-team all-region as a sophomore.

PERSONAL: Born Reid Thomas Dedman on July 17 in Carrollton, GA . . . Son of Wally and April Dedman . . . Has two siblings, Nicholas and Anna.

MAJOR: Interdisciplinary Studies (Graduated)

REID DEDMAN'S CAREER DEFENSIVE STATS

YEAR	G-S	U	A	TT	TFL	SKS	INT	PBU	QH	BLK	FR-FF
2019	4-0	0	0	0	0.0-0	0.0-0	0	0	0	0	0-0
2020	13-0	8	1	9	2.5-11	1.0-6	0	0	0	0	1-0
2021	12-0	10	15	25	4.5-34	1.0-5	0	0	0	0	0-0
2022	12-1	8	6	14	1.0-1	0.0-0	0	0	0	0	0-1
	31-1	26	22	48	8.0-46	2.0-11	0	0	0	0	1-1

2

JALEN DENTON

DEFENSIVE BACK • 5-10 • 180 • R-Jr.

MEMPHIS, TENN.

LAUSANNE COLLEGIATE • OLE MISS



2022-23: Played in nine games . . . Was on the field for 112 total snaps (89 offense, 23 special teams) . . . Had one tackle and two pass break ups . . . Had an interception in the opener against Morgan State . . . Played 14 snaps on defense at UAB and eight against Ball State . . . Played 14 snaps on defense against Coastal Carolina . . . Had a tackle in the win over No. 25 James Madison . . . Played briefly on defense in the win at Old Dominion . . . Was on the field for three special teams plays against South Alabama and two at Louisiana . . . Had two pass break ups in the Camellia Bowl against Buffalo . . . Made the Honor Roll in the spring.

2021-22: Played in three games at Ole Miss . . . Was able to redshirt . . . Saw action against Austin Peay, Tennessee and Auburn . . . Entered the NCAA Transfer Portal in April . . . Enrolled at Georgia Southern in the summer.

2020-21: Appeared in seven games as a reserve defensive back and on special teams . . . Recorded one tackle on the season.

HIGH SCHOOL: Was a three-year letterwinner for Coach Kevin Locastro at Lausanne Collegiate ... Helped the Lynx to a 38-1 record during his three years of prep football ... Earned honorable mention all-region honors as a senior ... The state runner-up in the 4 x 200 relay.

PERSONAL: Born Jalen Christopher Denton on November 26 in Memphis ... Son of Cory and Sebrenia Denton ... Has two brothers, Cory and Brandon, and a sister, Destiny.

MAJOR: Interdisciplinary Studies

28

CHANDLER DIAL-WATSON

DEFENSIVE BACK • 5-11 • 205 • R-JR.

GAINESVILLE, GA.

FLOWERY BRANCH HS



2021-22 - Sun Belt Conference Academic Commissioner's List

2020-21 - Sun Belt Conference Academic Honor Roll

2022-23: Did not play in any games ... Made the Honor Roll in the fall and spring.

2021-22: Played in all 12 games, playing 46 special teams plays ... Saw his first collegiate action against Coastal Carolina, playing four snaps on special teams ... Was in for 16 snaps on special teams in the win at Texas State ... Played 14 snaps on special teams against BYU ... Played 12 snaps on special teams at App State ... Made the Dean's List in the fall and spring for posting a GPA higher than 3.50 ... Named to the 2021-22 Sun Belt Conference Commissioner's List for maintaining a 3.50 GPA or higher.

2020-21: Did not see any game action ... Was redshirted ... Was on the dress squad for the New Orleans Bowl ... Made the Honor Roll in the fall and spring for posting above a 3.00 GPA ... Named to the 2020-21 Sun Belt Conference Academic Honor Roll for maintaining a 3.00-3.49 GPA.

HIGH SCHOOL: Played football for Coach Ben Hall at Flowery Branch High ... Named first-team all-region three times ... Had 67 tackles and four blocked punts as a senior ... Also played basketball and ran track.

PERSONAL: Born Chandler Chance Dial-Watson on January 30 in Gainesville, GA ... Son of Tabitha Hale and Chezley Watson ... Father played basketball at the University of Virginia ... Has four brothers: twin Chase Dial-Watson, a member of the Eagle football team, Cooper Hale, Cannon Hale, Brayden Watson, and a sister, Ava Watson.

MAJOR: Finance

26

CHASE DIAL-WATSON

DEFENSIVE BACK • 5-11 • 200 • R-JR.

GAINESVILLE, GA.

FLOWERY BRANCH HS



2021-22 - Sun Belt Conference Academic Honor Roll

2022-23: Played in all 13 games, starting one ... Was on the field for 235 total snaps (86 defense, 149 special teams) ... Had 14 tackles, including half a stop for loss, two pass break ups and a forced fumble ... Had a tackle in the opener against Morgan State ... Had a tackle in the win at Nebraska ... Had a stop at UAB ... Also had a tackle against Ball State ... Played six snaps on special teams against Coastal Carolina and seven at Georgia State ... Had a pass breakup in the win over No. 25 James Madison ... Had a tackle in the win at Old Dominion and against South Alabama ... Played 19 snaps on special teams at Louisiana and 12 against Marshall ... Played 21 snaps on special teams in the overtime win over App State ... Made his first career start in the Camellia Bowl against Buffalo ... Responded with eight tackles, a forced fumble and a pass break up.

2021-22: Played in the final four games ... Played 98 total snaps (five on defense, 93 on special teams) ... Had two tackles on the season ... Had a tackle on special teams in the opener against Gardner-Webb ... Played six snaps on special teams at Florida Atlantic and eight at Arkansas ... Was on the field for five special teams plays against Louisiana ... Had a pass break-up against Arkansas State ... Played six special teams plays at Troy and eight at South Alabama ... Was on the field for seven special teams snaps against Georgia State and six against Coastal Carolina ... Was in for 17 special teams snaps in the win at Texas State ... Had a tackle on special teams against BYU ... Played eight snaps on special teams at App State ... Made the Honor Roll in the fall for posting above a 3.00 GPA ... Made the Dean's List in the spring for posting a GPA higher than 3.50 ... Named to the 2021-22 Sun Belt Conference Academic Honor Roll for maintaining a 3.00-3.49 GPA.

2020-21: Did not see any game action ... Was redshirted ... Made the Honor Roll in the spring for posting above a 3.00 GPA.

HIGH SCHOOL: Played football for Coach Ben Hall at Flowery Branch High ... Named first-team all-region three times ... Named all-state as a junior ... Had 60 tackles and seven interceptions as a senior ... Also played basketball and ran track.

PERSONAL: Born Chezley Chase Dial-Watson on January 30 in Gainesville, GA ... Son of Tabitha Hale and Chezley Watson ... Father played basketball at the University of Virginia ... Has four brothers: twin Chandler Dial-Watson, a member of the Eagle football team, Cooper Hale, Cannon Hale, Brayden Watson, and a sister, Ava Watson.

MAJOR: Finance

27

ETHAN DIRRIM

TIGHT END • 6-2 • 235 • Sr.
CANTON, GA.
CREEKVIEW HS • MERCER



2022-23: Played in nine games, starting one ... Was on the field for 159 total snaps (61 offense, 98 special teams) ... Suffered an off-season leg injury that kept him out of the first four games ... Made his Eagle debut against Coastal Carolina ... Played 17 snaps on offense and six on special teams ... Got the start at Georgia State ... Played 31 snaps on offense and eight on special teams ... Played 24 total snaps in the win over No. 25 James Madison ... Was on the field for six special teams snaps in the win at Old Dominion and 23 total snaps against South Alabama ... Played five snaps on special teams at Louisiana and seven against Marshall ... Played 18 snaps in the overtime win over App State ... Was in for eight total snaps in the Camellia Bowl against Buffalo.

2021-22: Played in and started all 10 games at Mercer ... Caught 22 passes for 373 yards and three touchdowns ... Had a long catch of 71 yards against VMI ... Had seven rushes for 24 yards at Alabama ... Caught five passes for 125 yards and a touchdown against VMI ... Also had touchdown catches against Point and ETSU ... Entered the NCAA Transfer Portal following the season and enrolled at Georgia Southern in January ... Made the Dean's List in the spring.

2020-21: Named to the All-Southern Conference Freshman Team while playing at Mercer ... Played in 11 games for the Bears, starting seven ... Rushed for 29 yards on 11 attempts ... Also caught 22 passes for 417 yards and four scores ... His first collegiate catch was a 30-yard touchdown in the fall season-opener at Jacksonville State ... Caught three passes for 91 yards against No. 9 Chattanooga ... Had a pair of games with four receptions: Wofford and Furman ... His season-high of 110 yards came against Furman on four receptions ... Team played in both in both the fall and spring.

HIGH SCHOOL: A four-sport athlete at Creekview High for Coach Trevor Williams ... Was a two-way player at Creekview ... An all-state selection in 2019 after catching 45 passes for 721 yards and 13 touchdowns ... Voted the Cherokee Gridiron Club's Player of the Year as a senior ... Named first-team all-region and all-county in 2019 ... Caught 77 passes for 959 yards over his varsity career ... Also played soccer, basketball and ran track at Creekview.

PERSONAL: Born Ethan John-Gary Dirrim on September 27 in Atlanta ... Son of Barbara and Patrick Dirrim ... Has six siblings: Jacob, Rachel, Bekah, Jonah, Pablo and Ezra ... Grandfather (John Cosgrove) played football at the University of Colorado.

MAJOR: Psychology

ETHAN DIRRIM'S CAREER RECEIVING STATS

Year	G-S	REC	NET	APC	TD	APG	LONG
2020*	11-7	22	417	19.0	4	37.9	54 (FUR)
2021*	10-10	22	373	17.0	3	37.3	71 (VMI)
2022	9-1	0	0	0.0	0	0.0	-
	30-18	44	790	18.0	7	37.6	71 (VMI)
<i>GS Only</i>	9-1	0	0	0.0	0	0.0	-

* - at Mercer

35

TERRON DIXON II

RUNNING BACK • 5-10 • 185 • R-Sr.
PEMBROKE, GA.
BRYAN COUNTY HS • LAGRANGE COLLEGE



2022-23: Played in two games ... Was on the field for four offensive snaps ... Had three carries for 11 yards on the season ... Tallied two carries for 6 yards in the opener against Morgan State ... Had a 5-yard run for a key first down in the overtime win over App State.

2021-22: Played in one game ... Made his FBS debut against Arkansas State late, carrying the ball on the final play of the game.

2020-21: Transferred to Georgia Southern in the fall after his conference elected not to play in the fall due to COVID-19 ... Did not see any game action at Georgia Southern ... A valuable member of the scout team.

2019-20: Played at LaGrange College for Coach Earl Chambers ... The USA South Offensive Rookie of the Year ... A USA South All-Conference second-team running back ... Played in eight games with two starts ... Led team and all USA South rookies in rushing with 772 yards ... Averaged 96.5 yards per game ... Led the conference with 9.3 yards per carry average ... Scored seven touchdowns in just eight games played, good for second on the team ... Against USA South opposition, carried the ball 82 times for 696 yards, averaging 99.4 yards per game, and scored six touchdowns ... Set school and conference records with 306 yards rushing at Methodist ... Set the school record with 34 carries in the same game ... Had an 80-yard touchdown run at Methodist, the third-longest run in program history ... Had a then-school record 284 rushing yards against Greensboro ... Tied the school record with four rushing touchdowns and averaged 16.7 yards per carry in same game ... Had a 76-yard touchdown run on first carry of season at Apprentice ... Named the USA South Offensive Player of the Week and USA South Offensive Rookie of the Week twice during the season.

HIGH SCHOOL: Played for Coach Mario Mincey at Bryan County High ... Named first-team all-region ... Twice was named second-team all-region ... Rushed for 870 yards in eight games as a senior ... Averaged 109.3 all-purpose yards ... Also played baseball.

PERSONAL: Born Terron Jermaine Dixon II on September 20 ... Son of T.J. Dixon.

MAJOR: Psychology (Graduated)

27

ANDREW DOUGLAS

DEFENSIVE BACK • 5-11 • 190 • R-So.
DECATUR, GA.
MOUNT VERNON HS



2022-23: Played in one game, playing seven defensive snaps ... Had a tackle in the opener against Morgan State.

2021-22: Played in four games and was able to redshirt ... Played 34 total snaps (two on offense, 32 on special teams) ... Played four snaps on special teams in the opener against Gardner-Webb ... Saw action on two offensive plays and seven on special teams at Florida

Atlantic ... Played 12 snaps on special teams at Arkansas and nine against Louisiana ... Made the Honor Roll in the fall for posting above a 3.00 GPA.

HIGH SCHOOL: Played at Mount Vernon High for Coach Wayne Dabbs ... As a senior, was named AJC preseason all-state, player of the year, first-team all-region and first-team all-state ... as a junior, was named preseason all-state, first-team all-region and first-team all-state ... Was named second-team all-region as a wide receiver as a sophomore ... Had over 1,200 all-purpose yards his final three seasons.

PERSONAL: Born Andrew DeCariel Douglas on April 28 in Alpharetta, GA ... Son of Pam and Andre Douglas ... Has four brothers, Keon, Ja'Von, Austin and Justin, and a sister, Aundria ... Sister attended Georgia Southern and was on the track & field team.

MAJOR: Management

33 ROBERT EDWARDS III

RUNNING BACK • 5-11 • 220 • R-FR.
COLUMBUS, GA.
COLUMBUS HS



2022-23: Did not play in any games ... Was redshirted ... Made the Honor Roll in the fall.

HIGH SCHOOL: Played at Columbus High for Coach Philip Marino ... An honorable mention all-state selection ... Named first-team all-city ... Ran for 1,388 yards and 19 total touchdowns as a senior ... Averaged 138.8 yards on the ground per game ... Had 1,742 all-purpose yards ... Left Columbus as the school's all-time leading rusher with records for most rushing yards in a season and most rushing touchdowns in a game ... Also ran track.

PERSONAL: Born Robert Edwards III on April 14 in Columbus, GA ... Son of Robert Edwards Jr. and Danielle Edwards ... Has three brothers: Tyrese Edwards, Thenadie Simmons and Bobby Story.

MAJOR: Exercise Science

94 ELHADJ FALL

DEFENSIVE LINE • 6-4 • 285 • R-FR.
MARIETTA, GA.
OSBORNE HS



2022-23: Played in five games and was able to redshirt ... Was on the field for 146 defensive snaps ... Had 10 tackles and a quarterback hurry ... Made his collegiate debut against South Alabama, playing briefly on defense ... Played 27 snaps on defense against Louisiana ... Had a tackle against Marshall ... Recorded two tackles in the overtime win over App State ... Had a tackle and a quarterback hurry in the Camellia Bowl against Buffalo ... Made the Honor Roll in the fall.

HIGH SCHOOL: Played for Coach Luqman Salam at Osborne High ... Named second-team all-region as a senior for Region 6-6A.

PERSONAL: Born Elhadj Fall on April 23 in Marietta, GA ... Son of Sokhna Cisse and Abdoul Fall.

MAJOR: Economics

30 JACK FERGUSON

DEFENSIVE BACK • 5-11 • 190 • R-JR.
MARIETTA, GA.
LASSITER HS



2022-23: Did not play in any games ... Made the Honor Roll in the fall and spring.

2021-22: Did not see any game action ... Made the Honor Roll in the fall for posting above a 3.00 GPA.

2020-21: Did not see any game action ... Was redshirted ... Made the Honor Roll in the fall.

HIGH SCHOOL: Played football for Coach Sean Thom at Lassiter High ... A two-time first-team all-region selection by the Marietta Daily Journal ... Also named second-team all-county by the paper ... An all-state honorable mention selection by recruit Georgia ... Had six interceptions as a senior ... Also played lacrosse.

PERSONAL: Born Jack Ryan Ferguson on January 26 in Marietta, GA ... Son of Jill and Scott Ferguson ... Father played football at Eastern Kentucky ... Has three siblings: Kate, Julia and Luke.

MAJOR: Sport Management

52 JACOB FERGUSON

DEFENSIVE LINE • 6-3 • 245 • R-JR.
TROY, MO.
TROY BUCHANAN HS • IOWA WESTERN CC



2022-23: Played in one game for Iowa Western CC, posting two tackles ... One of those tackles was for loss ... The Reivers won the NJCAA national title ... Enrolled at Georgia Southern in January ... Made the Honor Roll in the spring.

2021-22: Had 2.5 sacks in five games for Iowa Western CC.

2020-21: Attended Northern Iowa, where he redshirted.

HIGH SCHOOL: Played for Coach Ryan Nesbitt at Troy Buchanan High ... A two-time all-conference honoree who also earned all-district honors in 2018 and 2019 ... Racked up 45 tackles, including 6.0 sacks and 19 tackles for loss, along with two forced fumbles, two fumble

recoveries and a touchdown as a senior ... A four-sport athlete who played football, wrestling, lacrosse and track & field.

PERSONAL: Born Jacob Ferguson on March 26 in St. Louis ... Son of Lashonda and Antonio Felder ... Has three brothers, Micah, Caleb and Gabriel, and a sister, Jordan.

MAJOR: Interdisciplinary Studies

11 JON FERGUSON

LINEBACKER • 6-1 • 235 • 6TH YEAR
MANCHESTER, GA.
MANCHESTER HS



2019-20 - Sun Belt Conference Academic Honor Roll

2022-23: Played in all 13 games ... Was on the field for 269 total snaps (19 defense, 250 special teams) ... Posted 10 tackles ... Had a tackle in the opener against Morgan State ... Played 18 snaps on special teams in the win at Nebraska ... Had a tackle at UAB ... Had a tackle against Ball State ... Played 16 snaps on special teams against Coastal Carolina and 22 at Georgia State ... Had a tackle on special teams in the win over No. 25 James Madison ... Had a tackle in the win at Old Dominion ... Selected to wear the No. 0 jersey for the game ... Had a tackle against South Alabama ... Had two tackles at Louisiana ... Played 19 total snaps against Marshall and 29 in the overtime win over App State ... Played 22 total snaps in the Camellia Bowl against Buffalo.

2021-22: Played in 10 games ... Played 217 total snaps (152 on defense, 65 on special teams) ... Had 22 tackles on the season ... Tallied two tackles at Florida Atlantic ... Posted four tackles at Arkansas ... Played 11 snaps against Arkansas State ... Had two tackles at Troy and three at South Alabama ... Posted a tackle against Georgia State and another against Coastal Carolina ... Had three tackles in the win at Texas State ... Had five tackles against BYU and one at App State ... Made the Honor Roll in the spring for posting a 3.00 GPA or higher.

2020-21: Played in eight games ... Saw action on 139 total snaps (102 on defense, 37 on special teams) ... Had 15 tackles on the season ... Missed the first three games with an injury, but returned to play against UMass ... Had a tackle in that game ... Was on the field for nine special teams snaps against South Alabama and three against Troy ... Missed the Texas State and Army West Point games with an injury ... Returned to play against Georgia State, tallying seven tackles on 34 defensive plays ... Had a tackle against Florida Atlantic ... Posted five tackles against App State ... Played 24 total snaps against Louisiana Tech in the R+L Carriers New Orleans Bowl ... Made the Honor Roll in the spring for posting above a 3.00 GPA.

2019-20: Played in four games, seeing action on 36 plays ... Played 13 snaps on special teams in the opener at No. 6 LSU ... Was on the field for 10 special teams plays against Maine and six against Louisiana ... Suffered an injury against UL and missed the rest of the season ... Made the Honor Roll in the fall and spring ... Named to the 2019-20 Sun Belt Conference Academic Honor Roll for maintaining a 3.00-3.49 GPA.

2018-19: Played in three games, but was still able to redshirt under the new NCAA rules ... Was on the field for 48 defensive snaps ... Tallied six total tackles ... Saw action against Clemson (13 snaps), Arkansas State (17 snaps) and New Mexico State (18 snaps) ... Posted two stops at No. 2 Clemson ... Had three tackles against New Mexico State ... Made the Honor Roll in the fall for posting above a 3.0 GPA.

HIGH SCHOOL: Played for Coach Evan Hochstetter at Manchester High ... An original verbal commit to UCF ... Rated as the No. 91 inside linebacker in the country by 247Sports Composite Rankings ... Ranked the No. 113 ILB in the country and the No. 221 Player in Georgia by

247Sports ... Ended up with 122 tackles on the year, to along with 26 tackles for loss and 7.0 sacks ... The state's Group A Defensive Player of the Year and first-team all-state selection by the Atlanta Journal-Constitution ... Earned the same honors from the Georgia Sports Writers Association ... A first-team all-state selection for the Group A level by RecruitGeorgia ... A first-team all-state selection by the AJC as a junior.

PERSONAL: Born Jontavious Quintez Ferguson on April 26 in Thomaston, GA ... Son of Elaine Ferguson and Johnny Ferguson ... Has two brothers, Rickey and Saiquan, and a sister, Jalisa.

MAJOR: Interdisciplinary Studies (Graduated)

JON FERGUSON'S CAREER DEFENSIVE STATS

YEAR	G-S	U	A	TT	TFL	SKS	INT	PBU	QH	BLK	FR-FF
2018	3-0	2	4	6	0.0-0	0.0-0	0	0	0	0	0-0
2019	4-0	0	0	0	0.0-0	0.0-0	0	0	0	0	0-0
2020	8-0	12	3	15	0.0-0	0.0-0	0	0	0	0	0-0
2021	10-0	8	14	22	0.0-0	0.0-0	0	0	0	0	0-0
2022	13-0	5	5	10	0.0-0	0.0-0	0	0	0	0	0-0
TOTAL	38-0	27	26	53	0.0-0	0.0-0	0	0	0	0	0-0

16 COLTON FITZGERALD

QUARTERBACK • 6-2 • 205 • R-So.
SANTA CLARITA, CALIF.
SAUGUS HS • BOISE STATE



2022-23: Played in one game ... Saw action on four snaps late in the opener against Morgan State.

2021-22: Was able to redshirt while playing for Boise State ... Entered the NCAA Transfer Portal in April and enrolled at Georgia Southern in July.

HIGH SCHOOL: Played for Coach Jason Bornn at Saugus High ... The Saugus High School Male Athlete of the Year and Foothill League MVP as a senior in 2021 ... Threw for 1,239 and 13 touchdowns against no interceptions in just five games as a senior ... Also played baseball.

PERSONAL: Born Colton Lee FitzGerald on April 7 in Valencia, CA ... Son of Darren and Misty FitzGerald ... Has an older sister, Cassidy.

MAJOR: Interdisciplinary Studies


96

CHASE FOLSER

KICKER • 5-11 • 185 • R-FR.

McDONOUGH, GA.

OLA HS



2022-23: Did not play in any games . . . Was redshirted . . . Made the Honor Roll in the fall.

HIGH SCHOOL: Played for Coach Ryan Angel at Ola High . . . Named all-state by the Atlanta Journal-Constitution as a senior . . . Named all-state by the Georgia High School Daily and the region specialist of the year his final season . . . Went 8 for 13 on field goals with a long of 55 yards and had 29 touchbacks on 33 kickoffs that year . . . An all-region first-team selection in 2020 . . . Finished his career 19 of 22 on field goals inside 45 yards . . . Hit three field goals (52, 53, 55) longer than the previous school record of 51 yards . . . Also played soccer and was named midfielder of year.

PERSONAL: Born Chase Robert Folser on February, 25 in Savannah, GA . . . Son of Robert Folser and Jennifer Folser . . . Has an older brother, Devin, who kicks for the Mercer football team.

MAJOR: Communication Studies

97

BRENDAN FRANKE

KICKER • 6-3 • 255 • SR.

GRETNA, NEB.

GRETNA HS • NEBRASKA



2022-23: Handled Nebraska's kickoff duties for the second straight season in 2022 . . . Booted 36 of his 54 kickoffs for touchbacks . . . Only 15 of his kickoffs were returned . . . Helped Nebraska limit the opponents to just 18.0 yards per return . . . Had two touchbacks on four kickoffs in the opener against Northwestern before recording booting five touchbacks on seven kickoffs against both North Dakota and Georgia Southern . . . Recorded a touchback on all three of his kickoffs against No. 6 Oklahoma . . . Had five touchbacks in six kickoffs against Indiana . . . Kicked off three times at Rutgers and had two touchbacks . . . Tied his season high with five touchbacks and seven kickoffs at Purdue . . . Reached the end zone on all three of his kickoffs against Illinois . . . Recorded one touchback on four kickoffs against Illinois . . . Reached the end zone with all three of his kickoffs against Wisconsin . . . Recorded touchbacks on two his five kickoffs at Iowa in the season finale . . . Entered the NCAA Transfer Portal in December . . . Enrolled at Georgia Southern in January . . . Made the Honor Roll in the spring.

2021-22: Won the job as Nebraska's kickoff specialist in his first season as a Husker . . . Booted 38 touchbacks on his 62 kickoffs . . . Recorded four touchbacks in six attempts at Illinois and allowed only one kickoff return for 9 yards . . . Then had five touchbacks on five kickoffs in the win over Fordham . . . Had three touchbacks on five kickoffs against Buffalo and two touchbacks in four kickoffs at No. 3 Oklahoma . . . Recorded two touchbacks in five kickoffs at No. 20 Michigan State . . . Had five touchbacks on a career-high nine kickoffs against Northwestern . . . Recorded two touchbacks on five kickoffs against No. 9 Michigan, and the Wolverines averaged only 19.0 yards on the three kickoffs they returned . . . Then had three touchbacks in five kickoffs at Minnesota, and the Golden Gophers averaged only 15.5 yards on their two kickoff returns . . . Recorded touchbacks on all four of his kickoffs against Purdue . . . Had two touchbacks on four kickoffs against No. 6 Ohio State . . . Had two touchbacks on five kickoffs at No. 19 Wisconsin . . . In the final game of the season, recorded four touchbacks in his five kickoffs against No. 17 Iowa

. . . The lone kick he didn't boot for a touchback was a free kick from the 20-yard line following a Husker safety.

2020-21: Played a season for Morningside College and made 3-of-4 PAT attempts, while handling kickoff duties where he knocked 35-of-59 kickoffs for touchbacks.

HIGH SCHOOL: Did not play football in high school at Gretna, but was the starting goalie for the Dragons' soccer team.

PERSONAL: Born Brendan William Franke on October 17 in Gretna, NE . . . Son of Jason Franke and Krissy Simon, and his stepfather is Dave Simon . . . Has three siblings: Taylor Danley, Kortian Franke and Elisa Franke.

MAJOR: Interdisciplinary Studies


12

JC FRENCH

QUARTERBACK • 6-1 • 220 • R-FR.

ROSWELL, GA.

BLESSED TRINITY CATHOLIC • MEMPHIS



2022-23: Did not play in any games at Memphis . . . Was redshirted . . . Entered the NCAA Transfer Portal in December . . . Enrolled at Georgia Southern in January.

HIGH SCHOOL: Played his senior year at Blessed Trinity Catholic for Tom Hall . . . Rated the No. 21 quarterback in the country and the No. 77 player in Georgia by ESPN Recruiting . . . Ranked the No. 86 quarterback in the nation by On3 . . . Threw for 2,902 yards and 32 touchdowns as a junior at Wesleyan High in helping the school to the state finals . . . Started for the Wolves as a freshman and made an immediate splash, passing for 1,901 yards, sixth most in the county, with 13 touchdowns and five interceptions in 2018 . . . He competed 205 of 312 passes, while also getting the nod in the red zone to run for 16 touchdowns and nearly 400 yards, as a sophomore.

PERSONAL: Born James Charles French IV on December 4 . . . Son of Lisa and Jimmy French . . . Has one sister, Ellie.

MAJOR: Marketing

20

TERRANCE GIBBS

RUNNING BACK • 6-1 • 205 • R-FR.

WINTER PARK, FLA.

WINTER PARK HS



2022-23: Was redshirted . . . Did not see any game action while continuing to rehabilitate his knee.

HIGH SCHOOL: Played for Coach Tim Shifflett at Winter Park High . . . An ESPN300 recruit, the first in Georgia Southern history . . . Ranked as the No. 174 overall player in the country, the

No. 14 running back in the nation and the No. 22 player in the state of Florida by ESPN.com ... Listed as the No. 38 running back in the country and the No. 79 player in Florida by Rivals ... Rated as the No. 47 running back in the country and the No. 85 player in the Sunshine State by On3 Recruiting ... Ranked as the No. 53 running back in the country and the No. 81 player in Florida by 247Sports ... Held an offer from nearly 30 programs including the likes of LSU, Florida, Florida State, Auburn and Georgia ... Suffered a knee injury just before his junior season ... Missed all of his junior year and played sparingly toward the end of his senior season ... Transferred to Winter Park after playing his freshman and sophomore seasons at Master's Academy in Florida ... Tallied 2,141 yards rushing and 30 touchdowns ... Also caught 24 passes for 366 yards, averaging 15.3 yards per reception ... Was selected to the MaxPreps Freshman All-American team in 2018, rushing for 1,503 yards and 21 touchdowns on 11.1 yards per carry ... Ran for 1,092 yards as a sophomore.

PERSONAL: Born Terrance Cornell Gibbs on January 21 in Winter Park, FL ... Son of Idoshia Wess ... Mother played basketball at Savannah College.

MAJOR: Interdisciplinary Studies

15 DAVON GILMORE

LINEBACKER • 6-3 • 250 • R-SR.
NORTH CHARLESTON, S.C.
FORT DORCHESTER HS • WINGATE



2022-23: A first-team Division II All-American by the Associated Press and second-team honors from D2CCA ... Started all 14 games for Wingate ... Tallied a team-high 95 tackles, including 20.5 for loss and 6.5 sacks ... Also had seven pass break ups, two forced fumbles and two quarterback hurries ... Named first-team All-SAC and all-region ... Named the South Atlantic Conference Defensive Player of the Week after a big game against Limestone where he recorded a team-high 12 tackles, including a game-high four tackles for loss, while also forcing a fumble ... Also had four TFL against Virginia Union.

2021-22: Played in six games for Wingate ... Had 19 tackles, including three for loss, and one pass break up ... Had eight tackles, including two for loss, against Limestone.

2020-21: Played in three games in Wingate's COVID-shortened season that was played in the spring ... Had 11 tackles, including half a stop for loss ... Posted six tackles against Barton.

2019-20: Redshirted at Wingate.

HIGH SCHOOL: Played for Coach Steve LaPrad ... Selected for the 82nd Shrine Bowl of the Carolinas All-Star Game as a senior ... Named to the All-Low Country team as a junior after leading the Patriots in total tackles with 139 ... Included in those 139 stops were 14 tackles for loss and four sacks ... Also had four forced fumbles.

PERSONAL: Born Davon Tyrone Gilmore on April 24 in Charleston, SC ... Son of Toya Gilmore.

MAJOR: Interdisciplinary Studies

DAVON GILMORE'S CAREER DEFENSIVE STATS

YEAR	G-S	U	A	TT	TFL	SKS	INT	PBU	QH	BLK	FR-FE
2020*	3-0	5	6	11	0.5-1	0.0-0	0	0	0	0	0-0
2021*	6-0	10	10	20	3.0-8	0.0-0	0	1	0	0	0-0
2022*	14-14	48	47	95	20.5-77	6.5-40	0	7	2	0	0-2
	23-14	63	63	126	24.0-86	6.5-40	0	8	2	0	0-2

* - at Wingate

43 JACOB HAMMONDS

LINEBACKER • 6-3 • 200 • R-FR.
GRIFFIN, GA.
GRIFFIN HS



2022-23: Played in five games and was able to redshirt ... Was on the field for 40 special teams snaps ... Made his collegiate debut against Ball State, playing on seven special teams plays ... Was on the field for 12 special teams snaps in the win over No. 25 James Madison ... Saw action on special teams in the win at Old Dominion ... Played five snaps on special teams against Marshall ... Played 12 snaps on special teams in the Camellia Bowl against Buffalo.

HIGH SCHOOL: Played for Coach Rusty Easom at Griffin High ... Named to the first-team defense for region 2-5A as a senior ... Posted 59 total tackles in his final season ... An honorable mention all-region performer as a sophomore ... Rated a three-star recruit by 247Sports who was ranked as the No. 217 linebacker in the country and the No. 151 player in the state of Georgia ... Listed as the No. 193 linebacker in the country and the No. 145 player in the state of Georgia by On3 ... Rated as the No. 192 linebacker in the country and No. 150 player in the Peach State by 247Sports Composite rankings ... Ranked as the No. 194 linebacker in the country and the No. 159 player in the Peach State by On3 Consensus.

PERSONAL: Born Jacob Avery Hammonds on October 29 in Griffin, GA ... Son of Jennifer and Justin Hammonds ... Has three siblings: Justin, Jaelyn and Joslynn.

MAJOR: Interdisciplinary Studies

4 DAMEL HICKMAN

DEFENSIVE BACK • 6-0 • 185 • SIXTH YEAR
CHARLOTTE, N.C.
BUTLER HS • EAST CAROLINA



2022-23: Played in all 13 games for East Carolina, making three starts ... Tallied 20 tackles and two pass break ups ... Booked one tackle and was credited with a pair of pass breakups against No. 13 NC State, earning his first career start ... Registered one solo tackle versus Old Dominion ... Tallied a pair of tackles (one solo) in the win over Campbell Posted six tackles in the win over Temple ... Recorded seven tackles over Coastal Carolina in the Pirates' bowl win ... Entered the NCAA Transfer Portal in December ... Enrolled at Georgia Southern in January ... Made the Honor Roll in the spring.

2021-22: Appeared in 11 games as a key member of special teams unit and in a reserve role in the Pirates' secondary ... Booked four stops (all solo) tying his career-high with two against Appalachian State ... Registered first career TFL (-2 yards) versus the Mountaineers in the fourth quarter ... One of four stops came as a member of defense (three special teams).

2020-21: Played in five games during the COVID-19 pandemic season ... Booked four tackles (all solo) as a member of special teams unit ... Also gained valuable experience in a reserve role in the secondary ... Led the team with four special teams stops (2/UCF, 1/Tulane, 1/SMU) ... Booked at least one stop in three of five games (multiple once).

2019: Appeared in five contest as a redshirt freshman ... Experienced late-season action against USE, Cincinnati, SMU, Connecticut and Tulsa, but did not record any official statistics ...

Earned promotion to defensive depth chart as Colby Gore's top backup at cornerback prior to home tilt vs. Bulls.

2018-19: Maintained redshirt status after playing in four games during his true freshman campaign . . . Experienced action as a defensive reserve and on special teams in contests vs. UCF, Memphis, Tulane and Connecticut . . . Was not credited with any tackles, but did record an interception against the Huskies (no return) . . . Picked off UConn quarterback Brandon Bisack's pass at the ECU 39-yard line on a 2nd-and-10 play with 39 seconds remaining in the fourth quarter . . . Inked with the Pirates during the early signing period in December, 2017.

HIGH SCHOOL: Earned three letters and served as a team captain for coach Brian Hales at Butler High . . . Was an All-Southwestern 4A Conference selection as a junior and senior . . . Collected 45 tackles, a pair of sacks, 10 pass breakups and five interceptions in 2017 while playing a key role in the Bulldogs' 8-3 record, a conference co-championship (with a 6-1 league mark) and trip to the state playoffs . . . Credited with 42 stops, eight deflections and three picks as a free safety during junior campaign in 2016, a year in which BHS compiled a 12-2 ledger . . . Opened sophomore season as captain of BHS's junior varsity squad before earning a promotion to the varsity unit and responding with 20 tackles, five pass breakups and one interception . . . Also earned track letters, competing in sprints and relays for the Bulldogs.

PERSONAL: Born Damel Hickman on August 24 in Charlotte, NC . . . Son of Daniel Hickman and Melanie Taylor.

MAJOR: Health Fitness Specialist (Graduated; ECU)

DAMEL HICKMAN'S CAREER DEFENSIVE STATS

YEAR	G-S	U	A	TT	TFL	SKS	INT	PBU	QH	BLK	FR-FF
2018*	4-0	0	0	0	0.0-0	0.0-0	1	0	0	0	0-0
2019*	5-0	0	0	0	0.0-0	0.0-0	0	0	0	0	0-0
2020*	5-0	4	0	4	0.0-0	0.0-0	0	0	0	0	0-0
2021*	11-0	4	0	4	1.0-4	0.0-0	0	0	0	0	0-0
2022*	13-3	14	6	20	0.0-0	0.0-0	0	2	0	0	0-0
	38-3	22	6	28	1.0-4	0.0-0	1	0	0	0	0-0

* - at East Carolina

24 TRACY HILL JR.

DEFENSIVE BACK • 6-3 • 190 • R-FR.

ATHENS, GA.

CLARKE CENTRAL HS • GEORGIA KNIGHTS PREP ACADEMY



2022-23: Did not play in any games . . . Was redshirted . . . A valuable member of the scout team . . . Made the Honor Roll in the spring.

2021-22: Attended Georgia Knights Prep Academy and played for Coach Cedric Roach in the fall before enrolling at Georgia Southern in the spring . . . Went through offseason workouts with the Eagles.

HIGH SCHOOL: Played at Clarke Central High for Coach David Perno . . . Named first-team all-state by the Georgia Athletic Coaches Association as a senior . . . Had 31 total tackles and seven interceptions . . . Also played basketball.

PERSONAL: Born Tracy Leon Hill Jr. on August 28 in Athens, GA . . . Son of Inga Hill and the late Tracy Hill . . . Mother attended Georgia Southern . . . Has three sisters: Imera, Traci and Tejal.

MAJOR: Psychology


7

KHALEB HOOD

WIDE RECEIVER • 5-10 • 180 • 5TH YEAR

MCDONOUGH, GA.

EAGLE'S LANDING CHRISTIAN • AIR FORCE PREP



2022 - All-Sun Belt Conference Second Team

2022 - All-Sun Belt Conference Second Team (Phil Steele)

2022 - All-Sun Belt Conference Honorable Mention (Pro Football Network)

2021 - All-Sun Belt Conference Honorable Mention

2021 - All-Sun Belt Conference Honorable Mention (Pro Football Focus)

2020 - All-Sun Belt Conference Third Team (Pro Football Focus)

2020 - All-Sun Belt Conference Third Team (Phil Steele)

2022-23: A second-team All-Sun Belt selection from the league . . . A second-team selection by Phil Steele and an honorable mention choice by Pro Football Network . . . Played in all 13 games, starting nine . . . Was on the field for 789 total snaps (761 offense, 28 special teams) . . . The conference's leader in catches per game . . . Set the school record for receptions (87) and yards (925) with three touchdowns . . . Finished the season as the school's all-time leader in receptions (151) and second in yards (1,744) . . . Averaged 7.4 yards per punt return and 20.0 yards on kickoff returns . . . Had six catches for 88 yards and a 46-yard touchdown in the opener against Morgan State . . . Caught six passes for 82 yards in the win at Nebraska . . . Also rushed for 9 yards . . . Had a long catch of 27 yards on the game-winning drive . . . Caught seven passes for 38 yards at UAB . . . Had four catches for 39 yards against Ball State . . . Caught four passes for 62 yards, including a 37-yarder, against Coastal Carolina . . . Had a career-high 11 catches for 122 yards and a touchdown at Georgia State . . . Caught eight passes for 131 yards in the win over No. 25 James Madison . . . Caught seven passes for 47 yards in the win at Old Dominion . . . Caught seven passes for 76 yards against South Alabama . . . Set the school's single-season and career reception record at Louisiana . . . Had six catches for 68 yards in the game . . . Had four catches for 40 yards, including a 27-yard touchdown, against Marshall . . . Had 10 catches for 103 yards in the overtime win over App State . . . Recorded seven catches for 27 yards, and had a 23-yard punt return, in the Camellia Bowl against Buffalo.

2021-22: Earned honorable mention All-Sun Belt accolades from the conference and Pro Football Focus . . . Started all 12 games . . . Played 772 total snaps (657 on offense, 115 on special teams) . . . Led the Eagles with 41 catches for 497 yards for an average of 12.6 yards per catch . . . Also had 13 rushes for 77 yards and a touchdown . . . Was the primary kickoff return and punt return man . . . Had three catches for 39 in the opener against Gardner-Webb . . . Tallied six catches for 55 yards at Florida Atlantic . . . Caught another six passes for 42 yards at Arkansas . . . Had two catches for 19 yards against Louisiana . . . Carried the ball twice for 11 yards and had two catches for 19 yards against Arkansas State . . . Had two rushes for 23 yards and a touchdown, along with three catches for 56 yards at Troy . . . Had a 10-yard run at South Alabama . . . Caught six passes for a career-high 107 yards against Georgia State . . . Had five catches for 66 yards against Coastal Carolina . . . Caught five passes for 61 yards and had a 4-yard rush in the win at Texas State . . . Had a 15-yard catch against BYU . . . Had two catches for 18 yards at App State.

2020-21: Played in all 13 games . . . Saw action on 248 total snaps (176 on offense, 72 on special teams) . . . A third-team All-Sun Belt Conference selection by Pro Football Focus and Phil Steele as a returner . . . Had 15 catches for 224 yards and two touchdowns . . . Carried the ball four times for 22 yards . . . Had 12 punt returns for an average of 10.2 with one touchdown . . . Averaged 16.5 yards on 12 kickoff returns . . . Played 27 total snaps against Campbell . . . Caught a 10-yard pass . . . Had three passes for 44 yards against Louisiana . . . Had a 28-yard, one-handed touchdown catch with less than a minute left in the game that landed him as the No. 1 play on SportsCenter's Top 10 Plays . . . Caught three passes for 30 yards against Coastal Carolina . . . Played 37 total snaps against Troy . . . Had a 5-yard catch against Texas State . . . Played 13 total snaps at Army West Point . . . Had a 44-yard catch at Georgia State . . . Was named the Sun Belt Conference Special Teams Player of the Week after returning a punt 49 yards for a touchdown against Florida Atlantic . . . Had two carries for 7 yards against App State . . . Had

a 65-yard touchdown catch against Louisiana Tech in the R+L Carriers New Orleans Bowl ... Made the Honor Roll in the fall.

2019-20: Played in all 13 games, seeing action on 240 total plays (112 offensive) ... Had eight catches for 98 yards ... Also carried the ball three times for 47 yards and had a passing attempt ... Made his collegiate debut at No. 6 LSU in the opener, playing nine offensive snaps ... Had a 12-yard reception against the Tigers ... Had a 3-yard rush and a 5-yard catch against Maine ... Had a 39-yard catch at Minnesota ... Had a 25-yard run against Coastal Carolina ... Was on the field for 15 total plays against No. 20 App State ... Had a 2-yard catch against Troy ... Played 20 total snaps against ULM ... Played 18 snaps at Arkansas State ... Had two catches for 28 yards against Georgia State ... Had a 3-yard catch against Liberty in the Cure Bowl ... Made the Honor Roll in the spring.

2018-19: Prepped at Air Force Prep ... Was a military training officer while enrolled there ... Enrolled at Georgia Southern in the summer.

HIGH SCHOOL: Played at Eagles Landing Christian Academy for Coach Jonathan Gess ... A first-team all-state selection as a senior at the Class A-Private level by the GHSCA ... A first-team all-Henry County selection by the Henry Herald as an all-purpose player his final season ... As a senior, tallied 55 tackles, four interceptions and two fumble recoveries to go along with six return touchdowns and 600 return yards ... A four-time state champion in track.

PERSONAL: Born Khaleb Joshua Hood on October 10 in Cincinnati, OH ... Son of Benji Hood and Keya Barron, along with Crystal Hood ... Has seven siblings.

MAJOR: Interdisciplinary Studies

KHALEB HOOD'S CAREER RECEIVING STATS

Year	G-S	REC	NET	APC	TD	APG	LONG
2019	13-0	8	98	12.2	0	7.5	39 (MINN)
2020	13-0	15	224	14.9	2	17.2	65 (LA TECH)
2021	12-12	35	442	12.6	0	36.8	46 (GAST)
2022	13-9	87	925	10.6	3	71.2	46 (MSU)
51-21		151	1,744	11.5	5	34.2	65 (LA TECH)

KHALEB HOOD'S CAREER RUSHING STATS

Year	G-S	ATT.	NET	APR	TD	APG	LONG
2019	13-0	3	37	12.3	0	2.8	25 (CCU)
2020	13-0	4	22	5.5	0	1.7	9 (LA TECH)
2021	12-12	13	77	5.9	1	6.4	23 (TROY)
2022	13-9	2	3	1.5	0	0.2	9 (NEB)
51-21		22	139	6.3	1	2.7	25 (CCU)

KHALEB HOOD'S CAREER KICK RETURN STATS

Year	G	ATT.	NET	APR	TD	APG	LONG
2019	13	0	0	-	-	0.0	-
2020	13	12	198	16.5	0	15.2	33 (LA TECH)
2021	12	17	296	17.4	0	24.7	35 (GAST)
2022	13	1	20	20.0	0	1.5	20 (USA)
51		30	514	17.1	0	10.1	35 (LA TECH)

KHALEB HOOD'S CAREER PUNT RETURN STATS

Year	G	ATT.	NET	APR	TD	APG	LONG
2019	13	0	0	-	-	0.0	-
2020	13	12	122	10.2	1	9.4	53 (UMASS)
2021	12	10	38	3.8	0	3.2	14 (UL)
2022	13	7	62	8.9	0	4.8	23 (BUFF)
51		29	222	7.7	1	4.4	53 (UMASS)


47

ELIJAH HYNES

DEFENSIVE BACK • 6-0 • 200 • R-FR.

WATKINSVILLE, GA.

PRINCE AVENUE CHRISTIAN



2022-23: Played in one game as a true freshman and was redshirted ... Made his collegiate debut against South Alabama, playing three snaps on special teams ... Made the Dean's List in the fall for posting a GPA higher than 3.50 ... Made the Honor Roll in the spring.

HIGH SCHOOL: Played for Coach Gregg Vandagriff at Prince Avenue Christian School ... A Region 8-A first-team selection in 2017 ... Had 109 Tackles (69 solo), along with two interceptions and five touchdowns his senior season in 2018 ... Also played basketball and ran track ... Graduated in 2019 and entered the U.S. Marine Corps, where he served for nearly three years.

PERSONAL: Born Elijah John Hynes on October 5 in Tallahassee, FL ... Son of Kevin and Mikki Hynes ... Has one sibling, Noelle ... Uncle Brad Johnson, was a quarterback for the Super Bowl XXXVII Champion Tampa Bay Buccaneers ... Another uncle is Mark Richt, who was the head football coach at Georgia for 15 years and the University of Miami for three seasons.

MAJOR: Interdisciplinary Studies

9

KHADRY JACKSON

LINEBACKER • 6-1 • 230 • 5TH YEAR

ORLANDO, FLA.

WINDERMERE PREP • NORTH CAROLINA



2021-22 - Sun Belt Conference Academic Honor Roll

2022-23: Played in 12 games, starting 11 ... Was on the field for 704 total snaps (671 defense, 33 special teams) ... Finished third on the team with 84 tackles, which included 4.0 for loss and a sack ... Also had two pass break ups, two quarterback hurries and an interception, which he returned for a score ... Got the start in the opener against Morgan State, posting three tackles and a quarterback hurry ... Posted seven tackles in the win at Nebraska ... Had two tackles at UAB ... Posted 10 tackles, including half a tackle for loss, against Ball State ... Had four tackles, including a sack, against Coastal Carolina ... Posted seven tackles and a pass breakup at Georgia State ... Missed the James Madison game with an injury ... Returned to start in the win at Old Dominion, posting two tackles, including half a stop for loss ... Had 10 tackles and an interception that he returns for a 34-yard touchdown against South Alabama ... Had eight tackles at Louisiana ... Posted a career-high 11 tackles, including half a stop for loss, and a quarterback hurry against Marshall ... Had seven tackles in the overtime win over App State ... Posted a career-high 13 tackles, including 1.5 for loss, and a pass break up in the Camellia Bowl against Buffalo ... Made the Dean's List in the fall for posting a GPA higher than 3.50 ... Made the Honor Roll in the spring.

2021-22: Played in seven games, starting two ... Played 239 total snaps (194 on defense, 45 on special teams) ... Posted 23 tackles, including a sack, and three quarterback hurries on the season ... Had two stops, including a big sack on fourth down late, in the opener against Gardner-Webb ... Got his first start at Florida Atlantic, tallying six tackles ... Posted six tackles at Arkansas ... Had two tackles against Louisiana ... Posted two tackles and a quarterback

hurry against Arkansas State ... Had two tackles at Troy, but left early with an injury that forced him to miss the next five games ... Returned for the final game at App State, posting three tackles and a quarterback hurry ... Made the Dean's List in the fall for posting a GPA higher than 3.50 ... Made the Honor Roll in the spring for posting a 3.00 GPA or higher ... Named to the 2021-22 Sun Belt Conference Academic Honor Roll for maintaining a 3.00-3.49 GPA.

2020-21: Appeared in all 12 games as a linebacker and on special teams at UNC ... Compiled six total tackles on the season ... Had two tackles against both Syracuse and Western Carolina ... Recorded single-tackle games against Duke and No. 2 Notre Dame ... Had a half tackle for loss against the Blue Devils ... Entered the NCAA Transfer Portal in April and enrolled at Georgia Southern in the summer.

2019-20: Appeared in all 13 games at linebacker and on special teams for the Tar Heels ... Compiled 11 tackles on the season ... Had single-tackle games against Miami, App State and Duke ... Had six stops and a half a tackle for loss against Mercer ... Had two tackles against Temple in the Military Bowl.

HIGH SCHOOL: Played at Windermere Preparatory School for Coach by Jacob Doss ... A three-star prospect who was ranked as the No. 45 overall safety and the No. 73 player in the state of Florida by Rivals ... Also ranked the No. 67 safety and the No. 110 player in Florida by the 247Sports Composite ... Notched 155 tackles, including 18 for loss and three sacks, over his final three prep seasons ... Led Windermere Prep to a 9-1 record and a spot in the SSAC semifinals as a senior ... Named first-team All-SSAC as a linebacker ... Posted 40 tackles, including 13 TFL and two sacks, and a fumble recovery ... Added six receiving touchdowns and two rushing scores on offense ... Helped Windermere Prep to a 10-1 record and a berth in the SSAC Championship game as a junior ... Named second-team All-SSAC as a receiver ... Tallied 64 tackles, including four tackles for loss and a sack ... Scored six receiving and one rushing touchdown ... Guided Windermere Prep to a 10-1 record and a spot in the SSAC semifinals as a sophomore ... Notched 51 tackles and a TFL as a sophomore.

PERSONAL: Born Khadry Ali Jackson on November 22 in Miami ... Son of Kim and Rod Jackson ... Father played football at Florida A&M ... Has two siblings, Khoury and Kamryn.

MAJOR: Interdisciplinary Studies (Graduated)

KHADRY JACKSON'S CAREER DEFENSIVE STATS

YEAR	G-S	U	A	TT	TFL	SKS	INT	PBU	QH	BLK	FR-FF
2019*	13-0	4	7	11	0.5-1	0.0-0	0	0	0	0	0-0
2020*	12-0	3	3	6	0.5-0	0.0-0	0	0	0	0	0-0
2021	7-2	9	14	23	1.0-6	1.0-6	0	0	3	0	0-0
2022	12-11	38	46	84	4.0-15	1.0-6	1	2	2	0	0-0
	35-13	54	70	124	6.0-22	2.0-12	1	2	5	0	0-0
GS Only	19-13	47	60	108	5.0-21	2.0-12	1	2	5	0	0-0

* - at North Carolina

49 AMAR JENKINS

DEFENSIVE BACK • 5-10 • 180 • R-FR.
ST. HELENA ISLAND, S.C.
WHALE BRANCH HS



2022-23: Was enrolled at Georgia Southern in the fall but was not on the team ... Redshirted ... Joined the program in the spring after going through the Edwin Jackson Memorial Walk-On Tryouts ... Made the Honor Roll in the spring.

2021-22: Enrolled at Georgia Southern in January as a mid-year student after graduating from high school in 2021.

HIGH SCHOOL: Played for Coach Jerry Hatcher at Whale Branch Early College High ... A first-team all-region selection in 2020 ... As a senior, had four interceptions, eight pass break ups, 30 tackles, and scored three touchdowns ... Also played basketball and baseball.

PERSONAL: Born Amar Jassiem Jenkins on February 1 in Beaufort, SC ... Son of Shannel Holmes and Williams Jenkins Jr. ... Has an older brother, Kameron, and a younger sister, Onyx.

MAJOR: Construction Engineering

11 BEAU JOHNSON

TIGHT END • 6-1 • 225 • R-SR.
PLANTATION, FLA.
AMERICAN HERITAGE HS



2019-20 - Sun Belt Conference Academic Honor Roll

2022-23: Played in all 13 games, starting five ... Was on the field for 316 total snaps (342 offense, 80 special teams) ... Had nine catches for 195 yards ... Got the start in the opener against Morgan State, posting a 20-yard reception ... Had two catches for 42 yards in the win at Nebraska ... Played 31 offensive snaps at UAB ... Had a 15-yard catch against Ball State ... Played 56 offensive snaps against Coastal Carolina ... Played 38 snaps on offense at Georgia State and 29 total snaps in the win over No. 25 James Madison ... Blocked for PATs and the field goal in the win at Old Dominion ... Played 28 total snaps against South Alabama and five at Louisiana ... Was on the field for eight snaps against Marshall ... Played 13 total snaps in the overtime win over App State ... Caught five passes for a career-high 118 yards, including a 42-yarder, in the Camellia Bowl against Buffalo.

2021-22: Played in all 12 games, starting 10 ... Played 675 total snaps (632 on offense, 43 on special teams) ... Had 15 catches for 162 yards and three touchdowns ... Had three catches for 25 yards in the opener against Gardner-Webb ... Had a 2-yard catch at Florida Atlantic ... Caught two passes at Arkansas ... Had a 30-yard catch against Louisiana ... Played 56 total snaps against Arkansas State ... Had two catches for 23 yards at Troy and had a 2-yard catch at South Alabama ... Caught a 17-yard touchdown pass from Justin Tomlin against Georgia State ... Caught a 6-yard touchdown pass against Coastal Carolina ... Had two catches for 28 yards and a 25-yard touchdown in the win at Texas State ... Had a 28-yard catch against BYU ... Played 49 offensive snaps at App State ... Recorded a tackle and forced a fumble.

2020-21: Played in five games, starting four ... Saw action on 220 total snaps (197 on offense, 23 on special teams) ... Caught six passes for 101 yards and two touchdowns ... Missed the opener, but got the start against Louisiana and ULM ... Had a 59-yard catch against the Ragin' Cajuns ... Had a 17-yard catch at ULM ... Had three catches for 25 yards and two touchdowns against UMass ... Played 59 total snaps against Coastal Carolina ... Was injured on a catch against South Alabama ... Had surgery on his left leg and missed the rest of the season.

2019-20: Played in three games, starting two ... Was still able to redshirt ... Saw action on 31 total snaps ... Made his collegiate debut against ULM, earning the start and playing 11 total snaps ... Played 13 total snaps against Georgia State ... Got the start against Liberty in the Cure Bowl, playing seven total snaps ... Made the Honor Roll in the fall and spring ... Named to the 2019-20 Sun Belt Conference Academic Honor Roll for maintaining a 3.00-3.49 GPA.

HIGH SCHOOL: Played at American Heritage High for Coach Patrick Surtain ... Selected for the Freedom Bowl ... Rated as the No. 79 tight end in the country and the No. 256 player in the

state of Florida by 247Sports Composite Rankings ... Helped lead his team to two state titles ... Also played baseball.

PERSONAL: Born Beau Alexander Johnson on October 20 in Pembroke Pines, FL ... Son of Rhonda and Charles E. Johnson Jr. ... Both his parents went to the University of Miami ... Has a brother, Brandon ... Father was a two-time All-Star catcher with the Florida Marlins (1994-1998, 2001-2002), the Los Angeles Dodgers (1998), the Baltimore Orioles (1999-2000), the Chicago White Sox (2000), the Colorado Rockies (2003-2004), and the Tampa Bay Devil Rays (2005), winning four consecutive Gold Glove Awards between 1995 and 1998 and a world championship in 1997 with the Marlins ... Brother was a wide receiver at Tennessee ... Other relatives include Chad Johnson and Fred McGriff.

MAJOR: Interdisciplinary Studies (Graduated)

BEAU JOHNSON'S CAREER RECEIVING STATS

Year	G-S	REC	NET	APC	TD	APG	LONG
2019	3-0	0	0	-	0	-	-
2020	5-4	4	101	16.8	2	20.2	57 (UL)
2021	12-10	15	162	10.8	3	13.5	30 (UL)
2022	13-5	9	195	21.7	0	16.3	42 (BUFF)
	33-19	28	458	16.4	5	13.9	57 (UL)

36

TRESTON JORDAN

DEFENSIVE BACK • 6-0 • 190 • R-FR.
ALPHARETTA, GA.
DENMARK HS



2022-23: Did not play in any games ... Was redshirted ... Suffered a torn ACL in spring ball ... Made the Honor Roll in the fall.

HIGH SCHOOL: Played for Coach Mike Palmieri at Denmark High ... A first-team Forsyth County News All-County Football Team selection as a senior ... Named to the AJC's All-Metro Team for Cherokee/Forsyth Counties ... Collected 65 tackles, including five tackles for loss, with four interceptions and seven pass breakups ... Also had two defensive touchdowns ... Named second-team all-region as a junior ... Rated three stars by Rivals.

PERSONAL: Born Treston Francois Jordan on July 29 in Southfield, MI ... Son of Francoise and Richard Jordan ... Has three siblings ... Father was a seventh-round draft pick in the 1997 NFL Draft and played six seasons in the NFL with Detroit and Kansas City ... Uncle, Raymond Jordan, played at Grambling State.

MAJOR: Management

23

TYLER JORDAN

RUNNING BACK • 6-1 • 225 • R-SR.
MACON, GA.
STRATFORD ACADEMY • GEORGIA MILITARY COLLEGE



2022-23: Played in all 13 games ... Was on the field for 110 total snaps (22 offense, 88 special teams) ... Had seven carries for 7 yards and two touchdowns ... Played three snaps on special teams in the opener against Morgan State ... Was on the field for seven special teams snaps in the win at Nebraska ... Saw action on special teams at UAB ... Played six snaps on special teams against Ball State and four against Coastal Carolina ... Was on the field for eight special teams snaps at Georgia State and 11 in the win at Old Dominion ... Played seven snaps on special teams against South Alabama ... Played 10 snaps on special teams at Louisiana ... Played two snaps on offense and five on special teams against Marshall ... Carried the ball six times for 11 yards and his first two collegiate touchdowns in the overtime win over App State ... Had one carry in the Camellia Bowl against Buffalo ... Made the Honor Roll in the fall.

2021-22: Was not enrolled in school in the fall ... Enrolled at Georgia Southern in January ... Made the Honor Roll in the spring for posting a 3.00 GPA or higher.

2020-21: Was at Georgia Military College in the fall ... School did not play football due to COVID-19 pandemic ... Sat out the spring semester.

2019-20: Played in nine games at Georgia Military College ... Rushed 33 times for 217 yards and two touchdowns ... Had touchdown runs against Hocking College and Community Christian College.

HIGH SCHOOL: Played at Stratford Academy for Coach Mark Farriba ... Named first-team all-region in 2016 and 2018 ... Had 1,110 yards rushing and 22 touchdowns his senior season ... Also played basketball and ran track.

PERSONAL: Born Tyler Rashaad Jordan on April 23 in Macon, GA ... Son of Natasha Hawkins.

MAJOR: Sport Management

14

SAM KENERSON

WIDE RECEIVER • 5-9 • 170 • R-JR.
BATON ROUGE, LA.
CENTRAL HS



2022-23: Played in two games, seeing action on 32 offensive snaps ... Had eight catches for 130 yards ... Caught a career-high seven passes for 99 yards in the opener against Morgan State ... Had a 31-yard catch in the win at Nebraska ... Selected to wear the No. 0 jersey for that game ... Suffered a right knee injury on the long catch and left the game ... Had surgery on the knee and missed the rest of the season.

2021-22: Played in seven games ... Played 106 total snaps (101 on offense, five on special teams) ... Had two catches for 19 yards and nine rushes for 35 yards on the season ... Completed 2-of-3 passes for 20 yards and an interception at Florida Atlantic, his only pass attempts of the year ... Also had nine carries for 35 yards and a fumble in that game ... Moved to receiver for the Arkansas game but didn't play that contest ... Played 18 offensive snaps

against Louisiana, catching a 17-yard pass ... Played 30 snaps on offense against Arkansas State ... Had a 2-yard reception at Troy ... Played 21 offensive snaps at South Alabama ... Played briefly on special teams against BYU ... Was in briefly on special teams late at App State.

2020-21: Played in two games and was redshirted ... Saw action on two offensive snaps and two on special teams ... Was on the field for two onside kicks against Campbell ... Had a 12-yard rush at Georgia State.

HIGH SCHOOL: Played at Central High for Coach Sid Edwards ... A finalist for the Warrick Dunn Award after finishing with almost 2,000 yards of total offense with 10 rushing touchdowns and 10 passing touchdowns his final season ... An honorable mention selection as a sophomore and junior ... Helped lead his team to two state baseball titles, earning all-state, all-district and all-Metro honors.

PERSONAL: Born Samuel David Kenerson on May 10 in Baton Rouge, LA ... Son of Sam Kenerson Jr. and Mary Kenerson ... Has two older siblings, Leroy Williams and Chonchetta Kenerson.

MAJOR: Interdisciplinary Studies

SAM KENERSON'S CAREER RECEIVING STATS

Year	G-S	REC	NET	APC	TD	APG	LONG
2020	2-0	0	0	0.0	0	0.0	-
2021	7-0	2	19	9.5	0	2.7	17 (UL)
2022	2-0	8	130	16.3	0	65.0	31 (NEB)
	11-0	10	149	14.9	0	13.5	31 (NEB)

95 MARK LANGSTON

LONG SNAPPER • 6-0 • 220 • R-SR.
SAVANNAH, GA.
SAVANNAH CHRISTIAN • KENNESAW STATE



2022-23: Started 10 games as the long snapper for punts, field goals and PATs ... Played 97 total snaps ... Had a tackle on punt coverage against Morgan State ... Suffered a torn ACL on punt coverage at Louisiana ... Made the Honor Roll in the spring.

2021-22: Started all 12 games as the long snapper for punts, field goals and PATs ... Played 113 total snaps with no bad efforts ... Earned the start at long and short snapper in the opener against Gardner-Webb ... Had a tackle on punt coverage at Arkansas ... Also had a tackle at App State ... Made the Dean's List in the spring for posting a GPA higher than 3.50.

2020-21: Did not see any game action at Kennesaw State ... Entered the NCAA Transfer Portal and transferred to Georgia Southern in the summer.

2019-20: Was enrolled at Kennesaw State ... Did not see any action ... Was redshirted.


HIGH SCHOOL: Played at Savannah Christian for Coach Baker Woodward ... Earned second-team all-state honors on defense and second-team all-region accolades his final year ... His team won a state title in baseball in 2017 ... Team went to the final four in football in 2018 ... Team was the state runner-up in baseball final four in football in 2019 ... Team won district every year in football and baseball ... Had 186 tackles his senior year ... Was named first-team all-state as a long snapper.

PERSONAL: Born Mark Logan Langston on May 11 in Savannah, GA ... Son of Roy and Lori Langston ... Father played baseball at ETSU ... Has a brother, Ryan.

MAJOR: Marketing Sales

98 MICHAEL LANTZ

KICKER • 6-0 • 190 • R-SR.
PEACHTREE CITY, GA.
STARR'S MILL HS • MINNESOTA



2022-23: Started all 13 games as the kickoff specialist ... Kicked off 78 times for a 61.6-yard average ... Had 26 touchbacks ... Kicked off a career-high 10 times in the opener against Morgan State ... Had three touchbacks on eight kickoffs in the win at Nebraska ... Kicked off four times at UAB ... Also had a 52-yard field goal bounce off the left upright ... Kicked off seven times with three touchbacks against Ball State ... Had seven kickoffs with four touchbacks against Coastal Carolina ... Kicked off seven times with three touchbacks at Georgia State ... Had four kickoffs in the win at Old Dominion ... Kicked off seven times and had a 52-yard field goal attempt against South Alabama ... Had a tackle on kickoff coverage ... Kicked off three times at Louisiana ... Had three kickoffs against Marshall ... Had four touchbacks on seven kickoffs in the overtime win over App State ... Kicked off five times in the Camellia Bowl against Buffalo ... Made the Honor Roll in the fall and spring.

2021-22: Did not play for the Gophers due to injury ... Entered the NCAA Transfer Portal in December and enrolled at Georgia Southern in the summer.

2020-21: Played in three games at UM and was able to redshirt ... Made six PATs ... Kicked off seven times at Maryland ... Made five of six PATs at Illinois ... Kicked one PAT against Iowa ... A member of the Academic All-Big Ten team.

2019-20: Played in 11 games at Minnesota ... Finished second on the team in scoring with 71 points (8 FG, 47 PAT) ... Connected on 8-of-11 field goals and ended the year with four straight makes ... Made his Minnesota and collegiate debut against South Dakota State and converted 3-of-4 PATs ... Made five PATs and his first collegiate field goal - a 37-yard strike in double overtime that proved to be the game-winning points - at Fresno State ... Totaled eight points (5 PATs, 1 FG) at Purdue, which included a 32-yard field goal ... Made two field goals and four PATs against Illinois ... Made four PATs against Nebraska and six at Rutgers ... Made a 32-yard field goal and five PATs against Maryland ... Missed the Penn State and Iowa games with an injury ... Made five PATs and a 37-yard field goal at Northwestern ... Kicked a 38-yard field goal against Wisconsin and connected on two PATs ... Kicked four extra points and made a career-long 40-yard field goal in an Outback Bowl win against Auburn.

HIGH SCHOOL: Played for Coach Chad Phillips at Starr's Mill High ... Named first-team all-state ... A Blue-Grey All American ... Made 119-of-123 PATs in 28 career games and was a perfect 45-of-45 as a senior ... Made 21 career field goals, which included a career long of 50 yards ... Attended the 2018 Kohl's Kicking National Invitational Scholarship Camp ... Received five stars from Kohl's Kicking Camp and was rated as the No. 7 kicker in the nation by 247Sports composite rankings.

PERSONAL: Born Michael Lantz on October 14 in Fayetteville, GA ... Son of Jody and Jeff Lantz.

MAJOR: Interdisciplinary Studies

7

TARIAN LEE JR.

LINEBACKER • 6-2 • 240 • R-SR.
TALLAHASSEE, FLA.
GODBY HS • TEXAS A&M



2022-23: Played in eight games for Texas A&M ... Registered nine tackles for the season ... Made four tackles, including half a stop for loss, against App State ... Had a pair of solo takedowns against Miami ... Entered the NCAA Transfer Portal in December ... Enrolled at Georgia Southern in January.

2021-22: Played in all 12 games for the Aggies ... Tallied eight stops for the season ... Recorded two tackles in the season-opening win over Kent State ... Made two tackles against New Mexico.

2020-21: Saw action in three games at TAMU, coming against South Carolina, Tennessee and in the bowl game against North Carolina ... Earned the team's Defensive Most Improved Award after a successful spring.

2019-20: Redshirted at Texas A&M ... Did not play in any games for the Aggies.

HIGH SCHOOL: Coached by Corey Fuller at Godby High School ... Was an Under Armour All-American ... Finished with 69 tackles, 10 tackles for loss, two pass breakups, one sack, one forced fumble, one interception and a defensive touchdown in 2018.

PERSONAL: Born Tarian Lee Jr. on August 27 in Tallahassee, FL ... Son of Tarian Lee Sr. and Nave Vickers ... Has three siblings, Tarria Lee, Tylan Vickers and Tahir Lee.

MAJOR: Interdisciplinary Studies

TARIAN LEE JR.'S CAREER DEFENSIVE STATS


YEAR	G-S	U	A	TT	TFL	SKS	INT	PBU	QH	BLK	FR-FF
2020*	3-0	0	0	0	0.0-0	0.0-0	0	0	0	0	0-0
2021*	12-0	4	4	8	0.0-0	0.0-0	0	0	0	0	0-0
2022*	8-0	4	5	9	0.5-1	0.0-0	0	0	0	0	0-0
	23-0	8	9	17	0.5-1	0.0-0	0	0	0	0	0-0

* - at Texas A&M

87

EVAN LESTER JR.

TIGHT END • 6-2 • 220 • R-SO.
DALTON, GA.
CHRISTIAN HERITAGE SCHOOL



2022-23: Played in eight games, starting four ... Was on the field for 211 offensive snaps ... Had six catches for 45 yards and a touchdown ... Played six offensive snaps against Ball State ... Saw brief action on offense against Coastal Carolina ... Made his first collegiate start in the win at Old Dominion, playing 40 offensive snaps ... Was on the field for six snaps against South Alabama ... Had a 25-yard catch at Louisiana ... Had a 4-yard catch against Marshall ... Caught a 1-yard touchdown pass in the win over App State ... Had a 5-yard catch in the Camellia Bowl against Buffalo.

2021-22: Played in two games and was able to redshirt ... Was in for three total snaps (one of offense, two on special teams) ... Played one offensive snap in the opener against Gardner-Webb ... Saw brief action on special teams in the finale at App State ... Made the Honor Roll in the spring for posting a 3.00 GPA or higher.

HIGH SCHOOL: Played at Christian Heritage School for Coach Jay Poag ... Named first-team all-state by the AJC and Recruit Georgia ... The Region 7 Player of the Year ... Dalton Daily Citizen player of the year ... Chattanooga Times-Free Press Dynamic Dozen ... Times-Free Press First Team Best of the Preps ... Rated as the No. 201 player in the state of Georgia by 247Sports ... Caught 51 passes for 1,100 yards and seven touchdowns as a senior ... Also rushed for 205 yards and a score ... At safety, had 48 tackles and an interception, along with four passes defended ... Also played basketball, scoring over 1,000 career points, and baseball.

PERSONAL: Born Stanley Evan Lester Jr. on March 4 in Marietta, GA ... Son of Stan and April Lester ... Has three siblings: Ansley, Madison and Emma.

MAJOR: Interdisciplinary Studies

EVAN LESTER'S CAREER RECEIVING STATS

Year	G-S	REC	NET	APC	TD	APG	LONG
2021	2-0	0	0	0.0	0	0.0	-
2022	8-4	6	45	7.5	1	5.6	25 (UL)
	10-4	6	45	7.5	1	4.5	25 (UL)

68

NATE LEWIS

OFFENSIVE LINE • 6-3 • 285 • R-FR.
HAZLEHURST, GA.
JEFF DAVIS HS



2022-23: Did not play in any games ... Was redshirted ... A valuable member of the scout team.

2021-22: Enrolled at Georgia Southern in January.

HIGH SCHOOL: Played for Coach Lance Helton at Jeff Davis High School ... A first-team all-state selection by the AJC for the 2A level as a senior ... Named to Recruit Georgia's Class 2A All-State first team ... A member of the WJCL Big-22 Team as a senior ... As a junior, was named first-team all-state by several publications, including the Georgia High School Football Daily Class AA All-State Team ... A multiple-time all-region selection ... Anchored an offensive line that paved the way for Jeff Davis High School to go 9-2 during the 2020 season ... Ranked the No. 44 offensive guard in the country and the No. 108 player in Georgia by ESPN Recruiting.

PERSONAL: Born William Nate Lewis on March 8 in Hazlehurst, GA ... Son of AJ and Lisa Lewis ... Has two siblings, Austin and Ali ... Austin attended Georgia Southern.

MAJOR: Health & Physical Education

80

SAAN LEWIS

WIDE RECEIVER • 5-11 • 190 • 6TH YEAR

ORLANDO, FLA.

WINDERMERE PREP • KENTUCKY



2022-23: Saw action in nine games for Kentucky ... Totaled six catches for 65 yards and a score ... Got his first catch of the season vs. South Carolina, a 10-yard grab ... Scored the first touchdown of his career on a 3-yard reception in the third quarter against Mississippi State to take, and eventually hold, the lead in the game ... Had a career-best four catches on a career-best 42 yards, while he also had a career-long 21-yard catch ... Graduated in December and entered the NCAA Transfer Portal ... Enrolled at Georgia Southern in the spring and went through workouts.

2021-22: Saw action in six games for the Wildcats, missing action due to a knee injury mid-season ... Totaled two catches for 4 yards and also had a punt return for 12 yards vs. New Mexico State ... Got his first collegiate reception vs. ULM and also had a catch vs. Louisville.

2020-21: Practiced with the team but didn't see any game action.

2019-20: Saw action in four games at FAU and was redshirted ... Added to the team's 41-31 Ball State victory ... Had an 8-yard kick return in the Wagner victory ... Contributed in FAU's 45-27 C-USA win over Charlotte ... Saw action in the Owls' Middle Tennessee win ... Transferred to Kentucky after the season.

2018-19: Appeared in seven games as a defensive back and totaled four tackles at UCF ... Made his collegiate debut vs. SMU ... Recorded his first collegiate tackle vs. Temple ... Transferred to FAU after the season.

HIGH SCHOOL: Helped guide Windermere Prep to the Sunshine State Championship Game as a senior in 2017, his lone season of football ... Rushed for 359 yards and six touchdowns, while recording 306 yards receiving and three scores ... Posted 154 kick return yards and 156 punt return yards with one touchdown as a senior ... Made 83 tackles with three sacks, one interception and two fumble recoveries, including a fumble recovery for a touchdown as a senior ... Took the Lakers to the state semifinals ... A two-sport athlete (football and basketball) ... Played two seasons of basketball.

PERSONAL: Born Rahsaan Lewis on August 11 in Apopka, FL ... Son of Tatyana McCall and Ray Lewis ... Siblings are Daymon, Ray III, Rayshad, Rayven and Ralin ... Father, Ray, played 17 seasons in the NFL, is in the Hall of Fame, and was a 13-time Pro Bowler, 10-time All-Pro, two-time NFL Defensive Player of the Year, a member of the NFL 2000s All-Decade Team, two-time Super Bowl champion and Super Bowl XXXV MVP, as well as a two-time All-American at the University of Miami ... Brothers Ray III and Rayshad both played college football, Ray III at the University of Miami and Coastal Carolina and Rayshad at Maryland ... Uncle is Keon Lattimore, who was a running back for the Dallas Cowboys ... Cousin is Grady Jarrett, a defensive tackle for the Atlanta Falcons.

MAJOR: Community and Leadership Development (Graduated; UK)

53

TREVON LOCKE

DEFENSIVE LINE • 6-2 • 310 • R-JR.

SAVANNAH, GA.

BENEDICTINE MILITARY



2022-23: Played in 11 games, starting four ... Was on the field for 237 defensive snaps ... Had 13 tackles, one pass break up and one quarterback hurry ... Got his first start in the opener against Morgan State and played 18 defensive snaps ... Had four tackles in the win at Nebraska ... Played 17 defensive snaps at UAB ... Had a tackle against Ball State ... Had a tackle at Georgia State ... Had a tackle in the win over No. 25 James Madison ... Had a tackle in the win at Old Dominion ... Had two tackles against South Alabama ... Missed the Louisiana game with a knee injury ... Played 10 snaps against Marshall and four in the overtime win over App State ... Had three tackles and a quarterback hurry in the Camellia Bowl against Buffalo.

2021-22: Played in three games ... Played 14 defensive snaps ... Made his collegiate debut in the opener against Gardner-Webb, playing briefly on defense ... Played five defensive snaps at Florida Atlantic and eight at Arkansas ... Made the Honor Roll in the spring for posting a 3.00 GPA or higher.

2020-21: Did not see any game action ... Dressed for most of the games ... Made the Honor Roll in the fall.

HIGH SCHOOL: Played for Coach Danny Britt at Benedictine Military ... A first-team selection to the all-region team for 3-AAA his senior year ... Named to the The 2019 Big 22 Squad by WJCL ... A member of the 2019 All-Greater Savannah Defensive Football Team as named by the Savannah Morning News ... Tallied 66 tackles, including 11 for loss and five sacks, as a senior.

PERSONAL: Born Trevon Leander Locke on April 4 in Savannah ... Son of Renee Mikell and Robert Locke ... Has a younger brother, Robert, and a younger sister, Cayla ... Father played football for Georgia Southern from 2000-03.

MAJOR: Interdisciplinary Studies

TREVON LOCKE'S CAREER DEFENSIVE STATS

YEAR	G-S	U	A	TT	TFL	SKS	INT	PBU	QH	BLK	FR-FF
2021	3-0	0	0	0	0.0-0	0.0-0	0	0	0	0	0-0
2022	11-4	4	9	13	0.0-0	0.0-0	0	1	0	0	0-0
	14-4	4	9	13	0.0-0	0.0-0	0	1	0	0	0-0

70

KORBETT MacGREGOR

OFFENSIVE LINE • 6-3 • 295 • R-Fr.

REIDSVILLE, GA.

PIWOOD CHRISTIAN ACADEMY



2022-23: Did not play in any games ... Was redshirted ... Made the Honor Roll in the fall.

2021-22: Joined the program in the spring after going through the Edwin Jackson Memorial Walk-On Tryouts ... Made the President's List in the spring for making a perfect 4.00 GPA.

HIGH SCHOOL: Attended Pinewood Christian Academy ... Named all state and all region as both a sophomore and junior ... Named a GISA All Star and a two-time GACA All Star ... A three-time state champion wrestler at heavyweight ... Also participated in basketball, track & field and baseball.

PERSONAL: Born Korbett Kemp MacGregor on April 7 in Reidsville, GA ... Son of Kimberly Krisch MacGregor and the late Joseph Paul MacGregor Sr. ... Has two siblings, Joseph Jr. and Jaeley.

MAJOR: Exercise Science

9 JJAY MCAFFEE

TIGHT END • 6-3 • 240 • 6TH YEAR

CHARLESTON, S.C.

ASHLEY RIDGE HS • GEORGIA MILITARY COLLEGE



2022-23: Played in 11 games, starting three ... Was on the field for 211 offensive snaps ... Had 20 catches for 193 yards and four touchdowns ... Played 13 snaps on offense in the opener against Morgan State ... Had a 5-yard catch in the win at Nebraska ... Had a 7-yard catch at UAB ... Scored on a 7-yard catch and run against Ball State ... Saw brief action against Coastal Carolina ... Caught a 16-yard pass in the win at Old Dominion ... Had two catches for 37 yards and a touchdown against South Alabama ... Caught four passes for 41 yards at Louisiana ... Saw brief action against Marshall ... Had three catches for 17 yards, including a 7-yard touchdown in the first overtime, in the overtime win over App State ... Had four catches for 34 yards, including a 13-yard touchdown late, in the Camellia Bowl against Buffalo.

2021-22: Played in all 12 games, starting seven ... Played 349 total snaps (342 on offense, seven on special teams) ... Had 11 catches for 113 yards on the season ... Got the start in the opener against Gardner-Webb, catching two passes for 25 yards ... Had a 10-yard catch at Florida Atlantic ... Played 33 snaps at Arkansas ... Was on the field for 60 offensive snaps against Louisiana ... Played 33 total snaps against Arkansas State ... Had three catches for 19 yards at Troy ... Played 19 offensive snaps at South Alabama ... Played briefly against both against Georgia State and Coastal Carolina ... Had two catches for 10 yards in the win at Texas State ... Had a 16-yard catch against BYU ... Had a 26-yard catch at App State.

2020-21: Attended GMC ... School did not play football due to COVID-19 ... Enrolled at Georgia Southern in January and went through spring practice.

2019-20: Played at Georgia Military College for Coach Bert Williams.

2018-19: Attended Trident Technical College ... Did not play while rehabbing his knee ... Was redshirted.

HIGH SCHOOL: Played at Ashley Ridge High for Coach Kenny Walker ... Missed his senior season due to a torn ACL ... Also played basketball.

PERSONAL: Born Whenrica jo McAfee on December 15 in Charleston, SC ... Son of Shawn McAfee and Whenrica McAfee ... Has seven siblings.

MAJOR: Interdisciplinary Studies (Graduated)

JJAY MCAFFEE'S CAREER RECEIVING STATS

Year	G-S	REC	NET	APC	TD	APG	LONG
2021	12-7	11	113	18.3	0	12.6	26 (APP)
2022	11-3	20	193	9.7	4	17.6	30 (USA)
	23-10	31	306	9.9	4	13.3	30 (USA)

29

JUSTIN MEYERS

DEFENSIVE BACK • 5-11 • 200 • R-SO.

WASHINGTON, GA.

WASHINGTON WILKES HS



2022-23: Played in 10 games ... Was on the field for 128 total snaps (2 defense, 126 special teams) ... Had six tackles ... Played 22 total snaps in the opener against Morgan State ... Had a big tackle on the final kickoff in the win at Nebraska ... Played eight special teams snaps at UAB ... Played seven snaps on special teams against Ball State and six against Coastal Carolina ... Had a fumble recovery on special teams against South Alabama ... Played 10 snaps on special teams at Louisiana and 10 against Marshall ... Was on the field for 21 special teams snaps in the overtime win over App State ... Played 15 snaps on special teams in the Camellia Bowl against Buffalo.

2021-22: Played in four and was able to redshirt ... Played 65 special teams snaps ... Made his collegiate debut at Arkansas, playing two special teams snaps ... Played nine snaps on special teams against Louisiana ... Played 20 snaps on special teams against Arkansas State and 19 against Troy ... Had a tackle on kickoff coverage at South Alabama ... Made the Honor Roll in the fall for posting above a 3.00 GPA.

HIGH SCHOOL: Played at Washington Wilkes High for Coach Sid Fritts ... A first-team all-state selection for the 1A-Public level by the Atlanta Journal-Constitution as a senior ... Selected to play in the CSRA Border Bowl VIII ... A 2020 all-region selection for the Group 8A level ... Named to the 2020 CSRA High School Football Team ... Was part of the state championship 4x100 relay team ... Ranked the No. 173 athlete in the country by 247Sports Composite Rankings ... Rated as the No. 143 athlete in the country by ESPN.com ... Named all-region for Group 8-A by The AJC as a junior ... Played in the CSRA All-Star Bowl ... Placed second in the state weightlifting competition.

PERSONAL: Born Justin Jamar Meyers on September 3 in Washington, GA ... Son of Kessia and Joseph Meyers ... Has two brothers, Anthony and Joseph Meyers Jr., as well as a sister, Carlissa Andrews.

MAJOR: Interdisciplinary Studies


56

BRIAN MILLER

OFFENSIVE LINE • 6-3 • 300 • 7TH YEAR

SAVANNAH, GA.

MEMORIAL DAY HS



2020 - All-Sun Belt Conference Second Team (Pro Football Focus)

2022-23: Started 12 games, playing 948 offensive snaps ... Missed the opener with a hand injury ... Played all 91 offensive snaps at left tackle in the win at Nebraska ... Played all 84 offensive snaps at UAB and all 82 offensive snaps against Ball State ... Played all 79 offensive snaps against Coastal Carolina and all 81 at Georgia State ... Was on the field for all 82 offensive snaps in the win over No. 25 James Madison and all 78 snaps in the win at Old Dominion ... Played all 72 offensive snaps against South Alabama and all 81 at Louisiana ... Was on the field for all 66 offensive snaps against Marshall and all 80 in the overtime win over App State ... Played all 68 offensive snaps in the Camellia Bowl against Buffalo.

2021-22: Played in and started all 12 games at left tackle ... Played 739 total snaps (696 on offense, 43 on special teams) ... Got the start in the opener against Gardner-Webb, playing all 86 offensive snaps ... Played all 62 offensive snaps at Florida Atlantic ... Played 16 snaps on offense at Arkansas before leaving with an ankle injury ... Played all 82 offensive snaps against Louisiana ... Played 49 total snaps against Arkansas State ... Was on the field for 63 total snaps at Troy and 56 at South Alabama ... Played 71 offensive snaps against Georgia State ... Played 58 snaps against Coastal Carolina ... Played all 69 offensive snaps in the win at Texas State ... Was in for 45 offensive snaps against BYU and 56 total snaps at App State ... Made the Honor Roll in the spring for posting a 3.00 GPA or higher.

2020-21: Played in 12 games, starting six ... Saw action on 465 total snaps (456 on offense, nine on special teams) ... A second-team All-Sun Belt Conference selection by Pro Football Focus ... Moved to left tackle and got the start in the opener against Campbell, playing 49 snaps ... Played 59 snaps on offense against Louisiana and nine more on special teams ... Played all 61 offensive snaps at ULM ... Played 12 offensive snaps against UMass ... Missed the Coastal Carolina game with an injury ... Returned to start against South Alabama, playing 48 snaps ... Played 40 snaps against Troy ... Was on the field for 21 snaps against Texas State ... Played 28 offensive snaps at Army West Point and 22 snaps at Georgia State ... Played 21 snaps against Florida Atlantic ... Was on the field for 38 offensive snaps against App State ... Got the start against Louisiana Tech in the R+L Carriers New Orleans Bowl ... Made the Honor Roll in the spring for posting above a 3.00 GPA.

2019-20: Suffered a non-contact right hip injury in the preseason ... Had surgery, which forced him to miss the season ... Was granted a medical hardship waiver to earn the year back ... Made the Honor Roll in the spring.

2018-19: Started all 13 games in his first year on the line at right tackle ... Was on the field for 732 total plays (659 offensive, 73 special teams) ... Played 57 snaps in the opener against South Carolina State ... Played 65 snaps against UMass ... Was on the field for 62 offensive snaps against New Mexico State and 65 against ULM ... Played 63 offensive snaps and 10 on special teams in the Camellia Bowl win over Eastern Michigan.

2017-18: Was redshirted ... Moved from defensive end to offensive line late in the season.

HIGH SCHOOL: Played at Memorial Day High for Coach Michael Thompson ... Earned GISA all-state honors ... Had 65 tackles on the season ... Ranked as the No. 97 defensive tackle in the country and the No. 170 player in the state by 247Sports' Composite Rankings ... A three-star recruit by 247Sports ... Rated as the No. 155 defensive end in the country and the No. 15 defensive end in the state by Scout ... An All-Greater Savannah first-team selection ... A first-team selection at defensive tackle on the EnMarket All-ESPN Radio Savannah High School Football Team.

PERSONAL: Born Brian James Miller on February 21 in Hinesville, GA ... Married to Michelle Miller ... Son of Tracy and Melinda Miller ... Has one brother, Brandon.

MAJOR: Interdisciplinary Studies (Graduated)

60 RASHEED MILLER

OFFENSIVE LINE • 6-7 • 310 • R-JR.
LAKE WALES, FLA.
LAKE WALES HS



2022-23: Played in nine games, starting one ... Was on the field for 105 total snaps (52 offense, 53 special teams) ... Made his first collegiate start in the opener against Morgan State, playing 52 total snaps ... Saw action on special teams in the win at Nebraska ... Missed the next four games with a hand injury ... Returned to play special teams in the win over No. 25

James Madison ... Blocked for field goals and PATs in the win at Old Dominion and against South Alabama ... Played two snaps on special teams against Marshall and eight in the overtime win over App State ... Was in for three snaps on special teams in the Camellia Bowl against Buffalo.

2021-22: Played in three games ... Played 14 total snaps (three on offense, 11 on special teams) ... Made his collegiate debut against Arkansas State, playing three offensive snaps late ... Played nine snaps on special teams in the win at Texas State ... Played briefly on special teams at App State ... Made the Honor Roll in the spring for posting a 3.00 GPA or higher.

2020-21: Did not see any game action ... Was redshirted.

HIGH SCHOOL: Played for Coach Tavaris Johnson at Lake Wales High ... Named honorable mention all-county by The Ledger ... Helped paved the way for Johnny Richardson, who set a Lake Wales single-season mark with 2,491 rushing yards and 34 touchdowns ... The No. 158th-ranked offensive tackle in the nation by 247 Composite.

PERSONAL: Born Rasheed Marquis Miller on May 20 in Lake Wales, FL ... Son of Rita Miller and Errol Miller.

MAJOR: Interdisciplinary Studies

42 BRANDEN PALMER

DEFENSIVE LINE • 6-2 • 210 • FR.
CHARLOTTE, N.C.
HOUGH HS



2022-23: Graduated high school early and enrolled at Georgia Southern in January.

HIGH SCHOOL: Played for Coach Matthew Jenkins at William A. Hough High ... Named to the 2022 Charlotte Observer high school football all-star defensive team ... Also named to the Queen City 3A/4A all-conference team ... The Defensive Player of the Year ... Posted 55 tackles, including 10 sacks, along with two forced fumbles, two interceptions and one fumble recovery as a senior ... Named all-conference as a junior at Chambers High ... Recorded 40 tackles, including 9.0 for loss and 4.0 sacks, as a junior ... Ranked the No. 154 edge rusher in the country and the No. 54 player in the state of North Carolina by On3 ... Also participated in track & field ... Served as the coach for the school's powder puff team.

PERSONAL: Born Branden Obrien Palmer on October 27 in Charlotte ... Son of Kayan Roberts and Obrien Palmer ... Has five siblings: Jayda Reid, Kayla Reid, BJ Palmer, Jahmear Reid and Kenley Reid ... Cousin, Joshua Josephs, plays at Tennessee.

MAJOR: Sport Management


85

BROOKS PANGLE

WIDE RECEIVER • 6-1 • 180 • R-FR.

APPLING, GA.

GREENBRIER HS



2022-23: Did not play in any games ... Was redshirted ... Made the move to receiver in the spring ... Made the President's List in the fall and for making a perfect 4.00 GPA ... Made the Dean's List in the spring for earning a 3.50 GPA or higher.

HIGH SCHOOL: Played for Coach Tony Kramer at Greenbrier High ... A two-time Region 8-5A Offensive Player of the Year ... Named all-state twice ... Named one of the Augusta Area Players of the Year by The Augusta Chronicle ... Named to the outlet's all-area team ... A Georgia Border Bowl selection and captain by WJBF News Channel 6 as a senior ... Named All-CSRA QB by WJBF News Channel 6 ... Totaled 3,119 yards (2,834 passing, 262 rushing, 23 receiving) as a senior ... As a junior, was named first-team all-state by Georgia Coaches Association ... The Columbia County Offensive Player of the Year by Columbia County News-Times ... A first-team all-area selection by The Augusta Chronicle and a first-team all-area selection by Columbia County News-Times ... The All-CSRA quarterback by WJBF News Channel 6 ... For his career, passed for 5,862 yards and 56 touchdowns ... Holds the school's single-season records with 2,858 yards, 31 passing touchdowns and 212 completions ... Holds the school's single-game passing record with 469 yards and six touchdown passes ... Lettered in track, participating in the long jump, triple jump and 400-meter dash.

PERSONAL: Born Brooks Michael Pangle on February 18 in Augusta, GA ... Son of Shane and Margaret Pangle ... Has three younger sisters, Maggie, Mamie Cate and Palmer ... Father, grandmother and uncle all attended Georgia Southern ... Father played baseball for the Eagles.

MAJOR: Management

58

AARON PYRON

OFFENSIVE LINE • 6-4 • 315 • R-SR.

STONE MOUNTAIN, GA.

ARABIA MOUNTAIN HS



2022-23: Played in two games ... Played seven snaps on offense and one on special teams ... Played seven offensive snaps late in the opener against Morgan State ... Saw brief action on special teams at Nebraska.

2021-22: Played in seven games, starting one ... Played 154 total snaps (131 on offense, 23 on special teams) ... Missed the first game due to a finger surgery he had in the preseason ... Dressed for the FAU game, but did not play ... Played eight offensive snaps late against Arkansas State ... Played seven offensive snaps at South Alabama ... Saw action on two special teams plays against Georgia State ... Played nine offensive snaps against Coastal Carolina ... Got the start at right guard in the win at Texas State, playing 62 offensive snaps ... Played three snaps on special teams against BYU ... Was on the field for 54 total snaps at App State.

2020-21: Played in 11 games ... Saw action on 176 total snaps (114 on offense, 62 on special teams) ... Played three snaps on special teams at Louisiana ... Played 11 offensive snaps at ULM ... Played 15 offensive snaps and seven more on special teams against UMass ... Played

nine offensive snaps against Coastal Carolina ... Saw brief action on special teams against South Alabama ... Played 22 total snaps against Troy ... Was on the field for 29 snaps against Texas State ... Was on the field for eight total snaps at Army West Point ... Played 19 total snaps at Georgia State and nine against Florida Atlantic ... Played 12 offensive snaps against App State ... Played 16 total snaps against Louisiana Tech in the R+L Carriers New Orleans Bowl.

2019-20: Played in three games but was still able to redshirt ... Saw action on 17 total snaps ... Made his collegiate debut at Arkansas State, playing five special teams snaps ... Played nine total snaps against Georgia State ... Played special teams against Liberty in the Cure Bowl.

HIGH SCHOOL: Played at Arabia Mountain High for Coach Stanley Pritchett ... Rated as the No. 178 offensive guard in the country and the No. 212 player in the state of Georgia by 247Sports ... An all-region selection as both a senior and a junior.

PERSONAL: Born Aaron Jepaul Pyron on June 21 in Stone Mountain, GA ... Son of Monique and Corey Pyron ... Has an older sibling, Imani.

MAJOR: Interdisciplinary Studies (Graduated)


4

ANTHONY QUEELEY

WIDE RECEIVER • 6-2 • 205 • 6TH YEAR

ORLANDO, FLA.

LAKE NONA HS • SYRACUSE



2022-23: Played in three games for the Orange ... Had a 12-yard catch against Wagner ... Also played against NC State and Florida State ... Entered the NCAA Transfer Portal in November ... Enrolled at Georgia Southern in January.

2021-22: Appeared in all 12 games, starting 10 ... Caught 15 passes for 222 yards and two scores ... His 222 receiving yards were third among wideouts at 'Cuse ... Caught three passes for 39 yards in the season opener at Ohio ... Caught a pair of passes for 25 yards vs. UAlbany ... Had two catches for a season-high 50 yards and a touchdown vs. Florida State ... Posted his second-straight game with a touchdown against Wake Forest ... Caught two passes for 20 yards vs. Clemson ... Caught a 17-yard pass at Virginia Tech ... Recorded a season-long 30-yard reception against Pittsburgh.

2020-21: Was Syracuse's second-most frequently targeted wide receiver, starting all 11 games, making 37 catches for 378 yards and two touchdowns ... Caught three or more passes in nine of the Orange's 11 games ... Made four catches for 37 yards at North Carolina in the season opener, for the first receptions of his career ... Caught five passes for 77 yards and a touchdown against Liberty, setting career highs in receptions, yards and touchdown catches ... Had his second-straight game with five catches at Clemson, going for 58 yards on the day ... Caught three passes for 49 yards against Boston College ... Caught four passes for 42 yards and a touchdown at Notre Dame ... Named to the CoSIDA Academic All-District Team ... ACC Honor Roll selection ... Member of the SU Athletic Director's Honor Roll both semesters.

2019-20: Played in nine games for the Orange ... Mainly a special teams player, including periodically covering kickoffs ... Saw limited time on offense ... Did not record any statistics ... ACC Honor Roll selection ... Member of the SU Athletic Director's Honor Roll both semesters.

2018-19: Member of the travel squad at Syracuse for every game ... Made his Orange debut at Boston College ... Was redshirted ... Did not record any statistics ... Named to the Spring 2019 SU Athletic Director's Honor Roll.

HIGH SCHOOL: Played wide receiver and cornerback for head coach Anthony Paradiso at Lake Nona High ... A PrepStar All-Southeast Region honoree ... Ranked No. 15 in the Orlando Sentinel's Central Florida "Super 60" ... A two-time Florida Class 7A All-State selection, earning first-team honors as a junior in 2016 ... Posted consecutive 1,000-yard receiving seasons ... Caught 73 passes for 1,063 yards (14.6 avg.) and seven touchdowns as a junior ... As a senior captain in 2017, had 77 receptions for 1,197 yards (15.5 avg.) and 13 touchdowns ... Completed his Lake Nona career with 195 catches for 2,697 yards (13.8 avg.) and 24 scores ... Winner of two Florida 7A district titles.

PERSONAL: Born Anthony J. Queeley on May 15 in Orlando, Florida ... Son of Kisha and Anthony Queeley ... Has one sister, Brianna Edwards.

MAJOR: Sport Management (Graduated; Syracuse)

ANTHONY QUEELEY'S CAREER RECEIVING STATS

Year	G-S	REC	NET	APC	TD	APG	LONG
2018*	1-0	0	0	0.0	0	0.0	-
2019*	9-0	0	0	0.0	0	0.0	-
2020*	11-11	37	378	10.2	2	34.4	32 (LIB)
2021*	12-10	15	222	14.8	2	18.5	30 (PITT)
2022*	3-0	1	12	12.0	0	0.3	12 (WAG)
	36-21	53	612	11.5	4	17.0	32 (LIB)

* - at Syracuse

91 DAVION RHODES

DEFENSIVE LINE • 6-2 • 235 • R-So.
CAMILLA, GA.
PELHAM HS



2022-23: Saw action in one game ... Played 10 snaps in the opener against Morgan State before leaving the game with a knee injury ... Had surgery and missed the rest of the season.

2021-22: Played in four games and was able to redshirt ... Played 22 total snaps (six on defense, 16 on special teams) ... Had one tackle ... Made his collegiate debut at Arkansas, posting a tackle ... Was in for eight special teams snaps against Arkansas State ... Played six snaps on kickoff coverage at Troy ... Was on the kickoff coverage team at App State.

HIGH SCHOOL: Played at Pelham High for Coach Dondrial Pinkins ... Helped lead his team to a pair of regional championships ... A three-time all-region selection at defensive end ... Earned GACA all-state honors at tight end ... Named first-team all-state at defensive end ... Had 174 tackles, including 11 sacks, along with four fumble recoveries and three forced fumbles as a senior ... Also played basketball and participated in track & field.

PERSONAL: Born Davion Rhodes on February 18 in Albany, GA ... Son of Doretha and Major Rhodes ... Has two older siblings, Teddarian Simmons and Milik Rhodes.

MAJOR: Interdisciplinary Studies

20 SETH ROBERTSON

DEFENSIVE BACK • 5-10 • 190 • SR.
MADISON, GA.
MORGAN COUNTY HS



2022-23: Played in 12 games, starting four ... Was on the field for 321 total snaps (303 defense, 18 special teams) ... Had 23 tackles, including half a tackle for loss, and three pass break ups ... Missed the opener while dealing with an injury ... Got the start in the win at Nebraska, posting six tackles ... Had a tackle at UAB ... Saw limited action on defense against Ball State ... Posted seven tackles against Coastal Carolina ... Had two tackles at Georgia State ... Had a stop in the win over No. 25 James Madison ... Had a tackle in the win at Old Dominion ... Had three tackles and a pass break up at Louisiana ... Posted three tackles, including half a stop for loss, and two pass breakups against Marshall ... Played eight snaps in the overtime win over App State ... Played seven total snaps in the Camellia Bowl against Buffalo ... Made the Honor Roll in the spring.

2021-22: Played in 10 games, starting five ... Played 466 total snaps (373 on defense, 93 on special teams) ... Had 32 tackles and four pass breakups ... Played 16 total snaps in the opener against Gardner-Webb ... Had a tackle at Florida Atlantic, playing 28 defensive snaps ... Had three tackles and two pass breakups at Arkansas ... Had six tackles against Arkansas State ... Got his first start at Troy and posted six tackles ... Had four tackles and a pass break-up at South Alabama ... Had two stops against Georgia State ... Had three tackles against Coastal Carolina ... Missed the Texas State and BYU games with an injury ... Returned to the starting lineup at App State, posting two tackles ... Made the Honor Roll in the spring for posting a 3.00 GPA or higher.

2020-21: Played in 10 games ... Saw action on 140 total snaps (one on defense, 139 on special teams) ... Tallied six tackles on the season ... Played four snaps on special teams in the opener against Campbell ... Had two tackles against UMass ... Had a tackle on special teams against Coastal Carolina ... Played 13 snaps on special teams against South Alabama ... Was on the field for 15 special teams plays against Troy ... Had two tackles against Texas State ... Played 13 snaps on special teams at Army West Point and 18 at Georgia State ... Was on the field for 11 special teams snaps against Florida Atlantic ... Played 23 snaps on special teams against App State.

HIGH SCHOOL: Played at Morgan County for Coach Bill Malone ... A preseason all-state selection by the AJC ... Had 1,039 all-purpose yards and seven touchdowns his senior season and also tallied 22 solo tackles and two interceptions ... Named first-team 8-AAA All-Region ... As a junior, recorded seven touchdowns and 527 total yards as a slot receiver ... Primarily played cornerback and finished with four interceptions, 10 breakups and over 50 tackles ... Also played baseball, leading the team in stolen bases with 26 and boasting a .300+ batting average ... Named second-team all-region as a junior ... Competed in track & field, setting the school record in the long jump at 22-9.5 and triple jump at 45-3 ... Named first-team all-region in track in 2018 and 2019 ... The back-to-back region champion in the long jump in 2018 and 2019 ... Won the region title in the triple jump in 2018 ... A two-time state finalist in track.

PERSONAL: Born Seth William Robertson on November 20 in Covington, GA ... Son of Karen and Cedric Robertson ... Has two sisters, Morgan Robertson and Tyler Love, and an older brother, Cedric Robertson II.

MAJOR: Supply Chain Management

SETH ROBERTSON'S CAREER DEFENSIVE STATS

YEAR	G-S	U	A	TT	TFL	SKS	INT	PBU	QH	BLK	FR-FF
2020	10-0	5	1	6	0.0-0	0.0-0	0	0	0	0	0-0
2021	10-5	20	12	32	0.0-0	0.0-0	0	4	0	0	0-0
2022	12-4	10	13	23	0.0-0	0.0-0	0	3	0	0	0-0
	32-9	35	26	51	0.0-0	0.0-0	0	7	0	0	0-0

21

MARCUS SANDERS JR.

WIDE RECEIVER • 6-3 • 195 • So.
MONTEZUMA, GA.
MACON COUNTY HS



2022-23: Played in 11 games, starting two ... Was on the field for 281 offensive snaps ... Had 20 catches for 171 yards and a touchdown ... Made his collegiate debut in the opener against Morgan State, catching an 8-yard pass ... Played 16 offensive snaps at UAB ... Had a 4-yard catch against Ball State ... Had a 15-yard catch against Coastal Carolina ... Saw brief action at Georgia State ... Caught three passes for 27 yards in the win over No. 25 James Madison ... Played on offense in the win at Old Dominion ... Had two catches for 19 against South Alabama ... Caught four passes for 46 yards and his first collegiate touchdown at Louisiana ... Had five catches for 32 yards against Marshall ... Missed the App State game with an injury ... Returned for the Camellia Bowl against Buffalo, catching three passes for 20 yards.

HIGH SCHOOL: Played for Coach Dexter Copeland at Macon County High ... A first-team all-state selection by the AJC for the 1A Public level as a senior ... Totaled 47 catches for 1,092 yards and 21 touchdowns in his high school career ... Caught 30 passes for 708 yards and 12 touchdowns as a senior ... Had nine touchdowns and 384 yards as a junior.

PERSONAL: Born Marcus Bernard Sanders Jr., on July 14 in Americus, GA ... Son of Marcus Sanders Sr., and Sonya Hubbard ... Has two brothers, Leonard Hubbard and DaQuan Hubbard, and a sister, Makhia Sanders.

MAJOR: Interdisciplinary Studies


MARCUS SANDERS JR.'S CAREER RECEIVING STATS

Year	G-S	REC	NET	APC	TD	APG	LONG
2022	11-2	20	171	8.6	1	14.9	25 (UL)
	11-2	20	171	8.6	1	14.9	25 (UL)

81

PARKER SELF

WIDE RECEIVER • 6-2 • 190 • R-Jr.
DOUGLASVILLE, GA.
SOUTH PAULDING HS • FLORIDA STATE



2022-23: Played in eight games ... Was on the field for 34 total snaps (15 offense, 19 special teams) ... Played eight total snaps in the opener against Morgan State and briefly on offense against Ball State ... Saw limited action on offense against Coastal Carolina and at Georgia State ... Played seven snaps on special teams in the win over No. 25 James Madison ... Was in briefly on offense at Louisiana ... Played eight snaps on special teams in the overtime win over App State and briefly on offense in the Camellia Bowl against Buffalo ... Made the Honor Roll in the spring.

2021-22: Played in one game for the Seminoles ... Saw his lone action in the win over UMass ... Entered the NCAA Transfer Portal in December ... Enrolled at Georgia Southern in January ... Made the Honor Roll in the spring for posting a 3.00 GPA or higher.

2020-21: Did not see any action while on the Florida State roster ... Was redshirted.

HIGH SCHOOL: Played at South Paulding High for Coach Jason Thompson ... Led South Paulding to the Georgia AAAAAA state playoffs second round ... Finished his senior season with 93 catches for 1,508 yards and 19 touchdowns ... Named to the 2019 Georgia Sportswriters Association All-State Team ... Named Region 5-AAAAAA co-Player of the Year as a senior.

PERSONAL: Born Parker Allen Self on November 7 in Douglasville, GA ... Son of Jay Self and Jerrie Self ... Has an older brother, Justin.

MAJOR: Interdisciplinary Studies

90

ALEX SMITH

PUNTER • 6-6 • 215 • Fr.
MELBOURNE, AUSTRALIA
CAULFIELD GRAMMAR SCHOOL



2022-23: Enrolled at Georgia Southern in January ... Made the Honor Roll in the spring.

HIGH SCHOOL: Graduated from Caulfield Grammar School in 2017 ... The No. 8-ranked punter in the Class of 2022 by 247Sports ... The No. 5 punter in Australia as ranked by 247Sports ... Originally committed to Vanderbilt in 2022.


PERSONAL: Born Alex Jacob Smith on September 10 in Melbourne, Victoria, Australia ... Son of Rodney and Helene Smith ... Has a younger sister, Llara ... Played professional tennis upon graduation from high school on the ATP Futures Tour ... Grew up playing tennis as a resident of Dubai ... Gave up tennis when COVID hit and trained at ProKick Australia, a club that has sent multiple punters to the United States including Houston Texans punter Cameron Johnston (Ohio State), and Ray Guy Award winners Mitch Wishnowsky (Utah) and Michael Dickson (Texas).

MAJOR: Sport Management

99

KIERRON SMITH

DEFENSIVE LINE • 6-0 • 335 • R-Sr.
FITZGERALD, GA.
FITZGERALD HS



2020-21 - Sun Belt Conference Academic Honor Roll

2022-23: Played in 12 games, starting one ... Was on the field for 204 total snaps (191 defense, 13 special teams) ... Tallied 17 stops, including 2.5 for loss and a sack ... Played 12 defensive snaps in the opener against Morgan State ... Had a tackle on the goal line in the win at Nebraska ... Had a tackle at UAB ... Played four snaps on defense against Ball State ... Had a tackle against Coastal Carolina ... Posted his first career sack at Georgia State ... Played three defensive snaps in the win at Old Dominion and seven against South Alabama ... Had three tackles at Louisiana ... Played 43 defensive snaps against Marshall, posting a tackle for loss ... Had four tackles, including several key stops on short-yardage situations, in the overtime win over App State ... Made his first collegiate start in the Camellia Bowl against Buffalo, posting four tackles, including half a stop for loss.

2021-22: Played in five games ... Played 38 total snaps (37 on defense, one on special teams) ... Posted two tackles and a quarterback hurry on the season ... Had a quarterback hurry in the opener against Gardner-Webb ... Had a tackle at Florida Atlantic ... Played two snaps at Arkansas ... Was in for four defensive snaps against Georgia State ... Had a tackle in the win at Texas State.

2020-21: Played in four games ... Saw action on 12 total snaps (11 on defense, one on special teams) ... Did not record any stats ... Made his collegiate debut against UMass, playing two defensive snaps late ... Traveled to at Army West Point and Georgia State, but didn't play ... Played three defensive snaps and a special teams play at Georgia State ... Was on the field for two defensive snaps against Florida Atlantic ... Saw action late on defense against Louisiana Tech in the R+L Carriers New Orleans Bowl ... Made the Honor Roll in the fall ... Made the Dean's List in the spring for posting a 3.50 GPA or higher ... Named to the 2020-21 Sun Belt Conference Academic Honor Roll for maintaining a 3.00-3.49 GPA.

2019-20: Did not see any game action ... Was redshirted ... Made the Honor Roll in the spring.

HIGH SCHOOL: A two-time all-state selection at Fitzgerald High for Coach Tucker Pruitt ... A three-time all-region selection by the AJC.

PERSONAL: Born Kierron Lashawn Smith on April 18 in Fitzgerald, GA ... Son of Nataysha Anderson and Kenny Anderson.

MAJOR: Interdisciplinary Studies

KIERRON SMITH'S CAREER DEFENSIVE STATS

YEAR	G-S	U	A	TT	TFL	SKS	INT	PBU	QH	BLK	FR-FF
2020	4-0	0	0	0	0.0-0	0.0-0	0	0	0	0	0-0
2021	5-0	0	2	2	0.0-0	0.0-0	0	0	0	0	0-0
2022	12-1	5	12	17	2.5-6	1.0-5	0	0	0	0	0-0
	21-1	5	14	19	2.5-6	1.0-5	0	0	0	0	0-0

5 TJ SMITH

DEFENSIVE BACK • 5-9 • 185 • R-JR.
ATLANTA, GA.
MCEACHERN HS • KANSAS STATE



2022-23: Played in 11 games for the Big 12 Champion Wildcats ... Tallied 19 tackles ... Also had one pass break up ... Entered the NCAA Transfer Portal in December ... Enrolled at Georgia Southern in January.

2021-22: A seven-game starter who played in all 13 games, ranking eighth on the team with 39 tackles ... Bookended the regular season with an interception against Stanford – which he returned 39 yards – with one at Texas ... Also broke up passes against Southern Illinois and Kansas, while he recovered a fumble against Baylor ... Set a career high with seven tackles at Oklahoma State and had five apiece against Southern Illinois and Iowa State ... A Second-Team Academic All-Big 12 honoree.

2020-21: Played in each of the first four games prior to a season-ending injury ... Was redshirted ... Tallied seven tackles on the year, including a season-high four stops against Texas Tech ... Also had a pair of tackles in K-State's win at No. 3 Oklahoma.

HIGH SCHOOL: Played at McEachern High under head coach Franklin Stephens ... Rated the 62nd-best cornerback in the Class of 2020 by Rivals ... Registered 41 tackles and 10 passes defended as a senior ... Helped lead the Indians to a 12-1 record and a trip to the quarterfinals

of the state championship in 2019 ... Team went 14-1 and earned a state championship his sophomore season of 2017.

PERSONAL: Born Tajiri Smith on September 23 in Atlanta ... Son of Chris and Shandra Smith ... Brother, Christopher Smith II, was a defensive back at Georgia who earned unanimous All-America honors in 2022 ... Also has a sister, Kaila.

MAJOR: Interdisciplinary Studies

TJ SMITH'S CAREER DEFENSIVE STATS

YEAR	G-S	U	A	TT	TFL	SKS	INT	PBU	QH	BLK	FR-FF
2020*	4-0	5	2	7	0.0-0	0.0-0	0	0	0	0	0-0
2021*	13-7	29	10	39	0.0-0	0.0-0	2	2	0	0	1-0
2022*	11-0	15	4	19	0.0-0	0.0-0	0	1	0	0	0-0
	28-7	49	16	65	0.0-0	0.0-0	2	3	0	0	1-0

* - at Kansas State

44 JEFFREY SMYTH

DEFENSIVE BACK • 5-11 • 195 • R-SR.
BEAUFORT, S.C.
BEAUFORT HS • PRESBYTERIAN



2022-23: Played in six games ... Saw action on seven snaps on defense and 115 on special teams ... Recorded a tackle and a fumble recovery on the season ... Wore the No. 0 jersey as selected by the coaches in the opener against Morgan State ... Had a tackle and recovered a key fumble on a muffed punt in the second quarter that led to a score that gave the Eagles the lead for good ... Played 18 snaps on special teams in the win at Nebraska ... Played 18 snaps on special teams at UAB ... Played 19 special teams snaps against Ball State ... Played 16 snaps on special teams against Coastal Carolina and 22 at Georgia State ... Missed the final seven games with an injury.

2021-22: Played in four games and was able to redshirt ... Played 52 special teams snaps ... Made his FBS debut at Troy, playing 12 snaps on special teams ... Played 20 special teams snaps at South Alabama ... Was on for seven special teams snaps against Georgia State and 13 against Coastal Carolina.

2020-21: Played and started in all seven games in the spring for Presbyterian College ... Recorded 44 tackles, including a team-high 7.5 tackles for loss ... Added a sack, team-high three interceptions, one pass breakup, four passes defended and three quarterback hurries ... Opened the season with a season-high eight tackles, a TFL, fumble recovery and a pair of QB hurries against Gardner-Webb ... Added seven tackles and tackle for loss against Morehead State ... After six stops at Davidson and four to go along with an interception against San Diego, recorded seven tackles and two pick-sixes in the Blue Hose victory over Stetson ... Netted PFL Defensive Player of the Week honors and National Player of the Week honors for the performance ... Totaled four or more tackles in all seven games ... Transferred to Georgia Southern in the summer.

2019-20: Played in all 12 games for PC while getting the start in six contests ... Recorded 63 tackles, including 5.5 tackles for loss, one interception and three pass breakups ... Finished fourth among Blue Hose defensive players with 63 total tackles ... Finished second among freshman defensive backs in the Big South in tackles ... Had three games with 10+ tackles on the year ... Had five tackles against North Alabama ... Recorded three tackles and a tackle for loss against Monmouth ... Had 11 tackles and a tackle for loss against Kennesaw State ... Had 10 tackles, including 1.5 tackles for loss, a quarterback hurry and a pair of pass breakups against

Merrimack ... Had 13 tackles, including a tackle for loss and his first career interception against Gardner-Webb and earned Big South Freshman of the Week honors.

HIGH SCHOOL: Was four year letterwinner in football and baseball at Beaufort High School ... Played both quarterback and defensive back for the football team ... Was a catcher and center fielder for the baseball team ... A member of the National Honor Society.

PERSONAL: Born Jeffrey Tyle Smyth on January 5 in Beaufort, South Carolina ... Son of Andy and Juliana Smyth ... Father played football at Presbyterian ... Has two brothers, Andrew and Michael.

MAJOR: Psychology

48 DYLAN SNYDER

TIGHT END • 6-2 • 250 • R-SO.
FLORENCE, S.C.
WEST FLORENCE HS • THE CITADEL



2022-23: Did not play in any games ... A valuable member of the scout team ... Made the Honor Roll in the spring.

2021-22: Played in three games as a defensive lineman at The Citadel and was able to redshirt ... Did not record any stats ... Saw action against Charleston Southern, North Greenville and VMI ... Entered the NCAA Transfer Portal in November ... Enrolled at Georgia Southern in January.

HIGH SCHOOL: Played for Coach Jody Jenerette at West Florence High ... Earned all-state, all-region and all-zone honors after recording 30 catches for 430 yards during a shortened senior season ... Garnered all-region honors as a sophomore and junior ... Posted 28 catches for 340 yards as a junior ... Added 35 catches for 450 yards as a sophomore ... Was also an all-region selection in baseball ... A member of the National Honor Society.

PERSONAL: Born Dylan Thomas Snyder on March 25 in Florence, SC ... Son of Thomas and Rosanna Snyder ... Has an older sister, Alexis.

MAJOR: Biology

32 KEVIN SPEED

DEFENSIVE BACK • 6-1 • 200 • R-FR.
CAIRO, GA.
CAIRO HS



2022-23: Did not play in any games ... Was redshirted ... A valuable member of the scout team.

HIGH SCHOOL: Played at Cairo High for Coach Steve DeVoursney ... Totaled 626 yards rushing and eight touchdowns in his high school career ... Had 28 total tackles and an interception his

senior season ... Rated as the No. 121 "athlete" in the country and the No. 129 player in the state of Georgia by ESPN Recruiting.

PERSONAL: Born Kevin Maurice Speed on January 26 in Cairo, GA ... Son of Tangela Anderson and Kevin Speed ... Has three siblings: Kendra Speed, Travis Anderson and Donovan Davis.

MAJOR: Marketing

94 COLLIN SPRINGER

LONG SNAPPER • 5-11 • 210 • 6TH YEAR
NEWBERRY, S.C.
NEWBERRY HS • WOFFORD



2022-23: Snapped in all 11 games for Wofford ... Named Preseason All-Southern Conference second team ... Entered the NCAA Transfer Portal in December ... Transferred to Georgia Southern in January.

2021-22: Was Wofford's long snapper in all 11 games ... Had a special teams tackle at VMI ... Named Second-Team All-Southern Conference by Phil Steele.

2020-21: Served as the team's long snapper in all five games, which were played in the spring due to COVID ... Named Second-Team All-Southern Conference by Phil Steele.

2019-20: Played in all 12 games as the long snapper for punts, field goals and extra points ... Recorded a tackle in the NCAA FCS Playoff game against Kennesaw State ... Helped kicker Luke Carter finish an NCAA record setting career for consecutive extra points (141) with 51 PAT snaps in 2019 ... Named Third-Team All-Southern Conference by Phil Steele.

2018-19: Did not see action as a true freshman ... Was redshirted.

HIGH SCHOOL: A three-year varsity starter as the long snapper for Newberry High School and head coach Phil Strickland ... Team was 11-2 his senior season and lost in the third round of the state playoffs ... As a junior, the team was 11-5 overall ... Reached the state championship game his sophomore season as the team posted a 12-3 record ... Twice named Newberry County Touchdown Club Player of the Month ... Member of the Beta Club.

PERSONAL: Born Robert Collin-Louis Springer on April 7 in Greenville, SC ... Son of Gary and Tonya Springer ... Sister, Ansely-Brooke, competes on the Wofford rifle team.

MAJOR: Finance (Graduated; Wofford)

22

MARC STAMPLEY II

DEFENSIVE BACK • 5-11 • 180 • So.

PEACHTREE CITY, GA.

STARR'S MILL HS



2022-23: Played in all 13 games, starting two ... Was on the field for 358 total snaps (240 defense, 118 special teams) ... Had 25 tackles, four pass break ups and an interception ... Made his collegiate debut in the opener against Morgan State, posting two tackles ... Played nine snaps on special teams in the win at Nebraska ... Had a tackle at UAB ... Got the start against Ball State, recording three tackles and two pass breakups ... Played 19 total snaps against Coastal Carolina ... Had four tackles and his first collegiate interception at Georgia State ... Also had a 3-yard rush on a fake punt ... Got the start in the win over No. 25 James Madison, posting five tackles and a pass breakup ... Had two tackles in the win at Old Dominion ... Played on special teams against South Alabama ... Had a tackle at Louisiana ... Posted two tackles against Marshall ... Played 13 snaps in the overtime win over App State ... Had four tackles and a pass break up in the Camellia Bowl against Buffalo.

HIGH SCHOOL: Played for Coach Chad Phillips at Starr's Mill High ... A first-team all-state selection by the AJC for the 5A level as a senior ... Named to RecruitGeorgia's Class 5A All-State first team ... Named to the AJC's All-Metro Team for the Southside area ... Totaled 35 tackles and four interceptions on defense, along with 421 yards receiving and seven scores, his high school career ... Named the Region 2-5A Player of the Year as a senior ... Had a 99-yard kickoff return his final season ... Named first-team all-county as a sophomore and junior ... Named all-region as a sophomore and junior ... A preseason all-state before his senior season ... Also placed first in the region as a junior in the 300-meter hurdles ... Listed as the No. 125 safety in the country and the No. 140 player in Georgia by On3 ... Ranked as the No. 128 safety in the country and the No. 143 player in the Peach State by On3 Consensus ... Rated a three-star prospect by 247Sports Composite rankings ... Also ran track, running the 300m hurdles and competing in the long jump and triple jump ... The region champion in the long jump, triple jump, 300m hurdles and 4x400 relay ... The 2021 GHSA high point total champion after placing second in the 300m hurdles, third in the 4x400 relay and triple jump and fourth in the long jump ... Played with the Cam Newton C1N7 on 7 team, winning the 2021 national championship.

PERSONAL: Born Marc Antony Stampley II on November 13 in New Orleans ... Son of Marc and India Stampley ... Has two sisters, Kelsie Stampley and Taylor Ledet ... Father played football at McNeese State.

MAJOR: Construction Management

MARC STAMPLEY II'S CAREER DEFENSIVE STATS

YEAR	G-S	U	A	TT	TFL	SKS	INT	PBU	QH	BLK	FR-FF
2022	13-2	20	5	25	0.0-0	0.0-0	1	4	0	0	0-0
	13-2	20	5	25	0.0-0	0.0-0	1	4	0	0	0-0

57

CHANDLER STRONG

OFFENSIVE LINE • 6-3 • 290 • R-Fr.

WARNER ROBINS, GA.

HOUSTON COUNTY HS



2022-23: Played in one game ... Was redshirted ... Made his collegiate debut in the opener against Morgan State, playing 11 snaps on the offensive line late.

2021-22: Enrolled at Georgia Southern in January.

HIGH SCHOOL: Played for Coach Philip Manning at Houston County High ... Named to RecruitGeorgia's Class 6A All-State first team ... An honorable mention all-state selection by the AJC for the 6A level as a senior ... Named first-team all-region and the co-offensive lineman of the year for the 1-6A group as a senior ... Named honorable mention all-state ... Also wrestled for Houston County, advancing to the state finals.

PERSONAL: Born Chandler Bryson Strong on October 22 in Warner Robins, GA ... Son of Sherry and Bryant Strong ... Has two older siblings, Bryant Strong Jr., and Adrian Nelson.

MAJOR: Construction Management

18

MJ STROUD

DEFENSIVE LINE • 6-3 • 225 • R-Fr.

COVINGTON, GA.

ALCOVY HS



2022-23: Played in five games and was able to redshirt ... Was on the field for 42 total snaps (15 defense, 27 special teams) ... Had three tackles ... Made his collegiate debut in the opener against Morgan State, playing 17 total snaps ... Played on special teams in the win at Nebraska ... Played five snaps on special teams at UAB ... Had a tackle against Coastal Carolina ... Played eight total snaps in the Camellia Bowl against Buffalo.

HIGH SCHOOL: Played for Coach Jason Dukes at Alcovy High ... Named first-team tight end for Region 3-6A ... Had 32 tackles, including eight for loss and four sacks, as a senior ... A two-way player as a junior who earned All-Covington News first-team honors on defense ... Totaled 27 tackles, including 10 for loss and five sacks, along with two forced fumbles as a junior ... Averaged 18 yards a catch on offense ... Named to the 2020-21 GACA Coaches All-State Team at defensive end ... Also ran track.

PERSONAL: Born Madison Jeremiah Stroud on February 9 in Covington, GA ... Son of Keesha Stroud ... Has two siblings, Meggan and Miata.

MAJOR: Interdisciplinary Studies

24

JOSHUA THOMPSON

WIDE RECEIVER • 5-11 • 170 • So.
QUEENS, N.Y.
JOHNS CREEK (GA.) HS



2022-23: Played in 12 games ... Caught three passes for 179 yard and a touchdown, averaging 59.7 yards per catch ... Made his collegiate debut in the opener against Morgan State, playing on offense late ... Saw brief action on offense at UAB and against Ball State ... Played on special teams against Coastal Carolina and at Georgia State ... Blocked a punt and recovered it in the end zone for a touchdown in the win over No. 25 James Madison ... Played briefly on special teams in the win at Old Dominion and against South Alabama ... Had a 50-yard reception at Louisiana ... Played briefly against Marshall ... Had a 50-yard reception in the overtime win over App State ... Made a big play in the Camellia Bowl against Buffalo, catching a 79-yard touchdown pass early in the second half.

HIGH SCHOOL: Played for Coach Matt Helmerich at Johns Creek High ... A first-team all-state selection by the AJC for the 6A level as a senior ... Named to RecruitGeorgia's Class 6A All-State first team as a receiver ... Named to the AJC's All-Metro Team for North Fulton County ... Had 50 catches for 1,178 yards and 20 touchdowns as a senior, tops in the state for receivers ... Also blocked seven kicks ... A first-team Region 7-6A selection as a senior ... Ran track, earning first-team all-region honors and qualifying for the state meet.

PERSONAL: Born Joshua Elijah Thompson on September 11 in Queens, NY ... Son of Andrea Thompson ... Nicknamed "The Jet."

MAJOR: Sport Management


JOSHUA THOMPSON'S CAREER RECEIVING STATS

Year	G-S	REC	NET	APC	TD	APG	LONG
2022	12-0	3	179	59.7	1	14.3	79 (UB)
	12-0	3	179	59.7	1	14.3	79 (UB)

6

KEATON UPSHAW

TIGHT END • 6-7 • 245 • 6TH YEAR
LIMA, OHIO
LIMA SENIOR HS • KENTUCKY



2022-23: Played in 12 games for Kentucky, starting two ... Had four catches for 50 yards ... Had two catches against Florida for 34 yards ... Caught two balls for 16 yards against Youngstown State ... Entered the NCAA Transfer Portal in December ... Enrolled at Georgia Southern in January ... Made the Honor Roll in the spring.

2021-22: Missed the season after suffering an injury during Kentucky's fall camp ... Was given a medical hardship waiver ... Named to SEC Fall Academic Honor Roll.

2020-21: Saw action in all 11 games for the Wildcats, with four starting assignments ... Totaled 16 catches for 193 yards and three scores ... Caught a career-high tying three passes for 28 yards, including a 4-yard touchdown in the second quarter at Florida ... Also caught three passes for 44 yards at Alabama ... Had a 21-yard touchdown reception in the second quarter vs. Vanderbilt ... Had a 12-yard touchdown catch in the second quarter vs. Mississippi State.

2019-20: Saw action in all 13 games with two starts (South Carolina and Tennessee) ... Totaled seven catches for 78 yards and a score on the season ... Made his first collegiate start at South Carolina ... Got his first collegiate touchdown with a 13-yard catch in the third quarter vs. Florida ... Charted his first collegiate pass receptions vs. Toledo with two catches for 19 yards ... A critical blocker for UK's impressive run game which ranked fourth nationally with 278.8 yards per game.

2018-19: Redshirted at Kentucky.

HIGH SCHOOL: A three-year starter for Coach Andre Griffin at Lima Senior High ... A three-star tight end in most of the major recruiting services ... Rated as the 25th-best tight end in the 2018 class ... Earned first-team All-Northwest Ohio District and second-team all-state honors by Three Rivers Athletic Conference after totaling 786 receiving yards on 46 catches with four touchdowns as a senior ... A third-team Division II Ohio Prep Sportswriters Association (OPSWA) All-Ohio selection ... Caught 48 passes for 758 yards and four touchdowns as a junior, earning him a spot on the All-Northwest Ohio and TRAC first team ... Also named second-team All-Ohio ... Also an excellent basketball player, lettering three seasons as a power forward ... Lettered one season in track & field, participating in the 4x400, 4x200 and the high jump.

PERSONAL: Born Keaton Keyshawn Upshaw on September 21 in Lima, OH ... Son of Jessica Kahle ... Siblings are Aaron Godsey, Kearre Upshaw and Teysha Upshaw.

MAJOR: Community and Leadership Development (Graduated; Kentucky)

KEATON UPSHAW'S CAREER RECEIVING STATS

Year	G-S	REC	NET	APC	TD	APG	LONG
2018*	-DNP-						
2019*	13-2	7	78	11.1	1	16.0	19 (MSU)
2020*	11-4	16	198	12.4	3	18.0	23 (NCSU)
2021*	-DNP-						
2022*	12-2	4	50	12.5	0	4.2	22 (UF)
	36-8	27	326	12.1	4	9.1	23 (NCSU)

* - at Kentucky

92

KRISTIAN VARNER

DEFENSIVE LINE • 6-4 • 285 • R-SR.
HIRAM, GA.
HIRAM HS • NORTH CAROLINA



2022-23: Played in all 13 games, starting 10 ... Was on the field for 450 defensive snaps ... Had 21 tackles for the season ... Had a tackle in the opener against Morgan State ... Posted three tackles in the win at Nebraska ... Had two tackles at UAB and one against Ball State ... Had a tackle at Georgia State ... Played 53 snaps in the win over No. 25 James Madison ... Played 25 defensive snaps in the win at Old Dominion ... Had three tackles against South Alabama ... Posted two tackles at Louisiana ... Had three tackles against Marshall ... Posted four tackles in the overtime win over App State ... Had a tackle in the Camellia Bowl against Buffalo.

2021-22: Played in six games for the Tar Heels before entering the NCAA Transfer Portal in November ... Had two tackles on the season ... Played 41 total snaps on defense, including 20 in the opener at Virginia Tech ... Had both tackles in that game ... Committed to Georgia Southern in November and enrolled in January ... Made the Honor Roll in the spring for posting a 3.00 GPA or higher.

2020-21: Made three appearances on the defensive line at the University of North Carolina ... Saw game action against Syracuse, Duke and Western Carolina ... Notched a tackle for loss against the Catamounts.

2019-20: Played in one game for the University of North Carolina ... Was redshirted.

HIGH SCHOOL: Played for Coach Pete Fominaya at Hiram High ... Listed as the No. 76 player in the state of Georgia by Rivals ... Considered a three-star prospect according to ESPN, Rivals and 247Sports ... Earned first-team all-region honors as a senior ... Posted 44 tackles, including four sacks, an interception and two forced fumbles as a senior ... Tallied 30 tackles, including two sacks and 2.5 tackles for loss, as a junior.

PERSONAL: Born Kristian Sean Varner on June 12 in Atlanta ... Son of Emmadequann Bray and Keaton Johnson.

MAJOR: Interdisciplinary Studies

KRISTIAN VARNER'S CAREER DEFENSIVE STATS

YEAR	G-S	U	A	TT	TFL	SKS	INT	PBU	QH	BLK	FR-FF
2019*	1-0	0	0	0	0.0-0	0.0-0	0	0	0	0	0-0
2020*	3-0	1	0	1	1.0-5	0.0-0	0	0	0	0	0-0
2021*	6-0	2	0	2	0.0-0	0.0-0	0	0	0	0	0-0
2022	13-10	9	12	21	0.0-0	0.0-0	0	0	0	0	0-0
	23-10	12	12	24	1.5-5	0.0-0	0	0	0	0	0-0
<i>GS Only</i>	13-10	9	12	21	0.0-0	0.0-0	0	0	0	0	0-0

* at North Carolina

13

ISAAC WALKER

DEFENSIVE LINE • 6-2 • 225 • R-So.

GREENSBORO, N.C.

HOUGH HS



2022-23: Played in all 13 games ... Was on the field for 201 total snaps (153 defense, 48 special teams) ... Had 11 tackles, including 2.5 sacks, and an interception ... Had two tackles, including a sack, and his first collegiate interception, in the opener against Morgan State ... Posted one tackle in the win at Nebraska ... Saw brief action on special teams at UAB and against Ball State ... Recorded a tackle against Coastal Carolina ... Had three tackles at Georgia State ... Played six total snaps in the win over No. 25 James Madison ... Saw 12 total snaps in the win at Old Dominion ... Had a tackle against South Alabama ... Played five total snaps at Louisiana ... Had two tackles, including a sack, against Marshall ... Saw brief action on defense in the overtime win over App State ... Had half a sack in the Camellia Bowl against Buffalo ... Made the Honor Roll in the fall.

2021-22: Played in four games and was able to redshirt ... Played 29 total snaps (10 on defense, 19 on special teams) ... Made his collegiate debut at South Alabama, posting his lone tackle for the season ... Was on for six special teams plays against Georgia State ... Played two snaps on special teams against Coastal Carolina ... Was in for four special teams snaps against BYU ... Made the Honor Roll in the spring for posting a 3.00 GPA or higher.

2020-21: Graduated from high school early and enrolled at Georgia Southern in January ... Went through spring practice with the Eagles.

HIGH SCHOOL: Played at Hough High for Coach Matt Jenkins ... Had 84 tackles, including 20 sacks, his final season ... Ranked the No. 93 inside linebacker in the country and the No. 93 player in North Carolina by 247Sports ... A first-team all-conference selection as a junior ...

Named first-team all-conference as a sophomore, as well ... Also played basketball and ran track.

PERSONAL: Born Isaac Jamaal Walker on March 21 in Greensboro, NC ... Son of Latosha and Antonio Walker ... Father played football at North Carolina A&T ... Has three siblings: Anthony, Taniya and Davis.

MAJOR: Sociology

ISAAC WALKER'S CAREER DEFENSIVE STATS

YEAR	G-S	U	A	TT	TFL	SKS	INT	PBU	QH	BLK	FR-FF
2021	4-0	1	0	1	0.0-0	0.0-0	0	0	0	0	0-0
2022	13-0	8	3	11	2.5-13	2.5-13	1	0	0	0	0-0
	17-0	9	3	12	2.5-13	2.5-13	1	0	0	0	0-0

1

MARQUES WATSON-TRENT

LINEBACKER • 5-11 • 225 • R-Jr.

BEAVER FALLS, PA.

BLACKHAWK HS



2022 - All-Sun Belt Conference Second Team

2022 - All-Sun Belt Conference Second Team (Phil Steele)

2022-23: A second-team All-Sun Belt selection from the league and Phil Steele ... Played in all 13 games, starting 11 ... Was on the field for 930 total snaps (917 defense, 13 special teams) ... One of six 100-tackle performers in the SBC ... Finished third in tackles with 114, averaging 8.8 per game ... Had 5.5 tackles for loss and a sack, plus three quarterback hurries, a forced fumble and three pass break ups ... Had five tackles and a quarterback hurry in the opener against Morgan State ... Recorded a career-high 10 tackles in the win at Nebraska ... Got the start at UAB, posting seven tackles, including one for loss ... Posted 10 tackles, including 1.5 for loss, against Ball State ... Had six tackles, including half a sack, and also forced a fumble against Coastal Carolina ... Led the Eagles with 13 tackles at Georgia State ... Had six tackles in the win over No. 25 James Madison ... Was chosen to wear the No. 0 jersey ... Posted eight tackles in the win at Old Dominion ... Had a career-high 16 tackles against South Alabama ... Posted four tackles and a quarterback hurry at Louisiana ... Had 12 tackles, including one for a loss, and a quarterback hurry against Marshall ... Had eight tackles, including half a tackle for loss, in the overtime win over App State ... Posted nine tackles, including one for loss and half a sack, along with two pass break ups in the Camellia Bowl against Buffalo.

2021-22: Played in and started one game ... Played 43 total snaps (34 on defense, nine on special teams) ... Got the start in the opener against Gardner-Webb and had two tackles and two quarterback hurries ... Tore his ACL in the game and missed the rest of the season ... Was granted a medical hardship waiver.

2020-21: Played in 10 games ... Saw action on 106 total snaps (eight on defense, 98 on special teams) ... Had six tackles on the season ... Played seven snaps on special teams in the opener against Campbell ... Was on the field for eight special teams plays against Louisiana ... Played eight snaps on defense and 11 on special teams at ULM ... Had a tackle against UMass ... Played eight snaps on special teams against Coastal Carolina ... Had a tackle against South Alabama ... Had two tackles against Troy ... Missed the Texas State game ... Had two tackles at Army West Point ... Did not play at Georgia State ... Played nine special teams snaps against Florida Atlantic ... Played 18 snaps on special teams against App State.

HIGH SCHOOL: Played football for Coach Zack Hayward at Blackhawk High ... A second-team all-state selection his senior season by the Pa. Football News Coaches for the 4A team ... Named his conference's offensive player of the year as a senior at running back but was also

named first-team all-conference as a linebacker ... Led his team with 1,222 rushing yards ... Scored 22 touchdowns ... On defense, returned two interceptions for scores, had 112 tackles and five forced fumbles ... As a junior, was second on his team with 656 rushing yards but first with a 6.8 yards per carry average ... Also caught 11 passes for 217 yards, an average of 19.7 per reception ... Had an interception and forced five fumbles ... A two-time Beaver County football all-star, a two-time first-team defensive back, running back, linebacker and offensive player of the year ... Received several accolades from the Pittsburgh Post-Gazette, Beaver County Times ... Ranked the No. 31 player in the state of Pennsylvania by 247Sports and the No. 199 linebacker in the nation.

PERSONAL: Born Marques D. Watson on November 1 in Pittsburgh, PA ... Son of Tanusia Trent, Maurice Trent and Ian Watson ... Has two brothers, Maurice Trent and Zealous Trent, as well as a sister, Onesty Trent.

MAJOR: Interdisciplinary Studies

MARQUES WATSON-TRENT'S CAREER DEFENSIVE STATS

YEAR	G-S	U	A	TT	TFL	SKS	INT	PBU	QH	BLK	FR-FF
2020	10-0	4	2	6	0.0-0	0.0-0	0	0	0	0	0-0
2021	1-1	1	2	3	0-0-0	0.0-0	0	1	0	0	0-0
2022	13-11	49	65	114	5.5-14	1.0-5	0	3	3	0	0-1
	24-12	54	69	123	5.5-14	1.0-5	0	4	3	0	0-1

89 JACKSON WHEELER

LONG SNAPPER • 6-3 • 230 • R-SR.
BAINBRIDGE, GA.
BAINBRIDGE HS



2022-23: Played in three games, starting two ... Was on the field for 16 total snaps ... Saw his first collegiate action at Louisiana when pressed into duty due to an injury to starter Mark Langston ... Responded with five snaps on punts, field goals and PATS ... Also had a tackle on punt coverage ... Was injured against Marshall after his fourth snaps and missed the finale against App State ... Snapped seven times in the Camellia Bowl against Buffalo ... Made the Dean's List in the fall for posting a GPA higher than 3.50.

2021-22: Did not see any game action ... Served as the backup long snapper for all three units.

2020-21: Did not see any game action ... Made the Dean's List in the fall for posting a 3.50 GPA or higher ... Made the Honor Roll in the spring for posting above a 3.00 GPA.

2019-20: Joined the squad in the spring ... Was redshirted.

HIGH SCHOOL: Played for Coach Jeff Littleton at Bainbridge High ... Named first-team all-region as a senior as a multi-purpose offensive player ... Helped lead his team to a Class 5A state title in 2018 ... Also played golf ... A member of the National Honor Society.

PERSONAL: Born Jackson Clay Wheeler on February 3 in Bainbridge, GA ... Son of Tom and Libby Wheeler ... Father played tight end at Florida State, as well as professionally ... Has a brother, Russell.

MAJOR: Exercise Science

25 JALEN WHITE

RUNNING BACK • 6-0 • 215 • SR.
DALEVILLE, ALA.
DALEVILLE HS



2022 - All-Sun Belt Conference Second Team (Pro Football Network)

2022 - All-Sun Belt Conference Third Team

2022 - All-Sun Belt Conference Third Team (Phil Steele)

2022 - All-Sun Belt Conference Third Team (Pro Football Focus)

2022-23: A third-team All-Sun Belt selection from the league and Pro Football Focus ... A second-team selection by Pro Football Network ... A third-team selection by Phil Steele ... Played in 11 games, starting 10 ... Was on the field for 532 offensive snaps ... Rushed for 914 yards and 10 touchdowns ... Also had 22 catches for 217 yards and a score ... Led the team in all-purpose yards with 1,131 yards ... Got his first collegiate start in the opener against Morgan State, rushing for 35 yards and two touchdowns on 10 carries ... Ran for 87 yards and two touchdowns on 17 carries in the win at Nebraska ... Carried the ball 14 times for 116 yards and two touchdowns at UAB ... Second score was on a career-long 71-yard run ... Carried the ball 15 times for 70 yards against Ball State ... Selected to wear the No. 0 jersey for that game ... Carried the ball 18 times for 145 yards and a touchdown against Coastal Carolina ... Also had a 10-yard catch ... Rushed 17 times for 70 yards and a touchdown at Georgia State ... Also had two catches for 18 yards ... Had 20 yards rushing and caught six passes for 64 yards and a touchdown in the win over No. 25 James Madison ... Carried the ball a career-high 30 times for 138 yards and a touchdown in the win at Old Dominion ... Netted 65 yards rushing and had a 54-yard touchdown run on 10 carries against South Alabama ... Carried the ball seven times for 28 yards at Louisiana ... Carried the ball 13 times for 143 yards and had a 22-yard catch against Marshall ... Was injured in the game and missed the finale against App State as well as the bowl game.

2021-22: Played in all 12 games ... Played 201 total snaps (170 on offense, 31 on special teams) ... Carried the ball 68 times for 383 yards and four touchdowns ... Had a long run of 59 yards ... Had four carries for 12 yards in the opener against Gardner-Webb ... Carried the ball four times for 12 yards at Florida Atlantic ... Had four carries for 10 yards at Arkansas ... Had two carries for 8 yards against Louisiana ... Carried the ball 13 times for 157 yards and two touchdowns against Arkansas State ... Had a long run of 59 yards ... Had three carries for 11 yards at Troy and carried the ball once at South Alabama ... Carried the ball four times for 11 yards against Georgia State ... Had four carries for 6 yards against Coastal Carolina ... Carried the ball 10 times for 82 yards and two touchdowns in the win at Texas State ... Had nine carries for 38 yards against BYU ... Carried the ball eight times for 38 yards at App State.

2020-21: Played in 12 games ... Saw action on 114 total snaps (35 on offense, 79 on special teams) ... Carried the ball 20 times for 86 yards ... Had a tackle on special teams ... Saw brief action on special teams against Campbell and Louisiana ... Played five special teams plays at ULM ... Was on the field briefly on special teams against UMass ... Was on the field for four special teams plays against South Alabama ... Played four special teams snaps against Troy ... Played snaps on special teams against Texas State ... Played 11 total snaps at Army West Point ... Carried the ball four times for 12 yards at Georgia State ... Had six carries for 31 yards against Florida Atlantic ... Had a 2-yard carry against App State ... Carried the ball nine times for 41 yards against Louisiana Tech in the R+L Carriers New Orleans Bowl.

HIGH SCHOOL: Played football for Coach Desmond Lett at Daleville High ... A first-team All-USA selection by USA Today after leading the nation in rushing yards ... A 2019 MaxPreps Small Schools First-Team All-American ... In just 11 games, posted 3,517 rushing yards, which also set an Alabama state record ... Also set a state single-game scoring record with eight touchdowns (all in the first half) against Barbour County ... Also had a seven-touchdown performance ... Named to the all-state team by the ASWA ... Named the Class 2A Back of the Year ... Earned Elite 11 and Offensive Player of the Year honors from The Southeast Sun/Daleville-Sun Courier, along with The Dothan Eagle's Super 12 honors ... Finished third in voting for Mr. Football ... Also named to the state's Super-All State team, which compiles the

top 12 football players from the state regardless of classification ... Rushed for over 400 yards three times (419, 462 and 465) ... Carried the ball 217 times for a 16.2-yard average and 48 touchdowns and 14 2-point conversions as a senior ... Also racked up 65 tackles, including 10 for loss, three interceptions, forced two fumbles, recovered two fumbles (one for a touchdown) and had five passes broken up ... Punted 13 times for a 35.1 yard average and returned five kicks for 146 yards (a 29.2 average per return) ... Ranked as the No. 90 running back in the country by 247Sports ... Rushed for more than 5,000 yards for his career.

PERSONAL: Born Jalen Jermayne White on June 5 in Leavenworth, KS ... Son of Jerry and Latonya White ... Has an older brother, Jerry White Jr.

MAJOR: Interdisciplinary Studies

JALEN WHITE'S CAREER RUSHING STATS

Year	G-S	ATT.	NET	APR	TD	APG	LONG
2020	12-0	20	86	4.3	0	7.2	15 (FAU)
2021	12-0	68	383	5.6	4	31.9	59 (A-STATE)
2022	11-10	162	914	5.6	10	83.1	71 (UAB)
	35-10	250	1,383	5.5	14	39.5	71 (UAB)

JALEN WHITES'S CAREER RECEIVING STATS

Year	G-S	REC	NET	APC	TD	APG	LONG
2020	12-0	0	0	0.0	0	0.0	-
2021	12-0	1	10	10.0	0	0.8	10 (ARK)
2022	11-10	22	217	9.9	1	19.7	17 (JMU)
	35-0	23	227	9.9	1	6.5	17 (JMU)

64 CAELAN WILLIAMS

OFFENSIVE LINE • 6-7 • 300 • R-JR.

DUBLIN, GA.

TRINITY CHRISTIAN



2022-23: Played in one game ... Made his collegiate debut in the opener against Morgan State, playing seven offensive snaps late ... Made the Honor Roll in the spring.

2021-22: Did not see any game action.

2020-21: Did not see any game action ... Was redshirted ... Was on the dress squad for the New Orleans Bowl.

2019-20: A blueshirt who joined the program in spring ... Took classes at Georgia Southern part-time in the fall ... Went through spring practice with the Eagles ... Made the President's List in the spring for a perfect 4.00 GPA.

HIGH SCHOOL: Played at Trinity Christian School for Coach Jimmy Fields ... As a sophomore, was named GISA all-region and all-state ... Named GISA all-region, all-state and to the all-star team as a senior ... Also participated in track ... A member of the Honor Roll.

PERSONAL: Born Caelan Rogers Williams on July 5 in Dublin, GA ... Son of Leigh Ann Williams and Roge Williams ... Both parents went to Georgia Southern ... Has two sisters, Lily Cate and Madeleine Williams ... Madeleine, along with his grandparents and aunt, also attended Georgia Southern.

MAJOR: Marketing

6 CAM WILLIAMS

DEFENSIVE BACK • 6-0 • 210 • R-SR.

BAKERSFIELD, CALIF.

BAKERSFIELD HS • WASHINGTON



2022-23: Played in four games for the Huskies and took a redshirt ... Had one tackle against Portland State ... Entered the NCAA Transfer Portal in December ... Enrolled at Georgia Southern in January.

2021-22: Played in seven games, starting three at UW ... Missed five games due to injury ... Tallied 17 tackles, including 2.0 for loss ... Saw action in the Montana game, notching two tackles ... Had two tackles, including one for a loss, at Michigan ... Started in the win vs. Arkansas State ... Had four tackles and forced the fumble in overtime that ended the game in the win over Cal ... Posted two tackles in a start at Oregon State ... Started the Oregon game, finishing with seven tackles, including one for a loss ... Won the Chuck Niemi Big Hit Award at the team's postseason banquet.

2020-21: Saw action in all four games during the shortened 2020 season ... Had one tackle in the win over Arizona ... Recorded two tackles in the victory over Utah.

2019-20: Played in 12 of 13 games, starting seven ... Enrolled at the UW in January ... Named a Second-Team Freshman All-America by ProFootballFocus.com ... Also named to Pro Football Focus All-Pac-12 honorable mention ... Started the first six games of the season ... Started the Huskies' win over Eastern Washington in the season opener ... Had four tackles vs. EWU ... Posted two tackles vs. California ... Had first career interception, with a 19-yard return, in the UW win over Hawai'i ... Posted four tackles in the win at BYU ... Recorded five tackles and two interceptions in the victory over USC ... Had one stop at Stanford ... Made two tackles against Utah ... Also had two stops in the win at Oregon State ... Had four tackles at Colorado ... Made four tackles in a start vs. Washington State in the Apple Cup ... Started in the Las Vegas Bowl win over Boise State, making three tackles, including one for a loss.

HIGH SCHOOL: Played both quarterback and safety for three seasons for Coach Paul Golla at Bakersfield ... In 37 career games, threw for 3,396 yards and 32 touchdowns, while rushing for 1,054 yards and seven scores ... Guided the Drillers to 9-4 record and semifinals of the Division I Central Section CIF championships in 2018 ... Threw for 1,221 yards and 12 touchdowns, while rushing for 534 yards and four more scores as a senior ... Helped Bakersfield to 6-6 record and the semifinals of CIF Central Section Division 1 championships as a junior ... Quarterbacked the Drillers to 11-3 record and CIF Central Section Division 1 Championship title as a sophomore, before falling in CIF Championship Bowl Finals ... Threw for 1,407 yards and 13 TD passes while rushing for 339 yards and three more scores on the ground while splitting time at quarterback in 2016 ... A PrepStar All-American ... Listed by 247Sports as the No. 31 safety in the nation and the No. 51 prospect in California ... Ranked by Rivals.com as the No. 29 safety in the nation and the No. 51 recruit in his state ... The No. 27 "athlete" prospect in the country and No. 40 player in California, according to ESPN.

PERSONAL: Born Cameron Isiah Williams on February 7 in Bakersfield, CA ... Son of Crystal Franco and EJ Williams ... Has two sisters, Courtney and Cienna, and a brother, Cadrian.

MAJOR: Comparative History of Ideas (Graduated; Washington)

CAM WILLIAMS'S CAREER DEFENSIVE STATS

YEAR	G-S	U	A	TT	TFL	SKS	INT	PBU	QH	BLK	FR-FF
2019*	12-7	26	6	32	1.0-3	0.0-0	3	0	0	0	0-0
2020*	4-0	3	0	3	0.0-0	0.0-0	0	0	0	0	0-0
2021*	7-3	11	6	17	2.0-2	0.0-0	0	0	0	0	0-1
2022*	4-0	1	0	1	0.0-0	0.0-0	0	0	0	0	0-0
	27-10	41	12	53	3.0-5	0.0-0	3	0	0	0	0-1

* - at Washington

86

GRAEME WILLIAMS

WIDE RECEIVER • 6-1 • 175 • R-SO.
MONTICELLO, GA.
JASPER COUNTY HS



2022-23: Did not play in any games ... A valuable member of the scout team.

2021-22: Joined the squad after going through the Edwin Jackson Memorial Walk-On Tryouts in August ... Served on the scout team but did not see any game action ... Was redshirted ... Made the Honor Roll in the spring for posting a 3.00 GPA or higher.

HIGH SCHOOL: Played at Jasper County High for Coach Rydell Jackson ... Named second-team all-region as a wide receiver as a senior ... Also played baseball ... Named second-team all-region as an outfielder as a senior ... Also ran track where he held the school record in the 200m when he graduated ... Played basketball for a season ... Graduated with honors.

PERSONAL: Born Graeme Williams on September 17 in Tallahassee, FL ... Son of Nathaniel and Natarcia Williams ... Has two older brothers, Garrison and Gavin ... Gavin attended Georgia Southern.

MAJOR: Mechanical Engineering

74

PICHON WIMBLEY

OFFENSIVE LINE • 6-2 • 310 • SO.
MORELAND, GA.
NEWNAN HS



2022-23: Started all 13 games at left guard as a true freshman ... Played 798 offensive snaps and 66 on special teams (864 total) ... Started as a true freshman at left guard in the opener against Morgan State, playing 47 offensive snaps ... Played 68 snaps on offense and seven on special teams in the win at Nebraska ... Played 56 offensive snaps at UAB ... Played all 82 offensive snaps against Ball State ... Was in for 55 offensive snaps against Coastal Carolina and 61 at Georgia State ... Was on the field for all 82 offensive snaps in the win over No. 25 James Madison ... Played 77 offensive snaps in the win at Old Dominion ... Played all 72 offensive snaps against South Alabama and all 81 at Louisiana ... Was on the field for all 66 offensive snaps against Marshall and all 80 in the overtime win over App State ... Played all 68 offensive snaps in the Camellia Bowl against Buffalo ... Made the Honor Roll in the fall ... Made the Dean's List in the spring for earning a 3.50 GPA or higher.

2021-22: Enrolled at Georgia Southern in January ... Made the Dean's List in the spring for posting a GPA higher than 3.50.

HIGH SCHOOL: Played for Coach Chip Walker at Newnan High ... Named first-team all-region for the 2-7A grouping as a senior after posting 34 knockdown blocks and seven pancakes ... Named to the 2021 All-County Football First Team by the Coweta Score ... Named to the AJC's All-Metro Team for the Southside area ... Named second-team all-region and second-team all-county as a junior after posting 42 knockdowns and 11 pancakes ... Named second-team all-region and first-team all-county as a sophomore after posting 21 knockdowns and four pancakes ... Rated a three-star recruit by 247Sports who was ranked as the No. 121 interior offensive lineman in the country and the No. 154 player in the state of Georgia ... Listed as the

No. 98 interior offensive lineman in the country and the No. 114 player in Georgia by On3 ... Rated as the No. 115 interior offensive lineman in the country and No. 149 player in the Peach State by 247Sports Composite rankings ... Ranked as the No. 121 interior offensive lineman in the country and the No. 134 player in the Peach State by On3 Consensus ... Also played lacrosse, where he was named first-team all-county.

PERSONAL: Born Pichon Monte Wimbley on January 12 in San Antonio ... Son of Kevin and Nina Wimbley ... Has an older brother, Bradley.

MAJOR: Exercise Science

23

MARI WINGARD

DEFENSIVE BACK • 6-0 • 185 • 6TH YEAR
CHARLOTTE, N.C.
ARDREY KELL HS • ELON



2022-23: Played in two games for the Eagles and was redshirted ... Posted two tackles, including one for loss, on the season ... Played 27 snaps on defense and seven on special teams ... Had a tackle for loss in the opener against Morgan State ... Got the start at UAB, posting a tackle.

2021-22: Played in all 11 games, starting eight times for Elon ... Had 38 tackles, including half a tackle for loss, seven pass break-ups and two interceptions ... His seven pass break-ups led the team and two interceptions tied for team honors ... Posted a season-best six tackles on two occasions, doing so at Appalachian State and at James Madison ... Had an interception against William & Mary as well as in the win over No. 25 Rhode Island to close the year ... Added a season-best three pass break-ups at Appalachian State, a week after recording two pass break-ups at Campbell ... Entered the NCAA Transfer Portal in November and enrolled at Georgia Southern for the spring semester ... Made the Dean's List in the spring for posting a GPA higher than 3.50.

2020-21: Saw action with Elon while the Phoenix played in the spring due to COVID-19.

2019-20: Appeared in all 11 games on special teams and the defensive backfield for Elon ... Ran back a 96-yard kickoff return for a touchdown in the CAA opener against Richmond, marking Elon's first kickoff return for a score since the 2007 season ... Closed the year with 14 tackles, a fumble recovery and four passes broken up ... Posted a season-high three tackles in back-to-back games against Wake Forest and No. 2 James Madison ... Returning kicks, returned 16 for 418 yards to average 26.1 yards per return ... His 26.1 yards per game finished as the sixth-best kick return average in CAA Football.

2018-19: Appeared in eight games for the Phoenix ... Returned 12 kickoffs for 284 yards, averaging 24.5 yards per return ... His 24.5 return average ranked fourth in the CAA for the season ... Closed the year with six tackles ... Returned one kickoff 43 yards against No. 21 Furman ... Also had a 39-yard kickoff return against Charleston Southern.

HIGH SCHOOL: Played for Coach Kyle Brey at Ardrey Kell High ... A two-time all-conference selection ... Named First-Team All-Mecklenburg County honoree as a returner ... Named the WSOC-TV Big 22 Player of the Year ... Finished his senior season with 65 total tackles, three forced fumbles, two interceptions, seven pass breakups and three blocked field goals ... Averaged 28.5 yards on kick returns and returned one kick for a touchdown ... Averaged 40.2 yards on punt returns, returning two for scores ... A member of the National Society of High School Scholars.

PERSONAL: Born Shamari Marquez Wingard on December 24 in Charlotte ... Has two siblings, Omari and Khidahry ... Brother Omari ran track at Mars Hill University.

MAJOR: Finance (Graduated; Elon)

MARI WINGARD'S CAREER DEFENSIVE STATS

YEAR	G-S	U	A	TT	TFL	SKS	INT	PBU	QH	BLK	FR-FF
2018*	8-0	4	3	7	0.0-0	0.0-0	0	0	0	0	0-0
2019*	11-0	12	2	14	0.5-0	0.0-0	0	4	0	0	0-1
2020*	1-0	0	0	0	0.0-0	0.0-0	0	0	0	0	0-0
2021*	11-8	21	17	38	0.5-3	0.0-0	2	7	0	0	0-0
2022	2-0	2	0	2	1.0-6	0.0-0	0	0	0	0	0-0
	32-8	39	22	61	2.0-9	0-0-0	2	11	0	0	0-1

* - at Elon

97 MYLES WINSLOW

DEFENSIVE LINE • 6-3 • 270 • R-So.
ORLANDO, FLA.
TOHOPEKALIGA HS



2022-23: Did not play in any games ... Suffered a season-ending injury early in the fall.

2021-22: Did not see any game action ... Was redshirted.

HIGH SCHOOL: Played at Tohopekaliga High for Coach Marc Deas ... Tallied 105 tackles in his career ... Had 26 tackles, including 9.0 for loss and 4.0 sacks, along with 13 hurries as a senior ... Ranked the No. 106 weakside defensive end in the country by 247Sports Composite Rankings ... Rated as the No. 172 defensive end in the country by ESPN.com ... Named MVP for NUC All-American Game in 2019 ... A second-team all-state selection as a junior ... Ranked in the Central Florida Super 60.

PERSONAL: Born Myles Micah Winslow on October 10 in Vineland, NJ ... Son of Charlene Harrell and Chuck Winslow ... Father played linebacker at Clemson ... Has an older sister.

MAJOR: Interdisciplinary Studies

93 GAINES WOOD

LONG SNAPPER • 6-0 • 200 • R-Fr.
ATLANTA, GA.
NORTH ATLANTA HS



2022-23: Played in two games, making one start ... Was redshirted ... Saw action on 17 snaps ... Made his collegiate debut against Marshall, snapping five times ... Snapped 12 times as the starter in the overtime win over App State ... Made the Dean's List in the spring for earning a 3.50 GPA or higher.

HIGH SCHOOL: Played for Coach Jamie Aull at North Atlanta High ... A 2020 and 2021 AAAAAA Region 4A selection at long snapper ... Also played lacrosse.

PERSONAL: Born Aaron Gaines Wood on February 2 in Atlanta ... Son of Jeff and Caroline Wood ... Has an older brother, Jeffrey Jr.

MAJOR: Management

THE 2023 NEWCOMERS

28 J'SHAWN ANDERSON

RUNNING BACK • 6-0 • 190 • Fr.
HARTSVILLE, S.C.
HARTSVILLE HS




HIGH SCHOOL: Played for Coach Jeff Calabrese at Hartsville High ... Named first-team all-state by the South Carolina Football Coaches Association for Class 4A as a senior ... Rushed for over 1,400 yards and 23 touchdowns and also had 23 receptions for 282 yards and two scores ... The Class 4A Region 6 Offensive Player of the Year as a senior ... Also a member of the 2022 ABC 15 All-Zone Team ... Named to the 2022 Touchstone Energy North vs. South All Star Bowl Game ... An all-region selection three times ... Ranked the No. 102 running back in the country and the No. 28 player in the state of South Carolina by ESPN Recruiting ... Listed as the No. 108 running back in the country and the No. 31 player in the state of South Carolina by On3 ... Also ran track.

PERSONAL: Born J'Shawn Shymeek Anderson on September 25 in Hartsville, SC ... Son of Shonta James ... Has two sisters, Khalani Woodham and Ayahanna Byrd.

MAJOR: Sport Management

17 SHEMAR BARTHOLOMEW

DEFENSIVE BACK • 6-1 • 200 • SIXTH YEAR
HOUSTON, TEXAS
CYRPRESS CREEK HS • NORTHWESTERN STATE



2022-23: Played in one game and was redshirted ... Started against Grambling ... Entered the NCAA Transfer Portal in June and enrolled at Georgia Southern in July.

2021-22: Appeared in nine games, all starts ... Had 29 tackles, including one for loss ... Also had a forced fumble, a fumble recovery and two interceptions ... Shared the team lead with six pass breakups ... A second-team All-Southland Conference pick ... Extended his streak of games with an interception to four, picking off Jace Ruder on the first play of the second half of the season opener at North Texas ... Returned after a two-game absence against UIW, collecting four tackles, including one for a loss

... Recovered a fumble that led to the game-winning touchdown at Houston Baptist ... Notched a season-high four tackles and a pass breakup in a loss to McNeese ... Tied his season high with four tackles and added an end zone interception and a pass breakup at Nicholls ... Forced a fumble and recorded three tackles at Southeastern on Nov. 13.

2020-21: Season was played in the spring due to COVID ... Played in and started three games ... Started the opener vs. Nicholls, intercepting a pass in the end zone for his sixth turnover in his last six games dating back to 2019 ... Made two tackles against Nicholls.

2019-20: Appeared in nine games, starting six, including the final five of the season ... Recorded 26 tackles on the season, including two for loss, along with four interceptions, a forced fumble, a fumble recovery and a blocked kick ... An honorable mention Hero Sports Sophomore All-American ... A third-team all-conference selection ... Made his season debut at LSU, recording four tackles after missing the first two games of the season ... Made three tackles, including 1.5 for a loss, forced and recovered a fumble and intercepted a pass in the end zone in a 44-41 overtime win at Incarnate Word ... Blocked an extra point at McNeese ... Returned an interception 96 yards for a go-ahead touchdown at the end of the first half of a 31-28 win at Sam Houston ... Posted his second two-interception game in the season finale against Stephen F. Austin ... Added a season-best five tackles and a pass breakup against the Lumberjacks.

2018-19: Played in eight games, starting three, as a true freshman ... Tallied 14 tackles, including a sack, two interceptions and three pass breakups ... Made an impression in his second career game, intercepting two passes and registering a sack against Sam Houston State ... Had a career-high seven tackles against Sam Houston ... Two breakups came at Stephen F. Austin.

HIGH SCHOOL: A three-year letterman at cornerback who helped Cypress Ranch High to playoff wins in each of his final two seasons ... Had five interceptions as a senior to go with a defensive touchdown, 12 pass breakups and three forced fumbles ... Recorded 40 tackles ... As a junior, broke up 15 passes to pair with 50 tackles ... Intercepted one pass and forced three fumbles ... Graduated with a 4.34 GPA.

PERSONAL: Born Shemar Bartholomew on June 6 in New Orleans ... Son of Farris Bartholomew and Beth Ware ... Has six siblings, including brothers Bryan, Farris, Remelo and Remoan ... Sisters include Kevynyka and Kevynysha.

MAJOR: Exercise Science (Graduated; Northwestern State)

SHEMAR BARTHOLOMEW'S CAREER DEFENSIVE STATS

YEAR	G-S	U	A	TT	TFL	SKS	INT	PBU	QH	BLK	FR-FF
2018*	8-3	9	5	14	1.0-1	1.0-1	2	3	0	0	0-0
2019*	9-9	23	3	26	2.0-6	0.0-0	4	4	0	1	1-1
2020*	3-3	1	2	3	0.0-0	0.0-0	1	0	0	0	0-0
2021*	9-9	20	9	29	1.0-4	0.0-0	2	6	0	0	1-1
2022*	1-1	0	0	0	0.0-0	0.0-0	0	0	0	0	0-0
	30-25	53	19	72	4.0-11	1.0-1	9	13	0	1	2-2

* - at Northwestern State

89

TAYLOR BRADSHAW

WIDE RECEIVER • 6-1 • 185 • FR.
JACKSONVILLE, FLA.
OAKLEAF HS



HIGH SCHOOL: Played at Oakleaf High for Coaches Frank Garis and Marcus Miller ... Named first-team all-county as a junior and senior ... Named first-team all-region as a senior ... A two-time honorable mention all-state selection ... A first-team News4Jax Team member ... Had 47 catches for 834 yards and nine touchdowns as a senior ... Also had three interceptions on defense ... Finished his career with 1,638 yard on 94 catches with 17 touchdowns ... Played basketball and baseball.


PERSONAL: Born Taylor Michael Bradshaw on September 30 in Jacksonville, FL ... Son of Terrence and Thessalonia Bradshaw ... Father played basketball at York College ... Has three brothers, Charles Steen, Terrence Bradshaw II, Tyrell Bradshaw, and two sisters, Cevone Bradshaw and Tyquana Bradshaw.

MAJOR: Exercise Science

84

ETHAN CHRISTIAN

WIDE RECEIVER • 6-0 • 175 • FR.
ATHENS, GA.
PRINCE AVENUE CHRISTIAN



HIGH SCHOOL: Played for Coach Greg Vandagriff at Prince Avenue Christian School ... A three-time, first-team all-region selection ... A 2022 all-state selection by Recruit Georgia and the Georgia Athletic Coaches Association ... The 2022 wide receiver of the year for state champions ... A 2022 all-state honorable mention selection by the Atlanta Journal Constitution ... Had 77 receptions for 1,123 yards and 13 touchdowns as a senior ... Also had four interceptions ... Had a school-record 259 yards receiving in one game ... A two-time all-region selection in basketball ... Also played baseball and ran track ... A member of the National Honor Society.

PERSONAL: Born Ethan Sam Christian on January 11 in Athens, GA ... Son of Kevin and Brittany Christian ... Has a brother, Noah.

MAJOR: Finance

18

KD DORSEY

WIDE RECEIVER • 6-0 • 200 • FR.

HEPHZIBAH, GA.

EVANS HS



HIGH SCHOOL: Played for Coach Barret Davis at Evans High ... Named first-team all-region for the Region 2-6A grouping ... Had 40 catches for 800 yards as a senior ... Scored 10 touchdowns ... Also had four interceptions ... Selected to play in Border Bowl X for Team Georgia ... Named the Offensive MVP of the game ... Landed on the Augusta Chronicle Dream 16 for preseason 2022 ... Caught four touchdowns as a junior ... Rated as the No. 343 wide receiver in the country and the No. 217 player in the state by On3 ... Ranked the No. 194 player in the state of Georgia by 247Sports ... Also played basketball and ran track.

PERSONAL: Born Kenneth Tyshawn Dorsey on September 9 in Augusta, GA ... Son of Angel Dorsey and Kenneth Bailey ... Has two brothers, Marvis Foster and Jayden Bailey, and a sister, Peyton Bailey.

MAJOR: Management

50

JOHNATHAN DOUGLAS

DEFENSIVE LINE • 6-2 • 340 • R-JR.

MCDONOUGH, GA.

MCDONOUGH HS

ROCHESTER COMMUNITY AND TECHNICAL COLLEGE



2022-23: Played in eight games for the Jackets ... Had 37 tackles, including 3.5 sacks ... Transferred to Grambling in the spring ... Entered the NCAA Transfer Portal in May ... Enrolled at Georgia Southern in the summer.

2021-22: Played in seven games at Rochester Community and Technical College ... Posted 18 tackles, including 1.5 for loss and half a sack.

2020-21: Attended Georgia State for a semester ... Did not play for the Panthers and was redshirted ... Transferred in the spring.

HIGH SCHOOL: Played at McDonough High for Coach Eric Solomon ... Earned all-region honors for the 4AAAA level his final year ... Also played baseball, wrestled and competed in track & field.

PERSONAL: Born Johnathan Xavier Douglas on July 16 in Columbus, GA ... Son of Kristen Robinson ... Has two brothers, Noah and Malik, and a sister, Kaytlinn.

MAJOR: Interdisciplinary Studies

14

PRINCE GREEN

DEFENSIVE BACK • 6-2 • 210 • R-SO.

GRIFFIN, GA.

GRIFFIN HS • ILLINOIS



2022-23: Did not play in any games for the Illini ... Entered the NCAA Transfer Portal in April ... Enrolled at Georgia Southern in the summer.

2021-22: Redshirted while at Illinois.

HIGH SCHOOL: Played at Griffin High for Coach Kareem Reid ... A three-star recruit by 247Sports, ESPN and Rivals ... Ranked the No. 203 wide receiver in the country by ESPN Recruiting ... Listed as the No. 130 receiver in the state by 247Sports ... An all-region first-team selection ... Named all-state ... Voted team offensive and defensive MVP ... Had 17 receptions for 324 yards and four touchdowns, along with 33 tackles, a fumble recovery returned for a touchdown, and six interceptions with one returned for a touchdown as a senior ... Also played basketball, baseball, and participated in track & field.

PERSONAL: Born Prince Alfred Green on May 2 in Griffin, GA ... Son of Alfred Green and Jessica Simmons ... Has three brothers, Tony, Jamond and Zion, and a younger sister, Daisy.

MAJOR: Interdisciplinary Studies

25

AYDEN JACKSON

DEFENSIVE BACK • 5-11 • 195 • FR.

MARIETTA, GA.

WALTON HS



HIGH SCHOOL: Played for Coach Daniel Bruner at Walton High ... A first-team all-state, all-county and all-region selection as a senior for the 5-7A classification as a wide receiver ... Had 932 yards receiving and 11 touchdowns his final season ... Also had 25 tackles, 35 pass break ups and two interceptions ... Named first-team all-region as a junior.

PERSONAL: Born Ayden Brice Jackson on April 12 ... Son of Keasha and Anwar Jackson ... Has one sibling, Anwar.

MAJOR: Exploratory

95

ALIJAH LACEY

DEFENSIVE LINE • 6-4 • 220 • FR.

SAVANNAH, GA.

NEW HAMPSTEAD HS



HIGH SCHOOL: Played for Coach Kyle Hockman at New Hampstead High ... Had 37 total tackles, including 3.0 for loss, as senior to earn first-team all-region honors ... Had a 37-yard touchdown catch as a tight end ... A member of WJCL's Big 22 Team ... Rated as the No. 80 edge rusher in the country and the No. 76 player in the state by On3 ... Ranked the No. 130 edge rusher in the country and the No. 142 player in the state of Georgia by 247Sports ... Also ran track and played basketball ... Regional qualifier as a junior in 110m and 300m hurdles as well as the high jump.

PERSONAL: Born Alijah Lacey on December 4 in Savannah, GA ... Son of Kindie Kyle and Rachel Lacey Kyle ... Has four siblings, Aiden, Angel, Alex and Alexsis.

MAJOR: Sport Management

67

CLAY LEE

OFFENSIVE LINE • 6-5 • 260 • FR.

EASTMAN, GA.

DODGE COUNTY HS



HIGH SCHOOL: Played for Coach Ray Hardin at Dodge County High ... A second-team all-region selection as a senior.

PERSONAL: Born Clay Lee on November 1 in Eastman, GA ... Son of David and Jennifer Lee ... Has two siblings, Clint and Colby.

MAJOR: Economics

96

LONNIE LEVERETTE

DEFENSIVE LINE • 6-2 • 250 • R-SO.

ALBANY, GA.

MONROE HS • GORDON STATE



2022-23: Enrolled at Georgia Southern in the fall ... Was not a member of the squad ... Was redshirted ... Joined the team in the summer after going through the Edwin Jackson Memorial Walk-On Tryouts.

2021-22: Played club football at Gordon State College ... Played five games, registering 25 tackles.

HIGH SCHOOL: Played for Coach Lance Helton at Jeff Davis High School ... A second-team all-region selection as a junior ... Also participated in track & field, wrestling and soccer.

PERSONAL: Born Lonnie Leverette on August 13 in Albany, GA ... Son of Santrina Keayon Taylor and Lonnie Leverette ... Has three siblings: Montavious Taylor, Kierra Holley and Katelynn Taylor.

MAJOR: Engineering

35

NIGEL MANNS

LINEBACKER • 6-2 • 230 • R-JR.

BYRON, GA.

PEACH COUNTY HS • WESTERN CAROLINA



2022-23: Was redshirted while attending Fort Valley State ... Enrolled at Georgia Southern in the summer.

2021-22: Played in 10 of WCU's 11 games, each as a defensive reserve and on special teams ... Credited with nine tackles, including five solo stops ... Posted tackles in seven of the 10 games he played ... Twice finished with a season-high two tackles, both at home against Furman and ETSU ... Entered the NCAA Transfer Portal in January.

2020-21: Played in five of the Western Carolina's nine games on the season with one start ... Season was played in the spring due to COVID-19 ... Missed the first four games of the spring semester due to injury ... Finished with five total tackles, including three solo stops ... Made his collegiate debut and recorded a career-best three tackles at Liberty ... Credited with a solo tackle and a pass break-up at North Carolina, while also scooping a fumble and scoring on a 42-yard return for a touchdown ... Returned to the lineup for the final two games of the spring at Mercer and at ETSU.

HIGH SCHOOL: Two-way player as a prep as a linebacker and a running back for Coach Chad Campbell at Peach County High ... Listed among the top 130 high school prospects in Georgia by SouthernPigskin.com ... Was a Region 4-AAA honorable mention all-region selection in 2018 ... Also ran track.

PERSONAL: Born Nigel Isaiah Manns on October 8 in Macon, GA ... Son of Chandra and Emmerson Manns ... Brother, Ethan, played football at Shorter College.

MAJOR: Supply Chain Management

21

CAIMON MATHIS

DEFENSIVE BACK • 6-0 • 170 • FR.

DESOTO, TEXAS

DESOTO HS



HIGH SCHOOL: Played for Coach Claude Mathis at DeSoto High, helping lead his team to a 6A Division II state title as a senior ... Named the Padilla Poll Texas 6A Defensive MVP and a First-Team All-Area selection by the Dallas Morning News as a senior ... Recorded 53 tackles, including 4.0 for loss, along with 19 pass breakups, and four interceptions as a senior ... Returned one pick 98 yards for a touchdown ... Named Academic All-State his final year ... A two-time 11-6A All-District cornerback selection ... Led the 11-6A classification with 19 pass break ups ... Had 50 tackles and three interceptions as a junior ... A Padilla Poll Texas All-State Third-Team selection as a junior ... Listed as the No. 129 corner in the country and the No. 227 player in Texas by ESPN Recruiting ... Rated the No. 145 cornerback in the country and the No. 231 player in Texas by On3 ... Ranked the No. 145 cornerback in the country and the No. 257 player in Texas by 247Sports ... As a junior, helped DeSoto to an 11-3 record and a Texas 6A D-I regional final.

PERSONAL: Born Caimon Claude Mathis on October 5 in College Station, TX ... Son of Lori Mathis and Claude Mathis ... Father was a running back at Texas State who went on to spend time with the Minnesota Vikings ... Has a twin brother, Crimson, and an older brother, Champ ... Champ played football at Texas A&M Commerce.

MAJOR: Communication Studies

31

DAVID MBADINGA

RUNNING BACK • 5-7 • 190 • FR.

ATLANTA, GA.

NORTH COBB HS



HIGH SCHOOL: Played for Coach Shane Queen at North Cobb High ... Named first-team all-county and all-region ... Had 761 rushing yards and 10 touchdowns as a senior on just 125 carries ... Also had nine catches for 169 yards and a score ... Had 1,318 yards rushing and 11 touchdowns to go along with 276 yards receiving and two scores as a freshman.

PERSONAL: Born David Mbadinga on September 29 in Atlanta ... Son of Marie Mbadinga and the late Hemery Mbadinga ... Has two siblings, Marvin and Eliana.

MAJOR: Exercise Science


82

JP MIKHAEL

TIGHT END • 6-3 • 240 • FR.

NICEVILLE, FLA.

NICEVILLE HS



HIGH SCHOOL: Played for Coach Grant Thompson at Niceville High ... Had 14 catches for 158 yards and a score as a senior ... Rated as the No. 99 tight end in the country by 247Sports and the No. 100 tight end in the country by On3.

PERSONAL: Born Jaden Payne Mikhael on June 8 in Niceville, FL ... Son of John Mikhael and Katelynn Rogers.

MAJOR: Finance


62

BRYCE MILLER

OFFENSIVE LINE • 6-2 • 315 • FR.

ALAMO, GA.

WHEELER COUNTY HS



HIGH SCHOOL: Played for Coach Thomas Smith at Wheeler County High ... The first athlete in his school's history to earn back-to-back first-team all-state honors ... A 2022 first-team all-state selection by the Atlanta Journal Constitution, Recruit Georgia, Georgia High School Football Daily and the Georgia Athletic Coaches Association ... Also named first-team all-region ... A 2022 Preseason All-State selection by Recruit Georgia ... A 2021 first-team all-state by the Atlanta Journal Constitution ... A 2021 first-team all-region selection ... A 2021 Preseason All-State choice by Recruit Georgia ... A two-time second-team all-region selection ... Also played basketball, baseball, soccer and participated in track & field.

PERSONAL: Born Coda Bryce Miller on December 3 in Statesboro, GA ... Son of Sheldon and Casey Miller ... Has an older brother, Blaine, and a younger sister, Kylin ... Brother played football at Maryville before transferring to Brewton-Parker to wrestle.

MAJOR: Psychology

98

TYLER PADGETT

DEFENSIVE LINE • 6-5 • 235 • FR.

STATESBORO, GA.

CALVARY DAY SCHOOL



HIGH SCHOOL: Played at Calvary Day School for Coach Mark Stroud ... A defensive all-region selection from 2021-2023 ... Had 33 tackles, including 12 tackles for loss and eight sacks, his

senior year ... Also participated in track & field as well as wrestling ... The top thrower in the region from 2021-2023 and one of the top three throwers in the state for the 3A level.

PERSONAL: Born John Tyler Padgett on August 25 in Statesboro, GA ... Son of David and Buffie Padgett ... Has an older sister, Haley, who also attended Georgia Southern.

MAJOR: Construction Management

93 TROY PIKES

DEFENSIVE LINE • 6-3 • 310 • FR.
ATLANTA, GA.
MAYS HS



HIGH SCHOOL: Played for Coach Tony Slaton at Mays High ... A first-team all-state selection as a senior ... Named first-team all-region for the Region 5-5A grouping twice ... Had 109 tackles, including eight sacks, along with two forced fumbles as a senior ... Rated as the No. 224 defensive lineman in the country and the No. 204 player in the state by On3 ... Ranked the No. 196 player in the state of Georgia by 247Sports.

PERSONAL: Born Troy Charleston Dejon Pikes on March 15 in Natchitoches, LA ... Son of Relonda Pikes and Eric Samuel ... Has two brothers, Demetri Caesar and Damon Pikes, and a sister, Deneatra Caesar.

MAJOR: Sport Management

88 JUSTIN RHODES

DEFENSIVE LINE • 6-0 • 280 • R-JR.
DURHAM, N.C.
NORTHERN DURHAM HS • WINGATE



2022-23: Played in 12 games at Wingate ... Posted 44 tackles, including 10.5 for loss and 4.5 sacks ... Had a fumble recovery and four quarterback hurries ... Had two sacks against Tusculum ... Entered the NCAA Transfer Portal in May ... Enrolled at Georgia Southern in the summer.

2021-22: Played in seven games at Wingate ... Had 18 tackles, including 3.5 for loss and a sack ... Had three quarterback hurries ... Posted a career-high six tackles against Carson-Newman ... Had two tackles for loss against Lenoir-Rhyne.

2020-21: Played in four games at Wingate ... Was redshirted ... Had 12 tackles on the season, including 2.0 for loss and a sack ... Had one quarterback hurry ... Had a season-high five tackles against Newberry.

HIGH SCHOOL: Played for Coach John Hammett at Northern Durham High ... A two-time all-conference selection.

PERSONAL: Born Justin Rhodes on May 2 in Durham, NC ... Son of Useetha and Lester Rhodes ... Has one sister, Torri.

MAJOR: Interdisciplinary Studies

29 JAMARIAN SAMUEL

RUNNING BACK • 5-11 • 205 • JR.
OCALA, FLA.
TRINITY CATHOLIC HS • HINDS CC



2022-23: Played in eight games at HCC ... Earned honorable mention all-conference by the Mississippi Association of Community Colleges Conference ... Carried the ball 108 times for 502 yards and three scores ... Had two catches for 14 yards ... Rushed for 200 yards and a score on 27 carries against Pearl River ... Had 183 yards rushing on 29 carried against East Central CC ... Had a 54-yard kickoff return against Northwest ... Transferred to Georgia Southern and joined the program in the summer.

2021-22: Played in 10 games at Hinds (MS) Community College ... Carried the ball 63 times for 273 yards and four touchdowns ... Also had eight catches for 38 yards.

HIGH SCHOOL: Played at Trinity Catholic High for Coach John Brantley ... The Ocala Star-Banner Offensive Player of the Year as a junior after rushing for 2,283 yards and 25 touchdowns, including a 369-yard effort in a single game ... Rushed for 1,055 yards and 17 touchdowns as a senior.

PERSONAL: Born Jamarian Samuel on January 15 in Ocala, FL ... Son of Quentin and Sharon Samuel ... Has a brother, Quentin Jr., and a sister, Shawnta.

MAJOR: Interdisciplinary Studies

51 KEBBA SECKA

DEFENSIVE LINE • 6-3 • 250 • FR.
LITHIA SPRINGS, GA.
LITHIA SPRINGS HS



HIGH SCHOOL: Played for Coach Corey Jarvis at Lithia Springs High ... Named first-team all-region for the Region 5-5A grouping as a junior and senior ... Had 39 tackles, including 4.0 tackles for loss and 2.5 sacks, his final season ... Ranked the No. 192 defensive lineman in the country and the No. 169 player in the state of Georgia by 247Sports ... Rated as the No. 204 defensive lineman in the country and the No. 203 player in the state by On3 ... A state qualifier in the discus on the track & field team.

PERSONAL: Born Kebba Malick Secka on April 29 in Atlanta ... Son of Isatou Ceesay-Maane and Malik Secka ... Has three siblings: Lamin Secka, Yaya Secka and Kumba Maane.

MAJOR: Management

33

HOLDEN TRICE

LINEBACKER • 5-11 • 215 • FR.

KENNESAW, GA.

HARRISON HS



HIGH SCHOOL: Played at Harrison High for Coach Joshua Cassidy ... Named second-team all-state as a senior ... Also earned first-team all-region and all-county honors ... Finished the regular season second in the 7A level and sixth in the state for total tackles ... Posted 156 tackles, including 13 tackles for loss and four sacks, with four pass breakups and a fumble recovery.

PERSONAL: Born Holden Thomas Trice on July 6 in Atlanta ... Son of Chris and Kristen Trice ... Has a brother, Corbin, and a sister, Presley.

MAJOR: Undecided

26

KEION WALLACE

WIDE RECEIVER • 6-2 • 200 • FR.

SPRINGFIELD, GA.

EFFINGHAM COUNTY HS



HIGH SCHOOL: Played for Coach John Ford at Effingham County High ... A first-team all-region selection as a senior to the 2-6A classification ... An honorable mention all-state selection ... A two-time Big 22 Selection by WJCL-TV ... Had 27 catches for 476 yards and 10 touchdowns as a senior ... Missed his junior season due to injury ... Had four touchdown catches as a sophomore ... A 2019 honorable mention all-region selection ... A 2020 first-team all-region ... Also played basketball ... The Region 2-6A's Co-Offensive Player of the Year in basketball after averaging 15.8 points and eight rebounds a game as a junior ... A three-time all-region selection.

PERSONAL: Born Keion Cintelo Wallace on December 14 ... Son of Keith Powell and Shalaundra Powell ... Has four siblings: Khiry Wallace, Keionna Wallace, Kiera Powell and Kady Powell.

MAJOR: Management

79

WESTON WALLACE

DEFENSIVE LINE • 6-4 • 345 • R-JR.

EATONTON, GA.

GATEWOOD SCHOOL • GEORGIA



2022-23: Did not play for the Bulldogs' national championship team ... Moved over to the defensive line for spring ball ... Entered the NCAA Transfer Portal in April ... Enrolled at Georgia Southern in the summer.

2021-22: Did not play for the Bulldogs' national championship team.

2020-21: Redshirted while playing offensive line for the University of Georgia.

HIGH SCHOOL: Played for Coach Jeff Ratliff at Gatewood School ... Part of GISA AA state champion football teams in 2018-19 ... A two-time all-state honoree ... A three-time all-region selection ... Competed on the 2019 state champion track & field team ... Captured the 2019 state discus crown ... Part of the 2015-17 GISA Interscholastic state champion shotgun teams ... Won the 2017-18 Region 4-AAA wrestling title and earned 2017 NHSCA All-America honors ... Named to the all-region basketball team as a junior and senior ... Also competed on the golf and clay target teams ... A member of the National Honor Society, Fellowship of Christian Athletes, Student Government Association, Anchor Club, Literacy Team and Farmers and Merchants Bank Junior Board ... Earned the Presidential Award for Educational Excellence.

PERSONAL: Born Weston Lee Wallace on February 12 in Eatonton, GA ... Son of Jannis Wallace and David Wallace ... Sister, Ansley, shot on the Competitive Skeet Shooting team at Georgia College & State University.

MAJOR: Interdisciplinary Studies

13

COBY WALTON

QUARTERBACK • 6-1 • 180 • FR.

NOLENSVILLE, TENN.

NOLENSVILLE HS



HIGH SCHOOL: Played for Coach Paul Derrick at Nolensville High ... A first-team all-state selection by Tennessee Sports Association ... The Region 6-AAAAA Offensive Player of the Year ... Completed 202 of 328 passes for 3,047 and 31 touchdowns as a senior ... Threw for more than 3,000 yards with 32 touchdowns and just six interceptions as a junior ... Rated as the No. 87 quarterback in the country and the No. 35 player in the state of Tennessee by On3 ... Ranked the No. 88 quarterback in the country and the No. 60 player in the state of Tennessee by 247Sports.

PERSONAL: Born Coburn Gregory Walton on August 10 in Nolensville, TN ... Son of Juanita Turnipseed and David Walton ... Has an older sister, Tyanna Ashley.

MAJOR: Exercise Science

83

ELIJA WALTON

TIGHT END • 6-5 • 220 • FR.
OCALA, FLA.
NORTH MARION HS



HIGH SCHOOL: Played for Coach Gregory Carr at North Marion High ... As a senior, had 22 catches for 537 yards and eight touchdowns ... Named to the FACA All-District 7 Team as a senior ... Rated as the No. 121 tight end in the country and the No. 294 player in the state by On3 ... Ranked the No. 121 tight end in the country and the No. 193 player in the state of Florida by 247Sports.

PERSONAL: Born Elija Walton on August 1 in Columbus, GA ... Son of Demetrix Canidate and the late Jeffery Bass.

MAJOR: Mechanical Engineering

34

JAMARI WHITEHEAD

LINEBACKER • 6-2 • 210 • FR.
JACKSONVILLE, FLA.
RAINES HS



HIGH SCHOOL: Played for Coach Donovan Masline at William M. Raines High ... A first-team All-Gateway Conference selection his final year ... Had 94 tackles as a senior ... Included in that total were 19.0 tackles for loss and 14 sacks ... Had 65 tackles as a junior, including 8.0 for loss and 3.0 sacks. ... Left Raines with the fifth-most sacks in school history ... Ranked the No. 149 linebacker in the country by 247 Sports and the No. 180 linebacker by On3 ... Also played baseball ... A member of the National Honors Society.

PERSONAL: Born JaMari Rodney Aaron Whitehead on August 17 in Jacksonville ... Son of April Johnson and Jason Whitehead.

MAJOR: Information Systems

55

ETHAN WILLIAMS

OFFENSIVE LINE • 6-2 • 275 • FR.
PALATKA, FLA.
FLEMING ISLAND HS



HIGH SCHOOL: Played for Coach Damenyum Springs at Fleming Island High ... Named to the Clay County Coaches All-County Football First Team as a senior ... Also named all-district and All-Jacksonville ... Ranked the No. 145 offensive lineman in the country by on3 and the No. 155

lineman by 247 Sports ... Also played basketball.

PERSONAL: Born Ethan Iashard Williams on January 16 in Gainesville, FL ... Son of Tiffany Colson and Edward Williams ... Has eight siblings: Edward Williams, Ja'kya Wiggins, Kyson Williams, Dajah Williams, Miyah Williams, Yazmine Williams, Khalil Williams and Ebonie Williams.

MAJOR: Exercise Science

51

MATTHEW WILLIAMS

OFFENSIVE LINE • 6-3 • 290 • FR.
APPLING, GA.
HARLEM HS



HIGH SCHOOL: Played for Coach Mark Boiter at Harlem High ... A first-team all-state selection for the Class 3A as a senior by the Atlanta Journal-Constitution ... The Region 4-3A Player of the Year as an offensive and defensive lineman ... Selected to play in Border Bowl X for Team Georgia ... A first-team all-region selection as a junior ... Didn't give up a sack his final two seasons.

PERSONAL: Born Matthew Todd Williams on March 29 in DeLand, FL ... Son of Kathryn and Ronald Williams Sr. ... Has an older brother, Ronald Jr., and an older sister, Christine ... Comes from an athletic family as his cousin Mike Williams was a wide receiver for the Miami Dolphins, he had an uncle and cousin play at Fort Valley State, had a cousin play at Norfolk State, and his grandfather, grand uncle and uncle all played at Florida A&M University.

MAJOR: Exercise Science

71

ROBERT WRIGHT JR.

OFFENSIVE LINE • 6-4 • 290 • FR.
STOCKBRIDGE, GA.
STOCKBRIDGE HS



HIGH SCHOOL: Played for Coach Thomas Clark at Stockbridge High ... A first-team all-state selection by the AJC for the 4A level ... A first-team all-region selection as a senior for the Group 5-4A classification ... Also named first-team all-state by the AJC as a junior ... Did not allow a sack and was called for zero holding penalties as a senior ... An all-region player for the baseball team ... Also played basketball ... A member of the Honor Roll.

PERSONAL: Born Robert Perez Wright Jr. on November 26 in Atlanta ... Son of Nitania Williams and the late Robert Wright Sr. ... Has a younger sister, Laiyah.

MAJOR: Accounting

EAGLES BY CLASS

SEVENTH-YEAR SENIORS (1 of 127; 0.8%)

Brian Miller (OL)

SIXTH-YEAR SENIORS (11 of 127; 8.7%)

Shemar Bartholomew (DB), Davis Brin (QB), Khalil Crowder (OL), Jon Ferguson (LB), Damel Hickman (DB), Saan Lewis (WR), JJay McAfee (WR), Anthony Queeley (WR), Collin Springer (LS), Keaton Upshaw (TE), Mari Wingard (DB)

FIFTH-YEAR SENIORS (2 of 127; 1.6%)

Khaleb Hood (WR), Khadry Jackson (LB)

REDSHIRT SENIORS (17 of 127; 13.4%)

Griffin Carder (OL), Matthew Daniel (P), Quincy Darnell (LB), Reid Dedman (LB), Terron Dixon II (RB), Davon Gilmore (LB), Beau Johnson (TE), Tyler Jordan (RB), Mark Langston (LS), Michael Lantz (K), Tarian Lee Jr. (LB), Aaron Pyron (OL), Kierron Smith (DL), Jeffrey Smyth (DB), Kristian Varner (DL), Jackson Wheeler (LS), Cam Williams (DB)

SENIORS (7 of 127; 4.7%)

Jaylon Barden (WR), Bryson Broadway (OL), Ethan Dirrim (TE), Brendan Franke (K), Seth Robertson (DB), Jalen White (RB)

REDSHIRT JUNIORS (19 of 127; 15.0%)

Beau Allen (QB), Lawson Bachelder (WR), Alex Bowen (WR), Jalen Denton (DB), Chandler Dial-Watson (DB), Chase Dial-Watson (DB), Johnathan Douglas (DL), Jack Ferguson (DB), Jacob Ferguson (LB), Sam Kenerson (WR), Trevon Locke (DL), Nigel Manns (LB), Rasheed Miller (OL), Justin Rhodes (DL), Parker Self (WR), TJ Smith (DB), Weston Wallace (DL), Marques Watson-Trent (LB), Caelan Williams (OL)

JUNIORS (2 of 127; 1.6%)

Derwin Burgess Jr. (WR), Jamarian Samuel (RB)

REDSHIRT SOPHOMORES (15 of 127; 11.8%)

Walker Bradberry (P), Caleb Cook (OL), Chris Crouch (DB), Tyrell Davis (DB), Andrew Douglas (DB), Colton FitzGerald (QB), Prince Green (DB), Evan Lester Jr. (TE), Lonnie Leverette (DL), Justin Meyers (DB), Davion Rhodes (DL), Dylan Snyder (TE), Isaac Walker (DL), Graeme Williams (WR), Myles Winslow (DL)

SOPHOMORES (8 of 127; 6.3%)

OJ Arnold (RB), Latrell Bullard (DL), CK Carter (OL), Dalen Cobb (WR), Da'Shawn Davis (DL), Marc Stampley II (DB), Joshua Thompson (WR), Pichon Wimbley (OL)

REDSHIRT FRESHMEN (21 of 127; 16.5%)

Zack Blackwell (LB), David Dallas (QB), Josh Dallas (WR), Robert Edwards III (RB), Elhadj Fall (DL), Chase Folser (K), JC French (QB), Terrance Gibbs (RB), Jacob Hammonds (LB), Tracy Hill Jr. (DB), Elijah Hynes (DB), Amar Jenkins (DB), Treston Jordan (DB), Nate Lewis (OL), Korbett MacGregor (OL), Brooks Pangle (WR), Marcus Sanders Jr. (WR), Kevin Speed (DB), Chandler Strong (OL), MJ Stroud (DL), Gaines Wood (LS)

TRUE FRESHMEN (25 of 127; 19.7%)

J'Shawn Anderson (RB), Taylor Bradshaw (WR), DeAndre Buchannon (WR), Ethan Christian (WR), KD Dorsey (WR), Ayden Jackson (DB), Alijah Lacey (DL), Clay Lee (OL), Caimon Mathis (DB), David Mbadanga (RB), JP Mikhael (TE), Bryce Miller (OL), Tyler Padgett (DL), Branden Palmer (DL), Troy Pikes (DL), Kebba Secka (DL), Alex Smith (P), Holden Trice (LB), Keion Wallace (WR), Coby Walton (QB), Elija Walton (TE), JaMari Whitehead (LB), Ethan Williams (OL), Matthew Williams (OL), Robert Wright Jr. (OL)

EAGLES BY STATE/COUNTRY

GEORGIA (81 of 127; 63.8%)

OJ Arnold, Lawson Bachelder, Jalon Barden, Zack Blackwell, Walker Bradberry, Bryson Broadway, DeAndre Buchannon, Latrell Bullard, Derwin Burgess Jr., Griffin Carder, CK Carter, Ethan Christian, Dalen Cobb, Caleb Cook, Khalil Crowder, David Dallas, Josh Dallas, Matthew Daniel, Quincy Darnell, Reid Dedman, Chandler Dial-Watson, Chase Dial-Watson, Ethan Dirrim, Terron Dixon II, KD Dorsey, Andrew Douglas, Johnathan Douglas, Robert Edwards III, Elhadj Fall, Jack Ferguson, Jon Ferguson, Chase Folser, JC French, Prince Green, Jacob Hammonds, Tracy Hill Jr., Khaleb Hood, Elijah Hynes, Ayden Jackson, Treston Jordan, Tyler Jordan, Alijah Lacey, Mark Langston, Michael Lantz, Clay Lee, Evan Lester Jr., Lonnie Leverette, Nate Lewis, Trevon Locke, Korbett MacGregor, Nigel Manns, Justin Meyers, David Mbadanga, Brian Miller, Bryce Miller, Tyler Padgett, Brooks Pangle, Troy Pikes, Aaron Pyron, Davion Rhodes, Seth Robertson, Marcus Sanders Jr., Kebba Secka, Parker Self, Kierron Smith, TJ Smith, Kevin Speed, Marc Stampley II, Chandler Strong, MJ Stroud, Holden Trice, Kristian Varner, Keion Wallace, Weston Wallace, Jackson Wheeler, Caelan Williams, Graeme Williams, Matthew Williams, Pichon Wimbley, Gaines Wood, Robert Wright Jr.

FLORIDA (16 of 127; 12.6%)

Alex Bowen, Taylor Bradshaw, Chris Crouch, Terrance Gibbs, Khadry Jackson, Beau Johnson, Tarian Lee Jr., Saan Lewis, JP Mikhael, Rasheed Miller, Anthony Queeley, Jamarian Samuel, Elija Walton, JaMari Whitehead, Ethan Williams, Myles Winslow

NORTH CAROLINA (7 of 127; 5.5%)

Da'Shawn Davis, Tyrell Davis, Damel Hickman, Branden Palmer, Justin Rhodes, Isaac Walker, Mari Wingard

SOUTH CAROLINA (7 of 127; 5.5%)

J'Shawn Anderson, Davon Gilmore, Amar Jenkins, JJay McAfee, Jeffrey Smyth, Dylan Snyder, Collin Springer,

TEXAS (3 of 127; 2.4%)

Shemar Bartholomew, Davis Brin, Caimon Mathis

CALIFORNIA (2 of 127; 1.6%)

Colton FitzGerald, Cam Williams

TENNESSEE (2 of 127; 1.6%)

Jalen Denton, Coby Walton

ALABAMA (1 of 127; 0.8%)

Jalen White

AUSTRALIA (1 of 127; 0.8%)

Alex Smith

KENTUCKY (1 of 127; 0.8%)

Beau Allen

LOUISIANA (1 of 127; 0.8%)

Sam Kenerson

MISSOURI (1 of 127; 0.8%)

Jacob Ferguson

NEBRASKA (1 of 127; 0.8%)

Brendan Franke

NEW YORK (1 of 127; 0.8%)

Joshua Thompson

OHIO (1 of 127; 0.8%)

Keaton Upshaw

PENNSYLVANIA (1 of 127; 0.8%)

Marques Watson-Trent

HOW TO SAY IT

NAMES (PLAYERS)

J'SHAWN Anderson JAY-shawn
 Lawson BACHELDER BATCH-el-dur
 Derwin BURGESS Jr. bur-JISS
 KHALIL Crowder kuh-LEEL
 DA'SHAWN Davis DAY-shawn
 Ethan DIRRIM DEER-im
 TERRON Dixon II TARE-in
 ELHADJ Fall EL-haj
 Brendan FRANKE FRANK-ee
 DAVON Gilmore DAY-von
 KHALEB Hood Caleb
 AMAR Jenkins uh-MAR
 Tarian Lee Jr. TARE-ee-ahn
 SAAN Lewis SAHN
 TREVON Locke TRAY-von
 CAIMON Mathis CAY-mon
 Daid MBADINGA buh-DING-uh
 JJAYE MCAFFEE JJ MAC-uh-fee
 JP MIKHAEL mih-KELL
 KIERRON Smith key-AIR-un
 Jeffrey SMYTH Smith
 MARQUES Watson-Trent Mar-KWEZZ
 GRAEME Williams Graham
 PICHON Wimbley PEE-shon
 MARI Wingard MAR-ee

SOUND LIKE A GEORGIAN

Albany all-BENNY
 Buena Vista BYOO-nuh VISS-ta
 Cairo KAY-row
 Coweta Co-WHEE-tah
 Dacula duh-CUE-la
 Dahlonega duh-LAH-na-ga
 DeKalb duh-CAB
 Etowah EH-to-wah
 Gwinnett gwih-NETT
 Hahira hay-HI-ra
 Houston County HOUSE-ton
 Hoschtun HOOSH (like push)-tun
 Louisville LEWIS-ville
 Lowndes Lounds
 McDonough mick-DUN-uh
 Monticello Mont-ih-SELL-oh
 Moultrie MOLE-tree
 Senoia suh-NOY
 Smyrna SMUR-nuh
 Suwanee soo-WAH-nee
 Valdosta val-DOS-tuh
 Walthourville walt-HOUR-ville



**2022 YEAR
IN REVIEW**

2022 INDIVIDUAL HONORS



DERWIN BURGESS JR., WR

- All-Sun Belt Conference Honorable Mention

DERRICK CANTEEN, DB

- All-Sun Belt Conference Third Team
- All-Sun Belt Third Team (Pro Football Focus)
- All-Sun Belt Fourth Team (Phil Steele)

KHALIL CROWDER, OL

- All-Sun Belt First Team (Phil Steele)
- All-Sun Belt Second Team

BRYAN ELLIS, OC

- Broyles Award Semifinalist

JUSTIN ELLIS, DL

- All-Sun Belt Third Team
- All-Sun Belt Fourth Team (Phil Steele)

KHALEB HOOD, WR

- All-Sun Belt Second Team
- All-Sun Belt Second Team (Phil Steele)
- All-Sun Belt Honorable Mention (Pro Football Network)

AMARE JONES, WR

- Hula Bowl Participant

CALEB KELLY, OL

- All-Sun Belt Conference Third Team
- All-Sun Belt Third Team (Phil Steele)
- All-Sun Belt Honorable Mention (Pro Football Network)

ALEX RAYNOR, PK

- All-Sun Belt Fourth Team (Phil Steele)
- All-Sun Belt Conference Honorable Mention
- SBC Offensive Special Teams of the Week (post-App St.)

JEREMY SINGLETON, WR

- All-Sun Belt Conference Honorable Mention

KYLE VANTREASE, QB

- All-Sun Belt Second Team (Pro Football Network)
- All-Sun Belt Conference Third Team
- All-Sun Belt Third Team (Phil Steele)
- SBC Offensive Player of the Week (post-Nebraska)
- SBC Offensive Player of the Week (post-JMU)

MARQUES WATSON-TRENT, LB

- All-Sun Belt Second Team
- All-Sun Belt Second Team (Phil Steele)

JALEN WHITE, RB

- All-Sun Belt Second Team (Pro Football Network)
- All-Sun Belt Conference Third Team
- All-Sun Belt Third Team (Phil Steele)
- All-Sun Belt Third Team (Pro Football Focus)

ANTHONY WILSON, DB

- All-Sun Belt Conference Honorable Mention



Khalil Crowder

2022 STARTERS GAME BY GAME

Offense	WR	LT	LG	C	RG	RT	QB	RB	TE	WR	WR
Morgan State	Burgess Jr.	Miller, R.	Wimbley	Langemeier	Crowder	Kelly	Vantrease	White	Johnson	Jones	Singleton
Nebraska	Burgess Jr.	Miller, B.	Wimbley	Langemeier	Crowder	Kelly	Vantrease	White	Hood (WR)	Jones	Singleton
UAB	Burgess Jr.	Miller, B.	Wimbley	Langemeier	Crowder	Kelly	Vantrease	White	Hood (WR)	Jones	Singleton
Ball State	Burgess Jr.	Miller, B.	Wimbley	Langemeier	Crowder	Kelly	Vantrease	White	Johnson	Hood	Singleton
Coastal Carolina	Burgess Jr.	Miller, B.	Wimbley	Langemeier	Crowder	Kelly	Vantrease	White	Johnson	Jones	Singleton
Georgia State	Burgess Jr.	Miller, B.	Wimbley	Langemeier	Crowder	Kelly	Vantrease	White	Johnson	Dirrim (TE)	Singleton
James Madison	Burgess Jr.	Miller, B.	Wimbley	Langemeier	Crowder	Kelly	Vantrease	White	Hood (WR)	Jones	Singleton
Old Dominion	Burgess Jr.	Miller, B.	Wimbley	Langemeier	Crowder	Kelly	Vantrease	White	Lester	Jones	Singleton
South Alabama	Burgess Jr.	Miller, B.	Wimbley	Langemeier	Crowder	Kelly	Vantrease	White	Mcafee	Hood	Singleton
Louisiana	Burgess Jr.	Miller, B.	Wimbley	Langemeier	Crowder	Kelly	Vantrease	Mcafee (TE)	Johnson	Hood	Sanders Jr.
Marshall	Sanders Jr.	Miller, B.	Wimbley	Langemeier	Crowder	Kelly	Vantrease	White	Lester	Hood	Singleton
App State	Archie	Miller, B.	Wimbley	Langemeier	Crowder	Kelly	Vantrease	Arnold	Lester	Hood	Singleton
Buffalo	Archie	Miller, B.	Wimbley	Langemeier	Crowder	Kelly	Vantrease	Green	Lester	Hood	Sanders Jr.
Defense	DL	DL	DL	DL	LB	LB	DB	DB	DB	DB	DB
Morgan State	Springer	Locke	Devine	Ellis	Bradley-Glenn	Jackson, K.	Canteen	Thompson, N.	Bride	Free	Wilson, A.
Nebraska	Springer	Locke	Varner	Ellis	Bradley-Glenn	Jackson, K.	Canteen	Robertson	Bride	Free	Wilson, A.
UAB	Springer	Locke	Varner	Ellis	Bradley-Glenn	Watson-Trent	Wingard	Robertson	Bride	Birdsong	Wilson, A.
Ball State	Springer	Locke	Varner	Ellis	Jackson, K.	Watson-Trent	Canteen	Stamper II	Bride	Birdsong	Wilson, A.
Coastal Carolina	Springer	Bullard	Williams, Q.	Ellis	Jackson, K.	Watson-Trent	Canteen	Robertson	Free	Birdsong	Wilson, A.
Georgia State	Springer	Devine	Varner	Ellis	Jackson, K.	Watson-Trent	Thompson, N.	Robertson	Free	Birdsong	Wilson, A.
James Madison	Springer	McCloud	Varner	Ellis	Dedman	Watson-Trent	Bride	Stamper II	Canteen	Free	Wilson, A.
Old Dominion	Springer	Bullard	Varner	Ellis	Jackson, K.	Watson-Trent	Bride	Thompson, N.	Canteen	Free	Wilson, A.
South Alabama	Springer	Bullard	Varner	Ellis	Jackson, K.	Watson-Trent	Bride	Thompson, N.	Canteen	Free	Wilson, A.
Louisiana	Springer	Bullard	Varner	Ellis	Jackson, K.	Watson-Trent	McCloud (DL)	Thompson, N.	Canteen	Free	Wilson, A.
Marshall	Springer	Devine	Varner	Ellis	Jackson, K.	Watson-Trent	Bride	Thompson, N.	Canteen	Free	Wilson, A.
App State	Springer	Devine	Varner	Ellis	Jackson, K.	Watson-Trent	Bride	Thompson, N.	Canteen	Free	Wilson, A.
Buffalo	Springer	Devine	Smith, K.	Ellis	Jackson, K.	Watson-Trent	Bride	Thompson, N.	Dial-Watson, Chs.	Birdsong	Wilson, A.



2022 TEAM AND INDIVIDUAL STATISTICS

RECORD	OVERALL	HOME	AWAY	NEUTRAL
ALL GAMES	6-7	4-2	2-4	0-1
CONFERENCE	3-5	2-2	1-3	0-0
NON-CONFERENCE	3-2	2-0	1-1	0-1

RESULTS

DATE	OPPONENT	RESULT/TIME	SCORE	ATTEND.	TV
Sept. 3	Morgan State	W	59-7	15,183	ESPN3
Sept. 10	at Nebraska	W	45-42	86,862	Fox Sports 1
Sept. 17	at UAB	L	35-21	24,302	Stadium
Sept. 24	Ball State	W	34-23	18,434	ESPN+
Oct. 1	at Coastal Carolina	L	34-30	18,756	ESPN+
Oct. 8	at Georgia State	L	41-33	20,109	ESPN3
Oct. 15	#25 James Madison	W	45-38	18,738	ESPN+
Oct. 22	at Old Dominion	W	28-23	20,162	ESPN+
Nov. 5	South Alabama	L	38-31	17,084	ESPN+
Nov. 10	at Louisiana	L	36-17	11,512	ESPN2
Nov. 19	Marshall	L	23-10	16,153	ESPN+
Nov. 26	Appalachian State	W	51-48/2OT	18,683	ESPN+
Dec. 27	Buffalo	L	23-21	15,322	ESPN

TEAM STATISTICS

	GS	OPP
SCORING		425
Points Per Game		32.7
Points Off Turnovers		52
FIRST DOWNS		327
Rushing		100
Passing		192
Penalty		35
RUSHING YARDAGE		1779
Yards gained rushing		1923
Yards lost rushing		144
Rushing Attempts		370
Average Per Rush		4.8
Average Per Game		136.8
TDs Rushing		23
PASSING YARDAGE		4288
Comp - Att - Int		374-612-16
Average Per Pass		7.0
Average Per Catch		11.5
Average Per Game		329.8
TDs Passing		28
TOTAL OFFENSE		6067
Total Plays		982
Average Per Play		6.2
Average Per Game		466.7
KICK RETURNS: #-Yards		26-451
PUNT RETURNS: #-Yards		20-186
INT RETURNS: #-Yards		11-61
KICK RETURN AVERAGE		17.3
PUNT RETURN AVERAGE		9.3
INT RETURN AVERAGE		5.5
FUMBLES-LOST		9-5
PENALTIES-Yards		66-595
Average Per Game		45.8
PUNTS-Yards		52-2224
Average Per Punt		42.8
Net punt average		37.3
KICKOFFS-Yards		80-4882
Average Per Kick		61.0
Net kick average		45.4
TIME OF POSSESSION/Game		27:41
3RD-DOWN Conversions		92/195
3rd-Down Pct		47%
4TH-DOWN Conversions		13/23
4th-Down Pct		57%
SACKS BY-Yards		20-104
MISC YARDS		0
TOUCHDOWNS SCORED		53
FIELD GOALS-ATTEMPTS		18-22
ON-SIDE KICKS		0-0
RED-ZONE SCORES		(47-52) 90%
RED-ZONE TOUCHDOWNS		(32-52) 62%
PAT-ATTEMPTS		(49-50) 98%
ATTENDANCE		104275
Games/Avg Per Game		6/17379
Neutral Site Games		1/15322

SCORE BY QUARTERS

	1st	2nd	3rd	4th	OT	Total
Georgia Southern	62	119	118	113	13	425
Opponents	73	145	81	102	10	411

RUSHING

	GP	Att	Gain	Loss	Net	Avg	TD	Long	Avg/G
White,Jalen	11	162	934	19	915	5.6	10	71	83.2
Green,Gerald	11	89	504	21	483	5.4	6	67	43.9
Arnold,OJ	13	45	260	3	257	5.7	1	29	19.8
Brown,AJ	8	15	69	2	67	4.5	1	14	8.4
Vantrease,Kyle	13	33	97	63	34	1.0	3	15	2.6
Dixon II,Terron	2	3	11	0	11	3.7	0	5	5.5
Burgess Jr.,Der	10	2	10	0	10	5.0	0	6	1.0
Jordan,Tyler	12	7	11	4	7	1.0	2	3	0.6
Lewis,Darius	9	1	6	0	6	6.0	0	6	0.7
Raynor,Alex	13	1	3	0	3	3.0	0	3	0.2
Stampley II,Mar	13	1	3	0	3	3.0	0	3	0.2
Hood,Khaleb	13	2	9	6	3	1.5	0	9	0.2
Mcafee,Jjay	11	1	3	0	3	3.0	0	3	0.3
Cigelske,Connor	2	2	3	1	2	1.0	0	3	1.0
Jones,Amare	8	1	0	2	-2	-2.0	0	0	-0.2
TEAM	13	4	0	6	-6	-1.5	0	0	-0.5
Singleton,Jerem	12	0	0	8	-8	0.0	0	0	-0.7
Beck II,Anthony	13	1	0	9	-9	-9.0	0	0	-0.7
Total	13	370	1923	144	1779	4.8	23	71	136.8
Opponents	13	543	3210	194	3016	5.6	29	54	232.0

PASSING

	G	Effic	Cmp-Att-Int	Pct	Yds	TD	Lng	Avg/G
Vantrease,Kyle	13	130.01	371-604-16	61.4	4252	27	79	327.1
Cigelske,Connor	2	36.13	1-3-0	33.3	1	0	1	0.5
Arnold,OJ	13	349.40	1-2-0	50.0	32	1	32	2.5
Cobb,Dalen	6	62.60	1-2-0	50.0	3	0	3	0.5
TEAM	13	0.00	0-1-0	0.0	0	0	0	0.0
Total	13	129.84	374-612-16	61.1	4288	28	79	329.8
Opponents	13	132.84	254-433-11	58.7	3339	19	65	256.8

RECEIVING

	G	No.	Yds	Avg	TD	Long	Avg/G
Hood,Khaleb	13	87	923	10.6	3	46	71.0
Singleton,Jerem	12	66	713	10.8	2	65	59.4
Burgess Jr.,Der	10	58	717	12.4	7	53	71.7
Jones,Amare	8	35	483	13.8	6	75	60.4
White,Jalen	11	22	217	9.9	1	37	19.7
Mcafee,Jjay	11	20	193	9.6	4	30	17.5
Sanders Jr.,Mar	11	20	171	8.6	1	25	15.5
Arnold,OJ	13	10	58	5.8	1	19	4.5
Johnson,Beau	11	9	195	21.7	0	42	17.7
Archie,Ezrah	7	9	117	13.0	1	25	16.7
Kenerson,Sam	2	8	130	16.2	0	31	65.0
Cobb,Dalen	6	8	73	9.1	0	17	12.2
Lewis,Darius	9	6	49	8.2	0	20	5.4
Lester,Evan	7	6	45	7.5	1	25	6.4
Thompson,Joshua	11	3	179	59.7	1	79	16.3
Green,Gerald	11	3	13	4.3	0	9	1.2
Brown,AJ	8	3	7	2.3	0	7	0.9
Vantrease,Kyle	13	1	3	3.0	0	3	0.2
Total	13	374	4286	11.5	28	79	329.7
Opponents	13	254	3339	13.1	19	65	256.8

TOTAL OFFENSE

	G	Plays	Rush	Pass	Total	Avg/G
Vantrease,Kyle	13	637	34	4252	4286	329.7
White,Jalen	11	162	915	0	915	83.2
Green,Gerald	11	89	483	0	483	43.9
Arnold,OJ	13	47	257	32	289	22.2
Brown,AJ	8	15	67	0	67	8.4
Dixon II,Terron	2	3	11	0	11	5.5
Burgess Jr.,Der	10	2	10	0	10	1.0
Jordan,Tyler	12	7	7	0	7	0.6
Lewis,Darius	9	1	6	0	6	0.7
Cobb,Dalen	6	2	0	3	3	0.5
Cigelske,Connor	2	5	2	1	3	1.5
Mcafee,Jjay	11	1	3	0	3	0.3
Stampley II,Mar	13	1	3	0	3	0.2
Hood,Khaleb	13	2	3	0	3	0.2
Raynor,Alex	13	1	3	0	3	0.2
Jones,Amare	8	1	-2	0	-2	-0.2
TEAM	13	5	-6	0	-6	-0.5
Singleton,Jerem	12	0	-8	0	-8	-0.7
Beck II,Anthony	13	1	-9	0	-9	-0.7
Total	13	982	1779	4288	6067	466.7
Opponents	13	976	3016	3339	6355	488.8

2022 INDIVIDUAL STATISTICS



SCORING

	TD	FGs	PATs				DXP	Saf	Points
			Kick	Rush	Rcv	Pass			
Raynor,Alex	-	18-20	49-50	-	-	-	-	-	103
Lantz,Michael	-	0-2	-	-	-	-	-	-	0
Total	-	18-22	49-50	-	-	-	-	-	425
Opponents	-	23-30	46-47	-	-	-	-	-	411

PUNT RETURNS

	No.	Yds	Avg	TD	Long
Hood,Khaleb	7	62	8.9	0	23
Jones,Amare	12	112	7.4	0	50
Thompson,Joshua	1	12	12.0	1	12
Total	20	186	9.3	1	50
Opponents	19	204	10.7	0	50

KICK RETURNS

	No.	Yds	Avg	TD	Long
Arnold,OJ	13	250	19.2	0	29
Lewis,Darius	8	123	15.4	0	23
Brown,AJ	3	42	14.0	0	18
Jones,Amare	1	16	16.0	0	16
Hood,Khaleb	1	20	20.0	0	20
Total	26	451	17.4	0	29
Opponents	28	601	21.5	0	39

INTERCEPTION RETURNS

	No.	Yds	Avg	TD	Long
Bride,Tyler	2	32	16.0	0	32
Denton,Jalen	1	3	3.0	0	3
Stamperly II,Mar	1	0	0.0	0	0
Canteen,Derrick	1	4	4.0	0	4
Wilson,Anthony	1	4	4.0	0	4
Walker,Isaac	1	16	16.0	0	16
Jackson,Khadry	1	0	0.0	1	0
Thompson,NaJee	1	0	0.0	0	0
Birdsong,Justin	1	0	0.0	0	0
Springer,Dillon	1	2	2.0	0	2
Total	11	61	5.5	1	32
Opponents	16	160	10.0	1	50

FUMBLE RETURNS

	No.	Yds	Avg	TD	Long
Free,Wylan	1	0	0.0	0	0
Smyth,Jeffery	1	0	0.0	0	0
Bride,Tyler	1	0	0.0	0	0
Wilson,Anthony	1	0	0.0	0	0
Total	4	0	0.0	0	0
Opponents	4	0	0.0	0	0

ALL-PURPOSE YARDS

	G	Rush	Rec	PR	KOR	IR	Tot	Avg/G
White,Jalen	11	915	217	0	0	0	1132	102.9
Hood,Khaleb	13	3	923	62	20	0	1008	77.5
Burgess Jr.,Der	10	10	717	0	0	0	727	72.7
Singleton,Jerem	12	-8	713	0	0	0	705	58.8
Jones,Amare	8	-2	483	112	16	0	609	76.1
Arnold,OJ	13	257	58	0	250	0	565	43.5
Green,Gerald	11	483	13	0	0	0	496	45.1
Mcafee,Jjay	11	3	193	0	0	0	196	17.8
Johnson,Beau	11	0	195	0	0	0	195	17.7
Thompson,Josh	11	0	179	12	0	0	191	17.4
Lewis,Darius	9	6	49	0	123	0	178	19.8
Sanders Jr.,Mar	11	0	171	0	0	0	171	15.5
Kenerson,Sam	2	0	130	0	0	0	130	65.0
Archie,Ezrah	7	0	117	0	0	0	117	16.7
Brown,AJ	8	67	7	0	42	0	116	14.5
Cobb,Dalen	6	0	73	0	0	0	73	12.2
Lester,Evan	7	0	45	0	0	0	45	6.4
Vantrese,Kyle	13	34	3	0	0	0	37	2.8
Bride,Tyler	13	0	0	0	0	32	32	2.5
Walker,Isaac	12	0	0	0	0	16	16	1.3
Dixon II,Terron	2	11	0	0	0	0	11	5.5
Jordan,Tyler	12	7	0	0	0	0	7	0.6
Wilson,Anthony	13	0	0	0	0	4	4	0.3
Canteen,Derrick	11	0	0	0	0	4	4	0.4
Denton,Jalen	7	0	0	0	0	3	3	0.4
Stamperly II,Mar	13	3	0	0	0	0	3	0.2
Raynor,Alex	13	3	0	0	0	0	3	0.2
Cigelske,Connor	2	2	0	0	0	0	2	1.0
Springer,Dillon	13	0	0	0	0	2	2	0.2
TEAM	13	-6	0	0	0	0	-6	-0.5
Beck II,Anthony	13	-9	0	0	0	0	-9	-0.7
Total	13	1779	4286	186	451	61	6763	520.2
Opponents	13	3016	3339	204	601	160	7320	563.1

PUNTING

	No.	Yds	Avg	Long	TB	FC	I20	50+	Blkd
Beck II,Anthony	51	2194	43.0	59	4	11	18	11	0
Bradberry,Walke	1	30	30.0	30	0	0	0	0	0
Total	52	2224	42.8	59	4	11	18	11	0
Opponents	51	2107	41.3	65	6	9	13	10	0

KICKOFFS

	No.	Yds	Avg	TB	OB	Retn	Net	YdLn
Lantz,Michael	78	4808	61.6	26	3			
Raynor,Alex	2	74	37.0	0	0			
Total	80	4882	61.0	26	3	21.5	45.4	19
Opponents	82	5034	61.4	36	1	17.3	44.9	20

FIELD GOALS

	FGM-FGA	Pct	01-19	20-29	30-39	40-49	50-99	Lg	Blk
Raynor,Alex	18-20	90.0	1-1	9-9	4-5	4-5	0-0	46	0
Lantz,Michael	0-2	0.0	0-0	0-0	0-0	0-0	0-2	0	1
Total	16-20	81.8	1-1	9-9	4-5	4-5	0-2	46	1
Opponents	23-30	76.7	0-0	11-15	7-9	5-5	0-1	48	0

FIELD GOAL SEQUENCE

	Georgia Southern	Opponent
Morgan State	(20)	-
Nebraska	(19)	52
UAB	54	24, 21
Ball State	(25),(43)	(22),(27),(25)
Coastal Carolina	(45),(30),(20)	38
Georgia State	(35),(25)	(23),(41)
James Madison	39,(20),(41),(24)	(26)
Old Dominion	42	23,(44),(24),(35),(33)
South Alabama	(22),52b	(29)
Louisiana	(39)	(48),(34),(27),(42),(40)
Marshall	(46)	(36)
Appalachian State	(35)	(22),(37),(24),(30),(33)
Buffalo	(23),(21)	(24),(20)

Numbers in (parentheses) indicate Field Goal was made
Lowercase b after number indicates blocked FG attempt



2022 DEFENSIVE STATISTICS

DEFENSE

	GP	Solo	Ast	Total	TFL/Yds	Sacks-Yds	Int-Yds	PBU	QBH	F. Rcv-Yds	FF	Blocked Kicks	Safety
33 Watson-Trent, Marques	13	49	65	114	5.5-14	1.0-5	—	3	3	—	1	—	—
12 Wilson, Anthony	13	60	41	101	3.5-8	1.5-4	1-4	5	2	1-0	1	—	—
9 Jackson, Khadry	12	38	46	84	4.0-15	1.0-6	1-0	2	2	—	—	—	—
5 Free, Wylan	12	47	30	77	—	—	—	2	1	1-0	—	—	—
13 Canteen, Derrick	11	39	25	64	2.0-9	1.0-7	1-4	11	1	—	—	—	—
18 Birdsong, Justin	13	26	23	49	0.5-1	—	1-0	3	—	—	—	—	—
2 Ellis, Justin	13	24	24	48	10.0-30	4.5-22	—	1	2	—	1	—	—
4 Bride, Tyler	13	29	13	42	3.0-10	—	2-32	9	—	1-0	—	—	—
6 Thompson, NaJee	13	28	9	37	1.0-1	—	1-0	11	—	—	—	—	—
42 Springer, Dillon	13	16	17	33	1.0-2	—	1-2	1	2	—	—	—	—
22 Stampley II, Marc	13	20	5	25	—	—	1-0	4	—	—	—	—	—
57 Bullard, Latrell	10	7	17	24	4.0-13	—	—	1	—	—	—	—	—
40 Jackson, Jalen	13	11	12	23	1.5-10	1.5-10	—	—	1	—	—	—	—
96 McCloud, LJ	11	7	16	23	3.0-10	1.5-8	—	1	1	—	—	—	—
20 Robertson, Seth	12	10	13	23	0.5-0	—	—	3	—	—	—	—	—
92 Varner, Kristian	13	9	12	21	—	—	—	—	—	—	—	—	—
1 Bradley-Glenn, Todd	4	10	9	19	1.0-1	—	—	—	1	—	—	—	—
15 Williams, Quin	5	6	12	18	1.5-6	1.0-6	—	2	2	—	—	—	—
99 Smith, Kierron	12	5	12	17	2.5-6	1.0-5	—	—	—	—	—	—	—
90 Devine, Parker	13	7	9	16	1.0-1	1.0-1	—	—	1	—	—	—	—
39 Dedman, Reid	11	8	6	14	1.0-1	—	—	—	—	—	1	—	—
31 Dial-Watson, Chase	13	5	9	14	0.5-0	—	—	2	—	—	1	—	—
53 Locke, Trevon	11	4	9	13	—	—	—	1	1	—	—	—	—
27 Walker, Isaac	13	8	3	11	2.5-13	2.5-13	1-16	—	—	—	—	—	—
94 Fall, Elhadj	5	3	7	10	—	—	—	—	1	—	—	—	—
34 Ferguson, Jon	13	5	5	10	—	—	—	—	—	—	—	—	—
93 Davis, Da'Shawn	7	2	4	6	2.5-17	2.5-17	—	—	1	—	—	—	—
29 Meyers, Justin	11	3	3	6	—	—	—	—	—	—	—	—	—
21 McGee, Zyon	8	2	1	3	—	—	—	—	—	—	—	—	—
45 Stroud, MJ	5	3	—	3	—	—	—	—	—	—	—	—	—
52 Wilson, Brandon	12	1	2	3	—	—	—	—	—	—	—	—	—
2 Burgess Jr., Derwin	10	2	—	2	—	—	—	—	—	—	—	—	—
98 Lantz, Michael	13	1	1	2	—	—	—	—	—	—	—	—	—
56 Miller, Brian	12	2	—	2	—	—	—	—	—	—	—	—	—
25 White, Jalen	11	2	—	2	—	—	—	—	—	—	—	—	—
23 Wingard, Mari	2	2	—	2	1.0-6	—	—	—	—	—	—	—	—
29 Brown, AJ	8	1	—	1	—	—	—	—	—	—	—	—	—
10 Denton, Jalen	8	—	1	1	—	—	1-3	2	—	—	—	—	—
46 Douglas, Andrew	1	1	—	1	—	—	—	—	—	—	—	—	—
11 Glenn, Kevon	4	—	1	1	—	—	—	—	—	—	—	—	—
7 Hood, Khaleb	13	1	—	1	—	—	—	—	—	—	—	—	—
28 Horton, Zyere	3	1	—	1	—	—	—	—	—	—	—	—	—
11 Johnson, Beau	12	1	—	1	—	—	—	—	—	—	—	—	—
5 Jones, Amare	8	1	—	1	—	—	—	—	—	—	—	—	—
95 Langston, Mark	10	1	—	1	—	—	—	—	—	—	—	—	—
9 McAfee, Jay	11	1	—	1	—	—	—	—	—	—	—	—	—
22 Arnold, OJ	13	—	1	1	—	—	—	—	—	—	—	—	—
44 Smyth, Jeffrey	6	—	1	1	—	—	—	—	—	1-0	—	—	—
6 Vantrease, Kyle	13	1	—	1	—	—	—	—	—	—	—	—	—
89 Wheeler, Jackson	3	1	—	1	—	—	—	—	—	—	—	—	—
17 Williams, Myzel	1	1	—	1	—	—	—	—	—	—	—	—	—
28 Archie, Ezra	7	—	—	—	—	—	—	—	—	—	—	—	—
4 Green, Gerald	11	—	—	—	—	—	—	—	—	—	—	—	—
23 Jordan, Tyler	13	—	—	—	—	—	—	—	—	—	—	—	—
87 Lester, Evan	8	—	—	—	—	—	—	—	—	—	—	—	—
26 Nelson, Justin	1	—	—	—	—	—	—	1	—	—	—	—	—
19 Raynor, Alex	13	—	—	—	—	—	—	—	—	—	—	—	—
21 Sanders Jr., Marcus	12	—	—	—	—	—	—	—	—	—	—	—	—
1 Singleton, Jeremy	12	—	—	—	—	—	—	—	—	—	—	—	—
24 Thompson, Joshua	12	—	—	—	—	—	—	—	—	—	—	1	—
Total	13	512	464	976	53.0-174	20.0-104	11-61	65	22	4-0	5	1	—
Opponents	13	467	452	919	46.0-162	7.0-52	16-160	83	50	4	5	2	0

2022 INDIVIDUAL SUMMARIES



PASSING SUMMARY

#6 Kyle Vantrease	Att	Comp	Int	Pct	Yards	TD	Long	Sack	Effic
Morgan State	29	46	1	63.0	367	4	46	0-0	154.41
Nebraska	37	56	2	66.1	409	1	37	0-0	126.17
UAB	24	50	3	48.0	204	1	22	0-0	76.87
Ball State	26	39	0	66.7	310	2	53	1-1	150.36
Coastal Carolina	26	43	1	60.5	284	2	37	1-7	126.64
Georgia State	30	49	4	61.2	359	3	65	0-0	126.64
James Madison	38	64	1	59.4	578	4	75	0-0	152.74
Old Dominion	22	27	0	81.5	192	1	29	0-0	153.44
South Alabama	26	45	1	57.8	278	2	30	1-7	119.89
Louisiana	28	49	0	57.1	325	1	50	2-23	119.59
Marshall	22	39	1	56.4	205	1	27	2-14	103.90
Appalachian State	35	52	1	67.3	389	3	50	0-0	145.34
Buffalo	28	45	1	62.2	352	2	79	0-0	138.15
TOTALS	371	604	16	61.4	4252	27	79	6-0	130.01

RUSHING SUMMARY

	No-Yds/TD	MSU	NU	UAB	BALL	CCU	GAST	JMU	ODU	USA	LA	MRSB	APP	BUFF
White,Jalen	162-915/10	10-35/2	17-85/2	14-116/2	15-69/0	18-145/1	17-71/1	11-20/0	30-138/1	10-65/1	7-28/0	13-143/0	DNP	DNP
Green,Gerald	89-483/6	12-44/1	10-132/2	9-46/0	9-38/1	10-30/0	7-26/0	2--3/0	12-91/2	5-27/0	10-44/0	DNP	DNP	3-8/0
Arnold,OJ	45-257/1	6-45/1	-	6-28/0	7-38/0	-	1-4/0	1--2/0	1-3/0	-	4-23/0	7-50/0	-	12-68/0
Brown,AJ	15-67/1	DNP	DNP	DNP	DNP	DNP	-	-	-	-	-	-	14-62/1	1-5/0
Vantrease,Kyle	33-34/3	1-4/0	2-7/1	4-24/0	5-15/1	1--7/0	1--2/0	1--2/0	4-3/0	3--4/0	2--16/0	4--14/0	3-17/1	2-9/0
Dixon II,Terron	3-11/0	2-6/0	DNP	DNP	DNP	DNP	DNP	DNP	DNP	DNP	DNP	DNP	1-5/0	DNP
Burgess Jr.,Der	2-10/0	-	-	-	-	2-10/0	-	-	-	-	-	DNP	DNP	DNP
Jordan,Tyler	7-7/2	-	-	-	DNP	-	-	-	-	-	-	-	6-11/2	1--4/0
Lewis,Darius	1-6/0	-	-	-	1-6/0	-	-	DNP	DNP	DNP	-	-	-	DNP
Stamperley II,Mar	1-3/0	-	-	-	-	-	1-3/0	-	-	-	-	-	-	-
Mcafee,Jjay	1-3/0	-	-	-	-	-	DNP	DNP	-	-	-	-	-	1-3/0
Hood,Khaleb	2-3/0	-	1-9/0	-	-	-	-	-	-	-	1--6/0	-	-	-
Raynor,Alex	1-3/0	-	-	-	-	-	-	-	-	-	-	-	1-3/0	-
Cigelske,Connor	2-2/0	1-3/0	DNP	DNP	DNP	DNP	DNP	DNP	DNP	DNP	1--1/0	DNP	DNP	DNP
Jones,Amare	1--2/0	-	-	-	-	-	1--2/0	-	-	DNP	DNP	DNP	DNP	DNP
TEAM	4--6/0	-	-	-	1--2/0	-	-	1--1/0	2--3/0	-	-	-	-	-
Beck II,Anthony	1--9/0	-	-	-	-	-	-	-	1--9/0	-	-	-	-	-

RECEIVING SUMMARY

	No-Yds/TD	MSU	NU	UAB	BALL	CCU	GAST	JMU	ODU	USA	LA	MRSB	APP	BUFF
Hood,Khaleb	87-923/3	6-88/1	6-82/0	7-38/0	4-39/0	4-62/0	11-120/1	8-131/0	7-47/0	7-76/0	6-68/0	4-40/1	10-103/0	7-29/0
Burgess Jr.,Der	58-717/7	4-33/1	12-119/0	4-48/1	5-133/0	7-68/1	5-52/1	7-84/1	1-9/0	8-96/1	5-75/1	DNP	DNP	DNP
Singleton,Jerem	66-713/2	5-60/1	9-89/0	4-35/0	3-11/0	6-48/1	6-101/0	7-108/0	6-44/0	2-11/0	-	8-73/0	10-133/0	DNP
Jones,Amare	35-483/6	1-14/0	3-21/1	1-5/0	7-94/1	5-65/0	6-66/1	7-164/2	5-54/1	DNP	DNP	DNP	DNP	DNP
White,Jalen	22-217/1	-	3-20/0	2-40/0	2-9/0	1-10/0	2-18/0	6-64/1	2-22/0	1-6/0	2-6/0	1-22/0	DNP	DNP
Johnson,Beau	9-195/0	1-20/0	2-42/0	-	1-15/0	-	DNP	DNP	-	DNP	-	DNP	-	5-118/0
Mcafee,Jjay	20-193/4	2-32/0	1-5/0	1-7/0	2-3/1	-	DNP	DNP	1-16/0	2-37/1	4-41/0	-	3-17/1	4-35/1
Thompson,Joshua	3-179/1	-	DNP	-	DNP	-	-	-	-	-	1-50/0	-	1-50/0	1-79/1
Sanders Jr.,Mar	20-171/1	1-8/0	DNP	-	1-4/0	1-15/0	-	3-27/0	-	2-19/0	4-46/1	5-32/0	DNP	3-20/0
Kenerson,Sam	8-130/0	7-99/0	1-31/0	DNP	DNP	DNP	DNP	DNP	DNP	DNP	DNP	DNP	DNP	DNP
Archie,Ezrah	9-117/1	-	DNP	DNP	DNP	DNP	-	DNP	DNP	1-4/0	-	-	5-71/1	3-42/0
Cobb,Dalen	8-73/0	DNP	DNP	DNP	DNP	DNP	DNP	-	DNP	3-29/0	3-27/0	1-6/0	-	1-11/0
Arnold,OJ	10-58/1	1-4/1	-	4-29/0	1-2/0	-	-	-	-	-	1-9/0	1-8/0	-	2-6/0
Lewis,Darius	6-49/0	1-9/0	-	1-2/0	-	1-13/0	-	DNP	DNP	DNP	1-1/0	1-20/0	1-4/0	DNP
Lester,Evan	6-45/1	DNP	DNP	DNP	DNP	-	DNP	DNP	-	-	1-25/0	1-4/0	3-11/1	1-5/0
Green,Gerald	3-13/0	-	-	-	-	1-3/0	-	-	-	-	2-10/0	DNP	DNP	-

GAME-BY-GAME PUNTING

ANTHONY BECK II	NO	YDS	AVG	LONG	BLK	TB	I20
MORGAN STATE	4	171	42.8	48	0	0	3
NEBRASKA	1	38	38	38	0	0	1
UAB	4	189	47.3	53	0	1	0
BALL STATE	3	137	45.7	51	0	1	1
COASTAL CAROLINA	3	133	44.3	58	0	0	1
GEORGIA STATE	2	84	42.0	46	0	0	0
JAMES MADISON	6	275	45.8	59	0	1	4
OLD DOMINION	3	117	39.0	49	0	0	0
SOUTH ALABAMA	5	242	48.4	51	0	0	3
LOUISIANA	5	215	43.0	47	0	0	0
MARSHALL	7	263	37.6	46	0	0	2
APPALACHAIN STATE	4	184	46.0	57	0	0	0
BUFFALO	4	146	36.5	44	0	1	2
TOTALS	51	2194	43.0	59	0	4	18

GAME-BY-GAME KICKING

Alex Raynor	PAT	ATT	PCT	FG	ATT	PCT	LONG	PTS
MORGAN STATE	8	8	100.0	1	1	100.0	20	11
NEBRASKA	6	6	100.0	1	1	100.0	19	9
UAB	3	3	100.0	0	0	-	-	3
BALL STATE	4	4	100.0	2	2	100.0	43	10
COASTAL CAROLINA	3	3	100.0	3	3	100.0	45	12
GEORGIA STATE	3	4	75.0	2	2	100.0	35	9
JAMES MADISON	4	4	100.0	3	4	75.0	41	13
OLD DOMINION	4	4	100.0	0	1	0.0	-	4
SOUTH ALABAMA	4	4	100.0	1	1	100.0	22	7
LOUISIANA	2	2	100.0	1	1	100.0	39	5
MARSHALL	1	1	100.0	1	1	100.0	46	4
APPALACHIAN STATE	6	6	100.0	1	1	100.0	35	9
BUFFALO	1	1	100.0	2	2	100.0	23	7
TOTALS	49	50	98.0	18	20	90.0	46	103



2022 INDIVIDUAL SUMMARIES

TACKLES SUMMARY

	UA-A	TOT	MSU	NU	UAB	BALL	CCU	GAST	JMU	ODU	USA	LA	MRSH	APP	BUFF
Watson-Trent, Ma	49-65	114	0-5	7-3	4-3	6-4	1-5	8-5	1-5	3-5	4-12	1-3	6-6	3-5	5-4
Wilson, Anthony	60-41	101	2-1	4-1	5-2	6-2	3-6	5-4	6-5	2-6	4-1	3-4	7-2	10-1	3-6
Jackson, Khadry	38-46	84	2-1	2-5	1-1	4-6	3-1	5-2	DNP	0-2	7-3	0-8	5-6	4-3	5-8
Free, Wylan	47-30	77	1-1	1-3	7-1	5-5	5-5	6-4	4-1	5-5	4-1	2-2	2-1	5-1	DNP
Canteen, Derrick	39-25	64	2-0	3-1	1-0	9-1	6-2	DNP	7-5	1-2	0-5	4-4	2-2	4-3	DNP
Birdsong, Justin	26-23	49	1-0	2-0	2-2	2-2	2-2	4-3	-	1-2	1-4	1-2	4-3	3-1	3-2
Ellis, Justin	24-24	48	0-3	2-3	3-3	-	2-1	5-1	2-3	2-1	1-4	3-4	1-0	2-0	1-1
Bride, Tyler	29-13	42	1-0	3-3	0-1	2-1	-	2-1	1-2	3-3	2-1	2-0	6-0	1-1	6-0
Thompson, NaJee	28-9	37	4-1	1-0	2-1	2-0	1-0	1-2	2-2	2-1	4-0	-	5-2	2-0	2-0
Springer, Dillon	16-17	33	0-1	1-1	2-0	3-0	0-2	2-1	1-4	0-1	2-0	1-2	1-0	2-2	1-3
Stamper II, Mar	20-5	25	1-1	1-0	1-0	3-0	-	4-0	3-2	2-0	-	1-0	1-1	-	3-1
Bullard, Latrell	7-17	24	0-2	1-2	2-4	1-2	0-1	-	2-0	DNP	1-2	0-4	DNP	DNP	DNP
Robertson, Seth	11-13	24	DNP	4-2	1-0	DNP	1-6	1-1	1-0	0-1	-	1-2	2-1	-	-
Jackson, Jalen	11-12	23	4-0	1-0	0-1	DNP	-	-	2-3	0-1	0-1	2-4	1-0	-	1-2
McCloud, LJ	7-16	23	-	3-1	-	0-1	0-1	2-2	1-3	0-5	1-0	0-2	0-1	DNP	DNP
Varner, Kristian	9-12	21	1-0	1-2	1-1	0-1	-	1-0	DNP	DNP	2-1	0-2	1-2	1-3	1-0
Bradley, Glenn, T	10-9	19	4-3	3-3	3-3	DNP	DNP	-	DNP	DNP	DNP	DNP	DNP	DNP	DNP
Williams, Quin	6-12	18	0-3	0-1	2-1	3-2	1-5	DNP	DNP	DNP	DNP	DNP	DNP	DNP	DNP
Smith, Kierron	5-12	17	-	0-1	1-0	0-1	0-1	1-0	DNP	-	-	0-3	1-0	2-2	0-4
Devine, Parker	7-9	16	0-1	1-1	-	DNP	-	DNP	1-1	-	1-1	-	1-0	3-2	0-3
Dial-Watson, Cha	5-9	14	1-0	0-1	1-0	0-1	-	-	-	0-1	0-1	-	-	-	3-5
Dedman, Reid	8-6	14	1-0	DNP	-	DNP	1-0	-	4-3	0-2	1-0	-	1-0	0-1	DNP
Locke, Trevon	4-9	13	DNP	3-1	DNP	1-0	DNP	0-1	0-1	0-1	0-2	DNP	-	-	0-3
Walker, Isaac	8-3	11	2-0	0-1	-	DNP	1-0	2-1	-	-	1-0	-	2-0	-	0-1
Ferguson, Jon	5-5	10	1-0	-	1-0	0-1	-	-	1-0	0-1	1-0	0-2	-	0-1	1-0
Fall, Elhadi	3-7	10	DNP	DNP	DNP	DNP	DNP	DNP	DNP	DNP	DNP	1-5	1-0	0-2	1-0
Meyers, Justin	3-3	6	1-0	1-0	-	DNP	-	DNP	-	DNP	-	1-2	-	-	0-1
Davis, Da'Shawn	2-4	6	DNP	DNP	DNP	DNP	DNP	DNP	-	-	2-0	0-3	-	-	0-1
McGee, Zion	2-1	3	DNP	-	-	DNP	-	-	2-1	-	-	DNP	DNP	DNP	DNP
Wilson, Brandon	1-2	3	1-0	-	-	DNP	-	-	-	-	0-1	-	0-1	-	DNP
Stroud, MJ	3-0	3	2-0	-	-	DNP	1-0	DNP	DNP	DNP	DNP	DNP	DNP	DNP	-
Miller, Brian	2-0	2	DNP	DNP	DNP	-	-	DNP	DNP	DNP	DNP	1-0	1-0	DNP	-
Burgess Jr., Der	2-0	2	-	-	1-0	-	-	1-0	-	-	-	-	DNP	DNP	DNP
Lantz, Michael	1-1	2	-	-	-	-	-	-	1-0	-	0-1	-	-	-	-
Wingard, Shamari	2-0	2	1-0	DNP	1-0	DNP	DNP	DNP	DNP	DNP	DNP	DNP	DNP	DNP	DNP
White, Jalen	2-0	2	-	-	1-0	-	-	1-0	-	-	-	-	-	DNP	DNP
Hood, Khaleb	1-0	1	-	-	-	-	-	-	-	-	1-0	-	-	-	-
Smyth, Jeffrey	0-1	1	0-1	-	-	DNP	-	-	DNP	DNP	DNP	DNP	DNP	DNP	DNP
Douglas, Andrew	1-0	1	1-0	DNP	DNP	DNP	DNP	DNP	DNP	DNP	DNP	DNP	DNP	DNP	DNP
Jones, Amare	1-0	1	-	-	-	-	-	1-0	-	-	DNP	DNP	DNP	DNP	DNP
Vantrease, Kyle	1-0	1	-	-	1-0	-	-	-	-	-	-	-	-	-	-
Langston, Mark	1-0	1	1-0	-	-	-	-	-	-	-	-	-	DNP	DNP	DNP
Mcafee, JJay	1-0	1	-	-	-	-	-	DNP	DNP	-	-	-	-	-	1-0
Denton, Jalen	0-1	1	-	DNP	-	DNP	-	DNP	0-1	DNP	-	-	DNP	DNP	-
Johnson, Beau	1-0	1	-	-	-	-	1-0	-	DNP	-	-	DNP	-	-	-
Brown, AJ	1-0	1	DNP	DNP	DNP	DNP	DNP	-	-	-	-	-	-	1-0	-
Horton, Zyere	1-0	1	DNP	DNP	DNP	DNP	DNP	DNP	1-0	DNP	DNP	-	DNP	DNP	-
Glenn, Kevon	0-1	1	DNP	DNP	DNP	DNP	DNP	DNP	DNP	DNP	-	-	DNP	-	0-1
Wheeler, Jackson	1-0	1	DNP	DNP	DNP	DNP	DNP	DNP	DNP	DNP	DNP	1-0	-	DNP	-
Arnold, OJ	0-1	1	-	-	-	-	-	-	-	-	0-1	-	-	-	-
Williams, Myzel	1-0	1	1-0	DNP	DNP	DNP	DNP	DNP	DNP	DNP	DNP	DNP	DNP	DNP	DNP

TACKLES FOR LOSS SUMMARY

	UA-A	TOT	MSU	NU	UAB	BALL	CCU	GAST	JMU	ODU	USA	LA	MRSH	APP	BUFF
Ellis, Justin	9-2	10.0-30	-	1.0/6	1.0/1	-	1.0/1	2.5/4	0.5/5	-	1.0/7	2.0/4	-	1.0/2	-
Watson-Trent, Mar	4-3	5.5-14	-	-	1.0/2	1.5/4	0.5/4	-	-	-	-	-	1.0/1	0.5/1	1.0/2
Bullard, Latrell	4-0	4.0-13	-	-	1.0/3	1.0/3	-	-	2.0/7	-	-	-	-	-	-
Jackson, Khadry	2-4	4.0-15	-	-	-	0.5/2	1.0/6	-	-	0.5/1	-	-	0.5/1	-	1.5/5
Wilson, Anthony	2-3	3.5-8	-	0.5/3	1.0/2	0.5/1	-	-	1.0/1	-	-	-	-	-	0.5/1
Walker, Issac	2-2	3.0-17	1.0/6	-	-	-	0.5/4	-	-	-	-	-	1.0/7	-	0.5/0
Bride, Tyler	3-0	3.0-10	1.0/5	1.0/4	-	-	-	1.0/1	-	-	-	-	-	-	-
McCloud, LJ	2-2	3.0-10	-	-	-	-	-	0.5/1	-	1.0/3	1.0/6	-	0.5/0	-	-
Canteen, Derrick	2-0	2.0-9	-	-	-	1.0/2	-	-	1.0/7	-	-	-	-	-	-
Davis, De'Shawn	2-1	2.5-17	-	-	-	-	-	-	-	-	2.0/14	-	-	-	0.5/3
Smith, Kierron	2-1	2.5-6	-	-	-	-	-	1.0/5	-	-	-	-	1.0/1	-	0.5/0
Jackson, Jalen	0-3	1.5-10	-	-	-	-	-	-	0.5/4	0.5-2	-	-	-	-	0.5/4
Wingard, Mari	1-0	1.0-6	1.0/6	-	-	-	-	-	-	-	-	-	-	-	-
Williams, Quin	0-2	1.0-2	-	0.5/2	-	0.5/-	-	-	-	-	-	-	-	-	-
Springer, Dillon	0-2	1.0-2	-	-	-	-	-	-	-	-	-	-	-	0.5/1	0.5/1
Bradley, Glenn, T	1-0	1.0-1	1.0/1	-	-	-	-	-	-	-	-	-	-	-	-
Dedman, Reid	1-0	1.0-1	1.0/1	-	-	-	-	-	-	-	-	-	-	-	-
Thompson, NaJee	1-0	1.0-1	-	-	-	-	-	1.0/1	-	-	-	-	-	-	-
Devine, Parker	1-0	1.0/1	-	-	-	-	-	-	-	-	-	-	-	1.0/1	-
Birdsong, Justin	0-1	0.5-1	-	-	-	-	-	-	-	-	-	-	0.5/1	-	-
Robertson, Seth	0-1	0.5-0	-	-	-	-	-	-	-	-	-	-	0.5/0	-	-
Dial-Watson, Chase	0-1	0.5-0	-	-	-	-	-	-	-	-	-	-	-	-	0.5/0

SACKS SUMMARY

	UA-A	TOT	MSU	NU	UAB	BALL	CCU	GAST	JMU	ODU	USA	LA	MRSH	APP	BUFF
Ellis, Justin	3-1	3.5-22	-	1.0-6	-	-	-	1.0/1	0.5/5	-	1.0/7	1.0/3	-	-	-
Walker, Issac	2-2	3.0-17	1.0-6	-	-	-	0.5/4	-	-	-	-	-	1.0/7	-	0.5/0
Davis, De'Shawn	2-1	2.5-17	-	-	-	-	-	-	-	-	2.0/14	-	-	-	0.5/3
Jackson, Jalen	0-3	1.5/10	-	-	-	-	-	-	0.5/4	0.5/2	-	-	-	-	0.5/4
McCloud, LJ	0-1	1.5-8	-	-	-	-	-	-	-	0.5/2	1.0/6	-	-	-	-
Wilson, Anthony	1-1	1.5-4	-	0.5-3	-	-	-	-	1.0/1	-	-	-	-	-	-
Canteen, Derrick	1-0	1.0-7	-	-	-	-	-	-	1.0/7	-	-	-	-	-	-
Jackson, Khadry	1-0	1.0-6	-	-	-	-	1.0/6	-	-	-	-	-	-	-	-
Smith, Kierron	1-0	1.0-5	-	-	-	-	-	1.0/5	-	-	-	-	-	-	-
Watson-Trent, Mar	0-2	1.0-5	-	-	-	-	0.5/4	-	-	-	-	-	-	-	0.5/1
Devine, Parker	1-0	1.0-1	-	-	-	-	-	-	-	-	-	-	-	1.0/1	-
Williams, Quin	0-1	0.5-2	-	0.5-2	-	-	-	-	-	-	-	-	-	-	-

2022 GAME-BY-GAME TEAM STATISTICS



GAME-BY-GAME TEAM STATISTICS

GM	FINAL SCORE	QUARTERS					1ST DOWNS R-P-PN TOT	RUSHING NO-YDS-TD	PASSING C-A-I YDS TD	TOT OFF ATT-YDS	PUNTS NO-AVG	PEN NO-YDS	3RD DNS	4TH DNS	RED ZONE	SACKS NO-YDS	FIELD GOALS	POSSESSION TIME								
		1	2	3	4	OT												1	2	3	4	TOT				
GS	59	0	17	14	28	-	10-14-2	26	32-137-4	29-46-1	367	4	78-504	5-201	0-0	3-34	11-17	0-0	7-7	1-0	1-1	04:55	10:36	06:20	07:54	29:45
MSU	7	0	7	0	0	-	7-4-1	12	32-172-0	10-27-3	78	0	59-250	8-294	0-0	7-59	2-13	0-1	0-0	0-0	0-0	10:05	04:24	08:40	07:06	30:15
GS	45	14	14	7	10	-	9-21-4	34	30-223-5	37-56-2	409	1	86-672	1-38	0-0	3-15	9-13	2-2	5-6	2-11	1-1	06:55	05:24	08:46	06:59	28:04
NU	42	7	21	7	7	-	17-16-0	33	47-257-5	23-34-0	318	1	81-575	4-202	0-0	10-77	9-13	0-0	5-5	0-0	0-1	08:05	09:36	06:14	08:01	31:56
GS	21	0	7	7	7	-	8-13-2	23	33-214-2	24-50-3	204	1	83-418	4-189	0-0	4-42	11-20	1-2	2-3	0-0	0-1	05:11	09:31	03:58	09:34	28:14
UAB	35	7	14	0	14	-	13-4-4	21	43-288-4	12-20-0	125	1	63-413	4-188	1-1	7-68	4-11	1-2	3-5	0-0	0-2	09:49	05:29	11:02	05:26	31:46
GS	34	3	10	7	14	-	11-12-3	26	38-164-2	26-40-0	310	2	78-474	3-137	1-0	4-35	9-16	1-2	4-4	0-0	2-2	11:48	6:50	2:38	9:14	30:30
BALL	23	3	7	10	3	-	9-14-2	25	34-158-0	33-47-1	338	2	81-496	5-212	0-0	7-95	6-15	1-1	5-5	1-1	3-3	03:12	08:10	12:22	05:46	29:30
GS	30	0	7	10	13	-	7-16-1	24	31-178-1	26-43-1	284	2	74-462	3-133	0-0	6-60	8-17	1-3	4-4	2-14	3-3	06:02	06:46	07:11	09:03	29:02
CCU	34	7	0	7	20	-	9-13-1	23	31-150-2	23-34-0	335	3	65-485	4-145	1-1	4-28	7-12	0-0	1-4	1-7	0-1	08:58	08:14	07:49	05:57	30:58
GS	33	7	10	13	3	-	7-15-4	26	28-92-1	30-49-4	359	3	77-451	2-84	2-1	7-60	8-14	1-2	5-5	2-6	2-2	04:57	10:58	05:06	07:14	28:15
GAST	41	13	14	7	7	-	16-9-1	26	54-335-3	16-25-1	186	2	79-521	4-143	1-0	10-108	4-14	3-3	4-5	0-0	2-2	10:03	04:02	09:54	07:46	31:45
GS	45	0	14	17	14	-	1-25-3	29	16-12-0	38-64-1	578	4	80-590	6-275	0-0	7-75	7-18	1-1	3-3	3-17	2-3	05:11	05:26	07:37	09:16	27:30
JMU	38	7	10	7	14	-	13-18-0	31	40-207-3	28-48-3	468	2	88-675	4-134	1-1	10-54	7-16	1-3	4-6	0-0	1-1	09:49	09:34	07:23	05:44	32:30
GS	28	7	7	7	7	-	12-11-2	25	50-223-3	22-27-0	192	1	77-415	3-117	0-0	3-25	8-15	1-3	2-2	1-4	0-2	09:15	07:19	08:11	09:48	34:33
ODU	23	3	0	13	7	-	5-12-1	18	22-133-1	23-43-0	313	1	65-446	1-51	0-0	5-45	3-12	1-3	3-5	0-0	2-5	05:45	07:41	06:49	05:12	25:27
GS	31	21	3	7	0	-	4-11-6	21	18-88-1	26-45-1	278	2	63-366	5-242	0-0	7-60	4-12	0-1	3-4	4-27	1-2	04:57	07:26	06:43	03:50	22:56
USA	38	7	10	7	14	-	17-11-1	29	56-321-4	16-27-2	193	1	83-514	3-137	0-0	13-118	8-15	1-1	6-7	1-7	1-1	10:03	07:34	08:17	11:10	37:04
GS	17	0	7	7	3	-	7-15-2	24	25-72-0	30-53-0	358	2	78-430	5-215	1-1	7-50	2-14	3-5	1-3	1-3	1-1	06:09	08:15	03:53	10:19	28:36
LA	36	7	20	3	6	-	14-8-0	22	39-242-0	17-32-1	193	3	71-435	2-98	0-0	4-25	3-14	4-5	3-4	2-23	5-5	08:51	06:45	11:07	04:41	31:24
GS	10	3	7	0	0	-	9-10-1	20	24-179-0	22-40-1	205	1	64-384	7-263	1-1	5-45	2-11	0-0	1-1	1-7	1-1	06:37	06:25	05:42	04:22	23:06
MRSH	23	6	14	3	0	-	19-9-1	29	54-255-1	17-32-0	274	2	86-529	6-234	0-0	6-63	10-19	0-2	2-3	2-14	1-3	08:23	08:35	09:18	10:38	36:54
GS	51	7	10	14	7	13	9-14-4	27	25-98-4	35-52-1	389	3	77-487	4-184	1-1	3-39	6-13	1-1	7-7	1-1	1-1	06:59	06:36	08:02	05:50	27:27
APP	48	6	14	11	7	10	15-8-2	25	48-376-5	15-26-0	253	0	74-629	2-81	0-0	6-61	5-13	0-2	7-9	0-0	4-5	08:01	08:24	06:58	09:10	32:33
GS	21	0	6	8	7	-	6-15-1	22	20-89-0	29-47-1	355	2	67-444	4-146	1-1	7-55	7-15	1-1	3-3	2-8	2-3	06:08	05:59	04:24	05:23	21:54
BUFF	23	0	14	6	3	-	9-15-1	25	43-122-1	21-38-0	265	1	81-387	4-188	2-1	3-30	12-19	0-0	4-4	0-0	3-4	08:52	09:01	10:36	09:37	38:06

GS RED ZONE SUMMARY

OPPONENT	SCORE	TIMES IN				RUSH TDS	PASS TDS	FAILED TO SCORE INSIDE 20							
		RED ZONE	SCORES	POINTS	TDS			FGS	FGA	DOWNS	INT	FUM	HALF	GAME	
MORGAN STATE	W 59-7	7	7	45	6	3	3	1	0	0	0	0	0	0	0
NEBRASKA	W 45-42	6	5	31	4	3	1	1	0	0	0	0	0	0	1
UAB	L 21-35	3	2	14	2	1	1	0	0	0	1	0	0	0	
BALL STATE	W 34-23	4	4	24	3	2	1	1	0	0	0	0	0	0	
COASTAL CAROLINA	L 30-34	4	4	20	2	1	1	2	0	0	0	0	0	0	
GEORGIA STATE	L 33-41	5	5	27	3	1	2	2	0	0	0	0	0	0	
JAMES MADISON	W 45-38	3	3	13	1	0	1	2	0	0	0	0	0	0	
OLD DOMINION	W 28-23	2	2	14	2	2	0	0	0	0	0	0	0	0	
SOUTH ALABAMA	L 31-38	4	3	17	2	0	2	1	0	0	1	0	0	0	
LOUISIANA	L 17-36	3	1	3	0	0	0	1	0	1	0	1	0	0	
MARSHALL	L 10-23	1	1	3	0	0	0	1	0	0	0	0	0	0	
APPALACHIAN STATE	W 51-48	7	7	45	6	4	2	1	0	0	0	0	0	0	
BUFFALO	L 21-23	3	3	13	1	0	1	2	0	0	0	0	0	0	
Totals		52	47	269	32	17	15	15	0	1	2	1	0	1	

SEASON PCT. (OVERALL): 47 of 52 (90.4%)

OPPONENT RED ZONE SUMMARY

OPPONENT	SCORE	TIMES IN				RUSH TDS	PASS TDS	FAILED TO SCORE INSIDE 20						
		RED ZONE	SCORES	POINTS	TDS			FGS	FGA	DOWNS	INT	FUM	HALF	GAME
MORGAN STATE	W 59-7	0	0	0	0	0	0	0	0	0	0	0	0	0
NEBRASKA	W 45-42	5	5	35	5	5	0	0	0	0	0	0	0	0
UAB	L 21-35	5	3	21	3	2	1	0	2	0	0	0	0	0
BALL STATE	W 34-23	5	5	23	2	0	2	3	0	0	0	0	0	0
COASTAL CAROLINA	L 30-34	4	1	7	1	1	0	0	1	0	0	1	0	1
GEORGIA STATE	L 33-41	5	4	24	3	2	1	1	0	0	0	0	0	1
JAMES MADISON	W 45-38	6	4	24	3	3	0	1	0	1	1	0	0	0
OLD DOMINION	W 28-23	5	3	13	1	1	0	2	2	0	0	0	0	0
SOUTH ALABAMA	L 31-38	7	6	38	5	4	1	1	0	0	0	0	0	1
LOUISIANA	L 17-36	4	3	13	1	0	1	2	0	0	1	0	0	0
MARSHALL	L 10-23	3	2	10	1	1	0	1	0	1	0	0	0	0
APPALACHIAN STATE	W 51-48	9	7	34	3	3	0	4	1	1	0	0	0	0
BUFFALO	L 21-23	4	4	16	1	1	0	3	0	0	0	0	0	0
Totals		62	47	258	29	23	6	18	6	3	2	1	0	3

SEASON PCT. (OVERALL): 47 of 62 (75.8%)



GEORGIA SOUTHERN SUPERLATIVES

INDIVIDUAL		
Rushes	30	White,Jalen at Old Dominion (Oct 22, 2022)
Yards Rushing	45	White,Jalen at Coastal Carolina (Oct 01, 2022)
TD Rushes	2	White,Jalen vs Morgan State (Sep 03, 2022)
	2	Green,Gerald at Nebraska (Sep 10, 2022)
	2	White,Jalen at Nebraska (Sep 10, 2022)
	2	White,Jalen at UAB (Sep 17, 2022)
	2	Green,Gerald at Old Dominion (Oct 22, 2022)
	2	Jordan,Tyler vs Appalachian State (Nov 26, 2022)
Long Rush	71	White,Jalen at UAB (Sep 17, 2022)
Pass attempts	64	Vantrease,Kyle vs James Madison (Oct 15, 2022)
Pass completions	38	Vantrease,Kyle vs James Madison (Oct 15, 2022)
Yards Passing	578	Vantrease,Kyle vs James Madison (Oct 15, 2022)
TD Passes	4	Vantrease,Kyle vs Morgan State (Sep 03, 2022)
	4	Vantrease,Kyle vs James Madison (Oct 15, 2022)
Long Pass	79	Vantrease,Kyle at Buffalo (Dec 27, 2022)
Receptions	12	Burgess Jr.,Der at Nebraska (Sep 10, 2022)
Yards Receiving	164	Jones,Amare vs James Madison (Oct 15, 2022)
TD Receptions	2	Jones,Amare vs James Madison (Oct 15, 2022)
Long Reception	79	Thompson,Joshua at Buffalo (Dec 27, 2022)
Field Goals	3	Raynor,Alex at Coastal Carolina (Oct 01, 2022)
	3	Raynor,Alex vs James Madison (Oct 15, 2022)
Punts	6	Beck II,Anthony vs James Madison (Oct 15, 2022)
Punting Avg	47.2	Beck II,Anthony at UAB (Sep 17, 2022)
Long Punt	59	Beck II,Anthony vs James Madison (Oct 15, 2022)
Punts inside 20	4	Beck II,Anthony vs James Madison (Oct 15, 2022)
Long Punt Return	50	Jones,Amare at Coastal Carolina (Oct 01, 2022)
Long Kickoff Return	29	Arnold,OJ at Georgia St. (Oct 08, 2022)
Tackles	16	Watson-Trent,Ma vs South Alabama (Nov 05, 2022)
Interceptions	1	Denton,Jalen vs Morgan State (Sep 03, 2022)
	1	Walker,Isaac vs Morgan State (Sep 03, 2022)
	1	Bride,Tyler vs Morgan State (Sep 03, 2022)
	1	Birdsong,Justin vs Ball State (Sep 24, 2022)
	1	Stampley II,Mar at Georgia St. (Oct 08, 2022)
	1	Wilson,Anthony vs James Madison (Oct 15, 2022)
	1	Bride,Tyler vs James Madison (Oct 15, 2022)
	1	Springer,Dillon vs James Madison (Oct 15, 2022)
	1	Thompson,NaJee vs South Alabama (Nov 05, 2022)
	1	Jackson,Khadry vs South Alabama (Nov 05, 2022)
	1	Canteen,Derrick at Louisiana (Nov 10, 2022)

TEAM

Rushes	50	at Old Dominion (Oct 22, 2022)
Yards Rushing	233	at Nebraska (Sep 10, 2022)
Yards Per Rush	7.8	at Nebraska (Sep 10, 2022)
TD Rushes	5	at Nebraska (Sep 10, 2022)
Pass attempts	64	vs James Madison (Oct 15, 2022)
Pass completions	38	vs James Madison (Oct 15, 2022)
Yards Passing	578	vs James Madison (Oct 15, 2022)
Yards Per Pass	9.0	vs James Madison (Oct 15, 2022)
TD Passes	4	vs Morgan State (Sep 03, 2022)
	4	vs James Madison (Oct 15, 2022)
Total Plays	86	at Nebraska (Sep 10, 2022)
Total Offense	642	at Nebraska (Sep 10, 2022)
Yards Per Play	7.5	at Nebraska (Sep 10, 2022)
Points	59	vs Morgan State (Sep 03, 2022)
Sacks By	4	vs South Alabama (Nov 05, 2022)
First Downs	34	at Nebraska (Sep 10, 2022)
Penalties	7	at Georgia St. (Oct 08, 2022)
	7	vs James Madison (Oct 15, 2022)
	7	vs South Alabama (Nov 05, 2022)
	7	at Louisiana (Nov 10, 2022)
	7	at Buffalo (Dec 27, 2022)
Penalty Yards	75	vs James Madison (Oct 15, 2022)
Turnovers	5	at Georgia St. (Oct 08, 2022)
Interceptions By	3	vs Morgan State (Sep 03, 2022)
	3	vs James Madison (Oct 15, 2022)
Punts	7	vs Marshall (Nov 19, 2022)
Punting Avg	48.4	vs South Alabama (Nov 05, 2022)
Long Punt	59	vs James Madison (Oct 15, 2022)
Punts inside 20	4	vs James Madison (Oct 15, 2022)
Long Punt Return	50	at Coastal Carolina (Oct 01, 2022)

OPPONENT SUPERLATIVES

INDIVIDUAL		
Rushes	35	Webb,La'Damian, vs South Alabama (Nov 05, 2022)
Yards Rushing	247	Webb,La'Damian, vs South Alabama (Nov 05, 2022)
TD Rushes	4	McBride,DeWayne, at UAB (Sep 17, 2022)
	4	Webb,La'Damian, vs South Alabama (Nov 05, 2022)
Long Rush	54	Washington,Dre, at Louisiana (Nov 10, 2022)
Pass attempts	48	Centeio,Todd, vs James Madison (Oct 15, 2022)
Pass completions	33	Paddock,John, vs Ball State (Sep 24, 2022)
Yards Passing	468	Centeio,Todd, vs James Madison (Oct 15, 2022)
TD Passes	3	McCall,Grayson, at Coastal Carolina (Oct 01, 2022)
	3	Wooldridge,Ben, at Louisiana (Nov 10, 2022)
Long Pass	65	Fancher,Cam, vs Marshall (Nov 19, 2022)
Receptions	11	Marshall,Justin, at Buffalo (Dec 27, 2022)
Yards Receiving	139	Brown,Jared, at Coastal Carolina (Oct 01, 2022)
TD Receptions	1	Belt,Brody, at Nebraska (Sep 10, 2022)
	1	McDonald,Terrel, at UAB (Sep 17, 2022)
	1	Jackson,Jayshon, vs Ball State (Sep 24, 2022)
	1	Koziol,Tanner, vs Ball State (Sep 24, 2022)
	1	Roberts,Tyler, at Coastal Carolina (Oct 01, 2022)
	1	Brown,Jared, at Coastal Carolina (Oct 01, 2022)
	1	Gravette,Xavier, at Coastal Carolina (Oct 01, 2022)
	1	Thrash,Jamari, at Georgia St. (Oct 08, 2022)
	1	Lewis,Robert, at Georgia St. (Oct 08, 2022)
	1	Greene Jr.,Terr, vs James Madison (Oct 15, 2022)
	1	Brown,Reggie, vs James Madison (Oct 15, 2022)
	1	Jennings,Ali, at Old Dominion (Oct 22, 2022)
	1	Wayne,Jalen, vs South Alabama (Nov 05, 2022)
	1	Bernard,Jacob, at Louisiana (Nov 10, 2022)
	1	Stephens,John, at Louisiana (Nov 10, 2022)
	1	Jefferson,Micha, at Louisiana (Nov 10, 2022)
	1	Ahmed,Shadeed, vs Marshall (Nov 19, 2022)
	1	Horton,EJ, vs Marshall (Nov 19, 2022)
	1	Marshall,Justin, at Buffalo (Dec 27, 2022)
Long Reception	65	Horton,EJ, vs Marshall (Nov 19, 2022)
Field Goals	5	Almendares,Kenn, at Louisiana (Nov 10, 2022)
Punts	7	Amadi,Jordan, vs Morgan State (Sep 03, 2022)
Punting Avg	51.0	Duane,Ethan, at Old Dominion (Oct 22, 2022)
Long Punt	65	Buschini,Brian, at Nebraska (Sep 10, 2022)
Punts inside 20	3	McConnell,John, vs Marshall (Nov 19, 2022)
Long Punt Return	50	Fleming,Dontae, at Louisiana (Nov 10, 2022)
Long Kickoff Return	39	Smith,Chris, at Louisiana (Nov 10, 2022)
Tackles	22	Henderson,Jason, at Old Dominion (Oct 22, 2022)
Interceptions	2	Buford Jr.,Marg, at Nebraska (Sep 10, 2022)

TEAM

Rushes	56	vs South Alabama (Nov 05, 2022)
Yards Rushing	376	vs Appalachian State (Nov 26, 2022)
Yards Per Rush	7.8	vs Appalachian State (Nov 26, 2022)
TD Rushes	5	at Nebraska (Sep 10, 2022)
Pass attempts	48	vs James Madison (Oct 15, 2022)
Pass completions	33	vs Ball State (Sep 24, 2022)
Yards Passing	468	vs James Madison (Oct 15, 2022)
Yards Per Pass	9.9	at Coastal Carolina (Oct 01, 2022)
TD Passes	3	at Coastal Carolina (Oct 01, 2022)
	3	at Louisiana (Nov 10, 2022)
Total Plays	88	vs James Madison (Oct 15, 2022)
Total Offense	675	vs James Madison (Oct 15, 2022)
Yards Per Play	7.7	vs James Madison (Oct 15, 2022)
Points	42	at Nebraska (Sep 10, 2022)
Sacks By	2	at Louisiana (Nov 10, 2022)
	2	vs Marshall (Nov 19, 2022)
First Downs	33	at Nebraska (Sep 10, 2022)
Penalties	13	vs South Alabama (Nov 05, 2022)
Penalty Yards	118	vs South Alabama (Nov 05, 2022)
Turnovers	4	vs Morgan State (Sep 03, 2022)
	4	vs James Madison (Oct 15, 2022)
Interceptions By	4	at Georgia St. (Oct 08, 2022)
Punts	8	vs Morgan State (Sep 03, 2022)
Punting Avg	51.0	at Old Dominion (Oct 22, 2022)
Long Punt	65	at Nebraska (Sep 10, 2022)
Punts inside 20	3	vs Marshall (Nov 19, 2022)
Long Punt Return	50	at Louisiana (Nov 10, 2022)

GEORGIA SOUTHERN SCORING DRIVES

OPPONENT	PLAYS	YDS	DRIVE		DRIVE	SCORING
			TIME	CLOCK		
MSU	12	80	04:17	2nd/12:20	GS-20	OJ Arnold 4 Yard Catch
MSU	4	6	01:12	2nd/05:33	MSU-9	Alex Raynor 20 Yard Field Goal
MSU	7	56	02:09	2nd/01:28	GS-44	Derwin Burgess Jr. 12 Yard Catch
MSU	1	36	00:27	3rd/10:11	MSU-46	Khaleb Hood 46 Yard Catch
MSU	9	77	03:23	3rd/04:52	GS-23	Jalen White 5 Yard Rush
MSU	7	70	02:28	4th/13:41	GS-20	Jalen White 8 Yard Rush
MSU	2	16	00:38	4th/12:47	MSU-16	Jeremy Singleton 8 Yard Catch
MSU	4	38	01:47	4th/09:06	MSU-38	Gerald Green 8 Yard Rush
MSU	4	38	01:43	4th/06:43	MSU-38	OJ Arnold 23 Yard Rush
NU	13	74	04:59	1st/08:02	GS-26	Jalen White 2 Yard Rush
NU	8	75	01:56	1st/02:21	GS-25	Jalen White 26 Yard Rush
NU	3	75	00:58	2nd/07:27	GS-25	Gerald Green 1 Yard Rush
NU	5	80	01:54	2nd/04:00	GS-20	Gerald Green 47 Yard Rush
NU	8	75	02:48	3rd/12:12	GS-25	Amare Jones 10 Yard Catch
NU	10	77	03:29	4th/14:42	GS-23	Alex Raynor 19 Yard Field Goal
NU	11	75	02:29	4th/00:36	GS-25	Kyle Vantrease 8 Yard Rush
UAB	10	78	05:43	2nd/04:08	GS-22	Derwin Burgess Jr. 6 Yard Catch
UAB	4	80	00:43	3rd/03:12	GS-20	Jalen White 71 Yard Rush
UAB	12	75	04:54	4th/09:54	GS-25	Jalen White 1 Yard Rush
BALL	16	81	07:09	1st/07:46	GS-19	Alex Raynor 25 Yard Field Goal
BALL	6	44	01:00	2nd/13:15	GS-30	Alex Raynor 43 Yard Field Goal
BALL	10	80	05:29	2nd/04:37	GS-20	Gerald Green 6 Yard Rush
BALL	4	75	01:46	3rd/07:10	GS-25	Kyle Vantrease 4 Yard Rush
BALL	6	43	01:47	4th/07:04	BSU-43	Jjay Mcafee 7 Yard Catch
BALL	10	86	03:50	4th/01:40	GS-14	Amare Jones 47 Yard Catch
CCU	10	75	03:27	2nd/12:31	GS-25	Derwin Burgess Jr. 34 Yard Catch
CCU	3	10	01:25	3rd/11:09	CCU-10	Jeremy Singleton 4 Yard Catch
CCU	12	51	05:39	4th/01:05	GS-21	Alex Raynor 45 Yard Field Goal
CCU	5	50	02:37	4th/12:09	50	Jalen White 18 Yard Rush
CCU	6	53	02:14	4th/07:56	GS-01	Alex Raynor 30 Yard Field Goal
CCU	11	85	03:44	4th/02:05	GS-12	Alex Raynor 20 Yard Field Goal
GAST	4	75	01:18	1st/13:42	GS-25	Jalen White 4 Yard Rush
GAST	8	57	02:44	2nd/12:44	GS-25	Alex Raynor 35 Yard Field Goal
GAST	7	75	02:41	2nd/00:53	GS-25	Derwin Burgess Jr. 1 Yard Catch
GAST	8	69	02:33	3rd/07:29	GS-31	Khaleb Hood 15 Yard Catch
GAST	4	42	01:34	3rd/02:22	GAST-42	Amare Jones 24 Yard Catch
GAST	15	68	04:38	4th/08:26	GS-25	Alex Raynor 25 Yard Field Goal
JMU	6	75	02:07	2nd/12:48	GS-25	Amare Jones 13 Yard Catch
JMU	-	-	01:46	2nd/10:58	JMU-0	Joshua Thompson Blocked Punt in Endzone
JMU	1	75	00:12	3rd/13:48	GS-25	Amare Jones 75 Yard Catch
JMU	5	41	01:25	3rd/05:39	JMU-44	Alex Raynor 20 Yard Field Goal
JMU	9	86	02:39	3rd/01:59	GS-14	Jalen White 37 Yard Catch
JMU	5	21	01:21	4th/14:52	JMU-45	Alex Raynor 41 Yard Field Goal
JMU	7	70	02:27	4th/03:53	GS-24	Alex Raynor 24 Yard Field Goal
JMU	10	75	01:18	4th/01:10	GS-25	Derwin Burgess Jr. 22 Yard Catch
ODU	7	75	02:44	1st/00:10	GS-25	Amare Jones 29 Yard Catch
ODU	9	80	04:01	2nd/00:17	GS-20	Jalen White 4 Yard Rush
ODU	9	75	03:48	3rd/09:46	GS-25	Gerald Green 30 Yard Rush
ODU	13	77	04:41	4th/10:00	GS-23	Gerald Green 3 Yard Rush
USA	-	43	00:51	1st/14:09	USA-41	Khadry Jackson 43 Yard Int Return
USA	4	78	01:25	1st/09:20	GS-22	Jalen White 54 Yard Rush
USA	9	75	03:32	1st/03:24	GS-25	Derwin Burgess Jr. 16 Yard Catch
USA	12	65	04:39	2nd/10:17	GS-30	Alex Raynor 22 Yard Field Goal
USA	11	88	03:08	3rd/08:45	GS-12	Jjay Mcafee 7 Yard Catch
LA	8	96	03:32	2nd/13:43	GS-4	Derwin Burgess Jr. 32 Yard Catch
LA	9	68	03:08	3rd/04:25	GS-32	Marcus Sanders Jr. 25 Yard Catch
LA	8	60	02:02	4th/11:59	GS-18	Alex Raynor 39 Yard Field Goal
MRSJ	7	67	02:58	1st/04:31	GS-25	Alex Raynor 46 Yard Field Goal
MRSJ	8	85	02:23	2nd/02:16	GS-15	Khaleb Hood 27 Yard Catch
APP	9	73	04:49	1st/05:42	GS-27	AJ Brown 13 Yard Rush
APP	9	75	02:28	2nd/08:08	GS-25	Tyler Jordan 1 Yard Rush
APP	10	57	02:32	2nd/00:38	GS-25	Alex Raynor 35 Yard Field Goal
APP	10	75	04:17	3rd/07:52	GS-25	Tyler Jordan 2 Yard Rush
APP	8	75	03:45	3rd/02:53	GS-25	Evan Lester 1 Yard Catch
APP	5	69	02:02	4th/04:22	GS-31	Kyle Vantrease 3 Yard Rush
APP	3	25	00:00	OT/00:00	APP-25	Jjay Mcafee 4 Yard Catch
APP	2	25	00:00	2OT/00:00	APP-25	Ezrah Archie 25 Yard Catch
BUFF	9	65	03:20	2nd/11:50	GS-29	Alex Raynor 23 Yard Field Goal
BUFF	7	71	02:04	2nd/05:42	GS-25	Alex Raynor 21 Yard Field Goal
BUFF	1	79	00:14	3rd/14:34	GS-21	Joshua Thompson 79 Yard Catch
BIFF	13	90	05:00	4th/03:38	GS-10	Jjay Mcafee 13 Yard Catch

GEORGIA SOUTHERN SCORING

71 Total Scores (23 Run, 28 Pass, 18 FG, 1 Special Teams, 0 Safety, 1 Defense)

- 10 First Quarter Scores (5 Run, 2 Pass, 2 Field Goals, 0 Special Teams, 0 Safety, 1 Defense)
- 21 Second Quarter Scores (5 Run, 8 Pass, 7 Field Goals, 1 Special Teams, 0 Safety, 0 Defense)
- 17 Third Quarter Scores (5 Run, 11 Pass, 1 Field Goals, 0 Special Teams, 0 Safety, 0 Defense)
- 21 Fourth Quarter Scores (8 Run, 5 Pass, 8 Field Goals, 0 Special Teams, 0 Safety, 0 Defense)
- 2 Overtime Scores (0 Run, 2 Pass, 0 Field Goal)

GEORGIA SOUTHERN

Most Plays in a Scoring Drive:	16(FG)(16-81 07:09) vs Ball State
Fewest Plays in a Scoring Drive:	1(TD)(1-36 00:27) vs Morgan State
	1(TD)(1-75 00:12) vs James Madison
Longest Scoring Drive:	96 Yards (TD)(8-96 03:32) at Louisiana
Shortest Scoring Drive:	6 Yards (FG)(4-6 01:12) vs Morgan State
Longest TOP Scoring Drive:	07:09 (TD)(16-81 07:09) vs Ball State
Shortest TOP Scoring Drive:	00:12 (TD)(1-75 00:12) vs James Madison

OPPONENTS

Most Plays in a Scoring Drive:	16(TD)(16-77 07:47) at UAB
Fewest Plays in a Scoring Drive:	1(TD)(1-28 00:09) at Louisiana
	1(TD)(1-25 00:00 OT) vs Appalachian State
Longest Scoring Drive:	98 Yards (TD)(15-98 05:58) at Nebraska
Shortest Scoring Drive:	0 Yards (FG)(4-0 00:21) at Old Dominion
Longest TOP Scoring Drive:	07:47 (16-77 07:47) at UAB
Shortest TOP Scoring Drive:	00:09 (TD)(1-28 00:09) at Louisiana

DRIVE START AVERAGES

OBTAINED	GEORGIA SOUTHERN		OPPONENTS	
	#	AVG	#	AVG
Kickoff	84	24.3	84	25.7
Punt	51	24.7	50	23.8
Field Goal Missed	0	0.0	0	0.0
Fumble	3	25.7	5	36.8
Interception	10	23.9	15	26.3
Downs	9	23.3	9	28.1
ALL DRIVES	157	24.4	163	25.6



2022 MISCELLANEOUS STATISTICS

3RD-DOWN CONVERSIONS

DATE	OPPONENT	OVERALL	1ST QTR	2ND QTR	3RD QTR	4TH QTR	OVERTIME
Sept 3	Morgan State	11-17 (64.7)	4-6 (66.7)	3-5 (60.0)	2-3 (66.7)	2-3 (66.7)	
Sept 10	Nebraska	9-13 (69.2)	5-5 (100.0)	0-0 (0.0)	2-4 (50.0)	2-4 (50.0)	
Sept 17	UAB	11-20 (55.0)	2-5 (40.0)	4-6 (66.7)	1-3 (33.3)	4-6 (66.7)	
Sept 24	Ball State	9-16 (56.2)	3-5 (60.0)	3-5 (60.0)	0-1 (0.0)	3-5 (60.0)	
Oct 1	Coastal Carolina	8-17 (47.1)	4-6 (66.7)	1-3 (33.3)	3-4 (75.0)	0-4 (0.0)	
Oct 8	Georgia State	8-14 (57.1)	2-4 (50.0)	2-3 (66.7)	1-2 (50.0)	3-5 (60.0)	
Oct 15	James Madison	7-18 (38.9)	0-3 (0.0)	2-4 (50.0)	3-6 (50.0)	2-5 (40.0)	
Oct 22	Old Dominion	8-15 (53.3)	2-4 (50.0)	2-3 (66.7)	4-6 (66.7)	0-2 (0.0)	
Nov 5	South Alabama	4-12 (33.3)	2-2 (100.0)	0-4 (0.0)	2-4 (50.0)	0-2 (0.0)	
Nov 10	Louisiana	2-14 (14.3)	0-3 (0.0)	0-3 (0.0)	0-2 (0.0)	2-6 (33.3)	
Nov 19	Marshall	2-11 (18.2)	0-3 (0.0)	0-3 (0.0)	2-5 (40.0)	0-0 (0.0)	
Nov 26	Appalachian State	6-13 (46.2)	1-3 (33.3)	3-5 (60.0)	1-2 (50.0)	1-3 (33.3)	
Dec 27	Buffalo	7-15 (46.7)	1-5 (20.0)	1-2 (50.0)	3-5 (60.0)	2-3 (66.7)	
	Georgia Southern	92-195 (47.2)	26-54 (48.1)	21-46 (45.7)	24-47 (51.1)	21-48 (43.8)	0-0 (0.0)
	Opponents	80-186 (43.0)	22-50 (44.0)	16-36 (44.4)	26-60 (43.3)	16-39 (41.0)	0-1 (0.0)

4TH-DOWN CONVERSION

DATE	OPPONENT	OVERALL	1ST QTR	2ND QTR	3RD QTR	4TH QTR	OVERTIME
Sept 3	Morgan State	0-0 (0.0)	0-0 (0.0)	0-0 (0.0)	0-0 (0.0)	0-0 (0.0)	
Sept 10	Nebraska	2-2 (100.0)	0-0 (0.0)	0-0 (0.0)	0-0 (0.0)	2-2 (100.0)	
Sept 17	UAB	1-2 (50.0)	0-1 (0.0)	0-0 (0.0)	1-1 (100.0)	0-0 (0.0)	
Sept 24	Ball State	1-2 (50.0)	0-1 (0.0)	0-0 (0.0)	0-0 (0.0)	1-1 (100.0)	
Oct 1	Coastal Carolina	1-3 (33.3)	0-1 (0.0)	0-0 (0.0)	0-0 (0.0)	1-2 (50.0)	
Oct 8	Georgia State	1-2 (50.0)	0-0 (0.0)	1-1 (100.0)	0-0 (0.0)	0-1 (0.0)	
Oct 15	James Madison	1-1 (100.0)	0-0 (0.0)	0-0 (0.0)	0-0 (0.0)	1-1 (100.0)	
Oct 22	Old Dominion	1-3 (33.3)	0-0 (0.0)	0-0 (0.0)	0-1 (0.0)	1-2 (50.0)	
Nov 5	South Alabama	0-1 (0.0)	0-0 (0.0)	0-0 (0.0)	0-0 (0.0)	0-1 (0.0)	
Nov 10	Louisiana	3-5 (60.0)	1-1 (100.0)	0-0 (0.0)	1-1 (100.0)	1-3 (33.3)	
Nov 19	Marshall	0-0 (0.0)	0-0 (0.0)	0-0 (0.0)	0-0 (0.0)	0-0 (0.0)	
Nov 26	Appalachian State	1-1 (100.0)	0-0 (0.0)	0-0 (0.0)	1-1 (100.0)	0-0 (0.0)	
Dec 27	Buffalo	1-1 (100.0)	0-0 (0.0)	0-0 (0.0)	0-0 (0.0)	1-1 (100.0)	
	Georgia Southern	13-23 (56.5)	1-4 (25.0)	1-1 (100.0)	3-4 (75.0)	8-14 (57.1)	0-0 (0.0)
	Opponents	12-22 (54.5)	4-7 (57.1)	1-3 (33.3)	4-6 (66.7)	3-6 (50.0)	0-0 (0.0)

TIME OF POSSESSION

DATE	OPPONENT	OVERALL	1ST QTR	2ND QTR	3RD QTR	4TH QTR
Sept 3	Morgan State	29:45	4:55	10:36	6:20	7:54
Sept 10	Nebraska	28:04	6:55	5:24	8:46	6:59
Sept 17	UAB	25:53	5:11	7:10	3:58	9:34
Sept 24	Ball State	30:30	11:48	6:50	2:38	9:14
Oct 1	Coastal Carolina	29:02	6:02	6:46	7:11	9:03
Oct 8	Georgia State	28:15	4:57	10:58	5:06	7:14
Oct 15	James Madison	27:30	5:11	5:26	7:37	9:16
Oct 22	Old Dominion	34:33	9:15	7:19	8:11	9:48
Nov 5	South Alabama	22:56	4:57	7:26	6:43	3:50
Nov 10	Louisiana	28:36	6:09	8:15	3:53	10:19
Nov 19	Marshall	23:06	6:37	6:25	5:42	4:22
Nov 26	Appalachian State	27:27	6:59	6:36	8:02	5:50
Dec 27	Buffalo	21:54	6:08	5:59	4:24	5:23
	Georgia Southern	Total 359:52	85:04	97:31	78:31	98:46
		Avg. 27:40	6:32	7:30	6:02	7:35
	Opponents	Total 420:08	109:56	97:29	116:29	96:14
		Avg. 32:19	8:27	7:29	8:57	7:24

MISCELLANEOUS STATS

Captains	Coin Toss	Choice	GS's First Play	GS's First Possession	Opp. First Possession	Game Time	Game Length	Jerseys	Pants	Result	
MSU	Vantrease, Springer, Bradley-Glenn, Ellis	MSU	Defer	White Rush	Punt	Punt	6:02	3:39	Blue	White	W, 59-7
NU	Vantrease, Springer, Bradley-Glenn, Ellis	GS	Defer	Vantrease Pass	Touchdown	Punt	7:40	3:43	White	Blue	W, 45-42
UAB	Vantrease, Springer, Bradley-Glenn, Ellis	UAB	Defer	Vantrease Pass	Punt	Touchdown	3:34	3:36	White	Blue	L, 21-35
BALL	Vantrease, Springer, Bradley-Glenn, Ellis	GS	Receive	Vantrease Pass	Field Goal	Field Goal	6:02	3:23	Blue	White	W, 34-23
CCU	Vantrease, Springer, Bradley-Glenn, Ellis	CCU	Defer	White Rush	TO/Downs	Punt	7:02	3:39	White	Blue	L, 30-34
GAST	Vantrease, Springer, Bradley-Glenn, Ellis	GAST	Defer	Vantrease Pass	Touchdown	Touchdown	2:03	3:51	White	Blue	L, 33-41
JMU	Vantrease, Springer, Bradley-Glenn, Ellis	JMU	Defer	Vantrease Pass	Punt	Touchdown	4:02	4:04	Blue	White	W, 45-38
ODU	Vantrease, Springer, Bradley-Glenn, Ellis	ODU	Defer	White Rush	Missed FG	Missed FG	3:32	3:23	White	Blue	W, 28-23
USA	Vantrease, Springer, Bradley-Glenn, Ellis	GS	Defer	Vantrease Pass	Touchdown	Int Return	4:02	3:39	Blue	Grey	L, 31-38
LA	Vantrease, Springer, Bradley-Glenn, Ellis	LA	Defer	Vantrease Pass	Punt	Touchdown	7:33	3:32	White	White	L, 17-36
MRSH	Vantrease, Springer, Bradley-Glenn, Ellis	GS	Defer	White Rush	Punt	Touchdown	6:01	3:29	Blue	White	L, 10-23
APP	Vantrease, Springer, Bradley-Glenn, Ellis	APP	Defer	Vantrease Pass	GS Fumble	Field Goal	6:05	3:47	Blue	White	W, 51-48/2OT
BUFF	Vantrease, Springer, Bradley-Glenn, Ellis	GS	Receive	Vantrease Pass	Punt	Punt	12:02	3:32	White	Blue	L, 21-23

All game times listed in Eastern Time (ET)

25-YARD PLAYS

YARDS	TYPE	PLAYERS	OPPONENT
79*	Pass	Vantrease to Thompson	Buffalo
75*	Pass	Vantrease to Jones	James Madison
71*	Rush	White	UAB

YARDS	TYPE	PLAYERS	OPPONENT
67	Rush	Green	Georgia State
65	Pass	Vantrease to Singleton	Georgia State

YARDS	TYPE	PLAYERS	OPPONENT
55	Rush	White	Marshall
54*	Rush	White	South Alabama
53	Pass	Vantrease to Burgess Jr.	Ball State
50	PR	Jones	Coastal Carolina
50	Pass	Vantrease to Thompson	Louisiana
50	Pass	Vantrease to Thompson	Appalachian State

YARDS	TYPE	PLAYERS	OPPONENT
47*	Rush	Green	Nebraska
47*	Pass	Vantrease to Jones	Ball State
46*	Pass	Vantrease to Hood	Morgan State
44	Pass	Vantrease to Burgess Jr.	Ball State
43*	Int-Ret	K. Jackson	South Alabama
42	Pass	Vantrease to Singleton	Appalachian State
42	Pass	Vantrease to Johnson	Buffalo

YARDS	TYPE	PLAYERS	OPPONENT
38	Pass	Vantrease to Hood	James Madison
37*	Pass	Vantrease to White	James Madison
37	Pass	Vantrease to Johnson	Nebraska
37	Pass	Vantrease to Hood	Coastal Carolina
35	Pass	Vantrease to Burgess Jr.	Nebraska
34*	Pass	Vantrease to Burgess Jr.	Coastal Carolina
33	Pass	Vantrease to Singleton	James Madison
33	Pass	Vantrease to Jones	James Madison
33	Pass	Vantrease to Hood	Louisiana
33	Pass	Vantrease to Singleton	Appalachian State
32	INT	Bride	James Madison
31	Pass	Vantrease to Kenerson	Nebraska
30*	Rush	Green	Old Dominion
30	Pass	Vantrease to Mcafee	South Alabama

YARDS	TYPE	PLAYERS	OPPONENT
29	Rush	Arnold	Buffalo
29	Rush	White	Marshall
29*	Pass	Vantrease to Jones	Old Dominion
29	Pass	Vantrease to Jones	James Madison
29	Pass	Vantrease to Hood	James Madison
29	KOR	Arnold	Georgia State
28	Pass	Vantrease to Singleton	Morgan State
27*	Pass	Vantrease to Hood	Marshall
27	Pass	Vantrease to Hood	Old Dominion
27	Pass	Vantrease to Singleton	James Madison
27	Pass	Vantrease to Kenerson	Morgan State
27	Pass	Vantrease to Hood	Nebraska
26	KOR	Arnold	Old Dominion
26	Pass	Vantrease to Johnson	Buffalo
26	Pass	Vantrease to Hood	Appalachian State
26	Pass	Vantrease to Kenerson	Morgan State
26*	Rush	White	Nebraska
25	Pass	Vantrease to Jones	Coastal Carolina
25*	Pass	Vantrease to Sanders Jr.	Louisiana
25	Pass	Vantrease to Lester	Louisiana
25*	Pass	Vantrease to Archie	Appalachian State
25	KOR	Arnold	Appalachian State

* - Indicates touchdown was scored on the play

25-YARD PLAYS PER PLAYER

PLAYER	NO	TD	RUSH	PASS	KR	PR	IR	FR
Khaleb Hood	18	2	0	15	1	2	0	0
OJ Arnold	11	1	3	0	8	0	0	0
Jalen White	10	4	7	3	0	0	0	0
Amare Jones	9	4	0	8	0	1	0	0
Jeremy Singleton	8	0	0	8	0	0	0	0
Derwin Burgess Jr.	7	2	0	7	0	0	0	0
Darius Lewis	5	0	0	1	4	0	0	0
Beau Johnson	5	0	0	5	0	0	0	0
Gerald Green	4	2	4	0	0	0	0	0
Joshua Thompson	3	1	0	3	0	0	0	0
Sam Kenerson	3	0	0	3	0	0	0	0
Marcus Sanders Jr.	2	1	0	2	0	0	0	0
Ezrah Archie	2	1	0	2	0	0	0	0
Jjay Mcafee	2	0	0	2	0	0	0	0
Tyler Bride	1	0	0	0	0	0	1	0
Evan Lester	1	0	0	1	0	0	0	0
TOTAL	92	18	14	60	13	4	1	0

LONGEST PLAYS BY THE NUMBERS

PLAYS	NO	TD
100+	0	0
90-99	0	0
80-89	0	0
70-79	2	2
60-69	2	0
50-59	6	1
40-49	5	3
30-39	15	4
20-29	56	7

20+ YARD PLAYS BY TYPE	NO	TD
Rushing	13	6
Passing	56	11
Punt returns	3	0
Kick returns	13	0
Interceptions	1	0
Fumble returns	0	0
Other	0	0
TOTAL	86	17

LONGEST PLAYS OF THE YEAR

RUSHING

71 White, Jalen vs UAB (9/17/2022)

RUSHING TOUCHDOWN

71 White, Jalen vs UAB (9/17/2022)

PASSING

79 Thompson, Joshua from Vantrease, Kyle vs Buffalo (12/27/2022)

PASSING TOUCHDOWN

79 Thompson, Joshua from Vantrease, Kyle vs Buffalo (12/27/2022)

PUNT RETURN

50 Jones, Amare vs Coastal Carolina (10/1/2022)

KICK RETURN

29 Arnold, OJ vs Georgia State (10/8/2022)

INTERCEPTION RETURN

43 Jackson, Khadry vs South Alabama (11/5/2022)

FUMBLE RETURN

-

FIELD GOAL RETURN

-

PUNT

59 Beck II, Anthony vs James Madison (10/15/2022)

FIELD GOAL

46 Raynor, Alex vs Marshall (11/19/2022)



EAGLES IN THE NATIONAL RANKINGS

A look at how Georgia Southern ranked in the Sun Belt (out of 14 teams) and how the Eagles compared in the NCAA rankings (out of 131 ranked teams).

CATEGORY	STAT	FBS	SBC	INDIVIDUAL (Top 40 Only)	Stat	FBS
Scoring Offense	32.7	34	3	COMPLETIONS PER GAME		
Scoring Defense	31.6	109	12	Kyle Vantrease	28.46	2
Total Offense	465.9	19	1	PASSING YARDS PER GAME		
Total Defense	487.8	129	14	Kyle Vantrease	326.4	3
Rushing Offense	136.8	88	9	PASSING YARDS		
Rushing Defense	230.9	128	14	Kyle Vantrease	4,253	4
Passing Offense	329.2	4	1	PUNT RETURN TOUCHDOWNS		
Passing Defense	256.8	104	13	Joshua Thompson	1	6
Passing Efficiency	129.8	83	10	TOTAL OFFENSE		
Passing Efficiency Defense	132.8	76	8	Kyle Vantrease	329.0	7
Pass Completion Percentage	61.0	69	10	RECEPTIONS PER GAME		
Passing Yards per Completion	11.5	86	9	Khaleb Hood	6.7	10
Kickoff Returns	17.4	111	12	Derwin Burgess Jr.	5.8	35
Kickoff Return Defense	21.5	90	10	FIELD GOALS PERCENTAGE		
Punt Returns	9.2	45	5	Alex Raynor	90.0	13
Punt Return Defense	11.5	111	12	PASSES DEFENDED		
Passes Had Intercepted	16	123	14	Derrick Canteen	1.2	18
Passes Intercepted	11	47	8	PASSING TOUCHDOWNS		
Net Punting	35.9	115	11	Kyle Vantrease	27	17
Sacks By	1.5	111	14	TOTAL POINT SCORED		
Sacks Allowed	0.5	2	1	Alex Raynor	103	28
Tackles for Loss	4.1	127	14	POINTS RESPONSIBLE FOR		
Tackles for Loss Allowed	3.5	2	1	Kyle Vantrease	182	29
First Downs Offense	327	13	1	FIELD GOALS PER GAME		
First Downs Defense	318	128	14	Alex Raynor	1.4	30
3rd Down Conversion Percentage	47.2	13	1	SCORING		
Opponent 3rd Down Conversion Percentage	43.0	110	14	Alex Raynor	7.9	33
4th Down Conversion Percentage	56.5	40	6	POINTS RESPONSIBLE FOR PER GAME		
Opponent 4th Down Conversion Percentage	52.2	73	10	Kyle Vantrease	14.0	35
Penalties per Game (fewest)	5.1	29	3	TOTAL TACKLES		
Penalty Yards per Game (fewest)	45.8	34	4	Marques Watson-Trent	8.8	36
Time of Possession	27:41	116	13	RUSHING YARDS PER CARRY		
Turnovers Gained	16	85	12	Jalen White	5.6	38
Turnovers Lost	21	95	12	RECEIVING YARDS		
Turnover Margin	-0.38	100	13	Khaleb Hood	925	40
Fumbles Recovered	5	107	12			
Fumbles Lost	5	19	3			
Red Zone Offense	90.4	15	3			
Red Zone Defense	75.8	15	2			
Blocked Kicks	1	72	7			
Blocked Kicks Allowed	2	75	3			

GAME 1 • SEPT. 3, 2022 • ALLEN E. PAULSON STADIUM • STATESBORO, GA.

MORGAN STATE GEORGIA SOUTHERN

7
59

SCORING SUMMARY	1	2	3	4	F
BEARS (0-1)	0	7	0	0	7
EAGLES (1-0)	0	17	14	28	59

ATTENDANCE • 15,183

STATESBORO - Kyle Vantrease threw for 367 yards and tied the school record with four touchdown passes as Georgia Southern opened the Clay Helton era and the 2022 season with a 59-7 victory over Morgan State in Paulson Stadium.

Vantrease completed 29 of 46 passes to 10 different receivers. Sam Kenerson caught seven balls for 99 yards, Khaleb Hood had six receptions for 88 yards and a score and Jeremy Singleton finished with five catches for 60 yards and a touchdown. Todd Bradley-Glenn led the Eagle defense with seven tackles, including one for loss, while Isaac Walker, Tyler Bride and Jalen Denton each intercepted a pass.

Vantrease became the first Eagle to throw for 300-plus yards since Lee Chapple threw for 323 on Nov. 15, 2008, at Furman, and his total ranks as the fourth most in a game in school history. Vantrease also set the record for passing yards in a season opener and for passing yards in a first career start at Georgia Southern, and his four TD passes is the most for an Eagle since Chaz Williams had four Oct. 2, 2004, at Elon. His 46 pass attempts is the third most in a game.

Helton became the 10th Georgia Southern head coach (full-time or interim) in the modern era to win his first game as the head man of the Eagles.

SCORING SUMMARY

GS	12:20 re 2nd - Arnold 4 pass from Vantrease (Raynor kick)
MSU	9:42 re 2nd - Toles 50 interception return (Leary kick)
GS	5:33 re 2nd - FG Raynor 20
GS	1:28 re 2nd - Burgess Jr. 12 pass from Vantrease (Raynor kick)
GS	10:11 re 3rd - Hood 46 pass from Vantrease (Raynor kick)
GS	4:52 re 3rd - White 5 run (Raynor kick)
GS	13:41 re 4th - White 8 run (Raynor kick)
GS	12:47 re 4th - Singleton 8 pass from Vantrease (Raynor kick)
GS	9:06 re 4th - Green 8 run (Raynor kick)
GS	6:43 re 4th - Arnold 23 run (Raynor kick)

TEAM STATISTICS

	MSU	GS
First downs	12	26
Rushing yds.	32-172	32-137
Passing yds.	78	367
Passes	10-27-3	29-46-1
Total Offense	250	504
Punts-avg.	8-36.8	5-40.2
Fumbles-lost	1-1	0-0
Penalties-yds.	7-59	3-34
Time of poss.	30:15	29:45
Sacks by	0-0	1-6

INDIVIDUAL TOTALS

RUSHING — MSU, Graham 14-106, Johnson 8-36, Harvin 7-31, Taylor 1-4, Baker 2-(-5); GS, Arnold 6-45, Green 12-44, White 10-35, Dixon II 2-6, Vantrease 1-4, Gigselske 1-3.

PASSING — MSU, Baker 10-21-178, Taylor 0-6-2-0; GS, Vantrease 29-46-1-367.

RECEIVING — MSU, Alfonzo 3-29, Wilkins 2-23, Johnson 2-4, Owumi 1-13, Wright 1-5, Jones 1-4; GS, Kenerson 7-99, Hood 6-88, Singleton 5-60, Burgess Jr. 4-33, McAfee 2-32, Johnson 1-20, Jones 1-14, Lewis 1-9, Sanders Jr. 1-8, Arnold 1-4.

GAME 2 • SEPT. 10, 2022 • MEMORIAL STADIUM • LINCOLN, NEB.

GEORGIA SOUTHERN NEBRASKA

45
42

SCORING SUMMARY	1	2	3	4	F
EAGLES (2-0)	14	14	7	10	45
CORNHUSKERS (1-2)	7	21	7	7	42

ATTENDANCE • 86,862

LINCOLN, Neb. - Quarterback Kyle Vantrease ran for the go-ahead touchdown with 36 seconds left and a game-tying, 52-yard field goal as time expired went wide left as Georgia Southern outlasted Nebraska, 45-42, to pick up its second win over a Power 5 program in school history at Memorial Stadium.

Vantrease completed 37-of-56 passes for 409 yards and a touchdown, and ran for the game-winning 8-yard score. Derwin Burgess Jr. notched a Georgia Southern single-game record 12 catches for 119 yards. Gerald Green rushed for 132 yards and two touchdowns on just 10 carries, while Jalen White rushed for 87 yards and two touchdowns. Marques Trent-Watson recorded a team-high 10 tackles, including seven solo, while Justin Ellis had five tackles, including a sack and a tackle for loss.

The game featured five ties, five lead changes and 1,217 yards of total offense between the two teams. Vantrease became the first Eagle to throw for 300-plus yards in consecutive games in school history. He threw for 367 yards in the season opener vs. Morgan State.

White recorded his third career two-touchdown game, while Green notched his second multiple-touchdown game.

SCORING SUMMARY

GS	(8:02 re 1st) - White 2 run (Raynor kick)
UNL	(4:17 re 1st) - Thompson 8 run (Bleekrode kick)
GS	(2:21 re 1st) - White 26 run (Raynor kick)
UNL	(13:40 re 2nd) - Belt 21 pass from Thompson (Bleekrode kick)
UNL	(8:25 re 2nd) - Grant 4 run (Bleekrode kick)
GS	(7:27 re 2nd) - Green 1 run (Raynor kick)
GS	(4:00 re 2nd) - Green 47 run (Raynor kick)
UNL	(1:50 re 2nd) - Thompson 2 run (Bleekrode kick)
GS	(12:12 re 3rd) - Jones 10 pass from Vantrease (Raynor kick)
UNL	(3:18 re 3rd) - Allen 7 run (Bleekrode kick)
GS	(14:42 re 4th) - FG Raynor 19
UNL	(3:05 re 4th) - Thompson 1 run (Bleekrode kick)
GS	(0:36 re 4th) - Vantrease 8 run (Raynor kick)

TEAM STATISTICS

	GS	UNL
First downs	34	33
Rushing yds.	30-233	47-257
Passing yds.	409	318
Passes	37-56-2	23-34-0
Total Offense	642	575
Punts-avg.	1-38.0	4-50.5
Fumbles-lost	0-0	0-0
Penalties-yds.	3-15	10-77
Time of poss.	28:04	31:56
Sacks by	2-11	0-0

INDIVIDUAL TOTALS

RUSHING — GS, Green 10-132, White 17-85, Hood 1-9, Vantrease 2-7; UNL, Grant 27-138, Allen 8-76, Thompson 10-31, Smothers 1-10, Ervin Jr. 1-2.

PASSING — GS, Vantrease 37-56-2-409; UNL, Thompson 23-34-0-318.

RECEIVING — GS, Burgess Jr. 12-119, Singleton 9-89, Hood 6-82, Jones 3-21, White 3-20, Johnson 2-42, Kenerson 1-31, McAfee 1-5; UNL, Washington 6-123, Palmer 6-81, Brown 3-28, Martin 2-36, Belt 2-24, Liewer 1-13, Manning 1-8, Brewington 1-(-4).

GAME 3 • SEPT. 17, 2022 • PROTECTIVE STADIUM • BIRMINGHAM, ALA.

GEORGIA SOUTHERN UAB

21 35

SCORING SUMMARY	1	2	3	4	F
EAGLES (2-1)	0	7	7	7	21
BLAZERS (2-1)	7	14	0	14	35

ATTENDANCE • 24,302

BIRMINGHAM, Ala. - DeWayne McBride ran 28 times for a career-high 223 yards and four touchdowns to lead UAB to a 35-21 non-conference football win over Georgia Southern in Protective Stadium.

Jalen White rushed for 116 yards and two touchdowns and caught two balls for 40 yards. Gerald Green ran for 46 yards, and Derwin Burgess Jr. caught four passes for 48 yards and a touchdown. OJ Arnold ran for 28 yards and caught four passes for 29 yards, and Wylan Free led the defense with eight tackles.

Georgia Southern fell behind 21-0 early but battled back and cut the margin to 21-14 on White's 71-yard scoring run and to 28-21 on a 1-yard run by White with 9:54 remaining. The Eagle defense forced the Blazers to go 3-and-out on their next possession, but Tyler Taylor picked off a Kyle Vantrease pass at midfield and brought it back 16 yards to the GS 33-yard line with 6:50 to go.

Khaleb Hood had 38 yards receiving to become the ninth Eagle to record over 1,000 career receiving yards. McBride's rushing total was the fourth most rushing yards for an opponent in school history. The Eagles outgained UAB 418-413, but the Blazers won the turnover battle 3-0.

SCORING SUMMARY

UAB	5:19 re 1st - McBride 1 run (Quinn kick)
UAB	12:51 re 2nd - McDonald 5 pass from Hopkins (Quinn kick)
UAB	9:57 re 2nd - McBride 31 run (Quinn kick)
GS	5:43 re 2nd - Burgess Jr. 6 pass from Vantrease (Raynor kick)
GS	3:12 re 3rd - White 71 run (Raynor kick)
UAB	14:54 re 4th - McBride 27 run (Burkhardt kick)
GS	9:54 re 4th - White 1 run (Raynor kick)
UAB	4:46 re 4th - McBride 4 run (Burkhardt kick)

TEAM STATISTICS

	GS	UAB
First downs	23	21
Rushing yds.	33-214	43-288
Passing yds.	204	125
Passes	24-50-3	12-20-0
Total Offense	418	413
Punts-avg.	4-47.2	4-47.0
Fumbles-lost	0-0	0-0
Penalties-yds.	4-42	7-68
Time of poss.	25:53	54:07
Sacks by	0-0	0-0

INDIVIDUAL TOTALS

RUSHING — GS, White 14-116, Green 9-48, Arnold 6-28, Vantrease 4-24; UAB, McBride 28-223, Brown Jr. 11-42, Hopkins 2-21, Witherspoon 1-3, Team 1-(-1).

PASSING — GS, Vantrease 24-50-3-204; UAB, Hopkins 12-29-0-125, Davis 0-1-0-0.

RECEIVING — GS, Hood 7-38, Burgess Jr. 4-48, Singleton 4-35, Arnold 4-29, White 2-40, McAfee 1-7, Jones 1-5, Lewis 1-2; UAB, Jones 3-20, Paler 2-33, Boykin 2-15, Brown Jr. 2-15, McDonald 2-6, Davis 1-36.

GAME 4 • SEPT. 24, 2022 • ALLEN E. PAULSON STADIUM • STATESBORO, GA.

BALL STATE GEORGIA SOUTHERN

23 34

SCORING SUMMARY	1	2	3	4	F
CARDINALS (1-3)	3	7	10	3	23
EAGLES (3-1)	3	10	7	14	34

ATTENDANCE • 18,434

STATESBORO - Jjay McAfee scored the go-ahead touchdown midway through the fourth quarter, and Kyle Vantrease hooked up with Amare Jones for a 47-yard touchdown pass with 1:40 remaining to seal the deal as Georgia Southern topped Ball State 34-23 in Paulson Stadium.

Derwin Burgess Jr. finished with 133 receiving yards on five catches, and Jones collected 94 yards on seven receptions along with the big touchdown. Vantrease finished with 310 passing yards to go along with two touchdowns and no interceptions. Jalen White ran for 69 yards, and Gerald Green rushed for 38 yards and a touchdown. Four Eagles had 10 tackles with Derrick Canteen tallying nine solo stops, a tackle for loss and two pass breakups.

Trailing 23-20, the Eagles scored the final 14 points to pull away late in the contest. After Jones' big touchdown catch, Ball State drove down to the Eagle 27-yard line on its ensuing possession, but Justin Birdsong picked off a John Paddock pass at the 1-yard line with 1:01 left to effectively end the contest.

It was the first football meeting between Ball State and Georgia Southern. Georgia Southern improved to 31-9 on Homecoming in the modern era. Georgia Southern now boasts a 126-17 all-time record at Paulson Stadium in non-conference contests.

SCORING SUMMARY

GS	7:09 re 1st - FG Raynor 25
BSU	4:11 re 1st - FG VonGunten 22
GS	13:15 re 2nd - FG Raynor 43
GS	5:29 re 2nd - Green 6 run (Raynor kick)
BSU	1:54 re 2nd - Koziol 9 pass from Paddock (VonGunten kick)
BSU	8:56 re 3rd - FG VonGunten 27
GS	7:10 re 3rd - Vantrease 4 run (Raynor kick)
BSU	3:19 re 3rd - Jackson 19 pass from Paddock (VonGunten kick)
BSU	12:39 re 4th - FG VonGunten 25
GS	7:04 re 4th - McAfee 7 pass from Vantrease (Raynor kick)
GS	1:40 re 4th - Jones 47 pass from Vantrease (Raynor kick)

TEAM STATISTICS

	BSU	GS
First downs	25	26
Rushing yds.	33-143	38-164
Passing yds.	338	310
Passes	33-47-1	26-40-0
Total Offense	496	474
Punts-avg.	5-42.4	3-45.7
Fumbles-lost	0-0	1-0
Penalties-yds.	7-95	4-35
Time of poss.	29:30	30:30
Sacks by	1-1	0-0

INDIVIDUAL TOTALS

RUSHING — BSU, Steele 22-104, Jackson 1-20, Pemberton 5-17, Paddock 2-3, Jones 3-(-1); GS, White 15-69, Green 9-38, Arnold 7-38, Vantrease 5-15, Lewis 1-6, Team 1-(-2).

PASSING — BSU, Paddock 33-47-1-338; GS, Vantrease 26-39-0-310, Arnold 0-1-0-0.

RECEIVING — BSU, Jackson 10-122, Tyler 9-65, Hunt 4-49, Abdur-Rahman 4-47, Koziol 4-41, Steele 1-8, Presley 1-6; GS, Jones 7-94, Burgess Jr. 5-133, Hood 4-39, Singleton 3-11, White 2-9, McAfee 2-3, Johnson 1-15, Sanders Jr. 1-4, Arnold 1-2.

GAME 5 • OCT. 1, 2022 • BROOKS STADIUM • CONWAY, S.C.

GEORGIA SOUTHERN COASTAL CAROLINA

30
34

SCORING SUMMARY	1	2	3	4	F
EAGLES (3-2, 0-1)	0	7	10	13	30
CHANTICLEERS (5-0, 2-0)	7	0	7	20	34

ATTENDANCE • 19,139

CONWAY, S.C. - CJ Beasley took the handoff, darted up the middle and hurdled an Eagle on his to a 24-yard touchdown run with 38 seconds left to lift Coastal Carolina to a 34-30 Sun Belt Conference football win over Georgia Southern in Brooks Stadium. It was the third lead change in the final 5:55 of the game. The Eagles had taken a 30-28 advantage on an Alex Raynor 20-yard field goal with 2:05 remaining.

Raynor was 3 for 3 on field goals in the contest, and Jalen White rushed 18 times for 145 yards and a touchdown. Kyle Vantrease finished with 284 passing yards and two touchdowns, and Derwin Burgess Jr. caught seven passes for 68 yards and a touchdown. Jeremy Singleton had six receptions for 48 yards and a touchdown, Amare Jones caught five passes for 65 yards and Khaleb Hood had four grabs for 62 yards. Wylan Free led the defense with 10 tackles, and Anthony Wilson finished with 10 stops and a pass breakup.

With the Eagles leading 17-14 and facing 4th-and-1 from the Coastal Carolina 18-yard line, White took the pitch around the right side and put on a burst of speed on his way to the end zone to give the Eagles a 10-point cushion early in the fourth quarter. The teams combined to score 36 points in the final 16:05 of the contest and combined for 947 yards of offense.

SCORING SUMMARY

CCU	0:58 re 1st - McCall 4 run (Hensley kick)
GS	12:31 re 2nd - Burgess Jr. 34 pass from Vantrease (Raynor kick)
GS	11:09 re 3rd - Singleton 4 pass from Vantrease (Raynor kick)
CCU	6:51 re 3rd - Gravette 27 pass from McCall (Hensley kick)
GS	1:05 re 3rd - FG Raynor 45
GS	12:09 re 4th - White 18 run (Raynor kick)
CCU	10:10 re 4th - Roberts 36 pass from McCall (Hensley kick)
GS	7:56 re 4th - FG Raynor 30
CCU	5:55 re 4th - Brown 61 pass from McCall (Hensley kick)
GS	2:05 re 4th - FG Raynor 20
CCU	0:38 re 4th - Beasley 24 run (McCall pass failed)

TEAM STATISTICS

	GS	CCU
First downs	24	23
Rushing yds.	31-178	31-150
Passing yds.	284	335
Passes	26-43-1	23-34-0
Total Offense	462	485
Punts-avg.	3-44.3	4-36.2
Fumbles-lost	0-0	1-1
Penalties-yds.	6-60	4-28
Time of poss.	29:02	20:58
Sacks by	2-14	1-7

INDIVIDUAL TOTALS

RUSHING — GS, White 18-145, Green 10-30, Burgess Jr. 2-10, Vantrease 1(-7); CCU, Beasley 12-64, Balthazar 6-47, McCall 10-34, Brown 2-11, Team 1(-6).

PASSING — GS, Vantrease 26-43-1-284; CCU, McCall 23-34-0-335.

RECEIVING — GS, Burgess Jr. 7-68, Singleton 6-48, Jones 5-65, Hood 4-62, Sanders Jr. 1-15, Lewis 1-13, White 1-10, Green 1-3; CCU, Pinckney 6-41, Brown 5-139, Gravette 4-57, Mobley 4-42, Roberts 2-41, Beasley 2-15.

GAME 6 • OCT. 8, 2022 • CENTER PARC STADIUM • ATLANTA, GA.

GEORGIA SOUTHERN GEORGIA STATE

33
41

SCORING SUMMARY	1	2	3	4	F
EAGLES (3-3, 0-2)	7	10	13	3	33
PANTHERS (2-4, 1-1)	13	14	7	7	41

ATTENDANCE • 20,109

ATLANTA - Jamyest Williams ran for 129 yards and a touchdown, and Tucker Gregg rushed for 115 yards and two scores to lead Georgia State to a 41-33 Sun Belt football victory over Georgia Southern at Center Parc Stadium.

Jeremy Singleton caught six passes for 102 yards, and Khaleb Hood finished with 11 receptions for 122 yards and a touchdown. Jalen White rushed for 70 yards and a touchdown, and Kyle Vantrease passed for 359 yards and three touchdowns but threw four interceptions.

Trailing by eight points, the Eagles got the ball back with 3:04 to play, but Hood had it stripped trying to pick up extra yards after a completion, and the Panthers recovered the fumble. State drove down to the Southern 25-yard line while the Eagles spent all three timeouts, and the Panthers converted a 4th-and-1 to seal the win.

With the Eagles trailing 34-24 late in the third quarter, Marc Stampley II picked off a Darren Grainger pass to set GS up at the State 42-yard line. White rushed twice for 16 yards before Vantrease hit Amare Jones with a 24-yard touchdown pass.

The Eagles committed five turnovers on the day (four interceptions, fumble) and were outrushed in the contest 335-92. It was State's third straight victory over Southern.

SCORING SUMMARY

GS	13:42 re 1st - White 4 run (Raynor kick)
GAST	11:27 re 1st - Lewis 14 pass from Grainger (Hayes kick)
GAST	4:00 re 1st - FG Hayes 23
GAST	0:52 re 1st - FG Hayes 41
GS	12:44 re 2nd - FG Raynor 35
GAST	10:02 re 2nd - Williams 6 run (Hayes kick)
GAST	3:34 re 2nd - Thrash 53 pass from Grainger (Hayes kick)
GS	0:53 re 2nd - Burgess Jr. 1 pass from Vantrease (Raynor kick)
GAST	10:10 re 3rd - Gregg 3 run (Hayes kick)
GS	7:29 re 3rd - Hood 15 pass from Vantrease (Raynor kick)
GS	2:22 re 3rd - Jones 24 pass from Vantrease (Raynor kick blocked)
GAST	13:04 re 4th - Gregg 33 run (Hayes kick)
GS	8:26 re 4th - FG Raynor 25

TEAM STATISTICS

	GS	GAST
First downs	26	26
Rushing yds.	28-91	54-335
Passing yds.	360	186
Passes	30-49-4	16-25-1
Total Offense	451	521
Punts-avg.	2-42.0	4-35.8
Fumbles-lost	2-1	1-0
Penalties-yds.	7-60	10-108
Time of poss.	28:15	31:45
Sacks by	2-6	0-0

INDIVIDUAL TOTALS

RUSHING — GS, White 17-70, Green 7-26, Arnold 1-4, Stampley II 1-3, Vantrease 1(-2), Jones 1(-2), Singleton 0(-8); GAST, Williams 16-129, Gregg 22-111, Grainger 12-70, Carroll 2-28, Team 2(-3).

PASSING — GS, Vantrease 30-49-4-360; GAST, Grainger 16-25-1-186.

RECEIVING — GS, Hood 11-122, Singleton 6-102, Jones 6-66, Burgess Jr. 5-52, White 2-18; GAST, Thrash 5-75, Credle 4-24, Lewis 3-45, T. Williams 2-32, Green 1-8, J. Williams 1-2.

GAME 7 • OCT. 15, 2022 • ALLEN E. PAULSON STADIUM • STATESBORO, GA.

#25 JAMES MADISON 38

GEORGIA SOUTHERN 45

SCORING SUMMARY	1	2	3	4	F
DUKES (5-1, 3-1)	7	10	7	14	38
EAGLES (4-3, 1-2)	0	14	17	14	45

ATTENDANCE • 18,738

STATESBORO - Kyle Vantrease connected with Derwin Burgess Jr. for a 22-yard touchdown pass down the sideline with 1:10 remaining, and Anthony Wilson sealed the win with an interception as Georgia Southern topped No. 25 James Madison 45-38 in Sun Belt football at Allen E. Paulson Stadium.

The Eagles went for two points after the Burgess Jr. touchdown, and Jalen White ran it in for the seven-point lead. Todd Centeio, who finished the game with 468 passing yards and five total touchdowns, drove the Dukes into GS territory, but Wilson picked off his pass over the middle at the Eagle 19-yard line, took a few steps and then took a knee to give the Eagles the ball back with 18 seconds to go. It was the fourth turnover of the game and the Eagles also blocked a punt for a touchdown.

Vantrease finished the game with a school-record 578 passing yards and four touchdowns, and the fifth-year senior kept the Eagles' final scoring drive alive with a 14-yard pass to Khaleb Hood on 4th-and-10 from the James Madison 47-yard line.

Amare Jones caught seven passes for a career-high 164 yards and two touchdowns, and Hood finished with eight catches for 131 yards. Jeremy Singleton caught seven passes for 108 yards as the Eagles had three receivers with 100 yards in a game for the first time in school history.

GAME 8 • OCT. 22, 2022 • S.B. BALLARD STADIUM • NORFOLK, VA.

GEORGIA SOUTHERN 28

OLD DOMINION 23

SCORING SUMMARY	1	2	3	4	F
EAGLES (5-3, 2-2)	7	7	7	7	28
MONARCHS (3-4, 2-1)	3	0	13	7	23

ATTENDANCE • 20,162

NORFOLK, Va. - Jalen White ran for 138 yards and a touchdown, and the Eagle defense came up with a big sack late in the contest as Georgia Southern topped Old Dominion 28-23 in Sun Belt football action in Ballard Stadium.

Georgia Southern led by five points and milked the clock for 4:42 on its final possession of the game before turning the ball over on downs at the Old Dominion 29-yard line with 32 seconds left. With the Monarchs out of timeouts, quarterback Hayden Wolff dropped back to pass, but LJ McCloud and Jalen Jackson sacked him for a 4-yard loss as the clock continued to tick. The Monarchs spiked the ball to stop the clock, threw an incomplection to set up 4th-and-long and Wylan Free tacked Blake Watson well short of the marker to seal the win.

White averaged 4.6 yards a carry on 30 runs and scored a touchdown, while Gerald Green rushed 12 times for 91 yards and two scores. Kyle Vantrease completed 22 of 27 passes for 192 yards and a TD, and Amare Jones caught five passes for 54 yards, including a 29-yard touchdown reception. Free led the Eagles with 10 tackles, and Anthony Wilson made nine stops.

Old Dominion finished the game 3 for 5 in the red zone, missed two field goals and was just 2 for 11 on third downs. The Eagles scored touchdowns on both of its trips into the red zone.

SCORING SUMMARY

JMU	9:33 re 1st - Centeio 17 run (Wise kick)
JMU	14:55 re 2nd - Centeio 13 run (Wise kick)
GS	12:48 re 2nd - Jones 13 pass from Vantrease (Raynor kick)
GS	10:58 re 2nd - Thompson, J O punt return (Raynor kick)
JMU	7:33 re 2nd - FG Wise 26
JMU	14:00 re 3rd - Centeio 10 run (Wise kick)
GS	13:48 re 3rd - Jones 75 pass from Vantrease (Raynor kick)
GS	5:39 re 3rd - FG Raynor 20
GS	1:59 re 3rd - White 37 pass from Vantrease (Raynor kick)
GS	14:52 re 4th - FG Raynor 41
JMU	6:24 re 4th - Brown 28 pass from Centeio (Wise kick)
GS	3:53 re 4th - FG Raynor 24
JMU	2:28 re 4th - Greene Jr. 25 pass from Centeio (Wise kick)
GS	1:10 re 4th - Burgess Jr. 22 pass from Vantrease (White run)

TEAM STATISTICS

	JMU	GS
First downs	31	29
Rushing yds.	40-207	16-12
Passing yds.	468	578
Passes	28-48-3	38-64-1
Total Offense	675	590
Punts-avg.	4-33.5	6-45.8
Fumbles-lost	1-1	0-0
Penalties-yds.	10-54	7-75
Time of poss.	32:30	27:30
Sacks by	0-0	3-17

INDIVIDUAL TOTALS

RUSHING — JMU, Agyei-Obese 18-106, Palmer 10-57, Centeio 12-44; GS, White 11-20, Team 1(-1), Vantrease 1(-2), Arnold 1(-2), Green 2(-3).

PASSING — JMU, Centeio 28-48-468-3; GS, Vantrease 38-64-1-578.

RECEIVING — JMU, Brown 8-136, Thornton 5-126, Ravenel 4-75, Greene Jr. 4-74, Painter 2-24, Horton 2-14, Agyei-Obese 2-11, Palmer 1-8; GS, Hood 8-131, Jones 7-164, Singleton 7-108, Burgess Jr. 7-84, White 6-64, Sanders Jr. 3-27.

SCORING SUMMARY

ODU	2:59 re 1st - FG Sanchez 44
GS	0:10 re 1st - Jones 29 pass from Vantrease (Raynor kick)
GS	0:17 re 2nd - White 4 run (Raynor kick)
ODU	13:34 re 3rd - Jennings 22 pass from Wolff (Sanchez kick)
GS	9:46 re 3rd - Green 30 run (Raynor kick)
ODU	2:27 re 3rd - FG Sanchez 35
ODU	0:51 re 3rd - FG Sanchez 33
GS	10:00 re 4th - Green 3 run (Raynor kick)
ODU	5:19 re 4th - Watson 2 run (Sanchez kick)

TEAM STATISTICS

	GS	ODU
First downs	25	18
Rushing yds.	50-223	22-133
Passing yds.	192	313
Passes	22-27-0	23-43-0
Total Offense	415	446
Punts-avg.	3-39.0	1-51.0
Fumbles-lost	2-0	0-0
Penalties-yds.	3-25	5-45
Time of poss.	34:33	25:27
Sacks by	1-4	0-0

INDIVIDUAL TOTALS

RUSHING — GS, White 30-138, Green 12-91, Vantrease 4-(3), Arnold 1-(3), Team 1(-3), Beck II 1(-9); ODU, Watson 16-108, Wicks 3-13, Wolff 2-7, Mack Jr. 1-5.

PASSING — GS, Vantrease 22-27-0-192; ODU, Wolff 23-40-0-313, Mack Jr. 0-2-0-0, Team 0-1-0-0.

RECEIVING — GS, Hood 7-47, Singleton 6-44, Jones 5-54, White 2-22, Mcafee 1-16, Burgess Jr. 1-9; ODU, Jennings 9-130, Harvey 4-456, Spencer 3-33, Granger 2-46, Wicks 2-28, Paige 2-15, Watson 1-5.

GAME 9 • NOV. 5, 2022 • ALLEN E. PAULSON STADIUM • STATESBORO, GA.

SOUTH ALABAMA 38

GEORGIA SOUTHERN 31

SCORING SUMMARY	1	2	3	4	F
JAGUARS (7-2, 4-1)	7	10	7	14	38
EAGLES (5-4, 2-3)	21	3	7	0	31

ATTENDANCE • 17,084

STATESBORO - La'Damian Webb rushed 35 times for a career-high 247 yards and four touchdowns, and South Alabama allowed just seven points and -10 yards rushing in the second half as the Jags rallied for a 38-31 Sun Belt football victory over Georgia Southern in Allen E. Paulson Stadium.

Webb carried six times for 73 yards on the decisive drive, and his 9-yard touchdown run with 5:50 remaining gave the Jags their first lead of the game and proved to be the game winner.

Vantrease threw for 278 yards and a touchdown, and Derwin Burgess Jr. caught eight passes for 96 yards and a score. Khaleb Hood had seven receptions for 76 yards, and Jalen White ran 10 times for 65 yards and a touchdown.

South Alabama overcome a 14-point second-half deficit, and the Jags scored touchdowns on three straight possessions to take their first lead of the game. Georgia Southern led 24-17 at halftime and used a methodical drive to open a 31-17 lead on a 7-yard touchdown pass from Vantrease to Jjay McAfee midway through the third quarter.

The Eagles got off to a great start. On the second play from scrimmage, Khadry Jackson tipped a Bradley pass up in the air to himself, beat Bradley to the edge and had nothing but green turf in front of him. The 43-yard interception return for touchdown was the Eagles' first in over a year.

SCORING SUMMARY

GS	11:31 re 1st - Jackson, K. 34 interception return (Raynor kick)
GS	9:20 re 1st - White 54 run (Raynor kick)
USA	6:56 re 1st - Wayne 10 pass from Bradley (Guajardo kick)
GS	3:24 re 1st - Burgess Jr. 16 pass from Vantrease (Raynor kick)
USA	14:56 re 2nd - Webb 1 run (Guajardo kick)
GS	10:17 re 2nd - FG Raynor 22
USA	3:23 re 2nd - FG Guajardo 29
GS	8:45 re 3rd - McAfee 7 pass from Vantrease (Raynor kick)
US	3:00 re 3rd - Webb 5 run (Guajardo kick)
USA	11:46 re 4th - Webb 5 run (Guajardo kick)
USA	5:50 re 4th - Webb 9 run (Guajardo kick)

TEAM STATISTICS

	USA	GS
First downs	29	21
Rushing yds.	56-321	18-88
Passing yds.	193	278
Passes	16-27-2	26-45-1
Total Offense	514	366
Punts-avg.	3-45.7	5-47.6
Fumbles-lost	2-1	0-0
Penalties-yds.	13-118	7-60
Time of poss.	37:04	22:56
Sacks by	1-7	4-27

INDIVIDUAL TOTALS

RUSHING — USA, Webb 35-247, McReynolds 6-42, Justice 1-30, Wells 3-18, Lee 1-5, Team 3-(-6), Bradley 7-(-15); GS, White 10-65, Green 5-27, Vantrease 3-(-4).

PASSING — USA, Bradley 16-27-2-193; GS, Vantrease 26-45-1-278.

RECEIVING — USA, Lacy 3-33, Wayne 3-28, Thomas-Jones 3-17, Voisin 2-42, Sefcik 2-31, Wells 2-26, McReynolds 1-16; GS, Burgess Jr. 8-96, Hood 7-76, Cobb 3-29, McAfee 2-37, Sanders Jr. 2-19, Singleton 2-11, White 1-6, Archie 1-4.

GAME 10 • NOV. 10, 2022 • CAJUN FIELD • LAFAYETTE, LA.

GEORGIA SOUTHERN 17

LOUISIANA 36

SCORING SUMMARY	1	2	3	4	F
EAGLES (5-5, 2-4)	0	7	7	3	17
RAGIN' CAJUNS (5-5, 3-4)	7	20	3	6	35

ATTENDANCE • 11,512

LAFAYETTE, La. - Louisiana scored 20 unanswered points in the first half to collect a 36-17 Sun Belt Conference football victory over visiting Georgia Southern on a Thursday evening at Cajun Field in Lafayette.

Khaleb Hood recorded six receptions for 68 yards, including 34 yards after the catch. Derwin Burgess Jr. notched five catches for a team-high 75 yards and a score. Kyle Vantrease was 28-for-49 passing for 325 yards and a touchdown. Derrick Canteen notched eight tackles, including four solo, and recorded his first interception of the season. Justin Ellis recorded seven tackles, including a sack and two tackles for a loss.

The Eagles fell behind 7-0 on the Ragin' Cajuns first drive, but used a trick play to draw even. Running back O.J. Arnold completed a halfback pass to Burgess Jr. for a 32-yard touchdown with 13:43 left in the second quarter to make the score 7-7. Louisiana would score the next 20 points to end the first half, getting a field goal as time expired to take a 27-7 lead into the break.

Hood finished the game with six receptions, breaking the single-season and career receptions records at Georgia Southern. This was the sixth 300+ yard passing game for Vantrease. In all previous seasons, Georgia Southern QBs accounted for five 300+ yard passing games total.

SCORING SUMMARY

UL	10:52 re 1st - Stephens 28 pass from Wooldridge (Almendares kick)
GS	13:43 re 2nd - Arnold 32 pass from Arnold (Raynor kick)
UL	12:28 re 2nd - Bernard 18 pass from Wooldridge (Almendares kick)
UL	10:45 re 2nd - Jefferson 28 pass from Wooldridge (Almendares kick)
UL	3:34 re 2nd - FG Almendares 48
UL	0:00 re 2nd - FG Almendares 34
UL	10:01 re 3rd - FG Almendares 27
GS	4:25 re 3rd - Sanders Jr. 25 pass from Vantrease (Raynor kick)
UL	14:09 re 4th - FG Almendares 42
GS	11:59 re 4th - FG Raynor 39
GS	10:13 re 4th - FG Almendares 40

TEAM STATISTICS

	GS	UL
First downs	24	22
Rushing yds.	25-72	39-242
Passing yds.	358	193
Passes	30-53-0	17-32-1
Total Offense	430	435
Punts-avg.	5-43.0	2-49.0
Fumbles-lost	1-1	1-0
Penalties-yds.	7-50	4-25
Time of poss.	28:36	31:24
Sacks by	1-3	2-23

INDIVIDUAL TOTALS

RUSHING — GS, Green 10-44, White 7-28, Arnold 4-23, Cigelske 1-(-1), Hood 1-(-6), Vantrease 2-(-16); UL, Smith 17-80, Washington 5-74, Williams 10-51, Wooldridge 6-38, Team 1-(-1).

PASSING — GS, Vantrease 28-49-0-325, Cigelske 1-3-0-1, Arnold 1-1-0-32; UL, Wooldridge 17-31-1-193, LeGendre 0-1-0-0.

RECEIVING — GS, Hood 6-68, Burgess Jr. 5-75, Sanders Jr. 4-46, McAfee 4-41, Cobb 3-27, Green 2-10, White 2-6, Thompson 1-50, Lester 1-25, Arnold 1-9, Lewis 1-1; UL, LeBlanc 4-40, Jefferson 3-53, Lumpkin 2-12, Stephens 1-28, Bernard 1-18, Migl 1-16, Rogers Jr. 1-6, Smith 1-6, Johnson 1-6, Washington 1-5, Fleming 1-3.

GAME 11 • NOV. 19, 2022 • ALLEN E. PAULSON STADIUM • STATESBORO, GA.

MARSHALL GEORGIA SOUTHERN

23
10

SCORING SUMMARY	1	2	3	4	F
THUNDERING HERD (7-4, 4-3)	6	14	3	0	23
EAGLES (5-6, 2-5)	3	7	0	0	10

ATTENDANCE • 16,153

STATESBORO - Cam Fancher threw for 274 yards and a pair of scores while running for 63 yards and another touchdown to lead Marshall to a 23-10 Sun Belt Conference football victory over host Georgia Southern on at Paulson Stadium.

Jalen White had 13 carries for 143 yards on the ground while adding a catch for 22 yards. Jeremy Singleton recorded eight catches for 73 yards, while Kyle Vantrease finished the contest 22-of-39 for 205 passing yards and a touchdown. Marques Watson-Trent notched a team-leading 12 tackles, including one for a loss, while Khadry Jackson added 11 tackles.

Trailing 20-3, Vantrease drove the Eagles hooked up with Khaleb Hood on a screen pass for a 27-yard touchdown, making the score 20-10 as the game headed into halftime.

Alex Raynor's first-quarter 46-yard field goal was a season long for the redshirt junior. Jalen White had 101 yards rushing in the first quarter alone en route to his game-high 143 yards on the ground. It was the junior's fifth 100-yard rushing game of his career.

Vantrease's touchdown pass to Hood extended his school-record streak of throwing at least one scoring pass in a game to 11. Georgia Southern was 2-for-11 on third downs in the contest, while Marshall was 10-of-19.

SCORING SUMMARY

MU	13:39 re 1st - Horton 65 pass from Fancher (kick failed)
GS	4:31 re 1st - FG Raynor 46
MU	9:31 re 2nd - Ahmed 33 pass from Fancher (Verhoff kick)
MU	7:04 re 2nd - Fancher 19 run (Verhoff kick)
GS	2:16 re 2nd - Hood 27 pass from Vantrease (Raynor kick)
MU	7:40 re 3rd - FG Verhoff 36

TEAM STATISTICS

	MU	GS
First downs	29	20
Rushing yds.	54-255	24-179
Passing yds.	274	205
Passes	17-32-0	22-40-1
Total Offense	529	384
Punts-avg.	6-39.0	7-37.6
Fumbles-lost	0-0	1-1
Penalties-yds.	6-63	5-45
Time of poss.	36:54	23:06
Sacks by	2-14	1-7

INDIVIDUAL TOTALS

RUSHING — MU, Ali 16-79, Laborn 17-70, Fancher 14-63, Payne 5-28, Turner 1-9, Montgomery 1-6; GS, White 13-143, Arnold 7-50, Vantrease 4-(-14).

PASSING — MU, Fancher 17-32-0-274; GS, Vantrease 22-39-1-205, Cobb 0-1-0-0.

RECEIVING — MU, Montgomery 4-30, Ahmed 3-45, Horton 2-76, Harrison 2-43, Laborn 2-35, Miller 1-19, Robinson 1-15, Gammage 1-6, Ali 1-5; GS, Singleton 8-73, Sanders Jr. 5-32, Hood 4-40, White 1-22, Lewis 1-20, Arnold 1-8, Cobb 1-6, Lester 1-4.

GAME 12 • NOV. 26, 2022 • ALLEN E. PAULSON STADIUM • STATESBORO, GA.

APP STATE GEORGIA SOUTHERN

48
51

SCORING SUMMARY	1	2	3	4	OT1	OT2	F
MOUNTAINEERS (6-6, 3-5)	6	14	11	7	7	3	48
EAGLES (6-6, 3-5)	7	10	14	7	7	6	51

ATTENDANCE • 18,683

STATESBORO - Kyle Vantrease threw a 25-yard touchdown pass to Ezra Archie in the second overtime session to lift Georgia Southern to a 51-48 Sun Belt football win over longtime rival App State at Allen E. Paulson Stadium. The victory clinched bowl eligibility for the Eagles, who complete the regular season with a 6-6 record.

The Eagles had the ball first in the first overtime session, and Vantrease's 4-yard touchdown pass from Vantrease to JJay McAfee gave GS the lead, but App State scored on the first play of their first possession in the extra session as Nate Noel (171 yards, 3 TDs) broke free for a 25-yard touchdown run to tie the score 45-45.

The Eagles forced Michael Hughes to make a 32-yard field goal on Appalachian State's second possession in overtime after Wylan Free broke up a Chase Brice pass intended for Henry Pearson on 3rd-and-12. Hughes missed a 30-yard field goal at the end of regulation that would have won it.

Vantrease finished with 385 passing yards and three touchdowns and added 17 yards and a touchdown on the ground, and Jeremy Singleton caught 10 balls for 133 yards. Hood totaled 103 yards on 10 catches, and Archie had five receptions for 71 yards to go along with the game-winning score. AJ Brown ran for 62 yards and a touchdown while Tyler Jordan had two scores.

SCORING SUMMARY

ASU	10:36 re 1st - FG Hughes 22
GS	5:42 re 1st - Brown 13 run (Raynor kick)
ASU	4:06 re 1st - FG Hughes 37
ASU	10:36 re 2nd - Noel 51 run (Hughes kick)
GS	8:08 re 2nd - Jordan 1 run (Raynor kick)
ASU	3:10 re 2nd - Noel 12 run (Hughes kick)
GS	0:38 re 2nd - FG Raynor 35
ASU	12:09 re 3rd - FG Hughes 24
GS	7:52 re 3rd - Jordan 2 run (Raynor kick)
ASU	6:38 re 3rd - Harrington 4 run (Noel pass from Brice)
GS	2:53 re 3rd - Lester 1 pass from Vantrease (Raynor kick)
ASU	13:03 re 4th - Marshall 2 run (Hughes kick)
GS	4:22 re 4th - Vantrease 3 run (Raynor kick)
GS	OT1 - McAfee 4 pass from Vantrease (Raynor kick)
ASU	OT1 - Noel 25 run (Hughes kick)
ASU	OT2 - FG Hughes 33
GS	OT2 - Archie 25 pass from Vantrease

TEAM STATISTICS

	ASU	GS
First downs	25	27
Rushing yds.	48-376	25-98
Passing yds.	253	389
Passes	15-26-0	35-52-1
Total Offense	629	487
Punts-avg.	2-40.5	4-26.0
Fumbles-lost	0-0	1-1
Penalties-yds.	6-61	3-39
Time of poss.	32:33	27:27
Sacks by	0-0	1-1

INDIVIDUAL TOTALS

RUSHING — ASU, Noel 12-171, Marshall 20-91, Harrington 9-74, Brice 7-40; GS, Brown 14-62, Vantrease 3-17, Jordan 6-11, Dixon II 1-5, Raynor 1-3.

PASSING — ASU, Brice 15-26-0-253; GS, Vantrease 34-51-1-385.

RECEIVING — ASU, Robinson, 5-49, Horn 2-55, Pearson 2-47, Noel 2-34, Stroman 1-53, Davis 1-15, Gibbs 1-2, Hetzel 1-(-2); GS, Singleton 10-133, Hood 10-103, Archie 5-71, McAfee 3-17, Lester 3-11, Brown 2-0, Thompson 1-50, Lewis 1-4.

CAMELLIA BOWL • DEC. 27, 2022 • CRAMTON BOWL • MONTGOMERY, ALA.

GEORGIA SOUTHERN BUFFALO

21 23

SCORING SUMMARY

	1	2	3	4	F
EAGLES (6-7)	0	6	8	7	21
BULLS (7-6)	0	14	6	3	23

ATTENDANCE • 15,322

MONTGOMERY, Ala. – Justin Marshall caught 11 passes for 127 yards and a touchdown, and Alex McNulty kicked three second-half field goals to lead Buffalo to a 23-21 victory over Georgia Southern in the Camellia Bowl in the Historic Cramton Bowl.

Georgia Southern trimmed a nine-point deficit to two with 3:38 remaining and had all three timeouts left. The Eagles forced the Bulls into 3rd-and-7, but Cory Snyder connected with Marshall for a 9-yard pass play to keep the drive going. The Eagles then forced Buffalo into 3rd-and-3 with 1:47 to play, but Bull running back Tajay Ahmed moved the pile for four yards and a first down to seal the win. The Bulls converted 12 of 19 third downs in the contest.

Vantrease completed 28 passes for 352 yards and two touchdowns, and Beau Johnson caught five passes for 118 yards. OJ Arnold ran for 68 yards, and Alex Raynor made two field goals. Khadry Jackson led the Eagle defense with 13 tackles, including 1.5 for loss, and a pass breakup.

Trailing 23-14 with six minutes to play, the Eagles converted a 4th-and-7 when Vantrease found Johnson for a 42-yard pickup to keep the drive alive. Four plays later, Vantrease hit Jjay McAfee for 13-yard touchdown pass to trim the deficit to two points with 3:38 remaining. The Eagles trailed 14-6 at halftime but Vantrease found Joshua Thompson for a 79-yard touchdown pass, the longest pass play in GS bowl history.

SCORING SUMMARY

GS	11:50 re 2nd - FG Raynor 23
UB	7:46 re 2nd - Marshall 32 pass from Snyder (McNulty kick)
GS	5:42 re 2nd - FG Raynor 21
UB	0:45 re 2nd - Ahmed 5 run (McNulty kick)
GS	14:34 re 3rd - Thompson 79 pass from Vantrease (Mcafee pass)
UB	9:48 re 3rd - FG McNulty 33
UB	6:53 re 3rd - FG McNulty 24
UB	8:38 re 4th - FG McNulty 20
GS	3:38 re 4th - Mcafee 13 pass from Vantrease (Raynor kick)

TEAM STATISTICS

	GS	UB
First downs	22	25
Rushing yds.	20-89	43-122
Passing yds.	355	265
Passes	29-47-1	21-38-0
Total Offense	444	387
Punts-avg.	4-36.5	4-47.0
Fumbles-lost	1-1	2-1
Penalties-yds.	7-55	3-30
Time of poss.	21:54	38:06
Sacks by	2-8	0-0

INDIVIDUAL TOTALS

RUSHING — GS, Arnold 12-68, Vantrease 2-9, Green 3-8, Brown 1-5, McAfee 1-3, Jordan 1(-4); UB, Ahmed 27-98, Washington 7-19, Snyder 4-6, Scott 3-3, Team 2(-4).

PASSING — GS, Vantrease 28-45-1-352, Cobb 1-1-0-3, Team 0-1-0-0; UB, Snyder 21-38-0-265.

RECEIVING — GS, Hood 7-29, Johnson 5-118, McAfee 4-35, Archie 3-42, Sanders Jr. 3-20, Arnold 2-6, Thompson 1-79, Cobb 1-11, Brown 1-7, Lester 1-5, Vantrease 1-3; UB, Marshall 11-127, Williams 5-100, Ahmed 2-17, Mangas 2-16, Johnson 1-5.





**RECORD
BOOK**

RUSHING YARDS – GAME

Pl.	#	A..TD	Name	Year (Playoffs)
1.	333..32..5		Adrian Peterson vs. Massachusetts	12/4/99 (P)
2.	316..34..2		Jerick McKinnon vs. Central Arkansas	12/1/12 (P)
3.	280..24..3		Joe Ross vs. Marshall	11/18/89
4.	279..28..3		Jayson Foster at Wofford	11/3/07
5.	255..31..2		Dominique Swope vs. Old Dominion	12/3/11 (P)
6.	253..28..6		Jayson Foster at Coastal Carolina	9/15/07
7.	247..25..3		Adrian Peterson vs. Youngstown St.	12/18/99 (P)
8.	238..26..4		Greg Hill vs. Florida A&M	11/29/97 (P)
9.	232..25..4		Adrian Peterson vs. Connecticut	12/5/98 (P)
10.	231..11..3		Jayson Foster vs. West Georgia	9/8/07
	231..22..5		Adrian Peterson at The Citadel	10/24/98

Full listing of Eagle 100-yard rushers listed on pages 96 and 97.

RUSHING YARDS – SEASON

1.	1,932....	Adrian Peterson (rb)	1998
2.	1,844....	Jayson Foster (qb)	2007
3.	1,817....	Jerick McKinnon (qb)	2012
4.	1,807....	Adrian Peterson (rb)	1999
5.	1,608....	Matt Breida (rb)	2015
6.	1,546....	Jermaine Austin (rb)	2005
7.	1,485....	Matt Breida (rb)	2014
8.	1,481....	Jayson Foster (qb)	2005
9.	1,461....	Jermaine Austin (rb)	2003
10.	1,459....	Adrian Peterson (rb)	2001
11.	1,422....	Chaz Williams (qb)	2002
12.	1,416....	Jermaine Austin (rb)	2002
13.	1,361....	Adrian Peterson (rb)	2000
14.	1,354....	Joe Ross (rb)	1989
15.	1,251....	Dominique Swope (rb)	2012
16.	1,238....	Roderick Russell (rb)	1996
17.	1,172....	Roderick Russell (rb)	1997
18.	1,084....	Greg Hill (qb)	1999
19.	1,061....	Greg Hill (qb)	1998
20.	1,050....	Wesley Fields (rb)	2018
	1,050....	Jerick McKinnon (qb/rb)	2013
22.	1,048....	Tracy Ham (qb)	1986
23.	1,023....	Dominique Swope (rb)	2011
24.	1,018....	Joe Ross (rb)	1987
25.	1,004....	Robert Brown (rb)	2010

RUSHING YARDS – CAREER

1.	6,559....	Adrian Peterson (rb)	1998-01
2.	5,411....	Jermaine Austin (rb)	2002-05
3.	3,899....	Jerick McKinnon (qb/rb)	2010-13
4.	3,876....	Joe Ross (rb)	1987-90
5.	3,835....	Jayson Foster (qb/wr)	2004-07
6.	3,754....	Matt Breida (rb)	2013-16
7.	3,326....	Roderick Russell (rb)	1994-97
8.	3,309....	Greg Hill (qb)	1996-99
9.	3,264....	Kevin Ellison (qb)	2013-16
10.	3,212....	Tracy Ham (qb)	1983-86
11.	3,083....	Shai Werts (qb)	2017-20
12.	3,035....	Wesley Fields (rb)	2015-18
13.	2,768....	Chaz Williams (qb)	2001-04
14.	2,432....	L.A. Ramsby (rb)	2014-17
15.	2,379....	Gerald Harris (rb)	1983-86
16.	2,290....	Raymond Gross (qb)	1987-90
17.	2,274....	Dominique Swope (rb)	2011-13
18.	2,161....	Ricky Harris (rb)	1983-86
19.	2,063....	Robert Brown (rb)	2010-12
20.	1,997....	Logan Wright (tb)	2018-21

RUSHING YARDS - FRESHMAN

Game255, Dominique Swope vs. Old Dominion, 12/3/11 (P)
Season1,932, Adrian Peterson, 1998

RUSHING YARDS - QUARTERBACK

Game316, Jerick McKinnon vs. Central Arkansas, 12/1/12 (P)
Season1,844, Jayson Foster, 2007
Career3,309, Greg Hill, 1996-1999

RUSHING YARDS - SEASON OPENER

231, Jayson Foster (11 att, 3 td) vs. West Georgia, 9/8/07
--

CONSECUTIVE 1,000-YARD RUSHING SEASONS

Career4, Adrian Peterson (1998, '99, 2000, '01)
--------	--

SINGLE-SEASON 100-YARD RUSHING GAMES

Pl.	OVR.....	R-S	NAME	YEAR
1.	15*	11	Adrian Peterson (rb)	1998
	15*	11	Adrian Peterson (rb)	1999
3.	14*	10	Adrian Peterson (rb)	2000
4.	11		Chaz Williams (qb)	2002
5.	10		Jermaine Austin (rb)	2005
	10*	8	Adrian Peterson (rb)	2001
	10*	8	Joe Ross (rb)	1989
	10*	6	Tracy Ham (qb)	1986
9.	9		Jayson Foster (qb/wr)	2005
	9		Jermaine Austin (rb)	2003

CAREER 100-YARD RUSHING GAMES

Pl.	OVR.....	R-S	NAME	YEARS
1.	54*	40	Adrian Peterson (rb)	1998-01
2.	33		Jermaine Austin (rb)	2002-05
3.	21*	18	Joe Ross (rb)	1987-90
4.	20*	14	Greg Hill (qb)	1996-99
5.	18		Jayson Foster (17 qb/1 wr)	2004-07
	18*	13	Tracy Ham (qb)	1983-86
7.	16		Jerick McKinnon (10 qb/6 rb)	2010-13
	16		Chaz Williams (qb)	2001-04
9.	15		Matt Breida (rb)	2013-16
10.	14		Kevin Ellison (qb)	2013-16

THREE PLAYERS, 100 YARDS RUSHING IN A GAME

M. LaRoche (154), J. Tomlin (132), L. Wright (114)	
vs. Maine9/7/19
D. Robinson (124), D. Swope (117), W. Banks (101)	
at Western Carolina10/6/12
E. Youyoude (119), J.J. Wilcox (115), J. McKinnon (114)	
vs. Western Carolina9/24/11
J. Austin (133), C. Williams (117), M. Myers (105)	
vs. App State10/19/02
J. Austin (160), C. Williams (120), H. Ford (106)	
vs. Gardner-Webb9/7/02
A. Peterson (247), B. Cunningham (129), G. Hill (111)	
vs. Youngstown State12/18/99
A. Weathers (133), G. Hill (126), A. Peterson (115)	
vs. Western Carolina10/9/99
A. Peterson (232), B. Cunningham (121), G. Hill (105)	
vs. UConn12/5/98
K. Robinson (139), C. Wright (110), R. Russell (108)	
vs. Glenville State11/12/94
T. Ham (162), G. Harris (162), R. Harris (106)	
at Nevada12/13/86
R. Harris (140), T. Ham (130), G. Harris (100)	
vs. Valdosta State10/27/84

TWO PLAYERS, 100 YARDS RUSHING IN A GAME

83 TimesLast Four Times:
L. Wright (214), J. White (157)	
vs. Arkansas State10/2/21
W. Kennedy III (143), J.D. King (143)	
vs. New Mexico State10/26/19
S. Werts (113), W. Kennedy III (105)	
vs. Arkansas State9/29/18
M. Breida (179), K. Ellison (134)	
at Idaho9/26/15

CONSECUTIVE 100-YARD RUSHING GAMES

Season15, Adrian Peterson, 1998, 1999
Career36 (48 w/playoffs), Adrian Peterson, 1998-01

100-YARD RUSHING GAMES - QB

Career17, Jayson Foster, 2004-07
16, Chaz Williams, 2001-04
14, Kevin Ellison, 2013-16
14 (20 w/playoffs), Greg Hill, 1996-99
13 (18 w/playoffs), Tracy Ham, 1984-86
Season11, Chaz Williams, 2002

200-YARD RUSHING GAMES

Season5 (6 with playoffs), Adrian Peterson, 1998
Career8 (12 with playoffs), Adrian Peterson, 1998-01

RUSHING ATTEMPTS – GAME

1.	36....	Jaybo Shaw at Furman	11/20/10	
2.	35....	Jerick McKinnon at Citadel	10/23/10	
3.	34....	Jerick McKinnon vs. Central Arkansas	12/1/12 (P)	
	34....	Adrian Peterson at Delaware	12/9/00 (P)	
	34....	Charles Bostick at Eastern Kentucky	10/5/91	
6.	33....	Seven Times		
		Last time....	Jerick McKinnon at Samford	10/5/13

NCAA STATISTICAL POLICY

Before 2002, postseason games were not included in NCAA final football season statistics and records. Georgia Southern's record books maintain consistency with the NCAA and Southern Conference record books by not including postseason stats in season and career totals prior to 2002, except when specifically noted.

NCAA COMMITTEE ON INFRACTIONS RULING

In 2016, the NCAA Committee on Infractions (COI) ruled that Georgia Southern must vacate three wins from the 2013-14 seasons due to academic improprieties. Those wins were the 2013 Savannah State and St. Francis (Pa.) games, and the 2014 ULM game. In addition, all statistics from ineligible players from those games must be wiped from the record books while all eligible players' stats remain. The record book, coaching records of Jeff Monken and Willie Fritz and all-time results reflect the ruling.

RUSHING ATTEMPTS – SEASON

1.	290....	Chaz Williams (qb).....	2002
2.	269....	Jerick McKinnon (qb/rb).....	2012
3.	261....	Jayson Foster (qb).....	2007
	261....	Adrian Peterson (rb).....	2001
5.	257....	Adrian Peterson (rb).....	1998
6.	248....	Adrian Peterson (rb).....	1999
7.	244....	Jermaine Austin (rb).....	2002
8.	239....	Jayson Foster (qb).....	2005
9.	233....	Jermaine Austin (rb).....	2005
10.	230....	Adrian Peterson (rb).....	2000

RUSHING ATTEMPTS – CAREER

1.	996....	Adrian Peterson (rb).....	1998-01
2.	857....	Jermaine Austin (rb).....	2002-05
3.	706....	Shai Werts (qb).....	2017-20
4.	695....	Raymond Gross (qb).....	1987-90
5.	687....	Joe Ross (rb).....	1987-90
6.	643....	Tracy Ham (qb).....	1983-86
7.	619....	Jerick McKinnon (qb/rb).....	2010-13
8.	603....	Chaz Williams (qb).....	2001-05
9.	578....	Wesley Fields (rb).....	2015-18
10.	575....	Greg Hill (qb).....	1996-99

RUSHING TOUCHDOWNS – GAME

1.	6 ..	Jayson Foster (qb) at Coastal Carolina.....	9/15/07
2.	5 ...	Adrian Peterson (rb) vs. Massachusetts....	12/4/99 (P)
	5 ...	Adrian Peterson (rb) at The Citadel.....	10/24/98
	5 ...	Gerald Harris (rb) vs. N. Carolina A&T.....	11/29/86 (P)
5.	4....	18 Times.....	
		Last time....	Favian Upshaw (qb) vs. Bowling Green..... 12/23/15

RUSHING TOUCHDOWNS – SEASON

1.	28....	Adrian Peterson (rb).....	1999
2.	27....	Chaz Williams (qb).....	2002
3.	25....	Chaz Williams (qb).....	2004
	25....	Adrian Peterson (rb).....	1998
5.	24....	Jayson Foster (qb).....	2007
6.	21....	Jayson Foster (qb).....	2005
7.	20....	Jerick McKinnon (qb/rb).....	2012
8.	19....	Ernest Thompson (rb).....	1988
9.	18....	Adrian Peterson (rb).....	2001
	18....	Tracy Ham (qb).....	1986

RUSHING TOUCHDOWNS – CAREER

1.	84....	Adrian Peterson (rb).....	1998-2001
2.	62....	Chaz Williams (qb).....	2001-04
3.	54....	Jayson Foster (qb/wr).....	2004-07
4.	53....	Gerald Harris (rb).....	1983-86
5.	49....	Greg Hill (qb).....	1996-99
6.	42....	Jerick McKinnon (rb/qb).....	2010-13
	42....	Ernest Thompson (qb/rb).....	1985-89
8.	41....	Tracy Ham (qb).....	1983-86
9.	39....	L.A. Ramsby (rb).....	2014-17
10.	37....	Matt Breida (rb).....	2013-16
11.	36....	Kenny Robinson (qb).....	1994-97
	36....	Joe Ross (rb).....	1987-90

CONSECUTIVE GAMES SCORING A RUSHING TD

Season.....	12, Jayson Foster, 2005
Multi-Season.....	14, Adrian Peterson, 1998-2001 (regular season only)

YARDS PER RUSH - SEASON

MINIMUM 100 ATTEMPTS

1.	8.68....	Matt Breida (171-1,485).....	2014
2.	7.92....	Matt Breida (203-1,608).....	2015
3.	7.52....	Adrian Peterson (257-1,932).....	1998
4.	7.43....	Ricky Harris (111-825).....	1985
5.	7.29....	Adrian Peterson (248-1,807).....	1999
6.	7.13....	Greg Hill (152-1,084).....	1999
7.	7.00....	Kevin Ellison (127-886).....	2013
8.	7.07....	Jayson Foster (261-1,844).....	2007
9.	6.92....	Wesley Kennedy III (119-824).....	2019
10.	6.91....	Wesley Fields (101-682).....	2015

YARDS PER RUSH - CAREER

MINIMUM 300 ATTEMPTS

1.	6.91....	Matt Breida (543-3,754).....	2013-16
2.	6.75....	Ricky Harris (320-2,161).....	1983-86
3.	6.74....	Jayson Foster (569-3,835).....	2004-07
4.	6.59....	Adrian Peterson (996-6,559).....	1998-01
5.	6.31....	Jermaine Austin (857-5,411).....	2002-05
6.	6.30....	Jerick McKinnon (619-3,899).....	2010-13
7.	6.22....	Roderick Russell (535-3,326).....	1994-97
8.	6.14....	Kevin Ellison (532-3,264).....	2013-16
9.	6.05....	Dominique Swope (404-2,443).....	2011-13
10.	5.75....	Greg Hill (575-3,309).....	1996-99
11.	5.74....	Logan Wright (348-1,997).....	2018-21
12.	5.68....	Robert Brown (363-2063).....	2010-12

SINGLE-SEASON RUSHING YARDS BY CLASS

SENIOR

1.	1,844....	Jayson Foster.....	2007
2.	1,546....	Jermaine Austin.....	2005
3.	1,459....	Adrian Peterson.....	2001
4.	1,172....	Roderick Russell.....	1997
5.	1,084....	Greg Hill.....	1999
6.	1,050....	Wesley Fields.....	2018
	1,050....	Jerick McKinnon.....	2013
8.	1,048....	Tracy Ham.....	1986
9.	955....	Lamar Lewis.....	2007
10.	954....	Gerald Harris.....	1986

JUNIOR

1.	1,817....	Jerick McKinnon.....	2012
2.	1,608....	Matt Breida.....	2015
3.	1,361....	Adrian Peterson.....	2000
4.	1,354....	Joe Ross.....	1989
5.	1,238....	Roderick Russell.....	1996
6.	1,061....	Greg Hill.....	1998
7.	988....	Jermaine Austin.....	2004
8.	914	Jalen White	2022
9.	825....	Ricky Harris.....	1985
10.	824....	Wesley Kennedy III.....	2019

SOPHOMORE

1.	1,807....	Adrian Peterson.....	1999
2.	1,485....	Matt Breida.....	2014
3.	1,481....	Jayson Foster.....	2005
4.	1,461....	Jermaine Austin.....	2003
5.	1,422....	Chaz Williams.....	2002
6.	1,251....	Dominique Swope.....	2012
7.	992....	Kevin Ellison.....	2014
8.	937....	Robert Brown.....	2011
9.	908....	Shai Werts.....	2018
10.	898....	Greg Hill.....	1997

FRESHMAN

1.	1,932....	Adrian Peterson.....	1998
2.	1,416....	Jermaine Austin.....	2002
3.	1,023....	Dominique Swope.....	2011
4.	1,018....	Joe Ross.....	1987
5.	1,004....	Robert Brown.....	2010
6.	886....	Kevin Ellison.....	2013
7.	722....	Shai Werts.....	2017
8.	706....	Tracy Ham.....	1983
9.	691....	L.A. Ramsby.....	2014
10.	682....	Wesley Fields.....	2015



Jalen White

100-YARD RUSHING GAMES (MODERN ERA)



Pl.	#	A..TD	Name / Opponent	Year (Playoffs)
1.	333	...32...5	Adrian Peterson vs. Massachusetts	12/4/99 (P)
2.	316	...34...2	Jerick McKinnon vs. Central Arkansas	12/1/12 (P)
3.	280	...24...3	Joe Ross vs. Marshall	11/18/89
4.	279	...28...3	Jayson Foster at Wofford	11/3/07
5.	255	...31...2	Dominique Swope vs. Old Dominion	12/3/11 (P)
6.	253	...28...6	Jayson Foster at Coastal Carolina	9/15/07
7.	247	...25...3	Adrian Peterson vs. Youngstown St.	12/18/99 (P)
8.	238	...26...4	Greg Hill vs. Florida A&M	11/29/97 (P)
9.	232	...33...4	Adrian Peterson vs. Connecticut	12/5/98 (P)
10.	231	...11...3	Jayson Foster vs. West Georgia	9/8/07
231	...22...5	Adrian Peterson at The Citadel	10/24/98	
12.	228	...29...2	Greg Hill vs. Massachusetts	12/19/98 (P)
13.	222	...21...4	Adrian Peterson vs. Chattanooga	9/25/99
14.	221	...29...4	Adrian Peterson at Chattanooga	9/26/98
221	...24...1	Roderick Russell at The Citadel	10/26/96	
16.	219	...28...1	Greg Hill vs. Furman	11/6/99
219	...19...4	Greg Hill at Furman	11/7/98	
219	...21...4	Adrian Peterson vs. Jacksonville St.	9/12/98	
19.	216	...29...1	Chris Covington vs. Central Connecticut St.	9/9/06
216	...33...4	Adrian Peterson at East Tennessee St.	10/30/99	
216	...25...2	Adrian Peterson vs. App State	10/17/98	
22.	214	...10...2	Logan Wright vs. Arkansas State	10/2/21
23.	211	...23...3	Adrian Peterson at VMI	10/2/99
24.	210	...17...2	Matt Breida at Navy	11/15/14
210	...26...3	Jayson Foster vs. Chattanooga	9/22/07	
26.	209	...18...2	Adrian Peterson vs. East Tennessee St.	10/31/98
27.	207	...33...1	Jermaine Austin vs. Florida International	10/4/03
28.	206	...18...0	Lamar Lewis at Coastal Carolina	9/15/07
29.	205	...23...2	Matt Breida vs. Texas St.	10/29/15
30.	203	...19...1	Adrian Peterson vs. McNeese St.	11/25/00 (P)
31.	201	...12...4	Matt Breida at Georgia St.	10/25/14
32.	199	...20...2	Favian Upshaw vs. Bowling Green	12/23/15
199	...12...0	Jermaine Austin at Northeastern	9/3/05	
199	...28...2	Tracy Ham at East Carolina	10/18/86	
35.	198	...32...2	Jerick McKinnon vs. The Citadel	10/12/13
198	...16...3	Jerick McKinnon vs. Howard	11/10/12	
198	...34...1	Adrian Peterson at Delaware	12/9/00 (P)	
38.	197	...14...4	Greg Hill vs. Northern Arizona	11/27/99 (P)
197	...24...3	Adrian Peterson vs. Furman	11/6/99	
40.	196	...21...1	J.D. King at ULM	10/3/20
41.	195	...27...3	Jayson Foster at Colorado St.	11/17/07
42.	194	...15...1	J.R. Revere vs. Western Carolina	10/6/01
43.	192	...22...4	Adrian Peterson vs. Savannah St.	9/1/01
44.	191	...22...2	Dominique Swope at Old Dominion	12/8/12 (P)
191	...33...1	Jayson Foster vs. Furman	11/5/05	
191	...18...2	Tracy Ham vs. Nicholls St.	12/6/86 (P)	
47.	190	...25...2	Joe Ross vs. Villanova	11/25/89 (P)
48.	187	...21...2	Matt Breida vs. South Alabama	11/28/15
187	...21...2	Matt Breida at South Alabama	9/20/14	
50.	186	...18...3	Gerald Green vs. Louisiana	9/25/21
186	...23...1	Wesley Fields at Louisiana	11/25/17	
186	...31...1	Adrian Peterson vs. App State	10/14/00	
53.	183	...31...3	Adrian Peterson vs. Illinois St.	12/11/99 (P)
183	...31...1	Adrian Peterson at Furman	11/7/98	
55.	182	...35...1	Jerick McKinnon at The Citadel	10/23/10
182	...25...4	Adrian Peterson vs. VMI	9/30/00	
182	...32...0	Joe Ross vs. Middle Tennessee St.	9/21/89	
58.	181	...33...2	Jerick McKinnon at Samford	10/5/13
181	...29...1	Adrian Peterson at Western Carolina	10/7/00	
181	...18...5	Gerald Harris vs. North Carolina A&T	11/29/86 (P)	
61.	180	...24...3	Tracy Ham vs. Arkansas St.	12/20/86 (P)
62.	179	...12...2	Matt Breida at Idaho	9/26/15
63.	178	...24...1	Robert Brown at William & Mary	12/4/10 (P)
178	...27...3	Jayson Foster at South Dakota St.	10/29/05	
178	...26...3	Adrian Peterson vs. Colgate	11/28/98 (P)	
178	...32...1	Adrian Peterson at Western Carolina	10/10/98	
178	...17...2	Gerald Harris at Northern Iowa	12/14/85 (P)	
178	...25...1	Clint Harper at Savannah St.	11/24/83	
69.	177	...26...1	Logan Wright vs. Gardner-Webb	9/4/21
70.	176	...11...4	Matt Breida vs. Western Michigan	9/12/15
71.	175	...20...1	Jayson Foster at App State	10/20/07

Pl.	#	A..TD	Name / Opponent	Year (Playoffs)
175	...23...3	Adrian Peterson at VMI	9/29/01	
175	...23...1	James Williams at East Tennessee St.	11/20/93	
74.	174	...29...1	Roderick Russell at South Florida	11/15/97
174	...20...2	Roderick Russell vs. Liberty	11/16/96	
76.	173	...18...1	Raymond Gross vs. Maine	11/28/87 (P)
77.	172	...25...1	Jerick McKinnon vs. Chattanooga	9/28/13
172	...15...1	Lamar Lewis vs. Coastal Carolina	9/16/06	
172	...28...2	Adrian Peterson at Oregon St.	9/18/99	
80.	171	...29...4	Jerick McKinnon at Old Dominion	12/8/12 (P)
171	...32...2	Chaz Williams at Western Carolina	10/12/02	
82.	170	...23...1	Gerald Harris at Middle Tenn. St.	9/20/86
83.	169	...18...0	Robert Brown vs. Chattanooga	10/8/11
169	...16...1	Gerald Harris vs. South Carolina St.	11/22/86	
85.	168	...31...1	Jerick McKinnon at North Dakota St.	12/14/12 (P)
168	...18...1	Adrian Peterson at Jacksonville St.	11/13/99	
87.	167	...8...2	Jermaine Austin at Chattanooga	9/25/04
88.	166	...16...2	Roderick Russell vs. The Citadel	10/25/97
89.	165	...27...0	Dominique Swope at Wofford	11/12/11
90.	164	...13...2	Matt Breida vs. The Citadel	9/19/15
164	...11...3	Ezayi Youyoute vs. Jacksonville	9/1/12	
92.	163	...22...3	Shai Werts vs. South Carolina St.	9/1/18
163	...14...2	Kevin Ellison at Elon	11/16/13	
163	...32...4	Trey Hunter vs. Western Carolina	10/11/03	
95.	162	...13...2	Jerick McKinnon vs. Samford	9/29/12
162	...17...3	Adrian Peterson vs. Johnson C. Smith	9/9/00	
162	...26...2	Tracy Ham at Nevada	12/13/86 (P)	
162	...33...2	Gerald Harris at Nevada	12/13/86 (P)	
99.	161	...28...2	Adrian Peterson vs. Massachusetts	12/19/98 (P)
161	...32...0	Raymond Gross vs. Stephen F. Austin	12/3/88 (P)	
101.	160	...24...0	Jermaine Austin vs. The Citadel	10/25/03
160	...14...2	Jermaine Austin vs. Gardner-Webb	9/7/02	
160	...21...1	Roderick Russell vs. Chattanooga	9/27/97	
160	...24...2	Joe Ross vs. Florida A&M	9/16/89	
105.	159	...18...2	Kevin Ellison at New Mexico St.	10/4/14
159	...33...2	Chaz Williams vs. New Hampshire	11/27/04 (P)	
159	...7...0	Zzream Walden at Western Carolina	10/12/02	
159	...31...0	Adrian Peterson at East Tennessee St.	10/27/01	
109.	158	...9...1	Wesley Fields vs. Texas St.	10/29/15
158	...15...0	Jermaine Austin vs. Chattanooga	9/27/03	
158	...24...0	Adrian Peterson vs. Furman	11/3/01	
112.	157	...13...2	Jalen White vs. Arkansas State	10/2/21
157	...23...2	Jayson Foster vs. The Citadel	10/27/07	
157	...21...1	Jayson Foster at Furman	11/11/06	
157	...25...0	Joe Ross at Middle Tennessee St.	9/24/88	
157	...21...2	Tracy Ham at Northern Iowa	12/14/85 (P)	
117.	156	...22...4	Adrian Peterson at Wofford	9/11/99
156	...20...3	Gerald Harris at South Carolina St.	11/23/85	
119.	155	...14...1	Shai Werts vs. Campbell	9/12/20
155	...19...0	Matt Breida vs. Idaho	10/11/14	
121.	154	...9...1	Matt LaRoche vs. Maine	9/7/19
154	...22...1	Roderick Russell vs. App State	10/19/96	
154	...14...2	Ricky Harris vs. Bethune-Cookman	10/12/85	
124.	153	...18...1	Dominique Swope at Alabama	11/19/11
153	...17...1	Robert Brown at Western Carolina	11/13/10	
153	...20...2	Adrian Peterson vs. Florida A&M	12/1/01 (P)	
153	...25...1	Charles Bostick at VMI	10/23/93	
153	...32...2	Adam Urbano vs. Chattanooga	10/17/09	
129.	152	...27...0	Adrian Peterson at Georgia	9/2/00
152	...31...1	Joe Ross vs. Stephen F. Austin	12/16/89 (P)	
152	...29...1	Raymond Gross vs. Eastern Kentucky	12/10/88 (P)	
132.	151	...19...1	Shai Werts at Arkansas State	11/23/19
151	...16...1	Wesley Fields at Georgia State	11/24/18	
151	...21...1	Kevin Ellison vs. App State	9/25/14	
151	...21...2	Jayson Foster at Texas St.	11/26/05 (P)	
151	...29...2	Greg Hill vs. Furman	11/8/97	
137.	150	...14...0	Lamar Lewis vs. West Georgia	9/8/07
150	...28...1	Greg Hill vs. App State	10/17/98	
150	...4...2	Frank Johnson vs. Samford	11/12/88	
140.	149	...19...2	Matt Breida at ULM	10/3/15
149	...15...2	Jayson Foster vs. Western Carolina	10/8/05	
149	...15...1	Joe Ross vs. The Citadel	11/26/88 (P)	

Pl.	#	A..TD	Name / Opponent	Year (Playoffs)
143.	148	...20...2	Wesley Fields at Coastal Carolina	11/17/18
148	...23...2	Adrian Peterson vs. Montana	12/16/00 (P)	
148	...16...2	J.R. Revere vs. East Tennessee St.	10/28/00	
148	...30...3	Gerald Harris at Middle Tennessee St.	12/7/85 (P)	
148	...11...2	Tracy Ham vs. Newberry	10/26/85	
148.	147	...23...1	Jermaine Austin at Texas St.	11/26/05 (P)
147	...24...0	Jermaine Austin at Florida International	11/13/04	
147	...24...2	J.R. Revere vs. App State	10/14/00	
151.	146	...29...4	Jermaine Austin at South Dakota St.	10/29/05
146	...32...2	Adrian Peterson vs. Hofstra	12/2/00 (P)	
153.	145	...18...1	Jalen White at Coastal Carolina	10/11/22
145	...13...2	Wesley Kennedy III at App State	10/31/19	
145	...32...2	Adrian Peterson vs. Wofford	9/16/00	
145	...31...1	Raymond Gross vs. Nevada	12/15/90 (P)	
157.	144	...30...3	Greg Hill at Western Carolina	10/10/98
144	...17...0	Melvin Bell vs. Newberry	10/22/83	
159.	143	...13...0	Jalen White vs. Marshall	11/19/22
143	...8...2	Logan Wright at Georgia State	11/28/20	
143	...6...2	Wesley Kennedy III vs. New Mexico St.	10/26/19	
143	...19...2	J.D. King vs. New Mexico State	10/26/19	
143	...27...1	Jermaine Austin vs. Maine	12/7/02 (P)	
143	...32...3	Charles Bostick vs. James Madison	10/17/92	
143	...21...0	Joe Ross vs. Western Kentucky	10/31/87	
166.	142	...24...3	Jermaine Austin vs. Furman	11/5/05
142	...24...2	Jayson Foster at Northeastern	9/3/05	
142	...24...2	Chaz Williams vs. East Tennessee St.	11/12/02	
142	...24...1	Lester Efford vs. Central Florida	10/26/91	
170.	141	...21...0	Wesley Fields vs. UMass	9/8/18
141	...28...3	Jerick McKinnon at Chattanooga	10/27/12	
141	...19...1	Jermaine Austin at Western Carolina	10/9/04	
141	...5...1	Mark Myers vs. Jacksonville St.	11/16/02	
141	...27...1	Adrian Peterson at Chattanooga	9/23/00	
141	...21...2	Greg Hill at App State	10/18/97	
141	...13...2	Chad Holmes vs. East Tennessee St.	10/22/94	
141	...27...2	Tracy Ham at Middle Tennessee St.	9/20/86	
178.	140	...20...1	Robert Brown at Samford	9/3/11
140	...13...1	Lance Turner vs. Johnson C. Smith	9/11/04	
140	...21...0	Jermaine Austin at McNeese St.	9/13/03	
140	...28...1	Adrian Peterson vs. The Citadel	10/20/01	
140	...13...1	Ricky Harris vs. Valdosta St.	10/27/84	
183.	139	...18...2	Kenny Robinson vs. Glenville St.	11/12/94
139	...25...0	Joe Ross at James Madison	11/5/88	
185.	138	...30...1	Jalen White at Old Dominion	10/22/22
186.	137	...13...1	Matt Breida vs. New Mexico St.	10/17/15
137	...25...2	Dominique Swope vs. Wofford	10/13/12	
137	...18...0	Jermaine Austin vs. The Citadel	10/22/05	
189.	136	...17...2	Logan Wright at New Mexico St.	10/20/18
136	...18...1	L.A. Ramsby at New Mexico St.	10/4/14	
136	...25...0	Jermaine Austin at Elon	11/15/03	
136	...25...1	Jermaine Austin vs. Furman	11/8/03	
136	...27...3	Greg Hill vs. Liberty	11/16/96	
194.	135	...12...1	Matt Breida vs. App State	9/25/14
135	...23...1	Kevin Ellison vs. The Citadel	10/12/13	
135	...20...2	Adrian Peterson vs. Elon	9/5/98	
135	...19...1	Tracy Ham vs. Bethune-Cookman	10/6/84	
198.	134	...13...2	Kevin Ellison at Idaho	9/26/15
134	...26...1	Dominique Swope at The Citadel	9/8/12	
134	...21...3	Jayson Foster vs. Chattanooga	9/24/05	
134	...17...1	Adrian Peterson vs. Northern Arizona	11/27/99 (P)	
134	...6...2	Chris Wright at Western Carolina	10/8/94	
203.	133	...21...2	Dominique Swope vs. Samford	9/29/12
133	...13...4	Chaz Williams at The Citadel	10/23/04	
133	...12...0	Kevin Davis at McNeese St.	9/13/03	
133	...18...0	Jermaine Austin vs. App State	10/19/02	
133	...15...1	J.R. Revere vs. McNeese St.	11/25/00 (P)	
133	...3...2	Andre Weathers vs. Western Carolina	10/9/99	
133	...16...1	Greg Hill at South Florida	11/15/97	
210.	132	...10...2	Gerald Green at Nebraska	9/10/22
132	...11...1	Justin Tomlin vs. Maine	11/7/19	
132	...31...2	Charles Bostick vs. Furman	11/4/95	
132	...18...2	Tracy Ham at Wofford	11/5/83	



100-YARD RUSHING GAMES (MODERN ERA)

Pl.	#	A..TD	Name / Opponent	Year (Playoffs)
214.	131	.. 12..3	Shai Werts vs. Texas State	11/14/2020
	131	.. 22..1	Chris Covington vs. Coastal Carolina	9/16/06
	131	.. 32..2	Roderick Russell vs. Florida A&M	11/29/97 (P)
	131	.. 13..2	Kenny Robinson vs. William & Mary	9/6/97
218.	130	.. 27..1	Chad Holmes vs. South Carolina St.	9/2/95
	130	.. 14..0	Joe Ross at Bethune-Cookman	10/10/87
	130	.. 13..0	Tracy Ham vs. Valdosta St.	10/27/84
	130	.. 8..1	Melvin Bell vs. Central Florida	10/10/83
222.	129	.. 14..1	Shai Werts vs. App State	10/25/18
	129	.. 19..3	William Banks vs. App State	11/3/12
	129	.. 21..2	Jayson Foster at Elon	10/1/05
	129	.. 20..1	Jermaine Austin vs. McNeese St.	9/10/05
	129	.. 4..1	Bennie Cunningham vs. Youngstown St.	12/18/99 (P)
	129	.. 16..2	Joe Ross at Samford	10/28/89
	129	.. 20..0	Joe Ross vs. James Madison	11/7/87
	129	.. 22..3	Gerald Harris at Tennessee Tech	10/4/86
	129	.. 20..1	Tracy Ham at Troy	9/21/85
	129	.. 17..2	Tracy Ham vs. Troy	9/24/83
232.	128	.. 14..2	Jermaine Austin at East Tennessee St.	11/1/03
	128	.. 18..1	Jermaine Austin vs. Western Kentucky	12/14/02 (P)
	128	.. 29..0	Joe Dupree vs. Middle Tennessee St.	10/31/92
	128	.. 20..0	Lester Efford vs. Nicholls St.	11/23/91
	128	.. 12..1	Tracy Ham vs. North Carolina A&T	11/29/86 (P)
237.	127	.. 11..1	Jermaine Austin vs. Chattanooga	9/24/05
	127	.. 19..1	Chaz Williams vs. VMI	10/5/02
	127	.. 27..0	Adrian Peterson at App State	10/16/99
240.	126	.. 10..2	Greg Hill vs. Western Carolina	10/9/99
241.	125	.. 9..1	Jerick McKinnon at Florida	11/23/13
	125	.. 11..2	Jermaine Austin at Elon	10/1/05
	125	.. 15..3	Greg Hill vs. Colgate	11/28/98 (P)
	125	.. 31..1	Raymond Gross at Chattanooga	9/17/88
	125	.. 15..2	Raymond Gross at South Carolina St.	11/21/87
246.	124	.. 14..0	Demarcus Godfrey vs. Savannah St.	9/3/16
	124	.. 11..1	Darreion Robinson vs. Western Carolina	10/6/12
	124	.. 25..4	J.R. Revere at App State	10/13/01
	124	.. 17..0	Roderick Russell at Western Carolina	10/12/96
	124	.. 18..0	Roderick Russell at South Carolina St.	8/31/96
	124	.. 7..1	Marlow Warthen at Furman	11/5/94
252.	123	.. 23..1	Jermaine Austin vs. New Hampshire	11/27/04 (P)
	123	.. 27..1	Roderick Russell at East Tennessee St.	11/1/97
	123	.. 21..0	Lester Efford vs. Middle Tennessee St.	12/2/89 (P)
255.	122	.. 31..0	Shai Werts vs. New Hampshire	9/10/17
	122	.. 20..1	Robert Brown vs. Savannah St.	9/4/10
	122	.. 18..3	Adrian Peterson vs. Chattanooga	9/22/01
	122	.. 4..1	Andre Weathers at Delaware	12/9/00 (P)
	122	.. 26..2	Adrian Peterson vs. South Florida	11/14/98
	122	.. 16..2	Adrian Peterson vs. VMI	10/3/98
261.	121	.. 25..2	Wesley Kennedy III vs. Coastal Carolina	10/19/19
	121	.. 21..0	Jerick McKinnon vs. App State	11/3/12
	121	.. 25..0	Lee Banks vs. Elon	9/25/10
	121	.. 15..1	Jayson Foster at Wofford	9/17/05
	121	.. 26..1	Adrian Peterson vs. Delaware	9/8/01
	121	.. 7..1	Mark Myers vs. Elon	11/11/00
	121	.. 13..2	Greg Hill at VMI	10/2/99
	121	.. 12..1	Bennie Cunningham vs. Connecticut	12/5/98 (P)
	121	.. 10..1	Marlow Warthen at Western Carolina	10/8/94
	121	.. 18..3	Tracy Ham vs. James Madison	11/15/86
271.	120	.. 11..2	Matt Breida at Texas St.	11/8/14
	120	.. 15..3	Chaz Williams at Chattanooga	9/28/02
	120	.. 23..2	Chaz Williams vs. Gardner-Webb	9/7/02
	120	.. 23..1	Adrian Peterson at Elon	11/10/01
	120	.. 19..2	J.R. Revere at Western Carolina	10/7/00
	120	.. 18..1	Joe Ross vs. Chattanooga	11/11/89
	120	.. 16..2	Raymond Gross vs. Florida A&M	9/10/88
278.	119	.. 4..1	Ezayi Youyouite vs. Western Carolina	9/24/11
	119	.. 25..2	Lester Efford vs. Samford	11/17/90
280.	118	.. 15..2	Kevin Ellison at Florida	11/23/13
	118	.. 13..1	Jermaine Austin vs. Morehead St.	11/12/05
	118	.. 14..0	Joe Ross vs. Savannah St.	10/7/89
	118	.. 11..3	Tracy Ham at Western Kentucky	11/1/86
284.	117	.. 20..0	Kevin Ellison at New Mexico St.	10/22/16

Pl.	#	A..TD	Name / Opponent	Year (Playoffs)
	117	.. 7..1	Brandon Thomas vs. Savannah St.	9/6/14
	117	.. 20..1	Dominique Swope at Western Carolina	10/6/12
	117	.. 24..0	Jermaine Austin vs. Western Carolina	10/8/05
	117	.. 28..3	Chaz Williams vs. App State	10/19/02
	117	.. 16..2	J.R. Revere vs. Delaware	9/8/01
	117	.. 17..0	Charles Bostick vs. Western Carolina	10/7/95
	117	.. 12..1	Joe Ross vs. Catawba	9/5/87
	117	.. 8..1	Frank Johnson vs. Tennessee Tech	10/5/85
	117	.. 18..1	Ricky Harris vs. Florida A&M	9/7/85
294.	116	.. 14..2	Jalen White at UAB	9/17/22
	116	.. 20..0	Kevin Ellison at NC State	8/30/14
	116	.. 11..1	Robert Brown vs. Elon	10/1/11
	116	.. 7..1	Darreion Robinson vs. Wofford	10/9/10
	116	.. 7..0	Mark Myers vs. Hofstra	12/2/00 (P)
	116	.. 12..1	Jevon Sullivan vs. VMI	10/3/98
300.	115	.. 10..2	Kevin Ellison at NC State	12/3/16
	115	.. 15..1	Kevin Ellison at Georgia St.	10/25/14
	115	.. 6..2	J.J. Wilcox vs. Western Carolina	9/24/11
	115	.. 24..1	Lamar Lewis at Colorado St.	11/17/07
	115	.. 16..0	Jermaine Austin vs. South Dakota St.	10/30/04
	115	.. 6..2	Zzream Walden vs. VMI	10/5/02
	115	.. 23..1	Adrian Peterson vs. App State	12/8/01 (P)
	115	.. 14..2	Adrian Peterson vs. Western Carolina	10/9/99
	115	.. 12..3	Adrian Peterson vs. Fayetteville St.	9/4/99
	115	.. 14..3	Raymond Gross at Western Carolina	10/24/87
	115	.. 18..3	Gerald Harris vs. Central Florida	11/9/85
311.	114	.. 15..0	Logan Wright vs. Maine	9/7/19
	114	.. 19..2	Jerick McKinnon at Wofford	9/14/13
	114	.. 10..2	Jerick McKinnon vs. Western Carolina	9/24/11
	114	.. 25..0	Jermaine Austin at Furman	11/6/04
	114	.. 23..0	Jermaine Austin at Chattanooga	9/28/02
	114	.. 11..1	Greg Hill at Wofford	9/20/97
317.	113	.. 20..1	Logan Wright vs. Georgia State	10/30/21
	113	.. 22..1	Shai Werts vs. Arkansas State	9/29/18
	113	.. 15..1	Shai Werts vs. South Alabama	11/18/17
	113	.. 26..3	Chaz Williams vs. Bethune-Cookman	11/30/02 (P)
	113	.. 23..0	James Williams vs. James Madison	10/17/92
	113	.. 25..2	Joe Ross at Central Florida	12/8/90
	113	.. 10..1	Melvin Bell at Central Florida	9/15/84
324.	112	.. 29..0	Shai Werts vs. Arkansas State	10/4/17
	112	.. 8..2	Ean Days vs. Savannah St.	9/6/14
	112	.. 14..0	Bryce Carter vs. Elon	10/2/04
	112	.. 18..0	James Williams vs. Furman	11/6/93
	112	.. 28..2	Joe Ross at Middle Tennessee State	9/8/90
	112	.. 26..2	Gerald Harris at Central Florida	11/8/86
	112	.. 19..0	Clint Harper at Catawba	10/29/83
331.	111	.. 11..2	Matt Breida at Georgia Tech	9/13/14
	111	.. 14..1	Greg Hill vs. Youngstown St.	12/18/99 (P)
	111	.. 11..0	Carl Small at VMI	10/4/97
	111	.. 22..3	Kenny Robinson at South Carolina St.	8/31/96
	111	.. 14..0	Lester Efford at Eastern Kentucky	10/5/91
	111	.. 24..0	Raymond Gross vs. Middle Tennessee St.	9/21/89
	111	.. 13..3	Joe Ross vs. Samford	11/12/88
338.	110	.. 23..3	Chaz Williams at Furman	11/9/02
	110	.. 9..0	Chris Wright vs. Glenville St.	11/12/94
	110	.. 17..1	James Williams vs. Savannah St.	10/3/92
	110	.. 25..1	Joe Ross vs. Middle Tennessee St.	9/19/87
	110	.. 18..0	Ricky Harris at James Madison	11/2/85
343.	109	.. 10..1	Gerald Green vs. Troy	11/7/20
	109	.. 19..2	Jerick McKinnon at Georgia	11/17/12
	109	.. 12..3	Jayson Foster vs. Johnson C. Smith	9/11/04
346.	108	.. 16..1	Gerald Green vs. Louisiana Tech	12/23/20
	108	.. 28..0	Shai Werts at Coastal Carolina	12/2/17
	108	.. 18..0	L.A. Ramsby at Indiana	9/23/17
	108	.. 18..1	Favian Upshaw at South Alabama	9/10/16
	108	.. 24..0	Jayson Foster vs. McNeese St.	9/10/05
	108	.. 25..2	Chaz Williams vs. The Citadel	10/26/02
	108	.. 26..2	Adrian Peterson vs. The Citadel	10/23/99
	108	.. 6..2	Roderick Russell vs. Glenville St.	11/12/94
	108	.. 23..0	Raymond Gross vs. Central Florida	10/21/89
355.	107	.. 16..2	J.D. King vs. Georgia State	11/30/19

Pl.	#	A..TD	Name / Opponent	Year (Playoffs)
	107	.. 9..0	Wesley Kennedy III vs. Eastern Mich.	10/15/18
	107	.. 9..1	Kevin Ellison at Georgia Tech	9/13/14
	107	.. 12..1	Jerick McKinnon vs. Savannah St.	8/31/13
	107	.. 11..1	Chaz Williams vs. The Citadel	10/25/03
	107	.. 31..2	Trey Hunter at App State	10/18/03
	107	.. 26..1	Tracy Ham at Florida	8/30/86
362.	106	.. 6..1	Wesley Kennedy III vs. UMass	10/17/20
	106	.. 17..0	Ezayi Youyouite vs. Elon	9/22/12
	106	.. 18..2	Chris Covington at Western Carolina	9/30/06
	106	.. 19..2	Jermaine Austin vs. Savannah St.	9/6/03
	106	.. 20..2	Roderick Russell vs. William & Mary	12/7/02 (P)
	106	.. 12..0	Hakim Ford vs. Gardner-Webb	9/7/02
	106	.. 13..0	Adrian Peterson vs. East Tennessee St.	10/28/00
	106	.. 29..1	Adrian Peterson at The Citadel	10/21/00
	106	.. 8..0	Zzream Walden vs. Johnson C. Smith	9/9/00
	106	.. 22..0	Roderick Russell vs. William & Mary	9/6/97
	106	.. 20..3	Charles Bostick vs. Valdosta St.	9/12/92
	106	.. 32..2	Joe Ross at James Madison	11/4/89
	106	.. 7..0	Ricky Harris at Nevada	12/13/86 (P)
375.	105	.. 8..1	Wesley Kennedy III vs. Arkansas St.	9/29/18
	105	.. 23..0	Chaz Williams vs. Furman	11/8/03
	105	.. 19..0	Jermaine Austin at Furman	11/9/02
	105	.. 4..1	Mark Myers vs. App State	10/19/02
	105	.. 22..2	Adrian Peterson vs. Western Carolina	10/6/01
	105	.. 16..1	Greg Hill vs. Connecticut	12/5/98 (P)
	105	.. 23..2	Greg Hill vs. South Florida	11/14/98
	105	.. 16..0	Greg Hill at Western Carolina	10/12/96
	105	.. 14..0	Garry Miller at App State	12/5/87 (P)
384.	104	.. 6..1	Kevin Ellison vs. New Mexico St.	10/17/15
	104	.. 13..3	Dominique Swope vs. Jacksonville	9/1/12
	104	.. 23..0	Jermaine Austin vs. App State	10/16/04
	104	.. 21..0	Jermaine Austin at Wofford	9/20/03
	104	.. 14..1	Jermaine Austin vs. Bethune-Cookman	11/30/02 (P)
	104	.. 16..3	Charles Bostick vs. Western Carolina	10/12/91
	104	.. 26..0	Lester Efford vs. Florida A&M	9/21/91
	104	.. 21..1	Joe Ross vs. Central Florida	10/21/89
	104	.. 25..3	Tracy Ham vs. South Carolina St.	11/23/85
	104	.. 8..0	Melvin Bell vs. Liberty	9/29/84
394.	103	.. 13..1	Wesley Fields vs. New Mexico St.	10/14/17
	103	.. 16..0	Favian Upshaw vs. Western Michigan	9/12/15
	103	.. 9..2	Antonio Henton vs. Austin Peay	9/6/08
	103	.. 9..1	Lamar Lewis at Elon	10/13/07
	103	.. 17..2	Chaz Williams vs. Jacksonville St.	11/16/02
	103	.. 8..2	Greg Hill vs. Chattanooga	9/25/99
	103	.. 21..0	Adrian Peterson vs. Western Illinois	12/12/98 (P)
	103	.. 26..1	Raymond Gross vs. Stephen F. Austin	12/16/89 (P)
	103	.. 4..1	Frank Johnson vs. The Citadel	11/26/88 (P)
403.	102	.. 16..1	J.D. King vs. ULM	11/16/19
	102	.. 20..0	Shai Werts at South Alabama	10/3/19
	102	.. 14..0	Kevin Ellison at Wofford	9/14/13
	102	.. 11..1	Tobi Akinniranye at Chattanooga	10/16/10
	102	.. 14..3	Chaz Williams vs. South Dakota St.	10/30/04
	102	.. 18..0	Adrian Peterson vs. Wofford	9/19/98
	102	.. 11..0	Ricky Harris vs. Central Florida	9/10/83
410.	101	.. 15..1	Kevin Ellison at Georgia State	11/19/16
	101	.. 15..1	William Banks at Western Carolina	10/6/12
	101	.. 20..1	Ezayi Youyouite at The Citadel	9/8/12
	101	.. 12..0	Jerick McKinnon at Delaware	12/18/10 (P)
	101	.. 36..3	Jaybo Shaw at Furman	11/20/10
	101	.. 13..1	Melvin Cox vs. The Citadel	10/20/01
	101	.. 11..2	Tracy Ham vs. Bethune-Cookman	10/11/86
417.	100	.. 24..1	J.D. King at Louisiana	9/26/20
	100	.. 22..1	Matt Breida at Ole Miss	11/5/16
	100	.. 17..2	Dominique Swope vs. Savannah St.	8/31/13
	100	.. 19..0	Raymond Gross vs. Middle Tennessee St.	12/2/89 (P)
	100	.. 22..3	Gerald Harris vs. Valdosta St.	10/27/84

PASSING ATTEMPTS – GAME

1.	64 ...Kyle Vantrease vs. James Madison.....	10/15/22
2.	56 ...Kyle Vantrease at Nebraska	9/10/22
	56.... Lee Chapple at Furman	11/15/08
4.	52 ...Kyle Vantrease vs. App State.....	11/26/22
	52.... Tracy Ham at East Carolina	9/22/84
6.	50 ...Kyle Vantrease at UAB	9/24/22
	49 ...Kyle Vantrease at Louisiana	11/10/22
	49 ...Kyle Vantrease at Georgia State	10/8/22
9.	46 ...Kyle Vantrease vs. Morgan State	9/3/22
10	45 ...Kyle Vantrease vs. Buffalo	12/27/22
	45 ...Kyle Vantrease vs. South Alabama	11/5/22

PASSING ATTEMPTS – SEASON

1.	604 ...Kyle Vantrease.....	2022
2.	360.... Lee Chapple	2009
3.	283.... Travis Clark	2006
4.	279.... Antonio Henton	2008
5.	220.... Tracy Ham	1984
6.	189.... Raymond Gross	1990
7.	177.... Tracy Ham	1986
8.	171.... Tracy Ham	1985
9.	170.... Jayson Foster	2007
10.	156.... Kenny Robinson	1996

PASSING ATTEMPTS – CAREER

1.	677.... Tracy Ham	1983-86
2.	604 ...Kyle Vantrease.....	2022
3.	528.... Shai Werts	2017-20
4.	507.... Raymond Gross	1987-90
5.	481.... Lee Chapple	2008-09
6.	434.... Kenny Robinson	1994-97
7.	383.... Kevin Ellison	2013-16
8.	342.... Greg Hill	1996-99
9.	287.... Travis Clark	2006-07
10.	279.... Antonio Henton	2008

PASS COMPLETIONS – GAME

1.	39.... Lee Chapple at Furman	11/15/08
2.	38 ...vs. James Madison	10/15/22
3.	37 ...Kyle Vantrease at Nebraska	9/10/22
4.	35 ...Kyle Vantrease vs. App State.....	11/26/22
5.	30 ...Kyle Vantrease at Georgia State	10/8/22
	30.... Lee Chapple vs. Albany	9/5/09
7.	29 ...Kyle Vantrease vs. Morgan State	9/3/22
	29.... Lee Chapple at Samford	11/7/09
9.	28 ...Kyle Vantrease vs. Buffalo	12/27/22
	28 ...Kyle Vantrease at Louisiana	11/10/22

PASS COMPLETIONS – SEASON

1.	371 ...Kyle Vantrease.....	2022
2.	233.... Lee Chapple	2009
3.	156.... Antonio Henton	2008
4.	147.... Travis Clark	2006
5.	109.... Jayson Foster	2007
	109.... Tracy Ham	1984
7.	108.... Raymond Gross	1990
8.	100.... Greg Hill	1997
9.	98.... Tracy Ham	1986
10.	94.... Tracy Ham	1985

PASS COMPLETIONS – CAREER

1.	371 ...Kyle Vantrease.....	2022
2.	352.... Tracy Ham	1983-86
3.	311.... Lee Chapple	2008-09
4.	301.... Shai Werts	2017-20
5.	265.... Raymond Gross	1987-90
6.	244.... Greg Hill	1996-99
7.	242.... Kenny Robinson	1994-97
8.	210.... Kevin Ellison	2013-16
9.	156.... Antonio Henton	2008
10.	147.... Travis Clark	2006-07

PASSING YARDS – GAME

1.	578 ...Kyle Vantrease vs. James Madison.....	10/15/22
2.	419.... Tracy Ham vs. Furman.....	12/21/85 (P)
3.	409 ...Kyle Vantrease at Nebraska	9/10/22
4.	402.... Tracy Ham at East Carolina	9/22/84
5.	389 ...Kyle Vantrease vs. App State.....	11/26/22
6.	375.... Travis Clark vs. Elon	10/14/06
7.	367 ...Kyle Vantrease vs. Morgan State	9/3/22
8.	360 ...Kyle Vantrease at Georgia State	10/8/22
9.	352 ...Kyle Vantrease vs. Buffalo	12/27/22
10.	325 ...Kyle Vantrease at Louisiana	11/10/22

PASSING YARDS - SEASON OPENER

367, Kyle Vantrease (29-46, 4 td) vs. Morgan State, 9/3/22

PASSING YARDS - FIRST CAREER START

367, Kyle Vantrease (29-46, 4 td) vs. Morgan State, 9/3/22

PASSING YARDS – SEASON

1.	4,253 ...Kyle Vantrease.....	2022
2.	1,852.... Antonio Henton	2008
3.	1,808.... Travis Clark	2006
4.	1,774.... Lee Chapple	2009
5.	1,772.... Tracy Ham	1986
6.	1,694.... Tracy Ham	1984
7.	1,534.... Raymond Gross	1990
8.	1,476.... Jaybo Shaw	2011
9.	1,405.... Tracy Ham	1985
10.	1,262.... Greg Hill	1999

PASSING YARDS – CAREER

1.	5,757.... Tracy Ham	1983-86
2.	4,253 ...Kyle Vantrease.....	2022
3.	3,806.... Raymond Gross	1987-90
4.	3,777.... Shai Werts	2017-20
5.	3,369.... Greg Hill	1996-99
6.	3,203.... Kenny Robinson	1994-97
7.	3,079.... Kevin Ellison	2013-16
8.	2,709.... Jaybo Shaw	2010-11
9.	2,561.... Lee Chapple	2008-09
10.	2,534.... Chaz Williams	2001-04

PASSING YARDS PER ATTEMPT

Season	13.6.... Jayson Foster (842y-62a)	2005
Career	9.9.... Greg Hill (3,369y-342a)	1996-99

PASSING YARDS PER COMPLETION

Season	25.5.... Jayson Foster (842y-33c)	2005
Career	19.95.... Chaz Williams (2,534y-127c).....	2001-04

GEORGIA SOUTHERN 2K-2K CLUB

Player (Years)	Passing	Rushing
Tracy Ham (1983-86)	5,757	3,212
Raymond Gross (1987-90).....	3,806	2,290
Shai Werts (2017-2020)	3,777	3,083
Greg Hill (1996-99)	3,369	3,309
Kevin Ellison (2013-2016)	3,079	3,264
Chaz Williams (2001-04)	2,534	2,768
Jayson Foster (2004-07)	2,099	3,835

400-YARD GAMES

Season	2 Kyle Vantrease	2022
Career	2.... Tracy Ham	1983-86
 419 vs. Furman, 1985 (P)	
 402 at East Carolina, 1984	
	2 Kyle Vantrease	2022
 578 vs. James Madison, 2022	
 409 at Nebraska, 2022	

300-YARD GAMES

Season	8 Kyle Vantrease (vs. JMU - 578)	2022
Career	8 Kyle Vantrease (vs. JMU - 578)	2022
	3.... Tracy Ham (vs. Furman - 419)	1983-86
	1.... Lee Chapple (at Furman - 323).....	2008
	1.... Travis Clark (vs. Elon - 375)	2006

200-YARD GAMES

Season	12 Kyle Vantrease	2022
Career	12 Kyle Vantrease	2022

MOST INTERCEPTIONS THROWN – GAME

6 Tracy Ham vs. East Tennessee St.....	11/3/1984
---	-----------

MOST INTERCEPTIONS THROWN – SEASON

1.	16 ...Kyle Vantrease.....	2022
2.	14.... Lee Chapple	2009
3.	13.... Tracy Ham	1984
4.	12.... Antonio Henton	2008
5.	10.... Tracy Ham	1986
6.	9.... Justin Tomlin.....	2021
7.	8.... Trey Hunter	2003
8.... Tracy Ham	1985	
9.	7.... J.R. Revere	2000
	7.... Greg Hill.....	1999
	7.... Greg Hill.....	1998
	7.... Greg Hill.....	1997
	7.... Kenny Robinson.....	1996

MOST INTERCEPTIONS THROWN – CAREER

1.	37.... Tracy Ham	1983-86
2.	22.... Greg Hill.....	1996-99
3.	18.... Lee Chapple	2008-09
4.	17.... Raymond Gross.....	1987-90
5.	16 ...Kyle Vantrease.....	2022
6.	14.... Kevin Ellison	2013-16
7.	13.... Kenny Robinson.....	1994-97
8.	12.... Justin Tomlin.....	2019-21
	12.... Antonio Henton	2008
10.	12.... Shai Werts	2017-20

LOWEST INTERCEPTION PERCENTAGE

Season	0.0%.... Shai Werts (0 in 116).....	2018
	Cam Ransom (0 in 83).....	2021
	Kenny Robinson (0 in 70)	1997
Career	2.91%.... Chaz Williams (8 in 275).....	2001-04

CONSECUTIVE PASSES

WITHOUT AN INTERCEPTION

1.	230.... Shai Werts	2017-2019
3.	116.... Travis Clark.....	2006
3.	111.... Raymond Gross.....	1989-90
4.	105 ...Kyle Vantrease.....	2022
5.	93.... Chaz Williams	2004
6.	85.... Jayson Foster	2007



INDIVIDUAL RECORDS - PASSING

PASSING TOUCHDOWNS – GAME

1.	4	...Kyle Vantrease vs. James Madison.....	10/15/22
	4	...Kyle Vantrease vs. Morgan State	9/3/22
	4	...Chaz Williams vs. Elon.....	10/2/04
	4	...Greg Hill vs. Western Illinois	12/12/98 (P)
	4	...Tracy Ham vs. Furman.....	12/21/85 (P)
6.	3	...Kyle Vantrease vs. App State.....	11/26/22
	3	...Kyle Vantrease at Georgia State	10/8/22
	3	...Shai Werts vs. UMass	10/17/20
	3	...Shai Werts at Arkansas State.....	11/23/19
	3	...Shai Werts at Troy	11/9/19
	3	...Jaybo Shaw at Elon.....	10/1/11
	3	...Antonio Henton at Citadel (OT).....	11/1/08
	3	...Jayson Foster vs. Furman	11/10/07
	3	...Chaz Williams vs. App. State	10/16/04
	3	...Chaz Williams at WCU.....	10/12/02
	3	...J.R. Revere at Chattanooga.....	9/23/00
	3	...Joe Dupree vs. Concord	11/13/93

PASSING TOUCHDOWNS – SEASON

1.	27	...Kyle Vantrease.....	2022
2.	15	...Antonio Henton	2008
3.	13	...Chaz Williams	2004
4.	12	...Tracy Ham.....	1984
5.	11	...J.R. Revere	2000
6.	10	...Shai Werts	2018
	10	...Jaybo Shaw.....	2011
8.	9	...Shai Werts	2019
	9	...Chaz Williams	2002
	9	...Greg Hill.....	1999
	9	...Tracy Ham.....	1986

PASSING TOUCHDOWNS – CAREER

1.	34	...Tracy Ham.....	1983-86
	34	...Shai Werts	2017-20
3.	27	...Kyle Vantrease.....	2022
4.	23	...Chaz Williams	2001-04
5.	22	...Greg Hill.....	1996-99
6.	19	...Kevin Ellison	2013-16
7.	18	...J.R. Revere	1998-01
	18	...Raymond Gross.....	1987-90
9.	15	...Jaybo Shaw.....	2010-11
	15	...Antonio Henton	2008
	15	...Jayson Foster	2004-07

CONSECUTIVE GAMES WITH TD PASS

Season	13	...Kyle Vantrease.....	2022
Career	13	...Kyle Vantrease.....	2022

TD PASS PERCENTAGE

Season	23.5%	...Jerick McKinnon (4 in 17).....	2013
	12.9%	...Jayson Foster (8 in 62)	2005
Career	14.8%	...Jerick McKinnon (12 in 81).....	2010-13
	8.4%	...Chaz Williams (23 in 275)	2001-04

COMPLETION PERCENTAGE – GAME

(Minimum 10 attempts)	1.	1.000	...Jayson Foster (10-10 vs. Western Carolina) ...	9/29/07
	2.	.923	...Shai Werts (12-13 vs. Troy).....	11/7/20
	3.	.917	...Charles Bostick (11-12 vs. VMI)	10/23/93
	4.	.893	...Lee Chapple (25-28 vs. Wofford)	10/3/09
	5.	.857	...Kenny Robinson (12-14 vs. App. State)	10/14/95
	6.	.850	...Jayson Foster (17-20 vs. Chattanooga).....	9/22/07
	7.	.818	...Greg Hill (9-11 vs. East Tennessee State)	10/30/99
		.818	...Tracy Ham (9-11 vs. UCF)	11/9/85
9.	815	... Kyle Vantrease (22-27 at Old Dominion) ...	10/22/22	
10.	.786	...Connor Cigelske (11-14 vs. BYU)	11/20/21	
	.786	...Shai Werts (22-28 vs. Georgia State)	11/4/17	

COMPLETION PERCENTAGE – SEASON

(Minimum 100 attempts)	1.	64.7	... Lee Chapple (233-360)	2009
	2.	64.5	... Lee Chapple (78-121)	2008
	3.	64.4	... Kenny Robinson (67-104)	1995
	4.	64.1	... Jayson Foster (109-170)	2007
	5.	62.2	... Kevin Ellison (66-106).....	2016
6.	61.4	... Kyle Vantrease (371-604).....	2022	
	7.	60.2	... Shai Werts (80-133).....	2020
	9.	59.5	... Shai Werts (69-116).....	2018
	9.	59.4	... Greg Hill (63-106).....	1999
10.	58.8	... Greg Hill (70-119).....	1998	

COMPLETION PERCENTAGE – CAREER

(Minimum 200 attempts)	1.	64.7	... Lee Chapple (311-of-481).....	2008-09
	2.	61.4	... Kyle Vantrease (371-of-604)	2022
		61.4	... Jayson Foster (143-of-233).....	2004-07
	4.	57.0	... Shai Werts (301-of-528)	2017-20
	5.	56.1	... Greg Hill (192-of-233)	1996-99
		55.9	... Antonio Henton (156-of-279).....	2008
	7.	55.8	... Kenny Robinson (242-of-434)	1994-97
	8.	54.8	... Kevin Ellison (210-of-383)	2013-16
	9.	52.3	... Tracy Ham (352-of-673)	1983-86
		53.3	... Jaybo Shaw (146-of-274)	2010-11

PASS EFFICIENCY – SEASON

(Minimum 100 attempts)	1.	174.25	... Greg Hill.....	1999
	2.	171.18	... Chaz Williams	2004
	3.	168.64	... Jaybo Shaw.....	2011
	4.	159.40	... Shai Werts	2018
	5.	154.55	... Chaz Williams	2002
	6.	150.53	... Kevin Ellison	2016
	7.	147.90	... Greg Hill.....	1998
	8.	144.94	... Tracy Ham.....	1986
	9.	143.51	... J.R. Revere	2000
	10	138.05	... Shai Werts	2020
	11.	134.37	... Kenny Robinson.....	1995

PASS EFFICIENCY – CAREER

(Minimum 200 attempts)	1.	153.14	...Jayson Foster	2004-07
	2.	147.47	...Jaybo Shaw.....	2010-11
	3.	147.25	...Greg Hill.....	1996-99
	4.	145.37	...Chaz Williams	2001-04
	5.	135.95	...J.R. Revere	1998-01
	6.	133.80	...Shai Werts	2017-20
	7.	131.54	...Kevin Ellison	2013-16
8.	130.03	... Kyle Vantrease.....	2022	
	9.	128.58	...Tracy Ham.....	1983-86
	10.	122.41	...Kenny Robinson.....	1994-97

YARDS PER COMPLETION – SEASON

(Minimum 100 attempts)	1.	22.71	... Chaz Williams (45-1,022).....	2002
	2.	20.03	... Greg Hill (63-1,262).....	1999
	3.	19.96	... Chaz Williams (59-1,178).....	2004
	4.	19.68	... Jaybo Shaw (75-1,476).....	2011
	5.	18.08	... Tracy Ham (98-1,772)	1986
	6.	17.56	... J.R. Revere (71-1,247)	2000
	7.	17.55	... Raymond Gross (53-930)	1989
	8.	17.37	... Tracy Ham (51-886)	1983
	9.	17.36	... Jaybo Shaw (71-1,233).....	2010
	10.	17.04	... Greg Hill (70-1,193)	1998

YARDS PER COMPLETION – CAREER

(Minimum 200 attempts)	1.	19.95	... Chaz Williams (127-2,534).....	2001-04
	2.	18.83	... J.R. Revere (124-2,335)	1998-01
	3.	18.55	... Jaybo Shaw (146-2,709).....	2010-11
	4.	17.54	... Greg Hill (192-3,369)	1996-99
	5.	16.36	... Tracy Ham (352-5,757)	1983-86
	6.	15.40	... Kevin Ellison (144-2,218).....	2013-16
	7.	15.12	... Charles Bostick (111-1,679)	1991-95
	8.	14.71	... Kevin Ellison (210-2089)	2013-16
	9.	14.68	... Jayson Foster (143-2099)	2004-07
	10.	14.36	... Raymond Gross (265-3806)	1987-90
	11.	13.23	... Kenny Robinson (242-3,203)	1994-97
	12.	12.55	... Shai Werts (301-3,777)	2017-20
	13.	12.29	... Travis Clark (147-2,806)	2006-07

YARDS PER GAME – SEASON

(Minimum 8 games)	1.	327.2	... Kyle Vantrease (4,253-13).....	2022
	2.	168.4	... Antonio Henton (1,852-11)	2008
	3.	164.4	... Travis Clark (1,808-11)	2006
	4.	161.3	... Lee Chapple (1,774-11)	2009
	5.	161.1	... Tracy Ham (1,772-11)	1986
	6.	154.0	... Tracy Ham (1,694-11)	1984
	7.	139.5	... Raymond Gross (1,534-11)	1990
	8.	127.7	... Tracy Ham (1,405-11)	1985
	9.	114.7	... Greg Hill (1,262-11)	1999
	10.	113.4	... J.R. Revere (1,247-11)	2000

YARDS PER GAME – CAREER

(Minimum 15 games)	1.	142.27	... Lee Chapple (1,679-18)	2008-09
	2.	137.07	... Tracy Ham (5,757-42)	1983-86
	3.	93.41	... Jaybo Shaw (2,709-29)	2010-11
	4.	92.83	... Raymond Gross (3,806-41)	1987-90
	5.	88.97	... Kenny Robinson (3,203-36)	1994-97
	6.	82.17	... Greg Hill (3,369-41)	1996-99
	7.	82.11	... Shai Werts (3,651-45).....	2017-20
	8.	70.20	... Kevin Ellison (3,089-44).....	2013-16
	9.	67.21	... Kevin Ellison (2,218-33).....	2013-16
	10.	66.71	... J.R. Revere (2,335-35)	1998-01

130-YARD PASSING GAMES (MODERN ERA)



Pl.	#	C-A	TD	Name/Opponent	Year
1.	578	38-64	4	Kyle Vantrease vs. JMU	10/15/22
2.	419	23-37	4	Tracy Ham vs. Furman	12/21/85 (P)
3.	409	37-56	1	Kyle Vantrease at Nebraska	9/10/22
4.	402	26-52	2	Tracy Ham at East Carolina	9/22/84
5.	389	35-52	3	Kyle Vantrease vs. App State	11/16/22
6.	375	27-39	1	Travis Clark vs. Elon	10/14/06
7.	367	29-46	4	Kyle Vantrease vs. Morgan St.	9/3/22
8.	360	30-49	3	Kyle Vantrease at Georgia St.	10/8/22
9.	352	28-45	2	Kyle Vantrease vs. Buffalo	12/27/22
10.	325	28-49	1	Kyle Vantrease at Louisiana	11/10/22
11.	323	39-56	2	Lee Chapple at Furman	11/15/08
12.	310	26-39	2	Kyle Vantrease vs. Ball State	11/24/22
13.	306	12-21	1	Tracy Ham vs. Arkansas St.	12/20/86 (P)
14.	298	16-27	2	Antonio Henton vs. Northeastern	9/13/08
15.	292	16-38	1	Antonio Henton vs. App State	10/18/08
16.	284	26-43	2	Kyle Vantrease at Coastal Carolina	10/1/22
17.	279	30-43	1	Justin Tomlin vs. Georgia St.	10/30/21
18.	278	26-45	2	Kyle Vantrease vs. South Alabama	11/5/22
19.	267	11-22	2	Tracy Ham at Central Florida	11/8/86
20.	261	21-35	3	Antonio Henton at The Citadel	11/1/08
21.	259	30-43	2	Lee Chapple vs. Albany	9/5/09
22.	258	12-18	2	Tracy Ham vs. James Madison	11/15/86
23.	256	11-17	1	Tracy Ham at South Carolina St.	11/23/85
24.	255	11-18	1	Shai Werts at Louisiana	9/26/20
25.	249	26-38	2	Lee Chapple vs. Western Carolina	9/19/09
26.	246	15-34	1	Raymond Gross vs. Eastern Kentucky	9/22/90
27.	232	20-40	1	Antonio Henton vs. Elon	9/20/08
28.	228	21-36	1	Seth Shuman vs. Louisiana	11/10/16
29.	226	8-11	2	Greg Hill vs. Wofford	9/19/98
30.	226	12-18	2	Raymond Gross vs. UL Monroe	9/29/90
31.	225	23-31	1	Jayson Foster vs. South Dakota St.	10/6/07
32.	222	16-27	1	Tracy Ham at Chattanooga	10/13/84
33.	220	13-32	1	Travis Clark at The Citadel	10/28/06
34.	219	15-26	1	Tracy Ham at Western Kentucky	11/18/86
35.	217	10-18	2	Derrick McGrady at James Madison	10/19/91
36.	212	29-43	0	Lee Chapple at Samford	11/7/09
37.	210	15-22	0	Justin Tomlin at Troy	10/9/21
38.	210	15-23	1	Raymond Gross at Chattanooga	11/10/90
39.	208	19-29	1	Travis Clark at Chattanooga	9/23/06
40.	208	13-22	1	Kenny Robinson vs. Chattanooga	9/28/96
41.	207	11-16	2	Tracy Ham at Central Florida	9/15/84
42.	205	22-39	1	Kyle Vantrease vs. Marshall	11/19/22
43.	204	24-50	1	Kyle Vantrease at UAB	9/17/22
44.	203	14-22	0	Kevin Ellison at Arkansas State	10/5/16
45.	202	27-44	2	Antonio Henton vs. Samford	11/8/08
46.	202	15-22	2	Lee Chapple vs. Wofford	9/27/08
47.	202	8-12	2	Kenny Robinson vs. Valdosta St.	9/30/97
48.	202	13-24	0	Tracy Ham at Valdosta St.	11/19/83
49.	197	11-19	2	Raymond Gross at James Madison	11/3/90
50.	195	12-22	1	Travis Clark at Western Carolina	9/30/06
51.	194	9-18	1	Charles Bostick vs. Mississippi College	11/7/92
52.	192	22-27	1	Kyle Vantrease at Old Dominion	10/22/22
53.	191	11-19	1	Tracy Ham at Middle Tennessee St.	9/20/86
54.	190	14-23	2	Shai Werts vs. Troy	11/10/18
55.	190	10-22	3	Jayson Foster vs. Furman	11/10/07
56.	190	11-21	1	Tracy Ham vs. Bethune-Cookman	10/6/84
57.	187	25-28	1	Lee Chapple at Wofford	10/3/09
58.	185	10-19	1	Tracy Ham vs. Florida A&M	9/13/86
59.	184	9-16	1	Kevin Ellison at NC State	8/30/14
60.	182	8-16	3	J.R. Revere at Chattanooga	9/23/00
61.	181	8-16	3	Shai Werts at Troy	11/9/19
62.	181	6-9	1	Jaybo Shaw vs. Tusculum	9/10/11
63.	180	7-10	2	Raymond Gross vs. Montana	12/9/89 (P)
64.	179	12-18	1	Greg Hill at East Tennessee St.	11/1/97
65.	179	9-16	2	Kenny Robinson vs. VMI	10/4/97
66.	179	12-18	0	Kenny Robinson at Chattanooga	9/24/94
67.	177	17-24	2	Antonio Henton at Chattanooga	10/4/08
68.	177	8-20	1	Travis Clark vs. Central Arkansas	11/18/06
69.	177	17-26	0	Kenny Robinson vs. Marshall	9/21/96
70.	176	9-14	0	Tracy Ham vs. Chattanooga	9/27/86
71.	175	11-24	0	Justin Tomlin vs. Louisiana	9/25/21
72.	175	14-24	3	Shai Werts at Arkansas St.	11/23/19
73.	174	25-39	0	Lee Chapple at South Dakota St.	9/12/09
74.	173	10-13	1	Raymond Gross vs. The Citadel	11/24/90 (P)
75.	172	9-11	1	Greg Hill at East Tennessee St.	10/30/99

Pl.	#	C-A	TD	Name/Opponent	Year
76.	171	6-9	0	Jaybo Shaw vs. Furman	10/15/11
77.	171	12-20	2	Tracy Ham vs. East Tennessee St.	11/16/85
78.	169	9-16	1	Tracy Ham vs. Florida A&M	9/7/85
79.	168	9-14	2	Greg Hill at Wofford	9/11/99
80.	167	15-24	0	Raymond Gross vs. Samford	11/17/90
81.	167	11-19	1	Tracy Ham vs. Nicholls St.	12/6/90 (P)
82.	166	5-9	1	Raymond Gross vs. UL Monroe	10/15/88
83.	165	5-13	2	J.R. Revere at Western Carolina	10/7/00
84.	164	7-10	1	Kevin Ellison at Georgia Tech	9/13/14
85.	164	15-27	0	Travis Clark vs. North Dakota St.	10/7/06
86.	164	9-16	1	Derrick McGrady vs. Nicholls St.	11/23/91
87.	162	12-23	0	Derrick McGrady vs. Troy	11/16/91
88.	161	5-13	1	J.R. Revere vs. Florida A&M	12/1/01 (P)
89.	161	11-20	1	J.R. Revere vs. Elon	11/11/00
90.	161	13-32	1	Tracy Ham at East Tennessee St.	11/3/84
91.	160	10-18	2	Shai Werts vs. Arkansas State	10/4/17
92.	160	7-10	2	Jaybo Shaw at Coastal Carolina	10/7/10
93.	160	9-18	2	Chaz Williams vs. Western Kentucky	12/14/02 (P)
94.	160	10-13	4	Greg Hill vs. Western Illinois	12/12/98 (P)
95.	160	11-12	1	Charles Bostick at VMI	10/23/93
96.	160	16-30	0	Ken Burnette at Coastal Carolina	9/26/87
97.	159	10-15	2	Raymond Gross vs. Central Florida	10/20/90 (P)
98.	159	10-20	1	Tracy Ham vs. Newberry	10/26/85
99.	158	6-8	2	Chaz Williams vs. Wofford	9/18/04
100.	158	6-8	1	Greg Hill vs. Liberty	11/16/96
101.	158	10-20	1	Kenny Robinson at Furman	11/9/96
102.	157	8-12	0	Greg Hill vs. Jacksonville St.	9/12/98
103.	157	8-20	1	Tracy Ham at Troy	9/21/85
104.	156	20-34	0	Lee Chapple at App State	10/24/09
105.	156	6-8	0	Chaz Williams vs. Elon	9/26/04
106.	156	6-10	3	Chaz Williams at Western Carolina	10/6/02
107.	155	7-14	1	Chaz Williams at Western Carolina	10/9/04
108.	155	9-20	2	Ken Burnette vs. Central Florida	10/3/87
109.	155	3-7	3	Joe Dupree vs. Concord	11/13/93
110.	154	6-9	2	Shai Werts vs. UMass	9/8/18
111.	154	14-26	2	Antonio Henton at Western Carolina	10/25/08
112.	151	5-6	1	Kevin Ellison vs. Saint Francis (Pa.)	9/7/13
113.	151	7-13	1	Raymond Gross vs. Chattanooga	11/11/89
114.	150	5-8	2	Trey Hunter vs. Florida International	10/4/03
115.	150	10-19	0	Kenny Robinson vs. VMI	10/5/96
116.	149	10-17	0	Trey Hunter vs. Western Carolina	10/11/03
117.	149	3-5	2	Chaz Williams vs. The Citadel	10/26/02
118.	149	11-18	1	Kenny Robinson vs. The Citadel	10/21/95
119.	148	4-9	1	Kado Brown at UMass	10/21/17
120.	147	22-28	1	Shai Werts vs. Georgia State	11/4/17

Pl.	#	C-A	TD	Name/Opponent	Year
121.	147	10-10	1	Jayson Foster vs. Western Carolina	9/29/07
122.	147	4-7	2	Trey Hunter vs. Chattanooga	9/27/03
123.	147	8-16	2	Tracy Ham at Nevada	12/13/86 (P)
124.	146	13-19	1	Greg Hill at Chattanooga	9/28/85
125.	145	8-11	1	Billy Lowe at Appalachian State	10/20/07
126.	145	5-6	0	J.R. Revere vs. Western Carolina	10/6/01
127.	145	6-10	2	Tracy Ham vs. Jackson St.	11/30/85 (P)
128.	144	10-27	0	Greg Hill at App State	10/18/97
129.	144	14-23	0	Kenny Robinson at East Tenn. St.	10/28/95
130.	143	20-32	1	Lee Chapple vs. The Citadel	11/21/09
131.	143	10-15	1	Greg Hill at Furman	11/7/98
132.	142	8-12	2	J.R. Revere at Wofford	11/24/01
133.	142	4-5	2	J.R. Revere vs. Chattanooga	9/22/01
134.	142	6-8	1	Greg Hill vs. Furman	11/6/99
135.	142	10-21	0	Tracy Ham vs. Troy	9/24/83
136.	141	9-14	0	Tracy Ham vs. East Carolina	10/18/86
137.	140	7-9	0	Kevin Ellison at Samford	10/5/13
138.	140	10-14	1	Lee Chapple at Western Carolina	10/25/08
139.	140	8-12	3	Chaz Williams vs. App State	10/16/04
140.	140	4-6	2	Greg Hill vs. Fayetteville St.	9/4/99
141.	140	6-12	1	Tracy Ham vs. Bethune-Cookman	10/11/86
142.	139	4-10	1	Tracy Ham vs. Presbyterian College	9/17/83
143.	138	7-10	0	Kevin Ellison vs. The Citadel	10/12/13
144.	136	7-10	0	Jaybo Shaw at Western Carolina	11/13/10
145.	136	4-7	1	Jaybo Shaw at Chattanooga	10/16/10
146.	136	10-19	0	J.R. Revere at Furman	11/4/00
147.	136	3-6	1	Greg Hill vs. Western Carolina	10/9/99
148.	136	6-13	1	Raymond Gross vs. Stephen F. Austin	12/3/88 (P)
149.	135	3-5	2	Jayson Foster at Texas St.	11/26/05 (P)
150.	135	7-9	1	Charles Bostick vs. Western Carolina	10/12/91
151.	134	7-17	1	Kevin Ellison at Ole Miss	11/5/16
152.	134	11-18	0	Jaybo Shaw at North Dakota St.	12/17/11 (P)
153.	134	9-20	0	Greg Hill at App State	10/16/99
154.	134	6-9	2	Kenny Robinson vs. Middle Tenn. St.	9/9/95
155.	132	16-24	1	Lee Chapple vs. Chattanooga	10/17/09
156.	132	16-14	2	Greg Hill vs. The Citadel	10/25/97
157.	131	4-7	0	Jayson Foster at South Dakota St.	10/29/05
158.	130	7-11	1	Jaybo Shaw vs. Old Dominion	12/3/11 (P)
159.	130	10-19	0	Tracy Ham vs. Bethune-Cookman	10/12/85

STARTING QUARTERBACK RECORDS

Wins by Starter

1.	Raymond Gross (1987-90)	44-8
2.	Tracy Ham (1982-86)	41-12
3.	Greg Hill (1997-99)	32-4
4.	Chaz Williams (2002-04)	25-8
5.	Shai Werts (2017-20)	25-21
6.	J.R. Revere (2000-01)	24-3
7.	Kevin Ellison (2013-16)	22-14
8.	Jaybo Shaw (2010-11)	21-7
9.	Kenny Robinson (1994-97)	20-15
10.	Charles Bostick (1991-93, 1995)	16-8

Games Started

1.	Tracy Ham (1982-86)	53 (41-12)
2.	Raymond Gross (1987-90)	52 (44-8)
3.	Shai Werts (2017-20)	46 (25-21)
4.	Greg Hill (1997-99)	36 (32-4)
5.	Kevin Ellison (2013-16)	36 (22-14)
6.	Kenny Robinson (1994-97)	35 (20-15)
7.	Chaz Williams (2002-04)	33 (25-8)
8.	Jaybo Shaw (2010-11)	28 (21-7)
9.	J.R. Revere (2000-01)	27 (24-3)
10.	Charles Bostick (1991-93, 1995)	24 (16-8)

Winning Percentage by Starter (Career; Min. 5 Starts)

1.	Greg Hill (1997-99)	0.889 (32-4)
2.	J.R. Revere (2000-01)	0.889 (24-3)
3.	Raymond Gross (1987-90)	0.846 (44-8)
4.	Tracy Ham (1982-86)	0.774 (41-12)
5.	Chaz Williams (2002-04)	0.758 (25-8)
6.	Jaybo Shaw (2010-11)	0.750 (21-7)
7.	Jerick McKinnon (2010, 2012-13)	0.688 (11-5)
8.	Jayson Foster (2005, 2007)	0.682 (15-7)
9.	Favian Upshaw (2015-16)	0.667 (4-2)
10.	Charles Bostick (1991-93, 1995)	0.667 (16-8)

10-Win Seasons by a GS Starter

1.	Raymond Gross (1989)	15-0
2.	Greg Hill (1998)	14-1
3.	J.R. Revere (2000)	13-2
4.	Greg Hill (1999)	13-2
5.	Tracy Ham (1986)	13-2
6.	Tracy Ham (1985)	12-2
7.	Raymond Gross (1988)	12-3
8.	Raymond Gross (1990)	12-3
9.	J.R. Revere (2001)	11-1
10.	Chaz Williams (2002)	11-3
11.	Jaybo Shaw (2011)	11-3
12.	Shai Werts (2018)	10-3
13.	Jaybo Shaw (2010)	10-4



INDIVIDUAL RECORDS - RECEIVING

RECEPTIONS - GAME

1.	12	Derwin Burgess Jr. at Nebraska	9/10/22
2.	11	Khaleb Hood at Georgia State	10/8/22
3.	10	Jeremy Singleton vs. App State	11/26/22
	10	Khaleb Hood vs. App State	11/26/22
		Raja Andrews at The Citadel	11/1/08
		Raja Andrews vs. Samford	11/8/08
7.	9	Jeremy Singleton at Nebraska	9/10/22
		BJ Johnson III vs. Louisiana	11/10/16
		Adam Urbano at Samford	11/7/09
		Darreion Robinson at SDSU	9/12/09
		Jayson Foster vs. Elon	10/14/06
		Robert Baker at East Carolina	9/22/84

RECEPTIONS - SEASON

1.	87	Khaleb Hood	2022
2.	66	Jeremy Singleton	2022
3.	64	Raja Andrews	2008
4.	58	Derwin Burgess Jr.	2022
5.	51	Jamere Valentine	2009
6.	45	Adam Urbano	2009
7.	42	BJ Johnson III	2016
8.	41	Khaleb Hood	2021
9.	40	Patrick Barker	2009
10.	39	Maurice Bing	1996

RECEPTIONS - CAREER

1.	151	Khaleb Hood	2019-
2.	127	Raja Andrews	2005-08
3.	92	BJ Johnson III	2013-16
	92	Monty Sharpe	1983-86
5.	80	Tony Belser	1985-88
6.	75	Derwin Burgess Jr.	2021-
7.	71	Corey Joyner	1994-98
8.	70	Terrence Sorrell	1989-92
9.	69	Chris Johnson	1997-00
10.	66	Jeremy Singleton	2022

MOST RECEPTIONS BY A RUNNING BACK

Season	45	Adam Urbano	2009
--------	----	-------------	------

RECEIVING YARDS - GAME

1.	191	Reggie McCutchen vs. Elon	10/14/06
2.	170	Deryl Belser at James Madison	10/19/91
3.	164	Amare Jones vs. James Madison	10/15/22
4.	153	Corey Joyner vs. Valdosta St.	8/30/97
5.	148	Frank Johnson vs. Furman	12/21/85 (P)

RECEIVING YARDS - SEASON

1.	925	Khaleb Hood	2022
2.	873	Raja Andrews	2008
3.	717	Derwin Burgess Jr.	2022
4.	714	Jeremy Singleton	2022
5.	673	Chris Johnson	2000
6.	654	Monty Sharpe	1984
7.	600	BJ Johnson III	2016
8.	595	Corey Joyner	1997
9.	582	Frank Johnson	1986
10.	561	Tony Belser	1987

RECEIVING YARDS - CAREER

1.	1,854	Monty Sharpe	1983-86
2.	1,744	Khaleb Hood	2019-
3.	1,538	Raja Andrews	2005-08
4.	1,472	Tony Belser	1985-88
5.	1,377	BJ Johnson III	2013-16
6.	1,332	Corey Joyner	1994-98
7.	1,316	Chris Johnson	1997-00
8.	1,302	Terrence Sorrell	1989-92
9.	1,087	Teddy Craft	2003-05
10.	1,028	Derwin Burgess Jr.	2021-

100-YARD RECEIVING GAMES

Season	5	Raja Andrews	2008
Career	5	Raja Andrews	2005-08

RECEIVING TOUCHDOWNS - GAME

1.	3	Corey Joyner vs. Western Illinois	12/12/98 (P)
----	---	-----------------------------------	--------------

RECEIVING TOUCHDOWNS - SEASON

1.	8	Chris Johnson	2000
2.	7	Derwin Burgess Jr.	2022
	7	Teddy Craft	2004
	7	Corey Joyner	1997
5.	6	Amare Jones	2022
6.	5	Raja Andrews	2008
	5	Teddy Craft	2005
	5	Monty Sharpe	1986
	5	Monty Sharpe	1985
	5	Monty Sharpe	1984

RECEIVING TOUCHDOWNS - CAREER

1.	18	Monty Sharpe	1983-86
2.	13	Teddy Craft	2003-05
	13	Chris Johnson	1997-00
4.	10	Corey Joyner	1994-98
	10	Tony Belser	1985-88
6.	9	Kentrellis Showers	2010-14
	9	Raja Andrews	2004-08
8.	8	Derwin Burgess Jr.	2021-
9.	7	Terrence Sorrell	1989-92
10.	6	Amare Jones	2021-22
	6	Wesley Fields	2015-18
	6	Michael McIntosh	2006-08
	6	Derrick Owens	1999-02

YARDS PER CATCH - SEASON

(MINIMUM 20 RECEPTIONS)

1.	25.05	J.J. Wilcox (22-551)	2010
2.	24.10	Teddy Craft (20-482)	2004
3.	23.21	Chris Johnson (29-673)	2000
4.	22.38	Frank Johnson (26-582)	1986
5.	22.25	Terrence Sorrell (20-445)	1990
6.	21.80	Monty Sharpe (30-654)	1984
7.	20.58	Corey Joyner (24-494)	1998
8.	19.40	Monty Sharpe (20-388)	1986
9.	19.19	Corey Joyner (31-595)	1997
10.	18.90	Deryl Belser (21-397)	1990

YARDS PER CATCH - CAREER

(MINIMUM 40 RECEPTIONS)

1.	24.16	Teddy Craft (45-1,087)	2003-05
2.	19.96	J.J. Wilcox (45-898)	2009-12
3.	19.83	Monty Sharpe (92-1,824)	1983-86
4.	19.07	Chris Johnson (69-1,316)	1997-00
5.	18.76	Corey Joyner (71-1,332)	1994-98
6.	18.60	Terrence Sorrell (70-1,302)	1989-93
7.	18.40	Tony Belser (80-1,472)	1985-88
8.	17.34	Delano Little (47-815)	1983-86
9.	16.88	Frank Johnson (50-844)	1985-88
10.	16.88	Herman Barron (40-675)	1985-87

100-YARD RECEIVING GAMES

Yds	Rec	TD	Name	Opponent	Date
1.	191	7	0	Reggie McCutchen vs. Elon	10/14/06
2.	170	7	2	Deryl Belser at James Madison	10/19/91
3.	164	7	2	Amare Jones vs. James Madison	10/15/22
4.	153	3	2	Corey Joyner vs. Valdosta St.	8/30/97
5.	148	7	2	Frank Johnson vs. Furman	12/21/85 (P)
6.	143	9	0	Raja Andrews vs. Elon	9/20/08
	143	3	1	Ricky Harris vs. Arkansas St.	12/20/86 (P)
8.	142	4	0	Herman Barron at South Carolina St.	11/23/85 (P)
9.	138	5	0	Wesley Fields vs. Troy	11/10/18
10.	134	5	1	Derwin Burgess Jr. at Texas St.	11/13/21
11.	133	10	0	Jeremy Singleton vs. App State	11/26/22
	133	5	0	Derwin Burgess Jr. vs. Ball State	9/24/22
13.	131	8	0	Khaleb Hood vs. James Madison	10/15/22
14.	130	6	3	Corey Joyner vs. Western Illinois	12/12/98 (P)
15.	129	7	2	BJ Johnson III vs. Troy	12/3/16
16.	127	9	0	BJ Johnson III vs. Louisiana	11/10/16
	127	4	2	Chris Johnson at Western Carolina	10/7/00
18.	126	5	2	Monty Sharpe vs. James Madison	11/15/86
19.	124	8	1	Tony Belser at East Carolina	9/26/87
20.	123	7	0	Raja Andrews vs. Northeastern	9/13/08
	123	7	1	Maurice Bing at Chattanooga	9/28/96
22.	122	11	1	Khaleb Hood at Georgia State	10/8/22
	122	7	1	Irving Campbell vs. South Dakota St.	10/6/07
	122	9	1	Robert Baker at East Carolina	9/22/84
25.	121	4	1	Myles Campbell at Ole Miss	11/5/16
	121	2	2	J.J. Wilcox at Chattanooga	10/16/10
	121	8	2	Raja Andrews at Western Carolina	10/25/08
	121	4	0	Frank Johnson vs. Chattanooga	9/27/86
29.	120	3	1	Darius Smiley vs. Central Arkansas	11/18/06
30.	119	12	0	Derwin Burgess Jr. at Nebraska	9/10/22
	119	3	1	Demarcus Watts vs. Wofford	9/27/08
32.	118	5	0	Beau Johnson vs. Buffalo	12/27/22
	117	4	2	Teddy Craft vs. Wofford	9/18/04
	117	7	0	Monty Sharpe at East Carolina	9/22/84
35.	114	3	1	Raja Andrews vs. Samford	11/8/08
	114	3	1	Jayson Foster at The Citadel	10/28/06
37.	113	6	1	Monty Sharpe vs. Chattanooga	10/13/84
38.	112	4	1	Frank Johnson at Western Kentucky	11/1/86
39.	111	3	2	Chris Johnson at Wofford	9/11/99
	111	6	0	Tony Belser vs. Furman	12/21/85 (P)
	111	5	1	Karl Miller vs. Central Florida	12/8/90 (P)
42.	110	4	1	Chris Johnson vs. Montana	12/16/00 (P)
43.	109	3	1	Deryl Belser vs. Savannah State	10/27/90
44.	108	7	0	Jeremy Singleton vs. James Madison	10/15/22
	108	5	0	Teddy Craft at Western Carolina	10/9/04
	108	3	0	Derrick Owens vs. Western Carolina	10/6/01
47.	107	6	0	Khaleb Hood vs. Georgia State	10/30/21
	107	3	0	J.J. Wilcox at Furman	11/20/10
49.	106	3	1	Derrick Owens vs. Wofford	11/24/01
50.	105	3	2	Tray Butler at Samford	10/5/13
	105	2	0	Wesley Kennedy III at Louisiana	9/26/20
52.	104	3	0	Terrence Sorrell vs. Villanova	11/25/89 (P)
53.	103	10	0	Khaleb Hood vs. App State	11/26/22
	103	3	1	Terrence Sorrell vs. West Georgia	9/9/89
	103	4	0	Herman Barron vs. James Madison	11/15/86
56.	102	6	0	Jeremy Singleton at Georgia St.	10/8/22
	102	10	2	Raja Andrews at The Citadel	11/1/08
58.	100	4	1	Donnie Allen vs. Montana	10/9/89 (P)

INDIVIDUAL RECORDS - SCORING/OFFENSE



POINTS - GAME

1.	36....Jayson Foster at Coastal Carolina (6 TD)	9/15/07
2.	32.... Adrian Peterson vs. UMass (5 TD, 2 PXT) ...	12/4/99 (P)
3.	30.... Adrian Peterson vs. VMI (5 TD)	9/30/00
	30.... Adrian Peterson vs. The Citadel (5 TD)	10/24/98
	30.... Gerald Harris vs. North Carolina A&T (5 TD) ..	11/29/86 (P)
6.	24....23 times, last by: Favian Upshaw vs. Bowling Green (4 TD)	12/23/15

POINTS - SEASON

1.	174.... Adrian Peterson (29 TD)	1999
2.	162.... Chaz Williams (27 TD)	2002
3.	156.... Adrian Peterson (26 TD)	1998
4.	152.... Chaz Williams (25 TD, 1 PAT)	2004
5.	144.... Jayson Foster (24 TD)	2007
6.	126.... Jayson Foster (21 TD)	2005
7.	122.... Jerick McKinnon (20 TD, 1 PAT)	2012
8.	116.... Ernest Thompson (19 TD, 1 PAT)	1988
9.	110.... Adrian Peterson (18 TD, 1 PAT)	2001
10.	110.... Tracy Ham (18 TD, 1 PAT)	1986

POINTS - CAREER

1.	524.... Adrian Peterson (87 TD, 1 PAT)	1998-01
2.	374.... Chaz Williams (62 TD, 1 PAT)	2001-04
	374.... Jayson Foster (62 TD, 1 PAT)	2004-07
4.	338.... Gerald Harris (55 TD, 4 PAT)	1983-86
5.	328.... Adrian Mora (157 XPT, 57 FG)	2008-11
6.	301.... Tim Foley (151 XPT, 50 FG)	1984-87
7.	294.... Greg Hill (49 TD)	1996-99
8.	276.... Tyler Bass (114 PAT, 54 FG)	2016-19
9.	266.... Ernest Thompson (44 TD, 1 PAT)	1985-89
10.	260.... Jerick McKinnon (43 TD, 1 PAT)	2010-13

PLAYS - GAME

65 ...Kyle Vantrease vs. James Madison.....	10/15/22
65.... Tracy Ham at East Tennessee St.	11/3/84

PLAYS - SEASON

1.	638 ...Kyle Vantrease.....	2022
2.	438.... Lee Chapple	2009
	438.... Antonio Henton	2008
4.	431.... Jayson Foster	2007
5.	390.... Chaz Williams	2002
6.	384.... Tracy Ham	1986
7.	368.... Tracy Ham	1984
8.	359.... Shai Werts	2017
9.	349.... Jaybo Shaw	2010
	349.... Kenny Robinson	1996

PLAYS - CAREER

1,315.... Tracy Ham	1983-1986
---------------------------	-----------

TOTAL OFFENSE - GAME

578 ...Kyle Vantrease vs. James Madison.....	10/15/22
---	-----------------

TOTAL OFFENSE BY A FRESHMAN - GAME

273.... Kevin Ellison vs. The Citadel	10/12/13
---	----------

TOTAL OFFENSE - SEASON

1.	4,287 ...Kyle Vantrease.....	2022
2.	3,047.... Jayson Foster	2007
3.	2,820.... Tracy Ham	1986
4.	2,480.... Antonio Henton	2008
5.	2,444.... Chaz Williams	2002
6.	2,414.... Jerick McKinnon	2012
7.	2,401.... Tracy Ham	1984
8.	2,346.... Greg Hill	1999
9.	2,323.... Jayson Foster	2005
10.	2,254.... Greg Hill	1998

TOTAL OFFENSE BY A FRESHMAN - SEASON

1,932.... Adrian Peterson	1998
---------------------------------	------

MOST TOUCHDOWNS - GAME

1.	6r ...Jayson Foster at Coastal Carolina.....	9/15/07
2.	5r.... Adrian Peterson vs. VMI	10/30/00
	5r.... Adrian Peterson vs. Massachusetts	12/4/99 (P)
	5r.... Adrian Peterson vs. The Citadel	10/24/98
	5r.... Gerald Harris vs. North Carolina A&T	11/29/86 (P)
6.	4r.... Favian Upshaw vs. Bowling Green	12/23/15
	4r.... Matt Breida vs. Western Michigan	9/12/15
	4r.... Matt Breida vs. Georgia St.	10/25/14
	4r.... Jerick McKinnon at Old Dominion	12/8/12 (P)
	4r.... Jermaine Austin at South Dakota St.	10/29/05
	4r.... Chaz Williams at The Citadel	10/23/04
	4r.... Adrian Peterson vs. Savannah St.	9/1/01
	4r.... Adrian Peterson at East Tennessee St.	10/30/99
	4r.... Adrian Peterson at Wofford	9/11/99
	4r.... Adrian Peterson vs. Chattanooga	9/25/99
	4r.... Adrian Peterson vs. Jacksonville St.	9/12/98
	4r.... Adrian Peterson at Chattanooga	9/26/98
	4r.... Greg Hill at Furman	11/7/98
	4r.... Greg Hill vs. Florida A&M	11/29/97 (P)
	4r.... Charles Bostick vs. Florida A&M	9/21/91
	4r.... Ernest Thompson vs. West Georgia	9/9/89
	4r.... Ernest Thompson vs. Florida A&M	9/10/88

TOUCHDOWNS - SEASON

1.	29.... Adrian Peterson	1999
2.	27.... Chaz Williams	2002
3.	26.... Adrian Peterson	1998
4.	25.... Chaz Williams	2004
5.	24.... Jayson Foster	2007
6.	21.... Jayson Foster	2005
7.	20.... Jerick McKinnon	2012
8.	19.... Ernest Thompson	1988
9.	18.... Matt Breida	2014
	18.... Adrian Peterson	2001
	18.... Tracy Ham	1986
	18.... Ernest Thompson	1989

TOTAL OFFENSE - CAREER

1.	8,969.... Tracy Ham	1983-86
2.	6,860.... Shai Werts	2017-20
3.	6,678.... Greg Hill	1996-99
4.	6,589.... Adrian Peterson	1998-01
5.	6,353.... Kevin Ellison	2013-16
6.	6,096.... Raymond Gross	1987-90
7.	5,934.... Jayson Foster	2004-07
8.	5,411.... Jermaine Austin	2002-05
9.	5,302.... Chaz Williams	2001-04
10.	4,800.... Kevin Ellison	2013-16

TOTAL OFFENSE PER GAME - SEASON

(MINIMUM 8 GAMES)

1.	329.8 ...Kyle Vantrease (13G - 4287)	2022
2.	277.0.... Jayson Foster (11G - 3,047)	2007
3.	256.4.... Tracy Ham (11G - 2,820)	1986
4.	225.5.... Antonio Henton (11G - 2,480)	2008
5.	218.3.... Tracy Ham (11G - 2,401)	1984
6.	213.3.... Greg Hill (11G - 2,346)	1999
7.	204.9.... Greg Hill (11G - 2,254)	1998
8.	196.0.... Tracy Ham (11G - 2,156)	1985
9.	193.6.... Jayson Foster (12G - 2,323)	2005
10.	179.7.... J.R. Revere (11G - 1,977)	2000

TOTAL OFFENSE PER GAME - CAREER

(MINIMUM 15 GAMES)

1.	213.5.... Tracy Ham (42G - 8,969)	1983-86
2.	162.9.... Greg Hill (41G - 6,678)	1996-99
3.	156.9.... Adrian Peterson (42G - 6,589)	1998-01
4.	149.1.... Shai Werts (46G - 6,860)	2017-20
5.	148.7.... Raymond Gross (41G - 6,096)	1987-90
6.	144.4.... Kevin Ellison (44G - 6,353)	2013-16
7.	140.2.... Lee Chapple (18G - 2,523)	2008-09
8.	130.2.... Kenny Robinson (36G - 4,686)	1994-97
9.	129.0.... Jayson Foster (46G - 5,934)	2004-07
10.	125.6.... Jaybo Shaw (29G - 3,643)	2010-11

TOUCHDOWNS - CAREER

1.	87.... Adrian Peterson	1998-01
2.	62.... Jayson Foster	2004-07
	62.... Chaz Williams	2001-04
4.	55.... Gerald Harris	1983-86
5.	49.... Greg Hill	1996-99
6.	44.... Ernest Thompson	1985-89
7.	43.... Jerick McKinnon	2010-13
8.	41.... Tracy Ham	1983-86
9.	40.... Matt Breida	2013-16
10.	36.... J.R. Revere	1998-01
	36.... Kenny Robinson	1994-97
	36.... Joe Ross	1987-90

TOUCHDOWN RESPONSIBILITY - SEASON

RUSHING AND PASSING TOUCHDOWNS

1.	38.... Chaz Williams (25r, 13p)	2004
2.	36.... Chaz Williams (27r, 9p)	2002
3.	30 ...Kyle Vantrease (27p, 3r)	2022
	30.... Jayson Foster (24r, 6p)	2007
5.	29.... Jayson Foster (21r, 8p)	2005
	28.... Adrian Peterson (28r, 0p)	1999
7.	27.... Jerick McKinnon (20r, 7p)	2012
	27.... Tracy Ham (18r, 9p)	1986
9.	25.... Shai Werts (15r, 10p)	2018
	25.... Adrian Peterson (25r, 0p)	1998
	25.... Greg Hill (16r, 9p)	1999

TOUCHDOWN RESPONSIBILITY - CAREER

RUSHING AND PASSING TOUCHDOWNS

1.	85.... Adrian Peterson (84r, 1p)	1998-01
	85.... Chaz Williams (62r, 23p)	2001-04
3.	77.... Tracy Ham (43r, 34p)	1983-86
4.	75.... Greg Hill (53r, 22p)	1996-99
5.	69.... Jayson Foster (54r, 15p)	2004-07
6.	68.... Shai Werts (34r, 34p)	2017-20
7.	54.... Jerick McKinnon (42r, 12p)	2010-13
8.	53.... Kevin Ellison (34r, 19p)	2013-16
	53.... Gerald Harris (53r, 0p)	1983-86
	53.... J.R. Revere (35r, 18p)	1998-01

TOTAL OFFENSE PER PLAY - SEASON

(MINIMUM 100 PLAYS)

9.09.... Greg Hill (258-2,343)	1999
--------------------------------------	------

TOTAL OFFENSE PER PLAY - CAREER

(MINIMUM 300 PLAYS)

1.	7.40.... Jayson Foster (802-5,934)	2004-07
2.	7.28.... Greg Hill (917-6,678)	1996-99
3.	7.16.... Kevin Ellison (670-4,800)	2013-16
4.	6.82.... Tracy Ham (1,316-8,969)	1983-86
5.	6.75.... Jerick McKinnon (700-4,728)	2010-13
	6.75.... Ricky Harris (320-2,161)	1983-86
7.	6.72 ...Kyle Vantrease (638-4,287)	2022
	6.60.... Adrian Peterson (998-6,589)	1998-01
9.	6.37.... J.R. Revere (675-4,302)	1998-01
10.	6.31.... Jermaine Austin (857-5,411)	2002-05

GAMES WITH 300 YARDS TOTAL OFFENSE - SEASON

1.	8 ...Kyle Vantrease.....	2022
2.	6.... Jayson Foster	2007

GAMES WITH 300 YARDS TOTAL OFFENSE - CAREER

9 (12).... Tracy Ham	1983-86
----------------------------	---------

CONSECUTIVE GAMES WITH 300 YARDS TOTAL OFFENSE

4.... Tracy Ham	1986
.... 340 at ECU 337 at WKU 327 at UCF 379 vs. JMU	

SEASONS WITH 2,000 YARDS TOTAL OFFENSE

3.... Tracy Ham	1986
-----------------------	------

SEASONS WITH 1,000 YARDS RUSH & 1,000 PASS

2.... Greg Hill	1998, 1999
-----------------------	------------

3,000 YARDS RUSH & 3,000 PASSING - CAREER

Shai Werts (3,083 Rush - 3,777 Pass)	2017-20
Kevin Ellison (3,264 Rush - 3,089 Pass)	2013-16
Greg Hill (3,309 Rush - 3,369 Pass)	1996-99
Tracy Ham (3,212 Rush - 5,757 Pass)	1983-86

MOST PUNTS - GAME

11....Eric Smith at Miami (Fla.)	9/3/94
11....Bill Thatcher vs. Jacksonville State	10/24/92
11....Matt Flynn at Auburn.....	9/2/17

MOST PUNTS - SEASON

1.	73....Don Norton.....	1991
2.	69....Bill Thatcher.....	1992
3.	68....Anthony Beck II.....	2019
4.	67....Matt Flynn.....	2017
5.	63....Anthony Beck II.....	2021
6.	62....Daniel Jordan.....	2006
	62....Terry Harvin.....	1990
8.	61....Charlie Edwards.....	2009
9.	58....Bill Thatcher.....	1993
10.	56....Magill Bauerle.....	2018
	56....Matt Flynn.....	2016
	56....Charlie Edwards.....	2010

MOST PUNTS - CAREER

1.	234 ...Anthony Beck II	2019-
2.	195....Charlie Edwards.....	2008-11
3.	179....Daniel Jordan.....	2004-07
4.	178....Terry Harvin.....	1987-90
5.	162....Kenny Worob.....	1995-98
6.	138....Scott Shelton.....	1999-02
7.	131....Matt Flynn.....	2014-17
8.	127....Bill Thatcher.....	1992-93
9.	86....Ryan Nowicki.....	2012-15
10.	81....Pat Parker.....	1983-87

PUNTING AVERAGE - GAME

(MINIMUM 3 ATTEMPTS)

50.8.... Ryan Nowicki (4-203) at NC State	8/30/14
---	---------

PUNTING AVERAGE - SEASON

(MINIMUM 15 ATTEMPTS)

1.	45.02.... Anthony Beck II (65-2,881).....	2021
2.	43.05.... Ryan Nowicki (19-818).....	2013
3.	43.02 ...Anthony Beck II (51-2,194)	2022
4.	42.69.... Scott Shelton (16-683).....	1999
5.	42.51.... Anthony Beck II (68-2,891).....	2019
6.	42.10.... Charlie Edwards (30-1,263).....	2011
7.	41.76.... Anthony Beck II (51-2,130).....	2020
8.	41.06.... Ryan Nowicki (33-1,355).....	2015
	41.06.... Daniel Jordan (34-1,396).....	2004
10.	41.04.... Charlie Edwards (56-2,298).....	2010

PUNTING AVERAGE - CAREER

(MINIMUM 40 ATTEMPTS)

1.	43.25 ...Anthony Beck II (234-10,096).....	2019-
2.	41.15.... Ryan Nowicki (86-3,359).....	2012-15
3.	40.82.... Don Norton (73-2,980).....	1990-91
4.	40.52.... Daniel Jordan (179-7,253).....	2004-07
5.	40.49.... Charlie Edwards (195-7,896).....	2008-11
6.	39.70.... Matt Flynn (131-5,201).....	2014-17
7.	39.67.... Eric Smith (55-2,182).....	1993-94
8.	39.33.... Matt Flynn (64-2517).....	2014-17
9.	38.91.... Kenny Worob (162-6,303).....	1995-98
10.	38.67.... Scott Shelton (138-5,337).....	1999-02

PUNTING YARDS - GAME

1.	490.... Eric Smith (11 att.) at Miami (Fla.)	9/3/94
----	--	--------

PUNTING YARDS - SEASON

1.	2,980.... Don Norton.....	1991
2.	2,891.... Anthony Beck II.....	2019
3.	2,881.... Anthony Beck II.....	2021
4.	2,684.... Matt Flynn.....	2017
5.	2,551.... Bill Thatcher.....	1992
6.	2,540.... Daniel Jordan.....	2006
7.	2,417.... Charlie Edwards.....	2009
8.	2,398.... Terry Harvin.....	1990
9.	2,298.... Charlie Edwards.....	2010
10.	2,287.... Bill Thatcher.....	1993

PUNTING YARDS - CAREER

1.	10,096 ...Anthony Beck II	2019-
2.	7,896.... Charlie Edwards.....	2008-11
3.	7,253.... Daniel Jordan.....	2004-07
4.	6,737.... Terry Harvin.....	1987-90
5.	6,303.... Kenny Worob.....	1995-98
6.	5,337.... Scott Shelton.....	1999-02
7.	5,201.... Matt Flynn.....	2014-17
8.	4,838.... Bill Thatcher.....	1992-93
9.	3,539.... Ryan Nowicki.....	2012-15
10.	3,042.... Pat Parker.....	1983-87

50+ YARD PUNTS - SEASON

1.	17.... Anthony Beck II.....	2021
2.	13.... Matt Flynn.....	2017
	13.... Charlie Edwards.....	2010
4.	12.... Anthony Beck II.....	2019
	12.... Daniel Jordan.....	2006

50+ YARD PUNTS - CAREER

1.	38 ...Anthony Beck II	2019-
2.	30.... Charlie Edwards.....	2008-11
3.	29.... Daniel Jordan.....	2004-07



Anthony Beck II

INDIVIDUAL RECORDS - KICKING



LONGEST FIELD GOAL

63.... Tim Foley vs. James Madison 11/7/87

LONGEST FIELD GOAL - FRESHMAN

60.... David Cool at James Madison 11/5/88

CONSECUTIVE FIELD GOALS - SEASON

14.... Younghoe Koo 2016

CONSECUTIVE FIELD GOALS - CAREER

19.... Tim Foley 1985-86
(last 12 of 1985 & first 7 of 1986)

FIELD GOAL ATTEMPTS - GAME

7.... Reed Haley at The Citadel 11/19/94

FIELD GOAL ATTEMPTS - SEASON

1.	28.... Tyler Bass.....	2019
2.	25.... Alex Raynor	2020
	24.... Jesse Hartley	2007
4.	22.... Adrian Mora	2009
	22.... Tim Foley	1987
6.	21.... Tyler Bass.....	2018
	21.... Adrian Mora.....	2010
	21.... Reed Haley.....	1993
9.	20 ...Alex Raynor	2022
	20.... Younghoe Koo.....	2016
	20.... Reed Haley.....	1994

FIELD GOAL ATTEMPTS - CAREER

1.	69.... Adrian Mora.....	2008-11
2.	68.... Tyler Bass.....	2016-19
3.	62.... Tim Foley	1984-87
4.	59 ...Alex Raynor	2020-22
5.	57.... Reed Haley.....	1992-94
6.	44.... Alex Hanks.....	2012-15
7.	43.... Scott Shelton	1999-02
8.	41.... David Cool.....	1988-91
9.	33.... Michael Dowis	1988-90
10.	31.... Younghoe Koo.....	2013-16
	31.... Chris Chambers.....	1996-99

FIELD GOALS MADE - GAME

5.... Sean Holland vs. Furman 11/8/03
5.... Reed Haley at The Citadel 11/19/94

FIELD GOALS MADE - SEASON

1.	20.... Tyler Bass.....	2019
2.	19.... Tyler Bass.....	2018
	19.... Younghoe Koo.....	2016
	19.... Adrian Mora.....	2010
5.	18 ...Alex Raynor	2022
	18.... Alex Raynor	2020
7.	17.... Jesse Hartley.....	2007
	17.... Tim Foley	1987
9.	16.... Adrian Mora.....	2009
	16.... Tim Foley	1985

FIELD GOALS MADE - CAREER

1.	57.... Adrian Mora.....	2008-11
2.	54.... Tyler Bass.....	2016-19
3.	50.... Tim Foley	1984-87
4.	45 ...Alex Raynor	2020-22
5.	36.... Reed Haley.....	1992-94
6.	31.... Younghoe Koo.....	2013-16
7.	28.... Scott Shelton	1999-02
	27.... Alex Hanks.....	2012-15
	27.... Michael Dowis	1988-90
	27.... David Cool.....	1988-91

HIGHEST FIELD GOAL PERCENTAGE - SEASON

(MINIMUM 8 ATTEMPTS)

1.	1.000.... Jonathan Dudley (9-9).....	2004
2.	95.0.... Younghoe Koo (19-20).....	2016
3.	94.1.... Tim Foley (16-17)	1985
4.	90.9.... Tim Foley (10-11)	1986
5.	90.5.... Tyler Bass (19-21)	2018
	90.5.... Adrian Mora (19-21)	2010
7.	90.0 ...Alex Raynor (18-20).....	2022
8.	88.9.... David Simmons (8-9).....	1983
9.	85.7.... Adrian Mora (12-14).....	2011
	85.7.... Chris Chambers (12-14).....	1998
	85.7.... Eric Meng (12-14).....	1997

HIGHEST FG PERCENTAGE - CAREER

(MINIMUM 15 ATTEMPTS)

1.	88.6.... Younghoe Koo (31-35).....	2013-16
2.	82.6.... Adrian Mora (57-69).....	2008-11
3.	81.9.... Michael Dowis (27-33).....	1988-90
4.	80.6.... Tim Foley (50-62)	1983-87
5.	79.4.... Tyler Bass (54-68)	2016-19
6.	77.8.... Sean Holland (14-18)	2001-03
7.	76.3 ...Alex Raynor (45-59).....	2020-
8.	70.0.... Eric Meng (21-30).....	1995-97
9.	68.2.... Johnathan Dudley (15-22).....	2003-06
10.	67.7.... Chris Chambers (21-31)	1996-99

EXTRA POINTS ATTEMPTED - GAME

1.	10.... Alex Hanks at Georgia State.....	10/25/14
	10.... Chris Chambers vs. Northern Arizona.....	11/27/99 (P)
	10.... Chris Chambers vs. Western Carolina.....	10/9/99

40-YARD FIELD GOALS - SEASON

1.	10.... Tyler Bass.....	2018
	10.... Tim Foley	1987

40-YARD FIELD GOALS - CAREER

1.	27.... Tyler Bass.....	2016
2.	22.... David Cool.....	1988-91
3.	19.... Tim Foley	1984-87
4.	14.... Adrian Mora.....	2008-11

50-YARD FIELD GOALS - SEASON

1.	5.... Tim Foley	1987
2.	4.... David Cool.....	1988
3.	4.... Tim Foley	1984

50-YARD FIELD GOALS - CAREER

1.	10.... Tim Foley	1984-87
2.	6.... David Cool.....	1988-91
3.	4.... Reed Haley	1992-94

EXTRA POINTS ATTEMPTED - SEASON

1.	72.... Chris Chambers.....	1999
2.	64.... Adrian Mora.....	2011
3.	62.... Jonathan Dudley.....	2004
	62.... Scott Shelton	2002
5.	60.... Chris Chambers.....	1998
6.	57.... Jonathan Dudley.....	2005
7.	54.... Alex Hanks.....	2014
8.	52.... Tim Foley	1986
9.	50 ...Alex Raynor	2022
	50.... Alex Hanks.....	2012

EXTRA POINTS ATTEMPTED - CAREER

1.	159.... Adrian Mora.....	2008-11
2.	156.... Tim Foley	1984-87
3.	142.... Chris Chambers.....	1996-99
4.	137.... Alex Hanks.....	2012-15
5.	134.... Scott Shelton	1999-02
6.	130.... Jonathan Dudley.....	2003-06
7.	125.... Michael Dowis	1988-90
8.	116.... Tyler Bass.....	2016-19
9.	113 ...Alex Raynor	2020-22
10.	104.... Reed Haley.....	1992-94

EXTRA POINTS MADE - GAME

10.... Chris Chambers vs. Northern Arizona.....	11/27/99 (P)
10.... Chris Chambers vs. Western Carolina.....	10/9/99

EXTRA POINTS MADE - SEASON

1.	69.... Chris Chambers.....	1999
2.	62.... Adrian Mora.....	2011
3.	61.... Scott Shelton	2002
4.	57.... Chris Chambers.....	1998
5.	56.... Jonathan Dudley.....	2004
6.	54.... Jonathan Dudley.....	2005
7.	50.... Tim Foley	1986
8.	49 ...Alex Raynor	2022
9.	47.... Alex Hanks.....	2014
	47.... Alex Hanks.....	2012
	47.... Jesse Hartley.....	2007
	47.... Michael Dowis	1989

CONSECUTIVE EXTRA POINTS MADE - SEASON

56.... Adrian Mora 2011

EXTRA POINTS MADE - CAREER

1.	157.... Adrian Mora	2008-11
2.	151.... Tim Foley	1984-87
3.	136.... Chris Chambers.....	1996-99
4.	129.... Alex Hanks.....	2012-15
5.	127.... Scott Shelton	1999-02
6.	121.... Michael Dowis	1988-90
7.	118.... Jonathan Dudley.....	2003-06
8.	114.... Tyler Bass.....	2016-19
9.	113 ...Alex Raynor	2020-
10.	103.... Reed Haley.....	1992-94

CONSECUTIVE EXTRA POINTS MADE - CAREER

151.... Adrian Mora 9/20/08-12/3/11

EXTRA POINT PERCENTAGE - SEASON

(MINIMUM 25 ATTEMPTS)

1.	1.000.... Tyler Bass (45-45).....	2018
	1.000.... Tyler Bass (36-36).....	2019
	1.000.... Younghoe Koo (28-28).....	2015
	1.000.... Adrian Mora (45-45).....	2010
	1.000.... Adrian Mora (31-31).....	2008
	1.000.... Tim Foley (33-33)	1985
	1.000.... Reed Haley (40-40).....	1993
	1.000.... Jesse Hartley (47-47).....	2007
9.	98.4.... Scott Shelton (61-62).....	2002
10.	98.0 ...Alex Raynor (49-50).....	2022

EXTRA POINT PERCENTAGE - CAREER

(MINIMUM 35 ATTEMPTS)

1.	99.0.... Reed Haley (103-104).....	1992-94
2.	98.7.... Adrian Mora (157-159).....	2008-11
3.	98.3.... Tyler Bass (114-116).....	2016-19
4.	97.3 ...Alex Raynor (110-113).....	2020-22
5.	96.8.... Michael Dowis (121-125).....	1988-90
	96.8.... Tim Foley (151-156)	1983-87
7.	96.7.... Jesse Hartley (58-60).....	2007-08
8.	95.8.... Chris Chambers (136-142).....	1996-99
9.	94.8.... Scott Shelton (127-134).....	1999-02
10.	94.7.... Sean Holland (36-38)	2001-03

Dist.	PLAYER	Opponent (Quarter, Time)	Date
1.	63	Tim Foley vs. James Madison (Q3, 0:46)	1987
2.	60	David Cool at James Madison (Q2, 10:16)	1988
3.	57	Chris Chambers at Oregon St. (Q2, 0:00)	1999
	57	Tim Foley vs. Western Kentucky (Q2, 0:14)	1987
5.	55	David Cool vs. Furman (Q1, 7:13)	1988 (P)
6.	54	Jesse Hartley vs. South Dakota St. (Q4, 0:00)	2007
	54	David Cool at James Madison (Q1, 0:00)	1988
	54	Tim Foley vs. Central Florida (Q1, 7:33)	1987
	54	Tim Foley at Chattanooga (Q1, 1:02)	1985
10.	53	Younghoe Koo at Arkansas State (Q2, 1:24)	2016
	53	Reed Haley vs. Chattanooga (Q2, 0:26)	1993
	53	Reed Haley vs. Jacksonville St. (Q4, 11:25)	1992
	53	Reed Haley at Youngstown St. (Q2, 14:55)	1992
	53	David Cool vs. Western Carolina (Q4, 8:34)	1991
15.	52	David Cool vs. Savannah St. (Q1, 10:46)	1991
	52	Tim Foley at East Carolina (Q1, 1:21)	1987
	52	Tim Foley vs. Western Kentucky (Q2, 3:11)	1987
18.	51	Scott Shelton vs. Bethune-Cookman (Q2, 14:50)	2002
	51	Reed Haley at The Citadel (Q4 8:11)	1992
	51	Tim Foley vs. Newberry (Q2, 1:28)	1984
21.	50	Tyler Bass vs. Eastern Michigan (Q2, 0:00)	2018
	50	Tyler Bass vs. UMass (Q3, 10:01)	2018
	50	Adrian Mora at Wofford (Q3, 6:13)	2009
	50	David Cool at Chattanooga (Q2, 4:15)	1988
	50	Tim Foley at Florida A&M (Q2, 0:02)	1985
	50	Tim Foley vs. Bethune-Cookman (Q2, 0:06)	1985
	50	Tim Foley at James Madison (Q1, 1:18)	1985
28.	49	Britton Williams vs. Gardner-Webb (Q1, 4:20)	2021
	49	Tyler Bass at App State (Q2, 11:45)	2019
	49	Tyler Bass vs. Georgia State (Q2, 10:00)	2019
	49	Tyler Bass at Georgia State (Q2, 0:00)	2018
	49	Younghoe Koo at Elon (Q2, 0:10)	2013
	49	Adrian Mora vs. Furman (Q3, 10:43)	2011
	49	Jesse Hartley at Elon (Q2, 11:32)	2007
	49	Eric Meng vs. Western Carolina (Q2, 5:55)	1997
	49	David Cool vs. West Georgia (Q1, 5:06)	1989
37.	48	Tyler Bass at Coastal Carolina (Q1, 4:41)	2017
	48	Tyler Bass vs. Georgia State (Q2, 0:15)	2017
	48	Younghoe Koo at Georgia (Q4, 9:21)	2015
	48	Alex Hanks vs. Wofford, 2012 (Q2, 11:52)	2012
	48	Adrian Mora at Wofford (Q2, 9:59)	2009

Dist.	PLAYER	Opponent (Quarter, Time)	Date
48		Jonathan Dudley vs. App State (Q2, 9:01)	2004
48		Reed Haley vs. Concord (Q2, 0:05)	1993
48		David Cool vs. Central Florida (Q1, 1:58)	1990
48		David Cool vs. Furman (Q3, 5:07)	1988 (P)
46.	47	Alex Raynor vs. App State (Q4, 14:51)	2020
47		Tyler Bass at LSU (Q2, 5:13)	2019
47		Eric Meng vs. Furman (Q4, 13:34)	1997
47		Reed Haley at Marshall (Q2, 1:21)	1993
47		Reed Haley at East Tennessee St. (Q3, 12:18)	1993
47		Tim Foley at Central Florida (Q4, 8:57)	1985
52.	46	Alex Raynor vs. Marshall (Q1, 4:31)	2022
46		Tyler Bass at South Alabama (Q2, 11:03)	2019
46		Tyler Bass at Troy (Q2, 11:09)	2017
46		Adrian Mora at South Dakota St. (Q1, 2:56)	2009
46		Reed Haley vs. Concord (Q4, 10:59)	1993
46		David Cool vs. Nicholls St. (Q1, 5:18)	1991
46		David Cool vs. Valdosta St. (Q4, 8:57)	1990
46		David Cool vs. West Georgia (Q2, 6:34)	1989
46		David Cool at Samford (Q3, 9:26)	1989
46		David Cool vs. Central Florida (Q2, 7:57)	1988
62.	45	Alex Raynor at Coastal Carolina (Q3, 1:05)	2022
45		Tyler Bass vs. Coastal Carolina (Q1, 1:44)	2019
45		Tyler Bass at Minnesota (Q2, 3:26)	2019
45		Alex Hanks at New Mexico St. (Q2, 0:02)	2014
45		Adrian Mora vs. South Carolina St. (Q3, 0:00)	2010 (P)
45		Adrian Mora at Chattanooga (Q2, 0:03)	2010
45		Scott Shelton vs. East Tennessee St. (Q2, 0:00)	2002
45		Scott Shelton at Elon (Q1, 1:33)	2001
45		Rob Bironas vs. East Tennessee St. (Q2, 0:00)	2000
45		Chris Chambers vs. App State (Q1, 3:26)	1998
45		Reed Haley vs. The Citadel (Q2, 9:08)	1993
45		David Cool vs. South Carolina St. (Q3, 7:35)	1988
45		Tim Foley vs. Central Florida (Q1, 6:06)	1985
45		Tim Foley vs. East Tennessee St. (Q3, 3:38)	1985
76.	44	Alex Raynor at South Alabama (Q3, 10:22)	2021
44		Tyler Bass vs. Louisiana (Q2, 12:09)	2019
44		Tyler Bass at App State (Q3, 4:24)	2017
44		Younghoe Koo vs. ULM (Q3, 7:32)	2016
44		Younghoe Koo at Georgia Tech (Q2, 2:13)	2016
44		Younghoe Koo vs. Texas St. (Q3, 3:02)	2015
44		Adrian Mora vs. Albany (Q4, 0:40)	2009

Dist.	PLAYER	Opponent (Quarter, Time)	Date
44		Jesse Hartley at Wofford (Q4, 8:58)	2007
44		Scott Shelton vs. Florida A&M (Q2, 13:29)	2001 (P)
44		Reed Haley vs. Middle Tennessee St. (Q3, 9:18)	1992
44		David Cool vs. UL Monroe (Q2, 0:31)	1990
44		David Cool vs. UL Monroe (Q4, 8:40)	1990
44		David Cool vs. UCF (Q1, 1:07)	1990 (P)
44		David Cool vs. Middle Tennessee St. (Q1, 4:22)	1989
44		Tim Foley at Furman (Q2, 13:33)	1985
44		Tim Foley vs. Valdosta St. (Q2, 0:25)	1984
44		David Simmons at Valdosta St. (Q2, 0:00)	1983
93.	43	Alex Raynor vs. Ball State (Q2, 13:15)	2022
43		Tyler Bass vs. App State (Q3, 1:34)	2018
43		Tyler Bass at Texas State (Q3, 1:59)	2018
43		Tyler Bass vs. New Hampshire (Q3, 01:06)	2017
43		Scott Shelton vs. Bethune-Cookman (Q2, 4:10)	2002
43		David Cool at Florida St. (Q1, 2:51)	1990
43		David Cool vs. The Citadel (Q2, 0:18)	1990
43		Tim Foley vs. Bethune-Cookman (Q2, 2:27)	1985
101.	42	Alex Raynor at Troy (Q4, 12:53)	2021
42		Tyler Bass vs. App State (Q2, 4:45)	2018
42		Tyler Bass at Louisiana (Q2, 14:55)	2017
42		Adrian Mora at Furman (Q2, 0:50)	2008
42		Scott Shelton vs. Delaware (Q2, 0:00)	2001
42		Scott Shelton vs. Western Carolina (Q3, 0:57)	2001
42		Scott Shelton vs. Furman (Q4, 2:28)	2001 (P)
42		Chris Chambers vs. The Citadel (Q1, 1:38)	1999
42		Chris Chambers at The Citadel (Q4, 7:14)	1998
42		Reed Haley vs. East Tennessee St. (Q4, 6:23)	1994
42		Tim Foley vs. Tennessee Tech (Q3, 7:27)	1985
112.	41	Alex Raynor vs. Texas State (Q2, 12:09)	2020
41		Alex Raynor vs. Campbell (Q1, 8:37)	2020
41		Tyler Bass at New Mexico State (Q1, 8:36)	2018
41		Tyler Bass vs. UMass (Q2, 7:18)	2018
41		Tyler Bass vs. South Alabama (Q2, 0:00)	2017
41		Tyler Bass at UMass (Q2, 10:15)	2017
41		Tyler Bass vs. New Mexico State (Q3, 10:50)	2017
41		Younghoe Koo at Ole Miss (Q3, 3:02)	2016
41		Adrian Mora at Samford (Q3, 11:26)	2011
41		Adrian Mora at Furman (Q2, 9:37)	2010
41		Adrian Mora at Coastal Carolina (Q2, 14:20)	2010
41		Adrian Mora vs. Elon (Q1, 10:57)	2008
41		Adrian Mora at Chattanooga (Q1, 1:50)	2008
41		Jesse Hartley at Elon (1 OT)	2007
41		Jonathan Dudley at Western Carolina (Q3, 11:02)	2004
41		Rob Bironas at The Citadel (Q4, 11:58)	2000
41		Rob Bironas at Furman (Q3, 12:34)	2000
41		David Cool at UL Monroe (Q1, 1:47)	1990
41		Mike Dowis vs. Nevada (Q4, 1:06)	1990 (P)
131.	40	Tyler Bass vs. Maine (Q4, 3:46)	2019
40		Tyler Bass vs. Eastern Michigan (Q4, 0:00)	2018
40		Alex Hanks vs. The Citadel (Q3, 4:54)	2015
40		Alex Hanks vs. Central Arkansas (Q2, 2:31)	2012 (P)
40		Adrian Mora at Delaware (Q3, 11:59)	2010 (P)
40		Bo Galvin at Furman (Q2, 3:47)	2006
40		Jonathan Dudley at Furman (Q4, 11:14)	2004
40		Scott Shelton vs. Furman (Q1, 0:49)	2001
40		Chris Chambers at Furman (Q3, 3:09)	1998
40		Eric Meng at App State (Q2, 14:19)	1995
40		Reed Haley at Western Carolina (Q2, 5:28)	1994
40		Mike Dowis at James Madison (Q1, 10:53)	1989
40		Mike Dowis at James Madison (Q2, 2:32)	1989
40		Tim Foley at Middle Tennessee St. (Q3, 11:39)	1986
40		Tim Foley at Bethune-Cookman (Q2, 0:04)	1986



Tim Foley

INDIVIDUAL RECORDS - PUNT/KICK RETURNS



MOST KICKOFF RETURNS - GAME

1.	7....	Myles Campbell at UMass	10/21/17
2.	6....	Myles Campbell at Troy	10/28/17
		Derek Keaton vs. Georgia State	12/5/15
		Laron Scott at Delaware	12/18/10
		Laron Scott vs. Wofford	10/9/10
		Darrell Pasco vs. Furman	11/14/09
		Melvin Bell vs. Bethune-Cookman	10/6/84

KICKOFF RETURNS - SEASON

1.	44....	Laron Scott	2010
2.	36....	Myles Campbell	2017
	36....	Derek Keaton	2015
4.	34....	Laron Scott	2011
5.	33....	Nay Young	1986
6.	31....	J.J. Wilcox	2012
7.	25....	Karl Miller	1990
8.	24....	Wesley Kennedy III	2018
9.	22....	Karl Miller	1988
	22....	Melvin Bell	1983

MOST KICKOFF RETURNS - CAREER

1.	81....	Laron Scott	2009-11
2.	68....	Chris Wright	1991-94
3.	64....	Karl Miller	1987-90
4.	46....	Myles Campbell	2014-17
	46....	Nay Young	1983-87
6.	43....	Ant Williams	1999-02
7.	41....	Wesley Kennedy III	2017-20
8.	39....	Melvin Bell	1983-84
	39....	Darrell Pasco	2008-09
10.	34....	Raja Andrews	2004-08

KICKOFF RETURN YARDS - GAME

195....	Derek Keaton vs. Georgia State	12/5/15
---------	--------------------------------	---------

KICKOFF RETURN YARDS - SEASON

1.	1,161....	Laron Scott	2010
2.	1,040....	Laron Scott	2011
3.	934....	Derek Keaton	2015
4.	790....	Myles Campbell	2017
5.	780....	J.J. Wilcox	2012
6.	715....	Nay Young	1986
7.	598....	Lewis Barr	2003
8.	570....	Karl Miller	1990
9.	529....	Wesley Kennedy III	2018
10.	495....	Karl Miller	1988

KICKOFF RETURN YARDS - CAREER

1.	2,257....	Laron Scott	2009-11
2.	1,430....	Chris Wright	1991-94
3.	1,386....	Karl Miller	1987-90
4.	1,379....	Derek Keaton	2014-15
5.	997....	Myles Campbell	2014-17
6.	984....	Nay Young	1983-87
7.	919....	Wesley Kennedy III	2017-20
8.	908....	Darrell Pasco	2008-09
9.	890....	Ant Williams	1999-02
10.	876....	Melvin Bell	1983-84

KICKOFF RETURN AVG. - SEASON

(MINIMUM 15 RETURNS)

1.	30.59....	Laron Scott (34-1041)	2011
2.	29.90....	Lewis Barr (20-598)	2003
3.	27.81....	Derek Keaton (16-445)	2014
4.	27.33....	Chris Wright (15-410)	1992
5.	26.39....	Laron Scott (44-1,161)	2010
6.	26.11....	Ant Williams (18-470)	2002
7.	26.20....	Samair Baker (15-393-1TD)	2008
8.	25.94....	Derek Keaton (36-934)	2015
9.	25.93....	Dexter Dawson (15-389)	1995
10.	25.16....	J.J. Wilcox (31-780)	2012

KICKOFF RETURN AVG. - CAREER

(MINIMUM 25 RETURNS)

1.	27.86....	Laron Scott (81-2,257)	2009-11
2.	26.52....	Derek Keaton (52-1,379)	2014-15
3.	26.23....	Lewis Barr (30-787)	2002-05
4.	25.93....	Corey Joyner (27-700)	1994-98
5.	23.97....	J.J. Wilcox (31-780)	2009-12
6.	23.28....	Darrell Pasco (39-908)	2008-09
7.	22.46....	Melvin Bell (64-1,386)	1983-84
8.	23.41....	Wesley Kennedy III (41-919)	2017-20
9.	21.67....	Myles Campbell (46-997)	2014-17
10.	21.66....	Karl Miller (64-1,386)	1987-90

KICKOFF RETURN TOUCHDOWNS

1.	1....	by 13 players on 14 occasions (last by):	
	 Monquavion Brinson. vs. ULM (42 yds)	11/16/19

PUNT RETURNS - GAME

9....	Dexter Dawson vs. VMI	10/23/93
-------	-----------------------	----------

PUNT RETURNS - SEASON

1.	44....	Anthony J. Williams	2002
2.	37....	Brandon Rozelle	1992
3.	34....	Rodney Oglesby	1989
4.	32....	Dexter Dawson	1993
5.	28....	Ant Williams	2001
6.	25....	Reico Tutt	1997
	25....	Shawn Austin	1991
	25....	Rodney Oglesby	1988
9.	24....	Jayson Foster	2006
	24....	Anthony J. Williams	1999

PUNT RETURNS - CAREER

1.	118....	Ant Williams	1999-02
2.	97....	Rodney Oglesby	1988-91
3.	73....	Dexter Dawson	1992-95
4.	48....	Darreon Robinson	2009-12
5.	45....	Jayson Foster	2004-07
	45....	Brandon Rozelle	1990-93
7.	44....	Tony Belser	1985-88
	44....	Teddy Craft	2003-05
9.	40....	Recio Tutt	1996-97
10.	36....	Melvin Bell	1983-84
11.	35....	Nay Young	1983-87

PUNT RETURN YARDS - GAME

143....	Ant Williams vs. Chattanooga	9/2/01
---------	------------------------------	--------

PUNT RETURN YARDS - SEASON

1.	474....	Ant Williams	2002
2.	366....	Dexter Dawson	1993
3.	347....	Rodney Oglesby	1989
4.	282....	Ant Williams	2001
5.	280....	Raja Andrews	2008
6.	276....	Derek Keaton	2015
7.	271....	Dexter Dawson	1995
8.	253....	Corey Joyner	1998
9.	252....	Melvin Bell	1984
10.	250....	Jayson Foster	2006

PUNT RETURN YARDS - CAREER

1.	1,126....	Ant Williams	1999-02
2.	864....	Dexter Dawson	1992-95
3.	767....	Rodney Oglesby	1988-91
4.	509....	Jayson Foster	2004-07
5.	408....	Teddy Craft	2003-05
6.	403....	Raja Andrews	2004-08
7.	377....	Nay Young	1983-87
8.	372....	Melvin Bell	1983-84
9.	339....	Tony Belser	1985-88
	339....	Corey Joyner	1994-98

PUNT RETURN AVERAGE - SEASON

(MINIMUM 15 RETURNS)

1.	15.94....	Dexter Dawson (17-271)	1995
2.	15.33....	Derek Keaton (18-276)	2015
3.	14.88....	Corey Joyner (17-253)	1998
4.	14.00....	Raja Andrews (20-280)	2008
	14.00....	Melvin Bell (18-252)	1984
6.	11.44....	Dexter Dawson (32-366)	1993
7.	11.35....	Teddy Craft (17-193)	2004
8.	11.17....	Nay Young (18-201)	1985
9.	10.77....	Ant Williams (44-474)	2002
10.	10.42....	Jayson Foster (24-250)	2006

PUNT RETURN AVERAGE - CAREER

(MINIMUM 20 RETURNS)

1.	16.12....	Raja Andrews (25-403)	2004-08
2.	14.05....	Derek Keaton (20-281)	2014-15
3.	13.04....	Corey Joyner (26-339)	1994-98
4.	12.40....	Wesley Kennedy III (25-310)	2017-20
5.	11.84....	Dexter Dawson (73-864)	1992-95
6.	11.31....	Jayson Foster (45-509)	2004-07
7.	10.77....	Nay Young (35-377)	1983-87
8.	10.33....	Melvin Bell (36-372)	1983-84
9.	10.21....	Lewis Barr (29-296)	2002-05
10.	9.54....	Ant Williams (118-1126)	1999-02

PUNT RETURN TOUCHDOWNS - GAME/SEASON

1.	1....	13 players on 21 occasions, last by:	
	 Tyrell Davis (20) at Texas State	11/13/21

PUNT RETURN TOUCHDOWNS - CAREER

1.	4....	Ant Williams	1999-02
2.	2....	Raja Andrews	2005-08
	2....	Jayson Foster	2004-07
	2....	Rodney Oglesby	1988-91
	2....	Wesley Kennedy III	2017-20



INDIVIDUAL RECORDS - DEFENSE

TACKLES - GAME

1.	22.... James Dickerson at South Florida.....	11/15/97
	22.... Edward Thomas vs. VMI	10/5/96
	22.... Jessie Jenkins at Troy.....	9/15/85
4.	21.... Everett Sharpe vs. The Citadel	11/26/88
5.	20.... Edward Thomas at The Citadel	10/26/96
6.	19.... Chris Covington vs. Wofford	9/27/08

TACKLES BY A DEFENSIVE LINEMAN - GAME

22.... Jessie Jenkins at Troy.....	9/15/85
22.... Edward Thomas vs. Troy	10/5/96

TACKLES BY A LINEBACKER - GAME

21.... Everett Sharpe vs. The Citadel	9/15/85
---	---------

TACKLES BY A DEFENSIVE BACK - GAME

22.... James Dickerson at South Florida.....	11/15/97
--	----------

TACKLES - SEASON

1.	133.... Mike West (73s-60a).....	1990
2.	130.... Edward Thomas (86s-44a).....	1996
3.	127.... Paul Carroll (71s-56a)	1994
4.	121.... James Dickerson (65s-56a)	1997
5.	117.... Jessie Jenkins (70s-47a)	1985
6.	116.... Joe Scott (68s-48a).....	2002
7.	114 ...Marques Watson-Trent (49s-65a)	2022
8.	112.... John Mohring (55s-57a).....	2005
	112.... Joe Scott (72s-40a).....	2001
	112.... Lee Brooks (57s-55a).....	1996

TACKLES BY A DEFENSIVE LINEMAN - SEASON

130.... Edward Thomas	1996
-----------------------------	------

TACKLES BY A LINEBACKER - SEASON

133.... Mike West.....	1990
------------------------	------

TACKLES BY A DEFENSIVE BACK - SEASON

121.... James Dickerson	1997
-------------------------------	------

TACKLES - CAREER

1.	375.... Paul Carroll (205s-170a).....	1991-94
2.	353.... Freddy Pesqueira (173s-180a)	1999-02
3.	316.... John Mohring (181s-135a)	2003-06
4.	308.... Edward Thomas (186s-122a)	1993-96
5.	292.... Nick Davis (156s-136a)	1990-93
6.	290.... Joe Scott (173s-117a).....	1999-03
7.	282.... Rob Stockton (162s-120a)	1992-95
8.	279.... Derrick Butler (172s-107a)	2001-04
9.	267.... D.T. Tanner (136s-131a)	1994-97
10.	266.... Charles Carper (173s-93a)	1983-85

TACKLES BY A DEFENSIVE LINEMAN - CAREER

353.... Freddy Pesqueira	1999-02
--------------------------------	---------

TACKLES BY A LINEBACKER - CAREER

375.... Paul Carroll	1991-94
----------------------------	---------

TACKLES BY A DEFENSIVE BACK - CAREER

282.... Rob Stockton	1992-95
----------------------------	---------

SACKS - GAME

5.... Giff Smith at Chattanooga	9/17/88
---------------------------------------	---------

SACKS - SEASON

1.	15.5.... Darren Alford	1988
2.	11.0.... Eric Davis	1998
3.	10.5.... Edward Thomas	1995
4.	9.5.... Edward Thomas	1996
	9.5.... Alex Mash	1993
6.	8.5.... Dakota Walker.....	2008
7.	8.0.... Giff Smith	1988
	8.0.... Brent Russell.....	2010
9.	7.0.... Michael Morris.....	1994
	7.0.... Freddy Pesqueira	2002
11.	6.5.... Javon Mention.....	2012
	6.5.... Dion DuBose.....	2012
	6.5.... Brent Russell.....	2011
	6.5.... Chris Covington.....	2008

SACKS - CAREER

1.	24.0.... Brent Russell.....	2008-12
	24.0.... Edward Thomas	1993-96
3.	19.5.... Freddy Pesqueira	1999-02
4.	18.5.... Alex Mash	1990-93
5.	16.5.... Raymond Johnson III	2017-20
6.	16.0.... Eric Davis	1996-98
7.	15.5.... Giff Smith	1987-90
	15.5.... Darren Alford	1987-88
9.	14.0.... Michael Morris.....	1991-94
10.	13.5.... Eric Hadley.....	2001-04
	13.5.... Steve Bussolletti	1988-91

TACKLES FOR LOSS - SEASON

1.	22.0.... Voncellies Allen	1999
2.	21.0.... Eric Davis	1998
3.	19.0.... Freddy Pesqueira	2002
4.	18.5.... Brent Russell.....	2010
5.	18.0.... Alex Mash	1991
6.	17.5.... Dakota Walker.....	2008
7.	17.0.... Eric Davis	1997
	17.0.... Voncellies Allen	1998
9.	16.5.... Brent Russell.....	2011
10.	15.5.... Roderick Tinsley	2010

TACKLES FOR LOSS - CAREER

1.	59.0.... Voncellies Allen	1996-99
2.	54.5.... Brent Russell.....	2008-12
3.	51.5.... Freddy Pesqueira	1999-02
4.	38.5.... Eric Hadley.....	2001-04
5.	38.0.... Eric Davis	1996-98
	38.0.... Alex Mash	1990-93
7.	37.5.... John Mohring	2003-06
8.	36.0.... Raymond Johnson III	2017-20
9.	29.5.... Dion DuBose.....	2008-12
10.	27.5.... Giff Smith	1987-90

PASS BREAKUPS - SEASON

1.	18.... Laron Scott	2011
	18.... Mark Giles.....	1990
3.	13.... Rodney Oglesby	1990
4.	12.... Monquavion Brinson	2019
	12.... Monquavion Brinson	2017
	12.... Don Hudson.....	1992
7.	11 ...Derrick Canteen.....	2022
	11.... Kindle Vildor	2018
	11.... Caleb Williams	2015
	11.... Brandon Jackson.....	2007
	11.... Nay Young.....	1986
	11.... Chris Aiken.....	1985

MOST PASS BREAKUPS - CAREER

1.	37.... Monquavion Brinson	2016-19
2.	36.... Laron Scott	2009-11
3.	35.... Rodney Oglesby.....	1988-91
4.	32.... Nay Young.....	1984-87
5.	24.... Kindle Vildor	2016-19
	24.... Mark Giles.....	1988-91
7.	23.... Taz Dixon	1986-89
8.	21 ...Derrick Canteen.....	2019-22
	21.... Kenderick Duncan Jr.....	2018-20
	21.... Carson Hill	2006-10

INTERCEPTIONS - GAME

1.	3.... Antonio Glover vs. Western Michigan.....	9/12/15
	Rodney Oglesby vs. Savannah State.....	9/7/91
3.	2.... many times, last by Justin Birdsong	
	vs. Louisiana Tech.....	12/23/20

INTERCEPTIONS - SEASON

1.	6.... Derrick Canteen	2020
	6.... Antonio Glover.....	2015
	6.... A.J. Bryant.....	2004
	6.... Earthwind Moreland.....	1998
	6.... Randell Boone.....	1989
	6.... Laron Scott	2010
	6.... Arkee Thompson.....	1998
	6.... Jim Mutimer	1991
	6.... Nate Gates.....	2000
10.	5.... Monquavion Brinson	2017
	5.... Lavar Rainey	2000
	5.... Rodney Oglesby.....	1988
	5.... Arkee Thompson.....	1999
	5.... Brancis Williams	1995
	5.... Nay Young.....	1983
	5.... Chris Aiken.....	1985
	5.... Brandon Jackson.....	2006

INTERCEPTIONS - CAREER

1.	16.... Nay Young.....	1983-87
2.	15.... Rodney Oglesby.....	1988-91
3.	12.... Taz Dixon	1986-89
	12.... Laron Scott	2009-11
5.	11.... Arkee Thompson	1998-99
6.	10.... A.J. Bryant.....	2002-05
	10.... Marco Bradham	1992-95
8.	9.... Kindle Vildor	2016-19
	9.... David Young.....	1999-02
	9.... Jim Mutimer	1988-91
	9.... Kevin Whitley	1988-91

INDIVIDUAL RECORDS - DEFENSE



MOST PASSES DEFENDED - CAREER

1.	50.....	Rodney Oglesby	1988-91
2.	48.....	Laron Scott	2009-11
	48.....	Nay Young	1984-87
4.	43.....	Monquavion Brinson	2016-19
5.	35.....	Taz Dixon	1986-89
6.	33.....	Kindle Vildor	2016-19
7.	31.....	Mark Giles	1988-91
8.	29.....	David Young	1999-02
9.	28.....	Derrick Canteen	2019-22
10.	27.....	4 players	
	 last by Kenderick Duncan Jr.	2018-20

INT RETURN YARDS - GAME

102....	Earthwind Moreland (2 INT) vs. Jacksonville St. ...	9/12/98
---------	---	---------

INT RETURN YARDS - SEASON

1.	165....	A.J. Bryant (6 INT)	2004
2.	153....	Matt Dobson (3 INT)	2014
3.	111....	Hugo Rossignol (4 INT)	1983
4.	107....	Lavar Rainey (5 INT)	2000
5.	104....	Dreck Cooper (2 INT)	2001
6.	102....	Earthwind Moreland (3 INT)	1998
7.	98....	Ryan Hadden (1 INT)	1999
8.	96....	Lavelle Westbrook (2 INT)	2012
	96....	John Mohring (3 INT)	2005
10.	95....	A.J. Bryant (4 INT)	2005

INT RETURN YARDS - CAREER

1.	260....	A.J. Bryant	2002-05
2.	221....	Matt Dobson	2012-15
3.	197....	Rodney Oglesby	1988-91
4.	182....	Taz Dixon	1986-89
5.	167....	David Young	1999-02
6.	165....	Nay Young	1983-87
7.	155....	Hugo Rossignol	1983-85
8.	127....	Laron Scott	2009-11
9.	121....	Arkee Thompson	1998-99
10.	117....	John Mohring	2003-06

INTERCEPTION RETURN TDS - SEASON

1.	2....	Matt Dobson	2014
	2....	Laron Scott	2010
	2....	Lavar Rainey	2000
	2....	Taz Dixon	1989

INTERCEPTION RETURN TDS - CAREER

1.	3....	Taz Dixon	1986-89
2.	2....	A.J. Bryant	2002-05
	2....	Matt Dobson	2012-15
	2....	Lavar Rainey	1996-97, 1999-00
	2....	Laron Scott	2009-11
	2....	Michael Youngblood	1999-01

FUMBLE RECOVERIES - SEASON

1.	5....	Darius Dawson	1993
2.	4....	Daryl Morrell	1997
	4....	Nay Young	1987
4.	3....	13 tied, last by Raymond Johnson III	2018

FUMBLE RECOVERIES - CAREER

1.	6....	Raymond Johnson III	2017-20
	6....	Michael Berry	1988-91
3.	5....	Darius Dawson	1990-93
	5....	Steve Bussoletti	1988-91
	5....	Eric Thigpen	1993-96
	5....	Cloise Williams	1995-98
	5....	Nay Young	1984-87
	5....	Alex Mash	1990-93
	5....	Daryl Morrell	1997-98
10.	4....	10 tied	

FUMBLE RETURNS TOUCHDOWNS - SEASON

1.	1....	by many, most recent	
		Derrick Canteen (22) at Army West Point	11/21/20
		Ukeme Eligwe (90) vs. App State	10/27/16
		Caleb Williams (62) at Georgia	11/21/15
		Riyahd Jones (61) at Troy	11/14/15
		John Douglas (20) at Wofford	12/11/10
		Josh Gebhardt (34) vs SC State	11/27/10
		Kyle Oehlbeck (8) at Coastal Carolina	9/18/10

FUMBLES FORCED - SEASON

1.	6....	Roderick Tinsley	2010
2.	4....	Antwione Williams	2015
	4....	Nick Davis	1993
	4....	Chad Nighbert	1997
	4....	Brandon Smith	1995
6.	3....	14 Tied, last by Quan Griffin	2018

FUMBLES FORCED - CAREER

1.	8....	Michael Berry	1988-91
2.	6....	Antwione Williams	2011-15
	6....	Roderick Tinsley	2008-11
	6....	Freddy Pesqueira	1999-02
	6....	Chad Nighbert	1994-97
	6....	Jessie Jenkins	1983-85
6.	5....	Darius Eubanks	2009-12
	5....	Cloise Williams	1994-98
	5....	Paul Carroll	1991-94
	5....	Nick Davis	1990-93
10.	4....	14 Tied	

QB HURRIES - SEASON

1.	15....	Raymond Johnson III	2020
2.	12....	Eric Davis	1998
	12....	Jamar Jones	2000
	12....	Derrick Reeves	1997
5.	11....	Freddy Pesqueira	2002
6.	10....	Eric Davis	1997
	10....	Voncellies Allen	1997
8.	9....	Deshon Cooper	2017
	9....	Nate Gates	2000
10.	8....	Winston Hardison	2002
	8....	Eric Hadley	2002

QB HURRIES - CAREER

1.	29....	Freddy Pesqueira	1999-02
	29....	Raymond Johnson III	2017-20
3.	22....	Eric Davis	1996-98
4.	21....	Voncellies Allen	1996-99
5.	18....	Jamar Jones	1998-01
6.	12....	Derrick Reeves	1995-97
	12....	Eugene Phillips	1996-99
8.	11....	Corey Middlebrooks	1998-01
	11....	Benji Harris	1997-98
	11....	Eric Hadley	2001-04

BLOCKED KICKS - SEASON

1.	5....	Mark Giles (3 Punt, 1 FG, 1 PAT)	1988
2.	3....	Brent Russell (3 PAT)	2009
	3....	Larry Beard (3 PAT)	2008
	3....	Aaron Whitaker (2 Punt, 1 FG)	2003
	3....	David Young (3 Punt)	2001
	3....	Maurice Bing (2 FG, 1 Punt)	1993
7.	2....	Najee Thompson (2 Punt)	2020
	2....	Jonathan Battle Jr. (1 FG, 1 PAT)	2016
	2....	Ironhead Gallon (2 Punt)	2015
	2....	Ironhead Gallon (2 Punt)	2014
	2....	Jonathan Battle Jr. (2 PAT)	2013
	2....	Laron Scott (2 PAT)	2011
	2....	Tim Camp (2 Punt)	2005
	2....	David Young (2 Punt)	2002
	2....	Lavar Rainey (2 Punt)	1999
	2....	James Williams (2 Punts)	1993
	2....	Jonathan Richardson (2 Punt)	1993
	2....	Clint Avret (2 FG)	1991
	2....	Randell Boone (2 Punt)	1989

BLOCKED KICKS - CAREER

1.	7....	Mark Giles (4 Punt, 2 FG, 1 PAT)	1988-91
2.	6....	David Young (6 Punt)	1999-02
3.	5....	Brent Russell (5 PAT)	2009-12
4.	4....	Jonathan Battle Jr. (3 PAT, 1 FG)	2012-14, 2016
	4....	Larry Beard (3 PAT, 1 FG)	2005-08
	4....	Ironhead Gallon (4 Punt)	2012, 2014-16
7.	3....	Najee Thompon (3 Punt)	2018-22
	3....	Maurice Bing (2 FG, 1 Punt)	1995-96
	3....	Tim Camp (3 Punt)	2005-08
	3....	Aaron Whitaker (2 Punt, 1 FG)	2001-02



Raymond Johnson III

RUSHING YARDS

YEAR	PLAYER (LONG)	POS	CL	ATT	YARDS	Y/C	TD	Y/G
2022	Jalen White (71t)	RB	Jr.	162	914	5.6	10	83.1
2021	Logan Wright (60)	RB	Sr.	150	793	5.3	8	66.1
2020	Shai Werts (41t)	QB	Sr.	146	720	4.9	11	65.5
2019	Wesley Kennedy III (71t)	RB	Jr.	119	824	6.9	11	91.6
2018	Wesley Fields (64)	RB	Sr.	200	1,080	5.4	9	87.5
2017	Wesley Fields (48t)	RB	Jr.	173	811	4.7	5	67.6
2016	Kevin Ellison (54)	QB	Jr.	139	678	4.9	7	61.6
2015	Matt Breida (87t)	RB	Jr.	203	1,608	7.9	17	123.7
2014	Matt Breida (88t)	RB	So.	171	1,485	8.7	17	123.8
2013	Jerick McKinnon (66t, 66)	RB/QB	Sr.	161	1,050	6.5	12	105.0
2012	Jerick McKinnon (87t)	RB/QB	Jr.	269	1,817	6.8	20	129.8
2011	Dominique Swope (82t)	RB	Fr.	168	1,023	6.1	7	78.7
2010	Robert Brown (80t)	RB	Fr.	213	1,004	4.7	7	77.2
2009	Adam Urbano (45t)	RB	So.	141	622	4.4	6	56.5
2008	Antonio Henton (25t, 25, 25)	QB	So.	159	628	3.9	9	57.1
2007	Jayson Foster (82t)	QB	Sr.	261	1,844	7.1	24	167.6
2006	Chris Covington (75)	RB	So.	164	824	5.0	8	74.9
2005	Jermaine Austin (60t)	RB	Sr.	233	1,546	6.6	14	128.8
2004	Jermaine Austin (63t)	RB	Jr.	154	988	6.4	5	98.8
2003	Jermaine Austin (78t)	RB	So.	224	1,461	6.5	6	132.8
2002	Chaz Williams (71t)	RB	So.	290	1,422	4.9	*27	101.6
2001	Adrian Peterson (54)	RB	Sr.	261	1,459	5.6	18	132.6
2000	Adrian Peterson (49)	RB	Jr.	230	1,361	5.9	13	151.2
1999	Adrian Peterson (73t)	RB	So.	248	1,807	7.3	28	164.3
1998	Adrian Peterson (91t)	RB	Fr.	258	#1,932	7.5	25	175.6
1997	Roderick Russell (56t)	FB	Sr.	215	1,171	5.4	10	106.5
1996	Roderick Russell (69)	RB	Jr.	184	1,238	6.7	5	112.6
1995	Charles Bostick (45)	QB	Sr.	158	587	3.7	7	53.4
1994	Marlow Warthen (78t)	SB	Jr.	69	658	9.5	5	59.8
1993	James Williams (50t)	FB	Sr.	151	839	5.6	2	76.3
1992	James Williams (34)	FB	Jr.	157	737	4.7	3	67.0
1991	Lester Efford (34)	FB	Sr.	208	952	4.6	5	86.5
1990	Joe Ross (46)	FB	Sr.	199	868	4.4	13	78.9
1989	Joe Ross (62)	FB	Jr.	212	1,354	6.4	13	135.4
1988	Raymond Gross (48t, 48t)	QB	So.	194	772	4.0	4	70.2
1987	Joe Ross (75)	FB	Fr.	165	1,018	6.2	4	92.5
1986	Tracy Ham (55t)	QB	Sr.	207	1,048	5.1	18	95.3
1985	Ricky Harris (33t)	RB	Jr.	111	825	7.4	5	75.0
1984	Tracy Ham (72)	QB	So.	148	707	4.8	5	64.3
1983	Melvin Bell (73t)	RB	So.	121	712	5.9	2	64.7

*NCAA record for rushing touchdowns by a quarterback; #NCAA record for rushing yards by a freshman

RECEIVING YARDS

YEAR	PLAYER (LONG)	CL	REC.	YARDS	AVG.	TD	A/G
2022	Khaleb Hood (46t)	Sr.	87	925	10.6	3	71.2
2021	Khaleb Hood (46)	Jr.	41	497	12.1	0	41.4
2020	Malik Murray (47)	Sr.	21	260	12.4	1	20.0
2019	Mark Michaud (45)	Sr.	16	271	16.9	4	20.8
2018	Wesley Fields (61t)	Sr.	10	237	23.7	1	19.8
2017	Malik Henry (55)	So.	20	268	13.4	1	26.8
2016	BJ Johnson III (64t)	Sr.	42	600	14.3	3	50.0
2015	BJ Johnson III (36)	Jr.	15	249	16.6	0	27.7
2014	BJ Johnson III (68t)	So.	23	312	13.6	3	26.0
2013	BJ Johnson III (45)	Fr.	12	216	18.0	0	19.6
2012	Zach Walker (75t)	So.	9	343	38.1	3	24.5
2011	Johnathan Bryant (57)	So.	13	355	27.3	2	25.4
2010	J.J. Wilcox (63t)	So.	22	551	25.0	3	36.7
2009	Jamere Valentine (49)	Fr.	51	487	9.5	4	44.3
2008	Raja Andrews (55)	Sr.	64	873	13.6	5	87.3
2007	Raja Andrews (48)	Jr.	38	388	10.2	3	35.3
2006	Reggie McCutchen (62)	Sr.	24	374	15.6	0	34.0
2005	Teddy Craft (82)	Jr.	10	319	31.9	5	31.9
2004	Teddy Craft (52)	So.	20	482	24.1	7	48.2
2003	Teddy Craft (47)	Fr.	15	289	19.3	1	26.3
2002	Carl Kearney (79t)	Jr.	15	287	19.1	1	20.5
2001	Derrick Owens (69t)	Jr.	11	400	36.4	3	44.4
2000	Chris Johnson (70)	Sr.	29	673	23.2	8	61.2
1999	Chris Johnson (57)	Jr.	24	414	17.3	4	37.6
1998	Corey Joyner (80t)	Sr.	24	494	20.6	3	44.9
1997	Corey Joyner (68)	Jr.	31	595	19.2	7	54.2
1996	Maurice Bing (47)	Sr.	39	541	13.9	2	49.2
1995	Maurice Bing (56)	Jr.	25	342	13.7	2	31.1
1994	Dexter Dawson (55)	Jr.	25	306	12.2	0	27.8
1993	Dexter Dawson (74t)	So.	13	295	22.7	3	26.8
1992	Shafton Fraley (37)	So.	12	211	17.6	0	19.2
1991	Terrence Sorrell (44t)	Jr.	24	409	17.3	3	37.1
1990	Terrence Sorrell (64)	So.	20	445	22.3	3	40.4
1989	Donnie Allen (41t)	Sr.	18	300	16.7	2	33.3
1988	Tony Belser (55)	Sr.	25	412	16.5	3	41.2
1987	Tony Belser (64)	Jr.	35	561	16.0	4	62.3
1986	Frank Johnson (73)	So.	26	582	22.4	2	52.9
1985	Monty Sharpe (45)	Jr.	20	368	18.4	5	36.8
1984	Monty Sharpe (54)	So.	30	654	21.8	5	72.6
1983	Monty Sharpe (47)	Fr.	23	444	19.3	4	55.5



Khaleb Hood

PASSING YARDS

YEAR	PLAYER (LONG)	CL	ATT	COM	YARDS	PCT.	INT	TD	EFF
2022	Kyle Vantrease (79t)	6th	604	371	4,253	61.4	16	27	130.03
2021	Justin Tomlin (57)	Jr.	143	74	977	51.8	9	3	103.47
2020	Shai Werts (65t)	Sr.	133	80	1,062	60.2	6	8	138.05
2019	Shai Werts (45)	Jr.	127	67	799	52.8	1	9	127.41
2018	Shai Werts (61t)	So.	116	69	987	59.5	0	10	159.40
2017	Shai Werts (63t)	Fr.	152	85	929	55.9	5	7	115.88
2016	Kevin Ellison (64t)	Jr.	106	66	871	62.3	3	8	150.53
2015	Kevin Ellison (60t)	Jr.	89	40	597	44.9	5	4	104.89
2014	Kevin Ellison (68t)	So.	128	71	1,001	55.5	3	5	129.36
2013	Kevin Ellison (58t)	Fr.	79	41	756	51.9	3	2	133.04
2012	Jerick McKinnon (75t)	Jr.	49	20	597	40.8	3	7	178.06
2011	Jaybo Shaw (63t)	Sr.	134	75	1,476	56.0	3	10	168.64
2010	Jaybo Shaw (63t)	Jr.	141	70	1,233	50.7	5	5	129.34
2009	Lee Chapple (46)	So.	360	233	1,774	64.7	14	8	105.67
2008	Antonio Henton (67)	So.	279	156	1,852	55.9	12	15	120.81
2007	Jayson Foster (81t)	Sr.	170	109	1,203	64.1	4	6	158.00
2006	Travis Clark (85t)	So.	283	147	1,808	51.9	4	8	112.11
2005	Jayson Foster (60)	So.	62	33	842	53.2	4	8	196.98
2004	Chaz Williams (64)	Sr.	115	59	1,178	51.3	2	13	171.18
2003	Trey Hunter (80t)	Jr.	53	26	535	49.1	6	4	137.11
2002	Chaz Williams (64)	So.	72	34	801	47.2	2	7	167.2
2001	J.R. Revere (69t)	Sr.	80	34	830	42.5	2	5	145.3
2000	J.R. Revere (70)	Jr.	138	71	1,247	51.4	7	11	143.51
1999	Greg Hill (73t)	Sr.	106	63	1,262	59.4	7	9	174.25
1998	Greg Hill (80t)	Jr.	119	70	1,193	58.8	7	6	147.9
1997	Greg Hill (62)	So.	100	48	654	48.0	7	5	105.44
1996	Kenny Robinson (52)	Jr.	156	86	1,130	55.1	7	2	111.2
1995	Kenny Robinson (55)	So.	104	67	741	64.4	3	5	134.37
1994	Kenny Robinson (61)	Fr.	104	51	706	49.0	3	0	100.29
1993	Joe Dupree (74)	Jr.	78	26	542	33.3	4	6	106.83
1992	Charles Bostick (39)	So.	90	37	550	41.1	4	1	87.22
1991	Derrick McGrady (77)	Jr.	98	49	743	50.0	3	4	121.03
1990	Raymond Gross (64)	Sr.	189	108	1,534	57.1	6	8	132.94
1989	Raymond Gross (64)	Jr.	110	53	930	48.2	2	5	130.56
1988	Raymond Gross (67)	So.	119	62	861	52.1	5	3	112.79
1987	Raymond Gross (50)	Fr.	89	42	481	47.2	4	2	91.02
1986	Tracy Ham (75)	Sr.	177	98	1,772	55.4	10	9	144.94
1985	Tracy Ham (54)	Jr.	171	94	1,405	55.0	8	8	130.07
1984	Tracy Ham (47)	So.	220	109	1,694	49.5	13	12	120.41
1983	Tracy Ham (42)	Fr.	105	51	886	45.8	6	5	128.78

ALL-PURPOSE YARDS

YEAR	PLAYER	PLAYS	RUSH	REC	PR	KR	IR	TOTAL	Y/G
2022	Jalen White	184	915	217	-	-	-	1,131	102.8
2021	Logan Wright	167	793	180	-	-	-	973	81.1
2020	Wesley Kennedy III	86	447	163	71	129	-	810	101.2
2019	Wesley Kennedy III	143	824	92	92	191	-	1,199	133.2
2018	Wesley Kennedy III	113	495	182	100	24	-	1,306	100.5
2017	Myles Campbell	71	24	120	96	790	-	1,030	85.8
2016	Matt Breida	182	646	53	-	68	-	767	63.9
2015	Matt Breida	206	1608	6	-	-	-	1,614	124.2
2014	Matt Breida	181	1485	97	-	24	-	1,606	133.8
2013	Jerick McKinnon	167	1050	23	-	33	-	1,106	110.6
2012	Jerick McKinnon	270	1817	15	-	-	-	1,832	130.9
2011	Dominique Swope	174	1023	17	78	-	-	1,118	86.0
2010	Laron Scott	50	-	-	-	1161	75	1,236	82.4
2009	Adam Urbano	186	622	315	-	-	-	937	85.2
2008	Raja Andrews	90	13	873	280	89	-	1,255	125.5
2007	Jayson Foster	285	1844	65	133	38	-	2,080	189.1
2006	Jayson Foster	112	346	368	250	323	-	1,287	117.0
2005	Jermaine Austin	234	1546	4	-	-	-	1,550	129.2
2004	Jermaine Austin	226	988	15	-	-	-	1,003	100.3
2003	Jermaine Austin	225	1461	8	-	-	-	1,469	133.5
2002	Chaz Williams	229	1187	-	-	-	-	1,187	107.9
2001	Adrian Peterson	265	1459	12	-	-	-	1,471	133.7
2000	Adrian Peterson	232	1361	17	-	-	-	1,378	153.1
1999	Adrian Peterson	257	1,807	163	-	-	-	1,970	179.1
1998	Adrian Peterson	262	1932	33	-	-	-	1,965	178.6
1997	Roderick Russell	223	1171	90	-	-	-	1,261	114.6
1996	Roderick Russell	193	1238	80	-	5	-	1,323	120.3
1995	Dexter Dawson	105	334	262	271	389	-	1,256	125.6
1994	Marlow Warthen	101	658	195	24	252	-	1,129	102.6
1993	Chris Wright	85	461	66	-	350	-	877	79.7
1992	James Williams	159	737	1	-	23	-	761	69.2
1991	Lester Efford	208	952	-	-	-	-	952	86.5
1990	Karl Miller	103	284	396	-	570	-	1,250	113.6
1989	Joe Ross	215	1354	58	-	-	-	1,412	141.2
1988	Karl Miller	62	249	128	-	495	-	872	79.3
1987	Joe Ross	169	1018	-13	-	-	-	1,015	101.5
1986	Tracy Ham	207	1048	-	-	-	-	1,048	95.3
1985	Ricky Harris	138	825	125	-	53	-	1,003	91.2
1984	Melvin Bell	92	565	142	252	416	-	1,375	125.0
1983	Melvin Bell	143	712	-	-	490	-	1,202	109.3



Kyle Vantrease

POINTS SCORED

YEAR	PLAYER	POS	CL	TD	FG	PAT	2PT	PTS
2022	Alex Raynor	PK	Jr.	-	18-20	49-50	-	103
2021	Wright/Raynor	RB/PK	Sr./So.	8/0	0/9	0/21	-	48
2020	Alex Raynor	PK	Fr.	-	18-25	40-41	-	94
2019	Tyler Bass	PK	Jr.	-	20-28	36-36	-	96
2018	Tyler Bass	PK	Jr.	-	19-21	45-45	-	102
2017	Tyler Bass	PK	So.	-	15-19	27-27	-	72
2016	Younghoe Koo	PK	Sr.	-	19-20	28-29	-	85
2015	Matt Breida	RB	Jr.	17	-	-	-	102
2014	Matt Breida	RB	So.	18	-	-	-	108
2013	Jerick McKinnon	RB/QB	Sr.	12	-	-	-	72
2012	Jerick McKinnon	QB	Jr.	20	-	-	1	122
2011	Adrian Mora	PK	Sr.	-	12-14	62-64	-	98
2010	Adrian Mora	PK	Jr.	-	19-21	45-45	-	102
2009	Adrian Mora	PK	So.	-	16-22	19-19	-	67
2008	Adrian Mora	PK	Fr.	-	10-12	31-31	0	61
2007	Jayson Foster	QB	Sr.	24	-	-	-	144
2006	Jayson Foster	WR	Jr.	9	-	-	1	56
2005	Jayson Foster	QB	So.	21	-	-	-	126
2004	Chaz Williams	QB	Sr.	25	-	-	0-1	152
2003	Sean Holland	PK	Jr.	-	13-17	36-38	-	75
2002	Chaz Williams	QB	So.	27	-	-	0-1	162
2001	Adrian Peterson	RB	Sr.	18	-	-	1-1	110
2000	Adrian Peterson	RB	Jr.	14	-	-	-	84
1999	Adrian Peterson	RB	So.	29	-	-	-	174
1998	Adrian Peterson	RB	r-Fr.	26	-	-	-	156
1997	Greg Hill	QB	So.	14	-	-	0-2	84
1996	Kenny Robinson	QB	Jr.	14	-	-	-	84
1995	Eric Meng	PK	So.	-	9-16	33-34	-	60
1994	Reed Haley	PK	Sr.	-	11-20	42-43	-	75
1993	Reed Haley	PK	Jr.	-	15-21	40-40	-	85
1992	Charles Bostick	QB	So.	9	-	-	-	54
1991	David Cool	PK	Sr.	-	14-17	25-28	-	67
1990	Joe Ross	RB	Sr.	14	-	-	-	84
1989	Ernest Thompson	RB	Sr.	18	-	-	-	108
1988	Ernest Thompson	RB	Jr.	19	-	-	1	116
1987	Tim Foley	PK	Sr.	-	17-22	25-26	-	76
1986	Tracy Ham	QB	Sr.	18	-	-	1	110
1985	Tim Foley	PK	So.	-	16-17	33-33	-	81
1984	Gerald Harris	RB	So.	17	-	-	-	102
1983	Gerald Harris	RB	Fr.	10	-	-	4	68

TOTAL OFFENSE

YEAR	PLAYER	CL	PLAYS	RUN	PASS	TOTAL	TD	Y/G	Y/P
2022	Kyle Vantrease	6th	637	34	4,253	4,287	2	328.8	6.73
2021	Jusitn Tomlin	Jr.	228	195	977	1,172	2	146.5	5.14
2020	Shai Werts	Sr.	279	720	1,062	1,782	11	162.0	6.39
2019	Shai Werts	Jr.	298	733	799	1,532	5	139.3	5.14
2018	Shai Werts	So.	298	908	987	1,916	15	147.4	6.43
2017	Shai Werts	Fr.	359	722	929	1,651	10	150.1	4.60
2016	Kevin Ellison	Sr.	245	678	871	1,519	15	126.6	6.20
2015	Matt Breida	Jr.	203	1,608	-	1,608	17	123.7	7.92
2014	Kevin Ellison	So.	261	992	865	1,857	16	168.8	7.11
2013	Kevin Ellison	Fr.	206	886	756	1,642	10	149.3	7.97
2012	Jerick McKinnon	Jr.	318	1,817	597	2,414	20	172.4	7.59
2011	Jaybo Shaw	Sr.	302	420	1,476	1,896	24	135.4	6.27
2010	Jaybo Shaw	Jr.	349	514	1,233	1,747	21	116.5	5.00
2009	Lee Chapple	So.	438	-80	1,774	1,694	10	154.0	3.86
2008	Antonio Henton	So.	438	628	1,852	2,480	24	225.5	5.67
2007	Jayson Foster	Sr.	431	1,844	1,203	3,047	30	277.0	7.06
2006	Travis Clark	So.	311	18	1,808	1,826	8	166.0	5.87
2005	Jayson Foster	So.	301	1,481	842	2,323	21	193.6	7.71
2004	Chaz Williams	Sr.	294	737	1,178	1,915	25	147.3	6.51
2003	Jermaine Austin	So.	224	1,461	-	1,461	6	132.8	6.52
2002	Chaz Williams	So.	301	1,187	801	1,988	21	180.7	6.60
2001	J.R. Revere	Sr.	233	802	830	1,632	14	163.2	7.00
2000	J.R. Revere	Jr.	323	730	1,247	1,977	12	179.7	6.12
1999	Greg Hill	Sr.	258	1,084	1,262	2,346	25	213.3	9.09
1998	Greg Hill	Jr.	321	1,061	1,193	2,254	22	204.9	7.02
1997	Greg Hill	So.	260	898	654	1,552	19	141.1	5.96
1996	Kenny Robinson	Jr.	349	508	1,130	1,638	16	148.9	4.69
1995	Kenny Robinson	So.	198	319	741	1,060	11	132.5	5.35
1994	Kenny Robinson	Fr.	258	399	706	1,105	11	100.45	4.28
1993	Joe Dupree	Jr.	211	298	542	840	11	76.36	3.98
1992	Charles Bostick	So.	277	575	550	1,125	10	102.27	4.06
1991	Lester Efford	Sr.	208	952	-	952	5	86.5	4.57
1990	Raymond Gross	Sr.	376	216	1,534	1,750	11	159.1	4.65
1989	Raymond Gross	Jr.	294	773	930	1,703	10	154.8	5.79
1988	Raymond Gross	So.	313	772	861	1,633	7	148.5	5.21
1987	Joe Ross	Fr.	165	1,018	-	1,018	4	127.3	6.16
1986	Tracy Ham	Sr.	384	1,048	1,772	2,820	27	256.4	7.34
1985	Tracy Ham	Jr.	327	751	1,405	2,156	17	196.0	6.59
1984	Tracy Ham	So.	368	707	1,694	2,401	17	218.3	6.52
1983	Tracy Ham	Fr.	236	706	886	1,592	16	176.9	6.74



Tyler Bass

FIELD GOALS

YEAR	PLAYER	CL	FGM	FGA	PCT.	LG	BL
2022	Alex Raynor	Jr.	18	20	90.0	46	0
2021	Alex Raynor	So.	9	14	64.3	44	2
2020	Alex Raynor	Fr.	18	25	72.0	47	2
2019	Tyler Bass	Sr.	20	28	71.4	49	2
2018	Tyler Bass	Jr.	19	21	90.5	50	0
2017	Tyler Bass	So.	15	19	78.9	48	0
2016	Younghoe Koo	Sr.	19	20	95.0	53	0
2015	Alex Hanks	Sr.	8	10	80.0	40	0
2014	Alex Hanks	Jr.	10	14	71.4	45	0
2013	Younghoe Koo	Fr.	5	6	83.3	49	0
2012	Alex Hanks	Fr.	7	17	41.2	48	3
2011	Adrian Mora	Sr.	12	14	85.7	49	1
2010	Adrian Mora	Jr.	19	21	90.5	45	0
2009	Adrian Mora	So.	16	22	72.7	50	1
2008	Adrian Mora	Fr.	10	12	83.3	42	0
2007	Jesse Hartley	Jr.	17	24	70.8	54	0
2006	Patrick Bolen	So.	6	11	54.5	39	0
2005	Jonathan Dudley	Jr.	4	8	50.0	37	0
2004	Jonathan Dudley	So.	9	9	1.000	47	0
2003	Sean Holland	Jr.	13	17	76.5	38	0
2002	Scott Shelton	Sr.	11	17	64.7	51	0
2001	Scott Shelton	Jr.	12	19	63.2	45	0
2000	Rob Bironas	Sr.	7	13	53.8	45	0
1999	Chris Chambers	Sr.	6	14	42.9	57	0
1998	Chris Chambers	Jr.	12	14	85.7	45	1
1997	Eric Meng	Sr.	12	14	85.7	49	0
1996	Chris Chambers	Fr.	1	1	1.000	34	-
1995	Eric Meng	So.	9	16	56.3	40	-
1994	Reed Haley	Sr.	11	20	55.0	51	-
1993	Reed Haley	Jr.	15	21	71.4	53	-
1992	Reed Haley	So.	10	16	62.5	53	-
1991	David Cool	Sr.	14	17	82.4	53	-
1990	Mike Dowis	Sr.	12	15	80.0	*40	-
1989	Mike Dowis	Jr.	9	11	81.8	40	-
1988	Mike Dowis	So.	8	10	80.0	40	-
1987	Tim Foley	Sr.	17	22	77.3	63	-
1986	Tim Foley	Jr.	10	11	90.9	47	-
1985	Tim Foley	So.	16	17	94.1	54	-
1984	Tim Foley	Fr.	7	12	58.3	44	-
1983	David Simmons	Fr.	8	9	88.9	44	-

*long made that season for Eagles was 44 twice by David Cool

PUNT RETURNS

YEAR	PLAYER	CL.	RET	YARDS	AVG.	TD	LG
2022	Amare Jones	Sr.	12	112	9.3	0	50
2021	Khaleb Hood	Jr.	10	38	3.8	0	20
2020	Khaleb Hood	So.	12	122	10.2	1	53
2019	Wesley Kennedy III	Jr.	6	92	15.3	1	67t
2018	Wesley Kennedy III	So.	11	100	9.1	0	26
2017	Myles Campbell	Sr.	12	96	8.0	0	43
2016	Montay Crockett	Sr.	12	125	10.4	0	36
2015	Derek Keaton	Sr.	18	276	15.3	0	72
2014	Tray Butler	Sr.	15	90	6.0	0	21
2013	Brandan Thomas	Jr.	19	133	7.0	0	42
2012	Darreion Robinson	Sr.	22	128	5.8	0	37
2011	Darreion Robinson	Jr.	10	87	8.7	1	46t
2010	Darreion Robinson	So.	16	91	5.7	0	29
2009	Ronnie Wiggins	Sr.	11	54	4.9	0	*15
2008	Raja Andrews	Sr.	20	280	14.0	1	84t
2007	Jayson Foster	Sr.	17	133	7.8	0	17
2006	Jayson Foster	Jr.	24	250	10.4	1	78t
2005	Teddy Craft	Jr.	13	81	6.2	0	23
2004	Teddy Craft	So.	17	193	11.4	1	53t
2003	Lewis Barr	So.	21	197	9.4	0	85
2002	Ant Williams	Sr.	44	474	10.8	1	87t
2001	Ant Williams	Jr.	28	282	10.1	1	74
2000	Ant Williams	So.	13	177	13.6	0	34
1999	Ant Williams	r-Fr.	24	210	8.8	0	23
1998	Corey Joyner	Sr.	17	253	14.9	1	64t
1997	Recio Tutt	So.	25	179	7.2	0	52
1996	Recio Tutt	Fr.	15	53	3.5	0	22
1995	Dexter Dawson	Sr.	17	271	15.9	1	85t
1994	Dexter Dawson	Jr.	22	211	9.6	0	23
1993	Dexter Dawson	So.	32	366	11.4	0	57
1992	Brandon Rozzelle	Jr.	37	201	5.4	0	41
1991	Rodney Oglesby	Sr.	20	155	7.8	1	51t
1990	Rodney Oglesby	Jr.	33	215	6.5	0	29
1989	Rodney Oglesby	So.	34	370	10.9	1	69t
1988	Rodney Oglesby	Fr.	25	161	6.4	0	20
1987	Tony Belser	Jr.	22	148	6.7	0	46
1986	Tony Belser	So.	18	136	7.5	0	41
1985	Nay Young	So.	18	201	11.2	0	44
1984	Melvin Bell	Jr.	18	252	14.0	1	76t
1983	Melvin Bell	So.	19	132	6.9	0	-

*long punt return that season was 41 yards by Laron Scott on his only PR



Amare Jones

PUNTING

YEAR	PLAYER	CL	PUNTS	YARDS	AVG.	TB	FC	I20	LG
2022	Anthony Beck II	Sr.	51	2,194	43.0	4	11	18	59
2021	Anthony Beck II	Jr.	64	2,881	45.0	2	29	23	63
2020	Anthony Beck II	So.	51	2,130	41.8	5	24	14	60
2019	Anthony Beck II	Fr.	68	2,891	42.5	3	27	24	74
2018	Magill Bauerle	So.	56	2,164	38.6	2	23	18	56
2017	Matt Flynn	Sr.	67	2,684	40.1	6	25	13	61
2016	Matt Flynn	Jr.	56	2,189	39.1	1	29	11	60
2015	Ryan Nowicki	Sr.	33	1,355	41.1	3	12	13	50
2014	Ryan Nowicki	Jr.	34	1,366	40.2	2	16	16	60
2013	Ryan Nowicki	So.	19	818	43.1	2	6	5	57
2012	Luke Cherry	Jr.	45	1,688	37.5	1	12	14	54
2011	Charlie Edwards	Sr.	30	1,263	42.1	4	13	8	52
2010	Charlie Edwards	Jr.	56	2,298	41.0	3	24	19	62
2009	Charlie Edwards	So.	61	2,417	39.6	4	18	18	68
2008	Charlie Edwards	Fr.	48	1,918	40.0	5	6	14	59
2007	Daniel Jordan	Sr.	50	2,012	40.2	3	8	16	62
2006	Daniel Jordan	Jr.	62	2,540	41.0	11	8	18	58
2005	Daniel Jordan	So.	33	1,305	39.5	2	6	7	69
2004	Daniel Jordan	Fr.	34	1,396	41.1	2	2	9	68
2003	Sean Holland	Jr.	38	1,427	37.6	3	5	6	58
2002	Scott Shelton	Sr.	51	1,903	37.3	5	9	23	56
2001	Scott Shelton	Jr.	38	1,527	40.2	5	6	12	61
2000	Scott Shelton	So.	33	1,224	37.1	5	5	15	56
1999	Scott Shelton	Fr.	16	682	42.7	1	2	5	57
1998	Kenny Worob	Sr.	32	1,229	38.4	4	6	2	52
1997	Kenny Worob	Jr.	48	1,915	39.9	1	8	16	54
1996	Kenny Worob	So.	48	1,820	37.9	-	-	11	60
1995	Kenny Worob	Fr.	34	1,339	39.4	-	-	8	75
1994	Eric Smith	Sr.	55	2,182	39.7	-	-	13	60
1993	Bill Thatcher	Sr.	58	2,287	39.4	-	-	14	59
1992	Bill Thatcher	Jr.	69	2,551	37.0	-	-	19	49
1991	Don Norton	Sr.	73	2,980	40.8	-	-	17	63
1990	Terry Harvin	Sr.	75	2,968	39.6	-	-	15	62
1989	Terry Harvin	Jr.	41	1,492	36.4	-	-	15	51
1988	Terry Harvin	So.	43	1,598	37.2	-	-	-	60
1987	Terry Harvin	Fr.	32	1,249	39.0	-	-	-	66
1986	Pat Parker	Jr.	37	1,430	38.6	-	-	-	48
1985	Rob Whitton	So.	31	996	32.1	-	-	-	57
1984	David Simmons	Fr.	26	962	35.6	-	-	-	62
1983	Brit Barker	So.	40	1,505	37.6	-	-	-	55

KICK RETURNS

YEAR	PLAYER	CL	RET	YDS	AVG	TD	LG
2022	OJ Arnold	Fr.	13	250	19.2	0	29
2021	Khaleb Hood	Jr.	17	296	17.4	0	35
2020	Khaleb Hood	So.	12	198	16.5	0	33
2019	Wesley Kennedy III	Jr.	8	191	23.9	0	48
2018	Wesley Kennedy III	So.	24	529	22.0	0	62
2017	Myles Campbell	Sr.	36	790	21.9	0	47
2016	Malik Henry	So.	17	366	21.5	0	33
2015	Derek Keaton	Sr.	36	934	25.9	0	48
2014	Derek Keaton	Jr.	16	445	27.8	0	60
2013	Matt Breida	Fr.	13	266	20.5	0	43
2012	J.J. Wilcox	Sr.	31	780	25.2	0	57
2011	Laron Scott	Sr.	34	1,040	30.6	2	99t
2010	Laron Scott	Jr.	44	1,161	26.4	0	76
2009	Darrell Pasco	Sr.	19	455	23.9	0	47
2008	Darrell Pasco	Jr.	20	453	22.6	0	45
2007	Raja Andrews	Jr.	21	443	21.1	0	46
2006	Marquice Maynard	Jr.	14	298	21.3	0	57
2005	Teddy Craft	Jr.	19	345	18.2	0	43
2004	Roger King	Fr.	13	240	18.5	0	43
2003	Lewis Barr	So.	20	598	29.9	0	62
2002	Ant Williams	Sr.	18	470	26.1	1	93t
2001	Kevin Davis	r-Fr.	9	159	17.7	0	30
2000	Ant Williams	So.	22	160	7.3	0	20
1999	Ant Williams	r-Fr.	10	210	21	0	50
1998	Corey Joyner	Sr.	11	295	26.8	0	40
1997	James Banks	So.	12	335	27.9	1	94t
1996	Recio Tutt	Fr.	14	290	20.7	0	34
1995	Dexter Dawson	Sr.	15	389	25.9	0	55
1994	Chris Wright	Sr.	19	327	17.2	0	47
1993	Chris Wright	Jr.	16	350	21.9	0	38
1992	Chris Wright	So.	15	410	27.3	1	94t
1991	Chris Wright	Fr.	18	343	19.1	0	37
1990	Karl Miller	Sr.	25	570	22.8	0	51
1989	Karl Miller	Jr.	17	321	18.9	0	41
1988	Karl Miller	So.	22	495	22.5	0	42
1987	Darren Chandler	Jr.	15	253	16.9	0	36
1986	Nay Young	Jr.	33	715	21.7	0	36
1985	Tony Belser	Fr.	16	353	22.1	0	60
1984	Melvin Bell	Jr.	17	416	24.5	0	-
1983	Melvin Bell	So.	22	490	22.3	1	-



OJ Arnold

TACKLES

YEAR	PLAYER	POS	CL	UA-A	TOTAL
2022	Marques Watson-Trent	LB	So.	49-65	114
2021	Anthony Wilson	S	So.	43-35	78
2020	Rashad Byrd	ILB	Sr.	38-39	77
2019	Reynard Ellis	ILB	So.	57-29	86
2018	Joshua Moon	FS	Sr.	41-31	71
2017	R.J. Murray	SS	Jr.	41-18	59
2016	Ukeme Eligwe	LB	Jr.	65-39	104
2015	Antwione Williams	LB	Sr.	48-59	107
2014	Edwin Jackson	LB	Sr.	58-42	100
2013	Edwin Jackson	LB	Jr.	52-40	92
2012	John Stevenson	LB	Sr.	52-51	103
2011	Deion Stanley	DB	r-Fr.	59-27	86
2010	Josh Rowe	LB	Jr.	56-48	104
2009	Dion DuBose	LB	So.	47-38	85
2008	Quentin Taylor	LB	Sr.	49-49	98
2007	Chris Covington	DB	Jr.	46-21	67
2006	John Mohring	LB	Sr.	61-32	93
2005	John Mohring	LB	Jr.	55-57	112
2004	Derrick Butler	LB	Sr.	43-25	68
2003	Derrick Butler	LB	Jr.	41-36	77
2002	Joe Scott	LB	Sr.	68-48	116
2001	Joe Scott	LB	Jr.	72-40	112
2000	Freddy Pesqueira	DT	So.	42-45	87
1999	Jason Neese	LB	So.	49-30	79
1998	Arkee Thompson	SS	Fr.	55-54	109
1997	James Dickerson	SS	So.	65-56	121
1996	Edward Thomas	DE	Sr.	86-44	130
1995	Chad Nighbert	LB	So.	52-45	97
1994	Paul Carroll	LB	Sr.	71-56	127
1993	Paul Carroll	LB	Jr.	57-45	102
1992	Paul Carroll	LB	So.	59-48	107
1991	Paul Sikkelee	LB	Sr.	61-47	108
1990	Mike West	LB	Sr.	73-60	133
1989	Darrell Hendrix	LB	Sr.	70-23	93
1988	Darrell Hendrix	LB	Jr.	69-28	97
1987	Flint Matthews	LB	Sr.	65-30	95
1986	Robert Underwood	LB	Jr.	70-30	100
1985	Jessie Jenkins	DG	Sr.	70-47	117
1984	Charles Carper	LB	Jr.	77-29	106
1983	Theoria Ward	DG	Jr.	-	89

TACKLES FOR LOSS

YEAR	PLAYER	POS	CL	TFL	YDS
2022	Justin Ellis	DE	5th	10.0	30
2021	C.J. Wright	NT	Sr.	8.0	40
2020	Raymond Johnson III	DE	Sr.	14.5	50
2019	Randy Wade Jr.	OLB	Jr.	12.0	43
2018	Raymond Johnson III	DE	So.	8.0	36
2017	Logan Hunt	DT	Jr.	11.0	26
2016	Ukeme Eligwe	LB	Jr.	9.5	44
2015	Antwione Williams	LB	Sr.	10.5	37
2014	Antwione Williams	LB	Sr.	8.0	29
2013	Kyle Oehlbeck	LB	Sr.	9.0	27
2012	Dion DuBose	DE	Sr.	11.0	58
2011	Brent Russell	NT	Jr.	16.5	72
2010	Brent Russell	NT	So.	18.5	96
2009	Russell/Wylie			11.0	52/49
2008	Dakota Walker	LB	Sr.	17.5	81
2007	Dakota Walker	LB	Jr.	8.0	37
2006	John Mohring	LB	Sr.	14.0	31
2005	John Mohring	LB	Jr.	13.0	35
2004	Eric Hadley	DT	Sr.	12.0	32
2003	Eric Hadley	DT	Jr.	14.5	62
2002	Freddy Pesqueira	DT	Sr.	19.0	55
2001	Freddy Pesqueira	DT	Jr.	12.5	33
2000	Jamar Jones	LB	Jr.	13	41
1999	Voncellies Allen	DT	Sr.	22	45
1998	Eric Davis	DE	Sr.	21	96
1997	Eric Davis	DE	Jr.	17	74
1996	Lee Brooks	DT	Sr.	15	38
1995	Lee Brooks	DT	Jr.	7	14
1994	Michael Morris	DE	Sr.	6	-
1993	Alex Mash	DT	Sr.	11	-
1992	Alex Mash	DT	Jr.	8	-
1991	Alex Mash	DT	So.	7	-
1990	4 tied			4	-
1989	Giff Smith	DE	Jr.	12	-
1988	Giff Smith	DE	So.	12.5	-
1987	n/a				
1986	n/a				
1985	n/a				
1984	n/a				
1983	n/a				

SACKS

YEAR	PLAYER	POS	CL	SACKS	YDS
2022	Justin Ellis	DE	5th	4.5	22
2021	Ellis/Wright			5.0	29/28
2020	Raymond Johnson III	DE	Sr.	5.0	30
2019	Wade Jr./Springer			4.0	28/20
2018	Logan Hunt	DE	Sr.	5.0	19
2017	Logan Hunt	DT	Jr.	5.0	19
2016	Ukeme Eligwe	LB	Jr.	2.5	20
2015	A. Williams/B. Dawson			4.0	22/36
2014	Ryan George	DE	r-Fr.	3.5	30
2013	Jonathan Battle	DT	So.	3.0	15
2012	DuBose/Mention			6.5	45/44
2011	Brent Russell	NT	Jr.	6.5	40
2010	Brent Russell	NT	So.	8	60
2009	Brent Russell	NT	r-Fr.	6	46
2008	Dakota Walker	LB	Sr.	8.5	66
2007	Larry Beard	DE	Jr.	4.0	29
2006	Branden Daniel	DE	So.	4.5	20
2005	Charrod Taylor	DT	Jr.	3.5	22
2004	Mohring/Jude			4.0	33/39
2003	Eric Hadley	DT	Jr.	5.0	45
2002	Freddy Pesqueira	DT	Sr.	7.0	29
2001	Victor Cabral	DT	r-Fr.	3	15
2000	Freddy Pesqueira	DE	So.	5.5	22
1999	Freddy Pesqueira	DE	Fr.	5.0	28
1998	Eric Davis	DE	Sr.	11	60
1997	Voncellies Allen	DT	So.	5.5	38
1996	Edward Thomas	DE	Sr.	15.0	
1995	Edward Thomas	DE	Jr.	8	
1994	Michael Morris	DE	Sr.	7	
1993	Alex Mash	DT	Sr.	10.5	
1992	Ronald Johnson	DE		6	
1991	Alex Mash	DT	So.	7.0	
1990	Steve Bussoletti	DE	Jr.	8.0	
1989	Steve Bussoletti	DE	So.	10.0	
1988	Darren Alford	DE	Sr.	15.5	
1987	James Carter	DG	So.	7	
1986	Donnie Allen	DG	Sr.	5	
1985	Richardson/Jenkins		5 each		
1984	Beau Brown	LB	Sr.	5	--
1983	n/a				

Justin Ellis



INTERCEPTIONS

YEAR	PLAYER	POS	CL	INT	YDS	AVG	TD
2022	Tyler Bride	CB	Jr.	2	34	17.0	0
2021	Eldrick Robinson II	ILB	Fr.	2	31	15.5	0
2020	Derrick Canteen	CB	Fr.	6	57	9.5	0
2019	Byrd/Duncan Jr./Vildor			2			
2018	Kindle Vildor	CB	Jr.	4	36	9.0	0
2017	Monquavion Brinson	CB	So.	5	57	11.4	0
2016	Jones Jr./Moon			2			
2015	Antonio Glover	S	Sr.	6	51	8.5	0
2014	Matt Dobson	S	Jr.	3	153	51.0	2
2013	Deion Stanley	S	Jr.	3	15	5.0	0
2012	Westbrooks/Cooper/Wilcox			2			
2011	Presume/Scott			3			
2010	Laron Scott	CB	Jr.	6	75	12.5	1
2009	Laron Scott	CB	So.	3	15	5.0	1
2008	R. Wiggins	DB	Jr.	3	37	12.3	0
2007	C. Covington	DB	Jr.	4	91	22.8	0
2006	B. Jackson	DB	So.	5	17	3.4	0
2005	A.J. Bryant	FS	Sr.	4	95	23.8	
2004	A.J. Bryant	FS	Jr.	6	165	27.5	1
2003	McBride/Muhammad			3			
2002	Young/Whitaker			3			
2001	Cooper/Young			2			
2000	Lavar Rainey	CB	Sr.	5	107	21.4	-
1999	Arkee Thompson	FS	Sr.	5	74	14.8	-
1998	Arkee Thompson	FS	Jr.	6	47	7.8	-
1997	Andrae Rogers	FS	Jr.	2	29	14.5	-
1996	Hal Carter, Jr.	SS	Jr.	3	-	-	-
1995	Brancis Williams	CB	Sr.	5	-	-	-
1994	Marco Bradham	CB	Jr.	4	-	-	-
1993	Alton Hitson	FS	Jr.	3	-	-	-
1992	Brandon Rozzelle	CB	Jr.	4	-	-	-
1991	Jim Mutimer	SS	Sr.	6	-	-	-
1990	Rodney Oglesby	CB	Jr.	4	-	-	-
1989	Randell Boone	S	So.	6	-	-	-
1988	Rodney Oglesby	CB	Fr.	4	-	-	-
1987	Terry Young	CB	Jr.	5	-	-	-
1986	Aiken/Young			3			
1985	Chris Aiken	DB	Jr.	5	-	-	-
1984	Nay Young	CB	Fr.	4	-	-	-
1983	n/a						

PASS BREAKUPS

YEAR	PLAYER	POS	CL	PBU
2022	Canteen/N. Thompson			11
2021	Anthony Wilson	S	So.	9
2020	Derrick Canteen	CB	Fr.	10
2019	Monquavion Brinson	CB	Sr.	12
2018	Kindle Vildor	CB	Jr.	11
2017	Monquavion Brinson	CB	So.	12
2016	Ironhead Gallon	LB	Sr.	6
2015	Caleb Williams	CB	Sr.	11
2014	Nick Wright	CB	Sr.	8
2013	Lavelle Westbrooks	CB	Sr.	7
2012	Wilcox/Westbrooks/Cooper			7
2011	Laron Scott	CB	Sr.	18
2010	Laron Scott	CB	Jr.	10
2009	Darius Eubanks	LB	So.	8
2008	Carson Hill	DB	Jr.	10
2007	Brandon Jackson	DB	Jr.	11
2006	Brandon Jackson	DB	So.	4
2005	Lewis Barr	CB	Sr.	6
2004	Bryant/Muhammad			4
2003	Aaron Whitaker	CB	Jr.	9
2002	James Young	FS	So.	10
2001	Dreck Cooper	CB	Sr.	9
2000	Nate Gates	CB	Sr.	9
1999	David Young	CB	Fr.	7
1998	Earthwind Moreland	CB	Jr.	6
1997	James Dickerson	SS	So.	9
1996	Travis Taylor	CB	Sr.	7
1995	Brancis Williams	CB	Sr.	8
1994	Marco Bradham	CB	Jr.	9
1993	Shawn Austin	CB	Sr.	7
1992	Don Hudson	FS	Sr.	12
1991	Kevin Whitley	CB	Sr.	6
1990	Mark Giles	FS	Jr.	18
1989	Rodney Oglesby	CB	So.	10
1988	Rodney Oglesby	CB	Fr.	7
1987	Nay Young	CB	Sr.	7
1986	Nay Young	CB	Jr.	11
1985	Chris Aiken	DB	Jr.	11
1984	Brad Bowen	S	So.	5
1983	n/a			

FUMBLE RECOVERIES

YEAR	PLAYER	POS	CL	FR	YDS
2022	Four Tied			1	
2021	Six Tied			1	
2020	Benz Josue	OLB	Jr.	2	0
2019	Ellis/Thompson/Wade Jr.			2	
2018	Raymond Johnson III	DE	So.	3	0
2017	Chris DeLaRosa	LB	Sr.	2	0
2016	Logan Hunt	DE	So.	2	0
2015	N. Govan/R. Jones			2	
2014	Rayquan Sam	CB	So.	2	0
2013	Jackson/Hardee			1	
2012	DuBose/Stevenson			2	
2011	Six Tied			1	
2010	E.J. Webb	LB	Sr.	3	0
2009	Markeith Wylie	DL	Sr.	3	0
2008	J.B. Shippy	LB	Fr.	2	0
2007	Larry Beard	DE	Jr.	3	29
2006	Wiggins/Daniel			2	
2005	Bynum/Reddick/Taylor			2	
2004	John Mohring	LB	So.	2	0
2003	Victor Cabral	DT	Jr.	3	0
2002	Eight tied			1	
2001	Middlebrooks/Scott			2	
2000	Three tied			2	
1999	Eugene Phillips	DT	Sr.	3	0
1998	Smithers/Wilson			2	
1997	Daryl Morrell	LB	Fr.	4	47
1996	Eric Thigpen	SS	Sr.	2	-
1995	Williams/Stockton			2	
1994	Marco Bradham	CB	Jr.	3	-
1993	Dexter Dawson	LB	So.	5	-
1992	Ronald Johnson	DE	Sr.	2	-
1991	Mash/Berry/Bussoletti			2	
1990	Mark Giles	FS	Jr.	2	-
1989	Steve Bussoletti	DE	So.	3	-
1988	Michael Berry	LB	Fr.	3	-
1987	Nay Young	CB	Sr.	4	-
1986	Multiple tied			1	
1985	Danny Durham	LB	Jr.	3	-
1984	Hugo Rossignol	R/S	Jr.	2	-
1983	n/a				



NaJee Thompson

LONGEST PLAYS



ALL PLAYS

	Yds	Name	Play	Opponent, Date
1.	100t	Matt Dobson	Interception Return	at Texas State, 11/8/14
	100t	Corey Joyner	Kickoff Return	at East Tennessee State, 11/1/97
3.	99t	Laron Scott	Kickoff Return	at Samford, 9/3/11
4.	98t	Ryan Hadden	Interception Return	vs. Chattanooga, 9/25/99
5.	97t	Rodney Oglesby	Fumble Return	vs. Valdosta State, 9/1/90
6.	96t	Melvin Bell	Kickoff Return	at Valdosta State, 11/19/83
7.	95t	Laron Scott	Kickoff Return	at Alabama, 11/19/11
	95t	Hugo Rossignol	Interception Return	vs. Mars Hill, 11/12/83
9.	94t	Samair Baker	Kickoff Return	vs. Elon, 9/20/08
	94t	James Banks	Kickoff Return	vs. William & Mary, 9/6/97
	94t	Chris Wright	Kickoff Return	at Furman, 9/26/92
	94t	Jayson Foster	Punt Return	vs. App State, 10/16/04
13.	93t	Anthony Williams	Kickoff Return	vs. App State, 10/19/02
	93t	Dreck Cooper	Interception Return	vs. Chattanooga, 9/22/01
15.	92t	Mark Myers	Rush	vs. App State, 10/19/02
16.	91t	Terence McBride	Interception Return	at East Tennessee State, 11/1/03
	91t	Adrian Peterson	Rush	vs. East Tennessee State, 10/31/98

LONGEST RUN FROM SCRIMMAGE

	Yds	Name	Pos	Cl	Opponent, Date
1.	92t	Mark Myers	SB	Sr	vs. App State, 10/19/02
2.	91t	Adrian Peterson	RB	RFr	vs. East Tennessee State, 10/31/98
3.	88t	Matt Breida	RB	So	at Navy, 11/15/14
4.	87t	Matt Breida	RB	Jr	vs. The Citadel, 9/19/15
	87t	Jerick McKinnon	QB	Jr	vs. Howard, 11/10/12
6.	85t	Chris Wright	SB	Sr	at Western Carolina, 10/8/94
7.	84t	Ant Williams	WR	So	vs. Johnson C. Smith, 9/9/00
8.	83t	Matt Breida	RB	RJr	at Idaho, 9/26/15
	83t	Ezayi Youyououte	QB	RFr	vs. Western Carolina, 9/24/11
	83t	Jayson Foster	WR	Jr	at Furman, 11/11/06
11.	82t	Dominique Swope	RB	Fr	at Alabama, 11/17/11
	82t	Jayson Foster	QB	Sr	at Wofford, 11/3/07
13.	80t	Favian Upshaw	QB	Jr	vs. Bowling Green, 12/23/15
	80t	Ean Days	RB	Sr	vs. Savannah State, 9/6/14
	80t	Robert Brown	RB	Fr	at Western Carolina, 11/13/10
	80t	Jayson Foster	QB	Sr	vs. The Citadel, 10/27/07
	80t	Jayson Foster	QB	Fr	vs. Johnson C. Smith, 9/11/04
18.	79t	Ezayi Youyououte	QB	RSo	vs. Jacksonville, 9/1/12
19.	78t	Darreion Robinson	AB	So	vs. Wofford, 10/9/10
	78t	Johnathan Bryant	AB	Jr	vs. Elon, 9/22/12
	78t	Jermaine Austin	RB	So	at East Tennessee State, 11/1/03
	78t	Marlow Warthen	SB	Jr	at Furman, 11/5/94

PASSING COMPLETION

	Yds	Receiver	Passer	Opponent, Date
1.	85t	Jayson Foster	Travis Clark	at The Citadel, 10/28/06
2.	82t	Teddy Craft	Darius Smiley	at Elon, 10/1/05
3.	81t	Michael McIntosh	Jayson Foster	vs. West Georgia, 9/8/07
4.	80t	T.J. Anderson	Trey Hunter	vs. Chattanooga, 9/27/03
	80t	Corey Joyner	Greg Hill	vs. Chattanooga, 9/26/98
	80t	Earthwind Moreland	Greg Hill	vs. Liberty, 11/16/96
7.	79t	Joshua Thompson	Kyle Vantreaae	vs. Buffalo, 12/27/22
	79t	Ricky Harris	Tracy Ham	vs. Arkansas State, 12/20/86
	79t	Carl Kearney	Chaz Williams	vs. The Citadel, 10/26/02
10.	78t	Dexter Carter Jr.	Miller Mosley	vs. App State, 12/12/20

FIELD GOAL

	Yds	Name	Cl	Opponent, Date
1.	63	Tim Foley (Q3, 0:46)	Sr	vs. James Madison, 11/7/87
2.	60	David Cool (Q2, 10:16)	Fr	at James Madison, 11/5/88
3.	57	Chris Chambers (Q2, 0:00)	Sr	at Oregon State, 9/18/99
	57	Tim Foley (Q2, 0:14)	Sr	vs. Western Kentucky, 10/31/87
5.	55	David Cool (Q1, 7:13)	Fr	vs. Furman, 12/17/88 (P)
6.	54	Jesse Hartley (Q4, 0:00, GW)	Jr	vs. South Dakota State, 10/6/07
	54	David Cool (Q1, 0:00)	Fr	at James Madison, 11/5/88
	54	Tim Foley (Q1, 7:33)	Sr	vs. Central Florida, 10/3/87
	54	Tim Foley (Q1, 1:02)	So	at Chattanooga, 9/28/85
10.	53	Younghoe Koo (Q2, 1:24)	Sr	at Arkansas State, 10/5/16
	53	Reed Haley (Q2, 0:26)	Jr	vs. Chattanooga, 9/25/93
	53	Reed Haley (Q4, 11:25, GW)	So	vs. Jacksonville State, 10/24/92
	53	Reed Haley (Q2, 14:55)	So	at Youngstown State, 12/4/92 (P)
	53	David Cool (Q4, 8:34)	Sr	vs. Western Carolina, 10/12/91

PUNT

	Yds	Name	Cl	Opponent, Date
1.	75	Kenny Worob	Fr	vs. The Citadel, 10/21/95
2.	74	Anthony Beck II	Fr	at LSU, 8/31/19
3.	69	Daniel Jordan	So	vs. Morehead State, 11/12/05
4.	68	Charlie Edwards	So	at App State, 10/24/09
	68	Daniel Jordan	Fr	at Furman, 11/6/04
6.	66	Terry Harvin	Fr	at Western Carolina, 10/24/87
7.	65	Pat Parker	So	vs. Bethune-Cookman, 10/12/85
8.	64	Charlie Edwards	So	vs. Albany, 9/5/09
9.	63	Anthony Beck II	Jr	vs. Georgia State, 10/30/21
	63	Don Norton	Sr	vs. Central Florida, 10/26/91
11.	62	Anthony Beck II	Jr	vs. Coastal Carolina, 11/6/21
	62	Charlie Edwards	Jr	at Western Carolina, 11/13/10
	62	Charlie Edwards	So	vs. Chattanooga, 10/17/09
	62	Daniel Jordan	Sr	at Coastal Carolina, 9/15/07
	62	Terry Harvin	Sr	vs. Idaho, 12/1/90 (P)
	62	Terry Harvin	Sr	vs. Eastern Kentucky, 9/22/90
	62	Terry Harvin	So	vs. Furman, 12/17/88 (P)
	62	David Simmons	Fr	vs. Florida A&M, 9/1/84

KICKOFF RETURN

	Yds	Name	Pos	Cl	Opponent, Date
1.	100t	Corey Joyner	SB	Jr	at East Tennessee State, 11/1/97
2.	99t	Laron Scott	CB	Sr	at Samford, 9/3/11
3.	96t	Melvin Bell	RB	So	at Valdosta St, 11/19/83
4.	95t	Laron Scott	CB	Sr	at Alabama, 11/19/11
5.	94t	Samair Baker	WR	Fr	vs. Elon, 9/20/08
	94t	James Banks	SB	So	vs. William & Mary, 9/6/97
	94t	Chris Wright	SB	So	at Furman, 9/26/92
8.	93t	Ant Williams	WR	Sr	vs. App State, 10/19/02
9.	89t	Bennie Cunningham	SB	Sr	at Oregon State, 9/18/99
10.	83t	Jayson Foster	QB/RS	Fr	vs. Wofford, 9/18/04

PUNT RETURN

	Yds	Name	Pos	Cl	Opponent, Date
1.	94t	Jayson Foster	RS	Fr	vs. App State, 10/16/04
2.	87t	Ant Williams	WR	Sr	vs. VMI, 10/5/02
3.	85t	Dexter Dawson	SB	Sr	vs. The Citadel, 10/21/95
4.	85	Lewis Barr	CB	So	vs. Chattanooga, 9/27/03
5.	84t	Raja Andrews	WR	Sr	vs. App State, 10/18/08
6.	78t	Jayson Foster	WR	Jr	vs. Central Arkansas, 11/18/06
7.	76t	Melvin Bell	RB	Jr	vs. Presbyterian College, 9/8/84
8.	74t	Ant Williams	WR	Jr	vs. Chattanooga, 9/22/2001
9.	72	Derek Keaton	WR	Sr	vs. South Alabama, 11/28/15
	72t	Ant Williams	WR	Fr	vs. Youngstown State, 12/18/99 (P)

INTERCEPTION RETURN

	Yds	Player	Pos	Cl	Opponent, Date
1.	100t	Matt Dobson	S	Jr	at Texas State, 11/8/14
2.	98t	Ryan Hadden	SS	Jr	vs. Chattanooga, 9/25/99
3.	95t	Hugo Rossignol	LB	So	vs. Mars Hill, 11/12/83
4.	93t	Dreck Cooper	CB	Sr	vs. Chattanooga, 9/22/01
5.	91t	Terence McBride	CB	So	at East Tennessee State, 11/1/03
6.	84t	Michael Berry	LB	Jr	vs. Central Florida, 10/20/90
7.	78t	Mike Youngblood	LB	Jr	at The Citadel, 10/21/00
8.	74t	A.J. Bryant	FS	Sr	vs. Morehead State, 11/12/05
9.	73t	A.J. Bryant	FS	Jr	at Florida International, 11/13/04
10.	72t	Lavelle Westbrook	CB	Jr	vs. Samford, 9/29/12

FUMBLE RETURN

	Yds	Name	Pos	Cl	Opponent, Date
1.	97t	Rodney Oglesby	CB	Jr	vs. Valdosta State, 9/1/90
2.	90t	Ukeme Eligwe	LB	Jr	vs. App State, 10/27/16
3.	85t	Darrell Pasco	CB	Sr	at Elon, 9/26/09
4.	78t	Dakota Walker	DE	Sr	vs. Wofford, 9/27/08
5.	76t	Mark Giles	FS	Jr	vs. Idaho, 12/1/90 (P)
6.	62t	Caleb Williams	CB	Sr	at Georgia, 11/21/15
	61t	Riyahd Jones	CB	Sr	at Troy, 11/14/15
8.	58t	Dreck Cooper	CB	Sr	vs. Delaware, 9/8/01
9.	57	Dion DuBose	LB	So	vs. Western Carolina, 9/19/09
10.	47	Daryl Morrell	LB	Fr	at App State, 10/18/97

KICKING

FIELD GOAL PERCENTAGE

Game **1,000, numerous**
last vs. Buffalo, (2-2) 12/27/22
 Season 1,000, (9-9), 2004

EXTRA POINTS

Game 11, vs. Savannah St., 8/31/13
 Season 72, 1999

EXTRA POINT PERCENTAGE

Game **1,000, numerous**
last vs. Buffalo, (1-1) 12/27/22
 Season 1,000, (45-45) 2010 & 2018;
 36-36 (2019); 47-47 (2007)

PUNTS

Most, Game..... 11 at Auburn 9/2/17
 11 at Miami (FL) 9/3/94
 11 vs. Jacksonville St., 10/24/92
Fewest, Game..... 0, 10 Times
Fewest by Both Teams..... 0 vs. JMU, 11/15/86
Most, Season..... 73, 1991
Fewest, Season..... 31, 2011

PUNTING YARDAGE

Season 2,980, 1991

PUNTING AVERAGE

Game (min. 3 punts) 50.8, at NC State, 8/30/14
 Season 43.0, 2021

DEFENSE

FEWEST FIRST DOWNS ALLOWED

Total, Game 4, vs. Western Carolina, 9/19/09
 4 at VMI, 10/23/93
 4 at South Alabama, 10/3/19
Season 155, 2001
Rushing, Game..... 0, Three Times
 last vs. Elon, 9/25/10
Rushing, Season..... 66, 1997
Passing, Game... 0, six times (last) vs. Troy, 10/30/14
Passing, Season..... 55, 1991

FEWEST RUSHING YARDS ALLOWED

Game -12 vs. Western Carolina, 9/19/09
Season 1,078, 1982
Per Game 98.0, 1982

FEWEST RUSHING ATTEMPTS

Game 10 vs. Valdosta St., 9/12/92
Season 392, 2009
Per Game 34.4, 2004

FEWEST RUSHING YARDS PER ATTEMPT

Season 2.7, 1988

FEWEST PASSING YARDS ALLOWED

Game 0 vs. The Citadel, 9/11/93
Season 1,341, 1991
Per Game 121.9, 1991

FEWEST PASS COMPLETIONS ALLOWED

Game 0 vs. The Citadel, 9/11/93
Season 92, 2000
Per Game 8.4, 2000

FEWEST PASS ATTEMPTS ALLOWED

Game 3 vs. The Citadel, 11/17/94
Season 161, 2000
Per Game 14.6, 2000

FEWEST YARDS PER COMPLETION

Season 10.2, 2001

LOWEST COMPLETION PERCENTAGE

Season 43.9, 1983

TURNOVERS

Fumbles Caused, Game .. 7, at The Citadel, 10/23/10
 7, vs. Savannah St., 11/24/83
Fumbles Caused, Season 36, 1987
Recovered, Game 6, at The Citadel, 10/23/10
 6 vs. Furman, 11/8/97
Recovered, Season 21, 1997
Turnovers Caused, Game 9 (3-int, 6-fum),
 at The Citadel, 10/23/10
Most Interceptions, Game .. 7, vs. Savannah St., 9/7/91
 7, vs. Chattanooga, 9/26/86
Most Interceptions, Season 22, 1984
Yards on INT ret., Game ... 142, vs. Chattanooga, 9/22/01
Yards on INT ret., Season 334, 1999
Most TDs on INTs, Game 1 on 17 occasions,
 last: 22 yards vs. App State, 12/12/20
Most Touchdowns on INTs, Season ... 3, 1999 & 2000
Turnover Margin..... +22, 1989 & 2018

MOST SACKS

Season 51.5, 1988
Per Game 4.7, 1988

FEWEST PLAYS ALLOWED

Game 39 at South Alabama, 10/3/19
Season 679, 2006
Per Game 45.8, 1989

FEWEST YARDS ALLOWED

Game 55 vs. South Carolina State, 11/19/88
Season 2,638, 1988
Per Play 3.8, 1988
Per Game 239.8, 1988

MOST YARDS ALLOWED

Total 712, at App State, 10/24/09
Rushing..... 415, at Miami (Fla.), 9/3/94
Passing..... 527, vs. Bethune-Cookman, 10/6/84

FEWEST POINTS ALLOWED

Game 0, multiple times,
 last vs. UMass, 2020 (41-0)
Season 132, 2001
Per Game 12.0, 2001
Fewest Rushing Touchdowns, season 7, 1997
Fewest Passing Touchdowns, season 6, 1989
 and 1991

MISCELLANEOUS

FUMBLES

Game 9 on three occasions, last at UTC, 11/10/90
Both Teams, Game 16 at Savannah St., 11/24/83
Lost, Game 6 vs. UMass, 12/19/98 (P)
Lost Both Teams... 8 on 3 occasions (last) vs. UMass,
 12/19/98 (P)
Fewest, Season **9, 2022**
Fewest Lost, Season **5, 2021, 2018, 2022**
Most, Season..... 49, 1987
Most Lost, Season 25, 1987

PENALTIES

Fewest Penalties, Game 0, at Wofford, 11/12/11
 0 vs. Delaware, 12/6/97 (P)
 0 vs. New Mexico State, 10/26/19
Fewest Penalties, Season 53, 2020
Most, Game..... 19, vs. Johnson C. Smith, 9/9/00
Both Teams, Game 29 at E. Tenn. St., 10/15/83
Most, Season..... 103, 2000

PENALTY YARDS

Most, Game..... 179, at Elon, 11/15/03
 179, vs. Johnson C. Smith, 9/9/00
Most, Season..... 877, 2000
Both Teams, Game 270, at Elon, 11/15/03
Fewest, Game..... 0, vs. NMSU, 10/26/19
 0, at Wofford, 11/12/11
 0 vs. Delaware, 12/6/97 (P)
Fewest, Season..... 440, 2020

OVERTIME RESULTS

Overall Record: 10-6 **Home:** 5-4 **Away:** 5-2 **Neutral:** 0-0

DATE	OPPONENT	DURATION	RESULT
11/26/22	App State.....	2OT.....	W, 51-48
10/19/19	Coastal Carolina.....	3OT.....	W, 30-27
10/3/19	at South Alabama.....	2OT.....	W, 20-17
11/21/15	at Georgia.....	OT.....	L, 17-23
10/27/12	at Chattanooga.....	3OT.....	W, 39-31
11/6/10	App State.....	OT.....	W, 21-14
11/1/08	at The Citadel.....	3OT.....	W, 44-41
10/25/08	at Western Carolina	OT.....	W, 38-31
9/27/08	Wofford	OT.....	L, 37-38
9/13/08	Northeastern.....	OT.....	W, 34-27
10/13/07	at Elon	2OT.....	L, 33-36
9/22/07	Chattanooga	OT.....	L, 38-45
11/18/06	Central Arkansas.....	OT.....	L, 31-34
10/21/06	App State.....	2OT.....	L, 20-27
9/3/05	at Northeastern.....	OT.....	W, 41-38
9/28/87	Maine (I-AA R16).....	OT.....	W, 31-28

TO GO TO OT

Vantrease's 3-yard run with 4:22 ties it; App misses FG at 0:00
 CCU's Biscardi hits 45-yd field goal with 7:04 left
 Kennedy III's 1-yd run with :20 left ties it up
 UGA's Marshall Morgan's hits 43-yd FG with 6:06 left
 Hanks' 24-yd FG ties game at 24 in 4th
 GS 16-play, 9:27 TD drive to tie opens 2nd half
 Mora's 37-yd FG ties game at 24 in 4th
 NCAA record 28-pt 4th qtr comeback
 Mora hits 25-yd FG with :06 in regulation
 Camp catches first TD with 1:01 to go
 Elon ties game at 30 with 5:36 left
 Eagle TD with 1:17 remaining ties game at 38
 UCA adds 7, GS scoreless in 4th with FG miss
 ASU ties game with 11 minutes left
 Eagles score in final drive of regulation
 GS rallies with 18 2nd-half points

FOR THE FINAL

Vantrease 25-yard pass to Archie wins it after App kicks FG
 Kennedy III's 3-yd run wins it after CCU kicks FG in front half
 Bass' 37-yd field goal wins it after USA fumble in front half
 Michel 25-yd run on UGA's first play following GS possession
 Sack by Wilcox & Eubanks
 Mountaineer fumble ends game
 Urbano 3-yd TD run after Citadel FG
 Sack by D. Walker on WCU 4th and 18
 GS 2-point conversion pass incomplete
 Northeastern pass incomplete on 4th and 1
 GS 39-yd FG attemp falls short
 GS pass on 4th and 9 sails high in the end zone
 GS pass on 4th and 3 falls incomplete
 GS passes on final drive incomplete
 Dudley kicks 24-yd FG for only GS lead
 Foley hits 42-yd walk-off FG



YEAR-BY-YEAR TEAM STATISTICS

Year	Record	Points	Avg	Plays	Yards/Avg.	Y/P	TD	FD	FDR	FDPa	FDP	Rushes	Yards/Avg.	YPC	TD	Com-Att-Int	TD	%	Eff	Yards/Avg.	YPC
2022	6-7, 3-5	425	32.69	982	6067/466.7	6.2	53	327	100	192	35	370	1923/136.8	4.8	23	374-612-16	28	61.1	129.85	4289/329.9	11.5
Opp	--	411	31.62	975	6341/487.8	6.5	49	319	163	141	15	542	3196/230.9	5.5	29	254-433-11	19	58.7	132.82	3339/256.9	13.1
2021	3-9, 2-6	243	20.3	811	4087/340.6	5.0	29	217	118	81	18	536	2322/195.5	4.3	22	141-275-12	5	51.3	102.46	1765/147.1	12.5
Opp	--	377	31.4	823	5302/441.8	6.4	48	268	104	141	23	420	1828/152.3	4.4	17	250-403-5	28	62.0	154.89	3474/289.5	13.9
2020	8-5, 4-4	354	27.2	814	4826/371.2	5.9	43	224	162	49	13	638	3472/267.1	5.4	29	97-176-11	9	55.1	124.11	1354/104.2	13.9
Opp	--	270	20.8	828	4234/325.7	5.1	33	227	88	121	18	422	1458/112.2	3.5	14	234-406-18	16	57.6	119.21	2776/213.5	11.9
2019	7-6, 5-3	366	28.2	822	4253/327.2	5.2	38	223	158	46	19	667	3680/252.7	4.9	29	80-155-1	9	51.6	121.94	968/74.5	12.1
Opp	--	366	28.2	871	4929/379.2	5.7	46	242	97	127	18	468	2071/136.3	3.8	18	242-403-9	28	60.1	144.31	3157/242.9	13.0
2018	10-3, 6-2	396	30.5	760	4488/345.2	5.9	45	220	169	38	13	643	3461/266.2	5.4	35	70-117-0	10	59.5	161.77	1027/75.9	14.7
Opp	--	280	21.5	851	4642/357.1	5.5	35	243	103	123	17	665	1827/140.5	3.9	21	239-386-15	14	61.9	127.37	2815/216.5	11.8
2017	2-10/2-6	250	20.2	839	3988/332.3	4.8	29	210	146	49	15	644	2688/222.3	4.1	19	105-195-7	8	53.8	117.07	1320/110.0	12.6
Opp	--	386	32.8	746	4924/410.4	6.6	52	226	96	108	22	414	2164/180.3	5.2	21	184-332-14	28	55.4	144.68	2761/230.1	15.0
2016	5-7/4-4	319	26.6	870	4558/379.8	5.2	38	248	139	87	22	606	2690/224.2	4.4	24	147-264-9	13	55.7	124.55	1868/155/7	12.7
Opp	--	318	26.5	801	4759/396.6	5.9	39	254	113	116	25	446	2005/167.1	4.5	21	210-355-9	16	59.2	134.12	2754/229.5	13.1
2015	9-4/6-2	474	36.5	865	5543/426.4	6.4	58	250	197	37	15	728	4719/363.0	6.5	54	59-137-10	4	43.1	88.62	824/63.4	13.9
Opp	--	306	23.5	803	4393/338.1	5.5	35	220	91	116	13	438	1998/130.9	3.9	13	200-365-17	22	54.8	127.35	2693/207.1	13.5
2014	9-3/8-0 ^	469	39.1	797	5859/488.2	7.4	62	260	202	49	9	642	4573/381.1	7.1	55	90-155-4	7	58.0	137.50	1286/107.2	14.0
Opp	--	281	23.4	849	4657/388.1	5.5	37	254	112	128	14	432	1844/153.7	4.3	19	244-417-13	18	58.5	123.19	2813/234.4	11.5
2013	7-4/4-4 †	368	33.5	728	4966/451.5	6.8	50	234	182	36	16	626	3964/360.4	6.3	44	52-102-4	6	51.0	145.07	1002/91.1	19.3
Opp	--	255	23.2	709	3965/360.5	5.6	32	201	90	91	20	400	1764/160.4	4.4	15	167-309-10	16	54.0	124.49	2201/200.1	13.2
2012	10-4/6-2	483	34.5	944	6536/466.9	6.9	66	308	272	29	7	850	5591/399.4	6.6	55	40-94-5	9	42.6	147.96	945/67.5	23.6
Opp	--	308	22.0	882	4822/344.4	5.5	37	244	99	120	25	476	2211/135.4	4.0	19	227-406-8	17	55.9	126.33	2926/209.0	12.9
2011	11-3/7-1	492	35.1	925	6090/435.9	6.6	65	304	224	60	20	777	4529/323.5	5.8	50	83-148-3	11	56.1	165.15	1561/111.5	18.8
Opp	--	330	23.6	868	4993/356.6	5.8	46	260	115	128	17	477	2097/149.8	4.4	20	228-391-16	22	58.3	130.91	2896/206.9	12.7
2010	10-5/5-3	413	27.5	1001	5189/345.9	5.2	50	277	215	51	11	849	3918/261.2	4.6	40	75-152-7	5	49.3	121.23	1271/84.7	16.9
Opp	--	277	18.5	891	4304/286.9	4.8	34	235	108	108	19	533	1905/127.0	3.6	16	193-358-15	15	53.9	115.65	2399/159.9	12.4
2009	5-6/4-4	205	18.6	766	3073/279.4	4.0	22	186	76	100	10	354	1062/96.5	3.0	9	261-412-17	10	63.3	104.11	2011/182.8	7.7
Opp	--	303	27.5	728	3904/354.9	5.4	38	194	90	88	16	392	1543/140.3	3.9	19	199-336-11	16	59.2	127.42	2361/214.6	11.9
2008	6-5/5-3	350	31.8	787	4219/383.5	5.4	46	233	101	112	20	379	1498/136.2	4.0	21	236-408-17	20	57.8	121.71	2721/247.4	11.5
Opp	--	326	29.6	847	4536/412.4	5.4	41	248	103	113	32	476	1897/172.5	4.0	21	209-371-5	18	56.3	129.40	2639/239.9	12.6
2007	7-4/4-3	402	36.5	815	5019/456.3	6.2	50	233	161	64	8	613	3589/326.3	5.9	38	126-202-4	8	62.4	130.95	1430/130.0	11.3
Opp	--	348	31.6	792	4451/404.6	5.6	45	229	112	101	16	446	1937/176.1	4.3	22	183-346-11	21	52.9	127.59	2514/228.5	13.7
2006	3-8/2-5	235	21.4	733	3959/359.9	5.4	30	186	93	85	8	422	2015/183.2	4.8	20	160-311-6	8	51.4	108.58	1944/176.7	12.1
Opp	--	260	23.6	679	3739/339.9	5.5	33	173	80	81	12	407	1673/152.1	4.1	11	146-272-14	18	53.7	129.02	2066/187.8	14.2
2005	8-4/5-2	456	38.0	860	5637/469.8	6.6	64	286	248	30	8	768	4641/386.8	6.0	50	42-92-7	11	45.7	160.83	996/83.0	23.7
Opp	--	277	23.1	775	4667/388.8	6.0	37	228	107	106	15	464	2192/182.8	4.7	18	186-311-14	18	59.8	136.67	2472/206.0	13.3
2004	9-3/6-1	564	47.0	896	5860/488.3	6.5	77	279	218	54	7	761	4439/369.9	5.8	56	70-135-4	16	51.9	173.45	1421/118.4	20.3
Opp	--	221	18.4	741	3321/276.8	4.5	28	194	88	91	15	413	1451/120.9	3.5	16	180-328-15	11	54.9	104.69	1870/155.8	10.4
2003	7-4/5-3	311	28.3	779	4561/414.6	5.9	39	229	182	33	14	664	3692/335.6	5.6	32	49-115-9	5	42.6	104.78	869/79.0	17.7
Opp	--	232	21.1	741	3855/350.5	5.2	31	194	96	82	16	446	1889/171.7	4.2	19	157-295-11	10	53.2	112.93	1966/178.7	12.5
2002	11-3/7-1	493	35.2	981	6575/469.6	6.7	66	285	239	36	10	859	5407/386.2	6.3	54	54-122-4	9	44.3	142.47	1168/83.4	21.6
Opp	--	190	13.6	911	4126/294.7	4.5	24	220	94	102	24	526	1972/140.9	3.7	13	180-385-15	10	46.8	94.53	2154/153.9	12.0
(Season totals for 1983 through 2001 include regular-season games only)																					
2001	12-2/8-1	410	37.3	717	4505/409.5	6.3	53	218	181	28	9	616	3560/323.6	5.8	42	40-101-3	6	39.5	131.86	945/85.9	23.6
Opp	--	132	12.0	722	2875/261.4	4.0	17	155	76	66	13	465	1493/135.7	3.2	9	135-257-13	7	52.5	96.57	1382/125.6	10.2
2000	13-2/7-1	362	32.9	768	4931/448.3	6.4	47	240	182	45	13	626	3642/331.1	5.8	31	73-142-7	13	51.4	148.01	1289/117.2	17.7
Opp	--	194	17.6	717	3491/317.4	4.9	25	204	104	82	18	425	1774/161.3	4.2	14	92-161-16	9	51.7	100.32	1717/156.1	11.4
1999	13-2/7-1	550	50.0	795	6069/551.7	7.6	76	274	205	55	14	654	4609/419.0	7.0	61	79-141-9	10	56.0	153.65	1460/132.7	18.5
Opp	--	171	15.5	728	3208/291.6	4.4	22	179	89	76	14	436	1444/131.3	3.3	13	137-292-15	7	46.9	95.30	1764/160.4	12.9
1998	14-1/8-0	468	42.5	749	5419/492.6	7.2	62	260	196	51	13	620	4166/378.7	6.7	53	73-129-7	7	56.6	145.23	1253/113.9	17.2
Opp	--	236	21.5	734	3833/323.9	4.9	33	200	96	87	17	442	1553/141.2	3.5	18	165-292-10	18	56.5	123.30	2010/182.7	12.2
1997	10-3/7-1	364	33.1	770	4440/403.6	5.8	48	216	156	53	7	592	3087/280.6	5.2	31	89-178-8	12	50.0	127.11	1353/123.0	15.2
Opp	--	176	16.0	762	3398/308.9	4.5	23	183	66	103	14	400	1157/105.2	2.9	7	186-362-13	15				

YEAR-BY-YEAR TEAM STATISTICS



Year	KOR	PR	F-FL	Pen.	Punts	Net	TOP	3rd Dn.	4th Dn.	FG-A	PAT	2XP	Tack.	UT	TFL	Sacks	Int.	PBU	FR	Blk	Saf
2022	26-17.4	20-9.3	9-5	66-595	52-42.8	37.3	27:41	92-195	13-23	18-22	49-50	2-2	976	512	53-174	20-104	11	65	5	1	0
Opp	28-21.5	19-10.7	9-5	91-816	51-41.3	35.3	31:19	80-186	12-22	23-30	46-47	1-2	919	467	46-162	7-52	16	83	5	2	0
2021	28-16.5	11-5.3	17-4	68-544	67-43.0	40.0	30:43	61-173	12-28	13-18	27-29	3-3	821	431	78-303	26-171	5	41	4	1	0
Opp	30-22.2	14-8.7	13-4	77-682	60-40.6	38.7	29:17	61-161	8-19	14-17	45-48	0-2	874	420	80-316	28-178	12	44	5	5	1
2020	21-17.6	20-10.6	18-6	53-440	53-40.9	35.4	33:19	66-163	8-17	18-25	40-41	1-2	802	455	78-288	23-139	18	48	8	2	0
Opp	43-21.8	12-14.2	15-8	62-564	62-38.8	35.1	26:41	61-178	18-29	14-19	18-30	1-3	898	489	57-186	16-100	11	20	6	3	0
2019	20-19.9	8-14.6	25-10	64-562	68-42.5	40.5	32:43	51-166	6-14	20-28	36-36	1-2	813	489	84-276	25-150	9-148	57	10-44	2	1
Opp	10-19.1	23-3.3	16-10	63-595	58-42.2	39.1	27:16	59-175	17-32	12-20	42-44	0-0	904	488	79-256	28-142	1-0	20	10-10	2	0
2018	26-21.7	12-10.6	13-5	61-525	62-38.0	35.8	32:09	61-157	6-12	19-21	45-45	1-2	859	463	63-225	26-139	15-257	41	12-21	3	1
Opp	17-24.7	15-5.3	22-12	71-607	56-39.4	36.0	27:51	69-179	20-29	12-17	30-32	2-3	898	456	70-217	19-98	0-0	9	5-11	2	0
2017	49-21.4	15-9.5	36-13	77-648	69-40.3	36.4	33:59	67-191	17-28	15-19	27-28	1-1	648	404	66-195	22-106	14-80	46	6-34	0	1
Opp	7-20.9	15-10.2	11-6	64-545	53-42.2	36.5	26:01	58-148	7-16	8-14	48-51	0-1	913	535	92-354	30-173	7-43	21	13-91	0	0
2016	51-20.1	16-12.9	18-9	91-778	56-39.1	38.1	32:39	82-185	8-18	19-20	34-36	0-1	743	451	67-237	11-92	9-39	34	10-90	7	0
Opp	18-21.6	8-7.0	21-10	61-603	55-37.7	36.7	27:21	50-153	13-21	15-21	37-39	0-0	948	526	86-272	12-85	9-111	31	9-55	0	0
2015	41-24.7	21-16.1	20-11	67-629	43-39.9	38.4	34:00	75-180	20-31	15-19	59-60	0-1	793	423	54-222	22-148	17-178	44	10-136	4	1
Opp	36-14.6	13-5.0	20-10	63-536	58-41.9	40.8	26:00	58-162	6-20	13-16	31-34	1-3	956	552	71-255	8-51	10-109	12	11-154	1	0
2014	32-24.6	25-5.1	20-8	57-556	39-38.3	35.6	32:18	73-148	10-16	10-14	53-61	1-3	788	477	66-266	24-180	13-277	37	7-0	3	0
Opp	48-21.4	48-8.8	17-7	51-406	53-41.2	37.2	27:42	67-166	9-23	8-13	31-33	2-3	928	482	42-146	5-29	4-73	17	8-0	2	0
2013	32-15.9	30-8.4	31-13	67-638	33-40.7	36.6	31:34	71-140	11-19	7-11	43-46	1-4	712	388	51-165	12-68	10-94	39	2-0	4	1
Opp	40-20.8	5-6.8	7-2	71-588	57-38.3	32.1	28:26	57-155	10-19	11-15	24-27	2-5	890	442	61-189	8-37	4-16	19	13-36	2	1
2012	42-23.9	25-5.8	36-17	94-867	45-37.5	36.9	33:28	74-164	13-21	8-22	57-61	3-5	903	505	68-312	31-219	8-66	51	11-58	1	0
Opp	70-19.4	6-1.5	21-11	79-586	64-41.7	37.9	26:32	68-183	7-21	18-23	32-35	0-2	1157	553	59-182	8-53	5-73	6	17-109	7	0
2011	50-23.1	22-10.7	41-18	72-616	31-41.7	38.0	33:36	81-164	12-25	12-15	62-64	1-1	863	549	66-272	25-160	16-85	43	6-27	6	0
Opp	77-21.1	6-5.7	13-7	79-649	55-37.5	31.7	26:24	77-173	12-23	5-12	37-42	1-4	1004	631	52-157	10-68	3-18	23	17-4	2	0
2010	58-23.5	23-6.9	45-22	81-653	56-41.0	39.2	33:13	92-214	22-35	19-21	45-45	1-4	910	560	98-405	25-192	15-143	43	16-65	3	3
Opp	68-18.8	12-3.8	29-16	86-657	66-37.3	33.4	26:42	76-192	8-19	15-18	28-32	0-2	1135	705	89-294	23-133	7-54	12	22-163	0	0
2009	50-20.3	19-6.7	12-8	72-643	62-39.5	37.1	31:17	64-171	6-17	16-22	19-19	1-3	730	446	68-248	21-133	11-98	27	14-182	3	1
Opp	48-18.8	14-4.7	19-14	73-527	54-40.4	35.8	28:43	58-155	11-20	13-14	34-38	0-0	799	456	92-446	43-305	17-225	29	8-63	2	1
2008	51-21.3	29-14.0	21-14	78-735	49-39.1	31.9	26:51	52-148	13-23	10-15	42-44	0-1	887	491	26-185	26-185	5-37	44	9-75	7	1
Opp	44-18.1	22-11.5	18-9	86-668	61-38.3	30.0	33:09	59-169	11-26	13-18	35-39	2-2	802	437	68-309	29-229	17-201	51	14-10	2	1
2007	49-20.3	22-11.8	19-8	72-618	51-39.5	34.6	32:00	64-168	20-24	17-24	47-47	2-3	791	479	84-253	19-148	11-135	56	12-75	1	0
Opp	62-20.2	26-7.2	21-13	58-465	54-38.2	33.4	28:00	67-166	15-20	11-14	43-44	1-1	945	536	104-314	14-84	4-109	21	8-63	1	0
2006	37-22.4	24-10.4	14-7	71-615	62-41.0	33.1	30:04	48-158	9-21	9-18	20-25	4-4	699	417	64-196	11-61	14-36	24	9-17	2	0
Opp	39-23.5	29-9.2	18-9	46-378	57-41.4	37.0	29:56	58-151	6-17	10-14	30-31	1-2	760	424	53-183	6-49	6-105	34	7-16	2	0
2005	44-15.8	18-7.9	23-11	71-526	33-39.5	37.2	31:31	78-161	25-36	4-8	60-63	0-1	805	433	82-299	20-143	14-227	36	9-15	3	-
Opp	45-22.2	10-7.6	17-9	66-491	48-33.9	30.9	28:02	74-163	5-18	7-10	32-35	1-2	1075	493	63-177	14-84	7-112	10	11-7	0	0
2004	41-20.8	31-14.5	29-10	73-588	36-39.1	32.3	32:25	81-165	24-35	9-9	65-73	2-4	766	469	107-367	28-179	15-255	36	7-2	3	3
Opp	61-21.5	19-10.7	18-7	52-433	79-36.6	30.9	27:24	44-158	7-18	9-12	20-23	3-5	982	579	47-86	2-15	7-8	12	10-7	2	0
2003	36-24.9	40-9.2	29-15	91-808	41-34.8	29.6	31:11	66-157	10-20	13-17	36-38	0-1	763	424	54-188	16-124	11-222	42	5-6	9	1
Opp	43-23.5	21-10.1	21-5	67-597	64-35.9	30.2	29:39	58-167	12-21	7-12	25-26	0-5	922	519	41-129	9-56	9-66	13	15-37	3	0
2002	29-21.3	48-11.0	43-16	95-832	51-37.3	35.1	31:02	88-191	15-31	11-17	62-63	0-3	1146	683	91-302	29-155	15-99	54	8-34	7	1
Opp	73-16.3	18-6.2	16-8	77-669	97-41.2	35.7	28:58	59-206	15-29	8-12	18-22	2-2	984	740	48-149	7-36	4-14	16	16-2	0	0
(Season totals for 2001 through 2001 include regular-season games only)																					
2001	29-16.2	29-10.0	36-14	71-663	40-39.2	38.8	28:26	52-136	14-19	13-20	47-49	-	1021	587	74-294	23-157	13-271	44	12-60	3	1
Opp	59-17.5	14-1.4	26-12	64-586	71-36.9	32.8	31:34	41-162	16-31	5-8	13-16	0-1	754	484	56-189	12-75	3-3	17	14-95	0	1
2000	36-18.0	23-7.5	22-9	103-877	34-36.0	34.6	30:37	67-150	11-19	12-20	40-45	1-2	897	498	75-258	23-123	16-206	43	11-0	5	1
Opp	39-9.8	11-4.3	19-11	52-412	53-32.9	29.7	29:23	60-151	4-14	7-11	21-25	0-0	780	542	67-262	14-116	7-134	16	9-0	1	1
1999	36-22.7	31-8.9	23-11	95-788	23-41.1	38.7	30:59	77-140	13-19	6-14	72-75	0-1	898	562	89-326	22-144	15-334	49	8-3	5	2
Opp	63-16.0	9-6.1	25-8	68-566	69-38.3	34.3	29:01	45-158	9-24	6-9	21-21	0-1	850	484	43-156	5-36	9-135	18	11-60	0	0
1998	34-17.6	27-14.6	23-10	86-730	33-37.2	31.0	30:19	69-133	8-13	12-14	58-61	1-1	1055	626	92-397	34-206	10-157	46	12-0	7	0
Opp	62-19.8	14-14.7	25-12	59-544	54-38.8	31.4	29:41	58-159	14-25	6-9	18-25	1-8	1003	605	72-272	9-57	7-4	15	9-4	2	0
1997	28-25.2	27-7.6	25-14	79-739	48-39.9	37.2	30:27	66-156	9-21	14-16	34-40	0-8	1140	676	82-359	26.5-187	13-198	49	21-47	3	0
Opp	54-18.7	23-5.7	28-21	73-598	64-35.9	32.7	29:33</														



TEAM RECORDS BY ERA

MOST	ALL GAMES	HOME	ROAD	SUN BELT GAMES	FBS ERA	PLAYOFFS/BOWLS
POINTS	84, vs. Johnson C. Smith, 2004	84, vs. Johnson C. Smith, 2004	69, at Georgia St., 2014	69, at Georgia St., 2014	83, vs. Savannah St., 2014	72, vs. Northern Arizona, 1999
POINTS/QUARTER	37, vs. Johnson C. Smith, 2004	37, vs. Johnson C. Smith, 2004	28, Three Times	21, 10 Times	28, vs. Morgan St., 2022	35, vs. Florida A&M, 1997
POINTS/HALF	58, vs. Johnson C. Smith, 2004	58, vs. Johnson C. Smith, 2004	44, at The Citadel, 1998	42, at Georgia St., 2014	48, vs. Savannah St., 2014	42, vs. Florida A&M, 1997
TOUCHDOWNS	12, Twice	12, Twice	10, at Georgia St., 2014	10, at Georgia St., 2014	12, vs. Savannah St., 2014	10, vs. Northern Arizona, 1999
RUSH ATTEMPTS	80, vs. Furman, 2005	80, vs. Furman, 2005	79, at Western Carolina, 2012	71, vs. ULM, 2016	71, vs. ULM, 2016	77, vs. South Carolina St., 2010
RUSHING YARDS	655, vs. Glenville St., 1994	655, vs. Glenville St., 1994	602, at Old Dominion, 2012	613, at Georgia St., 2014	613, at Georgia St., 2014	638, vs. Youngstown St., 1999
RUSHING TDS	11, Two Times	11, Two Times	10, at Georgia St., 2014	10, at Georgia St., 2014	10, Twice	8, vs. Northern Arizona, 1999
PASS ATTEMPTS	64, vs. James Madison, 2022	64, vs. James Madison, 2022	57, at Furman, 2008	64, vs. James Madison, 2022	64, vs. James Madison, 2022	47, vs. Buffalo, 2022
PASS COMPLETIONS	40, at Furman, 2008	38, vs. James Madison, 2022	40, at Furman, 2008	38, vs. James Madison, 2022	38, vs. James Madison, 2022	29, vs. Buffalo, 2022
PASSING YARDS	578, vs. James Madison, 2022	578, vs. James Madison, 2022	419, vs. Furman, 1985	578, vs. James Madison, 2022	578, vs. James Madison, 2022	419, vs. Furman, 1985
INT THROWN	6, at ETSU, 1984	3, Three Times	6, at ETSU, 1984	4, at Georgia State, 2022	4, Two Times	3, Two Times
PASSING TDS	4, Five Times	4, Four Times	4, vs. Furman, 1985	4, vs. James Madison, 2022	4, Two Times	4, Two Times
TOTAL OFFENSE	732, vs. Western Carolina, 1999	732, vs. Western Carolina, 1999	685, at ETSU, 1999	660, at Georgia St., 2014	684, vs. Savannah St., 2014	659, vs. Northern Arizona, 1999
TOTAL PLAYS	103, at East Carolina, 1984	96, vs. Samford, 1990	103, at East Carolina, 1984	88, vs. ULM, 2016	88, vs. ULM, 2016	86, vs. Massachusetts, 1998
FIELD GOALS	5, Twice	5, vs. Furman, 2003	5, at The Citadel, 1994	4, Two Times	4, Three Times	4, Two Times
FIELD GOAL ATTEMPTS	7, at The Citadel, 1994	6, vs. Furman, 2004	7, at The Citadel, 1994	4, Four Times	5, vs. Maine, 2019	4, vs. Florida A&M, 2001
FIRST DOWNS	35, vs. Savannah St., 2013	35, vs. Savannah St., 2013	35, at East Carolina, 1984	30, at Georgia St., 2014	34, Two Times	32, vs. Old Dominion, 2012
FIRST DOWNS RUSHING	31, Twice	31, vs. Glenville St., 1994	31, at Western Carolina, 2012	28, at Georgia St., 2014	28, at Georgia St., 2014	29, vs. Old Dominion, 2012
FIRST DOWNS PASSING	25, vs. James Madison, 2022	25, vs. James Madison, 2022	21, at Nebraska, 2022	25, vs. James Madison, 2022	25, vs. James Madison, 2022	18, vs. Furman, 1985
FUMBLES	9, Three Times	7, Twice	9, Three Times	7, Coastal Carolina, 2021	7, Coastal Carolina, 2021	6, Three Times
FUMBLES LOST	6, vs. Massachusetts, 1998	5, vs. Central Florida, 1983	6, vs. Massachusetts, 1998	3, Three Times	3, Six Times	6, vs. Massachusetts, 1998
PENALTIES	19, vs. Johnson C. Smith, 2000	19, vs. Johnson C. Smith, 2000	16, at Elon, 2003	14, vs. ULM, 2016	14, vs. ULM, 2016	14, vs. Nicholls St., 1986
PENALTY YARDS	179, Twice	179, vs. Johnson C. Smith, 2000	179, at Elon, 2003	136, vs. ULM, 2016	136, vs. ULM, 2016	106, vs. North Carolina A&T, 1986
PUNTS	11, Three Times	11, vs. Jacksonville St., 1992	11, Two Times	8, Five Times	11, at Auburn, 2017	9, Two Times
PUNT RETURNS	10, at VMI, 1993	9, Twice	10, at VMI, 1993	4, Four Times	5, vs. Savannah St., 2014	7, vs. Youngstown St., 1999
PUNT RETURN YARDS	143, vs. Chattanooga, 2001	143, vs. Chattanooga, 2001	131, at VMI, 1993	111, vs. South Alabama, 2015	111, vs. South Alabama, 2015	99, vs. Youngstown St., 1999
KICKOFF RETURNS	9, Two Times	7, Three Times	9, Two Times	7, Three Times	9, vs. Navy, 2014	9, vs. Massachusetts, 1998
KO RETURN YARDS	239, at Navy, 2014	170, vs. Elon, 2008	239, at Navy, 2014	174, New Mexico St., 2017	239, at Navy, 2014	169, vs. Massachusetts, 1998
INT CAUGHT	7, Twice	7, Twice	5, Twice	4, Three Times	4, Four Times	4, Two Times
INT RETURN YARDS	142, vs. Chattanooga, 2001	142, vs. Chattanooga, 2001	104, at Central Florida, 1990	100, at Texas St., 2014	100, at Texas St., 2014	60, Two Times
POSSESSION TIME	43:08, vs. Newberry, 1983	43:08, vs. Newberry, 1983	42:55, at Troy, 2015	42:55, at Troy, 2015	42:55, at Troy, 2015	42:24, vs. Maine, 2011
DEFENSIVE TDS	3, vs. Florida A&M, 20001	3, vs. Florida A&M, 20001	2, Twice	1, Six Times	1, Nine Times	3, vs. Florida A&M, 2001
NON-OFFENSE TDS	3, Three Times	3, Twice	3, at Chattanooga, 1994	1, 15 Times	2, Four Times	3, vs. Florida A&M, 2001
RUSH YARDS ALLOWED	415, vs. Miami, 1994	376, vs. App State, 2022	415, at Miami, 1994	376, vs. App State, 2022	394, at Navy, 2014	343, vs. Arkansas St., 1986
PASS YARDS ALLOWED	527, at Bethune-Cookman, 1984	481, vs. Nicholls St., 1986	527, at Bethune-Cookman, 1984	468, vs. James Madison, 2022	468, vs. James Madison, 2022	481, vs. Nicholls St., 1986
TOTAL OFF. ALLOWED	712, at Appalachian St., 2009	675, vs. James Madison, 2022	712, at Appalachian St., 2009	675, vs. James Madison, 2022	675, vs. James Madison, 2022	629, at Montana, 1995
PASS ATT. AGAINST	66, at Bethune-Cookman, 1984	63, vs. Florida A&M, 1997	66, at Bethune-Cookman, 1984	60, Arkansas State, 2021	60, Arkansas State, 2021	63, vs. Florida A&M, 1997
PASS COMP. ALLOWED	42, at Montana, 1995	38, Arkansas St., 2018	42, at Montana, 1995	38, Arkansas St., 2018	38, Arkansas St., 2018	42, at Montana, 1995
FEWEST	ALL GAMES	HOME	ROAD	SUN BELT GAMES	FBS	POSTSEASON
POINTS	0, Five Times	0, vs. Troy, 1992	0, Four Times	3, App State, 2021	0, at West Virginia, 2015	0, Twice
FIRST DOWNS	5, Two Times	8, vs. Florida A&M, 1992	5, Two Times	9, Three Times	7, at Clemson, 2018	5, at Montana, 1995
TOTAL OFFENSE	54, at Miami, 1994	159, vs. App State, 2016	54, at Miami, 1994	159, vs. App State, 2016	78, at Auburn, 2017	91, vs. Montana, 1995
RUSHING ATTEMPTS	16, vs. James Madison, 2022	16, vs. James Madison, 2022	19, at Furman, 2008	16, vs. James Madison, 2022	16, vs. James Madison, 2022	20, vs. Buffalo, 2022
RUSHING YARDS	11, at South Dakota St., 2009	12, vs. James Madison, 2022	11, at South Dakota St., 2009	12, vs. James Madison, 2022	12, vs. James Madison, 2022	70, vs. Montana, 1995
PASS ATTEMPTS	0, vs. Wofford, 2012	0, Two Times	3, Three Times	3, Two Times	3, Two Times	3, vs. Maine, 2002
PASS COMPLETIONS	0, Nine Times	0, Five Times	0, Four Times	1, Two Times	1, Two Times	1, Three Times
PASSING YARDS	0, Ten Times	0, Six Times	0, Four Times	31, vs. Texas St., 2015	3, vs. New Mexico St., 2019	17, vs. Youngstown St., 1999
PENALTIES	0, Three Times	0, Two Times	0, at Delaware, 1997	1, Two Times	0, vs. New Mexico State, 2019	0, at Delaware, 1997
PENALTY YARDS	0, Three Times	0, Two Times	0, at Delaware, 1997	5, vs. App State, 2020	0, vs. New Mexico State, 2019	0, at Delaware, 1997
PUNTS	0, Ten Times	0, Nine Times	0, at South Florida, 1997	1, Six Times	0, vs. Savannah St., 2014	0, vs. Old Dominion, 2011
POSSESSION TIME	16:38, vs. Troy, 1992	16:38, vs. Troy, 1992	21:36, at Army, 2020	22:06, vs. App State, 2016	21:36, at Army, 2020	21:28, vs. Eastern Kentucky, 2002
RUSH YARDS ALLOWED	-12, vs. Western Carolina, 2009	-12, vs. Western Carolina, 2009	5, at Samford, 1989	19, vs. ULM, 2014	19, vs. ULM, 2014	51, vs. Central Florida, 1990
PASS YARDS ALLOWED	0, at The Citadel, 1993	0, vs. The Citadel, 1993	7, at The Citadel, 1994	13, vs. Troy, 2014	13, vs. Troy, 2014	11, vs. The Citadel, 1990
TOTAL OFF. ALLOWED	55, vs. South Carolina St., 1988	55, vs. South Carolina St., 1988	90, at VMI, 1999	136, vs. South Alabama, 2015	114, vs. Savannah St., 2016	163, vs. The Citadel, 1990
PASS COMP. AGAINST	0, vs. The Citadel, 1993	0, vs. The Citadel, 1993	1, two times	4, vs. Troy, 2014	1, at Army West Point, 2020	2, vs. The Citadel, 1990
PASS ATT. ALLOWED	1, at Army West Point, 2020	4, vs. The Citadel, 1993	1, at Army West Point, 2020	11, vs. Troy, 2014	1, at Army West Point, 2020	6, vs. The Citadel, 1990



INDIVIDUAL

RUSHING YARDS

Opponent.....**247, La'Damian Webb (South Alabama), 11/5/22**
 Georgia Southern.....333, Adrian Peterson vs. Massachusetts, 12/4/99 (P)

RUSHING ATTEMPTS

Opponent.....37, Brandon Walker (East Tennessee State), 11/2/96
 Georgia Southern.....34, Jerick McKinnon vs. Central Arkansas, 12/1/12

RUSHING TOUCHDOWNS

Opponent.....**4, La'Damian Webb (South Alabama), 11/5/22**
 Georgia Southern.....5, Adrian Peterson vs. Massachusetts, 12/4/99 (P)
 5, Gerald Harris vs North Carolina A&T, 11/29/86 (P)

PASSING COMPLETIONS

Opponent.....38, Justice Hansen (Arkansas State), 9/29/18

Georgia Southern.....**38, Kyle Vantrease vs. #25 James Madison, 10/15/22**

PASSING ATTEMPTS

Opponent.....63, Otteman Sampson (Florida A&M), 11/29/97 (P)

Georgia Southern.....**64, Kyle Vantrease vs. #25 James Madison, 10/15/22**

PASSING YARDS

Opponent.....481, Doug Hudson (Nicholls State), 12/6/86 (P)

Georgia Southern.....**578, Kyle Vantrease vs. #25 James Madison, 10/15/22**

PASSING TOUCHDOWNS

Opponent.....5, Taylor Heinicke (Old Dominion), 12/3/11

Georgia Southern.....**4, Kyle Vantrease vs. #25 James Madison, 10/15/22**

4, Kyle Vantrease vs. Morgan State, 9/3/22

4, Chaz Williams vs. Elon, 10/2/04

4, Greg Hill vs. Western Illinois, 12/12/98

RECEIVING YARDS

Opponent.....231 (7), Sean Price (App State), 11/3/12

Georgia Southern.....191 (7), Reggie McCutchen vs. Elon, 10/14/06

RECEPTIONS

Opponent.....15, Scott Dahlquist (Idaho), 12/1/90 (P)

Georgia Southern.....**10, Jeremy Singleton vs. App State, 11/26/22**

10, Khaleb Hood vs. App State, 11/26/22

10, Raja Andrews vs. Samford, 11/8/08

RECEIVING TOUCHDOWNS

Opponent.....4, Remi Watson (Bethune-Cookman), 10/11/86

Georgia Southern.....3, Corey Joyner vs. Western Illinois, 12/12/98 (P)

PUNTING AVERAGE (MIN. 3)

Opponent.....51.0, Ray Early (Furman) 11/2/13

Georgia Southern.....49.3, Anthony Beck II vs. Georgia State, 11/30/21

TACKLES

Opponent.....22, Marcus Bradley (Western Carolina), 10/11/97

Georgia Southern.....22, Edward Thomas vs. VMI, 10/5/96

INTERCEPTIONS

Opponent.....2, nine times, last by Jakob Robinson (BYU), 11/20/21

Georgia Southern.....3, Rodney Oglesby vs. Savannah State, 9/7/91

Antonio Glover vs. Western Michigan, 9/12/15

TEAM

FIRST DOWNS

Opponent.....36, by Arkansas State, 10/2/21

Georgia Southern.....35, vs. Savannah State, 8/31/13

MOST RUSHING YARDS

Opponent.....**376, by App State, 11/26/22**

Georgia Southern.....655, vs. Glenville State, 11/12/94

FEWEST RUSHING YARDS

Opponent.....-12, by Western Carolina, 9/19/09

Georgia Southern.....**12, vs. #25 James Madison, 10/15/22**

MOST PASSING YARDS

Opponent.....481, by Nicholls State, 12/6/86 (P)

Georgia Southern.....**578, vs. #25 James Madison, 10/15/22**

FEWEST PASSING YARDS

Opponent.....0, by The Citadel, 9/11/93

Georgia Southern.....0, six times, last vs. Chattanooga, 9/28/13

MOST TOTAL YARDS OFFENSE

Opponent.....**675, by James Madison, 10/15/22**

Georgia Southern.....732, vs. Western Carolina, 10/9/99

FEWEST TOTAL YARDS OFFENSE

Opponent.....55, by South Carolina State, 11/19/88

Georgia Southern.....159, vs. App State, 10/27/16

MOST PLAYS

Opponent.....97, by Florida A&M, 12/1/01 (P)

Georgia Southern.....96, vs. Samford, 11/17/90

FEWEST PLAYS

Opponent.....43 by South Carolina State, 11/27/10 (P)

Georgia Southern.....42, vs. Troy, 11/14/92

MOST POINTS

Opponent.....**48, by App State, 11/26/22**

by Old Dominion, 12/3/11

Georgia Southern.....84, vs. Johnson C. Smith, 9/11/04

LONGEST PLAYS

RUSH.....99t by Michael Hobbs (Wofford), 11/4/06

PASS.....94t by Stephon Hawkins from Brian Hampton (Chattanooga), 9/27/97

FIELD GOAL.....63 by Tim Foley vs. James Madison, 11/7/87

PUNT.....79 by Bob Hooper (Samford), 11/8/08

PUNT RETURN.....94t by Jayson Foster vs. App State, 10/16/04

KICKOFF RETURN.....100t by Cameron Kinard (Central Arkansas), 11/18/06

100t by Xavier Godard (Western Carolina), 10/11/03

100t by Jalen Virgil (App State), 12/12/20

INTERCEPTION RETURN.....98t by Ryan Hadden vs. Chattanooga, 9/25/99

RECOVERED FUMBLE RETURN.....97t by Rodney Oglesby vs. Valdosta State, 9/1/90

PAULSON STADIUM ATTENDANCE RECORDS (20,000 OR MORE)

Attendance	Opponent	Date	W-L	Score	P
1. 25,735	UL Monroe	9/17/16	W	23-21	
2. 25,725	Stephen F. Austin	12/16/89	W	37-34	NC
3. 24,872	The Citadel	9/19/15	W	48-13	
4. 24,535	App State	9/25/14	W	34-14	
5. 24,078	Chattanooga	11/11/89	W	34-13	
6. 23,551	New Mexico State	10/17/15	W	56-26	
7. 23,520	Western Michigan	9/12/15	W	43-17	
8. 23,474	App State	10/27/16	L	10-34	
9. 23,401	Georgia State	12/5/15	L	7-34	
10. 23,373	Furman	11/10/07	L	22-24	
11. 23,250	Idaho	10/11/14	W	47-24	
12. 23,204	Nevada	12/15/90	W	36-13	NC
13. 23,167	Savannah State	9/1/01	W	69-6	
14. 23,121	Savannah State	9/6/14	W	83-9	
15. 22,421	App State	10/16/04	W	54-7	
16. 22,155	App State	11/3/12	L	28-31	
17. 21,899	App State	10/14/00	W	34-28	
18. 21,812	Tusculum	9/10/11	W	62-21	
19. 21,593	Furman	11/3/01	W	20-10	
20. 21,489	West Georgia	9/8/07	W	45-21	
21. 21,403	Wofford	10/9/10	L	31-33	
22. 21,250	Savannah State	9/3/16	W	54-0	
23. 21,067	James Madison	11/3/90	W	31-13	
24. 20,983	Wofford	10/13/12	W	17-9	
25. 20,862	BYU	11/20/21	L	17-34	
26. 20,851	App State	10/18/08	L	36-37	
27. 20,832	Samford	9/29/12	W	35-16	
28. 20,607	McNeese State	9/10/05	L	20-23	
29. 20,593	Chattanooga	10/8/11	W	28-27	
30. 20,507	Savannah State	10/7/89	W	35-14	
31. 20,430	Savannah State	9/4/10	W	48-3	
32. 20,353	App State	10/17/98	W	37-24	
33. 20,340	Samford	11/12/88	W	49-21	
34. 20,228	UL Monroe	10/15/88	W	43-11	
35. 20,178	Central Connecticut State	9/9/06	L	13-17	
36. 20,132	Jacksonville	9/1/12	W	58-0	
37. 20,073	App State	11/6/10	W	21-14 (ot)	

WINNING AT PAULSON

Overall Record.....210-48 (.814) †

Overall NCAA Playoff Record.....33-3 (.917)

WIN STREAKS

Longest Winning Streaks.....39 — from 9/27/97 to 12/15/01

(NCAA Division I FCS record)

38 — from 10/5/85 to 9/22/90

14 — from 11/6/10 to 11/3/12

12 ^ — from 11/10/12 to 11/28/15

11 — from 9/29/90 to 11/2/91

10 — from 10/19/19 to 12/5/20

9 — from 10/1/94 to 9/21/95

† - three victories vacated due to NCAA sanctions

^ - three games in that streak vacated due to NCAA sanctions; streak officially at nine games



GEORGIA NORMAL SCHOOL

1924

E.G. Cromartie • 1-0

Parris Island Marines	NA	
Savannah High School	NA	
Douglas A&M	W	6-0

1925

E.G. Cromartie • 1-2

Richmond Academy	L	NA
Benedictine	L	NA
Brewton-Parker	W	NA

1926

E.G. Cromartie • 5-3-1

Douglas A&M	W	6-0
Piedmont Institute	T	0-0
Benedictine	W	13-0
Georgia Military	L	0-12
Tifton	L	0-6
Richmond Academy	L	6-54
Brewton-Parker	W	12-0
Fort Screven	W	14-0
Brewton-Parker	W	7-6

1927

H.A. Woodle • 6-1-1

Douglas A&M	W	2-0
South Georgia A&M	W	6-0
Benedictine	W	25-6
Fort Screven	W	6-0
Richmond Academy	L	0-16
Brewton-Parker	W	25-7
Piedmont Institute	W	26-13
Brewton-Parker	T	0-0

1928

H.A. Woodle • 5-5

Waynesboro J.C.	W	26-0
Brewton-Parker	L	2-6
Cochran A&M	L	6-24
Benedictine	W	7-6
Tifton	L	NA
Mercer	W	7-0
Piedmont	L	0-12
Norman Park	L	0-6
Douglas	W	7-0
Brewton-Parker	W	NA

SOUTH GEORGIA TEACHERS COLLEGE

1929

B.L. 'Crook' Smith • 5-2-2

Brewton-Parker	W	62-0
Middle Georgia (Cochran)	T	7-7
Tifton	W	12-6
Piedmont	T	0-0
Richmond Academy	L	13-19
Swainsboro Athletic Assoc.	W	12-0
Norman Park	L	19-31
Douglas	W	12-0
Brewton-Parker	W	7-0

1930

B.L. 'Crook' Smith • 3-4-2

South Georgia J.C.	L	0-6
Oct. 4 Newberry	T	0-0
Middle Georgia	L	0-14
Piedmont	W	7-6
Norman Park	L	0-7
Brewton-Parker	W	26-0
Mercer	L	0-77
New Year's Day Benefit	T	0-0
Georgia State Teachers	W	13-0

1931

B.L. 'Crook' Smith • 2-6

Bowdon	L	0-24
Oct. 2 Norman Park	L	0-7
Middle Georgia	L	0-7
Oct. 24 Parris Island	L	0-19
Piedmont	L	0-16
Nov. 11 Newberry	L	13-19
Millen Athletic Club	W	67-0
Nov. 26 Brewton-Parker	W	6-0

1932

B.L. 'Crook' Smith • 7-3

Rollon	L	0-12
Tifton	W	27-0
Oct. 7 Gordon Military	W	19-0
Oct. 21 Norman Park	W	8-0
Georgia Military	L	6-27
Nov. 11 Piedmont	W	33-12
Middle Georgia	W	26-0
Miami	W	19-6
Nov. 5 Rollins	L	13-20
Nov. 24 App State	W	33-0

1933

B.L. 'Crook' Smith • 5-4

Oct. 6 Norman Park	W	46-0
Oct. 13 Gordon Military	W	39-0
Oct. 20 Brewton-Parker	W	39-13
Oct. 27 Middle Georgia	L	0-6
Nov. 4 Rollins	L	0-13
Nov. 10 South Georgia State	W	25-0
Georgia Military	W	12-9
Nov. 30 Newberry	L	6-14
Stetson	L	0-20

1934

B.L. 'Crook' Smith • 4-6

Sept. 28 Troy	L	13-19
Oct. 3 Brewton-Parker	L	0-6
Oct. 12 Tampa	W	21-13
Oct. 19 Stetson	L	0-19
Oct. 26 App State	W	22-13
Nov. 2 Middle Georgia	W	6-0
Nov. 9 South Georgia State	W	19-0
Nov. 16 Georgia Military	L	0-19
Nov. 23 App State	L	6-7
Nov. 29 Newberry	L	20-21

1935

B.L. 'Crook' Smith • 3-3-2

Abraham Baldwin A.C.	W	13-0
Oct. 12 South Georgia State	T	14-14
Oct. 18 Tampa	L	0-19
Oct. 26 Troy	L	26-28
Nov. 1 Middle Georgia	W	14-7
Nov. 9 App State	T	0-0
Nov. 16 Georgia Military	W	25-12
Nov. 28 Stetson	L	6-9

1936

B.L. 'Crook' Smith • 2-9

Sept. 18 Mercer	L	0-40
Sept. 25 Miami	L	0-44
Oct. 2 Troy	L	0-14
Oct. 9 Stetson	L	0-24
Oct. 17 Tampa	L	0-27
Oct. 23 Brewton-Parker	W	14-7
Oct. 24 App State	L	0-27
Oct. 31 Middle Georgia	W	14-7
Nov. 7 Gordon Military	L	7-13
Nov. 26 Newberry	L	10-13
Rollins	L	0-26

1937

B.L. 'Crook' Smith • 2-9

Sept. 18 Erskine	L	0-46
Sept. 24 Mercer	L	0-77
Oct. 1 Miami	L	0-40
Oct. 4 Tampa	L	0-20
Oct. 8 Stetson	L	0-24
Oct. 16 Troy	L	6-12
Oct. 23 Georgia Military	L	6-7
South Georgia State	W	26-6
Gordon Military	L	0-19
Oct. 30 Middle Georgia	L	0-7
Armstrong State	W	20-14

1938

B.L. 'Crook' Smith • 3-5-1

Sept. 23 Tampa	L	0-40
Sept. 30 Wingate	W	6-0
Oct. 7 Stetson	L	0-28
Oct. 14 Troy	L	0-7
South Georgia State	L	6-7
Oct. 21 Armstrong State	L	7-12
Snead	W	7-0
Nov. 11 Middle Georgia	W	3-0
Nov. 24 Erskine	T	6-6

GEORGIA TEACHERS COLLEGE

1939

B.L. 'Crook' Smith • 5-5

Sept. 29 Stetson	L	0-19
Oct. 7 Jacksonville Tech	W	13-0
Oct. 11 Havana	W	14-0
Oct. 19 Troy	L	6-7
Oct. 27 South Georgia	L	6-12
Nov. 4 Snead	W	13-6
Nov. 10 Middle Georgia	L	6-13
Nov. 18 App State	L	0-59
Nov. 18 Armstrong State	W	7-0
Dec. 9 Havana	W	27-7

1940

B.L. 'Crook' Smith • 3-5

Sept. 20 Erskine	L	0-19
Oct. 5 South Georgia	L	7-19
Oct. 12 Fort Benning	W	17-13
Oct. 19 Troy	L	0-14
Oct. 26 Tampa	L	14-66
Nov. 9 Middle Georgia	W	14-6
Nov. 16 Pensacola	L	6-46
Nov. 28 Armstrong State	W	43-0

1941

B.L. 'Crook' Smith • 2-8

Sept. 20 Western Carolina	L	7-14
Sept. 26 Mississippi Southern	L	0-70
Oct. 3 South Georgia State	L	0-7
Oct. 10 Mercer	L	0-25
Oct. 17 Troy	L	0-25
Oct. 24 Erskine	L	0-7
Nov. 7 Middle Georgia	W	16-0
Nov. 7 Oglethorpe	L	0-53
Nov. 20 South Georgia State	W	14-7
Camp Croft	L	0-21

GEORGIA SOUTHERN COLLEGE

1982

Erk Russell • NAIA • 7-3-1

Sept. 11	UCF	N1	W	16-9	7,350
Sept. 18	Baptist Univ. of America	N2	W	42-0	7,823
Sept. 25	Valdosta State ^	H	T	27-27	7,724
Oct. 2	Gardner-Webb	A	L	6-44	2,051
Oct. 9	Fort Benning ^	H	W	56-6	5,341
Oct. 23	Newberry ^	H	W	36-14	6,050
Oct. 30	Catawba ^	H	L	7-10	8,219
Nov. 6	Wofford ^	H	L	7-28	5,127
Nov. 13	Mars Hill	A	W	17-3	1,000
Nov. 20	Valdosta State	A	W	45-29	9,000
Nov. 27	Florida State J.V.	N3	W	31-20	5,000

N1 - Gator Bowl - Jacksonville, Fla.

N2 - Memorial Stadium - Savannah, Ga.

N3 - International Stadium - Warner Robins, Ga.

^ - Womack Field @ Statesboro HS

1983

Erk Russell • NCAA Unclassified • 6-5

Sept. 10	UCF ^	H	L	29-33	5,815
Sept. 17	Presbyterian College	N1	W	35-21	7,913
Sept. 24	Troy ^	H	L	27-28	7,378
Oct. 1	Gardner-Webb ^	H	W	25-11	6,278
Oct. 15	East Tennessee State	A	L	7-24	7,248
Oct. 22	Newberry	N2	L	24-27	4,500
Oct. 29	Catawba	A	W	10-3	3,917
Nov. 5	Wofford	A	W	27-16	5,894
Nov. 12	Mars Hill ^	H	W	35-9	9,385
Nov. 19	Valdosta State	A	L	29-34	8,000
Nov. 24	Savannah State	A	W	15-0	1,000

N1 - Memorial Stadium - Savannah, Ga.

N2 - Butler Stadium - Augusta, Ga.

^ - Womack Field @ Statesboro HS

1984

Erk Russell • NCAA D-1AA • 8-3

Sept. 1	Florida A&M	N1	W	14-0	12,743
Sept. 8	Presbyterian College	A	W	41-6	2,464
Sept. 15	UCF	A	W	42-28	7,124
Sept. 22	East Carolina	A	L	27-34	25,137
Sept. 29	Liberty	H	W	48-11	12,097
Oct. 6	Bethune-Cookman	N2	W	43-33	4,700
Oct. 13 (17)	Chattanooga	(20) H	W	24-17	9,087
Oct. 20 (13)	Newberry	H	W	41-16	11,420
Oct. 27 (11)	Valdosta State	H	W	38-8	8,656
Nov. 3 (7)	East Tennessee State	A	L	17-20	10,112
Nov. 10 (11)	Middle Tennessee	(12) A	L	7-42	6,000

N1 - Memorial Stadium - Savannah, Ga.

N2 - Gator Bowl - Jacksonville, Fla.

1985

Erk Russell • NCAA D-1AA • 13-2

I-AA NATIONAL CHAMPIONS

Sept. 7	Florida A&M	N1	W	27-21	18,086
Sept. 14	Middle Tennessee	H	L	10-35	9,227
Sept. 21	Troy	A	W	17-10	6,400
Sept. 28	Chattanooga	A	W	19-14	8,892
Oct. 5	Tennessee Tech	H	W	34-0	9,152
Oct. 12 (19)	Bethune-Cookman	H	W	46-24	8,063
Oct. 26 (8)	Newberry	H	W	38-17	12,831
Nov. 2 (7)	James Madison	A	L	6-21	5,000
Nov. 9 (16)	UCF	H	W	35-18	7,759
Nov. 16 (12)	East Tennessee State	H	W	46-7	8,142
Nov. 23 (9)	South Carolina State	A	W	43-30	6,543

NCAA I-AA PLAYOFFS

Nov. 30 (8)	Jackson State	H	W	27-0	4,128
Dec. 7 (8)	Middle Tennessee	(1) A	W	28-21	9,500
Dec. 14 (8)	Northern Iowa	(4) A	W	40-33	12,300
Dec. 21 (8)	Furman	(2) N2	W	44-42	5,306

N1 - Gator Bowl - Jacksonville, Fla.

N2 - Tacoma Dome - Tacoma, Wash.

1986

Erk Russell • NCAA D-1AA • 13-2

I-AA NATIONAL CHAMPIONS

Aug. 30 (1)	Florida	(13) A	L	14-38	74,221
Sept. 13 (1)	Florida A&M	N1	W	35-12	21,982
Sept. 20 (4)	Middle Tennessee	(4) A	W	34-31	11,000
Sept. 27 (4)	Chattanooga	H	W	34-14	15,235
Oct. 4 (4)	Tennessee Tech	A	W	59-13	6,211
Oct. 11 (3)	Bethune-Cookman	H	W	52-31	14,321
Oct. 18 (2)	Nevada	A	L	33-35	27,121
Nov. 1 (9)	Western Kentucky	A	W	49-32	13,000
Nov. 8 (5)	UCF	A	W	33-23	11,137
Nov. 15 (5)	James Madison	H	W	45-35	16,135
Nov. 22 (5)	South Carolina State	H	W	28-7	12,585

NCAA I-AA PLAYOFFS

Nov. 29 (4)	North Carolina A&T	(13) H	W	52-21	7,767
Dec. 6 (4)	Nicholls State	(12) H	W	55-31	9,121
Dec. 13 (4)	Nevada	(1) A	W	48-38	15,100
Dec. 20 (4)	Arkansas State	(2) N2	W	48-21	4,419

N1 - Gator Bowl - Jacksonville, Fla.

N2 - Tacoma Dome - Tacoma, Wash.

1987

Erk Russell • NCAA D-1AA • 9-4

I-AA PLAYOFF QUARTERFINALS

Sept. 5 (1)	Catawba	H	W	27-0	9,128
Sept. 12 (1)	Florida A&M	N1	L	14-17	17,268
Sept. 19	Middle Tennessee	(5) H	W	17-13	4,527
Sept. 26 (10)	East Carolina	A	L	13-16	27,411
Oct. 3 (13)	UCF	H	W	34-32	15,540
Oct. 10 (7)	Bethune-Cookman	A	W	14-13	5,100
Oct. 17 (8)	ULM	(7) A	L	17-26	17,231
Oct. 24 (20)	Western Carolina	(9) A	W	37-16	13,460
Oct. 31 (14)	Western Kentucky	(8) H	W	23-20	13,066
Nov. 7 (12)	James Madison	(3) H	W	26-7	16,734
Nov. 21 (6)	South Carolina State	A	W	30-13	10,048

NCAA I-AA PLAYOFFS

Nov. 28 (8)	Maine	(9) H	W-OT	31-28	9,440
Dec. 5 (8)	App State	(1) A	L	0-19	9,229

N1 - Gator Bowl - Jacksonville, Fla.

1988

Erk Russell • NCAA D-1AA • 12-3

I-AA PLAYOFF CHAMPIONSHIP GAME

Sept. 3 (6)	Newberry	H	W	55-7	12,084
Sept. 10 (6)	Florida A&M	N1	W	42-14	18,556
Sept. 17 (6)	Chattanooga	A	W	13-3	8,747
Sept. 24 (6)	Middle Tennessee	(20) A	L	10-26	6,800
Oct. 8 (7)	Florida State	(22) A	L	10-28	59,109
Oct. 15 (10)	ULM	H	W	43-11	20,228
Oct. 22 (6)	Bethune-Cookman	H	W	38-14	16,592
Oct. 29 (6)	UCF	A	W	31-17	28,682
Nov. 5 (6)	James Madison	A	W	27-13	10,126
Nov. 12 (3)	Samford	H	W	49-21	20,340
Nov. 19 (2)	South Carolina State	H	W	53-0	17,034

NCAA I-AA PLAYOFFS

Nov. 26 (2)	The Citadel	(15) H	W	38-20	11,011
Dec. 3 (2)	Stephen F. Austin	(7) H	W	27-6	12,289
Dec. 10 (2)	Eastern Kentucky	(3) H	W	21-17	14,023
Dec. 17 (2)	Furman	(5) N2	L	12-17	9,714

N1 - Gator Bowl - Jacksonville, Fla.

N2 - Holt Arena - Pocatello, Idaho

1989

Erk Russell • NCAA D-1AA • 15-0

I-AA NATIONAL CHAMPIONS

Sept. 2 (2)	Valdosta State	H	W	31-10	16,007
Sept. 9 (2)	West Georgia	H	W	48-7	11,939
Sept. 16 (2)	Florida A&M	N1	W	28-0	13,481
Sept. 21 (3)	Middle Tennessee	H	W	26-0	16,449
Oct. 7 (2)	Savannah State	H	W	35-14	20,507
Oct. 14 (2)	Nicholls State	A	W	21-13	5,286
Oct. 21 (2)	UCF	H	W	31-17	19,640
Oct. 28 (2)	Samford	A	W	52-7	6,042
Nov. 4 (2)	James Madison	A	W	36-21	11,685
Nov. 11 (1)	Chattanooga	H	W	34-13	24,078
Nov. 18 (1)	Marshall	H	W	63-31	16,323

NCAA I-AA PLAYOFFS

Nov. 25 (1)	Villanova	(16) H	W	52-36	10,161
Dec. 2 (1)	Middle Tennessee	(8) H	W	45-3	11,272
Dec. 9 (1)	Montana	(4) H	W	45-15	10,421
Dec. 16 (1)	Stephen F. Austin	(6) H	W	37-34	25,725

N1 - Gator Bowl - Jacksonville, Fla.

GEORGIA SOUTHERN UNIVERSITY

1990

Tim Stowers • NCAA D-1AA • 12-3

I-AA NATIONAL CHAMPIONS

Sept. 1 (1)	Valdosta State	H	W	17-10	15,180
Sept. 8 (1)	Middle Tennessee	(4) A	L	13-16	15,000
Sept. 15 (6)	Florida State	(3) A	L	6-48	62,111
Sept. 22 (9)	Eastern Kentucky	(3) H	L	34-42	17,373
Sept. 29 (17)	ULM	(15) H	W	33-14	16,048
Oct. 6 (14)	Marshall	(11) A	W	17-14	17,039
Oct. 20 (12)	UCF	A	W	38-17	16,258
Oct. 27 (12)	Savannah State	H	W	54-7	19,331
Nov. 3 (9)	James Madison	H	W	31-13	21,067
Nov. 10 (8)	Chattanooga	A	W	23-20	5,710
Nov. 17 (7)	Samford	H	W	31-24	18,271

NCAA I-AA PLAYOFFS

Nov. 24 (3)	The Citadel	(14) H	W	31-0	11,881
Dec. 1 (3)	Idaho	(11) H	W	28-27	11,571
Dec. 8 (3)	UCF	(15) H	W	44-7	13,183
Dec. 15 (3)	Nevada	(4) H	W	36-13	23,204

1991

Tim Stowers • NCAA D-1AA • 7-4

Aug. 31 (1)	Auburn	(18) A	L	17-32	79,124
Sept. 7 (1)	Savannah State	H	W	29-6	14,312
Sept. 14 (1)	ULM	A	L	13-21	16,281
Sept. 21 (8)	Florida A&M	A	W	28-21	12,525
Oct. 5 (7)	Eastern Kentucky	(3) A	L	6-10	16,200
Oct. 12 (15)	Western Carolina	H	W	44-6	19,190
Oct. 19 (15)	James Madison	(9) A	W	24-21	12,119
Oct. 26 (15)	UCF	H	W	20-6	19,063
Nov. 2 (14)	Youngstown State	H	L	17-19	16,461
Nov. 16	Troy	H	W	19-12	18,590
Nov. 23	Nicholls State	H	W	40-6	14,493

1992

Tim Stowers • NCAA D-1AA • 7-4

Sept. 5 (14)	Florida A&M	H	L	17-28	12,708
Sept. 12	Valdosta State	H	W	24-13	12,586
Sept. 19	Furman	(13) A	W	21-0	14,879
Oct. 3 (17)	Savannah State	H	W	21-7	16,706
Oct. 10 (16)	Georgia	(13) A	L	7-34	85,434
Oct. 17 (15)	James Madison	H	W	24-17	13,714
Oct. 24 (12)	Jacksonville State	H	W	10-0	16,366
Oct. 31 (11)	Middle Tennessee	(3) H	W	13-10	14,077
Nov. 7 (8)	Mississippi College	H	W	30-0	16,740
Nov. 14 (6)	Troy	H	L	0-21	15,665
Nov. 21 (12)	Youngstown State	(6) A	L	10-21	8,984



1993

Tim Stowers • NCAA D-1AA • 10-3, 7-1 SoCon I-AA PLAYOFF QUARTERFINALS

SOUTHERN CONFERENCE CHAMPIONS

Sept. 4 (11)	Savannah State	H	W	35-3	11,645
Sept. 11 (8)	• The Citadel	(24)	H	W	16-6 12,921
Sept. 18 (7)	• Marshall	(1)	A	L	3-13 29,464
Sept. 25 (8)	• Chattanooga	H	W	45-0	13,771
Oct. 2 (7)	Miami (Fla.)	(3)	A	L	7-30 43,147
Oct. 9 (8)	• Western Carolina	(20)	H	W	19-18 14,133
Oct. 16 (6)	• App State	A	W	34-28	10,939
Oct. 23 (6)	• VMI	A	W	57-0	5,600
Nov. 6 (3)	• Furman	H	W	31-19	17,984
Nov. 13 (3)	Concord	(3)	H	W	51-13 12,706
Nov. 20 (2)	• East Tennessee State	A	W	31-24	4,615

NCAA I-AA PLAYOFFS

Nov. 27 (1)	Eastern Kentucky	(16)	H	W	14-12 7,278
Dec. 4 (1)	Youngstown State	(8)	A	L	14-34 9,503

• Southern Conference game

1994

Tim Stowers • NCAA D-1AA • 6-5, 5-3 SoCon

Sept. 3 (3)	Miami (Fla.)	(6)	A	L	0-56 54,058
Sept. 10 (9)	West Georgia	H	L	14-15	12,159
Sept. 17 (21)	• Marshall	(1)	H	L	13-34 14,411
Sept. 24	• Chattanooga	A	W	56-20	7,324
Oct. 1	• VMI	H	W	49-0	13,072
Oct. 8	• Western Carolina	(17)	A	L	31-35 10,212
Oct. 15	• App State	(18)	H	W	34-31 12,552
Oct. 22	• East Tennessee State	H	W	24-23	15,894
Nov. 5 (25)	• Furman	A	W	31-26	12,161
Nov. 12 (24)	Glennville State	H	W	66-13	13,197
Nov. 19 (24)	• The Citadel	A	L	15-17	18,559

• Southern Conference game

1995

Tim Stowers • NCAA D-1AA • 9-4, 5-3 SoCon

I-AA PLAYOFF QUARTERFINALS

Sept. 2 (24)	South Carolina State	H	W	27-12	13,084
Sept. 9 (17)	Middle Tennessee	N1	W	34-26	9,529
Sept. 16 (13)	• Marshall	(4)	A	L	7-37 19,983
Sept. 23 (18)	• Chattanooga	H	W	35-9	13,503
Oct. 7 (14)	• Western Carolina	H	W	42-0	11,430
Oct. 14 (13)	• App State	(2)	A	L	17-27 8,797
Oct. 21 (17)	• The Citadel	H	W	27-0	14,201
Oct. 28 (13)	• East Tennessee State	A	L	16-21	4,977
Nov. 4 (22)	• Furman	H	W	27-20	15,305
Nov. 11 (21)	Liberty	A	W	7-6	3,325
Nov. 18 (17)	• VMI	N2	W	31-13	18,559

NCAA I-AA PLAYOFFS

Nov. 25 (14)	Troy	(3)	A	W	24-21 6,000
Dec. 2 (14)	Montana	(6)	A	L	0-45 18,518

• Southern Conference game

N1 - Georgia Dome - Atlanta, Ga.

N2 - Oyster Bowl - Norfolk, Va.

1996

Frank Ellwood • NCAA D-1AA • 4-7, 2-6 SoCon

Aug. 31 (18)	South Carolina State	A	W	28-14	9,526
Sept. 7 (18)	Florida	(4)	A	L	14-62 84,963
Sept. 21 (13)	• Marshall	(1)	H	L	13-29 13,977
Sept. 28 (23)	• Chattanooga	A	L	21-23	6,324
Oct. 5 (25)	• VMI	H	W	20-17	12,041
Oct. 12	• Western Carolina	A	W	38-28	7,678
Oct. 19	• App State	(21)	H	L	28-35 11,074
Oct. 26	• The Citadel	A	L	20-35	9,427
Nov. 2	• East Tennessee State	(9)	H	L	14-17 12,611
Nov. 9	• Furman	(15)	A	L	14-21 11,616
Nov. 16	Liberty	H	W	45-14	10,959

• Southern Conference game

1997

Paul Johnson • NCAA D-1AA • 10-3, 7-1 SoCon

I-AA PLAYOFF QUARTERFINALS

SOUTHERN CONFERENCE CHAMPIONS

Aug. 30	Valdosta State	H	W	45-26	10,572
Sept. 6 (23)	William & Mary	(3)	H	L	28-29 10,329
Sept. 20 (20)	• Wofford	A	W	22-7	7,236
Sept. 27 (20)	• Chattanooga	(22)	H	W	37-10 10,128
Oct. 4 (17)	• VMI	A	W	49-0	5,208
Oct. 11 (11)	• Western Carolina	H	W	30-7	11,368
Oct. 18 (9)	• App State	A	L	12-24	13,887
Oct. 25 (16)	• The Citadel	H	W	49-7	14,731
Nov. 1 (14)	• East Tennessee State	(12)	A	W	38-30 5,629
Nov. 8 (11)	• Furman	H	W	30-13	18,269
Nov. 15 (8)	South Florida	A	W	24-23	30,470

NCAA I-AA PLAYOFFS

Nov. 29 (7)	Florida A&M	(10)	H	W	52-37 10,409
Dec. 6 (7)	Delaware	(2)	A	L	7-16 11,203

• Southern Conference game

1998

Paul Johnson • NCAA D-1AA • 14-1, 8-0 SoCon

I-AA PLAYOFF CHAMPIONSHIP GAME

SOUTHERN CONFERENCE CHAMPIONS

Sept. 5 (6)	Elon	H	W	31-17	13,233
Sept. 12 (6)	Jacksonville State	H	W	51-32	10,803
Sept. 19 (3)	• Wofford	H	W	45-10	8,649
Sept. 26 (3)	• Chattanooga	A	W	42-25	6,574
Oct. 3 (3)	• VMI	H	W	63-7	9,687
Oct. 10 (2)	• Western Carolina	A	W	28-21	9,671
Oct. 17 (2)	• App State	(3)	H	W	37-24 20,353
Oct. 24 (1)	• The Citadel	A	W	51-34	14,222
Oct. 31 (1)	• East Tennessee State	H	W	47-26	15,189
Nov. 7 (1)	• Furman	A	W	45-17	10,201
Nov. 14 (1)	South Florida	(19)	H	W	28-23 14,161

NCAA I-AA PLAYOFFS

Nov. 28 (1)	Colgate	(16)	H	W	49-28 7,676
Dec. 5 (1)	Connecticut	(8)	H	W	52-30 9,762
Dec. 12 (1)	Western Illinois	(4)	H	W	42-14 11,140
Dec. 19 (1)	Massachusetts	(12)	N1	L	43-55 17,501

• Southern Conference game

N1 - Findlay Stadium - Chattanooga, Tenn.

1999

Paul Johnson • NCAA D-1AA • 13-2, 7-1 SoCon

I-AA NATIONAL CHAMPIONS

SOUTHERN CONFERENCE CHAMPIONS

Sept. 4 (1)	Fayetteville State	H	W	76-0	15,876
Sept. 11 (1)	• Wofford	A	W	55-14	8,048
Sept. 18 (1)	Oregon State	A	L	41-48	27,031
Sept. 25 (1)	• Chattanooga	H	W	49-10	14,746
Oct. 2 (1)	• VMI	A	W	62-0	5,967
Oct. 9 (1)	• Western Carolina	H	W	70-7	16,406
Oct. 16 (1)	• App State	(11)	A	L	16-17 19,891
Oct. 23 (5)	• The Citadel	H	W	34-17	18,536
Oct. 30 (4)	• East Tennessee State	(19)	A	W	55-6 5,953
Nov. 6 (4)	• Furman	(7)	H	W	41-38 18,636
Nov. 13 (3)	Jacksonville State	A	W	51-14	8,639

NCAA I-AA PLAYOFFS

Nov. 27 (2)	Northern Arizona	(15)	H	W	72-29 7,140
Dec. 4 (2)	Massachusetts	(10)	H	W	38-21 13,121
Dec. 11 (2)	Illinois State	(6)	H	W	28-17 12,299
Dec. 18 (2)	Youngstown State	(9)	N1	W	59-24 20,052

• Southern Conference game

N1 - Findlay Stadium - Chattanooga, Tenn.

2000

Paul Johnson • NCAA D-1AA • 13-2, 7-1 SoCon

I-AA NATIONAL CHAMPIONS

SOUTHERN CONFERENCE CHAMPIONS

Sept. 2 (1)	Georgia	(10)	A	L	7-29 86,520
Sept. 9 (1)	Johnson C. Smith	H	W	57-12	16,684
Sept. 16 (2)	• Wofford	H	W	24-17	14,055
Sept. 23 (2)	• Chattanooga	A	W	31-10	15,072
Sept. 30 (2)	• VMI	H	W	56-3	13,794
Oct. 7 (1)	• Western Carolina	A	W	42-24	7,114
Oct. 14 (1)	• App State	(5)	H	W	34-28 21,899
Oct. 21 (1)	• The Citadel	A	W	27-10	12,391
Oct. 28 (1)	• East Tennessee State	H	W	42-7	17,008
Nov. 4 (1)	• Furman	(11)	A	L	10-45 15,127
Nov. 11 (6)	Elon	H	W	32-9	14,084

NCAA I-AA PLAYOFFS

Nov. 25 (3)	McNeese State	(14)	H	W	42-17 5,350
Dec. 2 (3)	Hofstra	(11)	H	W	48-20 7,139
Dec. 9 (3)	Delaware	(2)	A	W	27-18 15,035
Dec. 16 (3)	Montana	(1)	N1	W	27-25 17,156

• Southern Conference game

N1 - Findlay Stadium - Chattanooga, Tenn.

2001

Paul Johnson • NCAA D-1AA • 12-2, 8-1 SoCon

I-AA PLAYOFF SEMIFINALS

SOUTHERN CONFERENCE CHAMPIONS

Sept. 1 (1)	Savannah State	H	W	69-6	23,167
Sept. 8 (1)	Delaware	(15)	H	W	38-7 16,105
Sept. 22 (1)	• Chattanooga	H	W	70-7	14,656
Sept. 29 (1)	• VMI	A	W	31-14	4,952
Oct. 6 (1)	• Western Carolina	H	W	50-14	17,804
Oct. 13 (1)	• App State	(8)	A	W	27-18 15,331
Oct. 20 (1)	• The Citadel	H	W	14-6	18,637
Oct. 27 (1)	• East Tennessee State	A	L	16-19	5,543
Nov. 3 (4)	• Furman	(2)	H	W	20-10 21,593
Nov. 10 (2)	• Elon	A	W	27-21	10,632
Nov. 24 (2)	• Wofford	A	W	48-10	6,685

NCAA I-AA PLAYOFFS

Dec. 1 (2)	Florida A&M	(15)	H	W	60-35 9,884
Dec. 8 (2)	App State	(7)	H	W	38-24 9,352
Dec. 15 (2)	Furman	(4)	H	L	17-24 11,827

• Southern Conference game

2002

Mike Sewak • NCAA D-1AA • 11-3, 7-1 SoCon

I-AA PLAYOFF SEMIFINALS

SOUTHERN CONFERENCE CHAMPIONS

Aug. 29 (5)	Delaware	(22)	A	L	19-22 19,056
Sept. 7 (12)	Gardner-Webb	H	W	56-0	18,895
Sept. 21 (9)	• Wofford	H	L	7-14	15,564
Sept. 28 (18)	• Chattanooga	A	W	38-10	8,566
Oct. 5 (18)	• VMI	H	W	52-7	15,621
Oct. 12 (18)	• Western Carolina	A	W	41-24	7,749
Oct. 19 (13)	• App State	(3)	H	W	36-20 15,146
Oct. 26 (10)	• The Citadel	A	W	28-24	16,427
Nov. 2 (9)	• East Tennessee State	H	W	40-7	16,106
Nov. 9 (9)	• Furman	(4)	A	W	42-21 15,794
Nov. 16 (4)	Jacksonville State	H	W	41-3	8,544

NCAA I-AA PLAYOFFS

Nov. 30 (2)	Bethune-Cookman	(15)	H	W	34-0 7,395
Dec. 7 (2)	Maine	(10)	H	W	31-7 6,708
Dec. 14 (2)	Western Kentucky	(5)	H	L	28-31 6,573

• Southern Conference game

2003

Mike Sewak • NCAA D-1AA • 7-4, 5-3 SoCon

Sept. 6 (2)	Savannah State	H	W	35-0	19,470
Sept. 13 (2)	McNeese State	(3)	A	L	15-34 17,189
Sept. 20 (6)	• Wofford	(25)	A	L	14-20 9,648
Sept. 27 (16)	• Chattanooga	H	W	34-3	18,623
Oct. 4 (13)	Florida International	H	W	37-35	10,409
Oct. 11 (11)	• Western Carolina	H	W	31-25	15,708
Oct. 18 (10)	• App State	A	L	21-28	13,879
Oct. 25 (19)	• The Citadel	H	L	24-28	15,988
Nov. 1 (25)	• East Tennessee State	A	W	34-22	4,235
Nov. 8	• Furman	(18)	H	W	29-24 14,562
Nov. 15 (24)	• Elon	A	W	37-13	2,834

• Southern Conference game

2004

Mike Sewak • NCAA D-1AA • 9-3, 6-1 SoCon

I-AA PLAYOFF FIRST ROUND

SOUTHERN CONFERENCE CHAMPIONS

Sept. 4 (10)	Georgia	(4)	A	L	28-48 92,746
Sept. 11 (10)	Johnson C. Smith	H	W	84-3	14,812
Sept. 18 (8)	• Wofford	(3)	H	W	58-14 17,170
Sept. 25 (3)	• Chattanooga	A	W	51-17	6,160
Oct. 2 (3)	• Elon	H	W	48-14	12,821
Oct. 9 (3)	• Western Carolina	A	W	38-16	10,970
Oct. 16 (2)	• App State	(15)	H	W	54-7 22,421
Oct. 23 (2)	• The Citadel	A	W	42-7	12,472
Oct. 30 (2)	South Dakota State	H	W	63-7	17,463
Nov. 6 (2)	• Furman	(3)	A	L	22-29 17,145
Nov. 13 (6)	Florida International	A	W	53-32	5,000

NCAA I-AA PLAYOFFS

Nov. 27 (4)	New Hampshire	H	L	23-27	6,053
-------------	---------------	---	---	-------	-------

• Southern Conference game

2005

Mike Sewak • NCAA D-1AA • 8-4, 5-2 SoCon

I-AA PLAYOFF FIRST ROUND

Sept. 3 (6)	Northeastern	A	W-OT	41-38	5,354
Sept. 10 (5)	McNeese State	H	L	20-23	20,607
Sept. 17 (14)	• Wofford	A	L	17-21	7,362
Sept. 24	• Chattanooga	H	W	48-10	15,330
Oct. 1	• Elon	A	W	49-7	9,875
Oct. 8 (21)	• Western Carolina	H	W	45-7	14,156
Oct. 15 (16)	• App State	(19)	A	L	7-24 21,486
Oct. 22 (24)	• The Citadel	H	W	49-14	17,292
Oct. 29 (19)	South Dakota State	A	W	55-42	4,128
Nov. 5 (14)	• Furman	(1)	H	W	27-24 19,808
Nov. 12 (10)	Morehead State	H	W	63-17	10,250

NCAA I-AA PLAYOFFS

Nov. 26	Texas State	(4)	A	L	35-50 10,000
---------	-------------	-----	---	---	--------------

• Southern Conference game

2006

Brian VanGorder • NCAA D-1AA • 3-8, 2-5 SoCon

Sept. 9 (13)	Central Connecticut State	H	L	13-17	20,178
Sept. 16 (24)	Coastal Carolina	H	W	38-21	17,303
Sept. 23 (19)	• Chattanooga	A	L	26-27	8,228
Sept. 30	• Western Carolina	(24)	A	W	24-14 10,483
Oct. 7 (21)	North Dakota State	(11)	H	L	14-34 13,892
Oct. 14	• Elon	H	W	28-21	14,825
Oct. 21	• App State	(1)	H	L-2OT	20-27 19,438
Oct. 28	• The Citadel	A	L	21-24	12,129
Nov. 4	• Wofford	H	L	10-28	12,486
Nov. 11	• Furman	(10)	A	L	10-13 13,287
Nov. 18	Central Arkansas	H	L-OT	31-34	11,159

• Southern Conference game

2007

Chris Hatcher • NCAA D-1 FCS • 7-4, 4-3 SoCon

Sept. 8	West Georgia	H	W	45-21	21,489
Sept. 15	Coastal Carolina	A	W	42-34	8,448
Sept. 22	• Chattanooga	H	L-OT	38-45	18,785
Sept. 29	• Western Carolina	H	W	50-21	15,486
Oct. 6	South Dakota State	H	W	41-38	15,912
Oct. 13 (21)	• Elon	A	L-2OT	33-36	5,429
Oct. 20	• App State	(5)	A	W	38-35 28,202
Oct. 27 (22)	• The Citadel	(25)	H	W	21-17 18,506
Nov. 3 (17)	• Wofford	(10)	A	W	38-35 12,124
Nov. 10 (11)	• Furman	H	L	22-24	23,373
Nov. 17 (16)	Colorado State	A	L	34-42	14,332

• Southern Conference game

2008

Chris Hatcher • NCAA D-1 FCS • 6-5, 5-3 SoCon

Aug. 30 (17)	Georgia	(1)	A	L	21-45 92,746
Sept. 6 (16)	Austin Peay	H	W	34-20	18,225
Sept. 13 (15)	Northeastern	H	W-OT	34-27	17,491
Sept. 20 (14)	• Elon	(18)	H	L	20-22 17,049
Sept. 27 (22)	• Wofford	(11)	H	L-OT	37-38 17,958
Oct. 4	• Chattanooga	A	W	52-28	5,616
Oct. 18 (25)	• App State	(2)	H	L	36-37 20,851
Oct. 25	• Western Carolina	A	W-OT	38-31	8,327
Nov. 1	• The Citadel	A	W-3OT	44-41	11,190
Nov. 8	• Samford	H	L	17-27	17,436
Nov. 15	• Furman	(16)	A	W	17-10 10,496

• Southern Conference game

2009

Chris Hatcher • NCAA D-1 FCS • 5-6, 4-4 SoCon

Sept. 5	Albany (N.Y.)	H	W	29-26	18,118
Sept. 12	South Dakota State	(25)	A	L	6-44 12,354
Sept. 19	• Western Carolina	H	W	27-3	17,633
Sept. 26	• Elon	(13)	A	L	14-28 10,189
Oct. 3	• Wofford	A	W	26-21	8,490
Oct. 10	North Carolina	A	L	12-42	47,000
Oct. 17	• Chattanooga	H	W	30-20	17,357
Oct. 24	• App State	(9)	A	L	16-52 26,215
Nov. 7	• Samford	A	L	10-31	7,730
Nov. 14	• Furman	H	L	22-30	17,922
Nov. 21	• The Citadel	H	W	13-6	12,611

• Southern Conference game

2010

Jeff Monken • NCAA D-1 FCS • 10-5, 5-3 SoCon

FCS PLAYOFF SEMIFINALS

Sept. 4	Savannah State	H	W	48-3	20,430
Sept. 11	Navy	A	L	7-13	33,391
Sept. 18	Coastal Carolina	A	W	43-26	8,857
Sept. 25 (24)	• Elon	(10)	H	W	38-21 18,302
Oct. 9 (13)	• Wofford	(25)	H	L	31-33 21,403
Oct. 16 (18)	• Chattanooga	A	L	27-35	17,414
Oct. 23	• The Citadel	A	W	20-0	10,385
Oct. 30	• Samford	H	L	13-20	15,341
Nov. 6	• App State	(1)	H	W-OT	21-14 20,073
Nov. 13	• Western Carolina	A	W	28-6	6,244
Nov. 20	• Furman	A	W	32-28	11,781

NCAA FCS PLAYOFFS

Nov. 27	South Carolina State	H	W	41-16	11,577
Dec. 4	William & Mary	(2)	A	W	31-15 8,243
Dec. 11	Wofford	A	W	23-20	11,823
Dec. 18	Delaware	(3)	A	L	10-27 10,317

• Southern Conference game

2011

Jeff Monken • NCAA D-1 FCS • 11-3, 7-1 SoCon

FCS PLAYOFF SEMIFINALS

SOUTHERN CONFERENCE CHAMPIONS

Sept. 3 (3)	• Samford	A	W	31-17	8,714
Sept. 10 (2)	Tusculum	H	W	62-21	21,812
Sept. 24 (1)	• Western Carolina	H	W	52-20	19,067
Oct. 1 (1)	• Elon	A	W	41-14	7,195
Oct. 8 (1)	• Chattanooga	(23)	H	W	28-27 20,593
Oct. 15 (1)	• Furman	H	W	50-20	19,221
Oct. 22 (1)	Presbyterian College	H	W	48-14	16,392
Oct. 29 (1)	• App State	(5)	A	L	17-24 30,018
Nov. 5 (4)	• The Citadel	H	W	14-12	18,408
Nov. 12 (3)	• Wofford	(9)	A	W	31-10 10,208
Nov. 19 (2)	Alabama	(3)	A	L	21-45 101,821

NCAA FCS PLAYOFFS

Dec. 3 (2)	Old Dominion	H	W	55-48	13,226
Dec. 10 (2)	Maine	H	W	35-23	12,886
Dec. 17 (2)	North Dakota State	(2)	A	L	7-35 18,108

• Southern Conference game

2012

Jeff Monken • NCAA D-1 FCS • 10-4, 6-2 SoCon

FCS PLAYOFF SEMIFINALS

SOUTHERN CONFERENCE CHAMPIONS

Sept. 1 (3)	Jacksonville	H	W	58-0	20,132
Sept. 8 (3)	• The Citadel	A	L	21-23	12,299
Sept. 22 (11)	• Elon	H	W	26-23	18,353
Sept. 29 (10)	• Samford	(25)	H	W	35-16 20,832
Oct. 6 (8)	• Western Carolina	A	W	46-13	9,514
Oct. 13 (7)	• Wofford	(5)	H	W	17-9 20,983
Oct. 20 (3)	• Furman	A	W	38-17	11,191
Oct. 27 (2)	• Chattanooga	A	W-3OT	39-31	8,908
Nov. 3 (2)	• App State	(15)	H	L	28-31 22,155
Nov. 10 (7)	Howard	H	W	69-26	18,069
Nov. 17 (5)	Georgia	(5)	A	L	14-45 92,746

NCAA FCS PLAYOFFS

Dec. 1 (5)	Central Arkansas	H	W	24-16	8,888
Dec. 8 (5)	Old Dominion	(4)	A	W	49-35 20,068
Dec. 14 (5)	North Dakota State	(1)	A	L	20-23 18,484

• Southern Conference game

2013

Jeff Monken • NCAA D-1 FBS TRANSITION

5-4, 4-4 SoCon

Aug. 31 (9)	Savannah State	^	H	W	77-9 16,528
Sept. 7 (10)	Saint Francis (Pa.)	^	H	W	59-17 13,758
Sept. 14 (10)	• Wofford	(16)	A	L	20-30 8,153
Sept. 28 (15)	• Chattanooga	H	W	23-21	16,827
Oct. 5 (16)	• Samford	A	L	34-44	7,896
Oct. 12 (22)	• The Citadel	H	W	28-21	16,128
Oct. 26 (24)	• App State	A	L	14-38	23,907
Nov. 2	• Furman	H	L	14-16	12,220
Nov. 9	• Western Carolina	H	W	35-19	13,507
Nov. 16	• Elon	A	W	38-20	6,104
Nov. 23	Florida	A	W	26-20	82,459

• Southern Conference game

2014

Willie Fritz • NCAA D-1 FBS TRANSITION

8-3, 7-0 Sun Belt

SUN BELT CONFERENCE CHAMPIONS

Aug. 30	NC State	A	L	23-24	54,273
Sept. 6	Savannah State	H	W	83-9	23,121
Sept. 13	Georgia Tech	A	L	38-42	53,173
Sept. 20	• South Alabama	A	W	28-6	11,348
Sept. 25	• App State	H	W	34-14	24,535
Oct. 4	• New Mexico State	A	W	36-28	10,256
Oct. 11	• Idaho	H	W	47-24	23,250
Oct. 25	• Georgia State	A	W	69-31	28,425
Oct. 30	• Troy	H	W	42-10	18,321
Nov. 8	• Texas State	A	W	28-25	16,772
Nov. 15	Navy	A	L	19-52	33,894
Nov. 29	• ULM	^	H	W	22-16 16,283

• Sun Belt Conference game

^ - Vacated victory due to sanctions imposed by NCAA

2015

Willie Fritz • NCAA D-1 FBS • 9-4, 6-2 Sun Belt GODADDY BOWL CHAMPIONS

Sept. 5	West Virginia	A	L	0-44	55,182
Sept. 12	Western Michigan	H	W	43-17	23,520
Sept. 19	The Citadel	H	W	48-13	54,820
Sept. 26	• Idaho	A	W	48-20	14,411
Oct. 3	• ULM	A	W	51-31	16,791
Oct. 17	• New Mexico State	H	W	56-26	23,551
Oct. 22	• App State	A	L	13-31	24,121
Oct. 29	• Texas State	H	W	37-13	14,212
Nov. 14	• Troy	A	W	45-10	18,455
Nov. 21	Georgia	A	L-OT	17-23	92,746
Nov. 28	• South Alabama	H	W	55-17	15,125
Dec. 5	• Georgia State	H	L	7-34	23,401

GoDaddy Bowl

Dec. 23	Bowling Green †	N1	W	58-27	28,656
---------	-----------------	----	---	-------	--------

• Sun Belt Conference game

N1 - Ladd-Peebles Stadium - GoDaddy Bowl; Mobile, Ala.

† - interim coach Dell McGee

2016

Tyson Summers • NCAA D-1 FBS • 5-7, 4-4 Sun Belt

Sept. 3	Savannah State	H	W	54-0	21,250
Sept. 10	• South Alabama	A	W	24-9	17,691
Sept. 17	• ULM	H	W	23-21	25,735
Sept. 24	Western Michigan	A	L	31-49	17,208
Oct. 5	• Arkansas State	A	L	26-27	19,381
Oct. 15	Georgia Tech	A	L	24-35	47,609
Oct. 22	• New Mexico State	A	W	22-19	10,085
Oct. 27	• App State	H	L	10-34	23,474
Nov. 5	Ole Miss	A	L	27-37	60,263
Nov. 10	• Louisiana	H	L	26-33	16,786
Nov. 19	• Georgia State	A	L	24-30	23,513
Dec. 3	• Troy	H	W	28-24	16,850

• Sun Belt Conference game

2017

Tyson Summers • NCAA D-1 FBS • 2-10, 2-6 Sun Belt

Sept. 2	Auburn (12)	A	L	7-41	87,451
Sept. 9	New Hampshire	N1	L	12-22	3,387
Sept. 23	Indiana	A	L	17-52	42,886
Oct. 4	• Arkansas State	H	L	25-43	13,781
Oct. 14	• New Mexico State	H	L	27-35	16,278
Oct. 21	UMass	A	L	20-55	10,690
Oct. 28	• Troy †	A	L	16-38	23,846
Nov. 4	• Georgia State †	H	L	17-21	18,722
Nov. 9	• App State †	A	L	6-27	23,110
Nov. 18	• South Alabama †	H	W	52-0	12,250
Nov. 25	• Louisiana †	A	W	34-24	12,993
Dec. 2	• Coastal Carolina ^	A	L	17-28	15,951

• Sun Belt Conference game

N1 - Legion Field; Birmingham, Ala. (Hurricane Irma relocation)

† - interim coach Chad Lunsford

^ - head coach Chad Lunsford

2018

Chad Lunsford • NCAA D-1 FBS • 10-3, 6-2 Sun Belt

Sept. 1	South Carolina State	H	W	37-6	15,260
Sept. 8	UMass	H	W	34-13	15,071
Sept. 15	Clemson (2)	A	L	7-38	79,844
Sept. 29	• Arkansas State	H	W	28-21	17,320
Oct. 6	• South Alabama	H	W	48-13	17,622
Oct. 11	• Texas State	A	W	15-13	9,545
Oct. 20	New Mexico State	A	W	48-31	7,300
Oct. 25	• App State	(25) H	W	34-14	19,252
Nov. 3	• ULM	A	L	25-44	13,787
Nov. 10	• Troy	H	L	21-35	16,289
Nov. 17	• Coastal Carolina	A	W	41-17	9,886
Nov. 24	• Georgia State	A	W	35-14	20,011

Camellia Bowl

Dec. 15	Eastern Michigan	N1	W	23-21	17,710
---------	------------------	----	---	-------	--------

• Sun Belt Conference game

N1 - Cramton Bowl - Raycom Camellia Bowl; Montgomery, Ala.

2019

Chad Lunsford • NCAA D-1 FBS • 7-6, 5-3 Sun Belt

Aug. 31	LSU (6)	A	L	3-55	97,420
Sept. 7	Maine (6)	H	W	26-18	17,202
Sept. 14	Minnesota	A	L	32-35	41,021
Sept. 28	• Louisiana	H	L	24-37	19,220
Oct. 3	• South Alabama	A	W-2OT	20-17	20,013
Oct. 19	• Coastal Carolina	H	W-3OT	30-27	11,105
Oct. 26	New Mexico State	H	W	41-7	10,097
Oct. 31	• App State (20)	A	W	24-21	18,796
Nov. 9	• Troy	A	L	28-49	22,108
Nov. 16	• ULM	H	W	51-29	10,266
Nov. 23	• Arkansas State	A	L	33-38	18,319
Nov. 30	• Georgia State	H	W	38-10	15,175

FBC Mortgage Cure Bowl

Dec. 21	Liberty	N1	L	16-23	18,158
---------	---------	----	---	-------	--------

• Sun Belt Conference game

N1 - Exploria Stadium - Cure Bowl; Orlando, Fla.

2020

Chad Lunsford • NCAA D-1 FBS • 8-5, 4-4 Sun Belt

Sept. 12	Campbell	H	W	27-26	5,789
Sept. 28	• Louisiana (19)	A	L	18-20	5,585
Oct. 3	• ULM	A	W	35-30	6,338
Oct. 17	UMass	H	W	41-0	4,856
Oct. 24	• Coastal Carolina (25)	A	L	14-28	5,000
Oct. 29	• South Alabama	H	W	24-17	3,457
Nov. 7	• Troy	H	W	20-13	5,012
Nov. 14	• Texas State	H	W	40-38	4,478
Nov. 21	Army West Point	A	L	27-28	5,078
Nov. 28	• Georgia State	A	L	24-30	4,523
Dec. 5	FAU	H	W	20-3	3,867
Dec. 12	• App State	H	L	26-34	6,228

R+L Carriers New Orleans Bowl

Dec. 23	Louisiana Tech	N1	W	38-3	3,000
---------	----------------	----	---	------	-------

• Sun Belt Conference game

N1 - Mercedes-Benz Superdome - New Orleans Bowl; New Orleans, La.

2021

Chad Lunsford • NCAA D-1 FBS • 3-9, 2-6 Sun Belt

Sept. 4	Gardner-Webb	H	W	30-25	15,089
Sept. 11	Florida Atlantic	A	L	6-38	17,736
Sept. 18	Arkansas (20)	A	L	10-45	66,311
Sept. 25	• Louisiana	H	L	20-28	17,522
Oct. 2	• Arkansas State †	H	W	59-33	16,377
Oct. 9	• Troy †	A	L	21-24	25,424
Oct. 14	• South Alabama †	A	L	14-41	16,091
Oct. 30	• Georgia State †	H	L	14-21	17,843
Nov. 6	• Coastal Carolina † (21)	H	L	8-28	12,875
Nov. 13	• Texas State †	A	W	38-30	15,896
Nov. 20	BYU † (14)	H	L	17-34	20,862
Nov. 27	• App State †	A	L	3-27	28,005

• Sun Belt Conference game

† - interim coach Kevin Whitley

2022

Clay Helton • NCAA D-1 FBS • 6-7, 3-5 Sun Belt

Sept. 3	Morgan State	H	W	30-25	15,183
Sept. 10	Nebraska	A	W	45-42	86,862
Sept. 17	UAB	A	L	21-35	24,302
Sept. 24	Ball State	H	W	34-23	18,434
Oct. 1	• Coastal Carolina	A	L	30-34	18,756
Oct. 8	• Georgia State	A	L	33-41	20,109
Oct. 15	• James Madison (25)	H	W	45-38	18,738
Oct. 22	• Old Dominion	A	W	28-23	20,162
Nov. 6	• South Alabama	H	L	31-38	17,084
Nov. 10	• Louisiana	A	L	17-36	11,512
Nov. 19	• Marshall	H	L	10-13	16,153
Nov. 26	• App State	H	W-2OT	51-48	18,683

Camellia Bowl

Dec. 27	Buffalo	N1	L	21-23	15,332
---------	---------	----	---	-------	--------

• Sun Belt Conference game

N1 - Cramton Bowl - Camellia Bowl; Montgomery, Ala.



SERIES RESULTS



ALABAMA // 0-1

11/19/11 2^{*/3} Tuscaloosa, Ala. (Bryant-Denney) L 21-45

ALBANY (N.Y.) // 1-0

9/5/09 -/- Statesboro (Paulson) W 29-26

APP STATE // 16-21-1

11/24/32 -/- Statesboro (Langley Field) W 33-0
 10/26/34 -/- Statesboro W 22-13
 11/23/34 -/- Statesboro L 6-7
 11/9/35 -/- Boone, N.C. T 0-0
 10/24/36 -/- Boone, N.C. L 0-27
 11/17/39 -/- Boone, N.C. L 0-59
 12/5/87 -/- I-AA QF Boone, N.C. (Kidd Brewer) L 0-19
 10/16/93 6/- SoCon Boone, N.C. (Kidd Brewer) W 34-28
 10/15/94 -/18 SoCon Statesboro (Paulson) W 34-31
 10/14/95 13/2 SoCon Boone, N.C. (Kidd Brewer) L 17-27
 10/19/96 -/21 SoCon Statesboro (Paulson) L 28-35
 10/18/97 9/- SoCon Boone, N.C. (Kidd Brewer) L 12-24
 10/17/98 2/3 SoCon Statesboro (Paulson) W 37-24
 10/16/99 1/11 SoCon Boone, N.C. (Kidd Brewer) L 16-17
 10/14/00 1/5 SoCon Statesboro (Paulson) W 34-28
 10/13/01 1/8 SoCon Boone, N.C. (Kidd Brewer) W 27-18
 12/8/01 2/8 I-AA QF Statesboro (Paulson) W 38-24
 10/19/02 13/3 SoCon Statesboro (Paulson) W 36-20
 10/16/03 10/- SoCon Boone, N.C. (Kidd Brewer) L 21-28
 10/16/04 2/15 SoCon Statesboro (Paulson) W 54-7
 10/15/05 16/19 SoCon Boone, N.C. (Kidd Brewer) L 7-24
 10/21/06 -/1 SoCon Statesboro (Paulson) L-20T 20-27
 10/20/07 -/5 SoCon Boone, N.C. (Kidd Brewer) W 38-35
 10/18/08 25/2 SoCon Statesboro (Paulson) L 36-37
 10/24/09 -/9 SoCon Boone, N.C. (Kidd Brewer) L 16-52
 11/6/10 -/1 SoCon Statesboro (Paulson) W-OT 21-14
 10/29/11 1/5 SoCon Boone, N.C. (Kidd Brewer) L 17-21
 11/3/12 2/15 SoCon Statesboro (Paulson) L 28-31
 10/26/13 24/- SoCon Boone, N.C. (Kidd Brewer) L 14-38
 9/25/14 -/- Sun Belt Statesboro (Paulson) W 34-14
 10/22/15 -/- Sun Belt Boone, N.C. (Kidd Brewer) L 13-31
 10/27/16 -/- Sun Belt Statesboro (Paulson) L 10-34
 11/9/17 -/- Sun Belt Boone, N.C. (Kidd Brewer) L 6-27
 10/25/18 -/25 Sun Belt Statesboro (Paulson) W 34-14
 10/31/19 -/20 Sun Belt Boone, N.C. (Kidd Brewer) W 24-21
 12/12/20 -/- Sun Belt Statesboro (Paulson) L 26-34
 11/27/21 -/- Sun Belt Boone, N.C. (Kidd Brewer) L 3-27
 11/26/22 -/- Sun Belt Statesboro (Paulson) W-20T 51-48

ARKANSAS // 0-1

9/18/21 -/20 Fayetteville, Ark. (Razorback) L 10-45

ARKANSAS ST. // 3-3

12/20/86 4/2 I-AA CG Tacoma, Wash. (Tacoma Dome) W 48-21
 10/5/16 -/- Sun Belt Jonesboro, Ark. (Centennial Bank) L 26-27
 10/4/17 -/- Sun Belt Statesboro (Paulson) L 25-43
 9/29/18 -/- Sun Belt Statesboro (Paulson) W 28-21
 11/23/19 -/- Sun Belt Jonesboro, Ark. (Centennial Bank) L 33-38
 10/2/21 -/- Sun Belt Statesboro (Paulson) W 59-33

ARMY WEST POINT // 0-1

11/21/20 -/- West Point, N.Y. (Michie) L 27-28

AUBURN // 0-2

8/31/91 1^{*/18} Auburn, Ala. (Jordan-Hare) L 17-32
 9/2/17 -/12 Auburn, Ala. (Jordan-Hare) L 7-41

AUSTIN PEAY // 1-0

9/6/08 16/- Statesboro (Paulson) W 34-20

BALL STATE // 1-0

9/24/22 -/- Statesboro (Paulson) W 34-23

BAPTIST UNIVERSITY OF AMERICA // 1-0

9/18/82 -/- Savannah, Ga. (Memorial) W 42-0

BETHUNE-COOKMAN // 6-0

10/6/84 -/- Jacksonville Fla. (Gator Bowl) W 43-33
 10/12/85 -/- Statesboro (Paulson) W 46-24
 10/11/86 3/- Statesboro (Paulson) W 52-31
 10/10/87 -/- Daytona Beach, Fla. (Municipal) W 14-13
 10/22/88 -/- Statesboro (Paulson) W 38-14
 11/30/02 2/11 I-AA R16 Statesboro (Paulson) W 34-0

BOWLING GREEN // 1-0

12/23/15 -/- Bowl Mobile, Ala. (Ladd-Peebles) W 58-27

BUFFALO // 0-1

12/27/22 Bowl Montgomery, Ala (Cramton) L 21-23

BYU // 0-1

11/20/21 -/14 Statesboro (Paulson) L 17-34

CAMPBELL // 1-0

9/12/20 -/- Statesboro, Ga. W 27-26

CATAWBA // 2-1

10/30/82 -/- Statesboro, Ga. L 7-10
 10/29/83 -/- Salisbury, N.C. (Shuford) W 10-3
 9/5/87 -/- Statesboro (Paulson) W 27-0

CENTRAL ARKANSAS // 1-1

11/18/06 -/- Statesboro (Paulson) L-OT 31-34
 12/1/12 6/10 FCS R16 Statesboro (Paulson) W 24-16

CENTRAL CONNECTICUT ST. // 0-1

9/9/06 13/- Statesboro (Paulson) L 13-17

CENTRAL FLORIDA (UCF) // 10-1

9/11/82 -/- Jacksonville, Fla. (Gator Bowl) W 16-9
 9/10/83 -/- Statesboro (Womack) L 29-33
 9/15/84 -/- Orlando, Fla. (Citrus Bowl) W 42-28
 11/9/85 -/- Statesboro (Paulson) W 35-18
 11/8/86 5/- Orlando, Fla. (Citrus Bowl) W 33-23
 10/3/87 -/- Statesboro (Paulson) W 34-32
 10/29/88 -/- Orlando, Fla. (Citrus Bowl) W 31-17
 10/21/89 -/- Statesboro (Paulson) W 31-17
 10/20/90 12/- Orlando, Fla. (Citrus Bowl) W 38-17
 12/8/90 3/18 I-AA SF Statesboro (Paulson) W 44-7
 10/26/91 15/- Statesboro (Paulson) W 20-6

CHATTANOOGA // 23-4

10/13/84 -/- Statesboro (Paulson) W 24-17
 9/28/85 -/- Chattanooga, Tenn. (Chamberlain) W 19-14
 9/27/86 4/- Statesboro (Paulson) W 34-14
 9/17/88 -/- Chattanooga, Tenn. (Chamberlain) W 13-3
 11/11/89 -/- Statesboro (Paulson) W 34-13
 11/10/90 8/- Chattanooga, Tenn. (Chamberlain) W 23-20
 9/25/93 8/- SoCon Statesboro (Paulson) W 45-0
 9/24/94 -/- SoCon Chattanooga, Tenn. (Chamberlain) W 56-20
 9/23/95 18/- SoCon Statesboro (Paulson) W 35-9
 9/28/96 23/- SoCon Chattanooga, Tenn. (Chamberlain) L 21-23
 9/27/97 20/22 SoCon Statesboro (Paulson) W 37-10
 9/26/98 3/- SoCon Chattanooga, Tenn. (Finley) W 42-25
 9/25/99 1/- SoCon Statesboro (Paulson) W 49-10
 9/23/00 2/- SoCon Chattanooga, Tenn. (Finley) W 31-10
 9/22/01 1/- SoCon Statesboro (Paulson) W 70-7
 9/28/02 18/- SoCon Chattanooga, Tenn. (Finley) W 38-10
 9/27/03 16/- SoCon Statesboro (Paulson) W 34-3
 9/25/04 3/- SoCon Chattanooga, Tenn. (Finley) W 51-17
 9/24/05 -/- SoCon Statesboro (Paulson) W 48-10
 9/23/06 19/- SoCon Chattanooga, Tenn. (Finley) L 26-27
 9/22/07 -/- SoCon Statesboro (Paulson) L-OT 38-45

10/4/08 -/- SoCon Chattanooga, Tenn. (Finley) W 52-28
 10/17/09 -/- SoCon Statesboro (Paulson) W 30-20
 10/16/10 18/- SoCon Chattanooga, Tenn. (Finley) L 27-35
 10/8/11 1/23 SoCon Statesboro (Paulson) W 28-27
 10/27/12 2/- SoCon Chattanooga, Tenn. (Finley) W-30T 39-31
 9/25/13 15/- SoCon Statesboro (Paulson) W 23-21

CLEMSON // 0-1

9/15/18 -/2 Clemson (Clemson Memorial) L 7-38

COASTAL CAROLINA // 5-4

9/16/06 24/- Statesboro (Paulson) W 38-21
 9/15/07 -/- Conway, S.C. (Brooks) W 42-34
 9/18/10 -/- Conway, S.C. (Brooks) W 43-26
 12/2/17 -/- Sun Belt Conway, S.C. (Brooks) L 17-28
 11/17/18 -/- Sun Belt Conway, S.C. (Brooks) W 41-17
 10/19/19 -/- Sun Belt Statesboro (Paulson) W-30T 30-27
 10/24/20 -/25 Sun Belt Conway, S.C. (Brooks) L 14-28
 11/6/21 -/21 Sun Belt Statesboro (Paulson) L 8-28
 10/1/22 -/- Sun Belt Conway, S.C. (Brooks) L 30-34

COLGATE // 1-0

11/28/98 1/- I-AA R16 Statesboro (Paulson) W 49-28

COLORADO ST. // 0-1

11/17/07 16^{*/-} Fort Collins, Colo. (Hughes) L 34-42

CONCORD // 1-0

11/13/93 3/- Statesboro (Paulson) W 51-13

CONNECTICUT // 1-0

12/5/98 1/8 I-AA QF Statesboro (Paulson) W 52-30

DELAWARE // 2-3

12/6/97 8/3 I-AA QF Newark, Del. (Delaware) L 7-16
 12/9/00 5/2 I-AA SF Newark, Del. (Delaware) W 27-18
 9/8/01 1/15 Statesboro (Paulson) W 38-7
 8/29/02 5/22 Newark, Del. (Delaware) L 19-22
 12/18/10 22/5 FCS SF Newark, Del. (Delaware) L 10-27

EAST CAROLINA // 0-3

9/22/84 -/- Greenville, N.C. (Ficklen) L 27-34
 10/18/86 2/- Greenville, N.C. (Ficklen) L 33-35
 9/26/87 -/- Greenville, N.C. (Ficklen) L 13-16

EAST TENNESSEE ST. // 9-5

10/15/83 -/- Johnson City, Tenn. (MiniDome) L 7-24
 11/3/84 -/- Johnson City, Tenn. (MiniDome) L 17-20
 11/16/85 -/- Statesboro (Paulson) W 46-7
 11/20/93 2/- SoCon Johnson City, Tenn. (MiniDome) W 31-24
 10/22/94 -/- SoCon Statesboro (Paulson) W 24-23
 10/28/95 13/- SoCon Johnson City, Tenn. (MiniDome) L 16-21
 11/2/96 -/9 SoCon Statesboro (Paulson) L 14-17
 11/1/97 14/12 SoCon Johnson City, Tenn. (MiniDome) W 38-30
 10/31/98 1/- SoCon Statesboro (Paulson) W 47-26
 10/30/99 4/19 SoCon Johnson City, Tenn. (MiniDome) W 55-6
 10/28/00 1/- SoCon Statesboro (Paulson) W 42-7
 10/27/01 1/- SoCon Johnson City, Tenn. (MiniDome) L 16-19
 11/2/02 9/- SoCon Statesboro (Paulson) W 40-7
 11/1/03 25/- SoCon Johnson City, Tenn. (MiniDome) W 34-22

EASTERN KENTUCKY // 2-2

12/10/88 -/- I-AA SF Statesboro (Paulson) W 21-17
 9/22/90 9/3 Statesboro (Paulson) L 34-42
 10/5/91 7/3 Richmond, Ky. (Roy Kidd) L 6-10
 11/27/93 2/18 I-AA R16 Statesboro (Paulson) W 14-12

* - indicates Georgia Southern's national ranking in the FCS/I-AA poll when playing an FBS/I-A school



EASTERN MICHIGAN // 1-0

12/15/18 -/- Bowl Montgomery, Ala. (Cramton) W 23-21

ELON // 11-3

9/5/98 6/- Statesboro (Paulson) W 31-17
 11/11/00 6/- Statesboro (Paulson) W 32-9
 11/10/01 2/- SoCon Elon, N.C. (Rhodes) W 27-21
 11/15/03 24/- SoCon Elon, N.C. (Rhodes) W 37-13
 10/2/04 3/- SoCon Statesboro (Paulson) W 48-14
 10/1/05 -/- SoCon Elon, N.C. (Rhodes) W 49-7
 10/14/06 -/- SoCon Statesboro (Paulson) W 28-21
 10/13/07 21/- SoCon Elon, N.C. (Rhodes) L-2OT 33-36
 9/20/08 14/18 SoCon Statesboro (Paulson) L 20-22
 9/26/09 -/13 SoCon Elon, N.C. (Rhodes) L 14-28
 9/25/10 24/10 SoCon Statesboro (Paulson) W 38-21
 10/1/11 1/- SoCon Elon, N.C. (Rhodes) W 41-14
 9/22/12 11/- SoCon Statesboro (Paulson) W 26-23
 11/16/13 -/- SoCon Elon, N.C. (Rhodes) W 38-20

FAYETTEVILLE ST. // 1-0

9/4/99 1/- Statesboro (Paulson) W 76-0

FLORIDA // 1-2

8/30/86 1*/- Gainesville, Fla. (Ben Hill Griffin) L 14-38
 8/7/96 18*/4 Gainesville, Fla. (Ben Hill Griffin) L 14-62
 11/23/13 -/- Gainesville, Fla. (Ben Hill Griffin) W 26-20

FLORIDA A&M // 8-2

9/1/84 -/- Savannah, Ga. (Memorial) W 14-0
 9/7/85 -/- Jacksonville, Fla. (Gator Bowl) W 27-21
 9/13/86 1/- Jacksonville, Fla. (Gator Bowl) W 35-12
 9/12/87 -/- Jacksonville, Fla. (Gator Bowl) L 14-17
 9/10/88 -/- Jacksonville, Fla. (Gator Bowl) W 42-14
 9/16/89 -/- Jacksonville, Fla. (Gator Bowl) W 28-0
 9/21/91 8/- Tallahassee, Fla. (Bragg) W 28-21
 9/5/92 14/- Statesboro (Paulson) L 17-28
 11/29/97 8/10 I-AA R16 Statesboro (Paulson) W 52-37
 12/1/01 2/22 I-AA R16 Statesboro (Paulson) W 60-35

FLORIDA ATLANTIC // 1-1

12/5/20 -/- Statesboro (Paulson) W 20-3
 9/11/21 -/- Boca Raton (FAU) L 6-38

FLORIDA INTERNATIONAL // 2-0

10/4/03 13/- Statesboro (Paulson) W 37-35
 11/13/04 6/- Miami, Fla. (FIU) W 53-32

FLORIDA ST. // 0-2

10/8/88 -/- Tallahassee, Fla. (Doak Campbell) L 10-28
 9/15/90 6*/3 Tallahassee, Fla. (Doak Campbell) L 6-48

FURMAN // 16-9

12/21/85 -/- I-AA CG Tacoma, Wash. (Tacoma Dome) W 44-42
 12/17/88 -/- I-AA CG Pocatello, Idaho (Holt Arena) L 12-17
 9/19/92 -/13 Greenville, S.C. (Paladin) W 21-0
 11/6/93 3/- SoCon Statesboro (Paulson) W 31-19
 11/5/94 25/- SoCon Greenville, S.C. (Paladin) W 31-26
 11/4/95 22/- SoCon Statesboro (Paulson) W 27-20
 11/9/96 -/15 SoCon Greenville, S.C. (Paladin) L 14-21
 11/8/97 11/- SoCon Statesboro (Paulson) W 30-13
 11/7/98 1/- SoCon Greenville, S.C. (Paladin) W 45-17
 11/6/99 4/7 SoCon Statesboro (Paulson) W 41-38
 11/4/00 1/11 SoCon Greenville, S.C. (Paladin) L 10-45
 11/3/01 4/2 SoCon Statesboro (Paulson) W 20-10
 12/15/01 2/4 I-AA SF Statesboro (Paulson) L 17-24
 11/9/02 9/4 SoCon Greenville, S.C. (Paladin) W 42-21
 11/8/03 -/18 SoCon Statesboro (Paulson) W 29-24
 11/6/04 2/3 SoCon Greenville, S.C. (Paladin) L 22-29
 11/5/05 14/1 SoCon Statesboro (Paulson) W 27-24
 11/11/06 -/10 SoCon Greenville, S.C. (Paladin) L 10-13
 11/10/07 11/- SoCon Statesboro (Paulson) L 22-24

11/15/08 -/16 SoCon Greenville, S.C. (Paladin) W 17-10
 11/14/09 -/- SoCon Statesboro (Paulson) L 22-30
 11/20/10 -/- SoCon Greenville, S.C. (Paladin) W 32-28
 10/15/11 1/- SoCon Statesboro (Paulson) W 50-20
 10/20/12 3/- SoCon Greenville, S.C. (Paladin) W 38-17
 11/2/13 -/- SoCon Statesboro (Paulson) L 14-16

GARDNER-WEBB // 3-1

10/2/82 -/- Boiling Springs, N.C. (Spangler) L 6-44
 10/1/83 -/- Statesboro (Paulson) W 25-11
 9/7/02 12/- Statesboro (Paulson) W 56-0
 9/4/21 -/- Statesboro (Paulson) W 30-25

GEORGIA // 0-6

10/10/92 16/13* Athens, Ga. (Sanford) L 7-34
 9/2/00 1/10* Athens, Ga. (Sanford) L 7-29
 9/4/04 10/4* Athens, Ga. (Sanford) L 28-48
 8/30/08 17/1* Athens, Ga. (Sanford) L 21-45
 11/17/12 5/5* Athens, Ga. (Sanford) L 14-45
 11/21/15 -/- Athens, Ga. (Sanford) L-OT 17-23

GEORGIA STATE // 3-6

10/25/14 -/- Sun Belt Atlanta, Ga. (Georgia Dome) W 69-31
 12/5/15 -/- Sun Belt Statesboro (Paulson) L 7-34
 11/19/16 -/- Sun Belt Atlanta, Ga. (Georgia Dome) L 24-30
 11/4/17 -/- Sun Belt Statesboro (Paulson) L 17-21
 11/24/18 -/- Sun Belt Atlanta, Ga. (Ga. State Stadium) W 35-14
 11/30/19 -/- Sun Belt Statesboro (Paulson) W 38-10
 11/28/20 -/- Sun Belt Atlanta, Ga. (Center Parc) L 24-30
 10/30/21 -/- Sun Belt Statesboro (Paulson) L 14-21
 10/8/22 -/- Sun Belt Atlanta, Ga. (Center Parc) L 33-41

GEORGIA TECH // 0-2

9/13/14 -/- Atlanta, Ga. (Bobby Dodd) L 38-42
 10/15/16 -/- Atlanta, Ga. (Bobby Dodd) L 24-35

GLENVILLE ST. // 1-0

11/12/94 24/- Statesboro (Paulson) W 66-13

HOFSTRA // 1-0

12/2/00 5/12 I-AA QF Statesboro (Paulson) W 48-20

HOWARD // 1-0

11/10/12 7/- Statesboro (Paulson) W 69-26

IDAHO // 3-0

12/1/90 3/13 I-AA QF Statesboro (Paulson) W 28-27
 10/11/14 -/- Sun Belt Statesboro (Paulson) W 47-24
 9/26/15 -/- Sun Belt Moscow, Idaho (Kibbie Dome) W 44-20

ILLINOIS ST. // 1-0

12/11/99 2/5 I-AA SF Statesboro (Paulson) W 28-17

INDIANA // 0-1

9/23/17 -/- Bloomington, Ind. (Memorial) L 17-52

JACKSON ST. // 1-0

11/30/85 -/- I-AA R16 Statesboro (Paulson) W 27-0

JACKSONVILLE UNIVERSITY // 1-0

9/1/12 3/- Statesboro (Paulson) W 58-0

JACKSONVILLE ST. // 4-0

10/24/92 12/- Statesboro (Paulson) W 10-0
 9/12/98 6/- Statesboro (Paulson) W 51-32
 11/13/99 3/- Jacksonville, Ala. (JSU) W 51-14
 11/16/02 4/- Statesboro (Paulson) W 41-3

JAMES MADISON // 8-1

11/2/85 -/- Harrisonburg, Va. (Bridgeforth) L 6-21
 11/15/86 5/- Statesboro (Paulson) W 45-35
 11/7/87 -/- Statesboro (Paulson) W 26-7
 11/5/88 -/- Harrisonburg, Va. (Bridgeforth) W 27-13
 11/4/89 -/- Harrisonburg, Va. (Bridgeforth) W 36-21
 11/3/90 9/- Statesboro (Paulson) W 31-13
 10/19/91 15/- Harrisonburg, Va. (Bridgeforth) W 24-21
 10/17/92 15/- Statesboro (Paulson) W 24-17
 10/15/22 -/25 Sun Belt Statesboro (Paulson) W 45-38

JOHNSON C. SMITH // 2-0

9/9/00 1/- Statesboro (Paulson) W 57-12
 9/11/04 10/- Statesboro (Paulson) W 84-3

LIBERTY // 3-1

9/29/84 -/- Statesboro (Paulson) W 48-11
 11/11/95 21/- Lynchburg, Va. (Williams) W 7-6
 11/16/96 -/- Statesboro (Paulson) W 45-14
 12/21/19 -/- Bowl Liberty (Exploria) L 16-23

LOUISIANA // 1-5

11/10/16 -/- Sun Belt Statesboro (Paulson) L 26-33
 11/25/17 -/- Sun Belt Lafayette, La. (Cajun) W 34-24
 9/28/19 -/- Sun Belt Statesboro (Paulson) L 24-37
 9/26/20 -/19 Sun Belt Lafayette, La. (Cajun) L 18-20
 9/25/21 -/- Sun Belt Statesboro (Paulson) L 20-28
 11/10/22 -/- Sun Belt Lafayette (Cajun) L 17-36

LOUISIANA STATE // 0-1

8/31/19 -/6 Baton Rouge, La. (Tiger) L 3-55

LOUISIANA TECH // 1-0

12/23/20 -/- Bowl New Orleans, La. (Superdome) W 38-3

MAINE // 4-0

11/28/87 -/- I-AA R16 Statesboro (Paulson) W 31-28
 12/7/02 2/7 I-AA QF Statesboro (Paulson) W 31-7
 12/10/11 2/13 FCS QF Statesboro (Paulson) W 35-23
 9/7/19 -/6 Statesboro (Paulson) W 26-18

MARS HILL // 2-0

11/13/82 -/- Mars Hill, N.C. (Meares) W 17-3
 11/12/83 -/- Statesboro (Paulson) W 35-9

MARSHALL // 2-5

11/18/89 -/- Statesboro (Paulson) W 63-31
 10/6/90 14/11 Huntington, W.Va. (Fairfield) W 17-14
 9/18/93 7/1 SoCon Huntington, W.Va. (Joan Edwards) L 3-13
 9/17/94 21/1 SoCon Statesboro (Paulson) L 13-34
 9/16/95 13/4 SoCon Huntington, W.Va. (Joan Edwards) L 7-37
 9/21/96 13/1 SoCon Statesboro (Paulson) L 13-29
 11/19/22 -/- Sun Belt Statesboro (Paulson) L 10-23

MASSACHUSETTS // 3-2

12/19/98 1/12 I-AA CG Chattanooga, Tenn. (Finley) L 43-55
 12/4/99 2/10 I-AA QF Statesboro (Paulson) W 38-21
 10/21/17 -/- Amherst, Mass. (McGuirk) L 20-55
 9/9/18 -/- Statesboro (Paulson) W 34-13
 10/17/20 -/- Statesboro (Paulson) W 41-10

McNEESE ST. // 1-2

11/25/00 5/16 I-AA R16 Statesboro (Paulson) W 42-17
 9/13/03 2/3 Lake Charles, La. (Cowboy) L 15-34
 9/10/05 5/- Statesboro (Paulson) L 20-23

SERIES RESULTS



MERCER // 1-4

1928	-/-	-	W	7-0
1930	-/-	-	L	0-77
1936	-/-	-	L	0-40
1937	-/-	-	L	0-77
1941	-/-	-	L	0-25

MIAMI (FLA.) // 1-4

11/4/32	-/-	Miami, Fla. (Moore Park)	W	19-6
9/25/36	-/-	Miami, Fla. (Moore Park)	L	0-44
10/1/37	-/-	Miami, Fla. (Orange Bowl)	L	0-40
10/2/93	7*/3	Miami, Fla. (Orange Bowl)	L	7-30
9/3/94	3*/6	Miami, Fla. (Orange Bowl)	L	0-56

MIDDLE TENNESSEE // 7-4

11/10/84	-/-	Murfreesboro, Tenn. (Floyd)	L	7-42
9/14/85	-/-	Statesboro (Paulson)	L	10-35
12/7/85	-/1	I-AA QF Murfreesboro, Tenn. (Floyd)	W	28-21
9/20/86	1/4	Murfreesboro, Tenn. (Floyd)	W	34-31
9/19/87	-/-	Statesboro (Paulson)	W	17-13
9/24/88	-/-	Murfreesboro, Tenn. (Floyd)	L	10-26
9/21/89	-/-	Statesboro (Paulson)	W	26-0
12/2/89	-/1	I-AA QF Statesboro (Paulson)	W	45-3
9/8/90	1/4	Murfreesboro, Tenn. (Floyd)	L	13-16
10/31/92	11/3	Statesboro (Paulson)	W	13-10
9/9/95	17/-	Atlanta, Ga. (Georgia Dome)	W	34-26

MINNESOTA // 0-1

9/14/19	-/-	Minneapolis, Minn. (TCF Bank)	L	32-35
---------	-----	-------------------------------	---	-------

MISSISSIPPI // 0-1

11/5/16	-/-	Oxford, Miss. (Vaught-Hemingway)	L	27-37
---------	-----	----------------------------------	---	-------

MISSISSIPPI COLLEGE // 1-0

11/7/92	8/-	Statesboro (Paulson)	W	30-0
---------	-----	----------------------	---	------

MONTANA // 2-1

12/9/89	-/-	I-AA SF Statesboro (Paulson)	W	45-15
12/2/95	15/8	I-AA QF Missoula, Mont. (Washington)	L	0-45
12/16/00	5/1	I-AA CG Chattanooga, Tenn. (Finley)	W	27-25

MORGAN ST. // 1-0

9/3/22	-/-	Statesboro (Paulson)	W	59-7
--------	-----	----------------------	---	------

MOREHEAD ST. // 1-0

11/12/05	10/-	Statesboro (Paulson)	W	63-17
----------	------	----------------------	---	-------

NAVY // 0-2

9/11/10	-/-	Annapolis, Md. (Navy-Marine)	L	7-13
11/15/14	-/-	Annapolis, Md. (Navy-Marine)	L	19-52

NC STATE // 0-1

8/30/14	-/-	Raleigh, N.C. (Carter-Finley)	L	23-24
---------	-----	-------------------------------	---	-------

NEBRASKA // 1-0

9/10/22	-/-	Lincoln, Neb. (Memorial)	W	45-42
---------	-----	--------------------------	---	-------

NEVADA // 2-0

12/23/86	4/1	I-AA SF Reno, Nev. (Mackay)	W	48-38
12/15/90	3/4	I-AA CG Statesboro (Paulson)	W	36-13

NEW HAMPSHIRE // 0-2

11/27/04	4/5	I-AA R16 Statesboro (Paulson)	L	23-27
9/10/17	-/-	Birmingham, Ala. (Legion)	L	12-22

NEW MEXICO ST. // 5-1

10/4/14	-/-	Sun Belt Las Cruces, N.M. (Aggie Memorial)	W	36-28
10/17/15	-/-	Sun Belt Statesboro (Paulson)	W	56-26
10/22/16	-/-	Sun Belt Las Cruces, N.M. (Aggie Memorial)	W	22-19

10/14/17	-/-	Sun Belt Statesboro (Paulson)	L	27-35
10/20/18	-/-	Las Cruces, N.M. (Aggie Memorial)	W	48-31
10/26/19	-/-	Statesboro (Paulson)	W	41-7

NEWBERRY // 4-5-1

1930	-/-	-	T	0-0
1931	-/-	-	L	13-19
1933	-/-	-	L	6-14
1934	-/-	-	L	20-21
1936	-/-	-	L	10-13
10/23/82	-/-	Statesboro, Ga. (Womack)	W	36-14
10/22/83	-/-	Augusta, Ga. (Butler)	L	24-27
10/20/84	-/-	Statesboro (Paulson)	W	41-16
10/26/85	-/-	Statesboro (Paulson)	W	38-17
9/3/88	-/-	Statesboro (Paulson)	W	55-7

NICHOLLS ST. // 3-0

12/6/86	4/12	I-AA QF Statesboro (Paulson)	W	55-31
10/14/89	-/-	Thibodaux, La. (Guidry)	W	21-13
11/23/91	-/-	Statesboro (Paulson)	W	40-6

NORTH CAROLINA // 0-1

10/10/09	-/-	Chapel Hill, N.C. (Keenan)	L	12-42
----------	-----	----------------------------	---	-------

NORTH CAROLINA A&T // 1-0

11/29/86	4/20	I-AA R16 Statesboro (Paulson)	W	52-21
----------	------	-------------------------------	---	-------

NORTH DAKOTA ST. // 0-3

10/7/06	2/11	Statesboro (Paulson)	L	14-34
12/17/11	2/4	FCS SF Fargo, N.D. (Fargodome)	L	7-35
12/14/12	6/1	FCS SF Fargo, N.D. (Fargodome)	L	20-23

NORTHEASTERN // 2-0

9/3/05	6/-	Boston, Mass. (Parsons)	W-OT	41-38
9/13/08	15/-	Statesboro (Paulson)	W-OT	34-27

NORTHERN ARIZONA // 1-0

11/27/99	2/17	I-AA R16 Statesboro (Paulson)	W	72-29
----------	------	-------------------------------	---	-------

NORTHERN IOWA // 1-0

12/14/85	-/-	I-AA SF Cedar Falls, Iowa (UNI Dome)	W	40-33
----------	-----	--------------------------------------	---	-------

OLD DOMINION // 3-0

12/3/11	2/10	FCS R16 Statesboro (Paulson)	W	55-48
12/8/12	6/3	FCS QF Norfolk, Va. (Ballard)	W	49-35
10/22/22	-/-	Sun Belt Norfolk, Va. (Ballard)	W	28-23

OREGON ST. // 0-1

9/18/99	1*/-	Corvallis, Ore. (Reser)	L	41-48
---------	------	-------------------------	---	-------

PRESBYTERIAN COLLEGE // 3-0

9/17/83	-/-	Savannah, Ga. (Memorial)	W	35-21
9/8/84	-/-	Clinton, S.C. (Old Bailey)	W	41-6
10/22/11	1/-	Statesboro (Paulson)	W	48-14

SAMFORD // 5-4

11/12/88	-/-	Statesboro (Paulson)	W	49-21
10/28/89	-/-	Birmingham, Ala. (Seibert)	W	52-7
11/17/90	7/-	Statesboro (Paulson)	W	31-24
11/8/08	-/-	SoCon Statesboro (Paulson)	L	17-27
11/7/09	-/-	SoCon Birmingham, Ala. (Seibert)	L	10-31
10/30/10	-/-	SoCon Statesboro (Paulson)	L	13-20
9/3/11	3/-	SoCon Birmingham, Ala. (Seibert)	W	31-17
9/29/12	10/25	SoCon Statesboro (Paulson)	W	35-16
10/5/13	16/-	SoCon Birmingham, Ala. (Seibert)	L	34-44

SAVANNAH ST. // 12-0 ^

11/24/83	-/-	Savannah, Ga. (Wright)	W	15-0
10/7/89	-/-	Statesboro (Paulson)	W	35-14
10/27/90	12/-	Statesboro (Paulson)	W	54-7

9/7/91	1/-	Statesboro (Paulson)	W	29-6
10/3/92	17/-	Statesboro (Paulson)	W	21-7
9/4/93	11/-	Statesboro (Paulson)	W	35-3
9/1/01	1/-	Statesboro (Paulson)	W	69-6
9/6/03	2/-	Statesboro (Paulson)	W	35-0
9/4/10	-/-	Statesboro (Paulson)	W	48-3
8/31/13	9/-	Statesboro (Paulson) ^	W	77-9
9/6/14	-/-	Statesboro (Paulson)	W	83-9
9/3/16	-/-	Statesboro (Paulson)	W	54-0

SOUTH ALABAMA // 7-2

9/20/14	-/-	Sun Belt Mobile, Ala. (Ladd-Peebles)	W	28-6
11/28/15	-/-	Sun Belt Statesboro (Paulson)	W	55-17
9/10/16	-/-	Sun Belt Mobile, Ala. (Ladd-Peebles)	W	24-9
11/18/17	-/-	Sun Belt Statesboro (Paulson)	W	52-0
10/6/18	-/-	Sun Belt Statesboro (Paulson)	W	48-13
10/3/19	-/-	Sun Belt Mobile, Ala. (Ladd-Peebles)	W-2OT	20-17
10/29/20	-/-	Sun Belt Statesboro (Paulson)	W	24-17
10/14/21	-/-	Sun Belt Mobile, Ala. (Hancock Whitney)	L	14-41
11/5/11	-/-	Sun Belt Statesboro (Paulson)	L	31-38

SOUTH CAROLINA ST. // 8-0

11/23/85	-/-	Orangeburg, S.C. (Dawson)	W	43-30
11/22/86	5/-	Statesboro (Paulson)	W	28-7
11/21/87	-/-	Orangeburg, S.C. (Dawson)	W	30-13
11/19/88	-/-	Statesboro (Paulson)	W	53-0
9/2/95	24/-	Statesboro (Paulson)	W	27-12
8/31/96	18/-	Orangeburg, S.C. (Dawson)	W	28-14
11/27/10	22/11	FCS FR Statesboro (Paulson)	W	41-16
9/1/18	-/-	Statesboro (Paulson)	W	37-6

SOUTH DAKOTA ST. // 3-1

10/30/04	2/-	Statesboro (Paulson)	W	63-7
10/29/05	19/-	Brookings, S.D. (Coughlin-Alumni)	W	55-42
10/6/07	-/-	Statesboro (Paulson)	W	41-38
9/12/09	-/25	Brookings, S.D. (Coughlin-Alumni)	L	6-44

SOUTH FLORIDA // 2-0

11/15/97	8/-	Tampa, Fla. (Houlihan's)	W	24-23
11/14/98	1/19	Statesboro (Paulson)	W	28-23

ST. FRANCIS (PA.) // 1-0 ^

9/7/13	10/-	Statesboro (Paulson) ^	W	59-17
--------	------	------------------------	---	-------

STEPHEN F. AUSTIN // 2-0

12/3/88	-/-	I-AA QF Statesboro (Paulson)	W	27-6
12/16/89	-/-	I-AA CG Statesboro (Paulson)	W	37-34

STETSON // 0-7

1933	-/-	-	L	0-20
1934	-/-	-	L	0-19
1935	-/-	-	L	6-9
1936	-/-	-	L	0-24
1937	-/-	-	L	0-24
1938	-/-	-	L	0-28
1939	-/-	-	L	0-19

TENNESSEE TECH // 2-0

10/5/85	-/-	Statesboro (Paulson)	W	34-0
10/4/86	4/-	Cookeville, Tenn. (Tucker)	W	59-13

TEXAS ST. // 5-1

11/26/05	6/4	I-AA R16 San Marcos, Texas (Bobcat)	L	35-50
11/8/14	-/-	Sun Belt San Marcos, Texas (Bobcat)	W	28-25
10/29/15	-/-	Sun Belt Statesboro (Paulson)	W	37-13
10/11/18	-/-	Sun Belt San Marcos, Texas (Bobcat)	W	15-13
11/14/20	-/-	Sun Belt Statesboro (Paulson)	W	40-38
11/13/21	-/-	Sun Belt San Marcos, Texas (Bobcat)	W	38-30

^ - Vacated victory due to sanctions imposed by NCAA

THE CITADEL // 19-5

11/26/88	-/	I-AA R16	Statesboro (Paulson)	W	38-20
11/24/90	3/15	I-AA R16	Statesboro (Paulson)	W	31-0
9/11/93	8/24	SoCon	Statesboro (Paulson)	W	16-6
11/19/94	24/-	SoCon	Charleston, S.C. (Hagood)	L	15-17
10/21/95	17/-	SoCon	Statesboro (Paulson)	W	27-0
10/26/96	-/	SoCon	Charleston, S.C. (Hagood)	L	20-35
10/25/97	16/-	SoCon	Statesboro (Paulson)	W	49-7
10/24/98	1/-	SoCon	Charleston, S.C. (Hagood)	W	51-34
10/23/99	5/-	SoCon	Statesboro (Paulson)	W	34-17
10/21/00	1/-	SoCon	Charleston, S.C. (Hagood)	W	27-10
10/20/01	1/-	SoCon	Statesboro (Paulson)	W	14-6
10/26/02	10/-	SoCon	Charleston, S.C. (Hagood)	W	28-24
10/25/03	19/-	SoCon	Statesboro (Paulson)	L	24-28
10/23/04	2/-	SoCon	Charleston, S.C. (Hagood)	W	42-7
10/22/05	24/-	SoCon	Statesboro (Paulson)	W	49-14
10/28/06	-/	SoCon	Charleston, S.C. (Hagood)	L	21-24
10/27/07	22/25	SoCon	Statesboro (Paulson)	W	21-17
11/1/08	-/	SoCon	Charleston, S.C. (Hagood)	W-3OT	44-41
11/21/09	-/	SoCon	Statesboro (Paulson)	W	13-6
10/23/10	-/	SoCon	Charleston, S.C. (Hagood)	W	20-0
11/5/11	4/-	SoCon	Statesboro (Paulson)	W	14-12
9/8/12	3/-	SoCon	Charleston, S.C. (Hagood)	L	21-23
10/12/13	22/-	SoCon	Statesboro (Paulson)	W	28-21
9/19/15	-/		Statesboro (Paulson)	W	48-13

TROY // 7-14

1934	-/		Troy, Ala.	L	12-19
1935	-/		Statesboro, Ga.	L	26-28
1936	-/		Troy, Ala.	L	0-14
1937	-/		Statesboro, Ga.	L	6-12
1938	-/		Statesboro, Ga.	L	0-7
1939	-/		Troy, Ala.	L	6-7
1940	-/		Statesboro, Ga.	L	0-14
1941	-/		Troy, Ala.	L	0-25
9/24/83	-/		Statesboro, Ga. (Womack)	L	27-28
9/21/85	-/		Troy, Ala. (Veterans Memorial)	W	17-10
11/16/91	-/		Statesboro (Paulson)	W	19-12
11/14/92	6/-		Statesboro (Paulson)	L	0-21
11/25/95	15/3	I-AA R16	Troy, Ala. (Veterans Memorial)	W	24-21
10/30/14	-/	Sun Belt	Statesboro (Paulson)	W	42-10
11/14/15	-/	Sun Belt	Troy, Ala. (Veterans Memorial)	W	45-10
12/3/16	-/	Sun Belt	Statesboro (Paulson)	W	28-24
10/28/17	-/	Sun Belt	Troy, Ala. (Veterans Memorial)	L	16-38
11/10/18	-/	Sun Belt	Statesboro (Paulson)	L	21-35
11/9/19	-/	Sun Belt	Troy, Ala. (Veterans Memorial)	L	28-49
11/7/20	-/	Sun Belt	Statesboro (Paulson)	W	20-13
10/9/21	-/	Sun Belt	Troy, Ala. (Veterans Memorial)	L	21-24

TUSCULUM // 1-0

9/10/11	2/-		Statesboro (Paulson)	W	62-21
---------	-----	--	----------------------	---	-------

UAB // 0-1

9/17/22	-/		Birmingham, Ala.. (Protective)	L	21-35
---------	----	--	--------------------------------	---	-------

ULM // 7-3 ^

10/17/87	-/		Monroe, La. (Malone)	L	17-26
10/15/88	-/		Statesboro (Paulson)	W	43-11
9/29/90	17/15		Statesboro (Paulson)	W	33-14
9/14/91	1/-		Monroe, La. (Malone)	L	13-21
11/29/14	-/	Sun Belt	Statesboro (Paulson) ^	W	22-16
10/3/15	-/	Sun Belt	Monroe, La. (Malone)	W	51-31
9/17/16	-/	Sun Belt	Statesboro (Paulson)	W	23-21
11/3/18	-/	Sun Belt	Monroe, La. (Malone)	L	25-44
11/16/19	-/	Sun Belt	Statesboro (Paulson)	W	51-29
10/3/20	-/	Sun Belt	Monroe, La. (Malone)	W	35-30

VALDOSTA ST. // 6-1-1

9/25/82	-/		Statesboro, Ga. (Womack)	T	27-27
11/20/82	-/		Valdosta, Ga. (Bazemore-Hyder)	W	45-29
11/19/83	-/		Valdosta, Ga. (Bazemore-Hyder)	L	29-34
10/27/84	-/		Statesboro (Paulson)	W	38-8

9/2/89	-/		Statesboro (Paulson)	W	31-10
9/1/90	1/-		Statesboro (Paulson)	W	17-10
9/12/92	-/		Statesboro (Paulson)	W	24-13
8/30/97	-/		Statesboro (Paulson)	W	45-26

VILLANOVA // 1-0

11/25/89	-/	I-AA R16	Statesboro (Paulson)	W	52-36
----------	----	----------	----------------------	---	-------

VMI // 10-0

10/23/93	6/-	SoCon	Lexington, Va. (Foster)	W	57-0
10/1/94	-/	SoCon	Statesboro (Paulson)	W	49-0
11/18/95	17/-	SoCon	Norfolk, Va. (Ballard)	W	31-13
10/5/96	25/-	SoCon	Statesboro (Paulson)	W	20-17
10/4/97	17/-	SoCon	Lexington, Va. (Foster)	W	49-0
10/3/98	3/-	SoCon	Statesboro (Paulson)	W	63-7
10/2/99	1/-	SoCon	Lexington, Va. (Foster)	W	62-0
9/30/00	2/-	SoCon	Statesboro (Paulson)	W	56-3
9/29/01	1/-	SoCon	Lexington, Va. (Foster)	W	31-14
10/5/02	18/-	SoCon	Statesboro (Paulson)	W	52-7

WEST GEORGIA // 2-1

9/9/89	-/		Statesboro (Paulson)	W	48-7
9/10/94	9/-		Statesboro (Paulson)	L	14-15
9/8/07	-/		Statesboro (Paulson)	W	45-21

WEST VIRGINIA // 0-1

2015	-/		Morgantown, W.Va. (Milan Puskar)	L	0-44
------	----	--	----------------------------------	---	------

WESTERN CAROLINA // 22-2

1941	-/		-	L	7-14
10/24/87	-/		Cullowhee, N.C. (E.J. Whitmire)	W	37-16
10/12/91	15/-		Statesboro (Paulson)	W	44-6
10/9/93	8/20	SoCon	Statesboro (Paulson)	W	19-18
10/8/94	-/17	SoCon	Cullowhee, N.C. (E.J. Whitmire)	L	31-35
10/7/95	14/-	SoCon	Statesboro (Paulson)	W	42-0
10/12/96	-/	SoCon	Cullowhee, N.C. (E.J. Whitmire)	W	38-28
10/11/97	11/-	SoCon	Statesboro (Paulson)	W	30-7
10/10/98	2/-	SoCon	Cullowhee, N.C. (E.J. Whitmire)	W	28-21
10/9/99	1/-	SoCon	Statesboro (Paulson)	W	70-7
10/7/00	1/-	SoCon	Cullowhee, N.C. (E.J. Whitmire)	W	42-24
10/6/01	1/-	SoCon	Statesboro (Paulson)	W	50-14
10/12/02	18/-	SoCon	Cullowhee, N.C. (E.J. Whitmire)	W	41-24
10/11/03	11/-	SoCon	Statesboro (Paulson)	W	31-25
10/9/04	3/-	SoCon	Cullowhee, N.C. (E.J. Whitmire)	W	38-16
10/8/05	21/-	SoCon	Statesboro (Paulson)	W	45-7
9/30/06	-/24	SoCon	Cullowhee, N.C. (E.J. Whitmire)	W	24-14
9/29/07	-/	SoCon	Statesboro (Paulson)	W	50-21
10/25/08	-/	SoCon	Cullowhee, N.C. (E.J. Whitmire)	W-OT	38-31
9/19/09	-/	SoCon	Statesboro (Paulson)	W	27-3

11/13/10	-/	SoCon	Cullowhee, N.C. (E.J. Whitmire)	W	28-6
9/24/11	1/-	SoCon	Statesboro (Paulson)	W	52-20
10/6/12	8/-	SoCon	Cullowhee, N.C. (E.J. Whitmire)	W	46-13
11/9/13	-/	SoCon	Statesboro (Paulson)	W	35-19

WESTERN ILLINOIS // 1-0

12/12/98	1/4	I-AA SF	Statesboro (Paulson)	W	42-14
----------	-----	---------	----------------------	---	-------

WESTERN KENTUCKY // 2-1

11/1/86	9/-		Bowling Green, Ky. (L.T. Smith)	W	49-32
10/31/87	-/		Statesboro (Paulson)	W	23-20
12/14/02	2/15	I-AA SF	Statesboro (Paulson)	L	28-31

WESTERN MICHIGAN // 1-1

9/12/15	-/		Statesboro (Paulson)	W	43-17
9/17/16	-/		Kalamazoo, Mich. (Waldo)	L	31-49

WILLIAM & MARY // 1-1

9/6/97	23/3		Statesboro (Paulson)	L	28-29
12/4/10	22/4	FCS R16	Williamsburg, Va. (Zable)	W	31-15

WOFFORD // 12-8

11/6/82	-/		Statesboro, Ga. (Womack)	L	7-28
11/5/83	-/		Spartanburg, S.C. (Snider)	W	27-16
9/20/97	20/-	SoCon	Spartanburg, S.C. (Gibbs)	W	22-7
9/19/98	3/-	SoCon	Statesboro (Paulson)	W	45-10
9/11/99	1/-	SoCon	Spartanburg, S.C. (Gibbs)	W	55-14
9/16/00	2/-	SoCon	Statesboro (Paulson)	W	24-17
11/24/01	2/-	SoCon	Spartanburg, S.C. (Gibbs)	W	48-10
9/21/02	9/-	SoCon	Statesboro (Paulson)	L	7-14
9/20/03	6/25	SoCon	Spartanburg, S.C. (Gibbs)	L	14-20
9/18/04	8/3	SoCon	Statesboro (Paulson)	W	58-14
9/17/05	14/-	SoCon	Spartanburg, S.C. (Gibbs)	L	17-21
11/4/06	-/	SoCon	Statesboro (Paulson)	L	10-28
11/3/07	17/10	SoCon	Spartanburg, S.C. (Gibbs)	W	38-35
9/27/08	22/11	SoCon	Statesboro (Paulson)	L-OT	37-38
10/3/09	-/	SoCon	Spartanburg, S.C. (Gibbs)	W	26-21
10/9/10	13/25	SoCon	Statesboro (Paulson)	L	31-33
12/11/10	22/6	FCS QF	Spartanburg, S.C. (Gibbs)	W	23-20
11/12/11	3/9	SoCon	Spartanburg, S.C. (Gibbs)	W	31-10
10/13/12	7/5	SoCon	Statesboro (Paulson)	W	17-19
9/14/13	10/16	SoCon	Spartanburg, S.C. (Gibbs)	L	20-30

YOUNGSTOWN ST. // 1-3

11/2/91	14/-		Statesboro (Paulson)	L	17-19
11/21/92	12/6		Youngstown, Ohio (Stambaugh)	L	10-21
12/4/93	2/7	I-AA QF	Youngstown, Ohio (Stambaugh)	L	14-34
12/18/99	2/9	I-AA CG	Chattanooga, Tenn. (Finley)	W	59-24





VS. CURRENT CONFERENCE MEMBERSHIP

AMERICAN ATHLETIC (3-4)

OPPONENT	FIRST MEETING	LAST MEETING	LAST WIN	LAST LOSS	RECORD
East Carolina	1984	1987	N/A	9/26/87 - 13-16	0-3
Florida Atlantic	2020	2021	12/5/20 - 20-3	9/11/21 - 6-38	1-1
Navy	2010	2014	N/A	11/15/14 - 19-52	0-2
South Florida	1997	1998	11/14/98 - 28-23	N/A	2-0
UAB	2022	2022	N/A	9/17/22 - 21-35	0-1

ASUN (4-3)

OPPONENT	FIRST MEETING	LAST MEETING	LAST WIN	LAST LOSS	RECORD
Austin Peay	2008	2008	9/6/08 - 34-20	N/A	1-0
Central Arkansas	2006	2012	12/1/12 - 24-16	11/18/06 - 31-34	1-1
Eastern Kentucky	1988	1993	11/27/93 - 14-12	10/5/91 - 6-10	2-2

ATLANTIC COAST (1-10)

OPPONENT	FIRST MEETING	LAST MEETING	LAST WIN	LAST LOSS	RECORD
Clemson	2018	2018	N/A	9/15/18 - 7-38	0-1
Florida State	1988	1990	N/A	9/15/90 - 6-48	0-2
Georgia Tech	2014	2016	N/A	9/13/14 - 38-42	0-1
Miami (Fla.)	1932	1994	1932 - 19-16	9/3/94 - 0-56	1-4
North Carolina	2009	2009	N/A	10/10/09 - 12-42	0-1
NC State	2014	2014	N/A	8/30/14 - 23-24	0-1

BIG 12 (10-3)

OPPONENT	FIRST MEETING	LAST MEETING	LAST WIN	LAST LOSS	RECORD
BYU	2021	2021	-	11/20/21 - 17-34	0-1
UCF	1982	1991	9/8/90 - 44-7	9/10/83 - 29-33	10-1
West Virginia	2015	2015	N/A	9/5/15 - 0-44	0-1

BIG SKY (6-1)

OPPONENT	FIRST MEETING	LAST MEETING	LAST WIN	LAST LOSS	RECORD
Idaho	1990	2015	9/27/15 - 48-20	N/A	3-0
Montana	1989	2000	12/16/00 - 27-25	12/2/95 - 0-45	2-1
Northern Arizona	1999	1999	11/27/99 - 72-29	N/A	1-0

BIG SOUTH (3-1)

OPPONENT	FIRST MEETING	LAST MEETING	LAST WIN	LAST LOSS	RECORD
Gardner-Webb	1982	2021	9/4/21 - 30-25	10/2/82 - 6-44	3-1

BIG TEN (1-2)

OPPONENT	FIRST MEETING	LAST MEETING	LAST WIN	LAST LOSS	RECORD
Indiana	2017	2017	N/A	9/23/17 - 17-52	0-1
Minnesota	2019	2019	N/A	32-35 - 9/14/19	0-1
Nebraska	2022	2022	9/10/22 - 45-42	N/A	1-0
Wisconsin	2023				

COLONIAL ATHLETIC (22-9)

OPPONENT	FIRST MEETING	LAST MEETING	LAST WIN	LAST LOSS	RECORD
Albany (N.Y.)	2009	2009	9/5/2009 - 29-26	N/A	1-0
Campbell	2020	2020	9/12/20 - 27-26	-	1-0
Delaware	1997	2010	9/8/01 - 38-7	12/18/10 - 10-27	2-3
Elon	1998	2013	11/16/13 - 38-20	9/26/09 - 14-28	11-3
Maine	1987	2019	9/7/19 - 26-18	N/A	4-0
New Hampshire	2004	2017	N/A	9/10/17 - 12-22	0-2
North Carolina A&T	1986	1986	11/29/86 - 52-21	N/A	1-0
Villanova	1989	1989	11/25/89 - 52-36	N/A	1-0
William & Mary	1997	2010	12/4/10 - 31-15	N/A	1-1

CONFERENCE USA (24-7)

OPPONENT	FIRST MEETING	LAST MEETING	LAST WIN	LAST LOSS	RECORD
FIU	2003	2004	11/13/04 - 53-32	N/A	2-0
Jacksonville State	1992	2002	11/16/02 - 41-3	N/A	4-0
Liberty	1984	2019	11/16/96 - 45-14	12/21/19 - 16-23	3-1
Louisiana Tech	2020	2020	12/23/20 - 38-3	N/A	1-0
Middle Tennessee	1984	1995	9/9/95 - 34-26	9/8/90 - 13-16	7-4
New Mexico State	2014	2019	10/26/19 - 41-7	10/14/17 - 27-35	5-1
Western Kentucky	1986	2002	10/31/87 - 23-20	12/14/02 - 28-31	2-1

FBS/FCS INDEPENDENTS (3-3)

OPPONENT	FIRST MEETING	LAST MEETING	LAST WIN	LAST LOSS	RECORD
Army West Point	2020	2020	-	11/21/20 - 27-28	0-1
Connecticut	1998	1998	12/5/98 - 52-30	N/A	1-0
UMass	1998	2020	10/17/20 - 41-0	10/21/17 - 20-55	2-2

MID-AMERICAN (4-2)

OPPONENT	FIRST MEETING	LAST MEETING	LAST WIN	LAST LOSS	RECORD
Ball State	2022	2022	9/24/22 - 34-23	N/A	1-0
Bowling Green	2015	2015	12/23/15 - 58-27	N/A	1-0
Buffalo	2022	2022	N/A	12/27/22 - 21-23	0-1
Eastern Michigan	2018	2018	12/15/18 - 23-21	N/A	1-0
Western Michigan	2015	2016	9/12/15 - 43-17	9/24/16 - 31-49	1-1

MID-EASTERN ATHLETIC (10-0)

OPPONENT	FIRST MEETING	LAST MEETING	LAST WIN	LAST LOSS	RECORD
Howard	2012	2012	11/10/12 - 69-26	N/A	1-0
Morgan State	2022	2022	9/3/22 0 59-7	N/A	1-0
South Carolina State	1985	2018	9/1/18 - 37-6	N/A	8-0

MISSOURI VALLEY (7-7)

OPPONENT	FIRST MEETING	LAST MEETING	LAST WIN	LAST LOSS	RECORD
Illinois State	1999	1999	12/11/99 - 28-17	N/A	1-0
North Dakota State	2006	2012	N/A	12/14/12 - 20-23	0-3
Northern Iowa	1985	1985	12/14/85 - 40-33	N/A	1-0
South Dakota State	2004	2009	10-6-07 - 41-38	9/12/09 - 6-44	3-1
Western Illinois	1998	1998	12/12/98 - 42-14	N/A	1-0
Youngstown State	1991	1999	12/18/99 - 59-24	12/4/93 - 14-34	1-3

MOUNTAIN WEST (2-1)

OPPONENT	FIRST MEETING	LAST MEETING	LAST WIN	LAST LOSS	RECORD
Colorado State	2007	2007	N/A	11/17/07 - 34-42	0-1
Nevada	1986	1990	12/15/90 - 36-13	N/A	2-0

NORTHEAST (1-1) ^

OPPONENT	FIRST MEETING	LAST MEETING	LAST WIN	LAST LOSS	RECORD
Central Connecticut St.	2006	2006	N/A	9/9/06 - 13-17	0-1
Saint Francis (Pa.)	2013	2013	9/7/13 - 59-17 (^)	N/A	^ 1-0

OHIO VALLEY (2-0)

OPPONENT	FIRST MEETING	LAST MEETING	LAST WIN	LAST LOSS	RECORD
Tennessee Tech	1985	1986	10/4/86 - 59-13	N/A	2-0

PATRIOT (1-0)

OPPONENT	FIRST MEETING	LAST MEETING	LAST WIN	LAST LOSS	RECORD
Colgate	1998	1998	11/28/98 - 49-28	N/A	1-0

PACIFIC 12 (0-1)

OPPONENT	FIRST MEETING	LAST MEETING	LAST WIN	LAST LOSS	RECORD
Oregon State	1999	1999	N/A	9/18/99 - 41-48	0-1

PIONEER (5-0)

OPPONENT	FIRST MEETING	LAST MEETING	LAST WIN	LAST LOSS	RECORD
Jacksonville	2012	2012	9/1/12 - 58-0	N/A	1-0
Morehead State	2005	2005	11/12/05 - 63-17	N/A	1-0
Presbyterian College	1983	2011	10/22/11 - 48-14	N/A	3-0

SOUTHERN (117-40)

OPPONENT	FIRST MEETING	LAST MEETING	LAST WIN	LAST LOSS	RECORD
Chattanooga	1984	2013	9/25/13 - 23-21	10/16/10 - 27-35	23-4
The Citadel	1988	2015	9/19/15 - 48-13	9/8/12 - 21-23	19-5
East Tennessee State	1983	2003	11/1/03 - 34-22	10/27/01 - 16-19	9-5
Furman	1985	2013	10/20/12 - 38-17	11/2/13 - 14-16	16-9
Mercer	1928	1941	1928 - 7-0	1941 - 0-25	1-3
Samford	1988	2013	9/29/12 - 35-16	10/5/13 - 34-44	5-4
VMI	1993	2002	10/5/02 - 52-7	N/A	10-0
Western Carolina	1941	2013	11/9/13 - 35-19	10/8/94 - 31-35	22-2
Wofford	1982	2013	10/13/12 - 19-17	9/14/13 - 20-30	12-8

SOUTHEASTERN (1-14)

OPPONENT	FIRST MEETING	LAST MEETING	LAST WIN	LAST LOSS	RECORD
Alabama	2011	2011	N/A	11/19/11 - 21-45	0-1
Arkansas	2021	2021	N/A	9/18/21 - 10-45	0-1
Auburn	1991	2017	N/A	9/2/17 - 7-41	0-2
Florida	1986	2013	11/23/13 - 26-20	8/7/96 - 14-62	1-2
Georgia	1992	2015 (ot)	N/A	11/21/15 - 17-23	0-6
LSU	2019	2019	N/A	8/31/19 - 3-55	0-1
Ole Miss	2016	2016	N/A	11/5/16 - 27-37	0-1

SOUTHLAND (6-2)

OPPONENT	FIRST MEETING	LAST MEETING	LAST WIN	LAST LOSS	RECORD
McNeese State	2000	2005	11/25/00 - 42-17	9/10/05 - 20-23	1-2
Nicholls State	1986	1991	11/23/91 - 40-6	N/A	3-0
Stephen F. Austin	1988	1989	12/16/89 - 37-34	N/A	2-0

SWAC (15-2)

OPPONENT	FIRST MEETING	LAST MEETING	LAST WIN	LAST LOSS	RECORD
Bethune-Cookman	1984	2002	11/30/02 - 34-0	N/A	6-0
Florida A&M	1984	2001	12/1/01 - 60-35	9/5/92 - 17-28	8-2
Jackson State	1985	1985	11/30/85 - 27-0	N/A	1-0

SUN BELT (67-65-1) ^

OPPONENT	FIRST MEETING	LAST MEETING	LAST WIN	LAST LOSS	RECORD
App State	1932	2022	11/26/22 - 51-48	11/27/21 - 3-27	16-21-1
Arkansas State	1986	2021	10/2/21 - 59-33	11/23/19 - 33-38	3-3
Coastal Carolina	2006	2022	10/19/19 - 30-27	10/1/22 - 30-34	5-4
Georgia State	2014	2022	11/30/19 - 38-10	10/8/22 - 33-31	3-5
James Madison	1985	2022	10/15/22 - 45-38	11/2/85 - 6-21	8-1
Louisiana	2016	2022	11/25/17 - 34-24	11/10/22 - 17-36	1-5
Marshall	1989	2022	10/6/90 - 17-14	11/19/22 - 13-20	2-5
Old Dominion	2011	2022	10/22/22 - 28-23	N/A	3-0
South Alabama	2014	2022	10/29/20 - 24-17	11/5/22 - 31-38	7-2
Texas State	2005	2021	11/13/21 - 38-30	11/26/05 - 35-50	5-1
Troy	1934	2021	11/7/20 - 20-13	10/9/21 - 21-24	7-14
ULM	1987	2020	10/3/20 - 35-30	11/16/19 - 51-29	^ 7-3

OTHER

OPPONENT	FIRST MEETING	LAST MEETING	LAST WIN	LAST LOSS	RECORD
Baptist Univ. of America	1982	1982	9/18/82 - 42-0	N/A	1-0
Catawba	1982	1987	9/5/87 - 27-0	10/30/82 - 7-10	2-1
Concord	1993	1993	11/13/93 - 51-13	N/A	1-0
Fayetteville State	1999	1999	9/4/99 - 76-0	N/A	1-0
Glenville State	1994	1994	11/12/94 - 66-13	N/A	1-0
Hof					



EAGLE HISTORY

1908

First District Agricultural & Mechanical School founded with four faculty members and 15 students.

1924

The school's name is changed to Georgia Normal School as a training ground for educators.

1924

First football team at Georgia Normal School under the direction of E.G. Cromartie.

1929

The school's name is changed to South Georgia Teacher's College.

1939

The school's name is changed to Georgia Teacher's College.

1941

Shortly after the final game of the 1941 season, the United States becomes involved in World War II and all sports are discontinued.

1959

The school's name is changed to Georgia Southern College.

February, 1980

Georgia Southern College President Dale Lick establishes a community-wide committee to report on "Football at Georgia Southern, A Feasibility Study."

January 21, 1981

Committee makes final report that football is feasible at Georgia Southern, and recommends it be started.

April 9, 1981

Dr. Dale Lick announces that Georgia Southern will begin an intercollegiate football program in the fall of 1981 with the first game scheduled for the fall of 1982.

May 23, 1981

Georgia Southern announces the hiring of Erskine (Erk) Russell as head coach.

July 1, 1981

Russell assumes his duties as head coach.

September 28, 1981

Football practice begins at Georgia Southern for the first time in 40 years with 126 players, all walk-ons.

October 31, 1981

Football intrasquad scrimmage is played in Dublin, Georgia, at the Shamrock Bowl.

January 30, 1982

Stadium site on the southwest quarter of campus is announced.

September 11, 1982

FOOTBALL RETURNS TO GEORGIA SOUTHERN

Eagles play Central Florida in Jacksonville's Gator Bowl, taking a 16-9 win over the Knights in front of 7,350 fans.

September 25, 1982

First collegiate football game in Statesboro in 41 years as the Eagles face Valdosta State at Statesboro High School. The teams played to a 27-27 tie, the only tie in program history.

September 1, 1984

Georgia Southern plays its first game as a member of the NCAA Division I-AA, beating Florida A&M 14-0 in Savannah.

September 29, 1984

Georgia Southern opens Allen E. Paulson Stadium with a 48-11 win over Liberty.

October 5, 1985

Georgia Southern rebounds from a Paulson Stadium loss to Middle Tennessee St. three weeks earlier with a 34-0 drubbing of Tennessee Tech. The win initiates a streak of 38-straight home wins to set an FCS Record.

December 21, 1985

NCAA I-AA NATIONAL CHAMPIONS

Georgia Southern defeats Furman 44-42 in Tacoma, Washington, behind 419 yards passing from Tracy Ham. A 13-yard pass from Ham to Frank Johnson with 10 seconds remaining gives the Eagles' the win.

December 19, 1986

NCAA I-AA NATIONAL CHAMPIONS

Georgia Southern defeats Arkansas State 48-21 to win the program's second-straight national championship. Ham threw for 306 yards and ran for 180 and three touchdowns as the Eagles became the first team in I-AA history to repeat as champions.

December 17, 1988

Georgia Southern makes its third NCAA Division I-AA National Championship Game appearance, falling to Furman 17-12 in Pocatello, Idaho.

February 23, 1989

The NCAA awards Georgia Southern, Statesboro and Savannah the rights to host the NCAA Division I-AA National Championship Game for a three-year period (1989, 1990, 1991) at Paulson Stadium.

September 13, 1989

The Board of Regents of the University System of Georgia votes to change the name of Georgia Southern College to Georgia Southern University.

September 21, 1989

Georgia Southern defeats arch rival Middle Tennessee St. 26-0 in a nationally televised game on ESPN. The game, played only 180 miles from the eye of Category 4 Hurricane Hugo, was also the first night game at Paulson Stadium. For safety, an open phone-line existed from the Paulson Stadium press box to the National Hurricane Center in Coral Gables, Florida, where updated reports were continuously fed to game officials.

December 16, 1989

NCAA I-AA NATIONAL CHAMPIONS

Georgia Southern captures its third NCAA Division I-AA National Championship in five years with a 37-34 win over Stephen F. Austin. A record crowd of 25,725 saw the Eagles score the game's final 10 points in the win to cap a 15-0 season.

December 20, 1989

Head coach Erk Russell announces his retirement from coaching. He follows by accepting a promotion to Assistant Athletic Director for Football Operations. Tim Stowers is named the next head coach of the Georgia Southern Eagles.

July 1, 1990

Georgia Southern officially receives University status and the name is changed for a fifth time.

September 22, 1990

Georgia Southern's record 38-game home winning streak comes to an end as Eastern Kentucky drops the Eagles 42-34 in Paulson Stadium. The loss is just the second for the Eagles inside "the friendly confines."

December 15, 1990

NCAA I-AA NATIONAL CHAMPIONS

Georgia Southern wins its fourth National Championship with a 36-13 victory over Nevada at Paulson Stadium. Raymond Gross rushed for 145 yards while the defense made a crucial goalline stand early in the third quarter en route to the win.

September 11, 1993

No. 8 Georgia Southern posts a 16-6 victory over No. 24 The Citadel in its inaugural Southern Conference game. A crowd of 12,921 witnessed the excitement of a new era in Eagle Football.

November 21, 1993

Georgia Southern becomes the 11th school in Division I history to win a conference championship in its first season of membership when it defeated East Tennessee St., 31-24, in Johnson City. With the title comes an automatic bid to the NCAA I-AA playoffs (the first automatic bid for Georgia Southern), where the top-seeded advance to the quarterfinals, losing to eventual champion Youngstown St.

April 1, 1996

Assistant Athletics Director Frank Ellwood named interim head coach of the Georgia Southern Eagles following the dismissal of Tim Stowers by athletics director Sam Baker. Stowers had a 53-23 overall record in six seasons including the 1990 I-AA National Championship. Ellwood previously served as head coach at Marshall University from 1975-78 and was an assistant at Ohio State, Ohio University and the Air Force Academy.

November 14, 1996

Georgia Southern hires former assistant coach and then-Navy offensive coordinator Paul Johnson as the program's fourth head coach in the modern era. He proceeds to post a 62-10 record and wins two national championships.

September 27, 1997

Georgia Southern bounces back from a Paulson Stadium loss to No. 2 William & Mary three weeks earlier with a 37-10 win over Chattanooga. The win starts a run of 39 consecutive home wins.

November 8, 1997

The Eagles return to national prominence and the I-AA playoffs under the direction of first-year head coach Paul Johnson. Georgia Southern captures its second Southern Conference title by defeating Furman 30-13 in front of 18,269 fans at Paulson Stadium - the largest crowd to watch Eagle Football in Statesboro since Nov. 16, 1991 (a span of 39 home games). Johnson became only the second SoCon Coach to that point to win a league title in his first season.



October 17, 1998

In front of a Paulson Stadium crowd of 20,353, Georgia Southern's largest since the 1990 I-AA National Championship Game win over Nevada, the Eagles defeat Appalachian St. 37-24 and subsequently move to first place both The Sports Network and ESPN/USA Today polls.

November 7, 1998

The Eagles' 45-17 rout of Furman in Greenville earns Georgia Southern its second-consecutive Southern Conference Championship. Georgia Southern was just the third team in the 1990s to post a perfect 8-0 league record.

December 19, 1998

Georgia Southern makes its sixth NCAA Division I-AA National Championship Game appearance, falling to Massachusetts 55-43 in Chattanooga, Tennessee.

November 6, 1999

Georgia Southern records its 100th win in Paulson Stadium in just its 111th game at the 15-year old facility with a thrilling 41-38 win over Southern Conference rival Furman.

December 6, 1999

Sophomore fullback Adrian Peterson becomes the first Georgia Southern player to earn the Walter Payton Award, the honor recognizing him as the most outstanding I-AA player in the nation.

December 18, 1999

NCAA I-AA NATIONAL CHAMPIONS

Georgia Southern captures its unprecedented fifth NCAA I-AA National Championship with a runaway win over Youngstown State, 59-24. Adrian Peterson scored three touchdowns with 247 yards rushing in the game that was over at halftime.

December 16, 2000

NCAA I-AA NATIONAL CHAMPIONS

Georgia Southern wins its sixth NCAA I-AA National Championship with a 27-25 victory over Montana in Chattanooga. The Eagles withstood a late Grizzly run with Montana scoring 21 second-half points. A 57-yard touchdown run by Adrian Peterson with 11:29 remaining in the game put the Eagles ahead for good.

December 15, 2001

The Eagles' NCAA I-AA record 39-game home winning streak comes to a halt as Furman stuns Georgia Southern 24-17 during the semifinal round of the I-AA playoffs at Paulson Stadium. The loss also served as Georgia Southern's first home playoff setback after 27-straight postseason wins at home.

December 16, 2001

Less than 24 hours after suffering a devastating home playoff loss to rival Furman, Georgia Southern moves forward and prepares for the future by promoting offensive coordinator Mike Sewak to head coach after Paul Johnson accepted the position at Navy just one week earlier. The announcement is made by Georgia Southern Director of Athletics Sam Baker and welcomed by a full-capacity crowd at the Lupton Building.

November 9, 2002

Despite starting the season with an 1-3 record, first-year head coach Mike Sewak guides Georgia Southern to its sixth-straight Southern Conference Championship with a 42-21 win over Furman in Greenville.

November 5, 2005

The Eagles rallied late in the fourth quarter to defeat top-ranked Furman 27-24. That marked the first time Georgia Southern had defeated the nation's No. 1 team in a regular season game. The game was played in front of a crowd of 19,808 fans who rushed the field after the win.

December 9, 2005

In front of a large crowd at the Nessmith-Lane Continuing Education Building, Director of Athletics Sam Baker introduced Jacksonville Jaguars' linebacker coach Brian VanGorder as head coach. Prior to his year in Jacksonville, VanGorder spent four years as defensive coordinator at the University of Georgia.

January 19, 2007

Chris Hatcher is named the program's sixth full-time head coach in the modern era. Hatcher had spent the previous seven seasons as the head coach at Valdosta State.

July 21, 2007

Tracy Ham is inducted into the College Football Hall of Fame in South Bend, Indiana, becoming the first Georgia Southern player to earn the honor.

September 7, 2007

Georgia Southern unveiled the late Coach Erk Russell's name and championship jerseys to the two retired jerseys at Paulson Stadium.

October 12, 2007

The University System of Georgia approved the naming of "Erk Russell Athletic Park" in honor of Coach Russell.

December 13, 2007

Senior quarterback Jayson Foster wins the Walter Payton Award, an honor recognizing him as the most outstanding I-AA player in the nation.

November 21, 2009

Just an hour after taking a 13-6 win over The Citadel to close the 2009 season, the local media was summoned back to Bishop Field House by Athletics Director Sam Baker. Hatcher was dismissed as head coach following just the third losing season in program history.

November 29, 2009

Former Georgia Southern assistant and then-Georgia Tech offensive coordinator Jeff Monken named the seventh head coach in the modern era of Georgia Southern football.

November 6, 2010

Eagles upset No. 1-ranked Appalachian State 21-14 in overtime at Paulson Stadium to close the regular season with three-straight win and earn the program's first playoff appearance since 2005.

September 12, 2011

Georgia Southern returns to the top spot in the FCS polls following a 62-21 win over Tusculum. The Eagles earned the No. 1 ranking for the first time since October 2001.

November 23, 2013

In the Eagles' final game as a member of the FCS, Georgia Southern takes a 26-20 win over Florida in front of 82,459 fans at Ben Hill Griffin Stadium. It was the Eagles' first win over an FBS opponent.

December 24, 2014

Head coach Jeff Monken leaves Georgia Southern to take the head coach position at Army.

January 10, 2014

Willie Fritz is named the eighth head coach in the modern era of Georgia Southern Football after a four-year stay at Sam Houston State.

May 10, 2014

An expanded Paulson Stadium is christened as Spring 2014 Commencement is held. The new mid-deck expanded the stadium's capacity to 25,000 following the addition of new seating areas on the north side of the stadium.

July 1, 2014

Georgia Southern becomes an official member of the Sun Belt Conference.

September 25, 2014

The Ted Smith Family Football Center is dedicated before the Eagles take a 34-14 win over Appalachian State in front of a national television audience. The new 50,000-square-foot building, located between the east end zone and Lanier Drive, contains locker rooms, meeting spaces, coaches' offices, a strength and conditioning center, athletic training facility and equipment room.

November 29, 2014

With a 22-16 victory over UL Monroe at home, Georgia Southern captures the program's first Sun Belt Championship with a perfect 8-0 league mark.

October 29, 2015

With a 37-13 victory over Texas State at home, Georgia Southern becomes bowl eligible for the first time in program history.

December 11, 2015

Head coach Willie Fritz leaves Georgia Southern to take the head coach position at Tulane after just two years in Statesboro.

December 20, 2015

Tyson Summers is named the ninth full-time head coach in the modern era of Georgia Southern Football, coming from Colorado State where he was the defensive coordinator for a year.

December 23, 2015

Behind the leadership of interim head coach Dell McGee, Georgia Southern rolls past Bowling Green, 58-27, in the GoDaddy Bowl, the program's first bowl game.

October 22, 2017

Head coach Tyson Summers is relieved of his duties as the head coach of the Georgia Southern Eagles and assistant head coach Chad Lunsford is named the interim head coach.

November 27, 2017

Athletic director Tom Kleinlein removes the interim tag and promotes Chad Lunsford to be the 10th full-time head coach in the modern era of Georgia Southern football.

September 26, 2021

Head coach Chad Lunsford is relieved of his duties as the head coach of the Georgia Southern Eagles and assistant coach Kevin Whitley is named the interim head coach.

November 2, 2021

Athletic director Jared Benko names former USC head coach Clay Helton be the 11th full-time head coach in the modern era of Georgia Southern football.

1985 NATIONAL CHAMPIONS

Overall Record: 13-2



1985

Sept. 7	#Florida A&M	W 27-21
Sept. 14	Middle Tennessee State	L 10-35
Sept. 21	at Troy State	W 17-10
Sept. 28	at Chattanooga	W 19-14
Oct. 5	Tennessee Tech	W 34-0
Oct. 12	Bethune-Cookman	W 46-24
Oct. 26	Newberry	W 38-17
Nov. 2	at James Madison	L 6-21
Nov. 9	Central Florida	W 35-18
Nov. 16	East Tennessee State	W 46-7
Nov. 23	at South Carolina State	W 43-30
Nov. 30	^Jackson State	W 27-0
Dec. 7	^at Middle Tennessee St.	W 28-21
Dec. 14	^at Northern Iowa	W 40-33
Dec. 21	^^^ Furman	W 44-42

- at Jacksonville

^ - NCAA I-AA Playoff Game,

^^ - I-AA National Championship (Tacoma, WA)

STATISTICAL LEADERS

Rushing:

Player	ATT.	YDS.	Avg	TD
Tracy Ham	234	1131	4.8	11
Ricky Harris	145	1051	7.3	6
Gerald Harris	183	962	5.3	17

Passing:

Player	ATT.	COMP	YDS	TD
Tracy Ham	238	134	2184	15
Ernest Thompson	53	21	200	2

Receiving:

Player	REC.	YDS.	TD
Ricky Harris	29	171	0
Monty Sharpe	26	550	7



"In the **feast** that was Saturday's NCAA Division I-AA national championship, the Lamb was **excellent** but the Ham was **superb**. And Georgia Southern coach Erk Russell dined on a national championship all his own."

- Ed Hinton

The Atlanta Journal and Constitution





ERK'S EAGLES HAVE LANDED!

Georgia Southern defeats Furman 44-42 for national title
(December 21, 1985)

TACOMA, Wash. - In the greatest comeback in Football Championship Subdivision title game history, Georgia Southern rallied from a 22-point third-quarter deficit to defeat Furman 44-42 and win its first I-AA national championship. Tracy Ham hit Frank Johnson on a 13-yard scoring strike with 10 seconds left in the game to give the Eagles the victory. Ham finished the game with 419 yards passing and another 90 yards rushing. Johnson caught seven passes for 148 yards, all in the second half. Georgia Southern scored 38 points in the final 21:51 of the game to overcome a 28-6 Furman lead.

GEORGIA SOUTHERN	0	6	22	16	--	44
FURMAN	7	14	7	14	--	42

FU	1	2:50	John Bagwell 1-yd run (Keven Esval kick)
GSC	2	13:33	Tim Foley 44-yd field goal
FU	2	8:22	Bagwell 9-yd run (Esval kick)
GSC	2	3:08	Foley 33-yd field goal
FU	2	0:56	Bobby Lamb 10-yd run (Esval kick)
FU	3	10:57	Larry Grady 33-yd pass from Lamb (Esval kick)
GSC	3	6:51	Monty Sharpe 24-yd pass from Tracy Ham (Ham run)
GSC	3	4:35	Frank Johnson 40-yd pass from Ham (Foley kick)
GSC	3	2:28	Gerald Harris 52-yd run (Foley kick)
GSC	4	12:51	Herman Barron 12-yd pass from Ham (Foley kick)
FU	4	7:51	Bagwell 7-yd run (Esval kick)
GSC	4	3:37	Foley 39-yd field goal
FU	4	1:32	Bagwell 4-yd run (Esval kick)
GSC	4	0:10	Johnson 13-yd pass from Ham (kick failed)

GSC	TEAM STATS	FU
28	First Downs	28
40	Rushing Attempts	45
221	Net Yards rushing	288
419	Passing yards	210
77-640	Plays-total yards	67-498
1-9	Sacks by (-yards)	1-5
37	Pass attempts	22
23	Completions	14
1	Had Intercepted	0
1-0	Fumbles-lost	0-0
12-98	Penalties-yds	3-40
1-34	Punts-Avg.yds	4-37.7
9x16	3rd down Conversions	6x11
31:33	Time of Possession	28:27



INDIVIDUAL LEADERS

Rushing

GSC- G.Harris: 10-92/1td; Ham: 19-90.

FU- Bagwell: 15-73/4td; Jager: 8-64

Passing

GSC- Ham: 37-23-1, 419/4td. **FU**- Lamb: 22-14-0, 210/1td

Receiving

GSC- Johnson: 7-148-2; Sharpe: 3-74-1.

FU- Grady: 3-67-1; Speaks: 3-53.

Defensive Leaders

GSC- Rossignol: 3tt, 1tfl (-9), 1 sck; Durham: 8tt; Jenkins: 8tt.

FU- Blankenship: 11tt, 1tfl, (-1); Squire: 10tt.

Georgia Southern 27, Jackson State 0
Nov. 30, Allen E. Paulson Stadium, Statesboro

-First Round-

Tracy Ham and Tony Belser connected on two long touchdown passes to lead Georgia Southern to a 27-0 win over Jackson State. Ham hit Belser on a 48-yard pass early in the first quarter and a 45-yarder early in the fourth quarter to seal the victory. The defense recorded its second shutout of 1985.

The Eagles held Jackson State to just 105 yards on the ground and forced five turnovers on the afternoon, including four interceptions of Tiger quarterback Shannon Boyd. Sophomore cornerback Nay Young recorded two of those pickoffs and three pass breakups. His 43-yard return to the JSU 26-yard line on the first theft set up fullback Gerald Harris' one-yard plunge to make the score 17-0.

Georgia Southern 28, Middle Tennessee State 21
Dec. 7, Johnny Floyd Stadium, Murfreesboro, Tenn.

-Quarterfinals-

Georgia Southern scored 21 unanswered points and then held off a Middle Tennessee rally to upset the nation's No. 1-ranked team. Gerald Harris rushed for 148 yards and Tracy Ham passed for 125 yards to lead the Eagles. Defensively, Nay Young had two key interceptions to stop the Blue Raiders. The win avenged a 35-10 loss to MTSU earlier in the season.

Young's second interception of the game and fourth of the playoffs stopped the Blue Raiders deep in Georgia Southern territory late in the contest. Earlier, Young stopped an MTSU drive at the Eagle 14-yard line with 10 seconds remaining in the first half to preserve a 21-0 GSU lead at intermission.

Georgia Southern 40, Northern Iowa 33
Dec. 14, UNI Dome, Cedar Falls, Iowa

-Semifinals-

Gerald Harris rushed for 178 yards and Tracy Ham added 157 to pace the Eagles. The game had eight touchdowns and five field goals. Over 1,000 yards were amassed by the two teams and 52 first downs were recorded. There were eight lead changes in the game and only four punts in one of Georgia Southern's wildest games ever.

The Eagles rolled up 436 yards on the ground, averaging nearly nine yards per carry. Junior safety Brad Bowen picked off two Panther passes and broke up another, while recording nine tackles. Senior linebacker Charles Carper added 12 tackles.

1986 NATIONAL CHAMPIONS

Overall Record: 13-2



1986

Aug. 30	at Florida	L 14-38
Sept. 13	#Florida A&M	W 35-12
Sept. 20	at Middle Tennessee St.	W 34-31
Sept. 27	Chattanooga	W 34-14
Oct. 4	at Tennessee Tech	W 59-13
Oct. 11	Bethune-Cookman	W 52-31
Oct. 18	at East Carolina	L 33-35
Nov. 1	at Western Kentucky	W 49-32
Nov. 8	at Central Florida	W 33-23
Nov. 15	James Madison	W 45-35
Nov. 22	South Carolina State	W 28-7
Nov. 29	^North Carolina A&T	W 52-21
Dec. 6	^Nicholls State	W 55-31
Dec. 13	^at Nevada-Reno	W 48-38
Dec. 20	^^Arkansas State	W 48-21

- at Jacksonville

^ - NCAA I-AA Playoff Game,

^^ - I-AA National Championship (Tacoma, WA)

STATISTICAL LEADERS

Rushing:

Player	ATT.	YDS.	Avg	TD
Tracy Ham	288	1709	5.9	26
Gerald Harris	280	1469	5.2	28
Ricky Harris	54	556	10.3	4

Passing:

Player	ATT.	COMP	YDS	TD
Tracy Ham	243	134	2495	13
Ken Burnette	10	5	110	2

Receiving:

Player	REC.	YDS.	TD
Monty Sharpe	28	544	5
Frank Johnson	26	582	2



"Everything has just come so far so fast... Its hard to explain how I feel. I'm still in a state of shock."

- Erk Russell

Former Eagle Head Coach on winning the 1986 Championship

"I understand this is the first time anybody has **WON it back to back. When you consider our **history**, it shouldn't have happened. It was hard to believe last year and it's still hard to believe."**

- Erk Russell

Former Eagle Head Coach on winning the 1986 Championship





NATIONAL CHAMPIONSHIP SEASONS

EAGLES DO IT AGAIN!

Ham's 486 yards help Southern win title
(December 20, 1986)

TACOMA, Wash. - Tracy Ham rushed for 180 yards and three touchdowns and completed 12-of-21 passes for 306 yards and another score to lead Georgia Southern to its second consecutive I-AA national championship. Against the nation's top-rated I-AA defense, Georgia Southern gained 603 yards in total offense, 297 rushing and 306 passing (7.5 yards per play). Tim Foley set a championship game record with four field goals, all in the first half. With the win, Georgia Southern became the first school to ever win back-to-back national championships in Division I-AA.

GEORGIA SOUTHERN	10	16	15	7	--	48
ARKANSAS STATE	7	0	8	6	--	21

GSC	1	11:03	Tim Foley 20-yd field goal
GSC	1	6:08	Gerald Harris 1-yd run (Foley kick)
ASU	1	3:08	Boris Whiteside 15-yd run (Scott Roper kick)
GSC	2	13:21	Foley 30-yd field goal
GSC	2	6:53	Foley 25-yd field goal
GSC	2	1:33	Tracy Ham 25-yd run (Foley kick)
GSC	2	0:06	Foley 36-yd field goal
GSC	3	12:11	Ham 31-yd run (Herman Barron pass from Ham)
ASU	3	8:55	Safety (ball snapped out of endzone)
GSC	3	8:17	Ham 11-yd run (Foley kick)
ASU	3	5:36	Whiteside 15-yd run (pass failed)
GSC	4	10:52	Ricky Harris 79-yd pass from Ham (Foley kick)
ASU	4	5:15	Cazzy Francis 44-yd run (pass failed)

GSC	TEAM STATS	ASU
28	First Downs	21
58	Rushing Attempts	58
297	Net Yards Rushing	343
306	Passing Yards	81
80-603	Plays-Total yards	69-424
5	Sacks by (-yards)	3
22	Pass Attempts	18
12	Pass Completions	8
0	Had Intercepted	1
1-0	Fumbles-lost	4-2
11-65	Penalties-yards	5-35
4-29.5	Punts-Avg.yards	6-41.5
7x15	3rd Down Conv.	3x12
35:43	Time of Poss.	24:17



INDIVIDUAL LEADERS

Rushing

GSC- Ham: 24-180/3td; G.Harris: 22-98.
ASU- Kimble: 13-134; Whiteside: 9-88/2td

Passing

GSC- Ham: 21-12-0, 306/1td.
ASU- Brown: 18-8-1, 81

Receiving

GSC- R.Harris: 3-143-1; Sharpe: 3-67.
ASU- Tate: 2-29; Forrest: 2-18.

Defensive Leaders

GSC- Bowen: 10tt, 1pbu; Young: 8tt; Underwood: 6t, 1tfl (-1).
ASU- Fredrick: 12tt, 1tfl (-1); Withers: 10tt; Miller: 10tt.

Georgia Southern 52, North Carolina A&T 21
Nov. 29, Allen E. Paulson Stadium, Statesboro

-First Round-

Gerald Harris rushed for 181 yards and scored an NCAA I-AA playoff record five touchdowns as Georgia Southern whipped North Carolina A&T, 52-21. Harris scored on runs of 17, 7 and 9 yards in the first half. A 29-yard scamper and a one-yard plunge, both in the third quarter, capped the record-setting afternoon. The Eagles built a 31-0 halftime lead and expanded that to 38-0 before the Aggies scored midway through the third quarter.

The Eagle defense, led by Everette Sharpe's 11 tackles, limited the Aggies to 297 yards in total offense. It also forced three turnovers, including a pair of first half fumbles that resulted in 14 Eagle points.

Georgia Southern 55, Nicholls State 31
Dec. 6, Allen E. Paulson Stadium, Statesboro

-Quarterfinals-

Georgia Southern scored 28 unanswered points in the first 16 minutes of the game and then held off a furious Nicholls State rally to advance to the semifinals. Tracy Ham rushed for 191 yards on just 18 carries and scored two touchdowns while completing 11-of-19 passes for 167 yards and another score.

Defensively, the Eagles picked off five Nicholls State passes and held the Colonels to just 109 yards rushing. Southern accumulated 484 total yards.

Gerald Harris broke two I-AA playoff records during the contest - most touchdowns (eight) and most points (48). Ironically, he set both in 1985.

Georgia Southern 48, Nevada Reno 38
Dec. 13, Mackay Stadium, Reno, Nev.

-Semifinals-

Behind the running of Tracy Ham, Gerald Harris and Ricky Harris, Georgia Southern amassed a school playoff-record 613 yards in total offense in downing previously unbeaten Nevada Reno, 48-38. Ham rushed for 162 yards and two touchdowns and completed 8-of-16 passes for 147 yards and two TDs.

While the 'Hambone' offense rolled up 29 first downs and ate up 476 yards on the ground, it also converted 9-of-17 third down opportunities and totalled 36 minutes of possession time.

Gerald Harris gained 162 yards and scored two touchdowns while Ricky Harris rushed for 106 yards on just seven carries.

1989 NATIONAL CHAMPIONS

Overall Record: 15-0



1989

Sept. 2	Valdosta State	W 31-10
Sept. 9	West Georgia	W 48-7
Sept. 16	#Florida A&M	W 28-0
Sept. 21	Middle Tennessee State	W 26-0
Oct. 7	Savannah State	W 35-14
Oct. 14	at Nicholls State	W 21-13
Oct. 21	Central Florida	W 31-17
Oct. 28	at Samford	W 52-7
Nov. 4	at James Madison	W 36-21
Nov. 11	Chattanooga	W 34-13
Nov. 18	Marshall	W 63-31
Nov. 25	^ Villanova	W 52-36
Dec. 2	^ Middle Tennessee State	W 45-3
Dec. 9	^ Montana	W 45-15
Dec. 16	^^ Stephen F. Austin	W 37-34

- at Jacksonville

^ - NCAA I-AA Playoff Game

^^ - NCAA I-AA National Championship (Statesboro, GA)

STATISTICAL LEADERS

Rushing:

Player	ATT.	YDS.	Avg	TD
Joe Ross	278	1730	6.2	16
Raymond Gross	249	1086	4.4	7
Ernest Thompson	118	544	4.6	21

Passing:

Player	ATT.	COMP	YDS	TD
Raymond Gross	159	80	1469	10
Albert Huntley	20	8	138	1

Receiving:

Player	REC.	YDS.	TD
Donnie Allen	26	463	3
Terrance Sorrell	19	425	1



"We have won 15 games, capping it off with a national championship right here in our house in front of 25,000 of our fans...I'm so glad our people could see it."



- Erk Russell

Former Eagle Head Coach on winning the 1989 Championship

"They pretty well proved they have a lock on the 1-AA championship for the '80s."

- Lynn Graves

Former Stephen F. Austin Head Coach on Georgia Southern after their loss in the 1989 National Championship





NATIONAL CHAMPIONSHIP SEASONS

EAGLES PACK JACKS

Dowis' 20-yard field goal nips SFA
(December 16, 1989)

STATESBORO, Ga. - Junior Mike Dowis booted a 20-yard field goal with 1:41 remaining to cap Georgia Southern's 15-0 season, the first by a college team in modern football history. The Eagles, before a record crowd of 25,725 at Paulson Stadium, rallied to capture their third Division I-AA championship in five years. Junior quarterback Raymond Gross brought Southern back from two seven-point deficits in the final 15 minutes. Junior fullback Joe Ross of Augusta carried 31 times for 152 yards and scored once. Gross rushed for 103 yards and passed for 113. Lumberjack quarterback Todd Hammel threw five interceptions, the fourth to free safety Taz Dixon at the SFA 30. Nine plays later, Dowis provided the margin of victory. Sophomore Kevin Whitley made 10 tackles for the Eagles, while junior Giff Smith and senior Darrell Hendrix contributed eight each.

STEPHEN F. AUSTIN	7	10	10	7	--	34
GEORGIA SOUTHERN	14	6	0	17	--	37

GSC	1	10:41	Raymond Gross 34-yd run (Mike Dowis kick)
GSC	1	7:58	Terrence Sorrell fumble recovery in endzone (Dowis kick)
SFA	1	0:19	Todd Hammel 1-yd run (Chuck Rawlinson kick)
SFA	2	8:50	Larry Centers 12-yd pass from Hammel (Rawlinson kick)
GSC	2	4:27	Dowis 30-yd field goal
GSC	2	0:21	Dowis 37-yd field goal
SFA	2	0:00	Rawlinson 53-yd field goal
SFA	3	11:19	Rawlinson 53-yd field goal
SFA	3	5:27	Joe Bradford 7-yd pass from Hammel (Rawlinson kick)
GSC	4	14:57	Joe Ross 2-yd run (Dowis kick)
SFA	4	12:32	Centers 46-yd pass from Hammel (Rawlinson kick)
GSC	4	5:58	Ernest Thompson 1-yd run (Dowis kick)
GSC	4	1:41	Dowis 20-yd field goal

SFA	TEAM STATS	GSC
18	First Downs	21
32	Rush Attempts	66
74	Net Yards Rushing	274
303	Passing Yards	113
73-422	Total Plays-yards	81-387
1-12	Sacks by (-yards)	2-25
41	Pass Attempts	15
15	Pass Completions	7
5	Had Intercepted	0
0-0	Fumbles-lost	4-1
6-56	Penalties-yards	2-20
4-26.0	Punts-Avg. Yards	6-39.2
6x15	3rd Down Conv.	9x20
26:50	Time of Poss.	33:10



INDIVIDUAL LEADERS

Rushing

GSC- Ross: 31-152/1td; Gross: 26-103/1td.

SFA- Centers: 22-63; Landry: 3-15.

Passing

GSC- Gross: 15-7-0,113/0td.

SFA- Hammel: 40-15-5,303/3td.

Receiving

GSC- Miller: 2-53; Sorrell: 2-29.

SFA- Bradford: 4-102-1; Centers: 2-58-2.

Defensive Leaders

GSC- Whitley: 10tt, 1tfl (-7), 1int; Hendrix: 9tt, Dixon: 7tt, 1int.

SFA- Temple: 14tt, 2tfl (-6), 1sck; Owens: 11tt.

Georgia Southern 52, Villanova 36
Nov.25, Allen E. Paulson Stadium, Statesboro

-First Round-

Junior fullback Joe Ross of Augusta rushed for 190 yards as the Eagles defeated Villanova 52-36 in first round action at Paulson Stadium.

Ross scored on runs of 11 and 39 yards in the second half as Southern pulled away from the Yankee Conference co-champions - after typically trailing at intermission. Wildcat quarterback Kirk Schulz passed for 232 yards and two TDs the first 30 minutes as his team built a 21-13 lead.

Then came quarter No. 3 and the Eagles ripped off 25 unanswered points. Georgia Southern scored on its first four possessions to grab a 38-21 advantage with 5:00 remaining. The barrage was capped by Raymond Gross' nifty swing pass to Darryl Hopkins, who went 64 yards. Southern added 14 points in the fourth quarter. Its final score came on Rodney Oglesby's 32-yard interception return, marking the third time in three weeks that an Eagle defensive back had returned a pass theft to paydirt.

Georgia Southern 45, Middle Tennessee State 3
Dec. 2, Allen E. Paulson Stadium, Statesboro

-Quarterfinals-

Junior quarterback Raymond Gross passed for two touchdowns and ran for another and senior linebacker Bart Hughes scored on a 20-yard blocked punt return as Georgia Southern socked Middle Tennessee State 45-3 at Paulson Stadium. The victory was Southern's 35th straight at home, a national I-AA record.

Second team fullback Lester Efford gained a career-best 123 yards on 21 carries. He replaced starter Joe Ross late in the first quarter. Ross picked up 34 yards on 10 attempts before a right knee injury forced him to the sidelines.

Chuck McClurg's block of a Chuck Daniel punt and Hughes' subsequent ramble to the end zone put Southern ahead to stay with 7:56 left in the first quarter.

Georgia Southern 45, Montana 15
Dec. 9, Allen E. Paulson Stadium, Statesboro


-Semifinals-

Junior quarterback Raymond Gross completed 7 of 10 passes for a career-high 180 yards and two touchdowns and slotbacks Ernest Thompson, Karl Miller and Darryl Hopkins rushed for one score each as Georgia Southern blitzed Montana 45-15 in I-AA semifinal action at Paulson Stadium.

For the second straight week, Southern struck for a season-high 31 first-half points.

1990 NATIONAL CHAMPIONS

Overall Record: 12-3



1990

Sept. 1	Valdosta State	W 17-10
Sept. 8	at Middle Tennessee State	L 13-16
Sept. 15	at Florida State	L 6-48
Sept. 22	Eastern Kentucky	L 34-42
Sept. 29	Northeast Louisiana	W 33-14
Oct. 6	at Marshall	W 17-14
Oct. 20	at Central Florida	W 38-17
Oct. 27	Savannah State	W 54-7
Nov. 3	James Madison	W 31-13
Nov. 10	at Chattanooga	W 23-20
Nov. 17	Samford	W 31-24
Nov. 24	^The Citadel	W 31-0
Dec. 1	^Idaho	W 28-27
Dec. 8	^Central Florida	W 44-7
Dec. 15	^^Nevada	W 36-13

^ - NCAA I-AA Playoff Game

^^ - NCAA I-AA National Championship (Statesboro, GA)

STATISTICAL LEADERS

Rushing:

Player	ATT.	YDS.	Avg	TD
Joe Ross	261	1131	4.3	17
Lester Efford	136	588	4.3	4
Karl Miller	54	379	7.0	1

Passing:

Player	ATT.	COMP	YDS	TD
Raymond Gross	233	137	2058	13
Albert Huntley	8	6	117	1

Receiving:

Player	REC.	YDS.	TD
Karl Miller	48	585	5
Terrance Sorrell	29	673	5



"They have a pretty good ball club but we had a **better defense** and something else they didn't have: the **desire to win**. You can measure people's heights and weights and speeds, but you can't measure wants and the size of someone's **heart**. That's what made the difference for us today."

- Steve Bussoletti
Defensive End for the 1990 Eagles



GSU: CHAMPIONS AGAIN

Eagles Claim Fourth I-AA Title
(December 15, 1990)

STATESBORO, Ga. - Quarterback Raymond Gross rushed for a game-high 145 yards and the Georgia Southern defense rose to the occasion with a crucial goal line stand early in the third quarter as the Eagles captured their fourth national championship in six years. Trailing 14-6 to open the second half, Nevada drove 74 yards in 14 plays to the Eagle 1-yard line. The Wolfpack was stuffed on four consecutive plays before Kevin McKelvie missed a 24-yard field goal. GSU answered with a pair of Darryl Hopkins touchdown runs to take a comfortable 27-6 lead midway through the final period. After Hopkins' contributions, the Eagles added a 41-yard Mike Dowis field goal and closed the contest when true freshman defensive end Alex Mash returned a Chris Vargas pass 15 yards for a touchdown.

NEVADA	3	3	0	7	--	13
GEORGIA SOUTHERN	7	7	6	16	--	36

GSU	1	11:34	Joe Ross 14-yd run (Mike Dowis kick)
UNR	1	5:05	Kevin McKelvie 37-yd field goal
GSU	2	2:38	Raymond Gross 8-yd run (Dowis kick)
UNR	2	0:03	McKelvie 44-yd field goal
GSU	3	2:23	Darryl Hopkins 3-yd run (kick failed)
GSU	4	14:52	Hopkins 18-yd run (Dowis kick)
UNR	4	6:22	Ross Ortega 3-yd pass from Chris Vargas (McKelvie kick)
GSU	4	1:06	Dowis 41-yd field goal
GSU	4	0:44	Alex Mash 15-yd interception return (kick failed)

UNR	TEAM STATS	GSU
21	First Downs	20
33	Rush Attempts	58
56	Net yards Rushing	323
265	Passing yards	69
86-321	Total plays-yards	63-392
1-4	Sacks by (-yards)	4-34
53	Pass Attempts	5
27	Pass Completions	2
2	Had Intercepted	0
1-1	Fumbles-lost	5-4
10-77	Penalties-yards	8-66
6-38.8	Punts-Avg.yards	2-37
9x20	3rd Down Conv.	8x12
34:30	Time of Poss.	25:30



INDIVIDUAL LEADERS

Rushing

GSU- Gross: 31-145/1td, Hopkins: 5-86/2td.
UNR- Whalen: 24-71.

Passing

GSU- Gross: 5-2-0,69/Otd.
UNR- Gatlin: 32-17-0, 156; Vargas: 21-10-2, 109/1td.

Receiving

GSU- Sorrell: 1-49; Miller: 1-20.
UNR- Ortega: 10-82-1, Taylor: 5-67.

Defensive Leaders

GSU- Oglesby: 9tt; Whitley: 6tt; West: 6tt, 1tfl (-2).
UNR- Clifton: 18tt, 1sck; Buddy: 6tt, 1tfl (-1).

Georgia Southern 31, The Citadel 0 Nov. 24, Allen E. Paulson Stadium, Statesboro -First Round-

The Eagles limited The Citadel to 8 second-half yards in a 31-0 first round rout of the Bulldogs. As The Citadel's potent wishbone attack came to a screeching halt, GSU broke open a 10-0 halftime advantage with a 35 yard scoring pass from Raymond Gross to Terence Sorrell and TD runs by Karl Miller and Lester Efford. Gross completed 10-of-13 passes for 173 yards. Joe Ross led all rushers with 84 yards on 23 carries and scored Southern's first TD.

After the Gross to Sorrell pass capped Southern's initial series of the second half, Kevin Whitley intercepted a Jack Douglas pass at the GSU 48. Miller highlighted a 52-yard, 8-play drive with a 20-yard scoring run. Efford's 7-yard effort topped an eight-play, 72-yard scoring drive.

Georgia Southern 28, Idaho 27 Dec. 1, Allen E. Paulson Stadium, Statesboro -Quarterfinals-

Middle linebacker Eugene Hayes' recovery of a fumble at the Eagle 23-yard line with 2:27 remaining halted a possible game-winning Idaho drive and Georgia Southern escaped with a 28-27 quarterfinal win over the Vandals.

After the Eagles took a seemingly commanding 21-7 lead with 53 seconds left in the first half on a 3-yard TD run by Raymond Gross, Idaho countered with 17 unanswered points for a 24-21 advantage. Gross connected with Karl Miller from 9-yards out late in the third quarter for what proved to be the deciding points.

GSU surrendered a season-high 528 yards total offense. Vandal quarterback Steve Nolan riddled the Eagle defense with 372 yards on a then-stadium record 32 completions (43 attempts), while Roman Carter led all rushers with 124 yards on 23 carries. Idaho passed the Eagle 30-yard line on three of its first four possessions, but came away empty.

Georgia Southern 44, Central Florida 7 Dec. 8, Allen E. Paulson Stadium, Statesboro -Semifinals-

A swarming defense slammed the door on Central Florida in the second half while the offense ripped off 35 unanswered points as GSU coasted in the semifinals.

The Knights took an overdose of Southern's defensive front, whose pressure forced 10 sacks. UCF also saw enough of quarterback Raymond Gross, who threw for two touchdowns in the decisive second half.

Georgia Southern limited Central Florida to 81 yards total offense in the second half. The Knights generated just 6 rushing yards and 75 passing yards in the game's final 30 minutes. Joe Ross led all rushers with 72 yards while Karl Miller covered a career-high 111 yards on five catches.

1999 NATIONAL CHAMPIONS

Overall Record: 13-2 (7-1 SoCon)



1999

Sept. 4	Fayetteville State	W 76-0
Sept. 11	• at Wofford	W 55-14
Sept. 18	at Oregon State	L 41-48
Sept. 25	• Chattanooga	W 49-10
Oct. 2	• at VMI	W 62-0
Oct. 9	• Western Carolina	W 70-7
Oct. 16	• at Appalachian State	L 16-17
Oct. 23	• The Citadel	W 34-17
Oct. 30	• at East Tennessee State	W 55-6
Nov. 6	• Furman	W 41-38
Nov. 13	at Jacksonville State	W 51-14
Nov. 27	^Northern Arizona	W 72-29
Dec. 4	^Massachusetts	W 38-21
Dec. 11	^Illinois State	W 28-17
Dec. 20	^^Youngstown State	W 59-24

• Southern Conference game
 ^ - NCAA I-AA Playoff Game
 ^^ - NCAA I-AA National Championship (Chattanooga, TN)

STATISTICAL LEADERS

Rushing:

Player	ATT.	YDS.	Avg	TD
Adrian Peterson	353	2704	7.7	40
Greg Hill	224	1529	6.8	22
J.R. Revere	60	452	7.5	10

Passing:

Player	ATT.	COMP	YDS	TD
Greg Hill	128	72	1461	11
J.R. Revere	35	16	198	1

Receiving:

Player	REC.	YDS.	TD
Chris Johnson	28	496	4
Dedric Parham	22	391	2



**“Top to bottom,
I don’t see any
weaknesses, so I’m sure it
matches up to any championship
team.”**

- Jim Tressel
Former Youngstown State
Head Coach

**“They run the option the
way it’s supposed to be run.”**

- Dennis Erickson
Former Oregon State Head Coach





NATIONAL CHAMPIONSHIP SEASONS

MISSION ACCOMPLISHED

Eagles Capture Unprecedented Fifth National Title
(December 18, 1999)

CHATTANOOGA, Tenn. - Georgia Southern waited a year to redeem itself in the Division I-AA championship. Once the game started, the Eagles ended the suspense by halftime.

Adrian Peterson rushed for a championship game-record 247 yards on 25 carries and scored three touchdowns as Georgia Southern scored 28 unanswered points in the second quarter and routed Youngstown State 59-24 becoming the first team to win five I-AA titles. The Walter Payton Award winner scored on runs of 3, 22 and 1 yards. Youngstown State, which came in with a defense that had been giving up just 166 yards rushing per game, couldn't contain I-AA's best rushing offense. The Eagles got 210 of their record-638 yards rushing in the second quarter and finished with 655 yards of offense compared to 338 for Youngstown State.

The Penguins kept pace with Georgia Southern by scoring on their first two drives. Then Peterson got Georgia Southern going - putting the Eagles ahead to stay at 14-10 with 10:25 left in the second quarter on his first TD of the game.

It was a showdown between I-AA's two best teams. Youngstown State had won more games (100) than any other I-AA program this decade and Georgia Southern came in with more playoff victories than any other I-AA program. The two programs also came in with four I-AA championships each.

GEORGIA SOUTHERN	10	28	7	14	--	59
YOUNGSTOWN STATE	7	7	3	7	--	24

GSU	1	10:20	Chris Chambers 25-yd field goal
YSU	1	4:51	Adrian Brown 2-yd run (Mark Griffith kick)
GSU	1	2:51	Greg Hill 42-yd run (Chambers kick)
YSU	2	14:34	Jeff Ryan 3-yd run (Griffith kick)
GSU	2	10:25	Adrian Peterson 3-yd run (Chambers kick)
GSU	2	9:05	Bennie Cunningham 57-yd run (Chambers kick)
GSU	2	5:27	Peterson 22-yd run (Chambers kick)
GSU	2	2:09	Anthony Williams 72-yd punt return (Chambers kick)
YSU	3	4:47	Griffith 30-yd field goal
GSU	3	3:05	Peterson 1-yd run (Chambers kick)
GSU	4	9:57	Mark Myers 5-yd run (Chambers kick)
GSU	4	7:13	J.R. Revere 66-yd run (Chambers kick)
YSU	4	3:48	Brown 1-yd run (Griffith kick)

GSU	TEAM STATS	YSU
24	First Downs	17
59	Rush Attempts	44
638	Net yards Rushing	163
17	Passing yards	175
63-655	Total plays-yards	64-338
7-46	Sacks by (-yards)	0-0
4	Pass Attempts	20
1	Pass Completions	11
0	Had Intercepted	1
1-0	Fumbles-lost	1-0
9-82	Penalties-yards	3-11
1-25.0	Punts-Avg.yards	7-36.0
8x12	3rd Down Conv.	1x11
27:47	Time of Poss.	32:13



INDIVIDUAL LEADERS

Rushing

GSU- Peterson: 25-247/3td, Cunningham: 4-129/1td, Hill: 14-111/1td. **YSU**- Brown: 22-160/2td.

Passing

GSU- Hill: 4-1-0-17

YSU- Ryan: 20-11-1-175

Receiving

GSU- Parham: 1-17. **YSU**- Ray: 4-90, Giles: 2-46, Williams: 2-14.

Defensive Leaders

GSU- Pesqueira: 11tt, 3 tfl (-22), 3 sck; Thompson: 11tt, 1int; Neese: 9tt, 1tfl (-13), 1 sck.

YSU- Johnson: 8tt; Vecchione: 6tt, 1tfl (-3); Swan: 6tt, 1tfl (-3).

Georgia Southern 72, Northern Arizona 29

Nov. 27, Allen E. Paulson Stadium, Statesboro

-First Round-

Greg Hill ran for four touchdowns and threw for two more as second-seeded Georgia Southern routed 15th-seeded Northern Arizona 72-29 in the opening round of the NCAA Division I-AA playoffs. The senior quarterback had 206 yards rushing and scored on runs of 5, 10, 32 and 73 yards. He was 4-of-6 passing for 100 yards and connected with Dedric Parham on a 13-yard score and Andre Weathers on a 73-yard bomb.

After a 7-7 deadlock at the end of the opening quarter, the Eagles exploded for 23 unanswered points to take a 30-14 halftime lead. Southern outscored the Lumberjacks 42-15 in the final half, including a 21-0 run in the third quarter, for the win.

GSU fullback Adrian Peterson rushed for 134 yards and scored on a 1-yard plunge. Georgia Southern set a then-new I-AA playoff record with 568 rushing yards and a school record with the most points in a post season game ever.

Georgia Southern 38, Massachusetts 21

Dec. 4, Allen E. Paulson Stadium, Statesboro

-Quarterfinals-

Adrian Peterson rushed for 333 yards on 32 carries and scored five touchdowns as second-seeded Georgia Southern downed Massachusetts 38-21 in the NCAA Division I-AA quarterfinals.

The sophomore fullback's performance set a new NCAA Division I-AA playoff rushing record, shattering the previous mark of 250 yards by Northeast Louisiana's Greg Robinson in 1992. Peterson, who battled a severe chest cold all afternoon, had three 25-yard touchdown runs as well as a 3-yarder and a 9-yarder.

Georgia Southern (10-2) took a slim 10-7 lead at halftime but outscored the Minutemen (9-4) 21-14 in the second half to secure the victory and successfully avenge a 55-43 loss to UMass in the 1998 National Championship game. The Eagles, who surrendered 303 rushing yards to the Minutemen in '98, allowed just 81 ground yards on 37 attempts - an average of just 2.2 yards per rush.

Georgia Southern 28, Illinois State 17

Dec. 11, Allen E. Paulson Stadium, Statesboro

-Semifinals-

Adrian Peterson rushed for 183 yards and scored three touchdowns to lead Georgia Southern to a 28-17 victory over Illinois State in the Division I-AA semifinals. The win enabled the Eagles to advance to the I-AA National Championship game for the seventh time in 15 years.

Peterson scored on runs of 1 and 2 yards late in the second quarter to break a 7-7 tie and added a 10-yarder in the fourth to clinch the victory. The 1999 Walter Payton Award winner also surpassed the 100-yard rushing mark for the 29th consecutive time.

Georgia Southern held the Redbirds to 69 yards rushing while rolling up 363. Eagle quarterback Greg Hill rushed for 80 yards and one touchdown. He also was 3-of-7 passing for 76 yards and one interception.

2000 NATIONAL CHAMPIONS

Overall Record: 13-2 (7-1 SoCon)



2000

Sept. 2	at Georgia	L 7-29
Sept. 9	Johnson C. Smith	W 57-12
Sept. 16	• Wofford	W 24-17
Sept. 23	• at Chattanooga	W 31-10
Sept. 30	• VMI	W 56-3
Oct. 7	• at Western Carolina	W 42-24
Oct. 14	• Appalachian State	W 34-28
Oct. 21	• at The Citadel	W 27-10
Oct. 28	• East Tennessee State	W 42-7
Nov. 4	• at Furman	L 10-45
Nov. 11	Elon	W 32-9
Nov. 25	^McNeese State	W 42-17
Dec. 2	^Hofstra	W 48-20
Dec. 9	^at Delaware	W 27-18
Dec. 16	^^Montana	W 27-25

• Southern Conference game
 ^ - NCAA I-AA Playoff Game;
 ^^ - NCAA I-AA National Championship (Chattanooga, TN)

STATISTICAL LEADERS

Rushing:

Player	ATT.	YDS.	Avg	TD
Adrian Peterson	338	2056	6.1	19
J.R. Revere	262	976	3.7	16
Mark Myers	54	689	12.8	2

Passing:

Player	ATT.	COMP	YDS	TD
J.R. Revere	176	91	1639	13
Melvin Cox	2	1	12	1

Receiving:

Player	REC.	YDS.	TD
Chris Johnson	42	988	10
Andre Weathers	22	273	1






“Once they get in the playoffs, they understand that it’s win or go home...They understand that better than anyone in the country.”

- Louis Ivory
Former Running Back at Furman University

“They played with a lot of heart and brought this championship to us.”

- Paul Johnson
Former Eagle Head Coach on the 2000 Championship Team





NATIONAL CHAMPIONSHIP SEASONS

BELIEVED IT, ACHIEVED IT

Peterson's Run Halts Grizzly Comeback Hopes
(December 16, 2000)

CHATTANOOGA, Tenn. - Adrian Peterson rushed for 148 yards and Georgia Southern withstood a fourth quarter rally by Montana to win the 2000 NCAA I-AA National Championship 27-25 at Finley Stadium. The national championship is the second straight for Georgia Southern and its sixth in school history. With a 20-3 lead midway through the third quarter, Georgia Southern's national championship hopes appeared solid. But Montana scored on three consecutive possessions to take a 23-20 lead. The Eagles answered on their first play from scrimmage when Peterson broke-off tackle for 57 yards and a touchdown to put GSU back in front, 27-23. Ryan Hadden ended one Montana drive in the fourth quarter with an interception while two other drives ended in loss of downs. In addition to Peterson's rushing efforts, quarterback J.R. Revere completed 5 of 8 passes for 113 yards. Georgia Southern built its 20-3 lead on a fumble recovery in the end zone by James McCoy that gave the Eagles a 7-0 lead just 1:41 into the game. Revere then hit Chris Johnson with a 49-yard scoring pass late in the first quarter for a 13-0 advantage. After a Montana field goal cut the lead to 13-3, Peterson scored the first of his two touchdowns on a 1-yard run just 33 seconds before halftime.

GEORGIA SOUTHERN	13	7	0	7	--	27
MONTANA	3	0	6	16	--	25

GSU	1	13:19	James McCoy fumble recovery in endzone (Scott Shelton kick)
GSU	1	2:57	Chris Johnson 49-yd pass from J.R. Revere (kick failed)
UM	1	1:07	Chris Snyder 38-yd field goal
GSU	2	0:33	Adrian Peterson 1-yd run (Shelton kick)
UM	3	3:41	Etu Molden 17-yd pass from John Edwards (kick failed)
UM	4	14:36	Vince Huntsberger 65-yd run (kick failed)
UM	4	11:53	Yo Humphery 2-yd run (Humphery pass from Edwards)
GSU	4	11:29	Peterson 57-yd run (Shelton kick)
UM	4	0:15	TEAM safety (Shelton tackled in end zone)

GSU	TEAM STATS	UM
14	First Downs	28
51	Rush Attempts	36
277	Net yards Rushing	211
113	Passing yards	276
59-390	Total plays-yards	88-487
2-12	Sacks by (-yards)	1-7
8	Pass Attempts	52
5	Pass Completions	29
0	Had Intercepted	2
4-2	Fumbles-lost	2-1
8-60	Penalties-yards	5-36
6-39.2	Punts-Avg.yards	4-28.8
3x12	3rd Down Conv.	5x14
27:39	Time of Poss.	32:21

INDIVIDUAL LEADERS

Rushing

GSU- Peterson: 23-148/2td, Myers: 3-74, Weathers: 3-59.

UM- Humphery: 26-119/2td, Huntsberger: 1-65/1td, Edwards: 4-24.

Passing

GSU- Revere: 8-5-0, 113/1td.

UM- Edwards: 42-24-1, 211/1td, Miller: 9-5-1, 65.

Receiving

GSU- C. Johnson: 4-110-1, Peterson: 1-3.

UM- Farris: 7-82, Humphery: 7-63, Molden: 5-65-1, Hancock: 5-26.

Defensive Leaders

GSU- Rainey: 13tt, 1pbu; Hadden: 8tt, 1int, 1pbu; Youngblood: 8tt, 1tfl (-3), 1ff; Pesqueira: 7tt, 1tfl (-5), 1sack.

UM- DeCoite: 10tt, 2tfl (-12), 1sack, 1ff; Boomer: 8tt, 1tfl (-3), 1fr; Petek: 8tt, 2tfl (-9); Young: 6tt, 1tfl (-1); Brannon: 5tt, 1tfl (-3), 1fr.



Georgia Southern 42, McNeese State 17
Nov. 25, Allen E. Paulson Stadium, Statesboro

-First Round-

Georgia Southern scored 21 unanswered points in the third quarter to break away from McNeese State and roll to a 42-17 win in the opening round of the I-AA playoffs.

Adrian Peterson rushed for a season-high 203 yards and one touchdown after a near-month layoff. Andre Weathers added touchdown runs of 23 and 19 yards while J.R. Revere rushed for 157 yards and two scores and was 6-of-13 through the air for 110 yards with one TD. In all, GSU amassed 589 yards of total offense including 479 on the ground.

After trailing 17-14 at the half, Revere engineered a 12-play, 75-yard drive which gave the Eagles a 21-17 lead at the 9:57 mark. Weathers took an option pitch for a 23-yard score five plays after he had converted a crucial 4th-and-4 situation at the Eagle 43-yard line to keep the drive alive.

Georgia Southern 48, Hofstra 20

Dec. 2, Allen E. Paulson Stadium, Statesboro

-Quarterfinals-

Georgia Southern scored on six of its first nine possessions to build a 38-3 lead midway through the third quarter and turned in one of its top defensive performances of the season to blow past Hofstra 48-20 in the I-AA quarterfinals.

Adrian Peterson rushed for a game-high 146 yards while Mark Myers added 116 yards on just seven carries (16.6 ypr). In addition, J.R. Revere opened the scoring with three straight TD runs and finished with 186 total yards.

The Eagle defense held the vaunted Pride run-n-shoot offense to 65 first-half passing yards and three points.

GSU ran for 430 yards, the most allowed by Hofstra since 1998, and recorded the highest point total (48) against The Pride in eight years.

Georgia Southern 27, Delaware 18

Dec. 9, Delaware Stadium, Newark, Del.

-Semifinals-

Adrian Peterson rushed for 198 yards and a touchdown on a career-high 34 carries while Delaware failed to capitalize on four turnovers as the Eagles posted a 27-18 road victory in the NCAA I-AA semifinals. The win allowed the Eagles to advance to the I-AA National Championship game for the third consecutive year and for the eighth time in 16 years.

Andre Weathers added 122 rushing yards on just four carries yards and set up a late insurance field goal with a 58-yard scamper on a 3rd-and-9 call from the GSU 22-yard line. The Eagles piled up 381 yards on the ground against a normally-stingy Blue Hen defense that was allowing just 109.8 ypg coming into the game.

Delaware was also hurt by three missed field goals by Scott Collins, including a 32-yarder and a 22-yarder that were blocked in the second quarter by Jason Neese and Carlton Oglesby, respectively.

ALL-AMERICANS



Georgia Southern's All-Americans represent 90 men who have earned national recognition for their talents. These Eagles, with more than 200 All-America honors shared among them, are the first to give credit to their teammates – the others on the field who pushed them to excel, challenged them to rise above their competitors, and who helped Georgia Southern to victory.

With honorees at every position, our All-Americans have added to the tradition of the Georgia Southern. Their efforts and dedication have built a solid foundation on which the next era of Eagle Football may be built.



98 DARREN ALFORD

DT – Eatonton, Ga.

	AP	WC	K	FG
1988	1	1	1	1



99 VONCELLIES ALLEN

DT – Douglas, Ga.

	AP	WC	FG	SN	E/U	TC	GTE
1997					2		
1998	1		2	1	1		2
1999	1	1	3	1		1	1



6 JERMAINE AUSTIN

FB – Darien, Ga.

	AP	SN	FG	CSR
2003	2	3		
2004				3
2005	2	2	2	1



16 TYLER BASS

PK – Irmo, S.C.

	CSK
2018	2



49 RANDELL BOONE

SS – Uvalda, Ga.

	AP	SN	FG
1989	2	2	3



44 LEE BROOKS

DT – Moultrie, Ga.

	SN
1996	HM



13 A.J. BRYANT

DB – Bushnell, Fla.

	AP	SN	CSR
2004	3	3	4



96 STEVE BUSSOLETTI

DE – Gainesville, Ga.

	AP	SN	FG
1990	3	HM	3
1991	3	1	2



43 DERRICK BUTLER

LB – Orangeburg, S.C.

	CSR
2004	4



71 DORIAN BYRD

OL – Macon, Ga.

	CSM	CSN
2012	3	
2013		3



43 CHARLES CARPER

LB – Ocala, Fla.

	AP
1985	2



43 PAUL CARROLL

LB – Columbus, Ga.

	SN
1994	HM



72 JAMES CARTER

OG – Thomaston, Ga.

	FG
1986	2



45 CHRIS CHAMBERS

PK – Lawrenceville, Ga.

	SN	AP	FG
1998	2	3	HM



74 CHARLES CLARKE

C – Pace, Fla.

	AP	SN	WC	FG
2002	1	1	1	HM



3 DAVID COOL

PK – Stone Mountain, Ga.

	AP	FG	SN
1991	2	3	HM



28 CHRIS COVINGTON

DB – Lawrenceville, Ga.

	AP	SN
2007		HM
2008	2	HM



94 ERIC DAVIS

DE – Albany, Ga.

	AP	FG	SN	WC
1998	3	HM	2	1



42 NICK DAVIS

LB – Griffin, Ga.

	SN
1993	HM



85 DEXTER DAWSON

KR – Camilla, Ga.

	FG
1995	3



21 JAMES DICKERSON

SS – Bartow, Ga.

	FG
1997	HM



22 TAZ DIXON

FS – Dublin, Ga.

	AP
1989	3



33 DION DUBOSE

DE – Norcross, Ga.

	CSM
2012	3



48 CHARLIE EDWARDS

P – Tifton, Ga.

	CSN
2010	1



66 MARCELO ESTRADA

OL – Hinesville, Ga.

	SN
2007	1



9 TIM FOLEY

PK – Miami, Fla.

	AP	K	SN	WC	AFCA
1985	1				
1987	3	1	2	1	1



4 JAYSON FOSTER

QB/KR – Canton, Ga.

	AP	FG	AFCA	SN	CSR
2006			HM		
2007	1			1	1



76 DENNIS FRANKLIN

C – Loganville, Ga.

	AP	K	WC	FG	SN	AFCA
1987	1	1	1		2	1
1988	1	1	1	1		1



58 GARRETT FRYE

OT – Cumming, Ga.

	AP	SN	CSM
2012	3	3	
2013	2		1



51 SEAN GAINAY
OG – Hinesville, Ga.
AP FG SN
1989 3 1 1



1 NATE GATES
CB – Sarasota, Fla.
AP SN FG
2000 2 3 HM



67 JAMIE GLOVER
DT – Eatonton, Ga.
SN
1996 3



8 TRACY HAM
QB – High Springs, Fla.
AP FG K AFCA
1986 1 1 1 1



45 JESSE HARTLEY
PK – Eatonton, Ga.
SN
2007 HM



42 DARRELL HENDRIX
LB – Nahunta, Ga.
AP FG
1988 HM
1989 3



10 GREG HILL
QB – Sarasota, Fla.
FG SN
1998 HM
1999 HM 3



49 RONALD JOHNSON
DE – Hinesville, Ga.
SN
1992 HM



0 RAYMOND JOHNSON III
DE – Sumter, S.C.
PFF
2020 2



1 COREY JOYNER
SB – Albany, Ga.
FG
1998 HM



9 YOUNGHOE KOO
PK – Ridgewood, N.J.
PS
2016 3



27 RYAN LANGAN
LS – Cedar Rapids, Neb.
PS
2020 3



99 ALEX MASH
DT – Thomasville, Ga.
AP SN FG K AFCA WC
1992 HM 1 1
1993 1 1 1 1 1 1



58 FLINT MATTHEWS
LB – Lincolnnton, Ga.
AP
1987 1



51 WILLIAM MAXWELL
OL – Quitman, Ga.
PS
2011 2



62 RICH McGRATH
OT – Snellville, Ga.
E/U FG
1997 2
1999 3



1 JERICK McKINNON
QB – Marietta, Ga.
CSN CSJ PS
2012 1 1
2013 1 1 2



38 ERIC MENG
PK – Jupiter, Fla.
FG
1997 HM




47 JOHN MOHRING
LB – Naples, Fla.
FG SN AFCA
2005 3 3
2006 1



57 BRETT MOORE
OG – Warner Robins, Ga.
AP SN CSN WC AFCA
2010 3
2011 1 1 1 1 1



45 ADRIAN MORA
PK – Dalton, Ga.
AP PS SN PS
2010 3 4
2011 3 4



4 EARTHWIND MORELAND
CB – Atlanta, Ga.
AP FG SN
1999 3 3 3



40 DARYL MORRELL
LB – Mableton, Ga.
AP
1998 3



71 CHAD MOTTE
OG – Arab, Ala.
AP SN CSR WC
2004 2 1 2
2005 2 1 1 1



58 CHAD NIGHBERT
LB – Frankfurt, Germany
FG
1997 HM



59 REX NOTTAGE
OT – Coral Springs, Fla.
SN
1992 HM



19 RODNEY OGLESBY
CB – Swainsboro, Ga.
AP FG K WC AFCA SN
1988 HM
1990 3 2
1991 1 HM 1 1 1 1




62 RUSSELL ORR
OL – Thomasville, Ga.
SN
2007 1



44 FREDDY PESQUEIRA
DT – Acworth, Ga.
AP FG SN WC AFCA
1999 HM
2000 1 2
2001 1 1 1 1
2002 1 1 1 1 1



3 ADRIAN PETERSON
FB – Alachua, Fla.
AP AFCA SN WC FG TC E/U AAFF
1998 1 1 1 3 1
1999 1 1 1 1 1 1
2000 2 1 1 1 1
2001 1 1 2 1 3 1



91 EUGENE PHILLIPS
DT – Columbus, Ga.
AP FG
1999 3 2



62 VANCE PIKE
OT – Warner Robins, Ga.
AFCA K
1985 1 1

ALL-AMERICANS



21 LAVAR RAINEY
CB – Fort Gordon, Ga.
FG
2000 HM



9 J.R. REVERE
QB – LaGrange, Ga.
FG
2001 HM



36 JOE ROSS
FB – Augusta, Ga.
AP FG K SN AFCA
1987 3
1989 1 2 1 1 1
1990 3 HM



66 BRENT RUSSELL
DL – Madison, Ga.
AP WC PS SN CSN CSJ
2009 FOY
2010 1 1 1 2
2011 2 1 1 1 1
2012 1 1 1 1 1



5 RODERICK RUSSELL
FB – Opelika, Ala.
AP FG
1997 3 1



34 LARON SCOTT
CB/KR – Warner Robins, Ga.
AP PS CSN TSN CSN
2010 3 4
2011 4 1 2 ST-POY



95 GIFF SMITH
DE – Mableton, Ga.
AP FG WC
1988 HM 2
1989 1 2
1990 1 1 1



56 FRANKLIN STEPHENS
C – Keyville, Ga.
AP K SN AFCA
1993 3 1 2 1
1994 3 3 1



14 ROB STOCKTON
DB – Clayton, Ga.
GTE
1995 1



69 FRED STOKES
OT – Vidalia, Ga.
AP
1986 1



6 DOMINIQUE SWOPE
RB – Buford, Ga.
CSJ
2012 1



47 D.T. TANNER
LB – Atlanta, Ga.
FG
1997 HM



97 EDWARD THOMAS
LB – Atlanta, Ga.
GTE FG
1995 2
1996 1



2 KIWAUKE THOMAS
CB – Perry, Ga.
FG
1999 HM



5 ARKEE THOMPSON
FS – Savannah, Ga.
AP SN E/U TC
1998 1 1 2
1999 3



6 NAJEE THOMPSON
Special Teams – Boiling Springs, S.C.
PFN
2021 1



94 RODERICK TINSLEY
DT – Soperton, Ga.
SN
2011 3



73 ALBERT TURNER
OT – Rydal, Ga.
SN AP CSR
2004 2 3 4



52 DAKOTA WALKER
DE – Mays Landing, N.J.
SN
2008 HM



20 KINDLE VILDOR
CB – College Park, Ga.
PF
2018 2



57 RONALD WARNOCK
OT – Eastman, Ga.
AP
1987 HM



18 LAVELLE WESTBROOKS
CB – Riverdale, Ga.
PS
2013 2



4 KEVIN WHITLEY
CB – Decatur, Ga.
FG
1991 HM



19 J.J. WILCOX
S – Cairo, Ga.
CSJ
2012 1



10 CHAZ WILLIAMS
QB – Apopka, Fla.
AP FG
2002 2 HM



68 MARK WILLIAMS
OG – Albany, Ga.
AP FG SN WC E/U TC
1997 3
1998 1 1 1 1 1
1999 1 1 1 1 1



59 MATT WINSLETTE
C – Greensboro, Ga.
SN AP
1998 1 2



18 DAVID YOUNG
SS – Columbia, S.C.
FG AP SN
2001 HM
2002 HM 3 3



1 JAMES YOUNG
DB – Tampa, Fla.
CSR
2004 HM

KEY TO ALL-AMERICA TEAMS

AAFF.....	All-American Football Foundation
AFCA.....	American Football Coaches Association
AP.....	Associated Press
CSK.....	Chris Sailer Kicking
CSJ.....	College Sports Journal
CSM.....	College Sports Madness
CSN.....	College Sporting News
CSR.....	CollegeSportsReport.com
E/U.....	ESPN/USA Today
FG.....	Don Hansen's Football Gazette
GTE.....	GTE/CoSIDA Academic
K.....	Kodak
PF.....	Pro Football Focus
PFN.....	Pro Football Network
PS.....	Phil Steele
SN.....	Sports Network
TC.....	TeamLink.com
WC.....	Walter Camp
1.....	First Team
2.....	Second Team
3.....	Third Team
HM.....	Honorable Mention



ALL-CONFERENCE SELECTIONS

1993 (SoCon)

Shawn Austin..... DB ... 1st Team Coaches
 Miguel Ayoub..... OG ... 1st Team Coaches/Media
 Darius Dawson LB.... 2nd Team Coaches/Media
 Dexter Dawson..... RS.... 2nd Team Coaches/Media
 Reed Haley..... PK.... 1st Team Coaches
 Alex Mash DT.... 1st Team Coaches/Media
 Franklin Stephens OG ... 2nd Team Coaches/Media
 James Williams FB.... 2nd Team Media

1994 (SoCon)

Marco Bradham..... DB ... 2nd Team Coaches/Media
 Paul Carroll..... LB.... 1st Team Coaches/2nd Team Media
 Scott Davis LB.... 2nd Team Coaches
 Isaac Ferrell OG ... 1st Team Coaches/2nd Team Media
 Michael Morris DT.... 2nd Team Media
 Franklin Stephens C..... 1st Team Coaches

1995 (SoCon)

Marco Bradham..... DB ... 2nd Team Coaches/Media
 Dexter Dawson..... RS.... 1st Team Coaches/Media
 Jamie Glover OG ... 2nd Team Coaches/Media
 Stacy Moses OT.... 2nd Team Coaches
 Rob Stockton..... DB ... 2nd Team Coaches
 Edward Thomas..... DE.... 2nd Team Coaches
 Brancis Williams DB ... 1st Team Coaches/2nd Team Media

1996 (SoCon)

Jamie Glover OG ... 2nd Team Coaches/Media
 Roderick Russell FB.... 2nd Team Coaches/Media
 Edward Thomas..... DE.... 1st Team Coaches/2nd Team Media

1997 (SoCon)

Voncellies Allen..... NT.... 1st Team Coaches/2nd Team Media
 Eric Davis..... DE.... 2nd Team Coaches/Media
 Rich McGrath..... OT.... 1st Team Coaches/Media
 Eric Meng PK.... 1st Team Coaches/Media
 Chad Nighbert..... LB.... 2nd Team Coaches/Media
 Roderick Russell FB.... 1st Team Coaches/Media
 D.T. Tanner..... LB.... 1st Team Coaches
 Anthony D. Williams... DT.... 2nd Team Coaches
 Mark Williams OG ... 1st Team Coaches/Media
 Kenny Worob..... P..... 2nd Team Coaches/Media

1998 (SoCon)

Voncellies Allen..... NT.... 1st Team Coaches/Media
 Chris Chambers PK.... 1st Team Coaches/Media
 Grant Chesnut OT.... 2nd Team Coaches/Media
 Eric Davis..... DE.... 2nd Team Coaches/1st Team Media
 Benjy Harris..... DE.... 2nd Team Coaches/Media
 Greg Hill QB ... 1st Team Coaches/Media
 Corey Joyner..... RS.... 1st Team Media
 Corey Joyner..... SB.... 2nd Team Coaches/Media
 Rich McGrath..... OT.... 2nd Team Coaches/1st Team Media
 Earthwind Moreland .. CB.... 1st Team Coaches/2nd Team Media
 Daryl Morrell LB.... 1st Team Coaches
 Adrian Peterson..... FB.... 1st Team Coaches/Media
 Arkee Thompson FS.... 1st Team Coaches/Media
 Mark Williams OG ... 1st Team Coaches/Media
 Matt Winslette C..... 1st Team Coaches/Media

1999 (SoCon)

Voncellies Allen..... NT.... 1st Team Coaches/Media
 Chris Chambers PK.... 2nd Team Media
 Greg Hill QB ... 1st Team Coaches/Media
 Rich McGrath..... OT.... 1st Team Coaches/Media
 Earthwind Moreland .. CB.... 1st Team Coaches/Media
 Jason Neese LB.... 2nd Team Coaches/Media
 Freddy Pesqueira..... DT.... 2nd Team Coaches
 Adrian Peterson..... FB.... 1st Team Coaches/Media
 Eugene Phillips DT.... 1st Team Coaches/Media
 Kiwauke Thomas CB.... 1st Team Coaches/2nd Team Media
 Arkee Thompson FS.... 2nd Team Coaches/1st Team Media
 Mark Williams OG ... 1st Team Coaches/Media

2000 (SoCon)

Nate Gates..... CB.... 1st Team Coaches/Media
 Jason Neese LB.... 2nd Team Coaches/Media
 Freddy Pesqueira..... DT.... 1st Team Coaches/Media
 Adrian Peterson..... FB.... 1st Team Coaches/Media
 Lavar Rainey..... CB.... 2nd Team Coaches/1st Team Media

2001 (SoCon)

Jamar Jones DE.... 2nd Team Coaches
 Josh Jones OG ... 2nd Team Coaches/Media
 Robert LeBlanc..... DT.... 2nd Team Coaches
 James McCoy..... OT.... 2nd Team Coaches/Media
 Freddy Pesqueira..... DT.... 1st Team Coaches/Media
 Adrian Peterson..... FB.... 1st Team Coaches/Media
 J.R. Revere..... QB ... 1st Team Coaches/Media
 Joe Scott..... LB.... 2nd Team Media
 David Young SS.... 1st Team Coaches/Media
 James Young FS.... 2nd Team Coaches
 Michael Youngblood ... LB.... 2nd Team Coaches

2002 (SoCon)

Jermaine Austin FB.... 2nd Team Coaches/1st Team Media
 Freddy Pesqueira..... DT.... 1st Team Coaches/Media
 Charles Clarke..... C..... 1st Team Coaches/Media
 James McCoy..... OT.... 2nd Team Coaches/1st Team Media
 Joe Scott..... LB.... 1st Team Coaches/Media
 Zzream Walden SB.... 2nd Team Coaches
 Ant Williams..... RS.... 2nd Team Coaches/1st Team Media
 Chaz Williams..... QB ... 1st Team Coaches/Media
 David Young SS.... 1st Team Coaches/Media
 James Young FS.... 2nd Team Coaches

2003 (SoCon)

Jermaine Austin FB.... 1st Team Media
 Lewis Barr RS.... 2nd Team Coaches/1st Team Media
 Derrick Butler LB.... 1st Team Coaches/2nd Team Media
 Eric Hadley DT.... 2nd Team Media
 Sean Holland..... PK.... 2nd Team Media

2004 (SoCon)

Jermaine Austin FB.... 2nd Team Media
 Derrick Butler..... LB.... 1st Team Coaches/Media
 A.J. Bryant..... FS.... 1st Team Media
 Teddy Craft RS.... 2nd Team Coaches/Media
 Jonathan Dudley PK.... 1st Team Coaches/2nd Team Media
 Eric Hadley DL.... 1st Team Coaches/Media
 Dan Jordan P..... 1st Team Coaches/Media
 DeShawn Jude DL.... 2nd Team Coaches
 Terence McBride..... DB ... 1st Team Coaches
 Eric McIntire DL.... 2nd Team Coaches
 John Mohring..... LB.... 2nd Team Coaches
 Chad Motte OG ... 1st Team Coaches/Media
 Tariq Muhammad..... DB ... 2nd Team Coaches
 Travlis Sims OG ... 2nd Team Coaches
 Charrod Taylor DL.... 2nd Team Coaches
 Albert Turner OT.... 1st Team Coaches/Media
 Lance Wayne C..... 1st Team Media
 Chaz Williams..... QB ... 2nd Team Coaches/Media
 James Young FS.... 1st Team Coaches/Media

2005 (SoCon)

Jermaine Austin FB.... 1st Team Media
 Teddy Craft WR ... 2nd Team Coaches
 Terence McBride..... DB ... 1st Team Coaches/Media
 Chad Motte OG ... 1st Team Coaches/Media
 John Mohring..... LB.... 1st Team Coaches/Media
 Charrod Taylor DL ... 2nd Team Coaches/1st Team Media
 Lance Wayne C..... 2nd Team Media

2006 (SoCon)

Jayson Foster..... WR ... 1st Team Coaches
 Jayson Foster..... RS.... 2nd Team Coaches/1st Team Media
 Brandon Jackson DB ... 2nd Team Coaches/Media
 John Mohring..... LB.... 1st Team Coaches/Media
 Charrod Taylor DL.... 1st Team Coaches
 Lance Wayne C..... 1st Team Media

2007 (SoCon)

Larry Beard DE.... 1st Team Coaches/Media
 Chris Covington DB ... 2nd Team Coaches/1st Team Media
 Marcelo Estrada..... OG ... 2nd Team Coaches/Media
 Jayson Foster..... QB ... 1st Team Coaches/Media
 Jesse Hartley PK.... 2nd Team Coaches/Media
 Lamar Lewis..... RB.... 2nd Team Coaches
 Russell Orr OT.... 1st Team Coaches/Media
 Damon Suggs..... DL.... 2nd Team Coaches
 Brad Williams..... OT.... 2nd Team Coaches

2008 (SoCon)

Raja Andrews WR ... 2nd Team Media
 Chris Covington LB.... 1st Team Coaches/Media
 Dion DuBose..... LB.... All-Freshman
 Charlie Edwards P..... All-Freshman
 Dio Herrera..... OG ... 2nd Team Coaches
 Adrian Mora PK.... 2nd Team Coaches/Media
 Dakota Walker DE.... 1st Team Coaches/Media

ALL-CONFERENCE SELECTIONS/AWARDS



2009 (SoCon)

Brent Russell DL.... 2nd Team Coaches/1st Team Media
 Markeith Wylie..... DL.... 2nd Team Coaches

2010 (SoCon)

Charlie Edwards P..... 1st Team Coaches/Media
 Brett Moore..... OT.... 1st Team Coaches/2nd Team Media
 Josh Rowe LB.... 2nd Team Coaches
 Brent Russell DL.... 1st Team Coaches/Media
 Laron Scott CB.... 1st Team Coaches/Media
 RS.... 1st Team Coaches/Media
 Roderick Tinsley DT.... 2nd Team Coaches/Media

2011 (SoCon)

Robert Brown..... RB.... 2nd Team Media
 Dorian Byrd OL.... 2nd Team Coaches
 John Douglas DL.... 2nd Team Coaches/Media
 William Maxwell OL.... 1st Team Coaches/Media
 Brett Moore..... OT.... 1st Team Coaches/Media
 Adrian Mora PK.... 1st Team Coaches/Media
 Brent Russell DL.... 1st Team Coaches/Media
 Laron Scott..... CB.... 1st Team Coaches/Media
 RS.... 1st Team Coaches/Media
 Jaybo Shaw QB ... 2nd Team Coaches/Media

2012 (SoCon)

Dorian Byrd OL.... 1st Team Coaches/Media
 Logan Daves OL.... 2nd Team Media
 Dion DuBose..... DL.... 1st Team Coaches/2nd Team Media
 Darius Eubanks..... DB ... 1st Team Coaches/2nd Team Media
 Javon Mention DL.... 2nd Team Media
 Brent Russell DL.... 1st Team Coaches/Media
 J.J. Wilcox..... DB ... 1st Team Coaches/2nd Team Media

2013 (SoCon)

Dorian Byrd OL.... 1st Team Coaches/Media
 Garrett Frye..... OL.... 2nd Team Coaches/Media
 Jerick McKinnon RB.... 1st Team Coaches/Media
 Kyle Oehlbeck..... LB.... 2nd Team Coaches
 Manrey Saint-Amour OL.... 2nd Team Coaches/Media
 Deion Stanley..... DB ... 2nd Team Media
 Lavelle Westbrook..... DB ... 2nd Team Coaches/Media

2014 (Sun Belt)

Matt Breida RB.... 1st Team
 Logan Daves OL.... Honorable Mention
 Matt Dobson DB ... 2nd Team
 Kevin Ellison..... QB ... 2nd Team
 Jay Ellison..... DL.... Honorable Mention
 Garrett Frye..... OL.... 1st Team
 Edwin Jackson..... LB.... 1st Team
 Manrey Saint-Amour OL.... 1st Team
 Deion Stanley..... S..... Honorable Mention
 Antwione Williams..... LB.... Honorable Mention

2015 (Sun Belt)

Matt Breida RB.... 1st Team
 Bernard Dawson..... DL.... 2nd Team
 Jay Ellison..... DL.... 2nd Team
 Darien Foreman..... OL.... 1st Team
 Ironhead Gallon LB.... Honorable Mention

Antonio Glover DB ... 1st Team
 Derek Keaton..... RS.... 1st Team
 Andy Kwon..... OL.... 2nd Team
 L.A. Ramsby RB.... Honorable Mention
 Antwione Williams..... LB.... Honorable Mention
 Caleb Williams..... DB ... Honorable Mention

2016 (Sun Belt)

Kevin Ellison..... QB ... Honorable Mention
 Ukeme Eligwe LB.... Honorable Mention
 Ironhead Gallon LB.... 1st Team
 BJ Johnson III WR... Honorable Mention
 Darius Jones Jr..... CB.... Honorable Mention
 Younghoe Koo PK.... 1st Team
 Andy Kwon..... OL.... 1st Team

2017 (Sun Belt)

Tyler Bass PK.... 2nd Team
 Monquavion Brinson.. DB ... 2nd Team
 Wesley Fields RB.... Honorable Mention
 Logan Hunt DL.... 2nd Team
 Raymond Johnson III.. DL.... Honorable Mention
 Curtis Rainey..... OL.... Honorable Mention
 Shai Werts..... QB ... Honorable Mention

2018 (Sun Belt)

Tyler Bass PK.... 1st Team
 Monquavion Brinson.. DB ... 2nd Team
 Rashad Byrd LB.... Honorable Mention
 Jeremiah Culbreth..... OL.... 2nd Team
 Wesley Fields RB.... 2nd Team
 Logan Hunt DL.... 3rd Team
 Raymond Johnson III.. DL.... 2nd Team
 Wesley Kennedy III..... RB.... Honorable Mention
 Ty Phillips..... DL.... Honorable Mention
 Curtis Rainey..... OL.... 1st Team
 Kindle Vildor DB ... 1st Team
 Shai Werts..... QB ... Honorable Mention

2019 (Sun Belt)

Tyler Bass PK.... 2nd Team
 Monquavion Brinson.. DB ... 3rd Team
 Rashad Byrd LB.... 2nd Team
 Kenderick Duncan Jr. ... S..... 3rd Team
 Reynard Ellis..... LB.... Honorable Mention
 Raymond Johnson III.. DL.... 1st Team
 Wesley Kennedy III..... RB.... Honorable Mention
 J.D. King RB.... Honorable Mention
 Kindle Vildor DB ... 1st Team
 Shai Werts..... QB ... Honorable Mention

2020 (Sun Belt)

Anthony Beck II P..... 3rd Team
 Rashad Byrd LB.... 2nd Team
 Derrick Canteen..... CB.... 1st Team
 Aaron Dowdell OL.... 3rd Team
 Raymond Johnson III.. DL.... 1st Team
 J.D. King RB.... Honorable Mention
 Ryan Langan LS.... Honorable Mention
 Shai Werts..... QB ... Honorable Mention
 Anthony Wilson..... S..... Honorable Mention

2021 (Sun Belt)

Anthony Beck II P..... 2nd Team
 Khalil Crowder..... OL.... 3rd Team
 Aaron Dowdell OL.... Honorable Mention
 Justin Ellis DL.... Honorable Mention
 Khaleb Hood WR... Honorable Mention
 Eldrick Robinson III.... LB.... 3rd Team
 Anthony Wilson..... DB ... 3rd Team
 CJ Wright..... DL.... 2nd Team
 Logan Wright RB.... Honorable Mention

2022 (Sun Belt)

Derwin Burgess Jr..... WR... Honorable Mention
 Derrick Canteen..... CB.... 3rd Team
 Khalil Crowder..... OL.... 2nd Team
 Justin Ellis DL.... 3rd Team
 Khaleb Hood WR... 2nd Team
 Caleb Kelly OL.... 2nd Team
 Alex Raynor..... K..... Honorable Mention
 Jeremy Singleton WR... Honorable Mention
 Kyle Vantrease..... QB ... 3rd Team
 Marques Watson-Trent.. LB.... 2nd Team
 Jalen White RB.... 3rd Team
 Anthony Wilson..... DB ... Honorable Mention

SOCON OFFENSIVE PLAYER OF THE YEAR

1998..... Adrian Peterson..... RB..... Coaches/Media
 1999..... Greg Hill QB..... Coaches/Media
 2001..... Adrian Peterson..... RB..... Coaches
 2002..... Chaz Williams QB..... Coaches/Media
 2003..... Jermaine Austin RB..... Coaches/Media
 2007..... Jayson Foster..... QB..... Coaches/Media

SOCON DEFENSIVE PLAYER OF THE YEAR

1993..... Alex Mash..... DL Coaches
 2001..... Freddy Pesqueira..... DT Coaches
 2008..... Chris Covington LB Media
 2011..... Brent Russell DT Coaches/Media

SOCON FRESHMAN PLAYER OF THE YEAR

1994..... Kenny Robinson QB..... Coaches/Media
 1998..... Adrian Peterson..... RB..... Coaches/Media
 2002..... Jermaine Austin RB..... Coaches/Media
 2004..... Jayson Foster..... QB..... Coaches
 2005..... Dedrick Bynam DB..... Coaches/Media
 2011..... Dominique Swope RB..... Coaches

SOCON COACH OF THE YEAR (COACHES)

1993..... Tim Stowers
 1997..... Paul Johnson
 1998..... Paul Johnson
 2004..... Mike Sewak
 2011..... Jeff Monken

SOCON WALLACE WADE COACH OF THE YEAR (MEDIA)

1993..... Tim Stowers
 1997..... Paul Johnson
 1998..... Paul Johnson
 2011..... Jeff Monken



ALL-CONFERENCE SELECTIONS/AWARDS

SOCON JACOBS BLOCKING TROPHY

(Outstanding Offensive Lineman)

1994..... Franklin Stephens

1997..... Mark Williams

1998..... Mark Williams

2002..... Charles Clarke

SUN BELT COACH OF THE YEAR

2014..... Willie Fritz

SOCON ALL-FRESHMAN TEAM

Dion DuBose..... LB 2008

Charlie Edwards P 2008

Derek Heyden..... DB 2008

Adrian Mora PK 2008

J.B. Shippy..... LB 2008

K.R. Snipes DB 2008

Adam Urbano..... RB 2008

Patrick Barker..... WR..... 2009

Darius Eubanks..... DB 2009

Brent Russell DL 2009

Jamere Valentine..... WR..... 2009

Robert Brown..... RB 2010

Dorian Byrd OT 2010

Josh Gebhardt DE 2010

Manrey Saint-Amour..... OL 2011

Deion Stanley DB 2011

Dominique Swope..... RB 2011

Patrick Flowe..... LB 2012

Alex Hanks PK 2012

Kevin Ellison..... QB 2013

Younghoe Koo PK 2013

SUN BELT ALL-NEWCOMER TEAM

L.A. Ramsby RB 2014

Wesley Fields RB 2015

Ukeme Eligwe LB 2016

FOUR-TIME FIRST-TEAM ALL-CONFERENCE

Adrian Peterson..... RB..... 1998, 99, 00, 01

Brent Russell DL..... 2009, 10, 11, 12

THREE-TIME FIRST-TEAM ALL-CONFERENCE

Voncellies Allen..... NT..... 1997, 98, 99

Jermaine Austin RB..... 2003, 04, 05

Rich McGrath..... OT..... 1997, 98, 99

Freddy Pesqueira..... DT..... 2000, 01, 02

Mark Williams OL..... 1997, 98, 99

TWO-TIME FIRST-TEAM ALL-CONFERENCE

Matt Breida RB..... 2014, 15

Derrick Butler LB..... 2003, 04

Chris Covington DB, LB..... 2007, 08

Jayson Foster..... WR/QB 2006, 07

Greg Hill QB..... 1998, 99

Raymond Johnson III..... DE..... 2019, 20

Terence McBride..... DB..... 2004, 05

John Mohring..... LB..... 2005, 06

Brett Moore..... OT..... 2010, 11

Earthwind Moreland CB..... 1998, 99

Chad Motte OG..... 2004, 05

Laron Scott..... CB, RS..... 2010, 11

Charrod Taylor DL..... 2004, 05

Arkee Thompson FS..... 1998, 99

Lance Wayne C..... 2004, 06

Kindle Vildor..... CB..... 2018, 19

David Young SS..... 2001, 02



Adrian Peterson was inducted into the College Football Hall of Fame in 2017.

ALL-TIME LETTERMEN



A - A - A

Abraham, Jake	2014, 15, 16
Abrams, Ronnie	2002
Adam, Tim	1984
Adams, Derek	2001
Adcock, Gavin	2020
Agnew, Terico	2010, 11, 12
Aiken, Chris	1985, 86
Akinniranye, Tobi	2009, 10
Alexander, Ross	2014, 15, 16, 17
Alford, Darren	1987, 88
Allen, Donnie F.	1986, 87, 88, 89
Allen, Donnie L.	1983, 84, 85, 86
Allen, Rob	1982
Allen, Tre	2018, 20, 21
Allen, Voncellies	1996, 97, 98, 99
Almon, Brad	1989, 90, 91
Almond, Patrick	1995
Alves, Mike	2001
Anderson, Darion	2017, 18, 19, 20
Anderson, Kevin	2003
Anderson, Michael	1997, 98, 99, 00
Anderson, Steve	1984
Anderson, T.J.	2001, 02, 03, 04
Anderson, Truman	1982
Andrews, Brandon	2002, 03, 04, 05
Andrews, Raja	2005, 06, 07, 08
Anthony, LaBaron	2018
Anthony, Warnell	1983, 84, 85, 86
Archie, Ezra	2022
Arnold, David	2008
Arnold, OJ	2022
Armout, Chris	1991, 92
Arowoselu, James	2009
Ashkouti, Chris	2006, 07
Austin, Anthony	1997
Austin, Derick	1993, 94, 95, 96
Austin, Jermaine	2002, 03, 04, 05
Austin, Shawn	1990, 91, 92, 93
Avret, Clint	1989, 90, 91
Ayoub, Miguel	1990, 91, 92, 93

B - B - B

Backer, Peyton	2019
Bagley, Jacob	2012
Bailey, Korentheus	2011
Baker Jr., Darrell	2017, 18, 19, 20, 21

Baker, Robert	1982, 83, 84
Baker, James	1991, 92
Banks, James	1997
Banks, Jeff	1983, 86, 87
Banks, Lee	2008, 09, 10
Banks, William	2012, 13
Banta, Jake	2012, 13, 14, 15
Barbour, Clint	2002, 03, 04
Barker, Brit	1982, 83
Barker, Jerry	2005, 06, 07
Barker, Josh	2008, 09
Barker, Patrick	2009, 10, 11, 12
Barney, Leander	2008
Barr, Lewis	2002, 03, 04, 05
Barras, David	1982
Barron, Herman	1984, 85, 86, 87
Barron, Maurice	1984, 85, 86
Bauerle, Magill	2018
Bass, Tyler	2016, 17, 18, 19
Battle, Anthony	1993, 94
Battle Jr., Jonathan	2012, 13, 14, 16
Baugus, Travis	2016
Beard, Larry	2005, 06, 07, 08
Beauchamp, Buddy	1982, 83, 84
Beck II, Anthony	2019, 20, 21, 22
Bell, Melvin	1982, 83, 84
Bellingrath, Bob	1998, 99
Belser, Deryl	1988, 89, 90, 91
Belser, Tristram	1994, 95, 96
Belser, Tony	1985, 86, 87, 88
Bembry, Deonta	2019, 20, 21
Benefield, Terrione	2006, 07, 08, 09
Benson, Randy	1982
Benton, Cordell	1996, 97
Behrman, Joe	2008
Berry, Michael	1988, 89, 90, 91
Bernard, Brad	1986, 87, 88, 89
Bignon, Jadwin	2007
Bing, Maurice	1995, 96
Bird, Brad	2000, 01
Birdsong, Justin	2018, 19, 20, 21, 22
Bironas, Rob	2000
Black, Bob	1982
Blaine, Anthony	2005
Blaxton, Garrett	2011
Blount, Chris	1998, 99, 00, 01
Bolen, Patrick	2006, 07, 08



OJ Arnold

Bonds, Kerry	2007, 08, 09
Bonner, Quincy	2022
Boone, Larry	1985, 86
Boone, Randall	1987, 88, 89
Bortles, Robby	1982
Bostick, Charles	1991, 92, 93, 95
Bowdry, Jay	2016, 17, 18, 19
Bowen, Alex	2021
Bowen, Brad	1983, 84, 85, 86
Bowen, Greg	1984
Bower, Harland	2006, 07, 08, 09
Boynton, Tommy	2014, 15, 17
Bozeman, Robb	2021
Bradham, Marco	1992, 93, 94, 95
Bradley, Lonnie	1985, 86
Bradley-Glenn, Todd	2017, 18, 19, 20, 22
Brantley, Bubba	1999, 00, 01
Breda, Bill	1989
Breida, Matt	2013, 14, 15, 16
Bremer, Joe	1982
Brice III, Robert	2013, 14
Bride, Tyler	2020, 21, 22
Brinson, Monquavion	2016, 17, 18, 19
Britt, Danny	1991, 92, 93, 94
Brooks, Lee	1993, 94, 95, 96
Brooks, Lewis	2005, 08
Brown, AJ	2022
Brown, Beau	1983, 84
Brown, Cam	2018, 19, 20
Brown, Charwel	2007, 09
Brown, Chris	2001
Brown, Demond	1998
Brown, Eddie	1999
Brown, Kado	2017, 18
Brown, Lamar	2009
Brown, Robert	2010, 11, 12
Brown, Ryan	2015
Brown, Tim	1987, 88, 89, 90
Browning III, Will	2019
Brownlee, Seth	2005
Bryant, A.J.	2002, 03, 04, 05
Bryant, Jonathan	2009, 11, 12, 13
Bullard, Latrell	2022
Bullock, Ken	1986, 87
Burchett, James	2000, 02, 03
Burgess, Matt	2004
Burgess Jr., Derwin	2021, 22
Burkett, Travis	1998, 99, 2000
Burnette, Chris	2008, 09
Burnette, Ken	1986, 87, 88
Burt, Charlie	1992, 93, 94
Bush, Ian	2018
Bowen, Fred	2006
Bussey Jr., William	2013, 14, 15, 16
Bussoletti, Steve	1988, 89, 90, 91
Burden, Willie	2009, 10, 11, 12
Butler, Derrick	2001, 02, 03, 04
Butler, D.J.	2018, 20
Butler Jr., Ken	2014, 15, 16
Butler, Kenny	1986, 87
Butler, Michael	2010, 11
Butler, Tray	2010, 12, 13, 14
Butler, Tony	1997, 98
Byers, Tony	1990
Bynam, Dedrick	2005, 06
Byrd, Dorian	2010, 11, 12, 13
Byrd, Rashad	2017, 18, 19, 20
Byrd, Roscoe	2015
Byrne, Ryan	2010

C - C - C

Cabral, Victor	2001, 02, 03, 04
Cade, Marcus	2001
Cain, Jerry	1982
Callaway, Justin	2007, 08
Camp, Tim	2005, 06, 07, 08
Campbell, Irving	2006, 07
Campbell, Myles	2014, 15, 16, 17
Canteen, Derrick	2020, 22
Cantrell, P.J.	2001, 02, 03, 04
Carder, Griffin	2021, 22
Carper, Charles	1983, 84, 85
Carroll, Paul	1991, 92, 93, 94
Carter, Bryce	2004
Carter Jr., Dexter	2017, 18, 19, 20, 21
Carter, Hal	1994, 95, 96, 97



Anthony Beck II

Carter, James..... 1986, 87
 Carter, James R..... 1983, 84, 85, 86
 Carter, Mike..... 1982
 Cave, Carlos..... 2010, 11, 12, 13
 Chadwick, Hunter..... 1997
 Chafin, Scott..... 1990, 91, 92, 93
 Chambers, Chris..... 1996, 97, 98, 99
 Chandler, Darren..... 1985, 86, 87
 Chapple, Lee..... 2008, 09
 Cherry, Luke..... 2012, 13
 Chesnut, Grant..... 1995, 96, 97, 98
Christensen, Bryce..... 2022
 Christopher, Roderick..... 1993
 Chubb, Henry..... 2007
 Ciarletta, Tommy..... 1983, 84
 Cigelske, Connor..... 2021
 Clark, Travis..... 2006, 07
 Clarke, Charles..... 1999, 00, 01, 02
 Clarke, Mike..... 2001
 Clayton, Roy..... 1993, 95, 96
 Clemons, Cory..... 2007
Cobb, Dalen..... 2022
 Cochran, Charles..... 1984, 86, 87
 Coen, John..... 1982
 Cofield, Tra..... 2019
 Coley, Edmund..... 1999, 00
 Collier, Chris..... 2007
 Collins, Ed..... 2014
 Collins, Kyle..... 2008, 09
 Collins, Paul..... 2000, 02, 03, 04
 Connors, Scott..... 1982
Cook, Caleb..... 2022
 Cool, David..... 1988, 89, 90, 91
 Cooper, Dreck..... 1998, 99, 00, 01
 Cooper, Deshon..... 2017, 18
 Cooper, Jakob..... 2018, 19
 Cooper, Valdón..... 2012, 13, 14
Corbett, Danny..... 2022
 Cordy, Reggie..... 2001, 02, 03
 Covington, Chris..... 2005, 06, 07, 08
 Cox, Logan..... 2020

Cox, Melvin..... 2000, 01, 02
 Craft, Teddy..... 2003, 04, 05
 Crane, Greg..... 1995, 96
 Cravey, Jay..... 1982
 Crawford, Jarrell..... 2008
 Crenshaw, Joe..... 1987, 88, 89
 Crockett, Montay..... 2013, 14, 15, 16
 Cross, Brandon..... 2019
Crowder, Khalil..... 2020, 21, 22
 Culbreth, Jeremiah..... 2015, 16, 17, 18
 Cundari, Steve..... 2007, 08
 Cunningham, Bennie..... 1996, 97, 98, 99
 Cushing, Joey..... 1991, 92, 93, 94

D - D - D

Daggett, Leonard..... 2001, 02, 03, 04
 Dam, Raul..... 1996, 97
 Daniel, Branden..... 2006, 07
 Daniels, Quaun..... 2011, 12, 14
 Danridge, Devin..... 2000
 Daves, Logan..... 2011, 12, 13, 14
 Davis, Eric..... 1997, 98
 Davis, John..... 1998
 Davis, Kevin..... 2001, 02, 03, 04
 Davis, Mark..... 1982
 Davis, Nick..... 1990, 91, 92, 93
 Davis, Oliver..... 1987
 Davis, Ri'Chard..... 2006, 07
 Davis, Scott..... 1992, 93
 Davis, Tyrell..... 2021
 Dawson, Bernard..... 2013, 14, 15, 16
 Dawson, Darius..... 1990, 91, 92, 93
 Dawson, Dexter..... 1992, 93, 94, 95
 Days, Ean..... 2014
 Dean, James..... 2012, 14, 15
 DeBartola, Blake..... 2009, 10, 11, 12
Dedman, Reid..... 2021, 22
 DeLaRosa, Chris..... 2014, 15, 16, 17
 DeMasi, Russell..... 2012
 Dereszynski, Nick..... 1990
Devine, Parker..... 2019, 20, 21, 22

Dial-Watson, Chandler..... 2021
Dial-Watson, Chase..... 2021, 22
 Dickerson, Chris..... 2005
 Dickerson, James..... 1996, 97
 Diebolt, Doug..... 1982
 Dill, Steve..... 1995, 96, 97, 98
Dirrim, Ethan..... 2022
 Dixon, Stewart..... 1993, 94, 95
 Dixon, Taz..... 1986, 87, 88, 89
 Dobson, Matt..... 2012, 13, 14, 15
 Douglas, John..... 2010, 11
 Douglas, Pat..... 1982
 Dowis, Mike..... 1988, 89, 90
Dowdell, Aaron..... 2018, 19, 20, 21
 Draughorne, Cameron..... 2005
 DuBose, Dion..... 2008, 09, 10, 12
 Dudley, Jonathan..... 2003, 04, 05, 06
 Duncan Jr., Kenderick..... 2018, 19, 20
 Dunmon, Trey..... 2008
 Dupree, Joe..... 1992, 93, 94
 Durden, Tim..... 1987
 Durham, Danny..... 1983, 84, 85, 86
 Duvall, Marcus..... 2010, 11
 Dye, Jim..... 1982, 83

E - E - E

Earwood, Jason..... 2003, 04, 05, 06
 Eaves, Edward..... 1985, 86
 Eberly, Eric..... 1989
 Echols, Brandon..... 2006, 08
 Ecton, Lane..... 2017, 18, 19
 Edwards, Charlie..... 2008, 09, 10, 11
 Edwards, Jake..... 2017, 18, 19
 Edwards, Lawrence..... 2018, 19
 Edwards, Phillip..... 2007
 Edwards III, Michael..... 2021
 Efford, Lester..... 1988, 89, 90, 91
 Eichler, Rod..... 1986, 87
 Ejike, Justice..... 2011, 12, 13, 14
Ellis, Justin..... 2020, 21, 22
 Ellis, Reynard..... 2019

Eligwe, Ukeme..... 2016
 Ellington, Willie..... 1994, 95, 97
 Ellison, Jay..... 2013, 14, 15, 16
 Ellison, Kevin..... 2013, 14, 15, 16
 Estrada, Marcelo..... 2005, 06, 07
 Eubanks, Darius..... 2009, 10, 11, 12
 Evans, Jeff..... 1982, 83, 84, 85
 Everett, Dietrich..... 1997, 98, 99, 00

F - F - F

Farmer, Markus..... 2011, 12
 Felton, Darrian..... 2007, 08
Ferguson, Jon..... 2020, 21, 22
 Ferrell, Isaac..... 1991, 92, 93, 94
 Few, Daniel..... 2009
 Ficklin, Willando..... 1989, 91, 92
 Fields, Wesley..... 2015, 16, 17, 18
 Findley, Terance..... 1990
 Fineran, Daryl..... 1982
 Flowe, Patrick..... 2012, 14, 15
 Flowers, Jared..... 2009, 10
 Flowers, Walter..... 1993
 Flynn, Matt..... 2014, 15, 16, 17
 Foley, Tim..... 1984, 85, 86, 87
 Fouts, Henry..... 1982
 Ford, Hakim..... 2001, 02
 Foreman, Darien..... 2012, 13, 14, 15
 Fortune, Obe..... 2017, 18
 Foster, Jayson..... 2004, 05, 06, 07
 Fountain, Cole..... 2007, 08, 09
 Fraley, Shafton..... 1991, 92, 93, 94
 Franklin, Dennis..... 1985, 86, 87, 88
 Franklin, Jonathan..... 1996, 98
Free, Wylan..... 2022
 Freeman, Cherard..... 1996, 97, 98, 99
 Freeman, John..... 2016
 Freeman, Sean..... 2017, 18
 Frye, Garrett..... 2011, 12, 13, 14

G - G - G

Gaddy, Sean..... 2014, 15, 16
 Gainey, Sean..... 1986, 87, 88, 89
 Gallon, Ironhead..... 2012, 14, 15, 16
Galloway, JT..... 2022
 Galvin, Bo..... 2006, 07
 Garland, Reggie..... 1994, 95, 96, 97
 Garrett, Monteo..... 2017, 18
 Gates, Nate..... 1999, 00
 Gebhardt, Josh..... 2010, 11, 12, 13
 Gehrsitz, Tim..... 2003, 04
 George, Ryan..... 2014, 15
 Geter, Keith..... 1986, 87
 Giacomarro, Charlie..... 2006, 07
 Giboney, Pierce..... 2004, 07
 Giddens, Kevin..... 1984
 Giles, Mark..... 1988, 89, 90, 91
 Gilmore, Miguel..... 2010, 11
 Gilstrap, Thomas..... 1982
 Gjone, James..... 1995, 96
 Glenn, D'Ondre..... 2017
 Glenn, Kevon..... 2021
 Glover, Antonio..... 2013, 14, 15
 Glover, Jamie..... 1993, 94, 95, 96
 Godfrey, Demarcus..... 2015, 17
 Godsey, Justin..... 2000, 01
 Gordon, Brent..... 2009
 Gordon, Curtis..... 1988, 89, 90, 91



Justin Ellis

ALL-TIME LETTERMEN



Gore, Milton 1985, 86
 Gorsuch, Jeff 1982
 Gourdeau, Paul 2010
 Govan, Nardo 2013, 14, 15, 16
 Grace, Audrell 1998
 Grace, Dawayne 2006
 Grall, Drake 2018
 Gray, Chris 2010, 12
 Gray, Herman 1990
 Gray, Jamel 2014
 Gray, Sean 2006, 07
Green, Gerald 2020, 21, 22
 Green, Ricory 2006
 Greer, Billy 2010, 11
 Greer, Melvin 2005
 Gregory, Clinton 1992, 93
 Griffin, Quan 2018
 Griffin, Randy 1982
 Griffin, Tre 2013, 15, 16
 Gross, Raymond 1987, 88, 89, 90

H - H - H

Hadden, Ryan 1997, 99, 00
 Hadley, Eric 2001, 02, 03, 04
 Hadley, Robert 1993, 94, 95
 Hagan, Austin 2012
 Haley, Reed 1992, 93, 94
 Ham, Tracy 1983, 84, 85, 86
 Hames, Travis 2000, 01, 02, 03
 Hamilton, Mike 2007
 Hammock, Bryan 1984
 Hancock, Chase 2019, 20
 Hanks, Alex 2012, 13, 14, 15
 Haralson, Shawn 1989, 90, 91, 92
 Hardison, Winston 1999, 00, 01, 02
 Hardee, Rafael 2013
 Harley, Vegas 2013, 14, 15, 16
 Harper, Clint 1984
 Harrell, Neil 2009
 Harris, Alfonza 1993, 94
 Harris, Benjy 1997, 98
 Harris, Jr., Chris 2017, 18, 19, 20
 Harris, Gerald 1983, 84, 85, 86
 Harris, Jack 1988, 89, 90
 Harris, Ricky 1983, 84, 85, 86
 Harris, Thevenn 2003, 04
 Harrow, Dante 1997, 98, 99

Hartley, Jesse 2007, 08
 Harvey, Cossie 1994, 95, 96, 97
 Harvin, Terry 1987, 88, 89, 90
 Hastings, Gib 1982
 Hawkins, Jason 2007
 Hay, Brennan 1999
 Hayes, Eugene 1989, 90, 91
 Hayes, Nathaniel 1982, 83, 84
 Haynie, Joe 2007, 08
 Heard, Da'Quan 2013, 15
 Heard, Kevin 2000, 01
 Hendrix, Darrell 1987, 88, 89
 Henry, Malik 2015, 16, 17
 Henton, Antonio 2008
 Herold, Trey 1984, 85
 Herrera, Dio 2006, 07, 08
 Herrington, Virgil 1992
 Heyden, Derek 2008, 09, 10, 11
 Hickey, Nico 2008, 09, 10, 11
 Hickey, Noah 2015
 Hicklin, Tay 2012, 13, 14, 15
 Hicks, Ken 1984
 Higdon, Shannon 2003, 04
 Hill, Carson 2006, 07, 08, 10
 Hill, Greg 1996, 97, 98, 99
 Hitson, Alton 1992, 93
 Hodge, David 1984, 85, 86, 87
 Holbrook, Bruce 1984, 85, 86, 87
 Holland, Sean 2003
 Holmes, Chad 1992, 93, 94, 95
 Holt, Ben 1982, 83, 84
Hood, Khaleb 2019, 20, 21, 22
 Hopkins, Charlie 2002, 03, 04, 05
 Hopkins, Darryl 1988, 89, 90, 91
 Horne, Dallas 1999, 00
 Howard, Gabe 2021
 Howard, Quan 2016
Howell, Justin 2022
 Hudson, Don 1990, 91, 92
 Huggins, Irving 2013
 Hughes, Bart 1987, 88, 89
 Hull, Tyrone 1984, 85, 86, 87
 Hunt, Hughie 1992, 93, 95
 Hunt, Logan 2015, 16, 17, 18
 Hunt Jr., Maurice 2012, 13, 14, 15
 Hunt, Torrance 2013
 Hunter, Donte 2000



Raymond Gross

Hunter, Trey 2001, 02, 03, 04
 Huntley, Albert 1988, 89, 90
 Hutchinson, Kevin 1983

I - I - I

Irby, Eric 2000, 01, 02, 03

J - J - J

Jackson, Brandon 2006, 07
 Jackson, Edwin 2011, 12, 13, 14
Jackson, Jalen 2020, 21, 22
 Jackson, Javon 2020
 Jackson, Jermaine 1992, 93
Jackson, Khadry 2021, 22
 James, Marvin 1996, 97, 98
 Jefferson, Devron 2003, 04
 Jefferson, Lyon 2004, 05, 07
 Jenkins, Jessie 1982, 83, 84, 85
 Jensen, Dane 2004, 05, 06, 07
 Jiles, Tom 1996, 97, 98, 99
 Hughes, Eddie 1982, 83, 84, 85
Johnson, Beau 2020, 21, 22
 Johnson, Brad 1997, 98, 99
 Johnson, Chris 1997, 98, 99, 00
 Johnson, Cy 1983
 Johnson, Frank 1985, 86, 87, 88
 Johnson, Jamal 2013, 14, 15, 16

Johnson, Jarmarcus 2006, 07
 Johnson III, BJ 2013, 14, 15, 16
 Johnson III, Raymond 2017, 18, 19, 20
 Johnson Jr., Andrew 2021
 Johnson Jr., George 2017
 Johnson, Ronald 1990, 91, 92
 Johnson, Titus 1997, 98, 99, 00
 Johnson, Willie 2000
 Johnston, Gip 1982
 Jones, Anthony 2008
Jones, Amare 2021, 22
 Jones, Carter 2008, 09, 10, 11
 Jones Jr., Darius 2013, 14, 15, 16
 Jones, George 1988, 89
 Jones, Jamar 1998, 99, 00, 01
 Jones, Josh 2000, 01
 Jones, Riyahd 2011
 Jordan, Daniel 2004, 05, 06, 07
Jordan, Tyler 2022
 Josue, Benz 2018, 20, 21
 Joyner, Corey 1996, 97, 98
 Joyner, Kris 1992, 93
 Jude, DeShawn 2002, 03, 04

K - K - K

Kearney, Carl 2001, 02, 03
 Kearns, Nick 1998, 99, 00, 01
 Keaton, Derek 2014, 15
Kelly, Caleb 2017, 18, 20, 21, 22
 Kelly, Ryan 2005
 Kennedy III, Wesley 2017, 18, 19, 20
 Kerfoot, Jimmy 1982, 83
 Keyes, A.K. 2002, 03
 Kimbrell, Curtis 1989, 90
 King, J.D. 2019, 20
 King, Jerome 1987
 King, Josh 2011
 King, Roger 2004
 Kitchen Jr., Ephraim 2020
 Klugey, Raymond 2011, 12, 13, 14
 Koo, Younghoe 2013, 14, 15, 16
 Kranz, Brian 2004, 05
 Krueger, Justin 2008, 09
 Kwon, Andy 2013, 14, 15, 16



Khaleb Hood

L - L - L	
Lamar, Hunter	2013, 14
Lane, Brandon	2012
Langan, Ryan	2017, 18, 19, 20
Langemeier, Logan	2020, 21, 22
Langston, Mark	2021, 22
Lantz, Michael	2022
LaRocco, Tom	1998, 99, 00
LaRoche, Matt	2020
LaSalle, Scott	1982, 83, 84
Layson, Brett	2008, 09, 10
LeBlanc, Michael	1993
LeBlanc, Robert	1998, 99, 00, 01
Lester, Terry	1993
Lee, Allen	2013
Lee, Jeff	1982, 83
Lee, Wesley	1985, 86
Leeds, Jarrod	2019
Lester Jr., Evan	2022
Lewis, Darius	2020, 21
Lewis, David	2006, 07, 08, 09
Lewis, DeVonte	2014
Lewis, Dylan	2020
Lewis, Lamar	2006, 07
Liptrot, Jessie	2016, 17, 18, 19
Little, Delano	1983, 84, 85, 86
Locke, Robert	2000, 01, 02, 03
Locke, Trevon	2022
Lokey, Scott	1982
Logan, Ron	1995
Lomastro, Steve	1982, 83
Lonas, Zach	2010, 11, 12, 13
Long, Larry	2005
Longoria, Ryan	2014, 15
Lord, Will	2002
Los, Johnny	2004
Lovett, Brian	1996, 97
Lovett Jr., Will	2021
Loving, Jonathan	2007, 08, 09
Lowe, Billy	2007
Lucky, Jawaun	2010

M - M - M	
Mack, Basail	1996, 97, 99, 00
Malone, Chris	1996, 97
Magaña, Max	2015, 16
Mann, Brandavious	2008, 09, 10, 11
Marshall, Jay	1985, 86, 87, 88
Martin, Javonte	2010, 12, 13
Mash, Alex	1990, 91, 92, 93
Matthew, Christian	2016
Matthews, Flint	1985, 86, 87
Mattingly, Evan	2007, 08, 09, 10
Maxwell, Shane	1988, 89, 90, 91
Maxwell, William	2008, 09, 10, 11
Maye, Kameron	2014
Maynard, Marquice	2004, 05, 06
Mcafee, JJay	2021, 22
McBride, Mel	1991
McBride, Terence	2002, 03, 04, 05
McBurnett, Trevor	2011, 12, 13, 14
McCloud, LJ	2022
McClurg, Chuck	1988, 89, 90, 91
McCoy, James	1999, 00, 01, 02
McCray, A.J.	2008, 10, 11, 12
McCray, Steve	1987
McCutchen, Reggie	2003, 04, 05, 06
McDevitt, Patrick	1982, 83
McGee, Zyon	2019, 20, 21, 22
McGhee, Alonzo	1988, 89, 90
McGinley, Chip	1989
McGrady, Derrick	1990, 91
McGrath, Rich	1996, 97, 98, 99
McGriff, Lionel	2007
McIntire, Eric	2001, 02, 03, 04
McIntosh, Michael	2006, 07, 08
McKenzie, Emory	2019
McKinnon, Jerick	2010, 11, 12, 13
McMillan, Jesse	2000, 01, 02, 03
Mears, Mike	1983
Meng, Eric	1995, 97
Mention, Javon	2010, 11, 12, 13
Meyers, Justin	2022

Michaud, Mark	2017, 18, 19
Middlebrooks, Corey	1998, 99, 00, 01
Middleton, Ken	2005
Miller, Brian	2018, 20, 21, 22
Miller, Garry	1987, 88
Miller, Karl	1987, 88, 89, 90
Miller, Rasheed	2022
Mohring, John	2003, 04, 05, 06
Montford, Renard	2004, 05, 06
Moon, Joshua	2016, 17, 18
Moore, Brett	2010, 11
Moore, Robert	1993, 95, 96
Mora, Adrian	2008, 09, 10, 11
Moreland, Earthwind	1996, 97, 98, 99
Morgan, Ashley	1997, 98
Morgan, Kinte	1996
Morrell, Daryl	1997, 98
Morris, Brad	1984, 85, 86, 87
Morris, David	2007
Morris, Jackson	2014, 15
Morris, Michael	1991, 92, 93, 94
Morse, Kevin	1990, 91
Moses, Stacy	1992, 93, 94, 95
Mosley, Miller	2020
Motte, Chad	2002, 03, 04, 05
Mouzon, Phillip	2000
Muhammad, Tariq	2002, 03, 04, 05
Murphy, Jermaine	2007
Murphey, Richard	2005
Murray, Malik	2018, 19, 20
Murray, R.J.	2015, 16, 17
Mutimer, Jim	1988, 89, 90, 91
Myers, Mark	1999, 00, 01, 02

N - N - N	
Natson, Tony	1982
Nash, J.T.	2005, 07
Neese, Jason	1998, 99, 00
Newby Jr., Derrick	2019
Nighbert, Chad	1994, 95, 97
Nobles, Derrick	1999, 00

Nolley, Brandon	2009
Norris, Vincent	1992
Northrup, Ryan	2015, 16, 17
Norton, Don	1990, 91
Nottage, Rex	1989, 90, 91, 92
Nowicki, Ryan	2013, 14, 15

O - O - O	
O'Babatunde, Sam	2014
Odoms, Terrence	1991, 92
Oglesby, Carlton	2000, 01
Oglesby, Rodney	1988, 89, 90, 91
Oehlbeck, Kurt	2014, 15
Oehlbeck, Kyle	2010, 11, 12, 13
O'Neil, Chris	1999, 00, 01
Orr, Russell	2004, 05, 06, 07
Owens, Derrick	1999, 00, 01, 02
Owens, Terry	1999

P - P - P	
Pace, Treun	2020
Parham, Dedric	1996, 97, 98, 99
Parham, Kel	2013
Parker, Austin	2020
Parker, Pat	1984, 85, 86, 87
Parr, Patrick	1989, 90
Parrish, Henry	1992
Parrish, Rusty	1989, 90, 91, 92
Parsons, Shane	1983
Pasco, Darrell	2008, 09
Patterson, Kevin	1998, 99
Payne, Steve	1991, 92, 93
Peacock, John	1996, 97

Pearson, Jordan	2022
Peeples, Cole	2012, 14
Pelkisson, Sean	2020, 21
Perkins, Dexter	1992
Perry, Rick	1982, 83
Pesqueira, Freddy	1999, 00, 01, 02
Peterson, Adrian	1998, 99, 00, 01
Petkovich, Josh	2008, 09, 11
Phillips, Eugene	1996, 97, 98, 99
Phillips, Fernando	2004
Phillips, Ty	2017, 18, 19
Pike, Vance	1983, 84, 85
Plant, Thomas	1994
Porter, Thomas	1984, 86, 87
Presume, Hudson	2009, 11
Pritchard, Dennis	2014
Profit, J.T.	1994
Pyron, Aaron	2020, 21

R - R - R	
Rainey, Curtis	2015, 16, 17, 18
Rainey, Lavar	1996, 97, 99, 00
Ramsby, L.A.	2014, 15, 16, 17
Randall, J.C.	2002
Ransom, Cam	2021
Ransom, Colby	2017, 18, 19
Raye, Tommy	1982
Raynor, Alex	2020, 21, 22
Reckers, Zach	2010, 11, 12
Reddick, Dusty	2004, 05, 06, 07
Reddick, Connell	2012
Rediger, Cody	2012, 13, 14, 15
Reese, Tomarcio	2017, 18
Reeves, Derrick	1994, 95, 96, 97



Jerick McKinnon

ALL-TIME LETTERMEN



Reid, Maurice 1991, 92, 93
 Renfro, Rodney..... 1983, 84
 Revere, J.R..... 1998, 99, 00, 01
Reynolds, Teva..... 2022
 Rice, Brannon..... 1989, 90, 91
 Richardson, Ellis..... 2017, 18
 Richardson, Jeff..... 1985
 Richardson, John..... 1982, 83, 84
 Richardson, Jonathan..... 1992, 93, 94, 95
 Richardson, Kregg 1992
 Richardson, Lennie..... 2008, 13, 14, 15
 Riley, Blake..... 2010, 11, 12, 13
 Rio, Matt 2001, 02, 03, 04
 Roberts, Ezekiel..... 1996, 97
 Roberts, Will..... 1994, 95
Robertson, Seth.....2020, 21, 22
 Robinson, Aundra 2001
 Robinson, Calvin 1986, 87
 Robinson, Cortez..... 1996, 97, 98, 99
 Robinson, Darreion 2009, 10, 11, 12
 Robinson, De 2002
 Robinson, Kenny 1994, 95, 96, 97
 Robinson, Leonard 1983
 Robinson II, Eldrick.....2021
 Rogers, Andrae..... 1994, 95, 97, 98
 Rogers, Chris 2007, 08
 Rogers, Christopher..... 2009, 10
 Rogers, Elliott..... 1999, 00
 Rogers, Larry 1994, 95, 97, 98
 Rogers, Marcus.....2018
 Ross, Joe..... 1987, 88, 89, 90
 Rossignol, Hugo 1982, 83, 84, 85
 Roulhac, Robert 2007
 Rountree, Darryl..... 2000
 Rowe, Josh 2009, 10, 11, 13
 Rozelle, Brandon 1990, 91, 92, 93
 Rozier, Zeke 2008, 09, 11
 Rucker, Matt.....2008

Russ, Marcus 2008
 Russell, Brent 2009, 10, 11, 12
 Russell, Roderick 1994, 95, 96, 97
 Rutledge Jr., Donald.....2019
 Rutledge, T.J..... 2002, 04, 05

S-S-S

Safford, Darius.....2013
 Saint-Amour, Manrey.....2011, 12, 13, 14
 Sam, Rayquan 2014, 15, 16
Sanders Jr., Marcus 2022
 Sanford, Dexter 1984
 Sapp, Darius 2014, 15, 16, 17
 Sasser, Boyd 2010, 11, 12
 Sazama, Tim..... 1982
 Scarborough, Hal2006
 Schuchts, Bart 1984
 Schuyler, Josh..... 2002, 03
 Scott, Adam2008
 Scott, Anthony 1998, 99, 2000
 Scott, Brian 1999
 Scott, Devin.....2011, 12, 13, 14
 Scott, Gene 1989, 90, 91
 Scott, JaBre 2003
 Scott, Joe 1999, 00, 01, 02
 Scott, Laron..... 2009, 10, 11
 Seamans, Mike..... 1982
 Sease, Gene..... 1982
 Seise, Isaiah2015
 Selbach, Eric..... 2004, 05
 Sellers, Brian..... 1993, 94
 Sewak, Nick.....2016
 Sharpe, Everett..... 1986, 87, 88, 89
 Sharpe, Monty 1983, 84, 85, 86
 Shaw, Jaybo2010, 11
 Shaw, Trevor.....2012
 Shealy, Michael.....2011, 13
 Shelton, Scott..... 1999, 00, 01, 02

Sherman, Jack..... 2002, 03, 04, 05
 Shields, David..... 1982, 83, 84
 Shippy, J.B..... 2008, 09
 Shook, Shannon 1995, 96, 97
 Showers, Kentrellis.....2011, 12, 13, 14
 Sikkelee, Paul 1989, 90, 91
 Simmons, Chevelle..... 1997, 98
 Simmons, David 1982, 83, 84
 Sims, Andre.....2015
 Sims, Machon..... 1987
 Sims, Travlis..... 2004, 05
 Singletary, Java'n2019
Singleton, Jeremy..... 2022
 Sloan, Ronald..... 1995
 Small, Carl..... 1996, 97, 98
 Smiley, Darius 2003, 04, 05, 06
 Smith, Alex.....2020
 Smith, Brandon..... 1995, 96, 97
 Smith, Danny 1989
 Smith, Emil 2020, 21
 Smith, Eric..... 1993, 94
 Smith, Giff 1987, 88, 89, 90
 Smith, Jeff 1982
 Smith, Jeremy2021
Smith, Kierron 2022
 Smith, Lucas..... 2002
 Smith, Tony 1986, 87, 88
 Smith, Trey 1988
 Smithers, Josh 1996, 97, 98, 99
Smyth, Jeffrey 2022
 Snipes, K.R..... 2008, 09, 11
 Solomon, Antonio2007
 Solomon, Shaheen 2003, 04, 05, 06
 Sorrell, Terrence 1989, 90, 91, 92
 Spalding, Matt 1988
 Spaulding, Michael2010
Springer, Dillon 2019, 20, 21, 22
 Spurgeon, Kevin..... 1982

Stalnaker, Ronnie 1996
Stampley II, Marc..... 2022
 Stanley, Deion2011, 12, 13, 14
 Stanley, Gary..... 1999
 Steele, Steve..... 2004, 05
 Stephens, Franklin 1991, 92, 93, 94
 Stephens, Tank 1984
 Stephens, Tyrone 1992, 93, 94
 Stevenson, John 2009, 10, 11, 12
 Stevenson, Tobias..... 1995, 96
 Stewart, Mike..... 1999, 00
 Stipe, Stan..... 1984, 85, 86, 87
 Stockton, Rob 1992, 93, 94, 95
 Stokes, Dion 2000, 01, 02, 03
 Stokes, Fred 1983, 84, 85, 86
 Stroud, Kyle2011
 Suaava, Marcus 2005
 Suarez, Jesse 2004, 05, 07
 Suber, Donnie..... 1989, 90
 Suggs, Damon 2005, 06, 07, 08
 Sullivan, Jevon 1995, 96, 97, 98
 Sullivan, Reggie 1991
 Sumner, Tyler 2009, 10, 11, 12
 Surrency, Ross 1987
 Swope, Dominique 2011, 12

T-T-T

Tanner, D.T..... 1994, 95, 96, 97
 Taylor, Charrod 2003, 04, 05, 06
 Taylor, Christian.....2015
 Taylor, Garryon 2007, 08, 09
 Taylor, Jimmy 1987
 Taylor, Quentin2007, 08
 Taylor, Travis 1992, 93, 95, 96
 Teal, Chris2007
 Terrell, Robert 1988
 Thatcher, Bill 1992, 93
 Thigpen, Eric 1993, 94, 95, 96
 Thomas, Brandan 2013, 14
 Thomas, Brent 2009, 11
 Thomas, Edward..... 1993, 94, 95, 96
 Thomas, Kiwaukee 1996, 97, 98, 99
 Thomas, Marc.....2008
 Thomas, Reggie..... 2004
 Thompson, Arkee 1998, 99
 Thompson, Ernest 1985, 87, 88, 89
Thompson, Joshua 2022
 Thompson, Michael..... 2004
Thompson, NaJee2018, 19, 20, 21, 22
 Thornton, Ced 1996
 Thornton, Chaz 2015, 16
 Thornton, Matt..... 1995
 Thrasher, Taqua 2000
 Tierney, Connor2013, 14
 Tinsley, Roderick 2008, 09, 10, 11
 Tobler, Xavier.....2013
 Tomlin, Justin..... 2019, 20, 21
 Townsend, Tim 1990
 Townsend Jr., Shelby2017
 Treadwell, Derrick 1996
 Turner, Albert2002, 03, 04
 Turner, Dominic..... 1992, 93
 Turner, Dylan.....2014
 Turner, Joe..... 2005
 Turner, Lance..... 2004, 05, 06
 Turner, Wes..... 2003, 04, 06
 Tuter, Gino..... 1999, 00



Dillon Springer

Tutt, Recio 1996
 Tuttle, Joey 2004, 05, 06, 07
 Turner, Dylan 2013
 Twiggs, Sammy 1987, 88, 89

U - U - U

Underwood, Robert 1984, 85, 86, 87
 Urbano, Adam 2008, 09
 Upshaw, Favian 2014, 15, 16

V - V - V

Valentine, Jamere 2009
Vantrease, Kyle **2022**
Varner, Kristian **2022**
 Veal, Michael 2008, 10
 Vildor, Kindle 2016, 17, 18, 19
 Vliem, Traver 2017, 18, 19

W - W - W

Wade, Jr., Randy 2018, 19, 20, 21
 Wagner, Mike 1985, 86, 87, 88
 Waiters, Stedman 2019
 Walden, Zream 1999, 2000, 01, 02
 Walker, Craig 1985, 86, 87
 Walker, Dakota 2007, 08

Walker, Grant 2018
Walker, Isaac **2022**
 Walker, Zach 2011, 12, 13, 14
 Waller, Charlie 1986, 87, 88, 89
 Ward, Jr., Alvin 2018
 Ward, Chance 1989, 90, 91
 Ward, Jeff 2013, 14, 15
 Ward, Michael 1999, 00, 01, 02
 Ward, Patrick 1982
 Ward, Theoria 1982, 83, 84
 Warnock, Ronald 1985, 86, 87
 Warren, Heath 2014
 Warthen, Marlow 1992, 93, 94, 95
 Washington, Chris 2017
 Washington, Martial 2017
 Washington, Ron 1995
 Watkins, AJ 2019, 20, 21
 Watkins, Lance 2004, 05
 Watkins, Deonte 2010, 11
 Watkins, T.J. 2004, 05, 06, 07
Watson-Trent, Marques **2020, 22**
 Watts, Austin 2007
 Wayne, Lance 2003, 04, 05, 06
 Weatherby, Martin 2011
 Weathers, Andre 1998, 99, 00, 01

Webb, E.J. 2007, 08, 09, 10
 Wells, Jason 2002
 Werts, Shai 2017, 18, 19, 20
 West, Brant 1984
 West, Calvin 2009, 10
 West, Larry 1982, 83, 84
 West, Mike 1987, 88, 89, 90
 Westbrook, Lavelle 2010, 11, 12, 13
 Wheeler, Donald 1992
 Whitaker, Aaron 2001, 02
 White, Darrius 2014, 15
 White, Eric 2002, 03, 04
White, Jalen **2021, 22**
 White, Ryan 2018, 19
 Whitehead, Jason 1989, 90
 Whitley, Kevin 1988, 89, 90, 91
 Whitton, Rob 1984, 85, 86, 87
 Wickham, Damon 1982
 Wiggins, Ronnie 2006, 07, 08, 09
 Wilcher, Brian 2010, 11, 12
 Wilcher, Brandon 2009
 Wilcox, J.J. 2009, 10, 11, 12
 Wildes, Sid 1999, 00
 Wilkerson, Jonathan 2002
 Wilkerson, Tim 1988

Willis, Darren 1991, 92, 93
 Williams, Alex 2005
 Williams, Anthony D. 1995, 97
 Williams, Anthony J. 1999, 00, 01, 02
 Williams, Antwione 2011, 12, 14, 15
 Williams, Brad 2006, 07
 Williams, Brancis 1993, 94, 95
 Williams, Brandon Lee 2008
 Williams, Britton 2021
 Williams, Caleb 2014, 15
 Williams, Chaz 2001, 02, 03, 04
 Williams, Cloise 1995, 96, 97, 98
 Williams, Derrick 1998, 99, 00, 01
 Williams, James 1991, 92, 93
 Williams, Keigan 2013, 14, 15, 16
 Williams, Mark 1996, 97, 98, 99
 Williams, Matt 1997, 98
 Williams, Myzel 2021
 Williams, Parker 2017
 Williams, Rashad 2011, 12, 13, 14
 Williams, Sammy 1982, 83
 Williams, Shannon 2002, 03, 04, 05
 Williams, Shun 2005
 Williams, Steve 2013, 14
 Williams, Tavaris 2008, 09
 Williams, Tyrre 2000
Williams, Quin **2019, 20, 21, 22**
 Williford, Mitchell 2009, 10, 11, 12
 Willingham, David 2003, 04, 05, 06
Wilson, Anthony **2020, 21, 22**
Wilson, Brandon **2021, 22**
 Wilson, Brian 1997, 98
 Wilson, Chris 1994, 95, 96, 97
 Wilson, Drew 2016, 17, 19, 20
 Wilson, John 1987, 88, 89, 90
 Wilson, Robert 1997
Wimbley, Pichon **2022**
 Wingard, Casey 2005, 07, 08
 Winslette, Matt 1995, 96, 97, 98
 Wise, Matt 2005, 06, 07
 Woodard, Terry 1983
 Woodham, Johnathan 2001, 02
 Worob, Kenny 1995, 96, 97, 98
 Worsham, Ross 1985, 86, 87, 88
 Wright, A.J. 2012
 Wright, Alvin 1984
 Wright, C.J. 2018, 19, 20, 21
 Wright, Chris 1991, 92, 93
 Wright, Justin 2000, 01, 02
Wright, Kaylen **2022**
 Wright, Logan 2018, 19, 20, 21
 Wright, Nick 2011, 12, 13, 14
 Wylie, Markeith 2008, 09

Y - Y - Y

York, Zach 2011, 12
 Yost, Zander 2014, 15
 Young, Brian 2000
 Young, David 1999, 00, 01, 02
 Young, James 2001, 02, 03, 04
 Young, Nay 1984, 85, 86, 87
 Young, Terry 1985, 86, 87, 88
 Youngblood, Michael 1999, 00, 01
 Youyoute, Ezayi 2011, 12, 14

Z - Z - Z

Zackery, Rico 2003, 04, 05, 06



Kyle Vantrease


ALL-TIME WINS/CHAMPIONSHIPS BY COACH

Coach	Years	Seasons	Overall Record	Conference Record	Titles
Erk Russell	8	1982-1989	83-22-1	N/A	1985 Division I-AA National Championship 1986 Division I-AA National Championship 1989 Division I-AA National Championship
Paul Johnson	5	1997-2001	62-10	37-4 SoCon	1999 Division I-AA National Championship 2000 Division I-AA National Championship 1997 Southern Conference Championship 1998 Southern Conference Championship 1999 Southern Conference Championship 2000 Southern Conference Championship 2001 Southern Conference Championship
Tim Stowers	6	1990-1995	51-23	15-7 SoCon	1990 Division I-AA National Championship 1993 Southern Conference Championship
B.L. "Crook" Smith	13	1929-1941	46-69-7	N/A	N/A
Jeff Monken	4	2010-2013	36-16 (&)	18-6 SoCon	2011 Southern Conference Championship 2012 Southern Conference Championship
Mike Sewak	4	2002-2005	35-14	23-7 SoCon	2002 Southern Conference Championship 2004 Southern Conference Championship
Chad Lunsford	3+*	2017-	28-21	17-14 Lunsford	Camellia Bowl Champions New Orleans Bowl Champions
Chris Hatcher	3	2007-2009	18-15	13-10 SoCon	N/A
Willie Fritz	2	2014-2015	16-7 (^)	13-2 Sun Belt	2014 Sun Belt
H.A. Woodle	2	1927-1928	11-6-1	N/A	N/A
E.G. Cromartie	3	1924-1926	7-5-1	N/A	N/A
Clay Helton	1	2022-	6-7	3-5	N/A
Tyson Summers	1+	2016-2017	5-13	4-6	N/A
Frank Ellwood	1*	1996	4-7	2-6 SoCon	N/A
Brian VanGorder	1	2006	3-8	2-5 SoCon	N/A
Kevin Whitley	-*	2021	2-6	2-5 Sun Belt	
Dell McGee	-*	2015	1-0	N/A	GoDaddy Bowl Champions

* - interim head coach

& - two wins vacated by NCAA

^ - one win vacated by NCAA





COACHING RECORDS

YEAR	COACH					GS		OPP		CONFERENCE			H	A	N	Post	Notes
		W	L	T	Pct.	Pts	Pts	W	L	Pct.							
1924	E.G. Cromartie	1	0	0	1.000	6	0	--	--	--	--	--	--	--	--	--	
1925	E.G. Cromartie	1	2	0	.333	n/a	n/a	--	--	--	--	--	--	--	--	--	
1926	E.G. Cromartie	5	3	1	.611	58	78	--	--	--	--	--	--	--	--	--	
1927	H.A. Woodle	6	1	1	.813	90	42	--	--	--	--	--	--	--	--	--	
1928	H.A. Woodle	5	5	0	.500	69	54	--	--	--	--	--	--	--	--	--	
1929	B.L. "Crook" Smith	5	2	2	.667	95	32	--	--	--	--	--	--	--	--	--	
1930	B.L. "Crook" Smith	3	4	2	.444	46	33	--	--	--	--	--	--	--	--	--	
1931	B.L. "Crook" Smith	2	6	0	.250	142	92	--	--	--	--	--	--	--	--	--	
1932	B.L. "Crook" Smith	7	3	0	.700	183	77	--	--	--	--	--	--	--	--	--	
1933	B.L. "Crook" Smith	5	4	0	.556	167	75	--	--	--	--	--	--	--	--	--	
1934	B.L. "Crook" Smith	4	6	0	.400	131	137	--	--	--	--	--	--	--	--	--	
1935	B.L. "Crook" Smith	3	3	2	.500	98	89	--	--	--	--	--	--	--	--	--	
1936	B.L. "Crook" Smith	2	9	0	.222	58	30	--	--	--	--	--	--	--	--	--	
1937	B.L. "Crook" Smith	2	9	0	.222	58	72	--	--	--	--	--	--	--	--	--	
1938	B.L. "Crook" Smith	3	5	1	.389	35	100	--	--	--	--	--	--	--	--	--	
1939	B.L. "Crook" Smith	5	5	0	.500	93	124	--	--	--	--	--	--	--	--	--	
1940	B.L. "Crook" Smith	3	5	0	.375	101	183	--	--	--	--	--	--	--	--	--	
1941	B.L. "Crook" Smith	2	8	0	.200	37	226	--	--	--	--	--	--	--	--	--	
1982	Erk Russell	7	3	1	.682	290	190	--	--	--	2-2-1	2-1	3-0	--	--	--	
1983	Erk Russell	6	5	0	.545	263	206	--	--	--	2-2	3-2	1-1	--	--	--	
1984	Erk Russell	8	3	0	.727	342	215	--	--	--	4-0	2-3	2-0	--	--	First season at Paulson Stadium	
1985 - *	Erk Russell	13	2	0	.867	460	293	--	--	--	6-1	5-1	2-0	4-0	--	National Champions	
1986 - *	Erk Russell	13	2	0	.867	619	382	--	--	--	6-0	5-2	2-0	4-0	--	National Champions	
1987 - *	Erk Russell	9	4	0	.692	283	220	--	--	--	6-0	3-3	0-1	1-1	--	NCAA Quarterfinals	
1988*	Erk Russell	12	3	0	.800	459	214	--	--	--	8-0	3-2	1-1	3-1	--	NCAA Runners-up	
1989 - *	Erk Russell	15	0	0	1.000	584	221	--	--	--	11-0	3-0	1-0	4-0	--	National Champions	
1990 - *	Tim Stowers	12	3	0	.800	436	272	--	--	--	9-1	3-2	--	4-0	--	National Champions	
1991	Tim Stowers	7	4	0	.636	257	160	--	--	--	5-1	2-3	--	--	--	--	
1992	Tim Stowers	7	4	0	.636	177	151	--	--	--	6-2	1-2	--	--	--	--	
1993 - *	Tim Stowers	10	3	0	.769	357	200	7	1	.875	7-0	3-3	--	1-1	--	SoCon Champions, NCAA Quarterfinals	
1994	Tim Stowers	6	5	0	.545	333	270	5	3	.625	4-2	2-3	--	--	--	--	
1995 - *	Tim Stowers	9	4	0	.692	294	237	5	3	.625	5-0	2-4	2-0	1-1	--	NCAA Quarterfinals	
1996	Frank Ellwood (interim head coach)	4	7	0	.364	255	295	2	6	.250	2-3	2-4	--	--	--	Interim Head Coach	
1997 - *	Paul Johnson	10	3	0	.769	423	229	7	1	.875	6-1	4-2	--	1-1	--	SoCon Champions, NCAA Quarterfinals	
1998 - *	Paul Johnson	14	1	0	.933	654	363	8	0	1.000	10-0	4-0	0-1	3-1	--	SoCon Champions, NCAA Runners-up	
1999 - *	Paul Johnson	13	2	0	.867	747	262	7	1	.875	8-0	4-2	1-0	4-0	--	National Champion, SoCon Champions	
2000 - *	Paul Johnson	13	2	0	.867	506	274	7	1	.875	8-0	4-2	1-0	4-0	--	National Champions, SoCon Champions	
2001 - *	Paul Johnson	12	2	0	.857	525	215	7	1	.889	8-1	4-1	--	2-1	--	SoCon Champions, NCAA Semifinals	
2002 - *	Mike Sewak	11	3	0	.786	493	190	7	1	.875	7-2	4-1	--	2-1	--	SoCon Champions, NCAA Semifinals	
2003	Mike Sewak	7	4	0	.636	311	232	5	3	.625	5-1	2-3	--	--	--	--	
2004 - *	Mike Sewak	9	3	0	.750	564	221	6	1	.857	5-1	4-2	--	0-1	--	SoCon Champions, NCAA Round-16	
2005 - *	Mike Sewak	8	4	0	.667	456	277	5	2	.714	5-1	3-3	--	0-1	--	NCAA Round-16	
2006	Brian VanGorder	3	8	0	.273	235	260	2	5	.286	2-5	1-3	--	--	--	--	
2007	Chris Hatcher	7	4	0	.636	402	348	4	3	.571	4-2	3-2	--	--	--	--	
2008	Chris Hatcher	6	5	0	.545	350	326	4	4	.500	2-4	4-1	--	--	--	--	
2009	Chris Hatcher	5	6	0	.454	205	303	4	4	.500	4-1	1-5	--	--	--	--	
2010 - *	Jeff Monken	10	5	0	.667	413	277	5	3	.625	4-2	6-3	--	3-1	--	NCAA Semifinals	
2011 - *	Jeff Monken	11	3	0	.786	492	330	7	1	.875	8-0	3-3	--	2-1	--	SoCon Champions, NCAA Semifinals	
2012 - *	Jeff Monken	10	4	0	.714	483	308	6	2	.750	6-1	4-3	--	2-1	--	SoCon Champions, NCAA Semifinals	
2013 - \$ ^	Jeff Monken	5	4	0	.556	232	231	4	4	.500	3-1	2-3	--	--	--	First BCS win over Florida	
2014 - &	Willie Fritz	8	3	0	.727	447	262	7	0	1.000	4-0	4-3	--	--	--	Sun Belt Champions	
2015	Willie Fritz	8	4	0	.667	416	279	6	2	.750	5-1	3-3	--	--	--	--	
2015	Dell McGee (interim for GoDaddy Bowl)	1	0	0	1.000	58	27	-	-	-	-	-	1-0	1-0	--	GoDaddy Bowl Champions	
2016	Tyson Summers	5	7	0	.417	319	318	4	4	.500	3-2	2-5	--	--	--	--	
2017	Tyson Summers	0	6	0	.000	108	208	0	2	.000	0-2	0-3	0-1	--	--	--	
2017	Chad Lunsford (interim/head coach)	2	4	0	.333	142	138	2	4	.333	1-2	1-2	--	--	--	--	
2018	Chad Lunsford	10	3	0	.769	396	280	6	2	.750	5-1	4-2	1-0	1-0	--	Camellia Bowl Champions	
2019	Chad Lunsford	7	6	0	.538	366	366	5	3	.625	5-1	2-4	0-1	0-1	--	Cure Bowl	
2020	Chad Lunsford	8	5	0	.615	354	270	4	4	.500	6-1	1-4	1-0	1-0	--	New Orleans Bowl Champions	
2021	Chad Lunsford	1	3	0	.250	66	136	0	1	.000	1-1	0-2	--	--	--	--	
2021	Kevin Whitley (interim head coach)	2	6	0	.200	118	241	2	5	.286	1-3	1-3	--	--	--	--	
2022	Clay Helton	6	7	0	.462	425	411	3	5	.375	4-2	2-4	0-1	0-1	--	Camellia Bowl	

* - Playoff Appearance

\$ - First year FBS transition, not eligible for playoffs

^ - two wins vacated by NCAA

& - one win vacated by NCAA

Bowl	Date	Opponent	Location	Result	Attendance
GoDaddy	Dec. 23, 2015	Bowling Green	Mobile, Ala.	W, 58-27	28,656
Raycom Media Camellia	Dec. 15, 2018	Eastern Michigan	Montgomery, Ala.	W, 23-21	17,710
FBC Mortgage Cure	Dec. 21, 2019	Liberty	Orlando, Fla.	L, 16-23	18,158
R+L Carriers New Orleans	Dec. 23, 2020	Louisiana Tech	New Orleans, La.	W, 38-3	3,000
Camellia Bowl	Dec. 27, 2022	Buffalo	Montgomery, Ala.	L, 21-23	15,322



2015 GODADDY BOWL

Georgia Southern 58, Bowling Green 27

Quarterback Favian Upshaw ran for a career-high 199 yards and four touchdowns, and Georgia Southern scored 35 unanswered points while rushing for 452 yards to power past Bowling Green, 58-27, in the GoDaddy Bowl on Dec. 23, 2015

in Mobile, Alabama.

It was the first bowl game in program history for Georgia Southern, which was in its second season playing FBS football and was selected for a bowl game in its first season of eligibility.

Upshaw averaged 16.5 yards on 11 carries and completed a pass for 17 yards to earn the game's overall MVP honors. Additionally, Wesley Fields (75 yards rushing, 1 TD) was named Offensive MVP, Nardo Govan (4 tackles, 1 TFL, 2 FR) was named Defensive MVP and Matt Dobson (PAT return) earned Special Teams MVP honors.



2018 RAYCOM MEDIA CAMELLIA BOWL

Georgia Southern 23, Eastern Michigan 21

Tyler Bass hit three field goals, including a 40 yarder as time expired to lift Georgia Southern to a dramatic 23-21 victory over Eastern Michigan in the 2018 Raycom Media Camellia Bowl on Dec. 15 at Cramton Bowl in Montgomery, Alabama.

The Eagles took a 17-7 lead into the break after Bass hit a 50-yard field goal as the horn sounded to end the first half, but EMU battled back in the second half.

Eastern Michigan took its first lead of the game when Mike Glass connected with Arthur Jackson on fourth and 4 from the GS 5-yard line with 3:33 left. The Eagles looked to be in trouble as time ran down, but on fourth and 10 from his own 41-yard line, quarterback and game MVP Shai Werts dropped back to pass, didn't see anyone open, made a defender miss and somehow scrambled for 29 yards and a key first down.

Wesley Fields carried the ball twice for 7 yards to get the ball to the 23-yard line and set up Bass' dramatic kick.



2019 FBC MORTGAGE CURE BOWL

Liberty 23, Georgia Southern 16

Liberty University used a strong passing game and a stifling run defense to shut down Georgia Southern en route to a 23-13 victory in the FBC Mortgage Cure Bowl at Exploria Stadium.

Flames signal caller Stephen Calvert threw for 270 yards and two scores and the Liberty offense rolled up 402 yards of total offense while GS was held to just 249 yards of total offense.

Wesley Kennedy III got the Eagles on the board with a 10-yard touchdown run off the left side on the first play of the second quarter. The Flames went right back down field on the next drive, scoring in just 1:31 when Joshua Mack took it in from 3-yards out. Tyler Bass made all three of his field goal attempts and got it to within a touchdown late, but GS couldn't get a late onside kick and the Flames ran the clock out.

Punter Anthony Beck II averaged a Southern bowl-record 48.8 yards on nine punts.



2020 R+L CARRIERS NEW ORLEANS BOWL

Georgia Southern 38, Louisiana Tech 3

Shai Werts ran for three touchdowns, and Justin Birdsong posted two of Georgia Southern's four interceptions as the Eagles topped Louisiana Tech 38-3 in the R+L Carriers New Orleans Bowl in the Mercedes-Benz Superdome.

Along with the four interceptions, the GS defense finished the day with three sacks and seven tackles for loss while allowing just 232 total yards.

Werts ran for 71 yards and threw for 126 yards, including a 65-yard touchdown pass to Khaleb Hood to give the Eagles a 14-0 lead. Birdsong's two interceptions give him three for the season, and Derrick Canteen recorded his FBS-leading sixth interception. Anthony Wilson led the Eagles with six tackles, including one for loss, and added an interception.

Gerald Green ran 16 times for 108 yards, including a 55-yard run and a 4-yard touchdown. Werts was voted MVP after accounting for four touchdowns.



2022 CAMELLIA BOWL

Buffalo 23, Georgia Southern 21

Justin Marshall caught 11 passes for 127 yards and a touchdown, and Alex McNulty kicked three second-half field goals to lead Buffalo to a 23-21 victory over Georgia Southern in the Camellia Bowl in Cramton Bowl on Dec. 27.

Kyle Vantrease completed 28 passes for 352 yards and two touchdowns, and Beau Johnson caught five passes for 118 yards. OJ Arnold ran for 68 yards, and Alex Raynor made two field goals. Khadry Jackson led the Eagle defense with 13 tackles, including 1.5 for loss, and a pass breakup.

The Eagles trailed 14-6 at halftime, but Vantrease found Joshua Thompson for a 79-yard touchdown pass and a two-point conversion to tie it up. Trailing 23-14 with six minutes to play, Vantrease hit JJay McAfee for 13-yard touchdown pass to trim the deficit to two points with 3:38 remaining.

The Eagles outgained UB 444-387, but the Bulls held the ball for 16 minutes more than the Eagles and Georgia Southern failed to score touchdowns twice inside the 5-yard line, settling for field goals both times.

LONGEST RUN FROM SCRIMMAGE: 80 yds., qb Favian Upshaw vs. Bowling Green, 2015 GoDaddy (TD)
Opponent: 52 yds., rb Travis Green, Bowling Green, 2015 GoDaddy

LONGEST PASS COMPLETION: 79 yds., Kyle Vantrease to wr Joshua Thompson vs. Buffalo, 2022 Camellia (TD)
Opponent: 75 yds., Mike Glass to wr Arthur Jackson, Eastern Michigan, 2018 Camellia (TD)

LONGEST PUNT RETURN: 23 yds., Khaleb Hood vs. Buffalo, 2022 Camellia
Opponent: 60 yds., Smoke Harris, LA Tech, 2020 New Orleans

LONGEST KICKOFF RETURN: 33 yds., Khaleb Hood vs. LA Tech, 2020 New Orleans
Opponent: 37 yds., Wayne Toussant, LA Tech, 2020 New Orleans

LONGEST INTERCEPTION RETURN: 17 yds., s Justin Birdsong vs. LA Tech, 2020 New Orleans
Opponent: 13 yds., cb Dylan Powell, Buffalo, 2022 Camellia

LONGEST PUNT: 58 yds., Anthony Beck II vs. Liberty, 2019 Cure
Opponent: 73 yds., Joe Davidson, Bowling Green, 2015 GoDaddy

LONGEST FIELD GOAL: 50 yds., Tyler Bass vs. Eastern Michigan, 2018 Camellia
Opponent: 48 yds., Alex Probert, Liberty, 2019 Cure

MOST RUSHING CARRIES: 23, rb Wesley Fields vs. Eastern Michigan, 2018 Camellia
Opponent: 27, rb Tajay Ahmed, Buffalo, Buffalo, 2022 Camellia

MOST RUSHING YARDS: 199, qb Favian Upshaw vs. Bowling Green, 2015 GoDaddy
Opponent: 123, rb Israel Tucker, LA Tech, 2020 New Orleans

MOST RUSHING TOUCHDOWNS: 4, qb Favian Upshaw vs. Bowling Green, 2015 GoDaddy
Opponent: 1, three times; last: Tajay Ahmed, Buffalo, 2022 Camellia

MOST PASSING ATTEMPTS: 45, Kyle Vantrease vs. Buffalo, 2022 Camellia
Opponent: 38, Cole Snyder, Buffalo, 2022 Camellia

MOST PASSING COMPLETIONS: 28, Kyle Vantrease vs. Buffalo, 2022 Camellia
Opponent: 21, Cole Snyder, Buffalo, 2022 Camellia

MOST PASSING YARDS: 352, Kyle Vantrease vs. Buffalo, 2022 Camellia
Opponent: 270, Stephen Calvert, Liberty, 2019 Cure

MOST TOUCHDOWN PASSES THROWN: 2, Kyle Vantrease vs. Buffalo, 2022 Camellia
Opponent: 3, Matt Johnson, Bowling Green, 2015 GoDaddy; Mike Glass, Eastern Michigan, 2018 Camellia

MOST RECEPTIONS: 7, Khaleb Hood vs. Buffalo, 2022 Camellia
Opponent: 11, Justin Marshall, vs. Buffalo, 2022 Camellia

MOST YARDS ON RECEPTIONS: 118, te Beau Johnson vs. Buffalo, 2022 Camellia
Opponent: 127, wr Justin Marshall, Buffalo, 2022 Camellia

MOST TOUCHDOWNS BY RECEPTIONS: 1, wr Montay Crockett vs. Bowling Green, 2015 GoDaddy; slot Khaleb Hood vs. LA Tech, 2020 New Orleans; wr Joshua Thompson vs. Buffalo, 2022 Camellia; wr Jjay McAfee vs. Buffalo, 2022 Camellia
Opponent: 2, wr Arthur Jackson, Eastern Michigan, 2018 Camellia

MOST YARDS TOTAL OFFENSE: 361, qb Kyle Vantrease vs. Buffalo, 2022 Camellia
Opponent: 271, Cole Snyder, Buffalo, 2022 Camellia

MOST POINTS: 24, qb Favian Upshaw vs. Bowling Green, 2015 GoDaddy
Opponent: 12, wr Arthur Jackson, Eastern Michigan, 2018 Camellia

MOST FIELD GOALS MADE: 3, Tyler Bass, vs. Eastern Michigan, 2018 Camellia; vs. Liberty, 2019 Cure
Opponent: 3, Alex McNulty, Buffalo, 2022 Camellia

MOST TACKLES: 13, lb Khadry Jackson vs. Buffalo, 2022 Camellia
Opponent: 13, lb Shaun Dolac, Buffalo, 2022 Camellia

MOST SACKS: 1.0, lb Ironhead Gallon vs. Bowling Green, 2015 GoDaddy; ilb Tomarcio Reese vs. Eastern Michigan, 2018 Camellia; de Dillon Springer vs. Liberty, 2019 Cure; olb Benz Josue vs. LA Tech, 2020 New Orleans; de Justin Ellis vs. LA Tech, 2020 New Orleans; nt CJ Wright vs. LA Tech, 2020 New Orleans
Opponent: 2.0, de Jessie Lemonier, Liberty, 2019 Cure

MOST TACKLES FOR LOSS: 2.0, ilb Reynard Ellis & de Dillon Springer vs. Liberty, 2019 Cure
Opponent: 2.0, de Jessie Lemonier, Liberty, 2019 Cure

MOST INTERCEPTIONS: 2, s Justin Birdsong vs. LA Tech, 2020 New Orleans
Opponent: 1, s Javon Scruggs, Liberty, 2019 Cure; cb Dylan Powell, Buffalo, 2022 Camellia

MOST INTERCEPTION RETURN YARDS: 27, Justin Birdsong vs. LA Tech, 2020 New Orleans
Opponent: 13, cb Dylan Powell, Buffalo, 2022 Camellia

MOST FORCED FUMBLES: 1, Najee Thompson vs. Liberty, 2019 Cure; Chase Dial-Watson vs. Buffalo, 2022 Camellia
Opponent: 1, Shaun Dolac, Buffalo, 2022 Camellia

MOST FUMBLE RECOVERIES: 2, Nardo Govan vs. Bowling Green, 2015 GoDaddy
Opponent: 1, Jalen McNair, Buffalo, 2022 Camellia

MOST KICKOFF RETURN YARDS: 34, Derek Keaton vs. Bowling Green, 2015 GoDaddy
Opponent: 42, Wayne Toussant LA Tech, 2020 New Orleans

MOST PUNT RETURN YARDS: 25, Khaleb Hood vs. Buffalo, 2022 Camellia
Opponent: 60, Smoke Harris LA Tech, 2020 New Orleans

MOST PUNTS: 9, Anthony Beck II vs. Liberty, 2019 Cure
Opponent: 6, Aiden Alves, Liberty, 2019 Cure; Jacob Barnes LA Tech, 2020 New Orleans

MOST TOUCHBACKS: 6, Younghoe Koo vs. Bowling Green, 2015 GoDaddy
Opponent: 4, Alex Probert, Liberty, 2019 Cure; Alex McNulty, Buffalo, 2022 Camellia

BEST PUNTING AVERAGE: 48.8 yds., Anthony Beck II, 2019 Cure
Opponent: 50.0 yds., Joe Davidson, Bowling Green, 2015 GoDaddy

100-YARD RUSHING PERFORMANCES: Favian Upshaw (199 yds. vs. Bowling Green, 2015 GoDaddy); Wesley Kennedy III (107 yds. vs. Eastern Michigan, 2018 Camellia); Gerald Green (108 vs. LA Tech, 2020 New Orleans)
Opponent: Frankie Hickson, Liberty (120 yds., 2019 Cure)

BLOCKED PUNTS: N/A
Opponent: Mathew Sexton, Eastern Michigan, 2018 Camellia

DEFENSIVE PATS: Matt Dobson, vs. Bowling Green, 2015 GoDaddy (Darius White blocked PAT)
Opponent: N/A

MISCELLANEOUS TOUCHDOWNS: N/A
Opponent: N/A

LONGEST TOUCHDOWN DRIVE BY GS: 95 yards vs. Eastern Michigan, 2018 Camellia
Opponent: 88 yards, by Liberty, 2019 Cure







FATHER OF GEORGIA SOUTHERN FOOTBALL

Early in 1981, the decision to begin a football program at Georgia Southern had been finalized with an exciting, but unsure future ahead.

A mid-spring day in 1981 changed all that, when Erskine "Erk" Russell called college President Dale Lick from a payphone to let him know that he would come to Statesboro. Conversations had taken place on numerous occasions, but Russell had a lot to think about. He was comfortable in Athens, about to begin his 18th season as the defensive coordinator at Georgia, but he was looking for a new challenge.

On May 23, 1981, with more than 500 fans and members of the media gathered in Hanner Fieldhouse, Georgia Southern Football announced its new head coach and Russell put the Eagles on course to become one of the elite teams in its division.

On Sept. 8, 2006, legendary coach Erk Russell passed away. His death touched not only Georgia Southern University and the Coastal Empire, but reverberated throughout the state and entire college football nation. Arguably one of the best-known people - even long past his retirement from coaching - in the state of Georgia, coach Russell was loved and respected by all.

The day before he passed away, Coach Russell spoke for nearly an hour to the Eagles, passing along stories and advice on not only football but life. That was typical of the "Father of Georgia Southern Football." He touched the lives of many, not only his players but fellow coaches and members of the community who were on hand during the ceremony celebrating his life at, where else, but Paulson Stadium.

Erk Russell's spirit lives on across the Georgia Southern campus. His vision of what could be continues to inspire the university today, as do the morals and ethics he instilled in his players and his positive impact on the community. His motto of "Do Right" are words that will be ever linked to his legacy.

Since leading the Eagle football team to its third NCAA Division I-AA national championship and retiring from coaching in December 1989, Russell gave all he could to Georgia Southern. Whether assuming chairmanship of the university's capital campaign or dousing the baseball team bus with Eagle Creek Water before its departure for the College World Series, Russell was an active and visible booster of GSU and its programs.

As a coach, Russell saved the best for last. He entered the 1989 season as America's winningest coach, orchestrator of two national championships, 68 wins and 14 All-America selections - during a seven-year period.

In the ensuing 105 days, Southern ascended to the top spot in the NCAA I-AA football poll and Russell smoked 15 victory cigars. Erk's Eagles extended Division I's longest home win streak from 26 to 37 games. Strong safety Randell Boone, free safety Taz Dixon and offensive guard Sean Gainey raised Russell's All-America count to 17. Georgia Southern gained distinction as the first 15-0 college team of that century.

Russell's final record at Georgia Southern is a remarkable 83-22-1 (.788). After the Eagles moved to Division I-AA in 1984, he fashioned a 70-14 (.825) mark. Russell averaged 10.4 wins per season.

When Georgia Southern brought football back in 1981 it looked to Russell, long-time defensive coordinator at Georgia. Russell's first Eagle team, comprised entirely of walk-on players, fashioned a 7-3-1 record in 1982. The next year, Southern went 6-5 with four of the losses by five points or less. In 1984, the Eagles entered Division I-AA and went 8-3, narrowly missing a national playoff berth. Then came consecutive 13-2 seasons and back-to-back national championships, a I-AA first. With true freshman Raymond Gross at quarterback, the Eagles advanced to the national quarterfinals in 1987 before finishing 9-4. In 1988, Southern made its third championship game appearance in four seasons, falling to Furman 17-12 in Pocatello, Idaho.

Russell, who developed a reputation as one of college football's great defensive coordinators at Georgia, put together an extraordinary offense for the Eagles. His 1986 squad led the nation in scoring (41.3 points per game), total offense (501.8 yards per game) and rushing offense (327.1). Georgia Southern was unstoppable in the playoffs during the 1986 season, averaging 50.7 points. His last Eagle team won the national rushing championship (329.2 yards per game). Southern was among the top-five teams nationally in both scoring (12.1 points) and total defense (255.9 yards) while allowing only 133 points, a school-record, and holding two opponents scoreless.

During his 17 years at Georgia, Russell molded some of the country's finest defensive teams and his Junkyard Dogs became synonymous with Bulldog football. In 1967 Georgia led the Southeastern Conference in total defense and scoring defense. The next year, Georgia topped the SEC in total defense and led the nation in scoring defense, yielding just 9.8 points per contest. In 1971, Russell's group paced the country in shutouts and finished among the nation's Top 10 in rushing defense, total defense and scoring defense. The '78 Bulldogs finished a point behind national champion Alabama in scoring defense. UGA's '79 defense forced 49 takeaways, the national high.

A native of Birmingham, Alabama, Russell held a bachelor's and master's degrees from Auburn. He played football, basketball, baseball and tennis for the Tigers, earning 10 varsity letters. Russell was the last four-sport letterman in Auburn history.

Married to Erk for 57 years, Jean Russell passed away in September 2008. The couple is survived by their two sons, Rusty and Jay.

HONORS AND AWARDS

2010

Georgia Sports Hall of Fame presents inaugural "Erk Russell Spirit Award" to recognize contributions that mirror the enthusiasm that Coach Russell brought to coaching and to all of his life's endeavors.

2007

Erk Russell Athletic Park named in his honor

1996

Inducted into the Blue-Gray Game Hall of Fame

1990

Georgia Association of Broadcasters 'Georgian of the Year'

1989

Eddie Robinson Award (symbolic of top Division I-AA coach)

Football Gazette 'Coach of the Year'

USA Today Georgia 'Coach of the Year'

USA Today Georgia 'Coach of the Decade'

Kodak-American Football Coaches Assoc. I-AA 'Coach of the Year'

Georgia Sports Hall of Fame 'Coach of the Year'

1988

Georgia Sports Hall of Fame 'Coach of the Year'

1987

Inducted into the Georgia Sports Hall of Fame

1986

Kodak-American Football Coaches Assoc. I-AA 'Coach of the Year'

Washington, D.C., Touchdown Club I-AA 'Coach of the Year'

Football News 'Coach of the Year'

Chevrolet-CBS Sports I-AA 'Coach of the Year'

Atlanta Touchdown Club 'Coach of the Year'

Macon Touchdown Club 'Coach of the Year'

100% Wrong Club of Atlanta 'Coach of the Year'

Georgia Sports Hall of Fame 'Coach of the Year'

Statesboro Rotary Club 'Man of the Year'

1985

Georgia Sports Hall of Fame 'Coach of the Year'

Football News 'Coach of the Year'

ABC-TV 'Coach of the Year'

Washington, D.C., Touchdown Club I-AA 'Coach of the Year'

1984

Georgia Sports Hall of Fame 'Coach of the Year'

HEAD COACHING RECORD

Year	School	W	L	T	Pct.
1982	Georgia Southern	7	3	1	.636
1983	Georgia Southern	6	5	0	.545
1984	Georgia Southern	8	3	0	.727
1985	Georgia Southern	13	2	0	.867
1986	Georgia Southern	13	2	0	.867
1987	Georgia Southern	9	4	0	.692
1988	Georgia Southern	12	3	0	.800
1989	Georgia Southern	15	0	0	1.000
Eight Seasons		83	22	1	.788

#8

RETIRED

“The best quarterback
in America...”

- Coach Erk Russell

**AJC AMATEUR
ATHLETE OF THE YEAR
1985 & 1986**

HONORS FOR HAM

College Football Hall of Fame (2007), Canadian Football Hall of Fame (2010), Georgia Sports Hall of Fame (2012) and Georgia Southern Athletics Hall of Fame (1992) inductee.

First-team All-American in 1986.

Led Eagles to the first-ever back-to-back I-AA National Championships in 1985 and 1986.

All-time leader in total offense (8,969 yards), passing yards (5,757 yards) and passing TDs (34).

In 1986, ranked nationally in top 20 in scoring, rushing, passing efficiency and total offense.

Owens to this day numerous game, season, career, playoff and NCAA records.

No. 8 jersey retired by GS.

Drafted by the Los Angeles Rams (1987).

Played 13 years in the Canadian Football League, winning MVP honors in 1989.

Guided two different teams to Grey Cup titles and was named game MVP in 1995.



**CANADIAN FOOTBALL
HALL OF FAME**



**COLLEGE FOOTBALL
HALL OF FAME**

TRACY HAM

ADRIAN PETERSON

#3

RETIRED

1999 WALTER PAYTON AWARD WINNER
1999 SOCON OFFENSIVE PLAYER OF THE YEAR
2001 SOCON OFFENSIVE PLAYER OF THE YEAR



AP ACCOLADES

College Football Hall of Fame Inductee (2017).

NCAA Division I all-time leading rusher with 6,559 yards in regular-season contests.

First sophomore to win the Walter Payton Award.

Four-time All-American.

Led Eagles to two national titles and three championship games.

Rushed for 100 or more yards in 48 consecutive games.

At time of graduation, held 30 school and playoff records.

Orchestrated "The Run" vs. Youngstown State in the 1999 National Championship game.

No. 3 jersey retired (2001).

Sixth-round draft choice of the Chicago Bears (2002).

Super Bowl XLI participant.

Inducted as a member of the inaugural SoCon Hall of Fame class in 2009.

Unanimous choice for induction into Georgia Southern Athletics Hall of Fame Class of 2012 in first year of eligibility.

JAYSON FOSTER

2007 WALTER PAYTON
AWARD WINNER

2007 SOCON OFFENSIVE
PLAYER OF THE YEAR

GAME CHANGER


Earned All-America honors at three positions:
quarterback, running back & all-purpose athlete.

2004 Southern Conference Freshman of the Year.

Set Georgia Southern record and tied SoCon mark
for most touchdowns in a game with six.

Held NCAA all-divisions record for most rushing
yards by a quarterback in a season (2007).

Inducted into the GS Athletics Hall of Fame in 2018.



PAUL JOHNSON

1998 EDDIE ROBINSON AWARD WINNER
1999 AFCA NATIONAL COACH OF THE YEAR

THE JOHNSON FILE

College Football Hall of Fame inductee (2023).

Eagle head coach from 1997-2001, compiling a 62-10 overall record (.861) and 36-4 mark against SoCon opponents (.900).

Led Eagles to two national titles and three other playoff appearances.

1999 team led nation in scoring, rushing and total offense, and set NCAA single-season record for average rushing yards per game (419.0).


Inducted into the Georgia Southern Athletics Hall of Fame in 2010.

SoCon Coach of the Year 1997 & 1998.

Won five-straight league crowns.

197 school records broken in 1999.

Coached 31 All-Americans at GSU.



YOUNGHOE KOO

2016 LOU GROZA
AWARD FINALIST

KICKIN' KOO

School's First National Finalist For an FBS Award.

Third-Team All-American (Phil Steele).

First-Team All-Sun Belt Conference.


Made 19 of 20 field goals on the season for a 95 percent success rate, second-best in the FBS.

Led the Eagles in scoring with 85 points.

Made 14 straight field goals during the season, a new school record.

Set new school record for career field goal percentage.

Named to the NFL's Pro Bowl in 2020 with the Atlanta Falcons.





EAGLES IN THE PROS

EAGLES IN THE PROS



The following former Georgia Southern players saw action in at least one NFL regular-season game, were with a team for a full season or were signed as free agents prior to the 2023 season:

Darrell Baker Jr.	Indianapolis (2022-)	Adrian Peterson	Chicago (2002-09)
Tyler Bass	Buffalo (2020-)	Fred Stokes	LA Rams (1987-88; 1993-94) Washington (1989-92)
Rob Bironas	Tennessee (2005-13)		St. Louis (1995) New Orleans (1996)
Matt Breida	San Francisco (2017-19)		
	Miami (2020)	Kiwauke Thomas	Jacksonville (2000-04) Miami (2005)
	Buffalo (2021)		Buffalo (2006-07)
	New York Giants (2022-)		
Ukeme Eligwe	Kansas City (2017) NY Giants (2018) Las Vegas (2019-20)	NaJee Thompson *	Minnesota (2023-)
		Kindle Vildor	Chicago (2020-)
Darius Eubanks	Cleveland (2013-14) Dallas (2015) Tampa Bay (2015)	J.J. Wilcox	Dallas (2013-16) Pittsburgh (2017) NY Jets (2018) Indianapolis (2018) Atlanta (2019-20)
Edwin Jackson	Indianapolis (2015-17)		
Raymond Johnson III	NY Giants (2021) Cincinnati (2022-)	Antwione Williams	Detroit (2016) Minnesota (2017)
Younghoe Koo	LA Chargers (2018) Atlanta (2020-)	David Young	Jacksonville (2003) NY Jets (2003)
Jerick McKinnon	Minnesota (2014-17) San Francisco (2018-20) Kansas City (2021-)		<i>* signed in 2023 and have yet to play in the NFL</i>
Earthwind Moreland	NY Jets (2000) Cleveland (2001-03) New England (2004)		




TYLER BASS



DAVID YOUNG



EDWIN JACKSON



MATT BREIDA



RAYMOND JOHNSON III



JERICK MCKINNON



J.J. WILCOX



DARRELL BAKER JR.



YOUNGHOE KOO




KINDLE VILDOR



ADRIAN PETERSON



EARTHWIND MORELAND



FRED STOKES

The following former GS players either went through NFL training camp, signed with an NFL squad mid-season but never played, or played professionally in another North American league:

VONCELLIES ALLEN
Carolina Cobras

JONATHAN BRYANT
Montreal Alouettes

VICTOR CABRAL
Montreal Alouettes

IRV CAMPBELL
Wilkes-Barre/Scranton Pioneers
Jacksonville Sharks
Pittsburgh Power

JAMES CARTER
Atlanta Falcons
Chicago Bears

DARREN CHANDLER
Washington Redskins

LEE CHAPPLE
Jacksonville Sharks

DAVID COOL
Orlando Predators
Chicago Rush
Tampa Bay Storm

MONTAY CROCKETT
Green Bay Packers
Jacksonville Jaguars
Atlanta Legends
Winnipeg Blue Bombers

ERIC DAVIS
Los Angeles Avengers

BERNARD DAWSON
Seattle Seahawks

DEXTER DAWSON
Carolina Cobras

TIM FOLEY
Atlanta Falcons

JAYSON FOSTER
Pittsburgh Steelers
Florida Tuskers
Sacramento Mountain Lions

GARRETT FRYE
Kansas City Chiefs

IRONHEAD GALLON
Philadelphia Eagles
Arizona Cardinals
Ottawa Redblacks

ANTONIO GLOVER
Denver Broncos

TRACY HAM
Baltimore Stallions
Edmonton Eskimos
Montreal Alouettes
Toronto Argonauts

GERALD HARRIS
Los Angeles Rams
Miami Dolphins

BJ JOHNSON III
San Francisco 49ers

CHRIS JOHNSON
Augusta Stallions
Carolina Cobras
Dallas Desperados
Georgia Force

DEREK KEATON
Chicago Bears

ANDY KWON
Arizona Cardinals



TRACY HAM

RYAN LANGAN
Los Angeles Chargers
Birmingham Stallions

WILLIAM MAXWELL
Green Bay Blizzard

A.J. McCRAY
Green Bay Blizzard

JOHN MOHRING
Alabama Steeldogs
Montreal Alouettes

JOSHUA MOON
Jacksonville Jaguars
Seattle Seahawks
Philadelphia Stars

VANCE PIKE
San Francisco 49ers

BRENT RUSSELL
Chicago Bears

DONALD RUTLEDGE JR.
Arizona Cardinals
Winnipeg Blue Bombers

LARON SCOTT
New York Giants
Montreal Alouettes
Los Angeles KISS

MONTY SHARPE
New Orleans Saints
Toronto Argonauts

FRANKLIN STEPHENS
Connecticut Coyotes
New York CityHawks

CHARROD TAYLOR
Colorado Crush
Iowa Barnstormers

ARKEE THOMPSON
Orlando Predators
Philadelphia Soul

E.J. WEBB
Lehigh Valley SteelHawks

LAVELLE WESTBROOKS
Cincinnati Bengals
Buffalo Bills
San Jose SaberCats
Montreal Alouettes

KEVIN WHITLEY
Toronto Argonauts
New England Patriots

ANTWIONE WILLIAMS
DC Defenders

CHAZ WILLIAMS
Green Bay Packers

CHRIS WRIGHT
Baltimore Stallions
Montreal Alouettes
BC Lions

JAMES YOUNG
Cincinnati Bengals

NAY YOUNG
New Orleans Saints



RYAN LANGAN

Classifications are based on research on NFL.com and other league websites. For any additions, changes or deletions, please email GSEaglesWin@gmail.com.

ALL-TIME NFL DRAFT PICKS



TYLER BASS, PK

BUFFALO BILLS

2020: 6th round, 188th overall pick



KINDLE VILDOR, CB

CHICAGO BEARS

2020: 5th round, 163rd overall pick



UKEME ELIGWE, LB

KANSAS CITY CHIEFS

2017: 5th round, 183rd overall pick



ANTWIONE WILLIAMS, LB

DETROIT LIONS

2016: 5th round, 169th overall pick



JERICK MCKINNON, RB

MINNESOTA VIKINGS

2014: 3rd round, 96th overall pick



LAVELLE WESTBROOKS, CB

CINCINNATI BENGALS

2014: 7th round, 252nd overall pick



J.J. WILCOX, S

DALLAS COWBOYS

2013: 3rd round, 80th overall pick



DAVID YOUNG, SS

JACKSONVILLE JAGUARS

2003: 6th round, 179th overall pick



ADRIAN PETERSON, RB

CHICAGO BEARS

2002: 6th round, 199th overall pick



KIWAUKEE THOMAS, CB

JACKSONVILLE JAGUARS

2000: 5th round, 159th overall pick



ERNEST THOMPSON, RB

KANSAS CITY CHIEFS

1990: 11th round, 291st overall pick



TERRY YOUNG, DB

TAMPA BAY BUCCANEERS

1989: 12th round, 329th overall pick



TIM FOLEY, PK

SAN FRANCISCO 49ERS

1988: 10th round, 275th overall pick



TRACY HAM, RB

LOS ANGELES RAMS

1987: 9th round, 240th overall pick



FRED STOKES, DE

LOS ANGELES RAMS

1987: 12th round, 332nd overall pick

SUPER BOWL AND PRO BOWL EAGLES

Super Bowl..... Player (pos.)..... Team

Super Bowl XXVI (26) Fred Stokes, de Washington Redskins* †

Super Bowl XXXIX (39) Earthwind Moreland, cb New England Patriots*

Super Bowl XLI (41)..... Adrian Peterson, rb Chicago Bears

Super Bowl LIV (54) Matt Breida, rb San Francisco 49ers

Jerick McKinnon, rb San Francisco 49ers (IR)

Super Bowl LVII (57) Jerick McKinnon, rb Kansas City Chiefs*

* - Super Bowl Champion

† - starter in the Super Bowl


Pro Bowl

Rob Bironas.....PK Tennessee.....2007 (All-Pro - 1st)

Younghoe Koo.....PK Atlanta2020



#EAGLESINTHENFL



2023

