



MW
**FOOTBALL
MEDIA DAYS**



TABLE OF CONTENTS

INTRO

Quick Facts	2
Team Information.....	3
Valley Children's Stadium	4-5
Roster	6-9
2023 Schedule/Future Schedules	10

COACHES AND STAFF

Head Coach	11-14
Offensive Coordinator	15-16
Defensive Coordinator.....	17
Special Teams Coordinator.....	18-19
Assistant Coaches/Support.....	20-31

PLAYERS

Returning Players.....	32-61
Newcomers	62-70

2022 REVIEW

2022 Statistics	71-79
2022 Game Recaps	80-86
2022 Season Recap	87-88

RECORDS & HISTORY

Team Records	89
Year-by-Year Team Stats.....	90
Annual Statistic Leaders	91-93
Chronological Lists.....	94-99
Select Circles.....	100-102
Rushing Records.....	103-104
1,000-Yard Rushers.....	104-106
Top 50 Single-Game Rushing Bests.....	106
Top 50 Single-Game Passing Bests	107
Passing Records	107-108
3,000-Yard Passers.....	109
Receiving Records.....	110-111
Top 50 Single-Game Receiving Bests.....	111
1,000-Yard Receiving Records.....	112-113
Total Offense & All-Purpose Records.....	114
Individual Scoring & Special Teams Records.....	115

Defensive Records.....	116
Valley Children's Stadium Records.....	117-118
Year-By-Year Results	119-126
Bulldogs in Overtime Games	127
All-Time Bulldog Shutouts.....	127
Year-by-Year Mountain West Standings	128-130
Bulldogs in the Top 25/vs. Top 25	131-132
All-Time Series Records	133-136
Record vs Power 5 Opponents.....	137
Other Series Records	138-139
All-Time Coaching Records.....	140-141
All-Time Assistant Coaches	141
All-Time Letterwinners.....	142-146
All-Americans	147
All-Star Games	148
Honors & Awards.....	149
All-Conference Selections.....	150-153
Academic Awards	154-155
Retired Numbers	156-157
Bulldogs in the NFL Draft.....	158
Bulldogs in the NFL.....	159-161
Bulldogs in the Super Bowl	162
National TV Appearances	163-164
Fresno State Bowl Games.....	165-192
Bowl Game Records.....	193-194

OUTRO

2023 Opponents.....	195-197
Media Information.....	198-199
University President.....	200
Athletic Director	201

CREDITS

The 2023 Fresno State football media guide is a product of the Fresno State Athletic Communications office. Written, edited and designed by Fresno State Athletics Strategic Communications staff. Photo contributions from Cary Edmondson, Keith Kountz, Kiel Maddox, Ryan Watamura, Samuel Marshall, AP & USA TODAY Sports. Cover design artwork courtesy of Bailey Wilson.

BULLDOG SPORTS NETWORK



Paul Loeffler

iHeartMedia became the official broadcast home of Fresno State Athletics via the new Bulldogs Sports Network on July 1, 2021.

The Bulldog Sports Network will reach fans from Sacramento to Bakersfield with various terrestrial radio signals, digitally statewide with the iHeartRadio mobile app, and around the world via the Fresno State Bulldogs official app, presented by Table Mountain Casino.

Paul Loeffler is the Voice of Bulldog football, and will be joined again in 2023 by former Bulldog head coach Pat Hill and former NFL and Bulldog defensive back Cameron Worrell for all Bulldog football games.



"V" is for Valley

Fresno State prides itself on being the "Valley's team." This pride can be seen in the form of a large green V on the back of the Bulldog helmets, as a symbol to the agricultural community of the Central Valley of California. The San Joaquin Valley is the world's richest agricultural area in export dollars.

Fresno State initiated its "For the V" campaign for 2022, showing why the Bulldogs compete "For the V".



Fresno State Identification

The University's formal name is Fresno State, not Cal State University, Fresno and not Fresno State University. Fresno St. is the acceptable shorter, less formal name for the University and is acceptable as a first text reference, as well as subsequent references.

The University prefers to never be referenced as just Fresno, only Fresno State or Fresno St. For graphics or abbreviations, we ask that you please use FS - not FSU, CSUF or Fresno.

2023 QUICK FACTS

GENERAL INFORMATION:

Location	Fresno, Calif.
Founded.....	1911
Enrollment.....	24,050
President.....	Dr. Saúl Jiménez-Sandoval
Director of Athletics.....	Terry Tumeay
Faculty Athletic Rep.....	Dr. Victor Torres
Senior Woman Administrator	Carrie Coll
Colors	Red and Blue
Nickname.....	Bulldogs
Conference	Mountain West

TEAM HISTORY:

First Year of Football	1921
Seasons completed.....	101
All-Time Record	636-445-27
All-Time Home Record	386-179-13
Away Record.....	230-246-14
Neutral Record (not including bowl games)	0-3
All-Time Bowl Record.....	16-15
All-Time Mountain West Games Only	53-33
Conference Championships.....	29
Last Conference Championship	2022-Mountain West
MW Conference Championships (<i>since 2012</i>)	4
MW Division Titles (<i>since 2013</i>)	5
Bowl Appearances	31
Last Bowl	2022 LA Bowl
All-America Selections.....	117
First-Team All-Americans	18

STADIUM INFORMATION:

Name.....	Valley Children’s Stadium (40,727)
Surface.....	AstroTurf
Completed.....	1980 (Beginning 41st Full Season)
First Game	Nov. 15, 1980 vs. Montana State
Record in Stadium.....	190-63-2
Largest Crowd.....	42,881 (5x in 2001)
Number of 40,000-plus crowds.....	37
Last 40,000-plus crowd.....	11/25/22 vs Wyoming (40,214)
Press Box Phone.....	(559) 278-5959

TEAM INFORMATION:

2022 Overall Record:	10-4
2022 Mountain West Record (Finish):.....	7-1 (1st in West)
2022 Bowl:	Jimmy Kimmel LA Bowl
Starters Returning/Lost:	16/12
Offense: 4/8 Defense: 7/4 Special Teams: 5/0	
Lettermen Returning/Lost:.....	40/22
Offense: 14/11 Defense: 21/11 Special Teams: 5/0	
Base Offense:.....	Multiple
Base Defense:	4-3

FOOTBALL STAFF:

Head Coach

Jeff Tedford

Record at Fresno State (Years)..... 36-18 (4 years, 2017-19, 22)

Career D-I Record (Years)..... 118-75 (14 years)

Offensive Coordinator/Wide Receivers

Pat McCann (Western Washington, 2009)

Defensive Coordinator

Kevin Coyle (UMass, 1978)

Special Teams Coordinator/Assoc. Head Coach/Tight Ends

John Baxter (Loras College, 1985)

Linebackers/Assist. Head Coach

Tim Skipper (Fresno State, 2011)

Defensive Line/Defensive Run Game Coordinator

Jethro Franklin (Fresno State, 1988)

Quarterbacks

Matt Wade (Saint Mary’s College, 2003)

Running Backs

Aaron Prier (Idaho State, 2015)

Offensive Line

Brian Armstrong (Western Montana, 1998)

Defensive Backs/Def. Pass Game Coordinator

J.D. Williams (Fresno State, 1997)

Nickelbacks

Jim Nelson (Drake, 2011)

Offensive Quality Control

Patrick Markarian (Indiana State, 2015)

Defensive Quality Control

Ben Watkins (Peru State College, 2017)

Special Teams Quality Control

Brett Arkelian (Lincoln University, 2016)

Graduate Assistant (Offense)

Keyshawn Colmon (John Carroll University, 2021) | Matt Smith (Fresno State, 2020)

Graduate Assistant (Defense)

Jared Gallatin (Rocky Mountain College, 2017) | Jordan Iosefa (USC, 2021)

Assistant A.D. for Football Operations/Chief of Staff

Mike McHugh (Findlay, 1983)

Assistant A.D. for Sports Performance

Andy Ward (Cal State Stanislaus, 2009)

Director of Player Personnel

Mason Behiel (Nevada, 2020)

Assistant Director of Player Personnel

Nathan Applebaum (Florida, 2021)

Director of Recruiting Operations

Demetri Wilson (Northwestern Oklahoma State, 2017)

ATHLETIC COMMUNICATIONS:

Asst. Director of Strategic Communications/FB Contact . Savannah Stoeckle

Email

Office..... 559-278-4645

Address..... 5305 N. Campus Drive NG 27

..... Fresno, CA 93740

Website..... gobulldogs.com

IMPORTANT PHONE NUMBERS:

Athletic Department Phone

Ticket Office

Football Offices



RETURNING / LOST

STARTERS RETURNING (16)

OFFENSE (4)

Mose Vavao, OL
 Jacob Spomer, OL
 Jacob Isaia, OL
 Braylen Nelson, OL

DEFENSE (7)

Levelle Bailey, LB
 Malachi Langley, LB
 Devo Bridges, DL
 Johnny Hudson, DL
 Isaiah Johnson Jr., DL
 Morice Norris Jr., NKL
 Cam Lockridge, DB

SPECIAL TEAMS (5)

Carson King, P
 Nick D'Ambra, LS
 Michael Munoz, LS
 Abraham Montano, K
 Dylan Lynch, K

STARTERS LOST (12)

OFFENSE (8)

Jake Haener, QB
 Jordan Mims, RB
 Jalen Moreno-Cropper, WR
 Nikko Remigio, WR
 Zane Pope, WR
 Raymond Pauwels Jr., TE
 Bula Schmidt, OL
 Dontae Bull, OL

DEFENSE (4)

David Perales, DE
 Evan Williams, DB
 LJ Early, DB
 Cale Sanders Jr., DB

SPECIAL TEAMS (0)

LETTERMEN RETURNING (40)

OFFENSE (14): Kamron Beachem, Jake Boust, Erik Brooks, Mac Dalena, Logan Fife, Elijah Gilliam, Jacob Isaia, Braylen Nelson, Tyrone Sampson, Malik Sherrod, Jacob Spomer, Daniel Taumalolo, Mose Vavao, Tre Watson

DEFENSE (21): Kosi Agina, Levelle Bailey, Tanner Blount, Devo Bridges, Steven Comstock, Chrishawn Gordon, Alzillion Hamilton, Jacob Holmes, Justin Houston, Johnny Hudson Jr., Phoenix Jackson, Carlton Johnson, Isaiah Johnson, Malachi Langley, Gavriel Lightfoot, Cam Lockridge, Tyler Mello, Sione Noa, Morice Norris Jr., Charles Remlinger, Jalen Williams

SPECIAL TEAMS (5): Nick D'Ambra, Carson King, Dylan Lynch, Abraham Montano, Michael Munoz

REDSHIRTS RETURNING (19)

OFFENSE (11): Nathan Acevedo, Matai Bell, Jordan Brown, Josiah Freeman, Justin Guin, Joshua Johnson, Nate Maier, Jalen Moss, Marcus Simien, Ryan Warkentin, Joshua Wood

DEFENSE (8): Jomarion Briggs, Jayden Davis, Jahzon Jacks, Caden Rodgers, Seth Scheidt, Tim Thomas, Ryan Wilson, Merhaulti Xepera

SPECIAL TEAMS (0):

OTHER SQUADMEN RETURNING (11)

OFFENSE (6): Johnathan Arceneaux, Emoryie Edwards, Rolan Fullwood, Toreon Penright, Julian Polendo, Osmar Velez

DEFENSE (5): Zeke Branham, Charlotin Charles, Julius Gandy, Julian Neal, Raymond Scott

SPECIAL TEAMS (0):

SPRING ROSTER ADDITIONS (15)

OFFENSE (10): Tyler Carr, Artis Cole, Eddie Fonua, Tim Grear, Mikey Keene, Jayden Mandal, Damien Moore, Hayden Pulis, Antoine Sullivan, Jake Tarwater

DEFENSE (4): Camryn Bracha, Dean Clark, Dupre Mendoza, Tuasivi Nomura

SPECIAL TEAMS (1): Landon Ogles

FALL ROSTER ADDITIONS (27)

OFFENSE (12): Richie Anderson, Mikel Barkley, Joe Dalena, Jaceon Doss, Jaelen Gill, Charles Greer Jr., Jack Jacobs, Brock Lium, Campbell McHarg, Brandon Ramirez, Devon Rivers, Kingsley Ugwu

DEFENSE (13): Ah'Marion Ashley, Kavika Baumgartner, Jaden Carrillo, Isiah Chala Jr., Ezra Christensen, Mordecai Hines, Justin Johnson, RL Miller, Kemari Munier-Bailey, Augustus Remlinger, Jason Roberts II, Steven Scheidt, Makei Thompson

SPECIAL TEAMS (2): Jordan Kennedy, Nick Verdugo

LETTERMEN LOST (22)

OFFENSE (11): Dontae Bull, Jalen Cropper, Jake Haener, Zach Hartsfield, Ty Jones, Josh Kelly, Jordan Mims, Raymond Pauwels Jr., Zane Pope, Nikko Remigio, Bula Schmidt

DEFENSE (11): L.J. Early, Andres Fox, Elijah Gates, Da'Marcus Johnson, Matt Lawson, Bralyn Lux, Leonard Payne, David Perales, Cale Sanders Jr., Reggie Strong, Evan Williams

SPECIAL TEAMS (0):



VALLEY CHILDREN'S STADIUM



Valley Children's Stadium is the home of the Fresno State football team. The stadium first opened in 1980 for that year's season finale on Nov. 15 as Bulldog Stadium, which remained its name until July 2022.

As the new home of Bulldog Football to kick off the 1981 season, the Bulldogs' 2023 campaign will mark the 42nd full season of football at the corner of Cedar and Barstow.

The 40,727-seat facility has established itself as one of the most difficult places to play for visiting teams. The 2022 season was a big one for the facility as the Fresno State faithful boasted the highest average attendance in a season since 2005, averaging 39,067 fans per game. Fresno State recorded three crowds of 40,000-plus fans in 2022.

Fresno State has found great success in its home facility, owning a record of 190-63-2, a winning percentage of 75 percent. Since the turn of the century, the 'Dogs have posted an 94-38 home record, which has been aided by four undefeated seasons at home in that stretch.

Some of the memorable home victories at Bulldog Stadium include winning back-to-back Mountain West Championships on its home field in 2012 and 2013. The 2013 edition was the inaugural Mountain West Championship game, led by the dynamic offensive duo of Derek Carr and Davante Adams, against Utah State.

Other notable games include a 44-24 win over No. 10 Oregon State in 2001 - the highest ranked opponent Fresno State has defeated. The 2017 season was capped by Fresno State defeating No. 23 Boise State, 28-17, and the Bulldogs rode that momentum into 2018 compiling an 11-1 record at home over the 2017-18 seasons.

Fresno State has been able to bring in some of the nation's top teams to Bulldog Stadium over the years. Included on that list are Baylor, BYU, Cal, Cincinnati, Colorado, Illinois, Kansas State, Minnesota, Nebraska, Ole Miss, Oregon, Oregon State (three times), Rutgers and Wisconsin. Looking ahead to more nonconference foes, the 'Dogs will welcome Washington State in 2027 (Pac-12) and Texas Tech (Big 12) in 2029 and Kansas (Big 12) in 2030.

The Red Wave has packed Bulldog Stadium to its limit countless times over the years. In 2000, the Bulldogs set a new single-season attendance record when they averaged 42,410 fans, the 22nd-best mark in the nation. The following season, in which Fresno State achieved a program-record national ranking of No. 8, was even better. The Bulldogs set another record by averaging 42,802 fans, including stadium single-game records of 42,881 in each of the last five contests of that year. In all, Fresno State has played 34 games in the stadium with 40,000 or more fans in the stands.

Original construction of Bulldog Stadium began in June of 1979, following what was then the most successful capital fundraising project ever undertaken in the San Joaquin Valley. Local residents raised in excess of \$7 million for the project. No state tax dollars or student fees were used to build the stadium.

Built partially below ground level with the playing field 37 feet below grade, the bowl features a low profile appearance. A unique cantilevered lighting system extends toward the field and is directed downward to concentrate lighting on the playing surface.

Bulldog Stadium underwent a two-phase expansion project in 1991, which included the addition of more than 10,000 seats -- increasing the stadium's capacity from 30,000 to more than 40,000 -- and the construction of 22 sky suites. Other improvements included additional restrooms and concession facilities.

The first phase entailed filling in the panels beyond the north and south end zones with bench seating and the reconfiguration of the seating on the stadium's east side. The second phase, completed prior to the 1992 season, featured the addition of the sky suites, each of which includes seating for 20, among other amenities. At its present state, chair seating is available for more than 5,000 spectators on the west side of the stadium between the 18-yard lines to accommodate the contributors of the \$7 million. There are also 4,240 chair-back seats on the east side and the rest of the stadium seating is on aluminum benches.

In the summer of 2011, Bulldog Stadium moved away from its natural grass field and installed FieldTurf. Renovations continued with a new high-definition video and ribbon board in the north end zone before the start of the 2015 season and new fencing was added before the start of the 2016 season.

During the summer of 2019, Bulldog Stadium underwent additional improvements 11, including upgrades to the electrical infrastructure, a new playing surface and stadium lights.

The playing surface, AstroTurf, is a new synthetic turf system that is built to help regulate field temperature and keep the surface closer to ambient air temperature. The lighting, provided by Musco, is an LED system, designed to be more energy efficient. Bulldog Stadium also saw the addition of four new light poles installed in each corner of the facility to increase the lighting of both end zones.

On July 13, 2022, Bulldog Stadium was renamed Valley Children's Stadium.

On Nov. 25, 1980, the first game was played at Bulldog Stadium, uniquely closing the season after playing their first five home games at Ratcliffe Stadium. Fresno State defeated Montana State 21-14 in the season finale. The first full season began in 1981, starting with a 23-16 win over Oregon on Sept. 5.

Bulldog Stadium was also home to the California Raisin Bowl from 1981-91. Fresno State played in the game five times, winning the title on four occasions. In 1994, the Stadium hosted friendly matches prior to the FIFA World Cup.

VALLEY CHILDREN'S STADIUM

VALLEY CHILDREN'S STADIUM QUICK FACTS

First Game:11/15/80
vs. Montana State (W, 21-14)
 Capacity: 40,727
 All-Time Record: 190-63-2
42 Full Seasons (43 seasons total)
 Surface:AstroTurf
 Highest Attended Game: 42,881 (5x)
 40,000+ Games 37
 Last 40,000+ Game..... Nov. 25, 2022
 vs Wyoming (40,214)

RANKED TEAMS TO ENTER VALLEY CHILDREN'S STADIUM

Date	Opponent	Result
Oct. 8, 1994	No. 22 BYU	BYU 32, Fresno St. 30
Nov. 19, 1994	No. 10 Colorado St.	Colorado St. 44, Fresno St. 42
Sept. 2, 2001	No. 10 Oregon St.	Fresno St. 44 , Oregon St. 24
Nov. 21, 2003	No. 20 Boise St.	Boise St. 31, Fresno St. 17
Sept. 9, 2006	No. 20 Oregon	Oregon 31, Fresno St. 24
Sept. 13, 2008	No. 10 Wisconsin	Wisconsin 13, Fresno St. 10
Sept. 18, 2009	No. 8 Boise St.	Boise St. 51, Fresno St. 34
Nov. 14, 2010	No. 21 Nevada	Nevada 35, Fresno St. 34
Oct. 7, 2011	No. 5 Boise St.	Boise St. 57, Fresno St. 7
Sept. 13, 2014	No. 21 Nebraska	Nebraska 55, Fresno St. 19
Sept. 19, 2015	No. 21 Utah	Utah 45, Fresno St. 24
Nov. 25, 2017	No. 23 Boise State	Fresno St. 28 , Boise St. 17

HIGHEST ATTENDED GAMES AT VALLEY CHILDREN'S STADIUM

Date	Opponent	Result	Attendance
Dec. 1, 2001	Utah State	W, 70-21	42,881
Nov. 23, 2001	San Jose State	W, 40-21	42,881
Nov. 3, 2001	Rice	W, 52-24	42,881
Oct. 19, 2001	Boise State	L, 35-30	42,881
Sept. 29, 2001	Louisiana Tech	W, 38-28	42,881
Nov. 10, 2005	Boise State	W, 27-7	42,701
Oct. 15, 2005	Utah State	W, 53-21	42,701
Sept. 19, 2004	Portland State	W, 27-17	42,662
Sept. 2, 2001	No. 10 Oregon State	W, 44-24	42,410
Sept. 13, 2008	No. 10 Wisconsin	L, 13-10	42,387

DIRECTIONS TO VALLEY CHILDREN'S STADIUM

FROM THE NORTH:

- Take State Route 99 south to the Shaw Ave. exit. Turn left on Shaw Ave.
- Travel east on Shaw to Cedar Ave. (approx. 15 miles).
- Turn left on Cedar, then left on Bulldog Lane. Proceed less than one block to Gate 10.

FROM THE SOUTH:

- Take State Route 99 north to Freeway 41 (north -- they merge just past Jensen Ave.)
- Proceed to the Shaw Ave. exit, and travel east on Shaw to Cedar Ave. (approx. 3 miles).
- Turn left on Cedar, then left on Bulldog Lane. Proceed less than one block to Gate 10.

FROM THE FRESNO AIR TERMINAL:

- Exit the airport parking lot, turning right at the signal.
- Follow the curve (Clinton Ave.) to Cedar Ave.
- Turn right on Cedar. Proceed approximately five miles to Bulldog Lane. Turn left and proceed less than one block to Gate 10.

VALLEY CHILDREN'S STADIUM STADIUM RECORD

Year	Record (bowl)	Avg. Attendance
Nov. 15, 1980	1-0	25,684
1981	2-3	21,458
1982	7-0 (1-0)	24,861
1983	3-4	26,414
1984	4-2	29,223
1985	5-0-1 (1-0)	31,992
1986	8-0	33,573
1987	5-1	33,568
1988	5-0 (1-0)	33,371
1989	7-0 (1-0)	33,788
1990	6-0-1	32,881
1991	6-0 (0-1)	34,039
1992	5-1	35,225
1993	6-0	39,536
1994	3-4	36,171
1995	4-2	33,499
1996	3-3	37,373
1997	4-2	34,262
1998	4-1	37,102
1999	6-0	37,231
2000	5-0	41,369
2001	5-1	42,802
2002	5-1	39,133
2003	5-1	38,603
2004	4-1	39,777
2005	5-1	39,306
2006	3-3	38,552
2007	5-1	36,290
2008	2-3	37,864
2009	4-1	33,578
2010	5-2	34,120
2011	2-4	29,298
2012	6-0	30,915
2013	7-0	36,917
2014	4-2	34,876
2015	2-4	29,036
2016	1-5	25,493
2017	5-1	30,632
2018	6-0	31,503
2019	2-4	31,552
2020	3-3	*0*
2021	5-1	33,386
2022	5-1	39,067
Totals	190-63-2	33,781 Avg.
43 Seasons	256 games	(8,648,028 total)

*On July 13, 2022, the Fresno State football home stadium was renamed Valley Children's Stadium. All dates prior to the 2022 season indicate games played at Bulldog Stadium.



2023 FRESNO STATE ROSTER

NUMERICAL

No.	Name	Pos.	Ht.	Wt.	Cl.	Exp.	Hometown (High School/Previous School)
0	Charlotin Charles	NKL	6-0	194	So.	3rd	Las Vegas, Nev. (Bishop Gorman)
0	Mac Dalena	WR	5-11	174	Sr.	4th	Fresno, Calif. (San Joaquin Memorial)
1	Mikey Keene	QB	5-11	198	RSo.	3rd	Chandler, Ariz. (Chandler/UCF)
1	Raymond Scott	LB	6-1	242	Sr.#	6th	Los Angeles, Calif. (Narbonne/USC)
2	Joshua Wood	QB	6-2	201	RFr.	2nd	Graham, Wash. (Graham-Kapowsin)
2	Carlton Johnson	DB	6-0	165	Sr.	5th	Moreno Valley, Calif. (Rancho Verde/Southern Utah/Riverside CC)
3	Erik Brooks	WR	5-7	171	Sr.#	6th	Corona, Calif. (Roosevelt)
3	Alzillion Hamilton	DB	5-11	183	So.	3rd	Castro Valley, Calif. (Hayward)
4	Emoryie Edwards	WR	5-11	180	Sr.#	6th	Tulare, Calif. (Tulare Union)
4	RL Miller	NKL	6-3	189	Fr.	1st	San Francisco, Calif. (Sacred Heart)
5	Devo Bridges	DE	6-2	253	Sr.	5th	Rialto, Calif. (Carter)
5	Jaelen Gill	WR	6-0	185	Sr.	5th	Westerville, Ohio (Westerville South/Ohio State/Boston College)
6	Levelle Bailey	LB	6-2	224	Sr.#	5th	Sacramento, Calif. (Luther Burbank)
6	Tim Gear Jr.	WR	6-0	176	So.	3rd	New Orleans, La. (John Ehert/Ventura College)
7	Jayden Mandal	QB	6-0	207	Fr.	1st	Clovis, Calif. (Buchanan)
7	Morice Norris Jr.	NKL	5-11	198	Sr.#	5th	Fresno, Calif. (Sanger/Orange Coast College)
8	Antoine Sullivan	WR	6-1	172	Jr.	3rd	Hemet, Calif. (San Jacinto/San Diego Mesa College)
8	Jalen Williams	DB	5-11	187	So.	3rd	Lancaster, Calif. (Paraclete)
9	Malachi Langley	LB	6-1	239	Sr.	5th	Los Angeles, Calif. (Pasadena)
10	Kosi Agina	DB	6-0	200	Sr.	4th	Fresno, Calif. (Sanger)
10	Logan Fife	QB	6-0	205	Jr.	4th	Tracy, Calif. (Tracy)
11	Mikel Barkley	WR	5-11	170	Sr.	5th	Tallahassee, Fla. (Great Oak/Palomar CC/TCU/Toledo)
11	Jayden Davis	DB	6-1	185	RFr.	2nd	Fresno, Calif. (Bullard)
13	Jaceon Doss	WR	6-0	167	So.	2nd	Compton, Calif. (St. John Bosco/Cerritos CC)
13	Justin Houston	NKL	6-3	185	Sr.	4th	Gardena, Calif. (Junipero Serra)
15	Artis Cole	WR	6-0	190	Jr.	3rd	Benton, La. (Benton/Glendale CC)
15	Julian Neal	DB	6-2	200	So.	3rd	San Francisco, Calif. (Mission)
16	Ah'Marion Ashley	DB	5-10	157	Fr.	1st	Jacksonville, Fla. (Edison)
16	Jack Jacobs	QB	6-6	213	Fr.	1st	Santa Clarita, Calif. (Saint Francis)
17	Kamron Beachem	TE	6-4	235	So.	3rd	Oceanside, Calif. (Oceanside HS)
17	Johnny Hudson Jr.	DL	6-3	309	Sr.#	5th	Atlanta, Ga. (Washington/Jones College/Contra Costa CC)
18	Isaiah Johnson	DE	6-2	236	Sr.#	6th	Modesto, Calif. (Downey)
18	Jalen Moss	WR	6-1	168	RFr.	2nd	Menlo Park, Calif. (Menlo-Atherton)
19	Zeke Branham	LB	6-1	231	So.	3rd	Mesa, Ariz. (Skyline)
19	Josiah Freeman	WR	6-3	193	RSo.	3rd	Soledad, Calif. (Soledad/Hartnell College)
20	Cam Lockridge	DB	6-0	180	Sr.#	5th	Tampa, Fla. (Robinson/Reedley JC/Hawai'i)
20	Devon Rivers	RB	5-6	174	Fr.	1st	Brentwood, Calif. (Heritage)
22	Steven Comstock	DB	6-1	205	Sr.#	6th	Glendora, Calif. (Northview)
22	Malik Sherrod	RB	5-8	175	Jr.	4th	Oxnard, Calif. (Pacifica)
23	Jacob Holmes	DL	6-3	297	So.	2nd	Phoenix, Ariz. (Chandler)
24	Chrishawn Gordon	DB	5-11	186	Jr.	5th	Oceanside, Calif. (Valley Center/Dixie State/Butte College)
24	Justin Guin	RB	5-10	189	RFr.	2nd	Novato, Calif. (San Marin)
25	Justin Johnson	DB	6-1	201	Fr.	1st	Los Angeles, Calif. (Inglewood)
26	Joe Dalena	WR	5-10	152	Fr.	1st	Fresno, Calif. (San Joaquin Memorial)
26	Tim Thomas	LB	6-1	221	RFr.	2nd	Tracy, Calif. (Lincoln)
27	Camryn Bracha	DB	6-0	186	Jr.	3rd	Clovis, Calif. (Buchanan/Fresno City)
27	Ryan Warkentin	RB	5-8	186	RFr.	2nd	Reedley, Calif. (Reedley)
28	Damien Moore	RB	5-10	213	Sr.	5th	La Puente, Calif. (Bishop Amat/Cal)
28	Jomarion Briggs	DB	6-1	174	RFr.	2nd	Stockton, Calif. (Lincoln)
29	Johnathan Arceneaux	RB	5-10	186	So.	3rd	Los Angeles, Calif. (Lawndale)
29	Jaden Carrillo	DB	6-0	169	Fr.	1st	Clovis, Calif. (Clovis)
30	Tanner Blount	LB	6-0	222	Sr.	5th	Clovis, Calif. (Buchanan)
31	Phoenix Jackson	LB	6-0	219	So.	3rd	Modesto, Calif. (Central Catholic)
31	Brandon Ramirez	RB	6-0	202	Fr.	1st	Hanford, Calif. (San Joaquin Memorial)
32	Dean Clark	DB	6-1	207	RSr.	5th	Massillon, Ohio (Massillon Washington/Kent State)
32	Charles Greer Jr.	RB	5-10	177	Fr.	1st	Pittsburg, Calif. (De La Salle)
33	Elijah Gilliam	RB	5-10	216	Jr.	4th	Las Vegas, Nev. (Bishop Gorman)
33	Makei Thompson	DB	x-x	xxx	Fr.	1st	San Diego, Calif. (Mira Mesa)
34	Caden Rodgers	LB	6-0	225	RFr.	2nd	Clovis, Calif. (Buchanan)
35	Kemari Munier-Bailey	DL	6-3	230	Jr.	3rd	Birmingham, U.K. (Juan Diego Catholic/Idaho)
36	Nick D'Amra	LS	6-0	225	Sr.#	6th	Glen Ellyn, Ill. (Glenbard South/Western Illinois)

ALPHABETICAL

No.	Name	Pos.
85	Nathan Acevedo	WR
10	Kosi Agina	DB
88	Richie Anderson	TE
29	Johnathan Arceneaux	RB
16	Ah'Marion Ashley	DB
6	Levelle Bailey	LB
11	Mikel Barkley	WR
98	Kavika Baumgartner	DL
17	Kamron Beachem	TE
70	Matai Bell	OL
30	Tanner Blount	LB
86	Jake Boust	TE
27	Camryn Bracha	DB
19	Zeke Branham	LB
5	Devo Bridges	DE
28	Jomarion Briggs	DB
3	Erik Brooks	WR
81	Jordan Brown	WR
80	Tyler Carr	TE
29	Jaden Carrillo	DB
52	Isiah Chala Jr.	DL
0	Charlotin Charles	NKL
99	Ezra Christensen	DL
32	Dean Clark	DB
15	Artis Cole	WR
22	Steven Comstock	DB
36	Nick D'Amra	LS
26	Joe Dalena	WR
0	Mac Dalena	WR
11	Jayden Davis	DB
13	Jaceon Doss	WR
4	Emoryie Edwards	WR
10	Logan Fife	QB
72	Edward Fonua	OL
19	Josiah Freeman	WR
71	Rolan Fullwood	OL
94	Julius Gandy	DL
5	Jaelen Gill	WR
33	Elijah Gilliam	RB
24	Chrishawn Gordon	DB
6	Tim Gear Jr.	WR
32	Charles Greer Jr.	RB
24	Justin Guin	RB
3	Alzillion Hamilton	DB
89	Mordecai Hines	DL
23	Jacob Holmes	DL
13	Justin Houston	NKL
17	Johnny Hudson Jr.	DL
73	Jacob Isaia	OL
97	Jahzon Jacks	DL
31	Phoenix Jackson	LB
16	Jack Jacobs	QB
2	Carlton Johnson	DB
18	Isaiah Johnson	DE
82	Joshua Johnson	WR
25	Justin Johnson	DB
39	Jordan Kennedy	K
1	Mikey Keene	QB
45	Carson King	P
9	Malachi Langley	LB



2023 FRESNO STATE ROSTER

NUMERICAL

No.	Name	Pos.	Ht.	Wt.	Cl.	Exp.	Hometown (High School/Previous School)
37	Ryan Wilson	DB	6-0	195	RJr.	4th	Rancho Palos Verdes, Calif. (Rancho Palos Verdes/Long Beach CC)
39	Jordan Kennedy	K	6-0	192	So.	2nd	Novato, Calif. (De La Salle/Mississippi State)
40	Michael Munoz	LS	6-2	215	Jr.	4th	Upland, Calif. (Upland)
41	Nick Verdugo	P	x-x	xxx	RFr.	2nd	Rocklin, Calif. (Del Oro/Old Dominion)
42	Tyler Mello	LB	6-2	224	Sr.	4th	Hanford, Calif. (Hanford)
43	Augustus Remlinger	NKL	5-11	198	Fr.	1st	Vancouver, Wash. (Buchanan)
44	Tuasivi Nomura	LB	6-1	231	Sr.	5th	Corona, Calif. (Centennial/USC)
45	Carson King	P	6-0	211	Sr.#	6th	Livermore, Calif. (Freedom)
46	Dylan Lynch	K	5-10	171	So.	2nd	Bakersfield, Calif. (Liberty)
47	Seth Scheidt	LB	6-1	217	RFr.	2nd	Merced, Calif. (Merced)
48	Abraham Montano	K	6-1	198	Jr.	5th	Salinas, Calif. (Alisal/Hartnall College)
49	Landon Ogles	P	6-3	250	Jr.	3rd	San Diego, Calif. (Rancho Bernardo/ Palmer)
50	Charles Remlinger	DE	6-3	241	Sr.	3rd	Vancouver, Wash. (Mountain View)
50	Tyrone Sampson Jr.	OL	6-3	289	Sr.#	6th	Detroit, Mich. (East English Village Prep)
51	Mose Vavao	OL	6-3	315	Sr.	4th	Newark, Calif. (St. Francis)
52	Isiah Chala Jr.	DL	6-5	265	Fr.	1st	San Francisco, Calif. (Archbishop Riordan)
53	Steven Scheidt	LB	6-1	228	Sr.	5th	Clovis, Calif. (Buchanan/Eastern Michigan)
54	Campbell McHarg	OL	6-3	290	So.	3rd	Thousand Oaks, Calif. (Bishop Alemany/Cal Poly/Oregon State)
54	Sione Noa	DL	6-3	242	So.	2nd	Sacramento, Calif. (Grant Union)
55	Nate Maier	OL	6-5	300	RFr.	2nd	Lake Arrowhead, Calif. (Rim of the World)
58	Marcus Simien	OL	6-4	320	RFr.	2nd	Patterson, Calif. (Patterson)
63	Daniel Taumalolo	OL	6-3	298	Sr.	5th	Belmont, Calif. (Carlmont/College of San Mateo)
64	Hayden Pulis	OL	6-5	285	Jr.	3rd	Hanford, Calif. (Hanford/Fresno City)
69	Jacob Spomer	OL	6-3	284	Jr.	4th	Brentwood, Calif. (Liberty/Diablo Valley JC)
70	Matai Bell	OL	6-3	305	RFr.	2nd	Antioch, Calif. (Campolindo)
71	Rolan Fullwood	OL	6-6	304	So.	3rd	Long Beach, Calif. (Lawndale)
72	Edward Fonua	OL	6-3	308	So.	2nd	Orange, Calif. (Orange/Cerritos College)
73	Jacob Isaia	OL	6-3	306	Sr.#	6th	Las Vegas, Nev. (Bishop Gorman/Michigan State)
74	Julian Polendo	OL	6-6	316	Jr.	4th	Palm Springs, Calif. (Palm Springs)
75	Braylen Nelson	OL	6-6	320	Jr.	3rd	Denver, Colo. (Vista Peak)
76	Kingsley Ugwu	OL	6-5	295	Sr.	4th	Tucson, Ariz. (Sahuaro/Hutchinson CC/Kansas State)
77	Toreon Penright	OL	6-3	288	Jr.	4th	San Bernardino, Calif. (Cajon)
78	Osmar Velez	OL	6-1	307	Sr.	5th	Lost Hills, Calif. (Wasco)
80	Tyler Carr	TE	6-2	225	So.	2nd	Bakersfield, Calif. (Bakersfield Christian/Bakersfield College)
81	Jordan Brown	WR	5-9	173	RJr.	4th	Bellflower, Calif. (Mayfair)
82	Joshua Johnson	WR	6-0	179	RFr.	2nd	Gardena, Calif. (Warren)
84	Tre Watson	TE	6-5	245	Jr.	3rd	Rio Rancho, N.M. (Cleveland)
85	Nathan Acevedo	WR	5-10	168	RFr.	2nd	San Diego, Calif. (Lincoln)
86	Jake Boust	TE	6-4	238	Sr.	5th	Sanger, Calif. (Sanger/Fresno City)
87	Jake Tarwater	TE	6-3	242	So.	2nd	South Lake Tahoe, Calif. (South Tahoe/College of the Sequoias)
88	Richie Anderson	TE	6-4	237	Fr.	1st	Tualatin, Oregon (Tualatin)
88	Merhauti Xepera	DL	6-3	254	RFr.	2nd	Maricopa, Ariz. (Higley)
89	Mordecai Hines	DL	6-5	265	Fr.	1st	Palmdale, Calif. (Highland)
89	Brock Lium	TE	6-5	206	Fr.	1st	Highland, Calif. (Citrus Valley)
90	Dupre Mendoza	DL	6-4	305	So.	2nd	El Monte, Calif. (Arroyo/Mt. San Antonio College)
92	Gavriel Lightfoot	DL	6-4	299	So.	2nd	Moreno Valley, Calif. (Centennial)
94	Julius Gandy	DL	6-2	288	So.	3rd	Watsonville, Calif. (Pacheco)
95	Jason Roberts II	DL	6-1	280	Fr.	1st	Bloomington, Calif. (Inglewood)
97	Jahzon Jacks	DL	6-5	260	RFr.	2nd	East Palo Alto, Calif. (St. Mary's)
98	Kavika Baumgartner	DL	6-2	283	Jr.	3rd	Concord, Calif. (Clayton Valley/College of San Mateo)
99	Ezra Christensen	DL	6-2	265	Jr.	3rd	San Diego, Calif. (Poway/San Diego Mesa)

ALPHABETICAL

No.	Name	Pos.
92	Gavriel Lightfoot	DL
89	Brock Lium	TE
20	Cam Lockridge	DB
46	Dylan Lynch	K
55	Nate Maier	OL
7	Jayden Mandal	QB
54	Campbell McHarg	OL
42	Tyler Mello	LB
90	Dupre Mendoza	DL
4	RL Miller	NKL
48	Abraham Montano	K
28	Damien Moore	RB
18	Jalen Moss	WR
35	Kemari Munier-Bailey	DL
40	Michael Munoz	LS
15	Julian Neal	DB
75	Braylen Nelson	OL
54	Sione Noa	DL
25	Tuasivi Nomura	LB
7	Morice Norris Jr.	NKL
49	Landon Ogles	P
77	Toreon Penright	OL
74	Julian Polendo	OL
64	Hayden Pulis	OL
31	Brandon Ramirez	RB
43	Augustus Remlinger	NKL
50	Charles Remlinger	DE
20	Devon Rivers	RB
95	Jason Roberts II	DB
25	Caden Rodgers	LB
50	Tyrone Sampson Jr.	OL
47	Seth Scheidt	LB
53	Steven Scheidt	LB
1	Raymond Scott	LB
58	Marcus Simien	OL
22	Malik Sherrod	RB
69	Jacob Spomer	OL
8	Antoine Sullivan	WR
87	Jake Tarwater	TE
63	Daniel Taumalolo	OL
26	Tim Thomas	LB
33	Makei Thompson	DB
76	Kingsley Ugwu	OL
51	Mose Vavao	OL
78	Osmar Velez	OL
41	Nick Verdugo	P
27	Ryan Warkentin	RB
84	Tre Watson	TE
8	Jalen Williams	DB
37	Ryan Wilson	DB
2	Joshua Wood	QB
88	Merhauti Xepera	DL

- indicates individual has utilized the additional year of eligibility approved by the NCAA in the fall of 2020. The NCAA approved a blanket waiver for all 2020 fall sports student-athletes to retain a year of eligibility due to the COVID-19 pandemic. Each individual 4th year experience or greater can utilize waiver in future seasons.



2023 FRESNO STATE ROSTER

BY POSITION

Quarterbacks

1	Mikey Keene	QB	5-11	198	RSo.	3rd	Chandler, Ariz. (Chandler/UCF)
2	Joshua Wood	QB	6-2	201	RFr.	2nd	Graham, Wash. (Graham-Kapowsin)
7	Jayden Mandal	QB	6-0	207	Fr.	1st	Clovis, Calif. (Buchanan)
10	Logan Fife	QB	6-0	205	Jr.	4th	Tracy, Calif. (Tracy)
16	Jack Jacobs	QB	6-6	213	Fr.	1st	Santa Clarita, Calif. (Saint Francis)

Running Backs

20	Devon Rivers	RB	5-6	174	Fr.	1st	Brentwood, Calif. (Heritage)
22	Malik Sherrod	RB	5-8	173	Jr.	4th	Oxnard, Calif. (Pacifica)
24	Justin Guin	RB	5-10	189	RFr.	2nd	Novato, Calif. (San Marin)
27	Ryan Warkentin	RB	5-8	186	RFr.	2nd	Reedley, Calif. (Reedley)
28	Damien Moore	RB	5-10	213	Sr.	5th	La Puente, Calif. (Bishop Amat/Cal)
29	Johnathan Arceneaux	RB	5-10	186	So.	3rd	Los Angeles, Calif. (Lawndale)
31	Brandon Ramirez	RB	6-0	202	Fr.	1st	Hanford, Calif. (San Joaquin Memorial)
32	Charles Greer Jr.	RB	5-10	177	Fr.	1st	Pittsburg, Calif. (De La Salle)
33	Elijah Gilliam	RB	5-10	216	Jr.	4th	Las Vegas, Nev. (Bishop Gorman)

Tight Ends

17	Kamron Beachem	TE	6-4	235	So.	3rd	Oceanside, Calif. (Oceanside)
80	Tyler Carr	TE	6-2	225	So.	2nd	Bakersfield, Calif. (Bakersfield Christian/Bakersfield College)
84	Tre Watson	TE	6-5	245	So.	3rd	Rio Rancho, N.M. (Cleveland)
86	Jake Boust	TE	6-4	238	Sr.	5th	Sanger, Calif. (Sanger/Fresno City)
87	Jake Tarwater	TE	6-3	242	So.	2nd	South Lake Tahoe, Calif. (South Tahoe/College of the Sequoias)
88	Richie Anderson	TE	6-4	237	Fr.	1st	Tualatin, Ore. (Tualatin)
89	Brock Lium	TE	6-5	206	Fr.	1st	Highland, Calif. (Citrus Valley)

Wide Receivers

0	Mac Dalena	WR	5-11	174	Sr.	4th	Fresno, Calif. (San Joaquin Memorial)
3	Erik Brooks	WR	5-7	171	Sr.#	6th	Corona, Calif. (Roosevelt)
4	Emoryie Edwards	WR	5-11	180	Sr.#	6th	Tulare, Calif. (Tulare Union)
5	Jaelen Gill	WR	6-0	183	Sr.	5th	Westerville, Ohio (Westerville South/Ohio State/Boston College)
6	Tim Grear Jr.	WR	6-0	176	So.	3rd	New Orleans, La. (John Ebert/Ventura College)
8	Antoine Sullivan	WR	6-1	172	Jr.	3rd	Hemet, Calif. (San Jacinto/San Diego Mesa)
11	Mikel Barkley	WR	5-11	170	Sr.	5th	Tallahassee, Fla. (Great Oak/PalomarCC/TCU/Toledo)
13	Jaceon Doss	WR	6-0	167	So.	2nd	Compton, Calif. (St. John Bosco/Cerritos CC)
15	Artis Cole	WR	6-0	190	Jr.	3rd	Benton, La. (Benton/Glendale CC)
18	Jalen Moss	WR	6-1	168	RFr.	2nd	Menlo Park, Calif. (Menlo-Atherton)
19	Josiah Freeman	WR	6-3	193	RSo.	3rd	Soledad, Calif. (Soledad/Hartnell College)
26	Joe Dalena	WR	5-10	152	Fr.	1st	Fresno, Calif. (San Joaquin Memorial)
81	Jordan Brown	WR	5-9	173	RJr.	4th	Bellflower, Calif. (Mayfair)
82	Joshua Johnson	WR	6-0	179	RFr.	2nd	Gardena, Calif. (Warren)
85	Nathan Acevedo	WR	5-10	168	RFr.	2nd	San Diego, Calif. (Lincoln)

Offensive Line

50	Tyrone Sampson Jr.	OL	6-3	289	Sr.#	6th	Detroit, Mich. (East English Village Prep)
51	Mose Vavao	OL	6-3	313	Sr.	4th	Newark, Calif. (St. Francis)
54	Campbell McHarg	OL	6-3	290	So.	3rd	Thousand Oaks, Calif. (Bishop Alemany/Cal Poly/Oregon State)
55	Nate Maier	OL	6-5	300	RFr.	2nd	Lake Arrowhead, Calif. (Rim of the World)
58	Marcus Simien	OL	6-4	320	RFr.	2nd	Patterson, Calif. (Patterson)
63	Daniel Taumalolo	OL	6-3	298	Sr.	4th	Belmont, Calif. (Carlmont/College of San Mateo)
64	Hayden Pulis	OL	6-5	285	Jr.	3rd	Hanford, Calif. (Hanford/Fresno City)
69	Jacob Spomer	OL	6-3	284	Jr.	4th	Brentwood, Calif. (Liberty/Diablo Valley JC)
70	Matai Bell	OL	6-3	304	RFr.	2nd	Antioch, Calif. (Campolindo)
71	Rolan Fullwood	OL	6-6	304	So.	3rd	Long Beach, Calif. (Lawndale)
72	Edward Fonua	OL	6-3	308	So.	2nd	Orange, Calif. (Orange/Cerritos College)
73	Jacob Isaia	OL	6-3	306	Sr.#	6th	Las Vegas, Nev. (Bishop Gorman/Michigan State)
74	Julian Polendo	OL	6-6	316	Jr.	4th	Palm Springs, Calif. (Palm Springs)
75	Braylen Nelson	OL	6-6	320	Jr.	3rd	Denver, Colo. (Vista Peak)
76	Kingsley Ugwu	OL	6-5	295	Sr.	4th	Tucson, Ariz. (Sahuaro/Hutchinson CC/Kansas State)
77	Toreon Penright	OL	6-3	288	Jr.	4th	San Bernardino, Calif. (Cajon)
78	Osmar Velez	OL	6-1	307	Sr.	5th	Lost Hills, Calif. (Wasco)

CAREER STARTS LEADERS

Levelle Bailey, LB	36
Mose Vavao, OL	29
Malachi Langley, LB	22
Isaiah Johnson, DE	22
Devo Bridges, DL	15
Justin Houston, NKL	15
Jacob Spomer, OL	14
Braylen Nelson, OL	12
Morice Norris Jr., NKL	12
Johnny Hudson Jr., DT	11
Jacob Isaia, OL	10
Cam Lockridge, DB	8
Tre Watson, TE	6
Mac Dalena, WR	4
Tyrone Sampson Jr., OL	4
Jake Boust, TE	4
Logan Fife, QB	4
Carlton Johnson, DB	3
Gavriel Lightfoot, DT	3
Erik Brooks, WR	2
Raymond Scott, LB	1
Emoryie Edwards, WR	1
Kosi Agina, DB	1
Steven Comstock, DB	1
Chrishawn Gordon, DB	1
Daniel Taumalolo, OL	1

reflects only games started at Fresno State

2023 FRESNO STATE ROSTER

BY POSITION

Defensive Line

5	Devo Bridges	DL	6-2	253	Sr.	5th	Rialto, Calif. (Carter)
17	Johnny Hudson Jr.	DL	6-3	309	Sr.	4th	Atlanta, Ga. (Washington/Jones College/Contra Costa)
18	Isaiah Johnson	DL	6-2	236	Sr.#	6th	Modesto, Calif. (Downey)
23	Jacob Holmes	DL	6-3	297	So.	2nd	Phoenix, Ariz. (Chandler)
35	Kemari Munier-Bailey	DL	6-3	231	Jr.	3rd	Birmingham, U.K. (Juan Diego Catholic/Idaho)
50	Charles Remlinger	DL	6-3	241	Sr.	3rd	Vancouver, Wash. (Mountain View)
52	Isiah Chala Jr.	DL	6-5	265	Fr.	1st	San Francisco, Calif. (Archbishop Riordan)
54	Sione Noa	DL	6-3	242	So.	2nd	Sacramento, Calif. (Grant Union)
88	Merhauti Xepera	DL	6-3	254	RFr.	2nd	Maricopa, Ariz. (Higley)
89	Mordecai Hines	DL	6-5	265	Fr.	1st	Palmdale, Calif. (Highland)
90	Dupre Mendoza	DL	6-4	305	So.	2nd	El Monte, Calif. (Arroyo/Mt. San Antonio)
92	Gavriel Lightfoot	DL	6-4	299	So.	2nd	Moreno Valley, Calif. (Centennial)
94	Julius Gandy	DL	6-2	288	So.	3rd	Watsonville, Calif. (Pacheco)
95	Jason Roberts II	DL	6-1	280	Fr.	1st	Bloomington, Calif. (Inglewood)
97	Jahzon Jacks	DL	6-4	260	RFr.	2nd	East Palo Alto, Calif. (St. Mary's)
98	Kavika Baumgartner	DL	6-2	283	Jr.	3rd	Concord, Calif. (Clayton Valley/College of San Mateo)
99	Ezra Christensen	DL	6-2	265	Jr.	3rd	San Diego, Calif. (Poway/San Diego Mesa)

Linebackers

1	Raymond Scott	LB	6-1	242	Sr.#	6th	Los Angeles, Calif. (Narbonne/USC)
6	Levelle Bailey	LB	6-2	224	Sr.#	5th	Sacramento, Calif. (Luther Burbank)
9	Malachi Langley	LB	6-1	239	Sr.	5th	Los Angeles, Calif. (Pasadena)
19	Zeke Branham	LB	6-1	231	So.	3rd	Mesa, Ariz. (Skyline)
26	Tim Thomas	LB	6-1	221	RFr.	2nd	Tracy, Calif. (Lincoln)
30	Tanner Blount	LB	6-0	222	Sr.	5th	Clovis, Calif. (Buchanan)
31	Phoenix Jackson	LB	6-0	219	So.	3rd	Modesto, Calif. (Central Catholic)
34	Caden Rodgers	LB	6-0	225	RFr.	2nd	Clovis, Calif. (Buchanan)
42	Tyler Mello	LB	6-2	224	Sr.	4th	Hanford, Calif. (Hanford)
44	Tuasivi Nomura	LB	6-1	231	Sr.	5th	Corona, Calif. (Centennial/USC)
47	Seth Scheidt	LB	6-1	217	RFr.	2nd	Merced, Calif. (Merced)
53	Steven Scheidt	LB	6-1	228	Sr.	5th	Clovis, Calif. (Buchanan/Eastern Michigan)

Nickelbacks

0	Charlotin Charles	NKL	6-0	194	So.	3rd	Las Vegas, Nev. (Bishop Gorman)
4	RL Miller	NKL	6-3	189	Fr.	1st	San Francisco, Calif. (Sacred Heart)
7	Morice Norris Jr.	NKL	5-11	198	Sr.	5th	Fresno, Calif. (Sanger/Orange Coast College)
13	Justin Houston	NKL	6-3	185	Sr.	4th	Gardena, Calif. (Junipero Serra)
43	Augustus Remlinger	NKL	5-11	198	Fr.	1st	Vancouver, Wash. (Buchanan)

Defensive Backs

2	Carlton Johnson	DB	6-0	165	Sr.	5th	Moreno Valley, Calif. (Rancho Verde/Southern Utah/Riverside CC)
3	Alzillion Hamilton	DB	5-11	183	So.	3rd	Castro Valley, Calif. (Hayward)
8	Jalen Williams	DB	5-11	187	So.	3rd	Lancaster, Calif. (Paraclete)
10	Kosi Agina	DB	6-0	200	Sr.	4th	Fresno, Calif. (Sanger)
11	Jayden Davis	DB	6-1	185	RFr.	2nd	Fresno, Calif. (Bullard)
15	Julian Neal	DB	6-2	198	So.	3rd	San Francisco, Calif. (Mission)
16	Ah'Marion Ashley	DB	5-10	157	Fr.	1st	Jacksonville, Fla. (Edison)
20	Cam Lockridge	DB	6-0	179	Sr.	5th	Tampa, Fla. (Robinson/Reedley College/Hawai'i)
22	Steven Comstock	DB	6-1	205	Sr.#	6th	Glendora, Calif. (Northview)
24	Chrishawn Gordon	DB	5-11	186	Jr.	5th	Oceanside, Calif. (Valley Center/Dixie State/Butte College)
25	Justin Johnson	DB	6-1	201	Fr.	1st	Los Angeles, Calif. (Inglewood)
27	Camryn Bracha	DB	6-0	186	Jr.	3rd	Clovis, Calif. (Buchanan/Fresno City)
28	Jomarion Briggs	DB	6-1	174	RFr.	2nd	Stockton, Calif. (Lincoln)
29	Jaden Carrillo	DB	6-0	169	Fr.	1st	Clovis, Calif. (Clovis)
32	Dean Clark	DB	6-1	207	Sr.	5th	Massillon, Ohio (Massillon Washington/Kent State)
33	Makei Thompson	DB	x-x	xxx	Fr.	1st	San Diego, Calif. (Mira Mesa)
37	Ryan Wilson	DB	6-0	195	RJr.	2nd	Rancho Palos Verdes, Calif. (Palos Verdes/ Long Beach CC)

Specialists

36	Nick D'Ambra	LS	6-0	225	Sr.#	6th	Glen Ellyn, Ill. (Glenbard South/Western Illinois)
39	Jordan Kennedy	K	6-0	192	So.	2nd	Novato, Calif. (De La Salle/Mississippi State)
40	Michael Munoz	LS	6-2	215	Jr.	4th	Upland, Calif. (Upland)
41	Nick Verdugo	P	x-x	xxx	RFr.	2nd	Rocklin, Calif. (Del Oro/Old Dominion)
45	Carson King	P	6-0	211	Sr.#	6th	Livermore, Calif. (Freedom)
46	Dylan Lynch	K	5-10	171	So.	2nd	Bakersfield, Calif. (Liberty)
48	Abraham Montano	K	6-1	198	Jr.	5th	Salinas, Calif. (Alisal/Hartnall College)
49	Landon Ogles	P	6-3	249	Jr.	3rd	San Diego, Calif. (Rancho Bernardo/Palmer)

CAREER GP LEADERS

Levelle Bailey, LB	45
Isaiah Johnson, DE	42
Erik Brooks, WR	39
Malachi Langley, LB	37
Carson King, P	33
Mose Vavao, OL	33
Mac Dalena, WR	33
Kosi Agina, DB	33
Steven Comstock, DB	29
Tyrone Sampson Jr., OL	29
Devo Bridges, DL	28
Justin Houston, NKL	26
Tyler Mello, LB	26
Tanner Blount, LB	25
Malik Sherrod, RB	24
Emoryie Edwards, WR	22
Tre Watson, TE	20
Jake Boust, TE	18
Jordan Brown, WR	18
Braylen Nelson, OL	17
Alzillion Hamilton, DB	16
Michael Munoz, LS	16
Abraham Montano, K	16
Chrishawn Gordon, DB	16
Charles Remlinger, DE	15
Jacob Spomer, OL	14
Phoenix Jackson, LB	14
Jacob Isaia, OL	14
Nick D'Ambra, LS	14
Morice Norris Jr., NKL	14
Johnny Hudson Jr., DT	14
Elijah Gilliam, RB	13
Cam Lockridge, DB	13
Jalen Williams, DB	12
Osmar Velez, OL	12
Logan Fife, QB	11
Gavriel Lightfoot, DT	11
Daniel Taumalolo, OL	11
Kamron Beachem, TE	10
Julian Polendo, OL	10
Zeke Branham, LB	9
Dylan Lynch, K	9
Toreon Penright, OL	9
Jacob Holmes, DT	8
Carlton Johnson, DB	7
Julian Neal, DB	7
Sione Noa, DE	7
Raymond Scott, LB	4
Jahzon Jacks, DT	4
Rolan Fullwood, OL	3
Julius Gandy, DT	2
Charlotin Charles, NKL	1
Jalen Moss, WR	1
Jayden Davis, DB	1

reflects only games played at Fresno State





JEFF TEDFORD

HEAD COACH | 2ND SEASON | FRESNO STATE (1992)

Since taking over the reins of his alma mater, Jeff Tedford has taken the Bulldog football program to new heights. In four seasons as the head coach, Tedford led Fresno State to three West Division titles, two Mountain West Championship wins, three Bowl Game victories, and two Top 25 finishes to cap a season.

Tedford coached Fresno State to three 10-win seasons in his tenure (2017, 2018 and 2022). He has the second-most 10-win seasons as head coach in Fresno State football history, behind Jim Sweeney (1976-96). Tedford coached the Bulldogs to their winningest season in program history with 12 wins in 2018.

In his first stint as the Bulldogs' head coach, Tedford inherited a 1-11 football program when he was first announced as head coach. In four seasons as head coach, he has led the program to a 36-18 overall record and a 23-9 record in Mountain West play.

Summary:

Tedford, who coached the Bulldogs for the 2017-19 seasons, made his return to the helm of the program for his second stint as head coach of his alma mater. Tedford was hired as head coach of the program on Dec. 8, 2021.

The 2022 season was one that will be remembered for years to come. Fresno State became the first program in FBS history to begin its season 1-4, and finish with 10 wins. Fresno State closed the 2022 season with 9-straight wins to end the year with a 10-4 record, highlighted by a Mountain West Championship title and a dominant 29-6 win over Washington State in the Jimmy Kimmel LA Bowl. Fresno State's winning streak enters the 2023 season as the third-longest active winning streak in the FBS.

The Bulldogs finished the season ranked No. 24 in the final release of the AP Poll and the Coaches Poll for 2022. It was just the fourth time in program history that the Bulldogs closed out the year as a nationally ranked team, and the second time under Tedford. After finishing in the Top 25, Fresno State cemented itself as the only program in the Mountain West to appear in the Top 25 at any point in the season.

In 2022, Fresno State had 12 All-Mountain West selections, including first team honorees in quarterback Jake Haener, wide receiver Jalen Cropper, running back Jordan Mims and defensive end David Perales. Fresno State's four first team selections in 2022 were the most for the Bulldogs since the 2018 season. Also of note, Haener became the first Bulldog quarterback to earn a first team All-Mountain West nod since Derek Carr in 2013.

Not only did Fresno State succeed on the field under Tedford, but also in the class-

room. The Bulldogs had a program record 53 student-athletes named to the Fall 2022 Academic All-Mountain West team, a mark that led the conference that season.

Tedford stepped away from coaching following the 2019 season due to health concerns, although still residing in the Valley.

In 2019, Fresno State finished 4-8. Five of Fresno State's eight losses that season were decided by one possession, notably falling by a small margin to both USC and Minnesota that season. The Bulldogs were highlighted by first team All-Mountain West linebackers Mykal Walker and Justin Rice in 2019. Six Bulldogs were honored by the conference that season, in addition to Walker and Rice, running back Ronnie Rivers earned second team honors, and defensive lineman Kevin Atkins, punter Blake Cusick and defensive back Juju Hughes were honorable mention selections. Rice was tabbed the preseason Defensive Player of the Year by the conference, entering the 2020 season. Walker and Hughes went on to have professional NFL careers.

In 2018, in addition to defeating Boise State on the road in overtime, 19-16, for Fresno State's first conference championship since 2013, the Bulldogs capped the season with a 31-20 triumph over Arizona State to win the Mitsubishi Motors Las Vegas Bowl. The bowl win left the Bulldogs with their first 12-win season in the 97-year history of the program. This, one season after engineering one of the greatest turnarounds in FBS history guiding the Bulldogs to a 10-4 record, an appearance in the MW title game and a Hawai'i Bowl win over Houston.

The renaissance under Tedford has led to FBS history being made as Fresno State became the first team to secure back-to-back double-digit winning seasons following a double-digit loss season.

The 2018 Bulldogs finished nationally ranked in the final rankings of the season for the first time since 2004. Fresno State finished ranked No. 18 in both the AP Top 25 and Coaches poll, announced Jan. 8, 2019. It was the best finish in the AP Top 25 in program history, besting No. 22 in 2004. The 'Dogs also held a No. 21 ranking in the final College Football Playoff poll released on Dec. 2, 2018.

Individual accolades in 2018 included Tedford being named an Eddie Robinson Award finalist and a Paul "Bear" Bryant Coach of the Year Award finalist. Fresno State sported 15 all-conference honorees in 2018, including the league's Defensive Player of the Year in linebacker Jeff Allison. In addition, 19 student-athletes were named to the Fall Academic All-Mountain West team.

JEFF TEDFORD COACHING HIGHLIGHTS

- In his time as Fresno State head coach (four seasons), Tedford has led the Bulldogs to three West Division titles, two Mountain West Championship wins, three bowl game victories, two Top 25 finishes, and three 10-win seasons.
- Led Fresno State to become the first school in FBS history to begin a season 1-4, and finish with 10 wins, in 2022.
- Engineered the second-largest win improvement in FBS history in his first year at Fresno State (+8) as the Bulldogs became only the third FBS team go from double-digit losses to double digit wins.
- Under Tedford, Fresno State became the first team in the FBS to secure back-to-back double-digit winning seasons (2017, 2018) following a double-digit losing season.
- Coached Fresno State to its winningest season in program history (12-2) in 2018.
- Led Fresno State to its first bowl win since 2007 during his first season (2017).
- Three-time conference Coach of the Year with two in the Pac-10 (2002, 2004) and one in the Mountain West (2017).
- Has coached in 16 Bowl Games - as an assistant coach and head coach
- Has seen 44 players drafted in the NFL as a head coach.
- Led Cal to a school-record seven consecutive bowl games.
- Led the Golden Bears to a school-record-tying eight straight winning seasons (2002-09).
- Recorded 14 wins over ranked teams during his 11 seasons at Cal.
- Offenses at Cal averaged at least 29 points per game in nine of 11 seasons, including a then-program best of 36.8 in 2004.
- Produced seven-straight 1,000-yard rushing seasons and had a 1,000-yard rusher in nine of his 11 seasons at Cal.
- 2008: Offensive lineman Alex Mack was awarded the Draddy Trophy, otherwise known as the "Academic Heisman".
- 2007: Six players selected in the 2008 NFL Draft, a school-record for the seven-round version of the draft.
- 2006: Named a finalist for the Liberty Mutual Coach of the Year Award.
- 2004: Posted school's best regular-season record (10-1) since 1950 team which was 9-0-1 en route to being named Pac-10 Coach of the Year for the second time, a feat that no other coach at Cal had accomplished.
- 2004: All-American J.J. Arrington rushed for a NCAA-best and program record, 2,018 yards.
- 2003: Led the Pac-10 in rushing for the first time in 45 years with 2,356 yards and a 168.3 yard per game average.
- 2002: Named Pac-10 Coach of the Year in his first season at Cal, tying for the biggest one-year turnaround in the nation, and second-largest in in program history, after a six-win increase.
- 2002: Led the Bears to three victories over nationally-ranked opponents in the same season for the first time in 52 years.

With a 10-4 record in his first season, Fresno State became the third team in FBS history to turn a double-digit loss season (2016) into a double-digit win season (2017) the following year. The season included an appearance in the nation's top 25, clinching the Mountain West's West Division crown and leading the 'Dogs to their first appearance in the MW Championship game since 2014. He also guided the 'Dogs to the program's first bowl victory since 2007 with their win at the Hawai'i Bowl.

Great success brought great notoriety as Tedford was named the 2017 Mountain West Coach of the Year, was a semifinalist for the George Munger College Coach of the Year Award presented by the Maxwell Football Club, a finalist for the Eddie Robinson Coach of the Year Award, and the AFCA Region-5 Coach of the Year.

While Tedford was honored as the league's coach of the year, the team had 16 student-athletes recognized with MW postseason honors - the most for the Bulldogs in a single-season since joining the conference in 2012. In the classroom, the 'Dogs also set a team-best number since joining the conference as they had 24 named to the Fall Academic All-Mountain West team.

Tedford, a former Bulldog quarterback and Fresno State assistant coach, returned to the Valley after holding the position of offensive consultant for the Washington Huskies - a 2016 College Football Playoff team.

Tedford assumed the role of acting head coach on Nov. 27, 2016, following the conclusion of the 2016 season as Eric Kiesau carried out interim head coaching duties for the remaining two games on the 2016 schedule following Tedford's introductory press conference. Tedford was officially hired on Nov. 10, 2016.

Tedford, who was an already proven winner on the West Coast, came to the Valley with 11 years of head coaching experience at the Division I level - having led the California Golden Bears to 82 wins from 2002-2012. He left as the school's all-time winningest coach.

Tedford's ties to the Valley and Fresno State run deep. He played quarterback at Fresno State in 1981-82 under Jim Sweeney and coached at Fresno State under Sweeney from 1987-88 and 1992-96, and under a then-first-year head coach Pat Hill in 1997.

Tedford's coaching career started at Fresno State, volunteering as an assistant for the 1987-88 seasons. From there he picked up his first full-time position as an assistant for the Calgary Stampeders of the Canadian Football League - a familiar league in which he played quarterback for six seasons after his collegiate career at Fresno State.

He returned to Fresno State in 1992 as the quarterbacks coach and served as the offensive coordinator for the Bulldogs over the ensuing five seasons.

**COACHING HISTORY**

Career Record (Div. I H.C.):

118-75

FS Record: 36-18

Bowl Games Record:

8-3

FRESNO STATE

Dec. 2021-Present: Head Coach

2016-19: Head Coach

WASHINGTON

2016: Offensive Consultant

B.C. LIONS (CFL)

2015: Head Coach

TAMPA BAY (NFL)

2014: Offensive Coordinator

CALIFORNIA

2002-12: Head Coach

OREGON

1998-01: Offensive Coordinator

FRESNO STATE

1993-97: Offensive Coordinator

1992: Quarterbacks

CALGARY (CFL)

1989-91: Offensive Assistant

FRESNO STATE

1987-88: Volunteer Assistant

PLAYING EXPERIENCE

Position: Quarterback

1983-88: CFL (four teams)

1983-85: Hamilton

1986: Calgary

1987: Saskatchewan

1988: Winnipeg

1981-82: Fresno State

1979-80: Cerritos College

Tedford held the same position at Oregon (1998-2001) before he became the head coach at Cal. He was named the Pac-10 Coach of the Year twice, leading the Golden Bears to a school record seven consecutive bowl games and to a conference title in 2006.

Following Tedford's stint at Cal, he moved on to the NFL in 2014 as the Tampa Bay Buccaneers' offensive coordinator. The stop did not last long due to health issues during the preseason that evolved into an indefinite leave of absence, which resulted in the two sides mutually agreeing to part ways.

Tedford made his return to the CFL in 2015 as he was named the head coach of the B.C. Lions. At the conclusion of the season, Tedford elected to exercise an option in his contract to resign and pursue opportunities in college football.

Tedford made his return to college football as an offensive consultant for the Washington Huskies under head coach Chris Peterson in 2016. A relationship rekindled after their time together as assistants at Oregon under then-coach Mike Belotti. Washington's staff also included associate head coach Bob Gregory, who served as Tedford's defensive coordinator at Cal for eight seasons.

Year	School	Overall	Conference	Postseason
2002	Cal	7-5	4-4 (T-4th)	---
2003	Cal	8-6	5-3 (T-3rd)	Insight
2004	Cal	10-2	7-1 (2nd)	Holiday
2005	Cal	8-4	4-4 (T-4th)	Las Vegas
2006	Cal	10-3	7-2 (T-1st)	Holiday
2007	Cal	7-6	3-6 (T-7th)	Armed Forces
2008	Cal	9-4	6-3 (4th)	Emerald
2009	Cal	8-5	5-4 (T-5th)	Poinsettia
2010	Cal	5-7	3-6 (8th)	---
2011	Cal	7-6	4-5 (4th North)	Holiday
2012	Cal	3-9	2-7 (5th North)	---
2017	Fresno State	10-4	7-1 (1st West)	Hawai'i
2018	Fresno State	12-2	7-1 (1st West)	Las Vegas
2019	Fresno State	4-8	2-6 (5th West)	---
2022	Fresno State	10-4	7-1 (1st West)	LA
Totals	16 Years	118-75 (.611)	73-54 (.574)	11 Bowl Appearances

Tedford graduated from Warren High School in Downey, California and attended Cerritos Junior College for two seasons before becoming the Bulldogs' quarterback in 1981.

He and his wife Donna have two children, Taylor and Quinn. Quinn and his wife Randi have a son, Tanner - Tedford and Donna's first grandchild.

Cal Football (Head Coach, 2002-2012):

After accepting his first head coaching position in 2002, Tedford spent 11 seasons at the helm of the Cal football team. Tedford left Cal as the winningest coach in program history with 82 wins; the Golden Bears posted a school-record run of seven straight bowl appearances from 2003-09 and ranked as high as No. 2 in the nation in 2007 - its highest ranking since 1951.

The Bears were 5-3 in the postseason under Tedford, including a school-record string of four consecutive bowl wins from 2005-08, making him the only Cal mentor with more than two postseason victories. The Bears also won enough games to be bowl eligible with a seven-victory season in his first campaign in 2002, but were ineligible for a bowl. In addition, Cal put together a school-record-tying eight consecutive winning campaigns from 2002-09 and added a ninth in 10 seasons in 2011. Cal twice posted a school record-tying 10 wins under Tedford, the sixth and seventh times in school history, in 2004 and 2006.

All of this at the head of a program that won just one game in 2001, the year prior to his arrival - making the renaissance of the Cal football program over that decade arguably one of the most impressive turnarounds in college football history.

The Bears had 40 players selected in the NFL Draft during the 11 drafts following seasons that have occurred while Tedford was the head coach at Cal, including eight first-round picks.

Tedford also has earned a reputation as a strong recruiter, with his last three classes in 2010, '11 and '12 being ranked as high as No. 11, No. 13 and No. 15 nationally. Prior to the 2011 campaign, Sporting News bestowed the honor of the Pac-12's best recruiter on him.

But Tedford's teams not only got it done on the field, they got it done in the classroom in Berkeley. His players were recognized as conference All-Academic honorees 110 times in 11 seasons.

Tedford's success with the Cal program also resulted in local devotion and national attention. Cal averaged more than 57,000 fans per contest for seven consecutive seasons from 2004-10, before moving to the 45,000-seat AT&T Park in 2011 while Memorial Stadium underwent an extensive renovation and retrofit prior to reopening for the team's 2012 home contests. The seven-year stretch included a string of 43 consecutive games in front of at least 50,000 fans at Memorial Stadium (Sept. 11, 2004 - Nov. 20, 2010). In 2006, the Bears set school records for average fans per home game (64,318) and overall spectators (450,223). The following year in 2007, Cal established a school record with 41,366 season-ticket holders.

Nationally, Cal had multiple Heisman Trophy candidates under Tedford's tutelage, with J.J. Arrington (2004), Marshawn Lynch (2006), DeSean Jackson (2007) and Jahvid Best (2009) among top candidates for the prestigious honor at some point in the season; Arrington finished eighth in the final voting.

Tedford has used his own signal-calling experience to build a reputation as a quarterback guru. During his lengthy collegiate coaching career at Cal (2002-2012), Oregon (1998-2001) and Fresno State (1992-97), Tedford has been an integral piece in the development of six quarterbacks that became NFL first-round picks - Kyle Boller, David Carr, Trent Dilfer, Joey Harrington, Aaron Rodgers and Akili Smith.

Rodgers, an under-the-radar junior college transfer like Tedford, ranked No. 8 nationally in pass efficiency in 2004 when he completed 66.1 percent of his passes for 2,566 yards and 24 touchdowns with only eight interceptions for the Bears. He put up similar numbers the previous season when he completed 61.6 percent of his passes for 2,903 yards and 19 touchdowns with only five interceptions. After being drafted by the Green Bay Packers in the first round of the 2005 NFL Draft, Rodgers has become one of the top quarterbacks in the NFL and followed his first Pro Bowl selection in 2009 by earning Super Bowl XLV MVP honors the following season after leading the Packers to a victory over the Pittsburgh Steelers.

In addition to his success with quarterbacks, Tedford's teams have featured balanced attacks and became notorious for their ferocity on the ground. In nine of his first 10 seasons at Cal, Tedford had at least one running back post a 1,000-yard rushing season, including a string of seven consecutive years with a 1,000-yard rusher from 2002-08 and then again in 2010 and 2011.



COACHES AND STAFF

In 2004, Arrington broke Chuck Muncie's single-season school record with 2,018 yards, which led the country (168.2 ypg) as Arrington rushed for at least 100 yards in each of his 12 contests. In 2007, Justin Forsett's 1,546 rushing yards were briefly the second-best in Cal history, but Best's four-game flourish (814 yards) at the end of 2008 gave him 1,580 for the year to move past Forsett. Lynch had back-to-back 1,000-yard seasons in 2005 and 2006, while Adimchinobe Echemandu (1,195 yards in 2003), Isi Sofele (1,322 yards in 2011), Shane Vereen (1,167 yards in 2010), and Joe Igber (1,075 yards in 2002) each reached the 1,000-yard milestone under Tedford as well.

While offense has been Tedford's forte, Cal's defense toughened considerably during his reign as the Bears' coach. His 2004 team ranked eighth nationally in scoring defense, allowing just 16.0 points per game. In 2005, the Bears led the Pac-10 in scoring defense, giving up only 21.2 points per contest. In 2008, Cal led the Pac-10 in the two key categories of red zone defense (68.2%) and takeaways (34). The Bears were second in the conference in rush defense (112.0 ypg) in 2009. Cal then had a stellar season on defense in 2010 in their first year under former Super Bowl coordinator Clancy Pendergast, leading the league and ranking among the top 25 nationally in sacks (2.83 spg, No. 13 NCAA), total defense (319.08 ypg, No. 18 NCAA) and pass defense (187.0 ypg, No. 21 NCAA). In 2011, Cal again led the Pac-12 in total defense (332.92 ypg) and pass defense (204.23 ypg), ranking 25th and 37th nationally. Cal also continued to make big plays on defense in 2011 as the Pac-12's top team in tackles for loss (7.69 tflpg, No. 7 NCAA) while ranking third in the conference in sacks (2.62 spg, No. 19 NCAA). In addition, the Bears led the Pac-12 in opponents' first downs, allowing only 17.4 per game.

Other national recognition that came the Bears way under Tedford was: Alex Mack picking up the 2008 Draddy Award (often referred to as the Academic Heisman), while Mike Mohamed was one of 16 players across the country in the National Football Foundation's Scholar-Athlete Class of 2010 and a finalist for the prestigious honor won by Mack now known as the William V. Campbell Trophy. Giorgio Tavecchio was a semifinalist for the same honor in 2011. In 2006, the Bears had a pair of players collect national awards. Jackson was the recipient of the inaugural Randy Moss Award as the top returner in the country, while Daymeion Hughes earned The Lott IMPACT Trophy, given to the nation's top defensive player to equally recognize his athletic performance and personal character.

As an Assistant Coach:

Prior to his arrival in Berkeley, Tedford was the offensive coordinator and quarterbacks coach at Oregon, serving in that role for four seasons, including the 2001 campaign when the Ducks finished with a No. 2 national ranking.

Tedford played an integral role in the rise of the Oregon program during his tenure in Eugene – a period in which the Ducks posted the Pac-10's best record (38-10) while finishing progressively better each year (8-4 in 1998, 9-3 in 1999, 10-2 in 2000 and 11-1 in 2001). During his first season as offensive coordinator in 1998, Oregon set school records in passing yards, total offense and points scored. Tedford's passing acumen was clearly evident in the rapid development of Smith, who earned Pac-10 Offensive Player of the Year accolades as he finished second in the nation in pass efficiency and was later chosen third overall in the 1999 NFL Draft by Cincinnati.

Duck quarterbacks A.J. Feeley and Joey Harrington combined to pass for 3,131 yards and 24 TDs on the Sun Bowl champion team that ranked 13th nationally in scoring in 1999, while the 2000 club tied for the Pac-10 crown and defeated Texas in the Holiday Bowl. Tedford's last Oregon squad in 2001 showcased one of the nation's premier quarterbacks in Harrington, who won Pac-10 Offensive Player of the Year honors and finished fourth in the Heisman Trophy balloting.

In 1992 as the quarterbacks coach at Fresno State, Tedford began honing the skills of Trent Dilfer. Under Tedford's guidance, the Bulldogs' quarterback earned first-team All-WAC honors for an offense that led the nation in scoring (44.2 ppg), ranked second in total offense (541.9 ypg) and beat USC in the Freedom Bowl. A season later, Tedford became the Bulldogs' offensive coordinator, and Fresno State ranked third nationally in scoring and total offense while earning an Aloha Bowl invitation. Dilfer ranked first nationally in passing efficiency (173.1 rating) and won the WAC Offensive Player of the Year award. He was later chosen by Tampa Bay with the sixth overall selection of the 1994 NFL Draft.

Tedford's coaching career began with two seasons as a volunteer assistant at Fresno State (1987-88) before he joined Calgary of the CFL for three seasons (1989-91), including the 1991 team that advanced to the Grey Cup title game.

Playing Career:

A relentless drive developed in Tedford as a young football player at Warren High School, in the Southern California city of Downey, that led the undersized quarterback to a solid prep career. Tedford had a standout two-year stint at Cerritos College (1979-80) before a record-setting two-year stay at Fresno State (1981-82). During his days as a Bulldog, he established several school passing records, including career marks for passing yardage (4,872) and touchdown passes (35), while earning honorable mention All-America notice in 1982 when he set single-season Fresno State standards for passing yardage (2,993) and TD passes (24).

After departing Fresno State, Tedford played professionally in the Canadian Football League for six seasons with Hamilton, Calgary, Saskatchewan and Winnipeg. He appeared in the league's championship game (Grey Cup) with Hamilton in 1984.

First Round NFL Quarterbacks Coached by Tedford

- Kyle Boller (Cal) - 2003: 19th pick (Baltimore)
 - Coached in 2002
- David Carr (Fresno State) - 2002: 1st pick (Houston)
 - Coached in 1997
- Trent Dilfer (Fresno State) - 1994: 6th pick (Tampa Bay)
 - Coached from 1992-93
- Joey Harrington (Oregon) - 2002: 3rd pick (Detroit)
 - Coached from 1998-2001
- Aaron Rodgers (Cal) - 2005: 24th pick (Green Bay)
 - Coached from 2003-04
- Akili Smith (Oregon) - 1999: 3rd pick (Cincinnati)
 - Coached in 1998

PAT McCANN

OFFENSIVE COORDINATOR / WIDE RECEIVERS

2ND SEASON | WESTERN WASHINGTON (2009)

Pat McCann was added to the Fresno State coaching staff on Dec. 23, 2021 to lead the wide receivers and serve as the team's offensive pass game coordinator. He was announced as the program's offensive coordinator on Jan. 31, 2023, after just one season with the Bulldogs.

His first year at Fresno State was a memorable one as Fresno State became the first program in FBS history to start the season 1-4, and finish with 10 wins. Fresno State ended the year on a nine-game winning streak, and won the 2022 Mountain West Championship and the Jimmy Kimmel LA Bowl.

McCann served as Fresno State's wide receivers coach and pass game coordinator in 2022. The Bulldogs' offense was pass heavy a season ago, leading the Mountain West in total passing yards (3,788), pass completions (336) and pass completion percentage (71.04). Fresno State was second in the conference in total passing offense, passing yards per completion, pass attempts, passing yards per attempt, and passing touchdowns.

Fresno State averaged 270.6 yards through the air per game in 2022.

McCann coached a talented wide receiver room in his first year with the Bulldogs. Senior Jalen Moreno-Cropper became the first Bulldog since 2018 to have a 1,000-yard receiving season, finishing the year with 1,086 yards and five touchdowns. First year Bulldog Nikko Remigio, who transferred in as a graduate transfer from Cal, was second on the team in receiving yards with 852 on the year. Remigio had a team-high six receiving touchdowns last season.

Moreno-Cropper (first team) and Remigio (second team) were both All-Mountain West selections in 2022. McCann continued the trend at Fresno State in having at least two receivers selected as All-MW talent as the Bulldogs have had at least two in each year since 2020.

The wide receiver room had four different receivers with over 390 yards, and five players with multiple receiving scores on the year. Fresno State's offense featured three receivers with 50 or more receptions and four or more TD receptions.

McCann was hired by Jeff Tedford in December 2021 to coach the Bulldogs wide receivers following three seasons at Eastern Washington. He served as the Eagles' wide receivers coach and pass game coordinator. He also served as the interim offensive coordinator to finish the 2021 season.

In the fall 2021 season, McCann coached Eastern Washington to a 10-3 record (6-2 Big Sky). The Eagles were consistently ranked in the Top 25 in the FCS, finishing the season ranked No. 7 with an appearance in the NCAA Championship Subdivision playoff.

Serving as the pass game coordinator and wide receivers coach for the Eagles, McCann had a hand in the success of an offense that averaged 555.7 total offensive yards per game, and 400.54 passing yards per game in 2021. The offensive

unit averaged 44.0 points per game. Eastern Washington led the FCS in total offense that season.

Throughout the 2021 season, the Eagles' offensive attack set the program single-game passing records in most yards passing, most offensive plays, most yards of total offense, most passing attempts and most passing touchdowns.

The passing attack was led by quarterback Eric Barriere, who earned All-American and All-Conference honors in 2021. Barriere was the 2021 National FCS Player of the Year and the Big Sky Offensive Player of the Year. The passing success came with the assistance of four all-conference wide receivers in Talolo Limu-Jones, Efton Chism III, Andrew Boston and Freddie Roberson.

In 2020-21, he coached a pair of All-Big Sky wide receivers in senior Talolo Limu-Jones (unanimous first team) and sophomore Freddie Roberson (second team). Limu-Jones went on to earn second team All-American honors from the American Football Coaches Association and Stats Perform. He and Roberson combined for 81 receptions for 1,229 yards and seven touchdowns in seven games as the favorite targets for first team All-America quarterback Eric Barriere.

As a team, the Eagles ranked third in FCS in total offense (524.9 per game) after leading during the regular season. Eastern was also seventh in scoring (37.7) and fourth in passing (367.3) while finishing 5-2 overall and 5-1 in the Big Sky with a five-game winning streak to end the regular season.

In his debut season, McCann helped coach sophomore Andrew Boston to third team All-Big Sky Conference honors, and senior Jayson Williams received honorable mention. The Eagles led FCS in total offense for the third time in school history with an average of 524.8 yards per game. Eastern was the only team in the division to rank in the top 24 in total offense, passing (317.1, fifth) and rushing (207.8, 19th), and were second in scoring (40.6).

In addition, EWU's recruiting class in 2019 was ranked No. 1 in the Big Sky and No. 2 in FCS. Eastern finished the 2019 season 7-5 overall and 6-2 in the Big Sky to finish with at least five league wins for the 13th-straight season.

Formerly from Olympia, Wash., McCann came to EWU from Northern Iowa where he was wide receivers coach in 2017 and 2018. McCann, a 2009 graduate of Western Washington University, spent four previous seasons at EWU's fellow Big Sky Conference member UC Davis.

Interestingly, McCann faced his former team (UCD) in 2018 while he was coaching UNI – with a twist. A family matter sidelined Panthers offensive coordinator John Bond at the end of the season, and McCann filled in. He debut calling plays came in a 37-0 win over Missouri State, then UNI edged Lamar 16-13 in the first round of the NCAA Football Championship Subdivision Playoffs.



COACHING HISTORY

Fresno State

Present: Offensive Coordinator/
Wide Receivers

2022: Wide Receivers/Pass Game
Coordinator

Eastern Washington

2021: Interim Offensive Coordinator

2020-21: Wide Receivers/Pass
Game Coordinator

2019: Wide Receivers/Recruiting
Coordinator

Northern Iowa

2017-18: Wide Receivers

UC Davis

2013-16: Wide Receivers

Stonehill College (Mass.)

2011-12: Offensive Coordinator/WR

2009-11: WR/Video Coordinator

PLAYING EXPERIENCE

Position: Wide Receiver

2006-08: Western Washington

2003-05: College of the Canyons

EDUCATION

Western Washington

- Bachelors in Exercise and Sport
Science

Sport Psychology emphasis (2009)

Grand Canyon

- Masters in Leadership Studies
(2011)



However, the Panthers lost 23-16 to the UC Davis Aggies, who would go on to lose to Eastern 34-29 in the quarterfinals. Northern Iowa finished 7-6 in 2018 and were 8-5 in 2017.

Among the receivers he coached at UNI was first team All-Missouri Valley Football Conference selections Daurice Fountain, who was drafted in the fifth round in the 2018 NFL Draft by the Indianapolis Colts. Deion McShane in 2018 and Isaiah Weston in 2017 both were named to the MVFC All-Newcomer squad and earned freshman All-America honors.

While receivers coach at UC Davis, McCann was integral in helping All-Big Sky second team selection Keelan Doss receive sophomore All-America honors from Hero Sports in 2016. McCann was also key in coaching Tom Hemmingsen, Ramon Vargas and Chris Martin to All-Big Sky honorable mention honors during his time with the Aggies.

Prior to his tenure at UC Davis, McCann served as the offensive coordinator and wide receivers coach at Stonehill College in Easton, Mass. He was also the special teams coordinator from 2011-12 and the wide receivers coach and video coordinator from 2009-2011. He developed all-conference wide receiver John Gomes in 2012 along with helping Gordon McLeod and Zaire Reiph earn all-rookie selections in 2011 and 2012.

After graduating from Olympia HS in 2003, McCann played football at Western Washington from 2007-2008, earning first team All-Great Northwest Athletic Conference honors as a wide receiver in 2008. As a senior, he caught 58 passes for 1,057 yards and 11 touchdowns, then Western discontinued its football program following the season.

He graduated from Western Washington with a bachelor's degree in exercise and sport science with a sport psychology emphasis in 2009 and went on to earn his master's in leadership studies in 2011 from Grand Canyon University.

He also spent time playing at the College of the Canyons from 2003-05, leading his team to a Junior College National Championship in 2004. Prior to that, he graduated from Olympia (Wash.) High School where he earned first team All-Narrows League honors as a senior when he had 26 catches for 460 yards and nine touchdowns.

His wife, Andrea, is also from Olympia, and they have two sons, Damian and Paxton. Pat's brother, Jeff McCann, played football (wide receiver) at Whitworth University.

KEVIN COYLE

DEFENSIVE COORDINATOR
2ND SEASON | UMASS (1978)

Kevin Coyle joined the Fresno State coaching staff as its defensive coordinator on December 23, 2021. Coyle is no stranger to the Central Valley as he previously coached at Fresno State as the Bulldogs defensive coordinator under head coach Pat Hill from 1997-2000.

His first year back at Fresno State was a memorable one as Fresno State became the first program in FBS history to start the season 1-4, and finish with 10 wins. Fresno State ended the year on a nine-game winning streak, and won the 2022 Mountain West Championship and the Jimmy Kimmel LA Bowl.

Fresno State's defense looked different under Coyle than it had in previous seasons, running a bit more complex and NFL-like scheme in 2022.

In year one back as the defensive coordinator at Fresno State, Coyle's defense rated in the Top 5 in the Mountain West in total defense (338.93 yards per game), scoring defense (19.43 points per game), rushing defense (149.57 yards per game), pass defense (189.36 yards per game), and sacks (2.14 per game). Fresno State was No. 9 in the FBS in team passing efficiency defense (109.88).

Fresno State's defense ranked 14th in the nation in scoring defense, holding teams to an average of 19.43 points per game. Eight of Fresno State's opponents were held to under 20 points, including five with 10 or less points. The Bulldogs shutout Wyoming on Nov. 25.

The Bulldogs held two opponents to under 200 yards of total offense in Coyle's first season as defensive coordinator, including Washington State from the Pac-12. Fresno State saw a decent stretch of time without allowing a touchdown, keeping opponents out of the endzone for 25-straight drives over the course of two games - vs. Wyoming (Nov. 25) and at Boise State (MW Championship - Dec. 3).

Four Bulldogs earned All-Mountain West defensive honors in 2022, led by senior defensive lineman David Perales who was a first team selection. Senior safety Evan Williams (2nd team), and linebackers Levelle Bailey (HM) and Malachi Langley (HM) rounded out the picks.

Prior to joining the staff at Fresno State, Coyle served as a senior defensive analyst at LSU. Coyle joined the LSU staff as an analyst in 2018 and was a part of the 2019 National Champion LSU football program. While on the LSU staff, Coyle had the chance to analyze and break down some of the top-levels of college football offenses and learn a lot about the ever-changing game of football at the college level.

In between his two stints at LSU, Coyle was named the defensive coordinator of the Atlanta Legends (Alliance of American Football). Shortly after joining the franchise, Coyle was promoted to head coach of the team. After the AAF dissolved, Coyle returned to LSU in the same analyst role he held prior.

Coyle has nearly 20 years of coaching experience in the NFL as either a defensive backs coach or defensive coordinator.

He served as the defensive coordinator of the Miami Dolphins from 2012-15. He was with the Bengals for 13 seasons (2001-11, 2016-17).

Coyle has been considered by some as one of the top defensive coaches in Bengal's franchise history. Working with the franchise under two head coaches, not only did he develop one of the NFL's top cornerback tandems of the late 2000s (Leon Hall and Jonathan Joseph), but the Bengals' defense as a whole ranked seventh in the 2011 season largely as a result of their ninth ranked pass defense (211.6 passing yards allowed per game). He was also well known for reviving the careers of free agent such as Chris Crocker and Gibril Wilson.

During his tenure, the Bengals experienced the playoffs three times and in 2005 they had their most wins (11) since 1988. That season, the Bengals defense led the league in interceptions with 31.

Before his time in the NFL, Coyle was a member of the Fresno State coaching staff as defensive coordinator under Pat Hill. It was the first season as head coach for Hill, who brought Coyle to the Valley after a recommendation by current Bulldog special teams coordinator John Baxter who worked with Coyle at Maryland. Coyle had great success at Fresno State. In 1999 and 2000 the defense led the Western Athletic Conference in first-team All-Conference players (three each season). The team went to two bowl games during his tenure (1999, 2000).

He has had previous college coaching stops at Maryland, Fresno State, Syracuse and Holy Cross. Was a graduate assistant at Cincinnati (1978-79) in his early career, and a coaching assistant at Arkansas following the completion of his graduate assistantship (1980).

Coyle was a walk-on defensive back at UMass (1977-78).

Coyle is a 2011 inductee in the Staten Island Sports Hall of Fame.



COACHING HISTORY

Fresno State

2022-Present: Defensive Coordinator

LSU

2019-21: Senior Defensive Analyst

Atlanta Legends

2019: Head Coach

LSU

2018: Defensive Analyst

Cincinnati Bengals

2016-17: Defensive Backs

Miami Dolphins

2012-15: Defensive Coordinator

Cincinnati Bengals

2003-11: Defensive Backs

2001-02: Cornerbacks

Fresno State

1997-2000: Defensive Coordinator

Maryland

1994-96: Defensive Coordinator

Syracuse

1991-93: Defensive Coordinator

Holy Cross

1986-90: Defensive Coordinator

1982-85: Assistant Coach, LB

U.S. Merchant Marine

1981: Defensive Coordinator

Arkansas

1980: Coaching Assistant

Cincinnati

1978-79: Graduate Assistant

PLAYING EXPERIENCE

Position: Defensive Back
UMass



JOHN BAXTER

ASSOCIATE HEAD COACH, SPECIAL TEAMS COORDINATOR
2ND SEASON | LORAS COLLEGE (1985)

John Baxter, known for producing extremely productive special teams units and also for working with tight ends for nearly half of his coaching career, joined the Bulldogs for the 2022 season as the special teams coordinator. Baxter was named the Bulldogs associate head coach, special teams coordinator and tight ends coach by head coach Jeff Tedford on December 23, 2021.

Baxter, with 38 years of coaching on his resume, has experience coaching special teams, tight ends, wide receivers, running backs, linebackers and the defensive line.

The 2022 season at Fresno State was a memorable one as the Bulldogs became the first program in FBS history to start the season 1-4, and finish with 10 wins. Fresno State ended the year on a nine-game winning streak, and won the 2022 Mountain West Championship and the Jimmy Kimmel LA Bowl.

In his first season back with the Bulldogs, Baxter did just what was expected with the special teams units. Fresno State's special teams ranked No. 15 overall in the FBS, according to Football Outsiders and its efficiency index ratings.

Fresno State led the FBS, averaging 19.92 yards per punt return in 2022. Behind the legs of senior returner Nikko Remigio, Fresno State totaled 13 punt returns for 259 yards. Remigio returned two punt returns for touchdowns in 2022, marking the first time Fresno State had a punt return taken back for a touchdown since 2013. Fresno State was one of 14 schools across the FBS to have multiple punt return touchdowns.

The senior Bulldog also was Fresno State's primary kickoff returner with 21 returns for 480 yards. Remigio was third in the FBS in combined kick returns, totaling 739 return yards. He is Fresno State's top returner since 2013. Under Baxter's coaching, Remigio loaded up the postseason honors as a returner as he was selected as a second team All-MW punt returner, a first team All-MW punt returner (Phil Steele), fourth team All-MW kickoff returner (Phil Steele) and an honorable mention All-American punt returner (Phil Steele).

The Bulldogs led the Mountain West in kickoff returns, totaling 82 kickoffs for 3,409 yards. Fresno State averaged 41.57 kickoff return yards per game in 2022. Remigio led the team, but Malik Sherrrod had the longest return of the year at 50 yards. It was Fresno State's longest kickoff return since 2018. Fresno State ranked No. 26 in the FBS in kickoff returns. Fresno State blocked two punts and one PAT to rank inside the Top 20 nationally in blocked kicks. Both of the Bulldogs' blocked punts this season were in the same game. The blocked punts that game marked the first time since 2018 that Fresno State had a blocked punt in a game.

Special teams played a critical role in the Bulldogs' dramatic win over San Diego State as the game came down to the final possession that would require a successfully recovered onside kick attempt by the Bulldogs, and the Bulldogs' kickoff team

got it done. Zane Pope recovered the onside kick attempt, marking the first time a Bulldogs had a successful onside kick attempt since 2015.

Kicker Abraham Montano tied the program record with six field goals attempted against Oregon State. Montano made four of six attempts in the matchup, just one made field goal shy of the program record.

Fresno State's tight ends totaled 34 receptions for 288 yards and two touchdowns in 2022. Senior Raymond Pauwels Jr. was selected as an All-Mountain West honorable mention tight end.

Prior to his arrival at Fresno State, Baxter coached the special teams and tight ends at USC from 2016-19.

In 2018, USC blocked 2 field goals and 2 punts (1 returned for a TD) to rank ninth nationally in blocked kicks and Troy also returned another punt for a touchdown.

In 2017, USC blocked 3 field goals and a punt, had 2 scoring punt returns and ranked 11th nationally in blocked kicks and 18th in punt returns. Wide receiver Michael Pittman Jr. made All-Pac-12 first team as a special teams player. Blind long snapper Jake Olson had historic snaps on the final PATs in the Western Michigan and Oregon State games. USC's tight ends had 37 receptions with 5 TDs. USC played in the 2017 Cotton Bowl.

In 2016, USC ranked fourth among all schools in FootballOutsiders.com's Special Teams Efficiency rating. USC was sixth nationally in punt returns and 23rd in blocked kicks, blocked punts and kickoff returns. USC blocked 2 field goals and a punt and allowed only 8 of its 50 punts to be returned (for just 50 yards). Placekicker Matt Boormeester's 18 field goals were one shy of the school record, he kicked a Rose Bowl record-tying 3 field goals (including the game-winner at the gun) and he had 43 touchbacks (USC had just 11 in 2015). Returner Adoree' Jackson, who had 2 punt return TDs and 2 kickoff return TDs, was named an All-American first teamer by some selectors as a punt returner, won the Jet Award as the nation's top punt returner and was an NFL Draft first rounder. USC tight ends caught 39 passes.

Baxter was Michigan's special teams coordinator in 2015. The Wolverines finished 12th nationally in ESPN's special teams efficiency ranking (they were No. 1 two-thirds of the way into the season) after being 96th the previous year. Michigan was third nationally in kickoff returns, Jabrill Peppers was 19th in punt returns, Jehu Chesson returned a kickoff for a TD, UM allowed only 3 kickoff returns longer than 30 yards, Blake O'Neill had a Michigan Stadium record 80-yard punt and 43% of his punts were downed inside the 20-yard line and Kenny Allen hit 18-of-22 field goals and 44% of his kickoffs were touchbacks (O'Neill and Allen entered the season as non-scholarship players). Michigan won the 2016 Citrus Bowl.

Baxter, 56, spent 4 years (2010-13) at USC as the associate



COACHING HISTORY

Fresno State

2022-Present: Special Teams Coordinator/TE

USC

2018: Special Teams Coordinator
2016-17: Special Teams Coordinator, TE

Michigan

2015: Special Teams Coordinator

USC

2013: Associate Head Coach/
Special Teams Coordinator/ TE
2010-12: Associate Head Coach/
Special Teams Coordinator

Fresno State

2009: Associate Head Coach/
Special Teams/TE
2004-08: Associate Head Coach/
Special Teams/WR
2003: Associate Head Coach/
Special Teams/TE
2002: Associate Head Coach/
Special Teams/WR
1997-01: Associate Head Coach/
Special Teams/TE

Tulane

1994-96: Tight Ends/Special Teams

Maryland

1992-93: Running Backs/Special Teams

Arizona

1990-91: Tight Ends/Special Teams

Maine

1989: Outside Linebackers/Special Teams

Arizona

1988: Graduate Assistant/DB/
Special Teams

Iowa State

1986-87: Graduate Assistant/DL/
Special Teams

Loras College

1981-85: Student Assistant/RB

head coach and special teams coordinator. He added the tight ends to his coaching duties in 2013.

In 2013, fullback Soma Vainuku made the All-Pac-12 first team as a special teams player and Nelson Agholor was an All-American second team pick as a punt returner. USC blocked 6 kicks, returned 3 punts for TDs in a game to tie an NCAA record and allowed no punt return yards in 8 games. The Trojans won the 2013 Las Vegas Bowl.

In 2012, USC ranked ninth nationally on ESPN's special teams efficiency chart. Punter Kyle Negrete was a finalist for the Allstate AFCA Good Works Team. USC played in the 2012 Sun Bowl.

Baxter was named the 2011 FootballScoop.com Special Teams Coordinator of the Year. For the second consecutive year, USC blocked 7 kicks in 2011. The Trojans also had a scoring kickoff return, made a 2-point conversion and converted a fake punt for a first down while ranking No. 8 nationally in special teams efficiency by ESPN. In 2011, placekicker Andre Heidari made Freshman All-American first team and All-Pac-12 first team, and his 88.2% field goal percentage was third in the nation among kickers with at least 10 made field goals (and the best among freshmen kickers). Tight end-fullback Rhett Ellison made the All-Pac-12 first team as a special teams performer.

In 2010, USC's special teams blocked 7 kicks and punts, returned a punt and kickoff for a touchdown, scored 5 times on 2-point conversions, had a defensive PAT and made first downs on a fake punt and fake field goal. Troy was seventh nationally in ESPN's special teams efficiency ranking. USC ranked high nationally in punt returns (seventh at 14.6) and kickoff returns (17th at 24.5) with wide receiver Ronald Johnson placing 12th nationally in punt returns (14.2). Wide receiver Robert Woods made the All-Pac-10 first team as a kick returner. Johnson was a sixth round pick in the 2011 NFL draft.

In 13 years (1997-2009) at Fresno State, Baxter was the associate head coach and special teams coach in addition to handling either the tight ends (1997-2001, 2003, 2009) or wide receivers (2002, 2004-2008).

Baxter turned the Bulldogs' special teams into one of the top units in the nation annually. During his time, Fresno State blocked 84 kicks and punts (including a national-best 49 from 2002 through 2009) and scored 39 special teams touchdowns (with 3 safeties). The Bulldogs topped the nation in fewest punt return yards allowed in 2004 and 2005. A.J. Jefferson led the nation in kickoff returns in 2007. Clifton Smith's 189 punt return yards with 2 touchdowns against Weber State in 2005 were Fresno State game records, while his 5 career scoring punt returns also was a school mark. Six of Baxter's Bulldog kickers and punters earned All-Western Athletic Conference first team honors.

During his time at Fresno State, the Bulldogs posted a 100-66 record, played in 10 bowls (1999 Las Vegas, 2000-01-02-03 Silicon Valley, 2004 MPC Computers, 2005 AutoZone Liberty, 2007 Roedy's Humanitarian and 2008-09 New Mexico) and won the WAC title in 1999.

Along with his coaching duties at Fresno State, Baxter developed the highly-successful and nationally-regarded program, "Academic Gameplan." His innovative and comprehensive study-skills program teaches students the rules, fundamentals, techniques and life skills needed to succeed in the classroom. "Academic Gameplan," which is now being used at schools throughout the country, was a key reason for the academic success of the Fresno State football program, which during Baxter's tenure produced 141 Academic All-WAC players and an NCAA APR score nearly 20 percentage points higher than the national average.

He was selected as the Clovis Co-Citizen of the Year in 2006, along with Fresno State head coach Pat Hill.

Baxter began his coaching career at his alma mater, Loras College, where he served for 5 seasons (1981-85) as a student assistant (working with the running backs) during his undergraduate time.

He then moved on to Iowa State for 2 seasons (1986-87) as a graduate assistant working with the defensive line and special teams before the first of 2 stints at Arizona. He was with the Wildcats in 1988 (as a graduate assistant working with the defensive backs and special teams), went to Maine in 1989 for his first full-time job coaching the outside linebackers and special teams when the Black Bears made it to the NCAA Division I-AA playoffs and returned to Arizona in 1990 and 1991 as the tight ends and special teams coach (the Wildcats played in the 1990 Aloha Bowl). He then was at Maryland for 2 seasons (1992-93) handling the running backs and special teams and Tulane for 3 years (1994-96) in charge of the tight ends and special teams before going to Fresno State.

He earned his bachelor's degree in physical education from Loras in 1985 and then his master's in higher education from Iowa State in 1987.

He prepped at Loyola Academy in Chicago (Ill.).

He was born on June 28, 1963. He and his wife, Jill, have two daughters, Kelly and McKenzie. His father-in-law is former Utah and Weber State head coach Ron McBride.



TIM SKIPPER

ASSISTANT HEAD COACH, LINEBACKERS
2ND SEASON | FRESNO STATE (2011)

Tim Skipper joined the Bulldog staff for his second stint as a Bulldogs' coach on Dec. 23, 2021.

His first year back at Fresno State was a memorable one as Fresno State became the first program in FBS history to start the season 1-4, and finish with 10 wins. Fresno State ended the year on a nine-game winning streak, and won the 2022 Mountain West Championship and the Jimmy Kimmel LA Bowl.

Fresno State's defense was among the best in the conference, ranking No. 2 in scoring defense and No. 4 in total defense. A bulk of the defensive efforts came out of the linebackers room as Fresno State's leading tackler in 2022 was senior Levelle Bailey with 88 tackles. Bailey also added 5.5 tackles for loss, seven broken up passes, and one forced fumble. Third on the team in tackles was linebacker Malachi Langley who finished the season with 68 stops.

Bailey and Langley were both All-Mountain West honorable mention linebackers.

Skipper joined the Bulldog staff for his second stint as a Bulldogs' coach in transition from Central Michigan where he coached the linebackers from 2020-21. At CMU, he was elevated to the assistant head coach role in 2021 along with coaching the linebackers.

In 2020, Skipper led a linebacking unit that included standout Troy Brown, a First Team All-Mid-American Conference honoree.

During his first six seasons at Fresno State, he coached running backs, linebackers and served as the defensive run coordinator.

The Bulldogs advanced to four bowl games during Skipper's stint in Fresno, largely due to his development of all-conference linebackers Ben Jacobs and Travis Brown, and explosive running backs Ryan Mathews, Dwayne Wright, Lonyae Miller and Clifton Smith.

In 2008, Skipper's final season as the Bulldogs' running backs coach, three of his players turned in games of 150-plus yards, including Mathews, who ranked 10th in the country at the time of his October injury.

With Jim McElwain as offensive coordinator in 2007, Skipper's players averaged 4.7 yards per carry, and with 204.67 rushing yards per game, ranked No. 16 in the nation, helping the Bulldogs advance to the Humanitarian Bowl opposite Georgia Tech.

He has also had coaching stints at Florida, Colorado State, Sacramento State, UNLV and Western New Mexico.

Under Skipper, 11 players have been NFL draft picks. He has also coached up all-american and all-conference talent.

In 2014, he completed a Bill Walsh Minority Coaching Fellowship with the Miami Dolphins.

Skipper played his collegiate career at Fresno State. He was a four-year starter at Fresno State at middle linebacker from 1997-2000, he earned an appearance on both the 1999 and 2000 watch lists of the Butkus Award, presented annually to the nation's top linebacker. A two-year defensive captain and three-time All-WAC selection, he ranks second in school history with 418 career tackles, including 117 in his first campaign, when he earned freshman All-America recognition. Voted the team's most inspirational player as a senior in 2000.

He holds a bachelor's degree with a major in communications from Fresno State.

He comes from a family of coaches. His father, Jim, has coached for four decades, including several NFL years with current Denver Broncos head coach John Fox in Carolina and time in the USFL, XFL and NCAA; he began his second stint as the Carolina Panthers' running backs coach in 2013. Tim's brother, Kelly, has been in the profession since 1989 and currently coaches running backs for the Buffalo Bills. Kelly was an All-American RB at Fresno State.



COACHING HISTORY

Fresno State

2022-Present: Assistant Head Coach/Linebackers

Central Michigan

2021: Assistant Head Coach/LB

2020: Linebackers

UNLV

2018-19: Defensive Coordinator/
LB

Florida

2017-18: Linebackers

2015-16: Running Backs

Colorado State

2013-14: Assistant Head Coach/LB

2012-13: Linebackers

Fresno State

2009-11: LB/Def. Run Game
Coordinator

- Interim Defensive Coordinator
(3 games)

2006-08: Running Backs

Sacramento State

2004-05: Defensive Coordinator/
DB

2003: Defensive Backs

Western New Mexico

2002: Defensive Coordinator/DB

2001: Defensive Backs

PLAYING EXPERIENCE

Position: Linebacker

Fresno State: 1997-2000

EDUCATION

Fresno State

Bachelors degree in
communications (2011)

BRIAN ARMSTRONG

ASSISTANT COACH, OFFENSIVE LINE

1ST SEASON | WESTERN MONTANA (1998)

Brian Armstrong was named to the Fresno State coaching staff as the Bulldogs' offensive line coach on January 12, 2023.

Armstrong joined Fresno State's staff from Montana State where he assumed the same role. He was at Montana State for seven seasons, 2016-22.

Armstrong spent four seasons at Montana State as their offensive line coach and run game coordinator. He held previous roles as tight ends coach and offensive coordinator for the Bobcats. Most recently, Montana State finished the 2022 season with a 12-2 record, Big Sky Champions, and its third-straight FCS semifinals appearance. The Bobcat offense was No. 2 in the FCS and led the Big Sky in rushing offense, averaging 311.9 rushing yards per game in 2022. The Bobcats were No. 3 in the FCS in scoring offense (42.9 pts per game) and No. 4 in total offense (495.1 yds per game).

Individually, Armstrong has coached an FCS All-American offensive lineman in each of the four seasons as the offensive line coach with the Bobcats. Lewis Kidd earned first team All-America honors in 2021, signed as an undrafted free agent with the New Orleans Saints, and played for the Saints in 2022.

In 2021, Montana State made an appearance to the FCS Championship Game. The Bobcats finished seventh in the FCS in averaging 220.9 rushing yards per game. Montana State was 21st in the FCS in sacks allowed (1.33 per game) under Armstrong's leadership.

Armstrong's success as an offensive line coach showed in each of his year with Montana State, taking the 2019 team to the FCS semifinals and finishing seventh in the FCS in fewest sacks allowed, 8th in rushing offense, 27th in scoring offense. In 2016, he coached offensive line for team that finished 17th in the FCS in rushing offense, and 14th in red zone offense.

In addition to Kidd, Armstrong coached guard JP Flynn to 3rd Team All-America and 1st Team All-Big Sky in 2016. Flynn signed with San Francisco 49ers. Mitch Brott earned 2nd Team All-America and 1st Team All-Big Sky in 2019, setting MSU's all-time record for consecutive starts and games played.

With Rocky Mountain, he was named the Frontier Conference Coach of the Year in 2010 and 2013. He is second on Rocky Mountain's all-time win-loss record as head coach. His 2013 team appeared in the NAIA Playoffs.

He has coached 10 total All-Americans: 2022-OT Rush Reimer (3rd Team), 2021-OT Lewis Kidd (1st Team), 2019-OT Mitch Brott (2nd Team), 2016-OG JP Flynn (3rd Team), 2015-WR Andre McCulloch, 2014-WR Andre McCulloch, 2013-WR Andre McCulloch, OL Sonny Ah Kui, 2010-QB Kasey Peters, OL Dima Vasilevskiy.



COACHING HISTORY

Fresno State

Present: Offensive Line

Montana State

2019-present: Offensive Line/Run Game Coord.

2018: Tight Ends/Run Game Coord

2017: Offensive Coordinator

2016: Offensive Line Coach

Rocky Mountain

2009-15: Head Coach

2007-08: Offensive Coordinator/
Offensive Line

Kathleen HS (FL)

2005-06: Head Coach

Utah State

2003-04: Offensive GA

Lake Gibson HS (FL)

2001-02: Head Coach ('02)/Off.
Coordinator ('01)

Broadwater HS

1999-00: Offensive Coordinator

Morgan (Utah) HS

1998: Offensive Coordinator

UM Western

1996-97: Offensive Line

PLAYING EXPERIENCE

Montana Western (1992-95)

Offensive Line

1st Team All-America, 1995

Played for three Frontier
Conference Championship teams
WMC Hall of Fame



JETHRO FRANKLIN

ASSISTANT COACH, DEFENSIVE LINE/DEFENSIVE RUN GAME COORDINATOR

2ND SEASON | FRESNO STATE (1988)

Jethro Franklin returned to The Valley for his second stint on the Bulldogs' coaching staff on Dec. 23, 2021.

Leading the defensive line in the 2022 season, Franklin's group played a large part in the success of what Fresno State was able to accomplish. His first year back at Fresno State was a memorable one as Fresno State became the first program in FBS history to start the season 1-4, and finish with 10 wins. Fresno State ended the year on a nine-game winning streak, and won the 2022 Mountain West Championship and the Jimmy Kimmel LA Bowl.

The defensive line was led by first team All-Mountain West selection David Perales who led the group with 47 tackles, 16.0 tackles for loss, 11.5 sacks, an interception, five pass breakups, six quarterback hurries and two forced fumbles.

Franklin assisted in amping up the diversity in young lineman Devo Bridges. Bridges played as both an interior and edge lineman in 2022. He finished the season with 43 tackles, 6.5 tackles for loss, 2.0 sacks, and four quarterback hurries. Bridges was named the Defensive MVP of the Jimmy Kimmel LA Bowl.

With 31 years of coaching experience total - 18 in college football and 13 in the NFL - his most recent professional football stops include the Oakland Raiders (2015-17) and Seattle Seahawks (2018-19). Franklin has helped lead three NFL teams to seven playoff appearances and three FBS teams to seven bowl games in his illustrious coaching career.

He has had college coaching stints with Fresno State, UCLA, USC, Temple, Miami, and Missouri.

In addition to NFL coaching experience with the Oakland Raiders, Seattle Seahawks, Tampa Bay Buccaneers, Houston Texans, and the Green Bay Packers.

Franklin mentored two of the NFL's best pass rushers, Khalil Mack and Bruce Irvin, with the Raiders. Mack earned back-to-back NFL All-Pro honors in 2015 and 2016 and racked up 36.5 sacks in three seasons under Franklin's guidance.

He first broke into the NFL with the Green Bay Packers, where he spent five seasons as the team's defensive line coach (2000-04). In Green Bay, Franklin helped lead the Packers to three NFC North Division titles (2002-04) and four consecutive playoff appearances (2001-04). Notable NFL

stars under Franklin's direction during these stops include Kabeer Gbaja-Biamila (Green Bay) and Mario Williams (Houston).

Franklin coached at Fresno State under Pat Hill (1991-98). While a coach for the 'Dogs, Fresno State made three bowl game appearances - 1991 California, 1992 Freedom and 1993 Aloha Bowl.

Franklin's playing career began at San Jose City College (1984-85) where he was named a 1985 NJCAA All-American. He then moved on to Fresno State (1986-87), where he set the school record for sacks (19.5) in 1986 and was named the 1987 Pacific Coast Conference Player of the Year.

After being drafted by the Houston Oilers in 1988, he spent the 1989 season playing defensive line for the Seattle Seahawks. He then was the No. 1 draft choice of the San Antonio Rough Riders of the World League of American Football in 1991, but instead opted to begin his coaching career.

Franklin graduated from Fresno State with a degree in criminology in 1988. He is the father of a son, Khalil, and a daughter, Takara.



COACHING HISTORY

Fresno State

2022-Present: Defensive Line/Def. Run Game Coordinator

Missouri

2021: Defensive Line

Seattle Seahawks

2018-19: Assistant Defensive Line

Oakland Raiders

2015-17: Defensive Line

Miami

2011-14: Defensive Line

Temple

2010: Defensive Line

USC

2009: Defensive Line

Houston Texans

2007-08: Defensive Line

Tampa Bay Buccaneers

2006: Defensive Line

USC

2005: Defensive Line

Green Bay Packers

2000-04: Defensive Line

UCLA

1999: Interim Defensive Line

Fresno State

1991-98: Defensive Line

PLAYING EXPERIENCE

Position: Defensive Lineman

1984-85: San Jose City College

1986-87: Fresno State

1989-90: Seattle Seahawks

JIM NELSON

ASSISTANT COACH, NICKELBACKS

2ND SEASON | DRAKE (2011)

Jim Nelson enters his fourth year with the Fresno State football staff in 2023, but his second as a full-time assistant coach. Head coach Jeff Tedford announced Nelson as a defensive assistant coach for the nickelbacks on Jan. 31, 2022.

The announcement of Nelson to the full-time staff marked the first time in his coaching career that Nelson has been a full-time assistant coach. He spent the prior two seasons as a defensive quality control for the Bulldogs.

In year one as a full-time assistant coach, Nelson helped the Bulldogs to one of the most-memorable seasons in program history. Fresno State became the first program in FBS history to start the season 1-4, and finish with 10 wins. Fresno State ended the year on a nine-game winning streak, and won the 2022 Mountain West Championship and the Jimmy Kimmel LA Bowl.

With a new position to the new defense brought in with defensive coordinator Kevin Coyle, Nelson was tasked with getting his group up to speed at the new position. First-year Bulldog Morice Norris Jr. did just that, playing all 14 games and finishing the season fourth on the team with 57 total tackles, and adding 8.0 tackles for loss, 1.0 sacks, six broken up passes, one quarterback hurry and one forced fumble.

Previously, Nelson has had coaching stops at Indiana (2017-19), North Carolina State (2016), South Florida (2015), Central Missouri (2013-14) and Montana State (2012). The Wheaton, Ill. native has coaching experience with several defensive position groups.


Nelson served as a defensive graduate assistant at Indiana for three seasons, under the direction of head coach Tom Allen. Before joining the staff at Indiana, Nelson spent one season as a defensive graduate assistant with the defensive line at North Carolina State after a year in the same role at South Florida where he worked with Allen who served as the Bulls' defensive coordinator that season (2015). While at USF, Nelson helped coach the safeties.

Nelson held a defensive graduate assistant position at Central Missouri for two years. While with the Mules, Nelson assisted in coaching the linebackers. He was also a special teams intern at Montana State in 2012.

Nelson was a four-year letterwinner at Drake (2007-11). With the Bulldogs, Nelson saw action on both sides of the ball as a defensive end and linebacker on defense, and a wide receiver on offense. He was named the 2011 Drake Football Community Service Captain.

Nelson earned his masters of science in kinesiology from Central Missouri in 2014. Earning his bachelors degree from Drake, Nelson double majored in marketing and entrepreneurial management. He earned that degree in 2011.

Nelson and his wife Liv have one daughter, Annie.



COACHING EXPERIENCE

Fresno State

2022-Present: Nickelbacks

2020-21: Defensive QC

Indiana

2017-19: Graduate Assistant

North Carolina State

2016: Graduate Assistant

South Florida

2015: Graduate Assistant

PLAYING EXPERIENCE

Position: Defensive End/
Linebacker/Wide Receiver

2007-11: Drake

AARON PRIER

ASSISTANT COACH, RUNNING BACKS

1ST SEASON | IDAHO STATE (2015)

Aaron Prier joined the Fresno State coaching staff in February 2023 as the Bulldogs' running backs coach.

Prior to his hiring at Fresno State, Prier was the running backs coach and community relations coordinator at Eastern Washington. He spent the 2021 and 2022 seasons at EWU.

In his first season with EWU's running backs, Dennis Merritt ranked sixth in the nation with 15 rushing touchdowns which also led the conference, and averaged 71.8 yards per game with 933 on the year. Merritt would go on to earn second-team All-Big Sky honors. As a team, the Eagles rushed for an average of 155.2 yards per game.

Eastern closed the 2021 regular season with the best offense in FCS for the second time in the last three seasons, finishing the season first at 554.5 total yards of offense per game. The Eagles were also third nationally in passing (399.4) and second in scoring offense (44.0). The Eagles started the season 7-0 for the best start in program history.

Prier spent the 2020-21 season coaching the inside receivers, tight ends and serving as recruiting coordinator at Idaho State. Before that, he was tight ends coach from 2017-19, and in 2016 was an ISU graduate assistant. In 2018, ISU junior tight end Austin Campbell earned honorable mention All-Big Sky Conference honors after catching five touchdown passes during the season.

Prier played for the Bengals from 2011-14, and received his degree from ISU in 2015 in business administration/business management. He earned his master's degree in physical education/athletic administration in the summer of 2017.

He saw time at cornerback in the 2011 season then later that year moved to running back where he stayed much of the rest of his career. He also was a kick returner, earning a spot on the 2014 CFPA Kickoff Returner Award Watch List.

Prier is formerly from Richmond, Calif., and graduated from Salesian High School in 2011.

He and his wife, Christal, were married in 2019 and they have one son, born in 2022.



COACHING HISTORY

Fresno State

Present: Running Backs

Eastern Washington

2021-22: Running Backs/
Community Relations

Idaho State

2020-21: Inside Receivers/Tight
Ends/Recruiting

2017-19: Tight Ends

2016: Graduate Assistant

PLAYING EXPERIENCE

Position: Running Back/
Cornerback/Kickoff Returner

2011-14: Idaho State

EDUCATION

Idaho State

- Bachelors degree in business
administration/
business management (2015)

Idaho State

- Masters in physical education/
athletic administration (2017)

MATT WADE

ASSISTANT COACH, QUARTERBACKS

1ST SEASON | SAINT MARY'S COLLEGE (2003)

Matt Wade joined the Fresno State coaching staff as an offensive quality control for the Bulldogs in 2022. He assumed the full-time role of quarterbacks coach in January 2023.

As offensive quality control in 2022, Wade worked closely alongside then-offensive coordinator Kirby Moore and assisted with the quarterbacks. The 2022 season saw Fresno State become the first program in FBS history to start the season 1-4, and finish with 10 wins. Fresno State ended the year on a nine-game winning streak, and won the 2022 Mountain West Championship and the Jimmy Kimmel LA Bowl.

Wade joined the Bulldog program from Southern Utah where he was the offensive coordinator in January of 2020, and served as the offensive coordinator and quarterbacks coach with the Thunderbirds through the 2021 season.

In 2021, the Southern Utah offense was anchored by two-time HERO Sports first team all-american offensive lineman Braxton Jones. Jones was tabbed a first team All-Big Sky lineman while also earning an invitation to the 2022 Reese's Senior Bowl.

In his first season as offensive coordinator at SUU (2020), Wade led an offensive unit that averaged 26.5 points per game and nearly 380 yards per contest. His quarterback, Justin Miller, was named an FCS Sophomore All-American by HERO Sports while offensive tackle Braxton Jones also garnered All-American honors.

Wade spent seven seasons with Pacific University (2013-19), serving as the team's Offensive Coordinator, Quarterbacks Coach and Recruiting Coordinator.

While at Pacific, the Boxers found a lot of success on the offensive side of the ball. In 2019 the group set multiple school records, including yards per game (454.5 yards), points per game (34.7), rushing yards per game (187.2) and passing yards per game (267.3).

The offense also ranked seventh in the country in third down conversion percentage, while quarterback Kenyon Harris led the country in completion percentage.

In 2015, under his tutelage, quarterback Warner Shaw was named second team All-Northwest Conference. He broke Pacific's single-season mark for touchdown passes thrown (23) and left the program at its all-time leader in completion percentage (.669). In 2015, he completed 18- of-284 passes for 2,3965 yards with only six interceptions.

Over the course of four seasons under Wade's direction, Boxer quarterbacks threw for over 7,000 yards and 74 touchdowns. Wade was instrumental in the efforts that earned J.T. Greenough honorable mention all-Northwest Conference honors in 2017 and in 2018. Greenough became the starter, following the graduation of Campbell Summerfield, who in 2016 as the starter, set new Pacific single-season records for passing yards (2,621) and touchdowns (23).

As the Boxers' recruiting coordinator, he was instrumental in the efforts to land players to Pacific that have made an immediate impact. Wade also organized numerous recruiting days to bring prospective players to campus.


Wade joined the staff at Pacific in 2013 as the co-offensive coordinator and then took on the role full-time in 2015. Wade spent seven seasons at UC Davis, including four years as the Aggies' tight ends coach and recruiting coordinator. In that role, he assisted in planning the pass and run game operations and also was the lead coach for the punt return team. Wade was responsible for coordinating all aspects of the Aggies' recruiting efforts and actively recruited the San Francisco Bay Area.

Prior to his work with the tight ends, Wade spent the 2009 and 2010 campaigns as the team's wide receivers coach. In those two seasons, the Aggies were ranked among the top-40 teams in Division I FCS in passing yards. Wade was tight ends coach in 2007 and 2008 and began his career in 2006 as a defensive assistant coach.

Prior to UC Davis, Wade was an assistant coach at Ygnacio Valley High School in Concord, Calif., where he coached the defensive back, receivers and quarterback. In 2005, Wade was the program's co-offensive coordinator.

Wade played one year of college football at Saint Mary's College in Moraga, Calif. He prepped at Ygnacio Valley High School. A native of Concord, Wade graduated from Saint Mary's in 2003 with a degree in business and a minor in economics. He earned his master's degree in education and California teaching credential from Chapman University in 2007.

He and his wife, Natalie, were married in June 2008. They have two children, a daughter, Johana and a son, Bennett.



COACHING HISTORY

Fresno State

Present: Quarterbacks

2022: Offensive Quality Control/QBs

Southern Utah University

2020-21: QB Coach/Offensive Coordinator

Pacific University (OR)

2013-2019: Quarterbacks/Offensive Coordinator/Recruiting Coordinator

UC Davis

2012 – TE Coach

2010-11 – WR Coach

2007-09 – TE Coach

2006 – Defensive Quality Control

Ygnacio Valley High School

2001-04 – QB/WR/DB Coach

PLAYING EXPERIENCE

Saint Mary's College

EDUCATION

Saint Mary's College

- Bachelors Degree in Business (2003)

Chapman University

- Masters in Education (2007)



J.D. WILLIAMS

ASSISTANT COACH, DEFENSIVE BACKS / DEFENSIVE PASS GAME COORDINATOR

7TH SEASON | FRESNO STATE (1997)

J.D. Williams returned to his alma mater in 2017 for his third coaching stint at Fresno State. He once served as an assistant coach (2000-01) and graduate assistant (1997) under Pat Hill.

Williams, who enters the seventh season of his most recent stretch, will be responsible for the defensive backs in 2023. The 2022 season, the first since the return of head coach Jeff Tedford, was a memorable one as Fresno State became the first program in FBS history to start the season 1-4, and finish with 10 wins. Fresno State ended the year on a nine-game winning streak, and won the 2022 Mountain West Championship and the Jimmy Kimmel LA Bowl.

Fresno State had one of the top passing defensive groups in the conference, being third in overall pass defense and second in pass defense efficiency. Among all FB programs, Fresno State ranked No. 9 in team pass defense efficiency.

The Bulldogs' pass defense was successful in large part thanks to the contributions of first-year transfer cornerback Cam Lockridge. A transfer from Hawai'i, Lockridge led the team with five interceptions returned for 100 yards. He had the most interceptions by a Bulldog since 2013. Lockridge had one interception returned for a touchdown this season, the first for the program since 2019. Opposite Lockridge was another first-year Bulldog in Carlton Johnson. Johnson played in only seven games, making his return from injury mid-season, but finished the year with 28 tackles, 6.0 tackles for loss, 1.0 sack, one interception and six broken up passes.

The former cornerback, who is one of five first round NFL draft picks in Fresno State program history, oversaw both the cornerbacks and safeties his first three seasons upon his return with former head coach Jeff Tedford, but shifted focus entirely to the cornerbacks when head coach Kalen DeBoer took over prior to the 2020 season.

With the return of Tedford as Fresno State head coach for the 2022 season, Williams was shifted back to coaching both the cornerbacks and safeties, along with defensive pass game coordinator duties.

In 2021, the Bulldog cornerbacks had depth in the position group. Senior DaRon Bland led the group with 45 tackles, two interceptions, five broken up passes, one quarterback hurry and one forced fumble. Notably, Williams coached up true freshman cornerback Cale Sanders Jr. as one of the top-graded CBs in the conference. Sanders played in all 13 games this season, and earned the start in the final four games of the year.

Bland was drafted in the 2022 NFL Draft, in the fifth round as the 167th overall pick to the Dallas Cowboys. Bland was the first cornerback to earn a draft selection since 2007. He was just the 11th Bulldog cornerback to be drafted in program history.

The starting cornerback duo of junior Wylan Free and redshirt freshman Bralyn Lux was an unlikely but steady presence for the Bulldogs' defense in 2020. Lux, a walk-on, was a Burlsworth Trophy nominee that started all six games. He led the team with 30 tackles and secured his first career interception on Dec. 5 facing Nevada's Carson Strong. Strong entered that game with just two interceptions in 2020. Free, who had history at cornerback, but was transitioning back to it from safety, was the other constant that also started all six games. He had 18 tackles, one interception, and a team-high four broken up passes. Those two combined to have the same amount of plays made on the ball as first downs allowed (10).

The 2019 DB group produced seven of the Bulldogs' 11 interceptions and totaled 27 pass break ups. The group was a young one that suffered several injuries that resulted in three true freshmen earning starts while Chris Coleman converted to cornerback from wide receiver to aid the group's depth. Senior Juju Hughes remained the backbone of the group, accounting for 80 tackles, two interceptions and eight pass breakups. Hughes was named a 2019 Mountain West honorable mention selection.

Williams' secondary ranked as one of the best in the nation in 2018. His group totaled 13 of the Bulldogs' 19 interceptions, which was fifth best for a FBS team, and as a defensive unit Fresno State was tied for the third-most passes defended in the nation with 79, the most by a Bulldog defense since 1999. The team also held opposing quarterbacks to the fifth-lowest pass efficiency in the FBS at 104.09.

Under his guidance, Tank Kelly was named to the All-Mountain West first team. The senior finished third in the nation with 22 passes defended and was tied for a MW-best four interceptions. He was tied with teammate Juju Hughes who, along with fellow Bulldog safety Mike Bell, was selected to the All-MW second team.

During his first year back in Fresno, the Bulldogs ranked as one of the top defensive units in 2017, finishing 10th in the FBS in scoring defense at 17.9 points per game and 15th in total defense with 320.6 yards allowed per game. Williams guided one of the Bulldogs' youngest groups on the field with his secondary accounting for 11 of the team's 19 forced turnovers.

Williams finished his second season of his second stop at UNLV in 2016. He returned to Las Vegas after serving as the defensive backs coach and special teams coordinator at Georgia State for two seasons (2013-14).

In 2013, the GSU special teams featured all-conference return specialist Albert Wilson, who ranked in the top five in the Sun Belt Conference in both punt returns and kickoff returns and is now a member of the Miami Dolphins.



COACHING HISTORY

Fresno State

Present: Defensive Backs/Def. Pass Game Coordinator

2020-21: Cornerbacks/Def. Pass Game Coordinator

2019: Defensive Backs/Def. Pass Game Coordinator

2017-18: Defensive Backs

UNLV

2015-16: Defensive Backs

Georgia State

2013-14: Defensive Backs/Special Teams Coordinator

UNLV

2012: Defensive Coordinator/Asst. Head Coach/DBs

2010-11: Defensive Backs/Asst. Head Coach/Pass Defense Coordinator

Utah

2009: Defensive Backs

Washington

2006-08: Defensive Backs

California

2002-05: Defensive Backs

Fresno State

2000-01: Defensive Backs

San Jose State

1999: Defensive Backs

Cal Poly

1998: Defensive Backs

Fresno State

1997: Graduate Assistant

PLAYING EXPERIENCE

Position: Defensive Back

San Francisco 49ers (1996)

Arizona Cardinals (1994)

Buffalo Bills (1990-93)

Fresno State (1986-89)

During his first go-around at UNLV, Williams served two seasons (2010-11) as the Rebels' assistant head coach, secondary coach and pass defense coordinator before he was elevated to defensive coordinator in 2012, when he continued to coach the defensive backs.

Williams went to UNLV after spending the 2009 season as the cornerbacks coach at Utah. The Utes posted a 10-3 record, including a victory over Washington in the Poinsettia Bowl, and ranked 16th in the nation in passing yards allowed and ninth in pass efficiency defense.

He joined Utah after seven years working in the Pac-10. Williams was the defensive backs coach at Washington from 2006-08. He went to Washington after four seasons coaching the secondary at California.

Under then-head coach Jeff Tedford, the Bears amassed a 33-17 record and played in three bowl games during Williams' stay from 2002-05. In 2005, Cal led the Pac-10 in pass efficiency defense (24th in the nation) and finished second in the league in total defense. In 2004, Cal ranked eighth in the nation in scoring defense and 24th in total defense.

Prior to going to Berkeley, Williams served two seasons as secondary coach at his alma mater, Fresno State, from 2000-01. Fresno State posted an 18-7 record and made back-to-back Silicon Valley Bowl appearances.

Williams also coached the secondary at Cal Poly in 1998 and San Jose State in 1999. He began his coaching career in 1997 as a Fresno State graduate assistant. Williams was a G.A. under Pat Hill (1997) – Jeff Tedford was on that staff as the offensive coordinator – and returned as an assistant coach under Pat Hill from 2000-01.

A wide receiver turned cornerback at Fresno State from 1986-89, was selected in the first round of the NFL Draft (16th overall by the Buffalo Bills, 1990). Williams was an AP honorable mention All-American in 1988, a second-team Sporting News All-American, and a third-team AP All-American in 1989. In addition to being named an All-American, he was a two-time all-Big West first-team selection and the Defensive MVP of the East-West Shrine game. He was also a standout triple jumper and sprinter, winning the 1986 Big West triple jump crown and competing on the conference championship 4x100-meter relay team that set a school record of 40.18.

During his seven-year professional career, he was a member of all four Bills' teams that advanced to the Super Bowl from 1991-94. In 2002, he was inducted into the Fresno Athletic Hall of Fame.





KEYSHAWN COLMON
G.A. - OFFENSE
JOHN CARROLL UNIVERSITY (2021)

Keyshawn Colmon joined the Fresno State coaching staff as an offensive graduate assistant in the Spring of 2023. Colmon will work closely with the wide receivers position group.

Colmon's coaching career began with the Dayton Fliers, where he was a graduate assistant in 2022.

He played collegiately at John Carroll University from 2018-21, where he was a wide receiver. He played in 22 career games, with a season shortened to the COVID-19 pandemic, and totaled 41 receptions for 624 yards and six touchdowns.

Colmon is a native of Youngstown, Ohio. He attended Boardman High School.



MATT SMITH
G.A. - OFFENSE
FRESNO STATE (2020)

Matt Smith enters his second season as offensive graduate assistant in 2023, working with the Bulldogs' offensive line.

Smith was a sixth-year Bulldog, earning an extra year of eligibility following the COVID-19 pandemic. He played offensive line (2016-21), and served as the starting center from 2019-21.

Smith battled injury throughout his career but, even while sidelined, managed a positive outlook on the offensive line. He was looked to for leadership and accountability in the position group, and quickly became a leader after having served as a primary special teams member before getting to see game action on the line.

In 2019, he was a Burlsworth Trophy nominee, an award that recognizes college football's most outstanding player who began their career as a walk-on. Smith was then named to the Rimington Award watch list in 2020, an award that spotlights the most outstanding center in NCAA Division I college football.

While a Bulldog student-athlete, Smith was a part of the 2018 Mountain West Championship team and won four games against top-ranked teams in his tenure. He was a part of the program's turnaround from its 1-11 season in 2016 to its 10-4 season in 2017. The 'Dogs had three 10-win seasons in Smith's career (2017, 2018, 2021).

Smith excelled in the classroom as well, earning academic recognition by the Mountain West for four-straight seasons. He was also a William V. Campbell award semifinalist, an honor considered by many to be the Academic Heisman.

Smith graduated with an undergraduate degree in business administration with an emphasis in sports marketing in 2020. He is working towards his masters in curriculum and instruction at Fresno State.



JARED GALLATIN
G.A. - DEFENSE
ROCKY MOUNTAIN COLLEGE (2017)

Jared Gallatin joined the Fresno State coaching staff as a defensive graduate assistant in February 2023.

Gallatin comes to the Valley from the University of Mary, where he spent the previous two seasons. Gallatin most recently worked with the team's linebackers and served as the recruiting coordinator for the Marauder Football program.

Gallatin joined the University of Mary football program as defensive backs coach in March 2021 after coaching collegiately at both the NCAA Division I and Division II levels for three seasons.

Prior to joining the staff at the University of Mary, Gallatin served as a defensive graduate assistant working with the linebackers at NCAA Division I South Dakota State University in 2020.

Before his time at South Dakota State, Gallatin spent the summer of 2020 working with the defensive backs at the University of Mary as a graduate assistant and corners coach.

For the 2018 and 2019 seasons, Gallatin coached at Northern State University as a defensive graduate assistant and assistant defensive backs coach.

A native of Polson, MT, Gallatin entered coaching after a playing career at Rocky Mountain College. He played defensive back for the Battlin' Bears and was named a team captain as well as a leadership council member.

Gallatin graduated from Rocky Mountain in 2017 with a Bachelor of Science in Sport Management and Exercise Science and a Master's of Science Education in Sport Leadership from Northern State University in 2019



JORDAN IOSEFA
G.A. - DEFENSE
USC (2021)

Jordan Iosefa joined the Fresno State coaching staff as a defensive graduate assistant in February 2023.

Iosefa got his coaching career started at Pacific University (Oregon) as the tight ends coach in 2022. He played collegiate football as a linebacker at USC from 2016-20. He medically retired ahead of the 2021 season after battling knee injuries, and stayed around the USC program as an offensive student assistant working with the offensive line and the tight ends.

As a student-athlete at USC, Iosefa totaled 78 tackles, including 7 for losses (with 3 sacks), 6 deflections, a fumble recovery and a forced fumble in his career. He appeared in 36 games, with 16 starts.

He was a starter in 2018 and a team captain in 2019.

He earned his bachelor's degree in non-governmental organizations and social change at USC in the spring of 2021 and is now working on a master's in sociology.

Iosefa is a native of Waipahu, Hawai'i and attended St. Louis HS in Honolulu, Hawai'i. His real first name is Loveni.

TEAM DOCTORS

Head Team Physician
Dr. Eric Hanson

Family Practice/Sports Medicine
Dr. Rod Kraft

Internal Medicine
Dr. Jean Linder

General Surgeon
Dr. William Carveth

Orthopedics (Foot/Ankle)
Dr. Francis Glaser

Orthopedics
Greg Mellor, PAC

Orthopedics (Upper Extremity)
Dr. Julia Lee

Orthopedics
Dr. Vincent Gomez

Orthopedics
Dr. Steven Thaxter

Orthopedics
Kyrian Obidiegwu, PAC

Physiatrist
Dr. Jerry Wiens

Team Dentist
Dr. Xavier Gutierrez

Primary Care/Sports Medicine
Dr. Robert Gousse

Primary Care/Sports Medicine
Dr. Beau Kalmes

Movement Specialist
Mark Molthen

Orthopedics (Hand/Wrist)
Dr. Erika Kuehn

Cardiologist
Dr. John Telles

Psychologist
Dr. Bradley Schuyler

Orthopedics
Long Her, PAC

Orthopedics (Spine)
Dr. Connor Telles



PATRICK MARKARIAN

OFFENSIVE QUALITY CONTROL
1ST SEASON | INDIANA STATE (2015)

Patrick Markarian joined the Fresno State football staff in February 2023 as an offensive quality control assistant.

Markarian makes his return to the Valley after most recently serving as an offensive graduate assistant at Baylor (2021-22).

Markarian coached at Baylor following three seasons as a graduate assistant at San Jose State from 2018-20. While with the Spartans, he worked with the offensive line.

He helped San Jose State to back-to-back Mountain West championships in 2019 and 2020. The Spartans were the only FBS team to finish in the top-10 for sacks allowed while averaging at least 35 pass attempts a game in 2019 and 2020. The 2020 San Jose State offense also had its best rushing attack in five years with its 4.5 yards per carry.

Markarian joined the Spartans after serving as offensive line coach at Fresno City College in 2017. He began his coaching career in 2015 as a student assistant coach at Indiana State University. In 2016, he was promoted to a graduate assistant position and was responsible for coaching the tight ends and the offensive linemen.

The Fresno, Calif., native was an offensive lineman on the 2012 and 2013 Fresno City College teams that won the Valley Conference championship. He transferred to Indiana State and completed his playing career in 2014.

Markarian graduated from Indiana State in 2015 as a history major.



BEN WATKINS

DEFENSIVE QUALITY CONTROL
1ST SEASON | PERU STATE (2017)

Ben Watkins enters his fourth year with the Fresno State football team in 2023, but his first season as defensive quality control.

Watkins spent the 2021-22 seasons as a defensive graduate assistant working with the linebackers. He began his tenure with the Bulldogs in 2020 as a special teams quality control assistant.

Watkins arrived to Fresno State from Colorado where he served as a defensive assistant in 2019. Prior to joining the staff at Colorado, Watkins was a graduate assistant at Northern State University where he coached the outside linebackers and offensive scout team for two seasons.

A native of Omaha, Watkins began his coaching career as a student assistant at his alma mater Peru State in 2016. He worked with the inside linebackers, special teams, and offensive scout team.

Athletically he was a 4-year letter winner at Peru State as an outside and inside linebacker. He graduated from PSC with a bachelor's degree in secondary education in 2017. Watkins earned his master's degree in teaching and learning from NSU in 2019.



BRETT ARKELIAN

SPECIAL TEAMS QUALITY CONTROL
1ST SEASON | LINCOLN UNIVERSITY (2016)

Brett Arkelian joined the Fresno State coaching staff in February 2023. He is the Bulldogs' special teams quality control coach.

Arkelian, a Valley native of Clovis, returns home after spending the 2022 season as the special teams/offensive analyst coach at UC Davis. Arkelian's duties there included building special teams meetings, diagrams, personnel, and gameplans as well as overseeing the specialists practice schedule and development.

A former kicker & punter who's published *The Kicker's Bible: Foundational Training & Secrets Used By Pro Specialists* and creator and producer of his own Special Teams podcast, the "Iceman Kicking Podcast", Arkelian was a 4 year starter as a kicker / punter at the University of Tennessee at Martin and Lincoln University (PA).

Arkelian spent the 2021 season in the Atlantic Coast Conference at Virginia Tech. Learning from and working directly with two time Special Teams Coordinator of the Year (2008, 2018) James Shibest, Arkelian provided break downs, analyzed, and built comprehensive scouting reports on opponents while running all scout teams. In 2021, VT was #7 in the nation in ST Efficiency by ESPN during the regular season, finishing 1st nationally & in the ACC in Punt Return yards. Under Arkelian's tutelage, All-ACC Freshman punter Peter Moore (45.1 yds. ave.), kicker JP Romo (17 Made FG's), & snapper Oscar Shadley (Patrick Mannely Award Semi-Finalist (Top Snapper in FBS)) all produced record years.

In the Spring of 2021, Arkelian was a Special Teams / Tight Ends Graduate Assistant coach at Rice University in Houston, Texas. Arkelian participated in Special Teams & Tight End meetings while coaching and grading all players. He was also in charge of all scout teams and postseason studies.

In 2020, Arkelian held the title of Special Teams Quality Control Coach at Marshall University in Huntington, WV. During the 2020 season, Marshall reached as high as #15 in the nation with a 7-0 record, while the special teams units ranked 1st in the C-USA & #5 nationally in Kickoff Defense and had all conference special teams players in All 1st team C-USA punt returner Talik Keaton and C-USA Honorable Mention long snapper Zach Appio.

Arkelian started his college coaching career at the University of Tennessee at Martin as the Special Teams & Safeties Graduate Assistant Coach in the Spring of 2018. Arkelian created training schedules for specialists to help increase explosiveness, core strength, and flexibility while analyzing kicking and snapping film.

A 4 year, 43 consecutive game starter from 2014-2017, Arkelian was a Kicker, Punter, Kickoff specialist who set three school records at Lincoln University, most notably his 80-yard punt in 2015. Arkelian was an All-Conference Rookie at LUPA who grad transferred to UTM.

Arkelian is a native of Clovis, California, and graduated from Lincoln University in Pennsylvania with a degree in History and a minor in Black Studies. He completed his masters in Secondary Education from the University of Tennessee at Martin 2018.





ANDY WARD

ASSISTANT ATHLETIC DIRECTOR FOR
SPORTS PERFORMANCE

2ND SEASON | CAL STATE STANISLAUS (2009)

Fresno State Director of Athletics Terry Tumej announced Andy Ward as the department's Assistant Athletics Director for Sports Performance in January of 2022.

Ward will lead the athletic department's strength and conditioning staff, and serve as the head football strength and conditioning coach.

Ward returns to the Fresno State Athletics staff for his second stint. Ward, who previously worked for the Bulldogs from 2017-21, returns to Fresno after a brief stop at Colorado where he served as the Buffaloes' Assistant Strength and Conditioning Coach in 2021.

While at Fresno State during his first tenure and inheriting a 1-11 football program, Ward was an integral part of strengthening the Bulldogs to become one of the top turnaround stories in college football history. Ward's training and coaching in his first season as the Bulldogs' strength and conditioning coach lifted Fresno State to a 10-win season in 2017, its 10th 10-win season in program history.

The success continued under Ward as the 'Dogs won the 2018 Mountain West Championship and Las Vegas Bowl, finishing that season with a 12-2 record. The 2018 season remains as the winningest season in Fresno State program history.

While at Fresno State, Ward has trained NFL Draft picks in wide receiver KeeSean Johnson, offensive lineman Netane Muti and linebacker Mykal Walker.

Before his time with Fresno State, Ward worked full-time with the Stanford football program for three seasons and with the department for six total seasons. Before going full-time with football, he also oversaw developing strength training aspects for the Cardinal track and field program.

Prior to arriving at Stanford, Ward split the 2010-11 academic year with internships at UC San Diego and Sacramento State. At UC San Diego, Ward assisted with the design and implementation of 13 sport-specific programs. His time at Sacramento State was spent implementing programs for the men's soccer, women's soccer and men's golf teams while assisting with 11 other programs.

Ward earned an undergraduate degree in physical education from Cal State Stanislaus in 2009, where he was a student assistant in the strength program while serving as a performance trainer at nearby Custom Built Personal Training.

The Sutter, California native earned his master's degree in exercise science at California University (Pa.). He is married to Erin Blech-Ward.



MIKE McHUGH

ASST. ATHLETICS DIRECTOR FOR FOOTBALL
OPERATIONS/CHIEF OF STAFF

6TH SEASON | FINDLAY (1983)

Mike McHugh reunited with the Bulldogs in 2018 after spending the 2013 season at Fresno State in a similar role. He was the director of football operations for two seasons (2014-15) at Washington under Chris Petersen and spent two seasons (2016-17) at Missouri under Barry Odom before making his return to The Valley.

McHugh's ties to the Bulldogs run through alum and head coach Jeff Tedford, having spent a total of 13 seasons with him. The 2022 season was the first for the pair since the 2018-19 seasons, as well as 10 seasons (2003-12) at California. The two also were on the same Oregon (1999-2000) staff when Tedford was the Ducks' offensive coordinator. The 2022 season marks the 13th season of football the pair will work together, and the third year together at Fresno State.

Following Tedford's brief departure from football coaching, McHugh stayed on the Fresno State staff as the DFO under Tedford's successor, Kalen DeBoer, for the 2020-21 seasons. McHugh and DeBoer shared the Bulldogs' 2018 season with one another when DeBoer was the Bulldogs' offensive coordinator.

In his career, McHugh has turned in over 25 years of experience in the crucial role of ops director. In the role, McHugh is involved in a wide variety of important administrative duties related to overseeing the coordination of all team travel, oversight of the football budget, handling compliance and academic issues, scheduling of facilities, assisting with recruiting operations and managing the day-to-day functions of the program.

A native of Boyertown, Pa., McHugh started his playing career at Potomac State College (Keyser, WV) in 1976 and '77 and was the team's leading receiver and elected team captain for the 1977 season. McHugh continued his playing career at Findlay University in Ohio, where he was a member of the Oilers' 1979 NAIA championship team. He led Findlay in receiving in 1981 and earned a bachelor's degree in health and physical education in 1983.

McHugh served as Findlay's head women's track & field coach in 1982 before going on to a football coaching job at Liberty Benton High School in Findlay, Ohio that same year. He took an assistant football coaching position at Northmor High in Galion, Ohio for the 1983 season and then became head coach from 1984-87. McHugh was also Northmor's girls' track coach in 1984 and 1985. McHugh moved to the college ranks in 1989, working as an offensive line coach at Eastern Michigan in 1989 and 1990 before moving to recruiting coordinator in 1991 and defensive line coach in 1992. He earned a master's degree in physical education from EMU in 1993.

In 1993, McHugh was named Video Coordinator/Recruiting assistant at Missouri, and became the Director of Football Operations in 1994, a position he held through the 1998 season, and he was part of the Holiday Bowl (1997) and Insight.com (1998) bowl teams. After six seasons at MU, he joined Mike Bellotti's staff at Oregon for the 1999 and 2000 seasons. He then spent two seasons as a quality control coach with the Detroit Lions in 2001 and 2002 before taking the operations job at California, where he worked from 2003-12.



MASON BEHIEL

DIRECTOR OF PLAYER PERSONNEL
1ST SEASON | NEVADA (2020)

Mason Behiel was added to the Fresno State staff as Director of Player Personnel on Mar. 2, 2023. Behiel joined the Bulldogs' staff from Columbia, where he served the same role since June 2022.

Prior to his role at Columbia, Behiel served as a player personnel/recruiting assistant at Ole Miss from 2020-22. While there, he managed offensive personnel operations within the recruiting department. He also served as a student player personnel/recruiting intern in 2020.

He earned his bachelor's degree in Civil Engineering from the University of Nevada in 2020.



NATHAN APPLEBAUM

ASSISTANT DIRECTOR OF PLAYER PERSONNEL
2ND SEASON | FLORIDA (2021)

Nathan Applebaum was added to the Bulldogs recruiting staff as Assistant Director of Player Personnel heading into the 2022 season. He joined the Bulldogs' staff from Michigan State where he served as a scouting and recruiting assistant in 2021.

Applebaum was a key figure behind the scenes in the recruiting staff for Michigan State. Working as a recruiting assistant, Applebaum's role was to break down film to identify quality targets for Michigan State. Aside from identifying targets, Applebaum played a key role in recruiting visits with prospects.

Prior to his time at Michigan State, Applebaum worked for The University of Florida where he had multiple roles within the program as a Recruiting Intern as well as Video Operations Assistant.



DEMETRI WILSON

DIRECTOR OF RECRUITING OPERATIONS
1ST SEASON | NORTHWESTERN OKLAHOMA ST. (2017)

Demetri Wilson joined the Fresno State football staff in June 2023 as Director of Recruiting Operations. He comes to The Valley after a brief stop as Assistant Director of Recruiting Communications with West Virginia football.

With the Mountaineers, he was responsible for developing the recruiting communication plan, ensuring coaches had all relevant information needed to fulfill the duties required in the player acquisition process of a prospective student-athlete. With direction from the recruiting staff, he planned the weekly recruiting communication strategy and organized the plan to recruits from the Mountaineer football office.

Prior to West Virginia, Wilson was on staff at Florida where he was a player personnel and recruiting assistant with the Gators. During his time in Gainesville, he provided recruiting assistance, worked with the defensive backs and assisted in player evaluation and identification of potential prospects.

Prior to Florida, he was the assistant director of recruiting at Eastern Illinois, where he provided recruiting assistance to the head coach, assistant coaches and recruiting coordinator. Serving as the portfolio manager for the defense, he organized the recruiting boards and was involved in all aspects of Eastern Illinois football recruiting.

Wilson started his career at Northwestern Oklahoma State where he was an assistant coach of the defensive line in 2017-18, before becoming the director of player personnel, player development and on-campus recruiting coordinator in 2019-20. He was named the NWOSU Ranger Recruiter of the Year in 2018. While managing the offensive and defensive recruiting boards, he also directed player services such as enrollment, financial aid, housing, transportation, off-campus living and academic advising.

He played on the offensive and defensive line at Northwestern Oklahoma State from 2012-17, earning a bachelor's degree in criminal justice in 2018 and a master's degree in education and administration in 2020.

ADDITIONAL FOOTBALL SUPPORT STAFF



Alyssa De La Vega
Football Admin Assistant



TBA
Athletic Trainer - Associate
Director of Sports Medicine



Becky Brown
Coordinator of
Football Operations



Martin Caine
Head Football Athletic Trainer
& Associate A.D. of Sports
Medicine



Carlie Corrigan
Director of Student-Athlete
Development



Travis Hewitt
Assistant A.D. for Equipment



TBA
Director of Sports Nutrition



TBA
Football Video Coordinator



Ashley Macias
Academic Advisor



Aaron Mitchell
Director of NIL



85

NATHAN ACEVEDO

WR

5-10 | 168 | RFr. | 2nd Year
San Diego, Calif. (Lincoln HS)

2022 (FRESHMAN): Did not participate ... redshirted.

HIGH SCHOOL: Attended Lincoln High School in San Diego, Calif. ... 2021 Stats: 979 yards, 22.8 yards per catch, averaged 89.0 yards per game and six touchdowns ... 2020 Stats: 866 yards, 25.5 yards per catch, averaged 173.2 yards per game and eight touchdowns ... listed as a three-star recruit.

PERSONAL: From San Diego, Calif. ... son of Anthony Jones Jr. and Dilsy Acevedo ... has one sibling ... favorite athlete is Odell Beckham Jr because he can relate to him ... biggest athletic thrill is catching a deep ball ... had recruiting interest from Utah State, Idaho, UNLV, and Southern Minnesota ... chose to attend Fresno State because they treated him like family ... is a pre-business major.



10

KOSI AGINA

DB

6-0 | 200 | Sr. | 4th Year
Fresno, Calif. (Sanger HS)

Games Played: 33

Games Started: 1

2022 (JUNIOR): Appeared in all 14 games for the Bulldogs, playing primarily on special teams ... registered 14 tackles for a single-season best ... tied his career-high with four tackles twice on the year, in back-to-back games (San Diego State and Hawai'i) ... saw some action at safety, stepping in as injuries plagued the position group ... Academic All-Mountain West.

2021 (SOPHOMORE): Appeared in all 13 games on the season, and got the start at safety at Wyoming (Oct. 16) ... registered 13 tackles on the season, nine solo ... had a season-high four tackles against Nevada (Oct. 23) ... had at least one tackle in seven games ... had three multi-tackle games ... had a tackle for loss against Cal Poly (Sept. 11) ... played safety and was a member of the kickoff unit ... helped Fresno State to two wins over ranked opponents, both on the road. It was the first time Fresno State defeated two Top 25 opponents in a season for the first time since 2004, and the first time both wins came on the road in the 100 year history of the program.

2020 (FRESHMAN): Made appearances in all six games as a true freshman ... had the first tackles (2) of his Bulldog career against Colorado State (Oct. 29) ... had a career-best four tackles against New Mexico (Dec. 12) ... finished the season with nine tackles, four solo stops.

HIGH SCHOOL: Recruited by the Bulldogs as an "athlete" after playing both sides of the ball at Sanger High School ... helped lead the Apaches to a 7-4 record and an appearance in the first round of the CIF Sac-Joaquin Section Playoffs ... had 90 carries for 1,054 yards and 17 touchdowns, and seven receptions for 130 yards and one touchdown as a senior in 2019 ... Agina earned first team All-League running back honors and finished fourth in CIF Track and Field State Championship (Triple Jump) in 2019 ... was a first team defensive back in 2018 ... was named the CMAC Offensive Player of The Year in 2018 ... was a three-time CMAC first team All-League track and field selection ... holds the Sanger High School record in the triple jump (47'10.75) set in 2018 ... is a CSF lifetime member ... academic scholar recipient ... eight-time scholar-athlete honoree ... volunteered with the IGBO Youth Association of Central California ... youth track and field meet volunteer.

PERSONAL: Born in Fresno ... son of Cornelius and Hyacintha Agina ... has three older siblings, Sonachi, Chinenye and Chiazo, and one younger sibling Chidera ... favorite hobbies include hanging out with family, learning about his culture, giving back to the community and watching TV ... favorite athlete is LeBron James for everything he does in the community and on the court, he is an all-around great athlete ... chose to attend Fresno State because it is close to home, a school that his family and friends could come and support him ... also loves the pride that the Valley has for the program and says it is another reason to play harder ... is a biology major.

KOSI AGINA'S STAT FILE

KOSI AGINA'S CAREER STATS											
TACKLES	G	UA	A	TOTAL	TFL	YDS	PD	FF	FR	BLKD	QBH
2020	6	4	5	9	0.0	0	0	0	0	0	0
2021	13	9	4	13	1.0	2	0	0	0	0	0
2022	14	7	7	14	0.0	0	0	0	0	0	0
TOTAL	33	20	16	36	1.0	2	0	0	0	0	0

KOSI AGINA'S SINGLE-GAME BESTS

Solo Tackles: 3 (2x, last vs. San Diego State - 10/29/22)

Total Tackles: 4 (3x, last vs. Hawai'i - 11/5/22)

TFL: 1.0 (vs Cal Poly, 9/11/21)



29

JOHNATHAN ARCEAUX

RB

5-10 | 186 | So. | 3rd Year
Los Angeles, Calif. (Lawndale HS)

2022 (R-FRESHMAN): Did not participate.

2021 (FRESHMAN): Did not see game action ... redshirted.

HIGH SCHOOL: Arceneaux helped Lawndale High School to a 3-0 record in the spring 2021 season ... played sophomore and junior seasons at Whittier (Calif.) High School before transferring to Lawndale High School for his senior year ... as a sophomore, Arceneaux was named to CalHiSports' all-state sophomore team ... rushed for 1,754 yards and 26 touchdowns as a sophomore ... rushed for 1,848 yards and 23 touchdowns, averaging 184 yards per game for Whittier as a junior ... had what many consider the best game of the 2019 season locally when he rushed for 451 yards and five touchdowns in a 55-28 win over Schurr ... rated the 14th-best running back in the 2021 class ... held offers from each MW school (outside Air Force) as well as Pac-12 schools such as Cal, Oregon State and Utah.

PERSONAL: From Los Angeles, California ... son of Chandra Abston ... has four siblings - Ronald, Damonte, Jason and Joshua ... favorite athlete is Alvin Kamara ... chose to attend Fresno State because he loves the city and the coaching staff ... is a pre-health major.



6

LEVELLE BAILEY

LB

6-2 | 224 | Sr.# | 5th Year
Sacramento, Calif. (Luther Burbank HS)

Games Played: 45

Games Started: 36

2022 (SENIOR): All-Mountain West honorable mention linebacker ... selected as a fourth team All-MW linebacker by Phil Steele ... started all 14 games for the Bulldogs ... was Fresno State's leading tackler with 88 stops (54 solo), a single-season career best for the fourth-year Bulldog ... led the team in tackles in six games, the most by any player this season ... added 5.5 tackles for loss, one forced fumble, and seven broken up passes ... had two double-digit tackle performances this season, his first against Oregon State (Sept. 10) and again at UConn (Oct. 1) ... 10 tackles are a career-high ... had a season-high 2.0 tackles for loss at New Mexico (Oct. 22) ... averaged 6.29 tackles per game ... 88 total tackles were the 11th most by any player in the MW this season ... ranked in the Top 15 among all tacklers in the Mountain West this season (tackles per game) ... selected as a team captain in four games this season ... was a preseason second team All-Mountain West linebacker (Phil Steele) ... was a third team All-Mountain West linebacker (Athlon Sports) ... Academic All-Mountain West.

2021 (JUNIOR): All-Mountain West honorable mention linebacker ... started in 12 of 13 games played this season ... finished third on the team in tackles as he totaled 56 stops (33 solo), for a new single-season career-best ... also added a single-season career-best 8.0 TFL to lead all Bulldog linebackers in the stat ... led his position group in sacks (3.5), interceptions (2) and broken up passes (6) - single-season career-best numbers in all categories ... had a career-high eight tackles at then-No. 11 Oregon (Sept. 4) ... had at least one tackle in every game on the year ... had a career-high 3.0 tackles for loss at Hawai'i (Oct. 2) ... recorded his first interception since 2019 against Cal Poly, and returned it 22 yards for a career-best return ... added his second interception of the year at then-No. 21 San Diego State (Oct. 30) ... had a forced fumble against UTEP in the PUBG Mobile New Mexico Bowl (Dec. 18), the second of his career ... also recovered a fumble in the bowl game ... part of a Bulldog defense who only allowed 20.5 points per game this season, while also holding two opponents scoreless. It was the first time since 2017 that a Fresno State team had multiple shutouts in a season ... helped Fresno State to two wins over ranked opponents, both on the road. It was the first time Fresno State defeated two Top 25 opponents in a season for the first time since 2004, and the first time both wins came on the road in the 100 year history of the program.

2020 (SOPHOMORE): All-Mountain West honorable mention linebacker ... got starts in five of six games played ... finished the season with 21 tackles (14 solo) ... also added 1.0 TFL, one forced fumble, one quarterback hurry and two broken up passes ... had his first career forced fumble at Nevada (Dec. 5) ... had a season-best seven tackles against The Pack ... was the team's Co-Defensive Skill Player of the Game versus Colorado State ... named to the Fall Academic All-Mountain West team.

2019 (FRESHMAN): Played in all 12 games on the year, recorded five starts ... picked up 30 tackles - 13 solo stops ... had 6.0 TFL and one sack on the year ... his 6.0 TFL is the most by a Bulldog freshman since Ben Jacobs had the same in 2007 ... had a fumble recovery and an interception versus UNLV ... had a season-high seven tackles twice - versus Minnesota and at New Mexico State ... 2019 Fall Academic All-MW selection.

HIGH SCHOOL: Was a standout member of the Burbank High School football and basketball teams, earning first team All-City honors in both sports ... compiled 81 total tackles in 2018 ... 7.0 tackles for loss as a senior ... had one blocked punt and one caused fumble that season ... added four quarterback hurries and five six interceptions ... was a second team All-State honoree ... player of the year.

PERSONAL: Born in Sacramento, Calif. ... son of Lester Bailey and Diana Tapa ... has six older siblings - Jeilani, Mariah, Tyler, Kiana, Sam and Tre ... was also recruited by Nevada, UNLV, San Diego State, UC Davis, Idaho, Idaho State, Montana State, Sacramento State and Northern Arizona ... chose to attend Fresno State because it put emphasis on becoming a better man ... is a communication major.

LEVELLE BAILEY'S STAT FILE

2022 - Senior	Tackles			TFL-Yds	INT-Yds	FF	FR	PBU
	UA	A	Total					
Cal Poly	4	1	5	0.0-0	0-0	0	0	0
Oregon State	7	3	10	0.5-1	0-0	1	0	0
at USC	6	1	7	0.0-0	0-0	0	0	0
at UConn	4	6	10	1.0-1	0-0	0	0	1
at Boise State	3	1	4	0.0-0	0-0	0	0	0
San Jose State	7	1	8	0.5-1	0-0	0	0	1
at New Mexico	2	4	6	2.0-7	0-0	0	0	0
San Diego State	1	6	7	0.5-1	0-0	0	0	0
Hawai'i	1	5	6	1.0-1	0-0	0	0	0
at UNLV	5	3	8	0.0-0	0-0	0	0	2
at Nevada	3	1	4	0.0-0	0-0	0	0	1
Wyoming	1	0	1	0-0	0-0	0	0	0
at Boise State	6	2	8	0.0-0	0-0	0	0	2
vs Washington State	4	0	4	0.0-0	0-0	0	0	0
Totals	54	34	88	5.5-12	0-0	1	0	7

2021 - Junior	Tackles			TFL-Yds	INT-Yds	FF	FR	PBU
	UA	A	Total					
UConn	1	1	2	1.5-7	0-0	0	0	0
at Oregon	5	3	8	0.0-0	0-0	0	0	0
Cal Poly	0	1	1	0.5-0	1-22	0	0	3
at UCLA	0	2	2	0.0-0	0-0	0	0	0
UNLV	1	6	7	0.5-1	0-0	0	0	1
at Hawai'i	5	0	5	3.0-6	0-0	0	0	0
at Wyoming	4	1	5	0.5-3	0-0	0	0	0
Nevada	4	2	6	0.0-0	0-0	0	0	0
at San Diego State	1	3	4	0.0-0	1-5	0	0	1
Boise State	5	1	6	0.0-0	0-0	0	0	0
New Mexico	3	1	4	1.0-2	0-0	0	0	0
at San Jose State	2	1	3	0.0-0	0-0	0	1	0
vs UTEP	2	1	3	1.0-9	0-0	1	1	1
Totals	33	23	56	8.0-28	2-27	1	2	6

2020 - Sophomore	Tackles			TFL-Yds	INT-Yds	FF	FR	PBU
	UA	A	Total					
Hawai'i	2	0	2	0.0-0	0-0	0	0	1
Colorado State	4	1	5	0.5-1	0-0	0	0	0
at UNLV	1	0	1	0.0-0	0-0	0	0	1
at Utah State	0	1	0	0.5-0	0-0	0	0	0
at Nevada	6	1	7	0.0-0	0-0	1	0	0
vs. New Mexico	1	4	5	0.0-0	0-0	0	0	0
Totals	14	7	21	1.0-1	0-0	1	0	2

2019 - Freshman	Tackles			TFL-Yds	INT-Yds	FF	FR	PBU
	UA	A	Total					
at USC	0	1	1	0.0-0	0-0	0	0	0
Minnesota	3	4	7	2.5-8	0-0	0	0	0
Sacramento State	0	0	0	0.0-0	0-0	0	0	0
at New Mexico State	1	6	7	2.0-6	0-0	0	0	1
at Air Force	0	0	0	0.0-0	0-0	0	0	0
UNLV	3	0	3	0.0-0	1-9	0	1	0
Colorado State	3	2	5	1.0-5	0-0	0	0	1
at Hawai'i	1	0	1	0.0-0	0-0	0	0	0
Utah State	2	4	6	0.5-0	0-0	0	0	0
at San Diego State	0	0	0	0.0-0	0-0	0	0	0
Nevada	0	0	0	0.0-0	0-0	0	0	0
at San Jose State	0	0	0	0.0-0	0-0	0	0	0
Totals	13	17	30	6.0-19	1-9	0	0	2



LEVELLE BAILEY'S STAT FILE

LEVELLE BAILEY'S CAREER STATS

TACKLES	G	UA	A	TOTAL	TFL	YDS	PD	FF	FR	BLKD	QBH
2019	12	13	17	30	6.0	19	3	0	1	0	0
2020	6	14	7	21	1.0	1	2	1	0	0	1
2021	13	33	23	56	8.0	28	8	1	2	0	0
2022	14	54	34	88	5.5	12	7	1	0	0	1
TOTAL	45	114	81	195	20.5	60	20	3	3	0	2

INTERCEPTIONS	G	NO.	YDS	TD	LG	AVG/R	AVG/G
2019	12	1	9	0	9	9	9
2020	6	0	0	0	0	0	0
2021	13	2	27	0	22	13.5	2.1
2022	14	0	0	0	0	0	0
TOTAL	45	3	36	0	22	12.0	1.2

SACKS	G	UA	A	TOTAL	YDS
2019	12	1	0	1.0	5
2020	6	0	0	0	0
2021	13	2	3	3.5	18
2022	14	0	0	0	0
TOTAL	45	3	3	4.5	23

LEVELLE BAILEY'S SINGLE-GAME BESTS

Solo Tackles: 7 (vs. San Jose State, 10/15/22)
 Total Tackles: 10 (2x, last at UConn - 10/1/22)
 TFL: 3.0 (at Hawai'i (10/2/21))



17

KAMRON BEACHEM

TE

6-4 | 235 | So. | 3rd Year
 Oceanside, Calif. (Oceanside HS)

Games Played: 10

2022 (R-FRESHMAN): Appeared in 10 games ... did not record a stat ... was utilized primarily on run and pass protection, and red zone plays.

2021 (FRESHMAN): Did not see game action ... redshirted.

HIGH SCHOOL: Attended Oceanside High School in Oceanside, California ... helped team to a state runner-up title ... was a first team All-League selection in football and basketball ... as a senior on the football field, he recorded 300 yards receiving in just three games ... as a basketball player, Beachem surpassed 1,000 career points.

PERSONAL: From Oceanside, California ... son of Kedric and Kimetria Beachem ... has two siblings - Kedric Jr. and Kyrin ... hobbies include basketball, music and fashion ... favorite athletes are Kobe Bryant and LeBron James because they showed him that nothing can stop you from getting what you want, they are great role models ... biggest athletic thrill is grabbing a catch over somebody's head, or an in-game dunk in basketball ... chose to attend Fresno State because the coaching staff showed the most love, and wanted him to be the best he could be ... intends to major in psychology.



70

MATAI BELL

OL

6-3 | 304 | RFr. | 2nd Year
 Antioch, Calif. (Campolindo HS)

2022 (FRESHMAN): Did not participate.

PRIOR TO FRESNO STATE: Spent the 2021 season at West Point Prep School.

HIGH SCHOOL: Attended Campolindo High School ... first team for the following groups: All-Bay Area, West Coast Prep, Chronicle All-Metro and the Bay Area News Group ... ranked the No. 2 ranked offensive lineman by West Coast Preps ... led the team to a 2017 NCS championship ... was also a member of the track team ... qualified for state championships in the shot put ... was a part of the founding group, and served as the president, of the Black Student Union at Campolindo High School.

PERSONAL: From Antioch, Calif. ... full name: Jelani Matai Bell ... son of Michael and Lesia Bell ... has four siblings ... enjoys music production ... favorite athlete is Trent Williams because he changed the game for offensive linemen ... biggest athletic thrill is making plays in front of thousands of fans ... chose to attend Fresno State because of the relationship he created with Coach Tuitele, and he loved the program.



**30****TANNER BLOUNT****LB****6-0 | 222 | Sr. | 5th Year
Clovis, Calif. (Buchanan HS)***Games Played: 25*

2022 (JUNIOR): Appeared in 11 games ... was a special teams player ... recorded five tackles ... had a season-high three tackles against Hawai'i (Nov. 5) ... also added a pass breakup at New Mexico (Oct. 22).

2021 (SOPHOMORE): Appeared in nine games, primarily as a member of the special teams unit ... on kickoff coverage, recorded five tackles ... had a season-best two stops against Cal Poly (Sept. 11) ... also added tackles against then-No. 11 Oregon (Sept. 4), then-No. 13 UCLA (Sept. 18) and UNLV (Sept. 23).

2020 (R-FRESHMAN): Appeared in five games, primarily as a member of the special teams unit ... had two tackles on the year ... saw action as a husky at New Mexico (Dec. 12) where he recorded one tackle ... also had a tackle at UNLV (Nov. 7).

2019 (FRESHMAN): Did not see game action ... redshirted.

HIGH SCHOOL: Blount was a three year varsity starter at Buchanan High School ... he recorded 133 career tackles, 73 solo ... he picked up two career sacks and one interception ... was a two-way player as a safety and running back for the Bears ... on offense, he tallied 256 rushing yards on 21 carries ... was a first team All-Conference selection ... made academic honor roll ... volunteered with Habitat for Humanity and helped at local elementary schools.

PERSONAL: Born in Clovis, Calif. ... son of Torin and Michelle Blount ... has one older sister Makayla and one younger brother Bryce ... enjoys traveling ... favorite athlete is Tyrann Mathieu because he prevailed through adversity ... was also recruited by Nevada, Sacramento State, Western Colorado and Montana State University - Northern ... chose to attend Fresno State because of the academics, football team and the great facilities ... is a liberal studies major.

**86****JAKE BOUST****TE****6-4 | 238 | Sr | 5th Year
Sanger, Calif. (Sanger HS/Fresno City College)***Games Played: 18**Games Started: 4*

2022 (R-JUNIOR): Appeared in all 14 games this season ... started in four games ... recorded five receptions for 23 yards ... added one carry for three yards ... was used in the run and pass protection ... was also a special teams member on punt and kickoff return teams, as well as field goals and PAT coverage ... Academic All-Mountain West.

2021 (JUNIOR): Appeared in four games ... played against Cal Poly (Sept. 11), New Mexico (Nov. 13), San Jose State (Nov. 25) and UTEP (Dec. 18) ... redshirted.

PRIOR TO FRESNO STATE: Spent the 2019-20 season at Fresno City College ... played in five games as a tight end for the Rams ... registered five receptions for 65 yards ... had one touchdown ... Fresno City went 5-1 that season ... Torch of Excellence recipient.

HIGH SCHOOL: Attended Sanger High School in Sanger, California ... played football, soccer, basketball and track ... was a four-year tight end and wide receiver ... 2018 All-CMAC League tight end.

PERSONAL: From Sanger, California ... son of Jason and Amy Boust ... has three siblings - Natalie, Luke and Wyatt ... father Jason played football at UC Davis ... enjoys working out, playing video games, and watching the Eagles (NFL) ... favorite athlete is Michael Vick because of how he changed the game ... biggest athletic thrill is scoring touchdowns ... chose to attend Fresno State because Fresno is home and he has wanted to be a Bulldog since he was a kid ... majoring in kinesiology - exercise science.

JAKE BOUST'S STAT FILE**JAKE BOUST'S CAREER STATS**

RECEIVING	G	REC	YDS	TD	LG	REC/G	AVG/C	AVG/G
2021	4	0	0	0	0	0.0	0.0	0.0
2022	14	5	23	0	7	0.8	4.6	1.6
TOTAL	18	5	23	0	7	.28	4.6	1.3

JAKE BOUST'S SINGLE-GAME BESTS

Receptions: 2 (2x, last at UNLV - 11/11/22)

Receiving Yards: 10 (2x, last at UNLV - 11/11/22)

Long Catch: 7 (at UNLV - 11/11/22)

**19****ZEKE BRANHAM****LB****6-1 | 231 | So. | 3rd Year
Mesa, Ariz. (Skyline HS)***Games Played: 9*

2022 (R-FRESHMAN): Appeared in five games for the Bulldogs ... had one tackle against Wyoming on Nov. 25 ... had another tackle against Washington State in the bowl game (Dec. 17).

2021 (FRESHMAN): Appeared in four games ... played against UConn (Aug. 28), Cal Poly (Sept. 11), San Jose State (Nov. 25) and UTEP (Dec. 18) ... recorded one tackle against Cal Poly ... redshirted.

HIGH SCHOOL: Attended Skyline High School ... was a three-sport athlete ... earned second team All-State honors and first team All-Region as a running back and a defensive back ... totaled 71 tackles in eight games his senior season ... added 503 yards rushing and 240 yards receiving that same season ... also played basketball and track ... was a member of the National Honor Society ... graduated in the top five percent of his graduating class.

PERSONAL: From Mesa, Ariz. ... son of Marlon and Shannon Branham ... has an older sibling, Marlena ... enjoys collecting sneakers ... his favorite athlete is Larry Fitzgerald because of his humility and poise ... biggest athletic thrill is out-working an opponent ... chose to attend Fresno State because of the family-like atmosphere in the program ... majoring in mechanical engineering.





5

DEVO BRIDGES

DL

6-2 | 253 | Sr. | 5th Year
Rialto, Calif. (Carter HS)

Games Played: 28

Games Started: 15

2022 (JUNIOR): Was one of the most versatile players on Fresno State's defensive line this season ... started all 14 games for the Bulldogs, at each position on the defensive line ... started the first three games as a defensive tackle before moving to the starting defensive end for the next two, then back to DT for seven-straight and starting the MW Championship game on the end ... was second on the defensive line with 43 tackles ... added 6.5 tackles for loss ... had four quarterback hurries ... had at least one tackle in all but one game on the year ... was named the Jimmy Kimmel LA Bowl Defensive MVP ... against Washington State, had a career-high eight tackles, along with career-highs in tackles for loss (2.0) and sacks (2.0) ... Academic All-Mountain West.

2021 (SOPHOMORE): Appeared in all 13 games ... started against New Mexico (Nov. 13) ... picked up six tackles on the season ... had 0.5 tackles for loss and 0.5 sacks ... had a quarterback hurry at then-No. 21 San Diego State (Oct. 30) ... helped Fresno State to two wins over ranked opponents, both on the road. It was the first time Fresno State defeated two Top 25 opponents in a season for the first time since 2004, and the first time both wins came on the road in the 100 year history of the program.

2020 (R-FRESHMAN): Played in the Bulldogs' game at UNLV on Nov. 7 ... did not record a stat ... named to the Fall Academic All-Mountain West team.

2019 (FRESHMAN): Utilized a redshirt season.

HIGH SCHOOL: Ranked as a three-star recruit by Rivals.com ... Bridges made 97 tackles as a senior at Carter High School in Rialto with 69 solo stops ... added 15.0 tackles for loss, 6.5 sacks and an interception ... as a junior in 2017, made 51 tackles, 34 solo, 5.0 sacks and a pair of interceptions ... was named to the All-Area team ... was a first team All-Citrus Belt league selection.

PERSONAL: Born in Rialto, Calif. ... son of Chris and Jaine Walker ... is the youngest of three siblings; Santoris, Arkasia and Kemetris ... favorite athlete is Khalil Mack because he is the best at what he does ... his biggest athletic thrill is making a big play and hearing the crowd go wild ... is a kinesiology - exercise science major at Fresno State ... was recruited by San Jose State, New Mexico State, San Diego State, Arizona State and Colorado State ... chose to become a Bulldog because Fresno State was the first school to believe in him.

DEVO BRIDGES' STAT FILE

DEVO BRIDGES' CAREER STATS											
TACKLES	G	UA	A	TOTAL	TFL	YDS	PD	FF	FR	BLKD	QBH
2020	1	0	0	0	0.0	0	0	0	0	0	0
2021	13	2	4	6	0.5	0	0	0	0	0	1
2022	14	27	16	43	6.5	14	0	0	0	0	4
TOTAL	28	29	20	49	6.5	14	0	0	0	0	5

SACKS				
G	UA	A	TOTAL	YDS
2022	14	2	0	2.0
TOTAL	14	2	0	2.0

DEVO BRIDGES' SINGLE-GAME BESTS

Solo Tackles: 6 (vs. Washington State - 12/17/22)
Total Tackles: 8 (vs. Washington State - 12/17/22)
Sacks: 2.0 (vs. Washington State - 12/17/22)
Tackles For Loss: (vs. Washington State - 12/17/22)

DEVO BRIDGES' STAT FILE

2022 - Junior	Tackles			TFL-Yds	INT-Yds	FF	FR	PBU
	UA	A	Total					
Cal Poly	1	1	2	0.0-0	0-0	0	0	0
Oregon State	2	0	2	0.0-0	0-0	0	0	0
at USC	3	0	3	1.0-3	0-0	0	0	0
at UConn	2	2	4	1.0-1	0-0	0	0	0
at Boise State	4	0	4	0.0-0	0-0	0	0	0
San Jose State	2	0	2	1.0-1	0-0	0	0	0
at New Mexico	1	2	3	0.0-0	0-0	0	0	0
San Diego State	0	0	0	0.0-0	0-0	0	0	0
Hawai'i	0	1	1	0.0-0	0-0	0	0	0
at UNLV	4	2	6	1.0-1	0-0	0	0	0
at Nevada	1	2	3	0.0-0	0-0	0	0	0
Wyoming	1	3	4	0.5-2	0-0	0	0	0
at Boise State	0	1	1	0.0-0	0-0	0	0	0
vs Washington State	6	2	8	2.0-6	0-0	0	0	0
Totals	27	16	43	6.5-14	0-0	0	0	0

2021 - Sophomore	Tackles			TFL-Yds	INT-Yds	FF	FR	PBU
	UA	A	Total					
UConn	1	0	1	0.0-0	0-0	0	0	0
at Oregon	0	0	0	0.0-0	0-0	0	0	0
Cal Poly	0	1	1	0.0-0	0-0	0	0	0
at UCLA	0	0	0	0.0-0	0-0	0	0	0
UNLV	0	0	0	0.0-0	0-0	0	0	0
at Hawai'i	0	1	1	0.0-0	0-0	0	0	0
at Wyoming	0	0	0	0.0-0	0-0	0	0	0
Nevada	0	1	1	0.5-0	0-0	0	0	0
at San Diego State	0	0	0	0.0-0	0-0	0	0	0
Boise State	1	0	1	0.0-0	0-0	0	0	0
New Mexico	0	0	0	0.0-0	0-0	0	0	0
at San Jose State	0	0	0	0.0-0	0-0	0	0	0
vs UTEP	0	1	1	0.0-0	0-0	0	0	0
Totals	2	4	6	0.5-0	0-0	0	0	0



28

JOMARION BRIGGS

DB

6-1 | 174 | RFr. | 2nd Year
Stockton, Calif. (Lincoln HS)

2022 (FRESHMAN): Did not participate ... redshirted.

HIGH SCHOOL: Attended Lincoln High School in Stockton, Calif. ... was a four-year letterwinner ... played several positions throughout high school, including quarterback, wide receiver and defensive back ... 2021 Stats: 25 tackles (9 solo), 2.3 tackles per game, five interceptions and 1.0 sack ... helped lead Lincoln HS to a 7-4 (4-1 Conference) record this season ... No. 68 cornerback recruit in the nation ... Three-star recruit ... was an honor roll student ... coached the youth 7-on-7 camps.

PERSONAL: From Stockton, Calif. ... son of Frank Green and Marisha Morgan-Green ... has three siblings ... favorite athlete is Jalen Ramsey ... high school teammate of current Bulldog linebacker and fellow classmate Tim Thomas III ... biggest athletic thrill is walking down the ramp on game day ... had recruiting interest from UCLA, Arizona, Colorado, New Mexico and Utah State ... chose to attend Fresno State because it felt like home, and it was the first program to offer him ... is a pre-business major.



3

ERIK BROOKS

WR

5-7 | 171 | Sr.# | 6th Year
 Corona, Calif. (Roosevelt HS)

Games Played: 39

Games Started: 2

2022 (SENIOR): Appeared in all 14 games ... earned one start, at Boise State in the Mountain West Championship game (Dec. 3) ... was the team's fourth-leading receiver with 37 receptions for 391 yards and three touchdowns ... averaged 10.6 yards per catch ... had a season-high 89 yards at then-No. 7 USC (Sept. 17) ... also had a season-high six receptions against the Trojans ... two of his three touchdowns came against Power 5 opponents in Oregon State (Sept. 10) and USC (Sept. 17) ... had at least one catch in all but one game this season ... led the team in receiving yards one time this season - at USC ... Academic All-Mountain West.

2021 (JUNIOR): Appeared in all 13 games this season ... he registered 17 catches for 184 yards and two touchdowns ... scored the first touchdown of his collegiate career at then-No. 13 UCLA on Sept. 18, a 19-yard touchdown catch ... scored again the following week against UNLV (Sept. 24) ... had a season-high 61 yards receiving in the season opener against UConn (Aug. 28) ... averaged 10.8 yards per catch ... helped Fresno State to two wins over ranked opponents, both on the road. It was the first time Fresno State defeated two Top 25 opponents in a season for the first time since 2004, and the first time both wins came on the road in the 100 year history of the program ... Burlsworth Trophy nominee ... was awarded with a scholarship in August 2021.

2020 (SOPHOMORE): Played in all six games and got a start at Nevada (Dec. 5) ... had 13 catches for 178 yards on the season ... had a career-best game against The Pack with four catches for 65 yards ... his longest reception of his career was also at Nevada, a 28-yard catch ... he added three receptions in each of the first two games of the season ... named to the Fall Academic All-Mountain West team.

2019 (R-FRESHMAN): Appeared in six games for the Bulldogs ... had one reception for seven yards in Fresno State's 56-27 win against UNLV ... 2019 Fall Academic All-MW selection.

2018 (FRESHMAN): Did not participate in any games, redshirted.

HIGH SCHOOL: Helped Eleanor Roosevelt HS to a 10-3 overall record and 4-1 league record as a senior in 2016 ... had 81 receptions and nine carries, totaling for 1,075 yards in his senior season ... averaged 82.7 yards per game ... appeared on special teams with 23 kickoff returns for an average of 31.7 yards per carry and 16 punt returns, averaging 14.6 yards per carry ... scored 16 touchdowns in his final season ... saw a season-best four touchdowns in Roosevelt's 48-21 win over Santiago where he also recorded a season-best 193 total offensive yards ... played on the defensive end of the ball in his senior season, recording 15 total tackles, 14 solo ... had 3.0 TFLs and one interception.

PERSONAL: Born in Irvine, Calif. ... son to Regina Manier and Tyrone Brooks ... has a sister, Taelor ... former high school teammate of Boise State's Evan Tyler and San Jose State's Cameron Smith ... received his bachelors of science in marketing from Fresno State ... earning his master's degree in curriculum and instruction.

ERIK BROOKS' STAT FILE

	Receiving			
	Rec.	Yds.	TD	Long
2022 - Senior				
Cal Poly	4	52	0	19
Oregon State	3	21	1	12
at USC	6	89	1	39
at UConn	1	-4	0	0
at Boise State	2	15	0	15
San Jose State	3	35	0	22
at New Mexico	1	10	0	10
San Diego State	3	23	0	12
Hawai'i	3	40	1	16
at UNLV	4	22	0	8
at Nevada	3	42	0	26
Wyoming	1	6	0	6
at Boise State	0	0	0	0
vs Washington State	3	40	0	29
Totals	37	391	3	39

	Receiving			
	Rec.	Yds.	TD	Long
2021 - Junior				
UConn	5	61	0	22
at Oregon	2	14	0	7
Cal Poly	1	7	0	7
at UCLA	1	19	1	19
UNLV	3	31	1	18
at Hawai'i	0	0	0	0
at Wyoming	0	0	0	0
Nevada	3	33	0	13
at San Diego State	0	0	0	0
Boise State	0	0	0	0
New Mexico	0	0	0	0
at San Jose State	2	19	0	14
vs UTEP	0	0	0	0
Totals	17	184	2	22

	Receiving			
	Rec.	Yds.	TD	Long
2020 - Sophomore				
Hawai'i	3	46	0	19
Colorado State	3	37	0	15
at UNLV	1	5	0	5
at Nevada	4	65	0	28
vs New Mexico	0	0	0	0
at Utah State	2	25	0	14
Totals	13	178	0	28

ERIK BROOKS' CAREER STATS

RECEIVING	G	REC	YDS	TD	LG	REC/G	AVG/C	AVG/G
2019	6	1	7	0	7	0.2	7.0	1.2
2020	6	13	178	0	28	2.2	13.7	29.7
2021	13	17	184	2	22	1.3	10.8	14.2
2022	14	37	391	3	39	2.6	10.6	27.9
TOTAL	39	68	760	5	39	1.7	11.2	19.5

ERIK BROOKS' SINGLE-GAME BESTS

Receptions: 6 (at No. 7 USC, 9/17/22)
 Receiving Yards: 89 (at No. 7 USC, 9/17/22)
 Long Catch: 39 (at No. 7 USC, 9/17/22)
 Touchdowns: 1 (5x, last vs. Hawai'i - 11/5/22)





81

JORDAN BROWN

WR

5-8 | 173 | R.Jr. | 4th Year

Bellflower, Calif. (Mayfair HS)

Games Played: 18

2022 (JUNIOR): Appeared in the season opener against Cal Poly (Sept. 1) ... did not record a stat ... was out the remainder of the season due to injury ... redshirted.

2021 (SOPHOMORE): Appeared in 11 games this season ... had two catches for 11 yards as a receiver ... had a career-long 7-yard catch in the Bulldogs' season opener against UConn (Aug. 28) ... took on kick return duties late in the season, returning three kickoffs for 19 yards ... had a career-long 15-yard kickoff return at San Jose State (Nov. 25) ... helped Fresno State to two wins over ranked opponents, both on the road. It was the first time Fresno State defeated two Top 25 opponents in a season for the first time since 2004, and the first time both wins came on the road in the 100 year history of the program.

2020 (FRESHMAN): Played in all six games ... had one tackle at UNLV (Nov. 7) ... named to the Fall Academic All-Mountain West team.

HIGH SCHOOL: Three-year varsity letter winner at Mayfair HS ... played on both sides of the ball as a wide receiver and defensive back ... helped team to a winning record each year ... three-time Suburban League champions ... first team All-Suburban League wide receiver ... was a two-time All-Suburban league academic honoree ... had 638 receiving yards on 36 catches and eight touchdowns as a senior ... received the National Football Foundation and College Hall of Fame Scholar Athlete award ... was an honor roll member all four years ... was a member of the school's ASB, Link Crew and FCA ... volunteered with the ASB beach clean ups, toy drives and Project Shepard ... also played baseball.

PERSONAL: Son of Brian and Robyn Brown ... has two brothers, Jacob and Jalen ... father played football at UCLA (1986-1991) ... favorite athlete is Kobe Bryant because he represents the first jersey Jordan ever owned and he loved his mentality and drive for the game ... biggest athletic thrill is scoring and hearing the fans go crazy ... chose to attend Fresno State because it was away from home, but not too far ... is a kinesiology sports administration major.



0

CHARLOTIN CHARLES

NKL

6-0 | 194 | So. | 3rd Year

Las Vegas, Nev. (Bishop Gorman HS)

Games Played: 1

2022 (R-FRESHMAN): Did not participate.

2021 (FRESHMAN): Appeared in the season opener against UConn (Aug. 28), did not record a stat ... suffered a midseason injury ... maintained a redshirt season.

HIGH SCHOOL: Attended Bishop Gorman High School ... was a dual-sport athlete as a member of the football and track teams ... was the team's Freshman Most Valuable Player in 2018 ... as a senior, Charles recorded five sacks, one interception, one forced fumble and 34 total tackles ... as a track athlete, he recorded the state's top time in the 300m hurdles and the number two time in the 110m hurdles ... chalked up 100 volunteer hours in the community.

PERSONAL: From Las Vegas ... son of Perode Charles and Ketly Bony ... has five siblings - Charleene, Tyrone, Devyn, Perode and Ketsia ... brother Devyn plays football at Robert Morris ... enjoys being outside, going on nature walks, and making things ... favorite athlete is Ray Lewis because he has a mindset that he can relate to ... chose to attend Fresno State because it showed the most love and made him feel like he was still at home ... is a pre-business major.

JORDAN BROWN'S STAT FILE

JORDAN BROWN'S CAREER STATS

RECEIVING	G	REC	YDS	TD	LG	REC/G	AVG/C	AVG/G
2020	6	0	0	0	0	0.0	0.0	0.0
2021	11	2	11	0	7	0.2	5.5	1.0
2022	1	0	0	0	0	0.0	0.0	0.0
TOTAL	18	2	11	0	7	0.1	5.5	0.6

KICK RETURNS	G	NO	YDS	TD	LG	AVG/R	AVG/G
2020	6	0	0	0	0	0.0	0.0
2021	11	3	19	0	15	6.3	1.7
2022	1	0	0	0	0	0.0	0.0
TOTAL	18	3	19	0	15	6.3	1.1

JORDAN BROWN'S SINGLE-GAME BESTS

Receptions: 1 (2x, last vs Boise State, 11/6/21)
 Receiving Yards: 7 (vs UConn, 8/28/21)
 Long Catch: 7 (vs UConn, 8/28/21)
 Kick Returns: 2 (vs Boise State, 11/6/21)
 Long Return: 15 (at San Jose St., 11/25/21)



22

STEVEN COMSTOCK DB

6-1 | 205 | Sr.# | 6th Year
Glendora, Calif. (Northview HS)

Games Played: 29 Games Started: 1

2022 (SENIOR): Appeared in 13 games this season ... was out one game for injury ... was the starting safety at UConn (Oct. 1) ... was also a special teams contributor on kickoff and punt return coverage ... had 14 total tackles ... had a season-high four tackles against Hawai'i (Nov. 5) ... had two broken up passes on the year ... Academic All-Mountain West.

2021 (JUNIOR): Appeared in all 13 games this season, as a primary member of the kickoff unit ... recorded six tackles on the year, including a season-high two tackles twice ... had two stops against then-No. 21 San Diego State (Oct. 30) and San Jose State (Nov. 25) ... helped Fresno State to two wins over ranked opponents, both on the road. It was the first time Fresno State defeated two Top 25 opponents in a season for the first time since 2004, and the first time both wins came on the road in the 100 year history of the program.

2020 (SOPHOMORE): Sat out the season due to injury ... named to the Fall Academic All-Mountain West team.

2019 (R-FRESHMAN): Saw action in three games on kick return coverage ... recorded a tackle against Utah State ... also saw game action against Nevada and San Jose State ... made the transition to defensive back from quarterback.

2018 (FRESHMAN): Did not participate in any games, redshirted.

HIGH SCHOOL: Attended Northview HS ... averaged 247.3 passing yards per game and threw for 28 touchdowns in 11 games in 2017 ... had 90.1 rushing yards per game with 12 rushing touchdowns and accounted for 3,711 total yards in his senior year ... led his team to a 10-2 record as a junior, passing for 2,679 yards and 30 touchdowns ... rushed for 830 yards and 14 touchdowns ... ran for 147 yards and three touchdowns in a win over San Dimas ... threw for nearly 400 yards and had three touchdown passes against Charter Oak ... was an All-CIF Southern Section Div. 8 selection and the San Gabriel Valley Tribune Offensive Player of the Year ... led his team to three Valle Vista League titles and was named league MVP as a junior ... through four high school seasons (48 games), he totaled 9,211 passing yards and 98 passing touchdowns ... he ran for 3,665 yards and 53 touchdowns ... accounted for 151 total touchdowns in 48 high school games with 134 touchdowns in just 35 games during his sophomore through senior seasons ... was recruited by and received offers from Oregon State, Army, Idaho, Eastern Washington and Azusa Pacific ... among quarterbacks, he was rated No. 10 in California, No. 18 in the West and No. 63 nationally ... also wrestled in high school and was San Gabriel Valley Tribune's Wrestler of the Year after advancing to the CIF state semifinals as a sophomore, advanced to the semifinals again as a junior.

PERSONAL: Born in Upland, Calif. ... son of Mary and John Comstock ... has two sisters, Stacy and Stephanie ... earned his bachelor's of science in marketing from Fresno State ... working towards his masters in curriculum and instruction.

STEVEN COMSTOCK'S STAT FILE											
STEVEN COMSTOCK'S CAREER STATS											
TACKLES	G	UA	A	TOTAL	TFL	YDS	PD	FF	FR	BLKD	QBH
2019	3	1	0	1	0.0	0	0	0	0	0	0
2020	0	0	0	0	0.0	0	0	0	0	0	0
2021	13	5	1	6	0.0	0	0	0	0	0	0
2022	12	10	4	14	0.0	0	2	0	0	0	0
TOTAL	28	16	5	21	0.0	0	0	0	0	0	0

STEVEN COMSTOCK'S SINGLE-GAME BESTS
Solo Tackles: 3 (2x, last vs. Hawai'i - 11/5/22)
Total Tackles: 4 (vs. Hawai'i - 11/5/22)



36

NICK D'AMBRA LS

6-0 | 225 | Sr.# | 6th Year
Glen Ellyn, Ill. (Glenbard South HS/Western Illinois)

Games Played (at FS): 14

2022 (SENIOR): Appeared in all 14 games ... selected as a second team All-MW honoree by Phil Steele ... was Fresno State's primary snapper for punts ... had three tackles on return coverage (at UConn, at New Mexico, and at Nevada) ... preseason honors included second team All-MW by Phil Steele ... joined the Fresno State football team as a mid-year enrollee in January 2022, will have two years of eligibility while at Fresno State.

PRIOR TO FRESNO STATE: Western Illinois (2021): Appeared in every game... returned a kick for 11 yards during the season closer at Northern Iowa (Nov. 20) and had two tackles... made a solo tackle at North Dakota (Oct. 23). (2020-21): MVFC Commissioner's Academic Excellence ... MVFC Academic Honor Roll ... appeared in five games ... caught one pass for nine yards ... finished the season with three tackles ... also served as WIU's long snapper ... led the team with two fumble recoveries. (2019): MVFC Commissioner's List of Academic Excellence Award ... MVFC Honor Roll ... appeared in all 12 games ... finished with four solo tackles, recorded two at Tennessee Tech. (2018): MVFC Honor Roll (2018) ... no appearance... redshirted

HIGH SCHOOL: Competed on the football, track and field, and hockey teams at Glenbard South HS ... earned five varsity letters ... recorded the school's single-season record in tackles ... a three-time academic honor roll selection (2016-18) ... named all-conference in 2016 and 2017 ... additional 2017 honors include: Metro Suburban Defensive MVP, Dupage Daily Herald All-Area, Suburban Life All-Area, first team all-state

PERSONAL: From Glen Ellyn, Ill. ... has two younger siblings ... cites mom as his biggest influence, "she has always been there for me through tough times and good times - always getting up early to drive me to morning workouts, coming to and supporting me at all my sporting events. She is my role model. She is my hero!" ... enjoys fishing and watching movies ... favorite athlete is Tom Brady ... chose to attend Fresno State because of the hometown feel, the relationships, and the incredible opportunity to play football at a high level.





0

MAC DALENA

WR

5-11 | 174 | Sr. | 4th Year

Fresno, Calif. (San Joaquin Memorial HS)

Games Played: 33

Games Started: 4

2022 (JUNIOR): Appeared in all 14 games ... earned three starts on the season, two at Boise State (Oct. 8, Dec. 3) and again in the LA Bowl (Dec. 17) ... had 11 catches for 99 yards, averaging 9.0 yards per catch this season ... had his second-career touchdown at Nevada (Nov. 19) ... had a season-high 62 yards against the Wolf Pack ... was a large contributor on special teams, recording eight tackles on kick return coverage ... had a blocked punt against Wyoming (Nov. 25) ... Academic All-Mountain West.

2021 (SOPHOMORE): Appeared in all 13 games on the season ... got the start at wide receiver in the New Mexico Bowl (Dec. 18) ... was a primary member of the Bulldogs' kickoff unit ... had five total tackles on the year with a season-best two stops at then-No. 13 UCLA ... ran down UCLA's Kazmeir Allen on a kickoff return, a pivotal moment in the game that stopped what would have been a kickoff return for a touchdown but resulted in zero points for UCLA on the ensuing drive ... did not record any receiving stats.

2020 (FRESHMAN): Played in all six games as a true freshman ... had a fumble recovery on the opening kickoff of the Bulldogs' season opener versus Hawai'i (Oct. 24) ... was the Bulldogs' emergency kicker at Nevada (Dec. 5) ... was 2-of-4 on his PAT attempts that night ... had his first action as a wide receiver against New Mexico (Dec. 12) ... finished the game with four catches for 88 yards and a touchdown ... had a career-long 51-yard reception as his first collegiate catch against the Lobos ... scored his first career touchdown on a 24-yard reception.

HIGH SCHOOL: Rated as a three-star recruit by 247 sports and ESPN ... a three-year varsity wide receiver who accumulated 2,696 receiving yards, averaging 18.1 yards per catch and 65.8 yards per game in his career ... had 149 career receptions and 39 receiving touchdowns, plus one rushing ... added a team-high seven interceptions which were returned 84 yards in 2019 ... was a senior team captain ... helped San Joaquin Memorial to its fifth-most receiving yards in program history (394 yards) with 126 yards of his own in a 28-21 win against Garces Memorial in 2019 - his second most receiving yards of the season ... had nine 100-yard receiving games at San Joaquin Memorial - one as a sophomore and four in his junior and senior years ... had a career-best 203 receiving yards on eight catches in the Panthers' 42-13 win against Stockdale in 2019 ... scored a career-best three receiving touchdowns on 11 receptions for 189 yards in SJM's in-town rivalry game against Bullard High School which Memorial won, 33-31, with 18 points from Dalena ... helped San Joaquin Memorial to a 12-2 record in 2019 - lead the Central Section Division II teams, third in all of the Central Section behind Central High School and Buchanan ... finished his senior year with single season career-bests in receiving yards (1,212), receptions (69), yards per game (86.6) and touchdowns (19) ... helped SJM to two football Valley championship titles and two baseball Valley championship titles ... was the 2018 County/Metro Athletic Conference Offensive Player of the Year in baseball ... helped SJM to 2017, 2018 and 2019 Valley championship titles along with a CMAC and NorCal State Championship in 2018 ... made the 2018 All-Central Section Super 70 All Star team, the 2019 Cal-hi preseason Central Section Football Team and the Preseason Pagmeter All-Star team ... MaxPreps leading touchdown scorer by a receiver in the Central Section with 19 touchdowns ... volunteered with various charity events.

PERSONAL: From Fresno, Calif. ... son of Brian and Lisa Dalena ... younger brother to former Bulldog wide receiver Frank Dalena (2015-19) ... has an older sister Ellie and younger brother Joe ... favorite athlete is Julian Edelman because he is a hard worker and has a simple play style ... biggest athletic thrill is scoring touchdowns ... chose to attend Fresno State because it is his hometown and he has always wanted to play in front of the Valley ... is a communication major at Fresno State.

MAC DALENA'S STAT FILE

	Receiving Rec.	Yds.	TD	Long
2022 - Junior				
Cal Poly	0	0	0	0
Oregon State	1	7	0	7
at USC	0	0	0	0
at UConn	0	0	0	0
at Boise State	0	0	0	0
San Jose State	0	0	0	0
at New Mexico	0	0	0	0
San Diego State	0	0	0	0
Hawai'i	1	7	0	7
at UNLV	1	3	0	3
at Nevada	4	62	1	24
Wyoming	3	20	0	10
at Boise State	0	0	0	0
vs Washington State	1	0	0	0
Totals	11	99	1	24

	Receiving Rec.	Yds.	TD	Long
2020 - Freshman				
Hawai'i	0	0	0	0
Colorado State	0	0	0	0
at UNLV	0	0	0	0
at Nevada	0	0	0	0
vs New Mexico	4	88	1	51
at Utah State	0	0	0	0
Totals	4	88	1	51

MAC DALENA'S CAREER STATS

RECEIVING	G	REC	YDS	TD	LG	REC/G	AVG/C	AVG/G
2020	6	4	88	1	51	0.7	22.0	14.7
2021	13	0	0	0	0	0.0	0.0	0.0
2022	14	11	99	1	24	0.8	9.0	7.1
TOTAL	33	15	187	2	51	2.2	12.5	5.7

TACKLES	G	UA	A	TOT	TFL	PD	FF	FR	BLK	QBH
2020	6	0	0	0	0.0-0	0	0	1	0	0
2021	13	5	0	5	0.0-0	0	0	0	0	0
2022	14	6	2	8	0.0-0	0	0	0	1	0
TOTAL	33	11	2	13	0.0-0	0	0	1	1	0

MAC DALENA'S SINGLE-GAME BESTS

Catches: 4 (2x, last at Nevada - 11/19/22)
 Rec. Yards: 88 (vs New Mexico, 12/12/20)
 Long Reception: 51 (vs New Mexico, 12/12/20)





11

JAYDEN DAVIS

DB

6-1 | 185 | RFr. | 2nd Year
Fresno, Calif. (Bullard HS)

Games Played: 1

2022 (FRESHMAN): Appeared in the Bulldogs' game at New Mexico (Oct. 22) ... had one tackle in the contest ... redshirted.

HIGH SCHOOL: Attended Bullard High School in Fresno, Calif. ... was a four-year varsity letterwinner ... three star recruit ... played both sides of the ball at Bullard HS as a wide receiver and a defensive back ... was named the Defensive Player of the Year ... All-State selection ... as a senior at Bullard, Davis had 84 tackles (49 solo), 4.5 tackles for loss, 2.0 sacks, 6 interceptions for a total of 153 return yards, 1 interception returned for a touchdown, 3 forced fumbles, and 2 passes defended ... in his three year varsity career (29 games played), Davis totaled 110 tackles (61 solo), 8 interceptions for 201 total return yards, and 3 forced fumbles ... as an offensive player, Davis had over 1,200 yards receiving with 19 total touchdowns (17 receiving) in his career ... was also a member of the special teams unit at Bullard HS, contributing as a kickoff returner ... at the completion of his senior season, Davis was awarded the Most Outstanding Defensive Back award by Bullard HS. He also earned recognition for being a two-way player ... was also a track athlete at Bullard High School.

PERSONAL: From Fresno, Calif. ... son of Monica Grayson ... has one older brother ... favorite athlete is Jaylon Johnson because he is a local of Fresno ... had interest from Eastern Washington, NAU and Sacramento State ... chose to attend Fresno State because the love the program showed, and there is no place like home ... undecided on a major.



4

EMORYIE EDWARDS

WR

5-11 | 180 | Sr.# | 6th
Tulare, Calif. (Tulare Union HS)

Games Played: 22

Games Started: 1

2022 (SENIOR): Appeared in five games ... did not record a stat ... suffered a season-ending injury at Boise State on Oct. 8 ... Academic All-Mountain West.

2021 (JUNIOR): Appeared in eight games this season ... had one catch for 19 yards in the season opener against UConn (Aug. 28).

2020 (SOPHOMORE): Inactive for the 2020 season.

2019 (R-FRESHMAN): Saw action in nine games after coming back from an injury ... made one start at wide receiver against Nevada ... totaled 22 receptions for 240 yards and two touchdowns in 2019 ... had a career-best catches in his first game of his career with eight receptions for 70 yards at New Mexico State ... posted 73 receiving yards on four catches a week later at Air Force for a season-high yardage mark ... had at least one reception in seven of nine games ... 2019 Fall Academic All-MW selection.

2018 (FRESHMAN): Did not participate in any games, redshirted.

HIGH SCHOOL: Was a wide receiver at Tulare Union High School ... broke the California Central Section record for career receiving yards, ending his high school career with 4,267 yards to top the previous record of 3,953 ... also broke the Central Section career receptions record with 262 and came within two touchdown receptions of that section record (47) ... named to the 2016 Max Preps California Medium Schools All-State team ... selected for the Fresno Bee All-Area team and the Visalia Times Delta All-Area team in 2016 ... averaged just under 20 yards per reception as a senior with 12 touchdown catches ... topped 260 receiving yards twice, helping his team win the Central Section Div. II championship and advance to the CIF State Division 2-AA Regional Final ... ranked seventh among all California high school players with 1,571 receiving yards as a junior ... was also seventh with 94 receptions and hauled in 19 touchdown passes ... throughout his high school career, Edwards averaged 16.3 yards per reception and recorded more than 4,400 yards of total offense, averaging just under 100 yards per game ... also returned punts as a senior and averaged 16.9 punt return yards ... ranked as one of the top 30 receivers in California by Scout.Com ... was also recruited and received offers from Washington State, Oregon State, Duke, BYU, Air Force and Eastern Washington.

PERSONAL: Born in Tulare, Calif. ... son of Takisha Baker and Tyrone Edwards ... has three brothers, Kaden, Darius and Alonzo, and four sisters, Jaida, Kaylee, Taraji and Kianna ... older sister Kianna plays basketball at Eastern Washington ... former high school teammate of Kazmeir Allen (UCLA), Bryson Allen (Sacramento State) and Brian Wendt (Air Force Academy) ... favorite athlete is LeBron James because he is the king and he makes everyone around him better ... earned his bachelors of art in psychology from Fresno State ... earning his masters degree in curriculum and instrustion.

EMORYIE EDWARDS' STAT FILE

EMORYIE EDWARDS' CAREER STATS

RECEIVING	G	REC	YDS	TD	LG	REC/G	AVG/C	AVG/G
2018	0	0	0	0	0	0.0	0.0	0.0
2019	9	22	240	2	39	2.4	10.9	26.7
2020	0	0	0	0	0	0.0	0.0	0.0
2021	8	1	19	0	19	0.1	19.0	2.4
2022	5	0	0	0	0	0.0	0.0	0.0
TOTAL	22	23	259	2	39	1.04	11.3	11.8

EMORYIE EDWARDS' SINGLE-GAME BESTS

Receptions: 8 (at New Mexico State, 9/28/19)
Receiving Yards: 73 (at Air Force, 10/12/19)
Long Reception: 39 (at Air Force, 10/12/19)





10

LOGAN FIFE

QB

6-0 | 205 | Jr. | 4th Year
Tracy, Calif. (Tracy HS)

Games Played: 11

Games Started: 4

2022 (SOPHOMORE): Appeared in 10 games ... was Fresno State's starting quarterback in four games, stepping in for an injured Jake Haener ... was 2-2 as the starter, winning a key Mountain West divisional game over San Jose State (Oct. 15) and on the road at New Mexico (Oct. 22) ... stepped in to finish the game in place of an injured Jake Haener at then-No. 7 USC (Sept. 17), completing 11-of-12 pass attempts for 140 yards in the second half ... his .917 completion percentage in his performance at USC is the second-best single game completion percentage (minimum 10 attempts, no more than 20 attempts) in program history ... in five games with a pass attempt, Fife completed 84-of-120 passes for 892 yards with six interceptions and two touchdowns ... completed 70 percent of his passes (84-of-120) for the second-best single season pass completion percentage (minimum 75 attempts) ... he had a career-high 236 yards in the win against San Jose State ... in the run game, he added 32 carries for 30 yards and three touchdowns ... had 49 rushing yards and two rushing scores with an additional 225 passing yards and one passing touchdown at New Mexico ... had a career-long 75-yard touchdown pass against the Lobos ... his 75-yard completion tied the 18th longest touchdown pass in program history ... Academic All-Mountain West.

2021 (R-FRESHMAN): Appeared in the season opener against UConn (Aug. 28) in relief of Jake Haener ... was 7-of-13 with one interception and one touchdown against the Huskies ... added 13 yards on four rushing attempts in the run game ... passed for his first collegiate touchdown on a 1-yard pass to Raymond Pauwels ... had a career-long 13-yard pass.

2020 (FRESHMAN): Did not see game action.

HIGH SCHOOL: Dual-threat quarterback with a powerful arm and quick legs, Fife threw for 2,230 as a senior quarterback at Tracy High School ... was 129-of-258 in his senior season, finishing with a 50.0 completion percentage ... threw 22 touchdowns and averaged 202.7 yards per game ... rushed for 362 yards and seven touchdowns in 2019 ... in his three-year varsity career, Fife threw for 6,326 total yards and 67 touchdowns with his best passing performance coming in his junior season with 2,315 yards and 28 touchdowns ... added 702 rushing yards and 20 rushing touchdowns in his varsity career ... in his first season as a starting quarterback (2017), Fife ran for 455 yards and five touchdowns ... rated the 40th best dual-threat prospect in the class by 247Sports ... rated a three-star quarterback by ESPN ... was a two-time first team All-League selection ... also earned a second team All-League pick ... also recruited by and received an offer from Cal Poly ... volunteered with the Boys and Girls Club and various other volunteer groups.

PERSONAL: From Tracy, Calif. ... son of Gary and Natalie Fife ... has two siblings, Hayley and Carson ... favorite athlete is Russell Wilson because he looks up to him as a quarterback, says he is very humble and a confident leader ... biggest athletic thrill is playing the game of football because there is so much adrenaline involved ... chose to attend Fresno State because it felt like a comfortable environment, he liked the staff and has always been a fan of Fresno State football. He also said it was a great program, and Fresno State has the right major he wanted to study ... majoring in mass communications and journalism with an emphasis in advertisement and public relations.

LOGAN FIFE'S STAT FILE

2022 - Sophomore	Rushing				Passing					
	Att.	Yds.	TD	Lg	Cmp	Att	Int	Yds	TD	Lg
Cal Poly	0	0	0	0	0	0	0	0	0	0
Oregon State	0	0	0	0	0	0	0	0	0	0
at USC	4	-7	0	8	11	12	0	140	0	32
at UConn	6	-14	0	8	16	22	2	157	0	32
at Boise State	10	23	1	6	14	25	2	134	0	29
San Jose State	6	-16	0	4	24	32	1	236	1	24
at New Mexico	6	49	2	30	19	29	1	225	1	75
Hawai'i	0	0	0	0	0	0	0	0	0	0
at Nevada	0	0	0	0	0	0	0	0	0	0
Wyoming	0	0	0	0	0	0	0	0	0	0
Totals	32	35	3	30	84	120	6	982	2	75

2021 - R-Freshman	Rushing				Passing					
	Att.	Yds.	TD	Lg	Cmp	Att	Int	Yds	TD	Lg
UConn	4	13	0	7	7	13	1	51	1	13
Totals	4	13	0	7	7	13	1	51	1	13

LOGAN FIFE'S CAREER STATS AT FS

RUSHING	G	ATT	YDS	TD	LG	AVG/R	AVG/G
2021	1	4	13	0	7	3.2	13.0
2022	11	32	35	3	30	1.1	3.2
TOTAL	12	36	48	3	30	1.3	4.0

PASSING	G	ATT	CMP	INT	YDS	TD	LG	PCT	AVG/P	AVG/G	EFFIC
2021	1	13	7	1	51	1	13	53.8	3.9	51.0	96.8
2022	11	120	84	6	892	2	75	70.0	10.6	81.1	127.9
TOTAL	12	133	91	7	943	3	75	68.4	10.4	78.6	

TOTAL OFFENSE	G	RUSH	PASS	TOTAL	AVG/G
2021	1	13	51	64	64.0
2022	11	35	892	927	84.3
TOTAL	12	48	943	991	82.6

LOGAN FIFE'S SINGLE-GAME BESTS

- Passing Yards: 236 (San Jose State, 10/15/22)
- Passing TDs: 1 (3x, last at New Mexico - 10/22/22)
- Pass Attempts: 32 (San Jose State, 10/15/22)
- Pass Completions: 24 (San Jose State, 10/15/22)
- Long Pass: 75 (at New Mexico, 10/22/22)
- Rushing Yards: 23 (at Boise State, 10/8/22)
- Rushing Attempts: 10 (at Boise State, 10/8/22)
- Long Rush: 30 (at New Mexico, 10/22/22)





19

JOSIAH FREEMAN

WR

6-3 | 195 | RSo. | 3rd Year
Soledad, Calif. (Soledad HS/Hartnell JC)

2022 (SOPHOMORE): Did not participate ... redshirted.

PRIOR TO FRESNO STATE: Played football at Hartnell Junior College in Salinas, Calif. ... was an all-state and all-conference wide receiver ... was named the offensive MVP in 2021 ... in 2021, he played in eight games with 50 receptions 866 total yards receiving and 10 touchdowns ... averaged 108.3 receiving yards per game, a mark that led the state that season ... averaged nearly 18 yards per reception ... was also an academic standout, earning Dean's List recognitions in the spring of 2020.

HIGH SCHOOL: Attended Soledad High School in Soledad, Calif. ... was an all-conference and all-league player ... he is the first Soledad High alumnus to ever play Division I college football.

PERSONAL: From Soledad, Calif. ... son of Cynthia Flores ... has four siblings ... favorite athlete is Julio Jones because he was the reason why he loves the position he plays ... had recruiting interest out of junior college by Utah, Washington, Washington State, Arizona State, Nevada, Texas State and UNLV ... chose to attend Fresno State because of the culture around the program, and the coaching staff.



71

ROLAN FULLWOOD

OL

6-6 | 305 | So. | 3rd Year
Long Beach, Calif. (Lawndale HS)

Games Played: 3

2022 (R-FRESHMAN): Appeared in three games ... was a member of the field goal protection unit ... saw limited action on the offensive line.

2021 (FRESHMAN): Did not see game action ... redshirted.

HIGH SCHOOL: Helped Lawndale High School to a 3-0 record in its spring 2021 season ... Rated a three star offensive lineman on 247Sports ... participated in the 2020 Winner Circle Top 100 Showcase ... received an invite to play at the Under Armour All-American Camp ... was considered one of the best offensive line pickups for the Bulldogs in the last decade ... rated as the No. 60 offensive guard in the country, and with a .8416 rating in the 24/7 Composite ... had offers from USC, Kansas, UNLV, SDSU, and Nevada.

PERSONAL: From Long Beach, California ... son of Nadra Fullwood ... has 11 siblings - Rohan, Andrew, Kavell, Karmella, Ashley, Donte, Chris, Jermain, Carla, Carl, and Aaden ... enjoys cooking and playing basketball ... favorite athlete is LeBron James because of his athleticism ... chose to attend Fresno State because it was a good distance from home and it was the best fit for him ... has not declared a major.



94

JULIUS GANDY

DL

6-2 | 288 | So. | 3rd
Watsonville, Calif. (Pacheco HS)

Games Played: 2

2022 (R-FRESHMAN): Appeared in two games on the year ... had one tackle at then-No. 7 USC ... had a quarterback hurry against Hawai'i (Nov. 5).

2021 (FRESHMAN): Did not see game action ... redshirted.

HIGH SCHOOL: Attended Pacheco High School in Los Banos, Calif. ... played as a defensive end, defensive tackle and a tight end ... earned academic honors for high grade point average ... was a member of the BSU Club.

PERSONAL: From Watsonville, Calif. ... son of Will and Sally Gandy ... has five siblings ... father played football at San Jose State ... favorite athlete is Sean Taylor because of the way he loved his family and how he played the game ... chose to attend Fresno State because it is a Division I school, a great football program and it is close to home ... majoring in kinesiology - physical education.



33

ELIJAH GILLIAM

RB

5-10 | 216 | Jr. | 4th Year
Las Vegas, Nev. (Bishop Gorman HS)

Games Played: 12

2022 (SOPHOMORE): Appeared in 12 games this season ... had 17 carries for 101 yards and one touchdown ... scored his first career touchdown against Hawai'i (Nov. 5) ... also had a career-high five carries for a career-high 36 yards against the Rainbow Warriors ... had a career-long 21-yard run against Hawai'i ... had at least one carry in six games this season ... was a critical piece in the run game, being used in the run blocking game as well ... played on special teams on the punt team ... recovered a fumble on a fumbled punt return by San Diego State (Oct. 29).

2021 (R-FRESHMAN): Did not see game action.

2020 (FRESHMAN): Appeared in the season finale against New Mexico (Dec. 12) ... did not record a stat ... was the team's offensive and special team scout team player of the week for the week leading up to game 5.

PERSONAL: Is a kinesiology - exercise science major at Fresno State.

ELIJAH GILLIAM'S STAT FILE

ELIJAH GILLIAM'S CAREER STATS

RUSHING	G	ATT	YDS	TD	LG	AVG/R	AVG/G
2020	1	0	0	0	0	0.0	0.0
2021	0	0	0	0	0	0.0	0.0
2022	11	17	101	1	21	5.9	9.2
TOTAL	12	17	101	1	21	5.9	8.4

ELIJAH GILLIAM'S SINGLE-GAME BESTS

Carries: 5 (vs Hawai'i, 11/5/22)
Long Rush: 21 (vs Hawai'i, 11/5/22)
Rushing Yards: 36 (vs Hawai'i, 11/5/22)
Rushing TDs: 1 (vs Hawai'i, 11/5/22)





24

CHRISHAWN GORDON DB
5-11 | 186 | Jr. | 4th Year
Oceanside, Calif. (Valley Center HS/Dixie State/Butte College)

Games Played: 16 Games Started: 1

2022 (R-SOPHOMORE): Appeared in all 14 games ... got his first career start at safety at New Mexico (Oct. 22) ... totaled 15 tackles (11 solo) ... had 1.0 tackle for loss ... had a career-high four tackles against Hawai'i (Nov. 5) ... was also a special teams contributor, playing on the Bulldogs' kickoff team ... Academic All-Mountain West.

2021 (SOPHOMORE): Appeared in two games ... had two tackles against Cal Poly (Sept. 11) ... also saw game action at Hawai'i (Oct. 2).

PRIOR TO FRESNO STATE: Gordon attended Dixie State (2019) and Butte College (2020) prior to joining the Fresno State roster ... at Dixie State, Gordon appeared in four games as a true freshman ... after one season at Dixie State, Gordon opted to transfer to Butte College ... with COVID-19, Butte College did not have a season in 2020.

HIGH SCHOOL: Attended Valley Center High School ... earned first team All-League and second team All-State and All-CIF honors ... also competed in track and field ... graduated in June 2019 ... Gordon also spent some time at El Camino High School.

PERSONAL: From Oceanside, California ... son of Edward and Laevonne Gordon ... favorite athlete is Jalen Ramsey ... chose to attend Fresno State because they gave him an opportunity, when others wouldn't ... majoring in mass communications and journalism with an emphasis in advertisement and public relations.

CHRISHAWN GORDON'S STAT FILE

CHRISHAWN GORDON'S CAREER STATS

TACKLES	G	UA	A	TOTAL	TFL	YDS	PD	FF	FR	BLKD	QBH
2021	2	1	1	2	0.0	0	0	0	0	0	0
2022	13	11	4	15	1.0	4	0	0	0	0	0
TOTAL	15	12	5	17	1.0	4	0	0	0	0	0

CHRISHAWN GORDON'S SINGLE-GAME BESTS

Solo Tackles: 2 (3x, last at New Mexico - 10/22/22)
Total Tackles: 4 (Hawai'i, 11/6/22)



24

JUSTIN GUIN RB
5-10 | 189 | RFr. | 2nd Year
Novato, Calif. (San Marin HS)

2022 (FRESHMAN): Did not participate ... redshirted.

HIGH SCHOOL: Attended San Marin High School in Novato, Calif. ... played in all three phases of the game as a running back, linebacker, kickoff returner and punt returner ... was a first team all-conference selection ... first team all-region honoree ... first team all-state player ... named Bay Area All-Metro Player of the Year ... SB Live All-NCS Player of the Year ... also played basketball ... was an honor roll student.

PERSONAL: From Novato, California ... son of Jo and Michelle Guin ... has two siblings ... father played football at San Francisco State ... favorite athlete is Russell Westbrook because of his athleticism and play style ... biggest athletic thrill is scoring a long touchdown run ... chose to attend Fresno State because it gave him an opportunity to play college football ... is a pre-business major.



3

ALZILLION HAMILTON DB
5-11 | 183 | So. | 3rd Year
Castro Valley, Calif. (Hayward HS)

Games Played: 16

2022 (R-FRESHMAN): Appeared in all 14 games ... had four tackles on the year ... added five broken up passes ... had a career-high three pass break ups against Hawai'i (Nov. 5) ... saw time as both a cornerback and a member of the kickoff unit.

2021 (FRESHMAN): Appeared in two games - Boise State (Nov. 6) and San Jose State (Nov. 25) ... did not record a stat ... maintained a redshirt season.

HIGH SCHOOL: Attended Hayward High School ... rated a three star recruit by 247Sports ... had 36 tackles, 4.0 TFL and one sack in his two year varsity career ... added four interceptions which he returned for a total of 133 yards in 2019 ... had 10 passes defended and had one fumble recovery in his two years on varsity .. was also a key offensive player and special teams player at Hayward HS ... Hayward HS recorded a 10-2 campaign in 2019 - its most wins since a 12-2 season in 2006 - while going a perfect 6-0 in league play to capture a West Alameda County Shoreline Division crown. Hamilton was an integral part of that success, leading the team in both receiving yards and interceptions ... ranked as 247Sports' No. 145 cornerback nationally and No. 167 overall 2021 recruit in California ... also played baseball ... received offers from San Diego State, New Mexico, Wyoming, Nevada and San Jose State.

PERSONAL: From Hayward, California ... son of Alfonso and Ukisha Hamilton ... has three siblings - Alfonso Jr., Alonso and Alleesha ... biggest athletic thrill is when he got a one-handed interception against the team's rivals ... chose to attend Fresno State because it was close to home and he loves the team ... is a pre-business major.

ALZILLION HAMILTON'S STAT FILE

ALZILLION HAMILTON'S CAREER STATS

TACKLES	G	UA	A	TOTAL	TFL	YDS	PD	FF	FR	BLKD	QBH
2021	2	0	0	0	0.0	0	0	0	0	0	0
2022	13	3	1	4	0.0	0	5	0	0	0	0
TOTAL	15	3	1	4	0.0	0	5	0	0	0	0

ALZILLION HAMILTON'S SINGLE-GAME BESTS

Solo Tackles: 1 (3x, last vs. San Diego State, 10/29/22)
Total Tackles: 1 (4x, last vs. Hawai'i, 11/5/22)



23

JACOB HOLMES

DL

6-3 | 297 | So. | 2nd Year
Phoenix, Ariz. (Chandler HS)

Games Played: 8

2022 (FRESHMAN): Appeared in eight games ... started in Fresno State's game at UConn (Oct. 1) ... recorded five tackles (three solo) on the season ... had a career-high four at UConn ... had one fumble recovery ... also had one quarterback hurry ... was one of four true freshmen to see time on the defensive line this season, one of two to earn a start ... Academic All-Mountain West.

HIGH SCHOOL: Attended Chandler High School ... as a senior in 2021, he helped the team to an 11-2 record with a state championship appearance ... Chandler HS ranked as the No. 3 high school football program in the state of Arizona in 2021 ... was a three-year member of varsity. Holmes totaled 144 tackles (66 solo) and 29.0 tackles for loss in his varsity career. He also added 8.0 sacks, three fumble recoveries and two forced fumbles ... in only three games played in 2020, he impressed with 23 tackles (18 solo) and 11 tackles for loss in that shortened season due to the COVID-19 pandemic ... began his high school football career at Cesar Chavez High School before transferring to Chandler High School as a senior ... first team All-Region defensive end ... 2021 Phoenix Union District Defensive Player of the Year ... named the 2018 Freshman Defensive Lineman of the Year at Cesar Chavez HS ... coached local youth football team

PERSONAL: From Phoenix, Arizona ... son of Jacob Holmes Sr. and Sunny Barren ... has two older siblings ... favorite athlete is Ray Lewis ... biggest athletic thrill is walking down the tunnel on game day ... had recruiting interest from Oregon State, West Virginia, Arizona, Arizona State and UTEP ... chose to attend Fresno State because of the coaching staff ... is a pre-business major.

JACOB HOLMES' STAT FILE

JACOB HOLMES' CAREER STATS

TACKLES	G	UA	A	TOTAL	TFL	YDS	PD	FF	FR	BLKD	QBH
2022	8	3	2	5	0.0	0	0	0	1	0	0
TOTAL	8	3	2	5	0.0	0	0	0	1	0	0

JACOB HOLMES' SINGLE-GAME BESTS

Solo Tackles: 2 (at UConn, 10/1/22)

Total Tackles: 4 (at UConn, 10/1/22)



13

JUSTIN HOUSTON

NKL

6-3 | 185 | Sr. | 4th Year
Gardena, Calif. (Junipero Serra HS)

Games Played: 26

Games Started: 15

2022 (JUNIOR): Was ineligible for the first six games of the season ... appeared in seven games on the season ... recorded five tackles (four solo) ... had a season-high four tackles against Wyoming (three solo) ... was also a member of the special teams kickoff unit in games played.

2021 (SOPHOMORE): Appeared in all 13 games and started in 12 ... had 37 tackles for a single season career-best ... had 23 solo stops ... recorded a season-high seven stops against Nevada (Oct. 23) ... forced the receiver out of bounds on the Nevada game-tying two-point conversion attempt with no time on the clock, sealing Fresno State's 34-32 win over the then-west division leader ... recorded at least one tackle in all but one game this season ... had three broken up passes on the season ... had a season-best two broken up passes at then-No. 21 San Diego State ... part of a Bulldog defense who only allowed 20.5 points per game this season, while also holding two opponents scoreless. It was the first time since 2017 that a Fresno State team had multiple shutouts in a season ... helped Fresno State to two wins over ranked opponents, both on the road. It was the first time Fresno State defeated two Top 25 opponents in a season for the first time since 2004, and the first time both wins came on the road in the 100 year history of the program.

2020 (FRESHMAN): Made immediate impact as a true freshman, appearing in all six games and starting three as the Bulldogs' husky ... had 23 tackles this season ... was fifth on the team in total tackles this season ... was the youngest person in the team's top five ... had a team-leading 11 tackles in the season finale against New Mexico (Dec. 12) ... also added 1.5 TFL and a sack against the Lobos ... had an additional 0.5 TFL at Utah State (Nov. 14) ... had at least one tackle in every game this season.

HIGH SCHOOL: Attended Junipero Serra High School ... tallied 80 tackles and two interceptions as a senior in 2019 ... earned freshman All-American honors ... was a So-Cal first team defense selection ... second team All-State defensive selection ... was a two-time first team All-League honoree ... was an honor roll and principal honor roll student ... volunteered with local church activities.

PERSONAL: Born in Carson, Calif. ... son of John and Yvette Houston ... has two older siblings, John and Jayla ... has one younger sibling Jace ... brother John was a linebacker at USC from 2015-19 ... decided to attend Fresno State because he felt it was the perfect fit for him ... is a kinesiology - physical education major.



JUSTIN HOUSTON'S STAT FILE

2022 - Junior	Tackles			TFL-Yds	INT-Yds	FF	FR	PBU
	UA	A	Total					
San Diego State	0	0	0	0.0-0	0-0	0	0	0
Hawai'i	0	0	0	0.0-0	0-0	0	0	0
at UNLV	0	0	0	0.0-0	0-0	0	0	0
at Nevada	1	0	1	0.0-0	0-0	0	0	0
Wyoming	3	1	4	0.0-0	0-0	0	0	0
at Boise State	0	0	0	0.0-0	0-0	0	0	0
Totals	4	1	5	0.0-0	0-0	0	0	0

2021 - Sophomore	Tackles			TFL-Yds	INT-Yds	FF	FR	PBU
	UA	A	Total					
UConn	2	2	4	0.0-0	0-0	0	0	1
at Oregon	4	2	6	0.0-0	0-0	0	0	0
Cal Poly	0	1	1	0.0-0	0-0	0	0	0
at UCLA	1	1	2	0.0-0	0-0	0	0	0
UNLV	2	1	3	0.0-0	0-0	0	0	0
at Hawai'i	1	1	2	0.0-0	0-0	0	0	0
at Wyoming	2	1	3	0.0-0	0-0	0	0	0
Nevada	6	1	7	0.0-0	0-0	0	0	0
at San Diego State	0	2	2	0.0-0	0-0	0	0	2
Boise State	2	2	4	0.0-0	0-0	0	0	0
New Mexico	2	0	2	0.0-0	0-0	0	0	0
at San Jose State	0	0	0	0.0-0	0-0	0	0	0
UTEP	1	0	1	0.0-0	0-0	0	0	0
Totals	23	14	37	0.0-0	0-0	0	0	3

2020 - Freshman	Tackles			TFL-Yds	INT-Yds	FF	FR	PBU
	UA	A	Total					
Hawai'i	1	1	2	0.0-0	0-0	0	0	0
Colorado State	2	0	2	0.0-0	0-0	0	0	0
at UNLV	0	1	1	0.0-0	0-0	0	0	0
at Nevada	4	0	4	0.0-0	0-0	0	0	0
New Mexico	3	8	11	1.5-2	0-0	0	0	0
at Utah State	1	2	3	0.5-1	0-0	0	0	0
Totals	11	12	23	2.0-3	0-0	0	0	0

JUSTIN HOUSTON'S CAREER STATS

TACKLES	G	UA	A	TOTAL	TFL	YDS	PD	FF	FR	BLKD	QBH
2020	6	11	12	23	2.0	3	0	0	0	0	0
2021	13	23	14	37	0.0	0	3	0	0	0	0
2022	6	4	1	5	0.0	0	0	0	0	0	0
TOTAL	25	38	27	65	2.0	3	3	0	0	0	0

SACKS	G	UA	A	TOT	YDS
2020	6	1	0	1.0	1
2021	13	0	0	0.0	0
2022	6	0	0	0.0	0
TOTAL	25	1	0	1.0	1

JUSTIN HOUSTON'S SINGLE-GAME BESTS

Solo Tackles: 6 (vs Nevada, 10/23/21)
 Total Tackles: 7 (vs Nevada, 10/23/21)



17

JOHNNY HUDSON JR.

DL

6-3 | 309 | Sr. | 4th Year

Atlanta, Ga. (Washington HS/Jones College/Contra Costa College)

Games Played (at FS): 14 Games Started (at FS): 11

2022 (JUNIOR): Appeared in all 14 games ... was the starting defensive tackle in 11 games ... had 34 tackles on the year (11 solo) ... added 5.0 tackles for loss ... had 1.5 sacks ... had a fumble recovery against San Diego State (Oct. 29) ... had a broken up pass against San Jose State (Oct. 15) ... had a season-high six tackles at UNLV (Nov. 11) ... had at least one tackle in 11-straight games ... had a season-high 2.0 tackles for loss against San Jose State ... selected as a fourth team All-Mountain West defensive tackle in Phil Steele's postseason award recognitions ... Academic All-Mountain West.

PRIOR TO FRESNO STATE: Spent the 2021 season at Contra Costa College in the California Bay Area ... helped Contra Costa College to a 10-1 record in 2021 ... had 28 tackles, two forced fumbles, and 5.5 sacks in 10 games played during the 2021 season ... also had a blocked kick in the season opener ... ranked fourth in the league in sacks and eighth in sack yards ... **(2020)** spent the 2020 season at Jones College ... appeared in 10 games and recorded 15 tackles, 2.0 tackles for loss, 1.0 sack and a broken up pass.

PERSONAL: From Atlanta, Georgia ... son of Johnny Hudson Sr. and Cassandra Cofield ... has four brothers and two sisters. He is the youngest sibling ... favorite athlete is Aaron Donald ... biggest athletic thrill has been earning Defensive Player of the Year honors ... had interest from Temple, Memphis, FAU, Oregon, San Jose State and Utah State ... chose to attend Fresno State because the coaches made it feel like home ... majoring in african studies.

JOHNNY HUDSON JR.'S STAT FILE

2022 - Senior	Tackles			TFL-Yds	INT-Yds	FF	FR	PBU
	UA	A	Total					
Cal Poly	0	0	0	0.0-0	0-0	0	0	0
Oregon State	0	0	0	0.0-0	0-0	0	0	0
at USC	0	0	0	0.0-0	0-0	0	0	0
at UConn	1	1	2	1.0-2	0-0	0	0	0
at Boise State	1	3	4	0.5-1	0-0	0	0	0
San Jose State	3	0	3	2.0-4	0-0	0	0	1
at New Mexico	1	1	2	1.0-1	0-0	0	0	0
San Diego State	1	4	5	0.0-0	0-0	0	1	0
Hawai'i	0	2	2	0.0-0	0-0	0	0	0
at UNLV	3	3	6	0.0-0	0-0	0	0	0
at Nevada	0	3	3	0.0-0	0-0	0	0	0
Wyoming	1	3	4	0.5-2	0-0	0	0	0
at Boise State	0	1	1	0.0-0	0-0	0	0	0
vs Washington State	0	2	2	0.0-0	0-0	0	0	0
Totals	11	23	34	5.0-10	0-0	0	1	1

JOHNNY HUDSON JR.'S CAREER STATS

TACKLES	G	UA	A	TOTAL	TFL	YDS	PD	FF	FR	BLKD	QBH
2022	14	11	23	34	5.0	10	1	0	1	0	0
TOTAL	14	11	23	34	5.0	10	1	0	1	0	0

SACKS	G	TOT	YDS
2022	14	1.5	2
TOTAL	14	1.5	2

JOHNNY HUDSON JR.'S SINGLE-GAME BESTS

Solo Tackles: 3 (2x, last at UNLV - 11/11/22)
 Total Tackles: 6 (at UNLV, 11/11/22)





73

JACOB ISAIA OL
6-3 | 306 | Sr.# | 6th Year
Las Vegas, Nev. (Bishop Gorman HS/Michigan State)

Games Played (at FS): 14 Games Started (at FS): 10

2022 (SENIOR): Appeared in all 14 games ... was the starting left guard in 10 games on the year ... part of an offensive line that helped block for the top offense in the Mountain West ... Fresno State's offensive line blocked for a 1,000 yard rusher. It is the first time since 2014 that the Bulldogs have had a 1,000 yard rusher ... Fresno State's offensive line served as protection to players among the top of the conference in passing, receiving and rushing ... Academic All-Mountain West.

PRIOR TO FRESNO STATE: Was a three-year letterwinner at Michigan State ... played in 24 career games for the Spartans, primarily on special teams ... has seen action on 88 plays on special teams during his career **2021:** Appeared in all 13 games, primarily on special teams ... saw action on a career-high 68 plays on special teams ... had three snaps on offense **2020:** Played 16 snaps on special teams and six on the offensive line in five total games to earn his second letter **2019:** Played in six games to earn his first letter ... saw action on 13 snaps on offense and also played on special teams ... earned the start as a fullback at Michigan as the Spartans began the game in an I-formation **2018:** Redshirted.

HIGH SCHOOL: Consensus No. 1 offensive line prospect in the state of Nevada (ESPN.com, 247Sports, Rivals.com) ... played in the Under Armour All-America Game on Jan. 4 in Orlando ... also played in the Polynesian Bowl on Jan. 20 at Aloha Stadium in Hawai'i ... listed as one of the best players in the state of Nevada by ESPN.com (No. 5), 247Sports (No. 8) and Rivals.com (No. 8) ... ranked one of the best offensive guards in the nation by ESPN.com (No. 36) ... rated one of the best centers in the country by 247Sports (No. 18) ... named one of the top 100 overall players in the West by ESPN.com ... chosen to USA TODAY's All-Nevada First Team ... played two seasons for Coach Kenny Sanchez at Bishop Gorman High School and was a member of two state championship teams ... helped lead Bishop Gorman to a 13-2 record and a No. 14 national ranking by MaxPreps ... the Gaels also won their ninth consecutive state title in 2017 ... was a first-team All-Southwest League selection as a tackle ... earned honorable mention all-state honors as a junior in 2016 as Bishop Gorman went 15-0 and finished the season ranked No. 1 in the nation by USA TODAY ... also named to the 2016 ALL-USA TODAY Nevada First Team ... played his first two seasons of high school at Iolani High in Honolulu, Hawaii.

PERSONAL: From Las Vegas, Nev. ... was born in Baltimore, Md., but was raised in Honolulu, Hi. ... son of Sale Isaia and Amy and Brett Hitzeman ... his father, Sale, was a four-year letterwinner as an offensive lineman at UCLA and spent five seasons in the NFL with the Browns (1995-96), Ravens (1997-98) and Patriots (2000) ... grandson of former Michigan State All-American and Hall of Famer Bob Apisa, who helped lead the Spartans to Big Ten and National Championships in 1965 and 1966 as a fullback; Bob was inducted into the MSU Athletics Hall of Fame in 2017 and the Polynesian Football Hall of Fame in January 2018 ... hobbies include cooking, working out and binge watching shows ... biggest athletic thrill is getting a win on the road ... chose to attend Fresno State because the program checked all of the boxes he had in regards to helping him on and off the field ... earned his bachelors degree in food industry management from Michigan State ... is pursuing his master's of education in curriculum and instruction.



97

JAHZON JACKS DL
6-4 | 260 | RFr. | 2nd Year
East Palo Alto, Calif. (St. Mary's HS)

Games Played: 4

2022 (FRESHMAN): Appeared in four games as a true freshman ... had one tackle at UConn (Oct. 1) ... redshirted.

HIGH SCHOOL: Attended St. Mary's High School in Stockton, Calif. ... 2021 Stats: 13 games, 48 tackles (30 solo), averaged 3.7 tackles per game and 5.0 sacks for 30 yards ... career Stats: 108 tackles (66 solo), 7.5 sacks, 4.0 tackles per game, 2.0 TFLs and two fumble recoveries ... three-star recruit ... was a four-year varsity letter winner ... helped the team to a 10-3 record as a senior ... was also a member of the track team, where he excelled in shot put and discus ... was a member of the National Honor Society.

PERSONAL: From East Palo Alto, Calif. ... son of Aliba Jacks and Fee Keys-Jacks ... has one sibling ... listed his favorite team as the Golden State Warriors ... also had recruiting interest from Sacramento State ... chose to attend Fresno State because the fan base is awesome ... is a pre-business major.



31

PHOENIX JACKSON LB
6-0 | 219 | So. | 3rd Year
Modesto, Calif. (Central Catholic HS)

Games Played: 14

2022 (R-FRESHMAN): Appeared in all 14 games ... had 18 tackles on the year (10 solo) ... had a career-high four tackles twice - at Boise State (Oct. 8) and against Hawai'i (Nov. 5) ... was a member of the special teams kickoff coverage units ... saw limited action at linebacker ... Academic All-Mountain West.

2021 (FRESHMAN): Did not see game action ... redshirted.

HIGH SCHOOL: Attended Central Catholic High School in Modesto, California ... totaled 55 tackles (39 solo) ... also had one sack and 3.0 TFL ... had one interception returned for 45 yards ... was an All-League linebacker ... played on both sides of the ball ... had 317 all-purpose yards as a senior (12 rush, 260 receiving, 45 int. return yds.) ... scored three touchdowns ... had 75 hours of community service volunteer time.

PERSONAL: From Modesto, California ... son of Phillip and Christina Jackson ... has one older sibling - Phillip Jr. ... his grandfather played baseball with the Seattle Mariners ... favorite athlete is LeBron James because of how he takes care of his body ... biggest athletic thrill is his aggressiveness and athleticism ... also recruited by NAU, Cal Poly, Montana State, Arizona State, Sacramento State, and Weber State ... chose to attend Fresno State because they believed in him and made him feel at home ... is a sociology major.

PHOENIX JACKSON'S STAT FILE

PHOENIX JACKSON'S CAREER STATS											
TACKLES	G	UA	A	TOTAL	TFL	YDS	PD	FF	FR	BLKD	QBH
2022	14	10	8	18	0.0	0	0	0	0	0	0
TOTAL	14	10	8	18	0.0	0	0	0	0	0	0

PHOENIX JACKSON'S SINGLE-GAME BESTS

Solo Tackles: 3 (vs. Hawai'i, 11/5/22)
 Total Tackles: 4 (2x, last vs. Hawai'i - 11/5/22)





2
CARLTON JOHNSON DB
 6-0 | 165 | Sr. | 5th Year
 Moreno Valley, Calif. (Rancho Verde HS/Southern Utah/RiversideCC)
 Games Played (at FS): 7 Games Started (at FS): 3

2022 (JUNIOR): Appeared in seven games on the season, missing the beginning portion of the year to injury suffered at the end of camp ... started at cornerback in the final three games of the year ... totaled 28 tackles (24 solo) ... had 6.0 tackles for loss ... had one sack ... recorded an interception in the Oct. 29 game against San Diego State - his first career game as a Bulldog ... had six pass breakups ... had a season-high 10 tackles in the Jimmy Kimmel LA Bowl against Washington State (Dec. 17) ... led the team in tackles twice - 7 vs. Wyoming (Nov. 25) and 10 vs. Washington State (Dec. 17).

PRIOR TO FRESNO STATE: Spent the 2021 season at Riverside City College ... (2021) totaled 45 tackles in 13 games played at Riverside CC ... added one fumble recovery, two interceptions and 11 broken up passes ... led team to California Community College Athletic Association (CCCCA) State Championship game in 2021 ... named the conference defensive player of the week following his Riverside CC debut ... was at Southern Utah for the 2018 and 2019 seasons ... (2019) Appeared in all 12 contest for the Thunderbirds ... Named Freshman All-American by Athlon Sports ... Named Third Team All-Big Sky on the defensive side of the ball ... Finished the year with 32 tackles ... Led the team with three interceptions ... Named ROOT Sports Defensive Player of the Week (10/28/2019) following a two-interception performance against Idaho State (2018) Appeared in 4 games for the Thunderbirds as a true freshman ... Made 4 solo tackles ... Recovered one fumble

HIGH SCHOOL: Part of the C.I.F. Championship football team at Rancho Verde High School.

PERSONAL: From Moreno Valley, Calif. ... son of Carl and Samisha Johnson ... Favorite movie is The Wood ... Favorite kind of music is R&B ... majoring in africana studies at Fresno State.

CARLTON JOHNSON'S STAT FILE

2022 - Junior	Tackles							
	UA	A	Total	TFL-Yds	INT-Yds	FF	FR	PBU
San Diego State	0	0	0	0.0-0	1-0	0	0	0
Hawai'i	2	0	2	1.0-7	0-0	0	0	0
at UNLV	0	0	0	0.0-0	0-0	0	0	1
at Nevada	3	0	3	2.0-3	0-0	0	0	1
Wyoming	6	1	7	1.0-7	0-0	0	0	2
at Boise State	5	1	6	1.0-3	0-0	0	0	1
vs Washington State	8	2	10	1.0-2	0-0	0	0	1
Totals	24	4	28	6.0-22	1-0	0	0	6

CARLTON JOHNSON'S CAREER STATS											
TACKLES	G	UA	A	TOTAL	TFL	YDS	PD	FF	FR	BLKD	QBH
2022	7	24	4	28	6.0	22	6	0	0	0	0
TOTAL	7	24	4	28	6.0	22	6	0	0	0	0

INTERCEPTIONS	G	NO.	YDS	TD	LG	AVG/R	AVG/G
2022	7	1	0	0	0	0.0	0.0
TOTAL	7	1	0	0	0	0.0	0.0

CARLTON JOHNSON'S SINGLE-GAME BESTS

Solo Tackles: 8 (vs. Washington State, 12/17/22)
 Total Tackles: 10 (vs. Washington State, 12/17/22)
 INT: 1 (vs San Diego State, 10/29/22)



18
ISAIAH JOHNSON DE
 6-2 | 236 | Sr.# | 6th Year
 Modesto, Calif. (Downey HS)
 Games Played: 42 Games Started: 22

2022 (R-SENIOR): Started all 14 games at defensive end this season ... had 28 tackles (14 solo) ... added 2.5 tackles for loss, one sack, three quarterback hurries and three pass break ups ... had a season-high four tackles three times - vs. San Jose State (Oct. 15), at UNLV (Nov. 11) and at Boise State (Dec. 3) ... had broken up passes in three-straight games to end the season... had his sack, and a season-high 2.0 TFLs against Oregon State (Sept. 10) ... had at least one tackle in all but two games on the year ... Academic All-Mountain West.

2021 (SENIOR): Appeared in four games this season ... had one tackle in the season opener against UConn (Aug. 28) ... also had a broken up pass that game ... played against UConn, then-No. 11 Oregon, Cal Poly and then-No. 13 UCLA ... redshirted.

2020 (JUNIOR): Played in five games this season and started as a defensive end at Utah State (Nov. 14) ... had 10 tackles this year ... had 2.5 TFL and 0.5 sacks ... had a season-high seven tackles against New Mexico (Dec. 12) ... part of a defensive line that produced at least 6.0 TFL in each game this season ... named to the Fall Academic All-Mountain West team.

2019 (SOPHOMORE): Appeared in eight games and made seven starts before suffering an injury ... tallied 18 tackles (13 solo) as a defensive end ... registered 4.5 TFL ... also had two sacks and one fumble recovery ... his sacks came in back-to-back games versus Minnesota (Sept. 7) and Sacramento State (Sept. 21) ... recorded a single game career-best five stops (four solo) at Air Force (Oct. 12) ... had his first career fumble recovery versus Minnesota ... 2019 Fall Academic All-MW selection.

2018 (FRESHMAN): Appeared in 11 games as a true freshman for Fresno State ... had 15 total tackles, eight solo and seven assisted ... recorded 2.5 sacks for 10 yards lost on the season ... had two quarterback hurries ... recorded a season-high three tackles three times in contests against New Mexico (Oct. 20), UNLV (Nov. 3) and San Jose State (Nov. 24) ... recorded sacks against UNLV on Nov. 3 (1.0), San Diego State on Nov. 17 (1.0) and San Jose State on Nov. 24 (0.5) ... named to the Fall Academic All-Mountain West team.

HIGH SCHOOL: Split time between offense and defense during his career at Downey, spending a majority of his senior year on defense ... three-star prospect according to 247Sports and ESPN ... posted 55 tackles (42 solo) during his senior campaign for the Knights ... ranked second on the team in tackles for loss with 11.0 ... had 10.5 career sacks, with six coming during the 2017 season ... recorded a season-best 11 tackles, 3.0 TFL and 2.5 sacks against Enochs ... was ranked as the No. 2 returning player in 2017 by the Modesto Bee ... amassed 1,030 receiving yards in 26 games, with 868 coming during his first 16 varsity games ... was also recruited by half of the Pac-12 among others and received offers from Arizona, UCLA, Cal and New Mexico.

PERSONAL: Born in Hayward, Calif. ... son of Penny Bruce and Reginald Johnson ... has two brothers, Kalif and Jeremiah, and one sister, Kyra ... favorite athlete is Larry Fitzgerald because he is one of the greatest wide receivers of all time ... earned his bachelors of science in finance from Fresno State ... working towards his MBA at Fresno State.



ISAIAH JOHNSON'S STAT FILE

2022 - R-Senior	Tackles			TFL-Yds	INT-Yds	FF	FR	PBU
	UA	A	Total					
Cal Poly	1	0	1	0.0-0	0-0	0	0	0
Oregon State	2	1	3	2.0-10	0-0	0	0	0
at USC	0	0	0	0.0-0	0-0	0	0	0
at UConn	1	2	3	0.0-0	0-0	0	0	0
at Boise State	1	0	1	0.0-0	0-0	0	0	0
San Jose State	2	2	4	0.5-0	0-0	0	0	0
at New Mexico	0	0	0	0.0-0	0-0	0	0	0
San Diego State	0	1	1	0.0-0	0-0	0	0	0
Hawai'i	0	1	1	0.0-0	0-0	0	0	0
at UNLV	0	4	4	0.0-0	0-0	0	0	0
at Nevada	1	1	2	0.0-0	0-0	0	0	0
Wyoming	1	1	2	0.0-0	0-0	0	0	1
at Boise State	4	0	4	0.0-0	0-0	0	0	1
vs Washington State	1	1	2	0.0-0	0-0	0	0	1
Totals	14	14	28	2.5-10	0-0	0	0	3

2021 - Senior	Tackles			TFL-Yds	INT-Yds	FF	FR	PBU
	UA	A	Total					
Cal Poly	1	0	1	0.0-0	0-0	0	0	1
Oregon State	0	0	0	0.0-0	0-0	0	0	0
at USC	0	0	0	0.0-0	0-0	0	0	0
at UConn	0	0	0	0.0-0	0-0	0	0	0
Totals	1	0	1	0.0-0	0-0	0	0	1

2020 - Junior	Tackles			TFL-Yds	INT-Yds	FF	FR	PBU
	UA	A	Total					
Hawai'i	0	0	0	0.0-0	0-0	0	0	0
at UNLV	0	1	1	0.0-0	0-0	0	0	0
at Nevada	0	0	0	0.0-0	0-0	0	0	0
vs New Mexico	0	7	7	1.0-1	0-0	0	0	0
at Utah State	1	1	2	1.5-5	0-0	0	0	0
Totals	1	9	10	2.5-6	0-0	0	0	0

2019 - Sophomore	Tackles			TFL-Yds	INT-Yds	FF	FR	PBU
	UA	A	Total					
at USC	0	0	0	0.0-0	0-0	0	0	0
Minnesota	2	2	4	2.0-4	0-0	0	1	0
Sacramento State	2	0	2	1.0-6	0-0	0	0	0
at New Mexico State	1	2	3	1.5-1	0-0	0	0	0
at Air Force	4	1	5	0.0-0	0-0	0	0	0
UNLV	2	0	2	0.0-0	0-0	0	0	0
Colorado State	1	0	1	0.0-0	0-0	0	0	0
at Hawai'i	1	0	1	0.0-0	0-0	0	0	0
Totals	13	5	18	4.5-11	0-0	0	1	0

ISAIAH JOHNSON'S CAREER STATS

TACKLES	G	UA	A	TOTAL	TFL	YDS	PD	FF	FR	BLKD	QBH
2018	11	8	7	15	2.0	10	0	0	0	0	2
2019	8	13	5	18	4.5	11	0	0	1	0	1
2020	5	1	9	10	2.5	6	0	0	0	0	0
2021	4	1	0	1	0.0	0	1	0	0	0	0
2022	14	14	14	28	2.5	10	3	0	0	0	3
TOTAL	42	37	35	72	11.5	37	4	0	1	0	6

SACKS	G	UA	A	TOT	YDS
2018	11	2	1	2.5	10
2019	8	2	0	2.0	9
2020	5	0	1	0.5	1
2021	4	0	0	0.0	0
2022	14	1	0	1.0	8
TOTAL	42	5	2	6.0	28

ISAIAH JOHNSON'S SINGLE-GAME BESTS

Solo Tackles: 4 (2x, last at Boise State, 12/3/22)
Total Tackles: 7 (vs New Mexico, 12/12/20)



82

JOSHUA JOHNSON

WR

6-0 | 179 | RFr. | 2nd Year
Gardena, Calif. (Warren HS)

2022 (FRESHMAN): Did not participate ... redshirted.

HIGH SCHOOL: Attended Warren High School in Downey, Calif. ... helped Warren High School to a San Gabriel League title in 2021.

PERSONAL: From Gardena, Calif. ... son of Jermaine and LaJoy Johnson ... has two older siblings ... favorite athletes are Davante Adams and Cooper Kupp because they pay attention to details ... biggest athletic thrill is team wins ... chose to attend Fresno State because of academics and football ... majoring in pre-business.



45

CARSON KING

P

6-0 | 211 | Sr.# | 6th Year
Livermore, Calif. (Freedom HS)

Games Played: 33

2022 (SENIOR): Was Fresno State's primary punter in all 14 games ... named fourth team All-MW punter by Phil Steele ... had 52 punts for 2,161 yards ... had three touchbacks ... had a season-high seven punts three times on the year ... preseason honors included third team All-MW by Phil Steele and fourth team All-MW by Athlon Sports ... Academic All-Mountain West.

2021 (JUNIOR): Was the team's primary punter this season ... had 56 punts for a total of 2,359 yards ... had 14 punts of 50 or more yards ... landed 22 punts inside the 20-yard line ... had a career-long 71-yard punt at Wyoming (Oct. 15) ... averaged 49.5 yards per punt on four punts in the New Mexico Bowl. That average is the highest by a Bulldog in a game since 2017, and the sixth-highest since 2001 ... had six punts in a game three times this season ... had no blocked punts ... helped Fresno State to two wins over ranked opponents, both on the road. It was the first time Fresno State defeated two Top 25 opponents in a season for the first time since 2004, and the first time both wins came on the road in the 100 year history of the program.

2020 (SOPHOMORE): Appeared in all six games this season ... was the Bulldogs' primary punter in the final two games ... served as the holder in the additional four ... had four punts for 164 yards against New Mexico ... averaged 41 yards per punt versus the Lobos ... had a career-long 49-yard punt that night ... landed two inside the 20-yard line ... had a blocked punt at Nevada (Dec. 5) ... also kicked off for the Bulldogs versus the Pack ... had four kickoffs for 218 yards ... averaged 54.5 yards per kickoff ... named to the Fall Academic All-Mountain West team.

2019 (R-FRESHMAN): Did not see game action.

2018 (FRESHMAN): Did not participate in any games, redshirted.

HIGH SCHOOL: Attended Foothill High School in Pleasanton, Calif. ... two year letter winner as a punter ... earned All-League honorable mention ... honor roll student.

PERSONAL: Born in Fremont, Calif. ... son of Kerry and Darren King ... has one sister, Payton ... most admires his parents because they always believe in him ... chose to be a Bulldog because he saw it as a great opportunity to continue his football career ... earned his bachelors degree at Fresno State in criminology-forensic behavioral science ... working towards his masters degree in criminology at Fresno State.





9

MALACHI LANGLEY

LB

6-1 | 239 | Sr. | 5th Year

Los Angeles, Calif. (Pasadena HS)

Games Played: 37

Games Started: 22

2022 (JUNIOR): All-Mountain West honorable mention linebacker ... started in 13 of 14 games played ... was second on the team with 68 tackles (40 solo) ... had 3.0 tackles for loss ... added one sack ... had two interceptions and returned them for 16 yards ... had two quarterback hurries ... had two pass breakups ... had a career-high 12 tackles against San Diego State (Oct. 29) ... had at least two tackles in every game on the year ... led the team in tackles against San Diego State (Oct. 29) ... was selected to represent the team as a defensive captain in the Oct. 8 matchup at Boise State ... Academic All-Mountain West.

2021 (SOPHOMORE): Played in all 13 games this season, started in four ... finished second on the team with 61 tackles ... had 38 solo stops ... had at least one tackle in every game played ... had his first career 10 tackle game against Boise State (Nov. 6) ... added 4.5 tackles for loss ... had his first career interception at Wyoming (Oct. 16), and returned it 33 yards ... added two broken up passes on the year ... stepped in to the starting role for the final three games of the season ... part of a Bulldog defense who only allowed 20.5 points per game this season, while also holding two opponents scoreless. It was the first time since 2017 that a Fresno State team had multiple shutouts in a season ... helped Fresno State to two wins over ranked opponents, both on the road. It was the first time Fresno State defeated two Top 25 opponents in a season for the first time since 2004, and the first time both wins came on the road in the 100 year history of the program.

2020 (R-FRESHMAN): Played in all six games and started five ... record 25 tackles with 16 solo stops ... had 3.5 TFL ... had 1.5 sacks ... had a fumble recovery at Nevada (Dec. 5) ... had a career-high seven tackles at UNLV (Nov. 7) ... also had 2.0 TFL and a sack against the Rebels ... named to the Fall Academic All-Mountain West team.

2019 (FRESHMAN): Appeared in four games ... picked up five total tackles - all solo stops ... had a season-high three tackles at Hawai'i (Nov. 2) ... utilized a redshirt season.

HIGH SCHOOL: Was a two-way player at Pasadena High School ... had 57 total tackles as a senior - 27 solo and 30 assisted ... averaged 6.3 tackles per game ... also saw time on the offensive side of the ball, totaling 1016 total offensive yards and averaging 115 yards a game ... scored 11 touchdowns and scored two two-point conversions in his senior season.

PERSONAL: Born in Los Angeles ... son of Rodney Langley and Ebone Fuller ... has two older siblings - Jade and Michael ... favorite athlete is Walter Paxton because he always plays his hardest ... biggest athletic thrill is getting a big hit that changes the momentum of the game ... is a sociology major.

MALACHI LANGLEY'S STAT FILE

2022 - junior	Tackles			TFL-Yds	INT-Yds	FF	FR	PBU
	UA	A	Total					
Cal Poly	5	2	7	2.0-3	0-0	0	0	0
Oregon State	2	0	2	0.0-0	0-0	0	0	1
at USC	2	1	3	0.0-0	0-0	0	0	0
at UConn	1	3	4	0.0-0	0-0	0	0	0
at Boise State	7	0	7	0.0-0	1-5	0	0	0
San Jose State	1	1	2	0.0-0	0-0	0	0	0
at New Mexico	1	1	2	0.0-0	0-0	0	0	0
San Diego State	4	8	12	0.0-0	0-0	0	0	1
Hawai'i	1	4	5	0.0-0	0-0	0	0	0
at UNLV	2	1	3	0.0-0	0-0	0	0	0
at Nevada	3	0	3	0.0-0	0-0	0	0	0
Wyoming	2	4	6	0.5-0	1-11	0	0	0
at Boise State	6	1	7	0.0-0	0-0	0	0	0
vs Washington State	3	2	5	0.5-1	0-0	0	0	0
Totals	40	28	68	3.0-4	2-16	0	0	2

2021 - Sophomore	Tackles			TFL-Yds	INT-Yds	FF	FR	PBU
	UA	A	Total					
UConn	1	0	1	1.0-3	0-0	0	0	0
at Oregon	2	2	4	0.5-1	0-0	0	0	0
Cal Poly	1	2	3	0.5-1	0-0	0	0	0
at UCLA	0	1	1	0.5-1	0-0	0	0	0
UNLV	2	0	2	0.0-0	0-0	0	0	0
at Hawai'i	3	1	4	0.0-0	0-0	0	0	1
at Wyoming	2	1	3	0.0-0	1-33	0	0	1
Nevada	4	0	4	1.0-1	0-0	0	0	0
at San Diego State	4	4	8	0.0-0	0-0	0	0	0
Boise State	7	3	10	0.0-0	0-0	0	0	0
New Mexico	6	1	7	1.0-1	0-0	0	0	0
at San Jose State	3	3	6	0.0-0	0-0	0	0	0
vs. UTEP	3	5	8	0.0-0	0-0	0	0	0
Totals	38	23	61	4.5-8	1-33	0	0	2

2020 - RS Freshman	Tackles			TFL-Yds	INT-Yds	FF	FR	PBU
	UA	A	Total					
Hawai'i	1	0	1	0.0-0	0-0	0	0	0
Colorado State	2	0	2	0.0-0	0-0	0	0	0
at UNLV	5	2	7	2.0-6	0-0	0	0	0
at Nevada	4	1	5	1.0-1	0-0	0	1	0
vs New Mexico	1	3	4	0.0-0	0-0	0	0	0
at Utah State	3	3	6	0.5-2	0-0	0	0	0
Totals	16	9	25	3.5-9	0-0	0	1	0

MALACHI LANGLEY'S CAREER STATS

TACKLES	G	UA	A	TOTAL	TFL	YDS	PD	FF	FR	BLKD	QBH
2019	4	5	0	5	0.0	0	0	0	0	0	0
2020	6	16	9	25	3.5	9	0	0	1	0	0
2021	13	38	23	61	4.5	8	3	0	0	0	0
2022	14	40	28	68	3.0	4	2	0	0	0	2
TOTAL	37	99	60	159	11.0	21	5	0	1	0	2

SACKS	G	UA	A	TOT	YDS
2019	4	0	0	0.0	0
2020	6	1	1	1.5	7
2021	13	0	0	0.0	0
2022	14	1	0	1.0	2
TOTAL	37	2	1	2.5	9

INTERCEPTIONS	G	NO.	YDS	TD	LNG	AVG/R	AVG/G
2019	4	0	0	0	0	0.0	0.0
2020	6	0	0	0	0	0.0	0.0
2021	13	1	33	0	33	33.0	2.5
2022	14	2	16	0	11	8.0	1.1
TOTAL	37	3	49	0	33	16.3	1.3

MALACHI LANGLEY'S SINGLE-GAME BESTS

Solo Tackles: 7 (2x, last at Boise State, 10/8/22)
 Total Tackles: 12 (vs. San Diego State, 10/29/22)





92

GAVRIEL LIGHTFOOT

DL

6-4 | 300 | So. | 2nd Year

Moreno Valley, Calif. (Centennial HS)

Games Played: 11

Games Started: 3

2022 (FRESHMAN): Appeared in 11 games as a true freshman ... earned three starts at defensive tackle, including the season opener against Cal Poly (Sept. 1) ... was the first true freshman to start on the interior defensive line for Fresno State since 1997 ... was the youngest player in the FBS to see the field in week one (17 years old) ... had nine tackles on the year ... had a season-high two tackles three times ... added one sack, 2.0 TFLs and one quarterback hurry ... Academic All-Mountain West.

HIGH SCHOOL: Attended Centennial High School in Corona, Calif. ... was a four-year football letterwinner as a defensive tackle ... was an all-conference, all-state and all-CIF selection ... was named the team's most valuable player ... 2021 Stats: 41 tackles (9 solo), 3.4 tackles per game, 4.5 sacks and 18 quarterback hurries ... helped lead Centennial to a 11-1 (5-0 Conference) record ... Three-star recruit... was a member of the honor guard.

PERSONAL: From Moreno Valley, Calif. ... son of Latrice Lightfoot ... lists his grandfather, Derrick Lightfoot as a guardian ... enjoys working out and roller skating ... favorite athlete is Aaron Donald because he is relentless ... biggest athletic thrill is getting sacks or big plays ... had interest from Hawai'i, Nevada, Morgan State and San Diego State ... chose to attend Fresno State because he loves it here, and it feels like home ... is a pre-business major.

GAVRIEL LIGHTFOOT'S STAT FILE

GAVRIEL LIGHTFOOT'S CAREER STATS

TACKLES	G	UA	A	TOTAL	TFL	YDS	PD	FF	FR	BLKD	QBH
2022	11	8	1	9	2.0	3	0	0	0	0	1
TOTAL	11	8	1	9	2.0	3	0	0	0	0	1

GAVRIEL LIGHTFOOT'S SINGLE-GAME BESTS

Solo Tackles: 2 (2x, at Boise State, 10/8/22)
Total Tackles: 2 (3x, at Boise State, 10/8/22)



20

CAM LOCKRIDGE

DB

6-0 | 179 | Sr. | 5th Year

Tampa, Fla. (Robinson HS/Reedley College/Hawai'i)

Games Played (at FS): 13

Games Started (at FS): 8

2022 (JUNIOR): Appeared in 13 games ... started in eight ... had 39 tackles (26 solo) ... added a team-high five interceptions, returned for a combined 100 yards ... had a career-high two interceptions in the Mountain West Championship game against Boise State (Dec. 3) ... had one interception returned for a touchdown against Hawai'i (Nov. 5) ... had the most INTs among all MW players this season, and the most INT return yards ... ranked No. 15 in the FBS in interceptions per game (0.4) ... ranked No. 11 in the nation in total interceptions ... had the most interceptions in a single season by a Bulldog since Phillip Thomas in 2013 ... his 20.0 yard average interception return is the sixth-best in program history (career numbers based) ... added nine pass breakups ... his 14 total passes defended were the most in the Mountain West ... had a season-high five tackles twice - at then-No. 7 USC (Sept. 17) and at UNLV (Nov. 11) ... had a season-high three broken up passes at Nevada (Nov. 19) ... Mountain West Championship Game Defensive Most Valuable Player ... selected as a fourth team All-MW defensive back by Phil Steele ... Academic All-Mountain West.

PRIOR TO FRESNO STATE: Spent two seasons at Hawai'i, where he lined up as both a cornerback and a safety for the Rainbow Warriors ... while in his two years at Hawai'i, he totaled 61 tackles (49 solo), 4.5 tackles for loss, three interceptions with one returned for a touchdown, added 10 passes defended and a fumble recovery in 16 games played. **(2021)** Lockridge had 22 tackles, two interceptions, seven defended passes and one fumble recovery in seven games played. **(2020)** Played in all nine games with seven starts ... Among the team's leading tacklers in the defensive backfield with 39 stops and 2.5 tackles-for-loss ... Also had two pass break-ups and one interception ... Recorded his first career interception vs. Boise State ... Had at least four tackles in eight of nine games, including a season-high seven in games vs. Nevada, Boise State, and Houston.

JUNIOR COLLEGE: Lockridge spent the 2019 season at nearby Reedley College ... All-Golden Coast Conference defensive back ... tallied 47 tackles, with four interceptions and nine pass breakups ... lead part in a Tiger defense that allowed just 179.8 passing yards per game to its opponents en route to a 10-1 record and NCFC American Title Game Championship title in 2019.

HIGH SCHOOL: A 2019 graduate of Robinson High School in Tampa, Fla. ... lettered twice in football and three times in basketball ... played on both sides of the ball, lining up at wide receiver and defensive back ... tallied eight interceptions, 13 pass breakups and 76 tackles as a senior ... selected as the team's Defensive Player of the Year

PERSONAL: Full Name - Cameron Lockridge ... from Tampa, Fla. ... son of Collis Reddick and Lathesia Lockridge ... has three brothers and two sisters ... is the grandson of baseball great Ken Griffey Sr. and nephew of Hall of Fame outfielder Ken Griffey Jr. ... lists Ken Griffey Sr. as his favorite athlete ... enjoys hunting, fishing and hiking ... biggest athletic thrill has been earning the title of Mountain West Defensive Player of the Week ... chose to attend Fresno State because he felt it was the best fit for him ... majoring in african studies.

CAM LOCKRIDGE'S STAT FILE

Tackles

2022 - Junior	UA	A	Total	TFL-Yds	INT-Yds	FF	FR	PBU
Cal Poly	3	0	3	0.0	0-0	0	0	2
Oregon State	0	0	0	0.0	0-0	0	0	1
at USC	4	1	5	0.0	0-0	0	0	0
at UConn	2	2	4	0.0	0-0	0	0	0
San Jose State	3	0	3	0.0	0-0	0	0	1
at New Mexico	1	1	2	1.5	0-0	0	0	0
San Diego State	1	3	4	0.0	1-28	0	0	0
Hawai'i	2	0	2	0.0	1-31	0	0	0
at UNLV	2	3	5	0.5	0-0	0	0	0
at Nevada	2	0	2	0.0	0-0	0	0	3
Wyoming	2	2	4	0.0	1--5	0	0	1
at Boise State	2	1	3	0.0	2-47	0	0	1
vs Washington State	2	0	2	1.0	0-0	0	0	0
Totals	26	13	39	3.0	5-101	0	0	9

CAM LOCKRIDGE'S CAREER STATS (AT FS)

TACKLES	G	UA	A	TOTAL	TFL	YDS	PD	FF	FR	BLKD	QBH
2022	13	26	13	39	3.0	15	9	0	0	0	0
TOTAL	13	26	13	39	3.0	15	9	0	0	0	0

INTERCEPTIONS	G	NO.	YDS	TD	LNG	AVG/R	AVG/G
2022	13	5	101	1	31	20.2	7.8
TOTAL	13	5	101	1	31	20.2	7.8

SACKS	G	UA	A	TOT	YDS
2022	13	1	0	1.0	12
TOTAL	13	1	0	1.0	12

CAM LOCKRIDGE'S SINGLE-GAME BESTS (AT FS)

Solo Tackles: 4 (at No. 7 USC, 9/17/22)
Total Tackles: 5 (2x, last at UNLV, 11/11/22)
Interceptions: 2 (at Boise State, 12/3/22)





46

DYLAN LYNCH

K

**5-10 | 171 | So. | 2nd Year
Bakersfield, Calif. (Liberty HS)**

Games Played: 9

2022 (FRESHMAN): Played in nine games in his first season as a Bulldog ... stepped in to relieve for injuries, taking on kickoff duties and some scoring roles ... totaled 54 kickoffs for 3,337 yards ... had 23 touchbacks ... was 15-of-15 in his PAT attempts ... was 6-of-7 in his field goal attempts ... was 3-of-3 in his field goal attempts at UNLV (Nov. 11) ... had a career-long 43-yard field goal at Nevada (Nov. 19) ... added a forced fumble and one tackle on the year.

HIGH SCHOOL: Attended Liberty High School in Bakersfield, Calif. ... played football and soccer ... was a kicker and a wide receiver for four years ... helped the team to a state finals appearance ... earned a Valley Championship title in football ... played as a forward and midfielder in soccer ... was the 2018 league champion in soccer ... football honors included: 2021-22 special teams player of the year ... was a first team all-area player ... as a senior, he went 6-of-7 in his field goal attempts, while having 58 kickoffs for a total of 3,756 yards ... had a season-long kickoff of 70 yards ... also added six punts for 239 yards ... was 46-of-47 in his PAT attempts ... was the soccer team's leading scorer with 21 goals ... earned the Golden State Merit Award ... volunteered with Toys 4 Tots, Mere Ranch and various community service acts.

PERSONAL: From Bakersfield, Calif. ... son of Artie and Nicole Lynch ... has two younger siblings ... favorite athlete is Kobe Bryant because he was an inspiration to so many, and he worked hard to achieve all that he had ... biggest athletic thrill has been taking first place at Nationals with his club soccer team in 2018 ... had recruiting interest from UCLA, Mississippi, Arizona and Cal Poly ... chose to attend Fresno State because it is not just a football team, it's a brotherhood. He also liked the idea of being close to home so his family was able to support him ... majoring in agriculture business.



55

NATE MAIER

OL

**6-5 | 300 | RFr. | 2nd Year
Running Springs, Calif. (Rim of the World HS)**

2022 (FRESHMAN): Did not participate ... redshirted.

HIGH SCHOOL: Attended Rim of the World High School in Lake Arrowhead, Calif. ... was a four-year letter winner in football ... helped the team to an 8-3 seasons as a senior in 2021 ... was a two-time All-League selection ... earned all-conference honors ... was named the conference Most Valuable Player ... was also a two-time All-State selection ... three-star recruit ... received an invite to the 2022 MLK Senior Bowl ... excelled in the classroom, earning three Academic Letters and three years with a 4.0 grade point average ... was also a four-year competitor in wrestling and track at Rim of the World.

PERSONAL: From Running Springs, Calif. ... son of April Maier ... is the youngest of four children in the family ... enjoys fishing, ceramics, painting, fashion, art history and working out ... biggest athletic thrill is putting people on the ground ... was also receiving recruiting interest by USC, UCLA, Penn, Princeton, Yale, San Diego State, Washington, Notre Dame, Vanderbilt, Columbia, Oregon and Maryland ... chose to attend Fresno State because of the culture and the love that is shown from the team, the fans and everybody that is involved. Says it didn't feel like business, it was a family ... is a pre-psychology major.



42

TYLER MELLO

LB

**6-2 | 224 | Sr. | 4th Year
Hanford, Calif. (Hanford HS)**

Games Played: 26

2022 (JUNIOR): Appeared in nine games, missing the beginning of the season to injury ... was a primary special teams member ... had five tackles ... recorded tackles at New Mexico (Oct. 22), against San Diego State (Oct. 29) and vs. Hawai'i (Nov. 5) ... had a season-high two tackles against Washington State in the Jimmy Kimmel LA Bowl (Dec. 17) ... Academic All-Mountain West.

2021 (SOPHOMORE): Appeared in 11 games ... had 14 tackles, 10 solo ... added 1.5 tackles for loss ... had 0.5 sack ... added a quarterback hurry ... tied his career-high with four tackles against New Mexico (Nov. 13) ... was productive in the season opener against UConn (Aug. 28), finishing with three tackles, 0.5 TFL, 0.5 sacks and a pressure on the quarterback ... saw time as a linebacker and on special teams ... part of a Bulldog defense who only allowed 20.5 points per game this season, while also holding two opponents scoreless. It was the first time since 2017 that a Fresno State team had multiple shutouts in a season ... helped Fresno State to two wins over ranked opponents, both on the road. It was the first time Fresno State defeated two Top 25 opponents in a season for the first time since 2004, and the first time both wins came on the road in the 100 year history of the program.

2020 (FRESHMAN): Appeared in all six games as a true freshman ... had 11 tackles on the year ... spent a majority of the time on special teams ... had a season-high four tackles in the Bulldogs win against Colorado State (Oct. 29) ... all four stops versus the Rams were solo ... had at least one tackle in five games this season ... was the team's Special Teams Player of the Game for his efforts against Colorado State.

HIGH SCHOOL: A three-time letterwinner at Hanford High School (2017-19) ... his team was back-to-back undefeated West Yosemite League champions (2018-19) and he was named a first-team All-WYL defense selection each of those seasons ... as a senior, was named both the West Yosemite League Defensive Player of the Year and Fresno Bee Defensive Player of the Year ... at middle linebacker in 2019, led the team with 145 tackles (84 solo stops), averaging 13.2 per game, recorded 13.0 TFLs, nine sacks, two forced fumbles and one fumble recovery ... also played some tight end, and had four touchdown receptions ... produced 376 career tackles, 52.5 TFLs and 26 sacks in his three varsity seasons ... graduated with a 4.01 GPA.

PERSONAL: Born in Hanford Calif. ... son of Amy Arevalo and Bryan Mello ... his stepdad is Paul Arevalo and stepmom is Michelle Mello ... has three younger siblings (Kade Arevalo, Isabella Mello, Thane Herman) and three older siblings (Cole, Grace and Jake Herman) ... his uncle, Duncan Reid, played at Fresno State ... is into hunting, fishing and hiking ... favorite athlete is Jack Lambert, "he was lean, mean and tough as nails" ... chose Fresno State because the Valley is home ... majoring in agriculture business.

TYLER MELLO'S STAT FILE

TYLER MELLO'S CAREER STATS											
TACKLES	G	UA	A	TOTAL	TFL	YDS	PD	FF	FR	BLKD	QBH
2020	6	9	2	11	0.0	0	0	0	0	0	0
2021	11	10	4	14	1.5	4	0	0	0	0	1
2022	9	1	4	5	0.0	0	0	0	0	0	0
TOTAL	26	20	10	30	1.5	4	0	0	0	0	1

TYLER MELLO'S SINGLE-GAME BESTS
Solo Tackles: 3 (vs New Mexico, 11/13/21)
Total Tackles: 4 (2x, last vs New Mexico, 11/13/21)





48

ABRAHAM MONTANO

K

6-1 | 198 | Jr. | 5th Year

Salinas, Calif. (Alisal HS/Hartnell College)

Games Played (at FS): 16

2022 (R-SOPHOMORE): Appeared in 12 games, sitting out two to injury ... was Fresno State's primary kicker in the first five games of the season, handling kickoffs, field goals and PAT attempts ... was 34-of-35 in PAT attempts ... was 12-of-19 in field goal attempts ... had 25 kickoffs for 1,567 yards with 11 touchbacks ... became the first Bulldog kicker since 2017 to make four field goals in a game as he kicked four (six attempts) against Oregon State (Sept. 10) ... six field goal attempts tied the program record (held by Jimmy Camacho in 2017) ... had a career-long 43-yard field goal against the Beavers.

2021 (SOPHOMORE): Appeared in four games ... stepped in as the primary kicker in three games early this season ... played at then-No. 11 Oregon (Sept. 4), versus Cal Poly (Sept. 11), at then-No. 13 UCLA, and against Boise State (Nov. 6) ... was 5-of-5 in his field goal attempts on the year ... had a career-long 39-yard field goal twice ... remained perfect with a 14-of-14 PAT mark ... totaled 29 points kicking ... on kickoffs, had 24 kickoffs for 1,412 yards ... averaged 58.8 yards per kickoff ... had five touchbacks ... retained a redshirt season.

PRIOR TO FRESNO STATE: Played football at Hartnell College in Salinas, Calif. (2020) No football in the fall. (2019) Went 6-of-11 kicking field goals and 32-of-33 on PATs in 10 games played ... longest field goal made was 50 yards ... punted 22 times for an average of 25.6 yards ... two punts were placed inside the 20-yard line while seven were fair caught ... was the team's special teams player of the year ... completed two semesters with a 4.0 GPA en route to earning his associate's degree in communication.

HIGH SCHOOL: Former Alisal High School all-league soccer player ... CIF champion on the soccer field - earning the first title in school history ... All-Star soccer game selection ... was the soccer team's player of the year as a senior.

PERSONAL: From Salinas, California ... son of Jose Alfredo and Aida Montano ... has three siblings - Aylin, Enrique and Vanessa ... enjoys playing soccer as a hobby because it was his first sport, and he played it for 15 years ... also recruited by San Jose State ... chose to attend Fresno State because they showed interest and pursued him. He says it reminds him of his hometown. He also has friends here and it is the alma mater of his oldest sister ... majoring in mass communication and journalism with an emphasis in broadcasting.



18

JALEN MOSS

WR

6-1 | 168 | RFr. | 2nd Year

Menlo Park, Calif. (Menlo-Atherton HS)

Games Played: 1

2022 (FRESHMAN): Appeared in Fresno State's contest against Hawai'i (Nov. 5) ... did not record a stat ... redshirted.

HIGH SCHOOL: Attended Menlo-Atherton High School in Menlo Park, Calif. ... listed as one of the Top 5 recruits from around the Mountain West this season ... 2021 Stats: 1,127 yards, 58 catches, averaged 93.9 yards per game, 19.4 yards per catch and 15 touchdowns ... career Stats: 29 games, 1,987 yards, 105 catches, 68.5 yards per game, 18.9 yards per catch and 27 touchdowns ... helped lead Menlo Atherton to a 9-3 (5-0 Conference) record this season ... was an all-conference special teams player ... participated in Black Student Union activities.

PERSONAL: From Menlo Park, Calif. ... son of Robert Moss and Yajira Beckles ... has three younger siblings ... high school teammate of current Oregon State players Skylar Thomas and Rezhon Wright, and USC's Mehki Blackmon ... favorite athlete is Chad Johnson because of his ability to do what he can on the field ... biggest athletic thrill is walking on the field pre-game ... received recruiting interest from Oregon, Oregon State, Nebraska, Arizona State, Nevada, Colorado State, New Mexico State, Northern Arizona, and UNLV ... majoring in communication.



40

MICHAEL MUNOZ

LS

6-2 | 215 | Jr. | 4th Year

Upland, Calif. (Upland HS)

Games Played: 16

2022 (SOPHOMORE): Was Fresno State's primary snapper on field goals and PAT attempts in all 14 games ... Academic All-Mountain West.

2021 (R-FRESHMAN): Appeared in Fresno State's game against Cal Poly (Sept. 11) ... did not record a stat.

2020 (FRESHMAN): Was the Bulldog long snapper in the season finale against New Mexico (Dec. 12).

HIGH SCHOOL: Attended Upland High School ... was a three-year varsity football player ... 2019 CIF Div. 1/2 Southern Section semifinalist ... 2018 CIF Div. 2 Southern Section Champions ... 2017 CIF Div. 2 Southern Section semifinalist ... 2017 Baseline League Champions ... All-Area first team long snapper ... took every snap for punts and PAT's as a senior ... was also a tight end ... had a 3.9 overall GPA.

PERSONAL: From Upland, Calif. ... son of Gary and Stacy Munoz ... favorite athlete is Lamar Jackson because he likes his attitude ... chose to attend Fresno State because it felt like home, he liked the attitude of the players and coaches, and he liked the community support ... is a kinesiology - exercise science major.





15

JULIAN NEAL

DB

6-2 | 198 | So. | 3rd Year
San Francisco, Calif. (Mission HS)

Games Played: 7

2022 (R-FRESHMAN): Appeared in three games ... had one broken up pass at New Mexico (Oct. 22).

2021 (FRESHMAN): Appeared in four games as a true freshman ... saw action as a safety and as a member of the special teams unit ... did not record a stat ... utilized a redshirt season.

HIGH SCHOOL: Rated a three star recruit by 247Sports ... ranked as 247Sports' No. 126 overall recruit in California and No. 107 multi-position athlete in the nation ... played as a wide receiver, defensive end and defensive back for Mission High School ... was an All-City selection as a receiver ... also played basketball ... was an All-City selection in basketball ... honor roll student ... volunteered with youth camps ... received offers from Eastern Washington and San Jose State, as a receiver.

PERSONAL: From San Francisco, California ... son of Emmett and Malka Neal ... has two siblings - Emmett Jr. and Jonny ... uncle Aaron Criswell played football as a wide receiver at UNLV from 2013-15 ... chose to attend Fresno State because of the relationships he had with the coaching staff ... majoring in kinesiology - sports administration.



75

BRAYLEN NELSON

OL

6-6 | 320 | Jr. | 3rd Year
Denver, Colo. (Vista Peak HS)

Games Played: 17

Games Started: 12

2022 (SOPHOMORE): Was Fresno State's starting right tackle in the final six games of the season ... appeared in 10 games ... made the move from guard to tackle this season ... helped block for the top offense in the Mountain West ... Fresno State's offensive line blocked for a 1,000 yard rusher. It is the first time since 2014 that the Bulldogs have had a 1,000 yard rusher ... Fresno State's offensive line served as protection to players among the top of the conference in passing, receiving and rushing ... Academic All-Mountain West.

2021 (FRESHMAN): Appeared in seven games as a true freshman ... was the starting left guard in six games ... blocked the top offense in the Mountain West and the No. 14 offense in the FBS ... Fresno State averaged 464.85 offensive yards per game ... Fresno State scored an average of 33.4 points per game ... the Bulldogs averaged 137.2 rushing yards per game and 326.7 passing yards per game ... part of an offensive line unit that allowed 25 sacks on the quarterback, its least in a season since 2019 ... helped Fresno State to two wins over ranked opponents, both on the road. It was the first time Fresno State defeated two Top 25 opponents in a season for the first time since 2004, and the first time both wins came on the road in the 100 year history of the program.

HIGH SCHOOL: Attended Vista Peak High School in Aurora, Colorado ... rated a three star recruit by 247Sports ... ranked the No. 2 offensive lineman and No. 9 overall prospect by Prep Redzone Colorado ... 2020 Sports Illustrated high school All-American watch list honoree ... was an All-Conference and All-State selection ... also played defense. Had 128 total tackles, 27.0 TFL, 9.5 sacks, four forced fumbles and three fumble recoveries in his three year varsity career ... considered one of the best offensive line pickups for the Bulldogs in the last decade ... earned academic honors from the Pioneer League ... volunteered with youth football teams ... also recruited by Colorado, Colorado State, UNLV, Wyoming and San Diego State.

PERSONAL: From Denver, Colorado ... son of Tajuana Williams ... has six siblings - Cynthia, Blaine, Eric, Markus, Brett and Brylie ... enjoys gaming and cooking ... favorite athlete is Bo Jackson because he is the first athlete that comes to mind when asked the question ... biggest athletic thrill is winning ... chose to attend Fresno State because it was a different environment that he felt was perfect for him ... majoring in economics.



54

SIONE NOA

DL

6-3 | 242 | So. | 2nd Year
Sacramento, Calif. (Grant Union HS)

Games Played: 7

2022 (FRESHMAN): Appeared in seven games as a true freshman ... was one of four true freshmen to see game action on the defensive line this season ... had one tackle at Nevada (Nov. 19) ... Academic All-Mountain West.

HIGH SCHOOL: Attended Grant Union High School in Sacramento ... rated a three-star recruit by 247Sports ... played both sides of the ball as a defensive end and a tight end ... was listed in Sacramento's Top 100 high school players entering his senior season ... was a second team all-league selection ... had over 50 tackles, and 15 sacks as a senior ... helped Grant Union HS to a Top 10 ranking in the state of California ... Noa is musically talented, playing the piano and ukelele as well ... was a member of the tracks and field team, winning the conference championship title in discus and shot put ... earned academic honors ... volunteered with powder puff and the Poly Club.

PERSONAL: From Sacramento, Calif. ... son of Sivihiva Finau and Lola Davis ... has four siblings ... cousin Tevita Noa is a tight end at Kansas ... favorite athlete is Chase Young because of his speed and his hands, and his technique ... biggest athletic thrill is getting a sack on third down ... had recruiting interest from Cal, Western Oregon, Southern Oregon and UC Davis ... chose to attend Fresno State because of the culture, community and home feeling ... is a pre-business major.

SIONE NOA'S STAT FILE

SIONE NOA'S CAREER STATS

TACKLES	G	UA	A	TOTAL	TFL	YDS	PD	FF	FR	BLKD	QBH
2022	7	1	0	1	0.0	0	0	0	0	0	0
TOTAL	7	1	0	1	0.0	0	0	0	0	0	0

SIONE NOA'S SINGLE-GAME BESTS

Solo Tackles: 1 (at Nevada, 11/19/22)

Total Tackles: 1 (at Nevada, 11/19/22)



7
MORICE NORRIS JR. NKL

5-11 | 198 | Sr. | 5th Year
 Fresno, Calif. (Sanger HS/Orange Coast College)

Games Played (at FS): 14 Games Started (at FS): 12

2022 (R-JUNIOR): Was Fresno State's starting nickelback in 12 of 14 games played this season ... totaled 57 stops (36 solo) in his first season in action ... had 8.0 tackles for loss and one sack ... added one forced fumble, one quarterback hurry and six broken up passes ... had at least one stop in every game this season ... had a career-high eight tackles twice this season - against San Diego State (Oct. 29) and again in the season finale against Washington State in the Jimmy Kimmel LA Bowl (Dec. 17) ... tallied a season-high six solo tackles against Washington State ... had a season-high three pass break ups at Nevada (Nov. 19) ... had a season-high 1.5 tackles for loss on four occasions ... had one sack against Wyoming (Nov. 25).

2021 (JUNIOR): Did not see game action ... redshirted.

PRIOR TO FRESNO STATE: Spent the 2018 and 2019 season at Orange Coast College ... did not have a 2020 season due to COVID-19 ... in 2019, he finished with 23 tackles in eight games ... also had one interception returned for 19 yards ... added four broken up passes ... in his first year, he recorded 12 tackles in seven games played ... also had three broken up passes.

HIGH SCHOOL: Attended Sanger High School in Sanger, California ... set the record for the longest touchdown in Sanger High School history ... led the team in interceptions as a senior ... also played basketball for the Apaches.

PERSONAL: From Fresno, California ... son of Francina Pleasant ... has four siblings - Jonathan, Faith, Joshua and Malachi ... enjoys sports, reading, volunteering, and family time ... biggest athletic thrill is playing great teams in front of big crowds ... chose to attend Fresno State because it made him feel the most at home, and it gave him the opportunity to play at the next level ... majoring in philosophy.

MORICE NORRIS JR.'S STAT FILE

	Tackles							
	UA	A	Total	TFL-Yds	INT-Yds	FF	FR	PBU
2022 - Redshirt Junior								
Cal Poly	3	3	6	1.5	0-0	0	0	0
Oregon State	1	0	1	0.0	0-0	0	0	0
at USC	1	0	1	0.0	0-0	0	0	0
at UConn	3	1	4	0.0	0-0	0	0	0
at Boise State	1	1	2	0.0	0-0	0	0	0
San Jose State	2	0	2	0.0	0-0	0	0	2
at New Mexico	3	1	4	1.5	0-0	1	0	0
San Diego State	2	6	8	1.5	0-0	0	0	1
Hawai'i	3	1	4	0.0	0-0	0	0	0
at UNLV	2	3	5	0.5	0-0	0	0	0
at Nevada	3	1	4	0.0	0-0	0	0	3
Wyoming	3	0	3	1.0	0-0	0	0	0
at Boise State	3	2	5	0.5	0-0	0	0	0
vs Washington State	6	2	8	1.5	0-0	0	0	0
Totals	36	21	57	8.0	0-0	1	0	6

MORICE NORRIS' CAREER STATS

TACKLES	G	UA	A	TOTAL	TFL	YDS	PD	FF	FR	BLKD	QBH
2022	14	36	21	57	8.0	35	6	1	0	0	1
TOTAL	14	36	21	57	8.0	35	6	1	0	0	1

SACKS	G	UA	A	TOT	YDS
2022	14	1	0	1.0	9
TOTAL	14	1	0	1.0	9

MORICE NORRIS' SINGLE-GAME BESTS

Solo Tackles: 6 (vs. Washington State, 12/17/22)
 Total Tackles: 8 (2x, last vs Washington State, 12/17/22)



77
TOREON PENRIGHT OL

6-3 | 290 | Jr. | 4th Year
 San Bernardino, Calif. (Cajon HS)

Games Played: 9

2022 (SOPHOMORE): Appeared in six games ... a member of the special teams kick protection units ... played minimal action on the offensive line.

2021 (R-FRESHMAN): Appeared in three games ... played in wins against Nevada (Oct. 23), New Mexico (Nov. 13) and San Jose State (Nov. 25).

2020 (FRESHMAN): Did not see game action.

PERSONAL: Majoring in communication.



74
JULIAN POLENDO OL

6-6 | 316 | Jr. | 4th Year
 Palm Springs, Calif. (Palm Springs HS)

Games Played: 10

2022 (SOPHOMORE): Appeared in 10 games ... a member of the special teams kick protection units ... played minimal action on the offensive line ... Academic All-Mountain West.

2021 (R-FRESHMAN): Did not see game action.

2020 (FRESHMAN): Did not see game action ... named to the Fall Academic All-Mountain West team.

HIGH SCHOOL: Was a 2018 and 2019 All-League selection as an offensive lineman and defensive lineman ... was a 2018 and 2019 Elite 11 member ... led the league in tackles by a defensive lineman as a senior ... compiled 98 tackles in 25 games played in his varsity career ... helped lead Palm Springs to a 7-5 record and the second Round of the CIF Southern Section Playoffs in 2019 ... anchored the offensive line at both tackle and guard with 66 tackles, 8.0 TFL in 2019 ... was named a First Team All-Desert Sun selection and a First Team All-League on both offense and defense in 2019 ... earned Principal's Honor Roll and Honor Roll recognitions.

PERSONAL: Raised by grandparents, Manuel and Teresa ... has younger sister Serena ... favorite athlete is Mike Tyson ... was also recruited by Arizona State, Cal, Utah State, San Jose State, UNLV, UTEP, Sacramento State and San Diego State ... chose to attend Fresno State because it was "home" from the top down, even outside of football ... said Fresno is a family ... is a sociology major.





51

CHARLES REMLINGER

DE

6-3 | 241 | Sr. | 3rd Year
Vancouver, Wash. (Mountain View HS)

Games Played: 15

2022 (R-JUNIOR): Appeared in all 14 games ... had seven tackles on the year ... had one quarterback hurry ... contributed on the defensive line and on special teams ... Academic All-Mountain West.

2021 (JUNIOR): Appeared in one game in his first season as a Bulldog football player ... had one tackle against Cal Poly (Sept. 11).

HIGH SCHOOL: Attended Mountain View High School in Washington ... played on both sides of the ball as a defensive end and linebacker on defense, and an offensive guard and tight end on offense ... helped the team to an 11-2 record with third place finish in the state ... was al All-Region and All-League defensive end ... earned All-League honors as an offensive guard ... had nine sacks and two interceptions ... wsa a nominee for the National Football Scholar-Athlete Award ... was a church alter server for seven years.

PERSONAL: From Vancouver, Washington ... son of Andrew and Lorelei Remlinger ... has two younger siblings - Anne and Tino ... favorite athlete is Patrick Willis because he is smart and aggressive ... was also a member of the track & field team at Fresno State (Throws/Multis) ... chose to attend Fresno State because he was able to do track and play football ... majoring in data analytics.

CHARLES REMLINGER'S STAT FILE

CHARLES REMLINGER'S CAREER STATS

TACKLES	G	UA	A	TOTAL	TFL	YDS	PD	FF	FR	BLKD	QBH
2021	1	1	0	1	0.0	0	0	0	0	0	0
2022	14	5	2	7	0.0	0	0	0	0	0	1
TOTAL	15	6	2	8	0.0	0	0	0	0	0	1

CHARLES REMLINGER'S SINGLE-GAME BESTS

Solo Tackles: 1 (many times)
 Total Tackles: 2 (vs San Diego State, 10/29/22)



34

CADEN RODGERS

LB

6-0 | 225 | RFr. | 2nd Year
Clovis, Calif. (Buchanan HS)

2022 (FRESHMAN): Did not participate ... redshirted ... moved to linebacker from running back in summer 2023.

HIGH SCHOOL: Attended Buchanan High School ... four-year varsity letterwinner ... played both sides of the ball as a linebacker and a running back ... was a two-time All-TRAC selection ... TRAC Offensive Player of the Year ... senior season stats: 1,020 yards, 20 touchdowns, and 68 tackles in nine games ... named the Most Valuable Player for the County Team in Fresno's annual City-County Game ... was also a top-ranked wrestler at Buchanan High School, the No. 1 high school wrestling program in the state ... Rodgers was rated the No. 1 wrestler in his weight class in the state of California.

PERSONAL: From Clovis, Calif. ... son of Justin and Kim Rodgers ... has three siblings ... favorite athlete is Saquan Barkley because he has always admired his explosiveness ... biggest athletic thrill has been being in the CIF State Wrestling Finals ... had recruiting interest from Cal Poly, Cal Baptist, and UC Davis ... chose to attend Fresno State because it is his hometown, and he felt it was where he needed to belong ... is a pre-business major.



50

TYRONE SAMPSON JR

OL

6-3 | 290 | Sr.# | 6th Year
Detroit, Mich. (East English Village Prep)

Games Played: 29

Games Started: 4

2022 (SENIOR): Appeared in 13 games ... a member of the special teams kick protection units ... played in rotational action on the offensive line as a center and guard ... had a tackle at UNLV (Nov. 11) ... Academic All-Mountain West.

2021 (JUNIOR): Saw action in two games.

2020 (SOPHOMORE): Played in four games ... starting right guard against New Mexico ... helped protect the top offense in the Mountain West ... named to the Fall Academic All-Mountain West team.

2019 (R-FRESHMAN): Appeared in 10 games ... had his first career start at center against Utah State (Nov. 9) ... also had starts against Nevada (Nov. 23) and San Jose State (Nov. 30) ... part of an offensive line unit that helped produce 2,162 rushing yards and 2,720 yards in the air in 2019... helped the offense to average 159.3 rushing yards per game and 226.7 passing yards per game ... part of an offensive line that kept two opponents from a sack this season.

2018 (FRESHMAN): Did not participate in any games, redshirted.

HIGH SCHOOL: Four-year varsity center at East English Village Prep ... helped the Bulldogs to a 9-2 overall record and a perfect 5-0 mark in conference play to lead the Detroit Public School League (Gold Division) in 2017 ... four-star recruit according to 247Sports ... ranked No. 4 center in the nation by ESPN and No. 6 overall player in the state of Michigan ... 2018 U.S. Army All-American selection ... All-City and All-State first team selection ... Detroit Public School League Lineman of the Year ... member of the Michigan Dream Team ... had interest and offers from Akron, Arizona State, Buffalo, Central Michigan, Eastern Michigan, Indiana, Kent State, Kentucky, Louisville, Minnesota, Mississippi, Nebraska, Ohio, Syracuse, Toledo, Virginia and Western Michigan.

PERSONAL: Born in Detroit, Mich. ... son of Lisa and Tyrone Sampson ... has an older brother, Durell, and two sisters, Lunden and Asia ... earned his bachelors of science in criminology with an emphasis in law enforcement ... working towards his masters in curriculum and instruction.



47

SETH SCHEIDT

LB

6-1 | 217 | RFr. | 2nd Year
Merced, Calif. (Merced HS)

2022 (FRESHMAN): Did not participate ... redshirted.

HIGH SCHOOL: Attended Merced High School ... played quarterback and linebacker ... was a first team all-conference player ... was the section MVP ... was a productive player on both sides of the ball, scoring over 45 touchdowns and recording over 50 tackles as a senior ... is the all-time all-purpose yards leader at Merced High School ... excelled academically, being his class valedictorian ... volunteered with church activities and fundraising events.

PERSONAL: From Merced, Calif. ... son of Rob and Sandra Scheidt ... has two older siblings ... favorite athlete is Ray Lewis ... biggest athletic thrill is getting a big hit ... had recruiting interest from Indiana Wesleyan, Wheaton College and Dordt ... chose to attend Fresno State because it is close to home, and a great program ... is a history major.



1

RAYMOND SCOTT

LB

6-1 | 242 | Sr.# | 6th Year
Los Angeles, Calif. (Narbonne HS/USC)

Games Played (at FS): 4 Games Started (at FS): 1

2022 (SENIOR): Appeared in four games, started one ... had 11 tackles (seven solo) ... added 1.5 tackles for loss and 1.0 sack ... missed the end of the season due to injury ... joined the Fresno State football program as a mid-year enrollee in Jan. 2022 ... will have two years of eligibility remaining at Fresno State ... Academic All-Mountain West.

PRIOR TO FRESNO STATE: Spent four seasons at USC **(2021):** had a breakout season as he registered a single-season career-high 27 tackles (12 solo) ... added 1.0 tackle for a loss, a broken up pass and a quarterback hurry ... started three games as an inside linebacker for the Trojans ... also contributed on special teams. **(2020)** Scott saw key action at inside linebacker and on special teams as a sophomore in 2020. He was also available at safety. Overall in 2020 while appearing in 5 games (all but Arizona State), he had 7 tackles with a 4-yard sack. He had 3 tackles against both Arizona (with the sack) and Washington State and 1 tackle versus Oregon. **(2019)** Scott saw action in 4 games (Arizona, Colorado, Oregon, Arizona State) as a reserve inside linebacker and nickel back and on special teams as a sophomore in 2019. He had 1 tackle (against Oregon) in 2019. He was able to redshirt. **(2018)** Scott, who enrolled at USC in the spring of 2018 after graduating a semester early from high school, saw action in 9 games (all but Colorado, Arizona State, California) at inside linebacker and on special teams as a first-year freshman in 2018. Overall in 2018, he had 1 tackle (against Washington State). He broke his finger against Arizona and missed the Colorado and Arizona State games.

HIGH SCHOOL: He was a 4-year starting linebacker at Narbonne High in Harbor City (Calif.), playing outside linebacker as a 2017 senior and inside linebacker before that ... In 2017, he made PrepStar Dream Team, All-L.A. City first team and South Bay Daily Breeze All-South Bay first team while recording 94 tackles, including 15 for losses, plus 3 deflections, 1 fumble recovery, 1 forced fumble and 1 blocked punt as Narbonne won the L.A. City Open Division championship and the California Division I-A Bowl ... as a 2016 junior, he made Max Preps Junior All-American second team, Cal-Hi Sports All-State Junior first team, USA Today All-California second team, All-L.A. City first team, South Bay Daily Breeze All-South Bay first team and All-Marine League first team while getting 100 tackles, with 7 for losses, plus 3 forced fumbles, 2 fumble recoveries and 3 deflections as Narbonne won the L.A. City Division I title ... as a 2015 sophomore, he made Max Preps Sophomore All-American first team and South Bay Daily Breeze All-South Bay second team while getting 140 tackles, with 6 sacks, plus 4 deflections, 1 interception and 1 forced fumble as Narbonne won the L.A. City Division I crown and the California Division I-A Bowl.

PERSONAL: Chose to attend Fresno State because of the pride and tradition instilled in the Valley. He said he chose Fresno State because it checked off all the boxes that he needed to be a better person and pro to the game ... earned his bachelors degree in communication from USC ... master's of education with an emphasis in curriculum and instruction.

RAYMOND SCOTT'S STAT FILE**RAYMOND SCOTT'S CAREER STATS (AT FS)**

TACKLES	G	UA	A	TOTAL	TFL	YDS	PD	FF	FR	BLKD	QBH
2022	4	7	4	11	1.5	9	0	0	0	0	0
TOTAL	4	7	4	11	1.5	9	0	0	0	0	0

RAYMOND SCOTT'S SINGLE-GAME BESTS (AT FS)

Solo Tackles: 4 (Oregon State, 9/10/22)

Total Tackles: 4 (2x, last vs. Oregon State, 9/10/22)



58

MARCUS SIMIEN

OL

6-4 | 320 | RFr. | 2nd Year
Patterson, Calif. (Patterson HS)

2022 (FRESHMAN): Did not participate ... redshirted.

HIGH SCHOOL: Attended Patterson High School ... was a four-year football player ... spent two seasons on varsity ... helped the team to a 12-2 record as a senior ... was named the top lineman in the league ... Three-star recruit ... No. 84 nationally ranked interior offensive lineman ... was a part of the link crew.

PERSONAL: From Patterson, Calif. ... son of Gerald and Angela Simien ... has six siblings ... enjoys fishing ... favorite athlete is Trent Williams because of how aggressive he plays ... biggest athletic thrill to date has been receiving his offer to play football at Fresno State ... had recruiting interest from Nevada, Sacramento State, Oregon State and Cal ... chose to attend Fresno State because he loved the coaches and the culture around the program ... majoring in kinesiology - physical education.





22

MALIK SHERROD

RB

5-8 | 173 | Jr. | 4th Year

Oxnard, Calif. (Pacifica HS)

Games Played: 24

2022 (SOPHOMORE): Appeared in all 14 games ... was Fresno State's second leading rusher with 80 carries for 428 yards and two touchdowns ... scored his first career touchdown at then-No. 7 USC ... had a career-long 32-yard run against the Trojans ... had a season-high 74 yards rushing against Hawai'i (Nov. 5) ... had a season-high 13 carries at New Mexico (Oct. 22) ... added seven catches for 51 yards in the receiving game ... had eight kickoff returns for 175 yards ... had a career-long 50-yard kickoff return against Wyoming (Nov. 25), the longest kickoff return for Fresno State since 2018 ... averaged 5.4 yards per rush ... averaged 30.6 rushing yards per game ... averaged 46.7 all-purpose yards per game.

2021 (R-FRESHMAN): Played in eight games ... had 11 carries for 41 yards ... had kick return duties late in the season, finishing with nine returns for 177 total return yards ... had a career-best 22 yards with a career-long 19-yard run against Boise State (Nov. 6) ... had three carries in a game three times ... had six kick returns for 106 total return yards against Boise State ... the six returns tie for the most in a game in the MW this season ... had a career-long 24-yard return that night ... averaged 19.7 yards per kickoff return ... finished the season with 218 all-purpose yards.

2020 (FRESHMAN): Played in two games ... had one carry for three yards at Nevada (Dec. 5) ... also had an appearance against New Mexico (Dec. 12).

HIGH SCHOOL: Sherrod helped lead Pacifica High School to a 15-1 record in 2019 with 1,754 rushing yards on 189 carries while leading Pacifica to the CIF State Championship ... Pacifica is the first Ventura County HS to win a CIF State Championship Bowl Game ... scored 24 rushing touchdowns and seven receiving touchdowns as a senior ... scored in 14 of Pacifica High School's 15 games in 2019 ... had nine 100+ yard rushing games in 2019 - finishing his season with four consecutive 100+ yard games ... in those nine games, two were 200+ yard games ... averaged 114.9 rushing yards per game in 2019 and led the team by more than double in rushing yards, touchdowns and carries ... was the primary kick returner for the Triton's in 2019 with eight returns for 224 yards ... scored 35 touchdowns as a senior - 24 rushing, seven receiving, one fumble recovery return, two interception returns and one kickoff return ... added 75 total tackles and 8 interceptions as a safety in 2019 ... returned his eight interceptions for a total of 187 yards ... three star recruit by 247 Sports ... Pacifica High's leader in career rushing yards (3,206) and interceptions (13) ... named the league's Player of the Year, a first team selection on offense and defense as a senior ... was also recruited by and received offers from Air Force, Middle Tennessee State University, Montana, Montana State, Hawai'i, North Dakota, Sacramento State, San Jose State, South Dakota, Texas State, UC Davis, Utah State and Yale.

PERSONAL: From Oxnard, Calif. ... son of Garrick and Vulnavia Sherrod ... favorite athlete is LeBron James ... biggest athletic thrill is playing in a CIF championship game ... chose to attend Fresno State because of its tradition of winning ... majoring in pre-business.

MALIK SHERROD'S STAT FILE

2022 - Sophomore	No.	Rushing			Rec.	Receiving		
		Yds.	TD	Long		Yds.	TD	Long
Cal Poly	8	69	0	27	0	0	0	
Oregon State	2	8	0	6	0	0	0	
at USC	8	47	1	32	2	39	0	
at UConn	2	10	0	6	1	4	4	
at Boise State	1	3	0	3	0	0	0	
San Jose State	9	41	0	15	0	0	0	
at New Mexico	13	55	1	7	0	0	0	
San Diego State	2	14	0	12	1	3	3	
Hawai'i	10	74	0	22	0	0	0	
at UNLV	1	4	0	4	1	3	3	
at Nevada	5	25	0	9	1	-1	0	
Wyoming	9	48	0	12	0	0	0	
at Boise State	2	6	0	6	0	0	0	
vs Washington State	8	24	0	11	1	3	3	
Totals	80	428	2	32	7	51	0	

2021 - RS Freshman	No.	Rushing			Rec.	Receiving		
		Yds.	TD	Long		Yds.	TD	Long
UConn	3	2	0	6	0	0	0	
Cal Poly	3	12	0	6	0	0	0	
Nevada	0	0	0	0	0	0	0	
at San Diego State	0	0	0	0	0	0	0	
Boise State	2	22	0	19	0	0	0	
New Mexico	0	0	0	0	0	0	0	
at San Jose State	3	5	0	4	0	0	0	
vs. UTEP	0	0	0	0	0	0	0	
Totals	11	41	0	19	0	0	0	

MALIK SHERROD'S CAREER STATS

RUSHING	G	ATT	YDS	TD	LG	AVG/R	AVG/G
2020	2	1	3	0	3	3.0	1.5
2021	8	11	41	0	19	3.7	5.1
2022	14	80	428	2	32	5.4	30.6
TOTAL	24	92	472	2	32	5.1	19.7

KICK RETURN	G	NO.	YDS	TD	LG	AVG/R	AVG/G
2020	2	0	0	0	0	0.0	0.0
2021	8	9	177	0	27	19.7	22.1
2022	14	8	175	0	50	21.9	12.5
TOTAL	24	17	352	0	50	20.7	14.7

MALIK SHERROD'S SINGLE-GAME BESTS

- Carries: 13 (at New Mexico, 10/22/22)
- Long Rush: 32 (at No. 5 USC, 9/17/22)
- Rushing Yards: 74 (vs. Hawai'i, 11/5/22)
- Kickoff Returns: 6 (vs. Boise State, 11/6/21)
- Kickoff Return Yards: 106 (vs. Boise State, 11/6/21)



**69****JACOB SPOMER****OL****6-3 | 284 | Jr. | 4th Year**
Brentwood, Calif. (Liberty HS/Diablo Valley JC)*Games Played (at FS): 14* *Games Started (at FS): 14*

2022 (SOPHOMORE): All-Mountain West honorable mention ... started all 14 games at left tackle for the Bulldogs ... was the only first year Division I player to start on a consistent basis for the Bulldogs this season ... helped block for the top offense in the Mountain West ... Fresno State's offensive line blocked for a 1,000 yard rusher. It is the first time since 2014 that the Bulldogs have had a 1,000 yard rusher ... Fresno State's offensive line served as protection to players among the top of the conference in passing, receiving and rushing ... Academic All-Mountain West.

PRIOR TO FRESNO STATE: Joins the Fresno State football team as a transfer offensive lineman from Diablo Valley Junior College ... all-conference selection as an offensive lineman in 2021 ... one of two offensive linemen to earn all-conference honors on the team last season ... helped Diablo Valley to a winning 6-5 record in 2021 ... behind protection of Spomer, the Diablo Valley offense put up an average of 35.0 points per game with over 4,800 yards of total offense on the year ... the Diablo Valley offense averaged 155.2 rushing yards per game and 282.4 passing yards per game last season.

HIGH SCHOOL: Attended Liberty High School in Brentwood, Calif. ... helped lead Liberty High School to a 9-1 (4-1 Bay Valley Athletic League) record ... defeated Heritage High School 59-6 in the 2019 Brentwood Bowl Game ... 2019 honorable mention All-League lineman.

PERSONAL: From Brentwood, Calif. ... son of Scott and Jeniffer Spomer ... has one younger sibling, Brandon ... favorite athlete is Shaq Mason because he is an undersized lineman ... chose to attend Fresno State because Coach Tedford and Coach Tuitele were honest with him, and he wanted to play for them ... has not declared a major.

**63****DANIEL TAUMALOLO****OL****6-3 | 298 | Sr. | 4th Year**
Belmont, Calif. (Carlmont HS/College of San Mateo)*Games Played (at FS): 11* *Games Started (at FS): 1*

2022 (JUNIOR): Appeared in 11 games ... was the starting right tackle at UConn (Oct. 1) ... was also a special teams contributor ... helped block for the top offense in the Mountain West ... Fresno State's offensive line blocked for a 1,000 yard rusher. It is the first time since 2014 that the Bulldogs have had a 1,000 yard rusher ... Fresno State's offensive line served as protection to players among the top of the conference in passing, receiving and rushing ... Academic All-Mountain West.

PRIOR TO FRESNO STATE: Comes to Fresno State after spending the last two seasons as an offensive guard at the College of San Mateo ... All-League Bay 6 offensive lineman at College of San Mateo ... Earned his associates degree from the College of San Mateo.

PERSONAL: From Belmont, Calif. ... son of Sunia and Kuenitolini Taumalolo ... has three siblings ... enjoys spending time with family and friends, and watching anime ... favorite athlete is George Kittle ... also had interest from UTEP, Dixie State, Missouri State, Montana State and Northern Colorado ... chose to attend Fresno State because it is a big school, great program and because of the coaching staff. Also notes that his family can come to games, because its close to home ... majoring in africana studies.

**26****TIM THOMAS****LB****6-1 | 221 | RFr. | 2nd Year**
Tracy, Calif. (Lincoln HS)

2022 (FRESHMAN): Did not participate ... redshirted.

HIGH SCHOOL: Attended Lincoln High School in Stockton, Calif. ... 2021 Stats: 31 tackles (12 solo), 5.2 tackles per game and 1.0 sack ... was a three-star recruit ... was a two-time all-area selection.

PERSONAL: From Tracy, Calif. ... son of Timothy Jr. and Anitra Thomas ... has three younger siblings ... high school teammate of current Bulldog defensive back and fellow classmate Jomarion Briggs ... hobbies include going to the gym, video games, music, sleeping, hanging out and shopping ... favorite athlete is Kam Chancellor ... had recruiting interest from San Jose State, Colorado State, Idaho, and Utah ... chose to attend Fresno State because it felt like family from day one ... is a pre-business major.

**51****MOSE VAVAO****OL****6-3 | 313 | Sr. | 4th Year**
Newark, Calif. (St. Francis HS)*Games Played: 33* *Games Started: 29*

2022 (JUNIOR): All-Mountain West honorable mention offensive lineman ... Phil Steele second team All-MW offensive lineman ... started all 14 games at right guard for the Bulldogs ... helped block for the top offense in the Mountain West ... Fresno State's offensive line blocked for a 1,000 yard rusher. It is the first time since 2014 that the Bulldogs have had a 1,000 yard rusher ... the Bulldogs also had their first 1,000 yard receiver since 2018 ... Fresno State's offensive line served as protection to players among the top of the conference in passing, receiving and rushing ... preseason honors included fourth team All-MW by Phil Steele ... Academic All-Mountain West.

2021 (SOPHOMORE): Appeared in all 13 games this season ... was a starting offensive lineman in all 13 games, starting the season at left guard in the first six games then making the move to right guard to close out the season ... blocked the top offense in the Mountain West and the No. 14 offense in the FBS ... Fresno State averaged 464.85 offensive yards per game ... Fresno State scored an average of 33.4 points per game ... the Bulldogs averaged 137.2 rushing yards per game and 326.7 passing yards per game ... part of an offensive line unit that allowed 25 sacks on the quarterback, its least in a season since 2019 ... helped Fresno State to two wins over ranked opponents, both on the road. It was the first time Fresno State defeated two Top 25 opponents in a season for the first time since 2004, and the first time both wins came on the road in the 100 year history of the program.

2020 (FRESHMAN): Appeared in all six games as a true freshman ... got the start at left guard in the final two games of the season ... helped protect for the top offense in the Mountain West, leading Fresno State to an average of 479.3 yards per game ... part of an offensive line unit that protected the top passing offense in the Mountain West with 356.3 average yards per game ... also helped protect the No. 5 passing offense and No. 17 total offense in the NCAA ... was the only true freshman to see play time on the offensive line this season.

HIGH SCHOOL: Attended Saint Francis HS ... was a three-year varsity letterwinner ... played offensive and defensive line in high school ... helped team to 30-13 record over three seasons ... was apart of a state championship team in 2017 ... member of the WCAL conference championship team in 2018 ... received an invite and played in the 2020 Polynesian Bowl ... was a first team All-WCAL lineman.

PERSONAL: From Newark, Calif. ... son of James and Joli Vavao ... has three siblings - Mathias, Malia and Brittany ... favorite athlete is Kobe Bryant for his "mamba mentality" ... chose to attend Fresno State because he liked the people and the atmosphere in the Valley ... is a pre-business major.





78

OSMAR VELEZ

OL

6-1 | 307 | Sr. | 5th Year
Lost Hills, Calif. (Wasco HS)

Games Played: 12

2022 (JUNIOR): Appeared in 10 games this season ... was a special teams contributor ... also saw action in the rotation on the offensive line ... helped block for the top offense in the Mountain West ... Fresno State's offensive line blocked for a 1,000 yard rusher. It is the first time since 2014 that the Bulldogs have had a 1,000 yard rusher ... the Bulldogs also had their first 1,000 yard receiver since 2018 ... Fresno State's offensive line served as protection to players among the top of the conference in passing, receiving and rushing ... Academic All-Mountain West.

2021 (SOPHOMORE): Appeared in two games ... saw limited action against UConn (Aug. 28) and UTEP (Dec. 18).

2020 (R-FRESHMAN): Did not see game action ... sat out the season with injury.

2019 (FRESHMAN): Redshirted.

HIGH SCHOOL: Graduate of Wasco High School ... played four years splitting time as a defensive end and tight end ... was a first team all-league selection ... named league MVP ... played in the All-Star Army Bowl game ... recorded 100 tackles and seven sacks in his career ... team captain ... was also a member of the Future Farmers of America ... was president of the football club ... volunteered with the Home Depot community clean up group.

PERSONAL: Born in Bakersfield, Calif. ... son of Guadalupe Velez and Rosa Ruiz ... has an older brother, Alan ... has one younger brother, Eddie ... enjoys weight lifting ... favorite athlete is Kobe Bryant because he never gives up ... his biggest athletic thrill is the energy of the game ... majoring in agriculture business.



27

RYAN WARKENTIN

RB

5-8 | 186 | RFr. | 2nd Year
Reedley, Calif. (Reedley HS)

2022 (FRESHMAN): Did not participate ... redshirted.

HIGH SCHOOL: Attended Reedley High School ... was a three-year letterwinner for the Pirates ... helped the team to a 9-1 record in 2021 ... was named the conference Most Valuable Player ... had over 2,000 yards rushing with 27 rushing touchdowns as a senior ... owns eight school records ... was also the class president.

PERSONAL: From Reedley, Calif. ... son of Karl and Stephanie Warkentin ... has three older siblings ... favorite athlete is Bo Jackson for playing in the MLB and NFL ... biggest athletic thrill is scoring a touchdown in a packed stadium ... chose to attend Fresno State because he grew up watching the games.



84

TRE WATSON

TE

6-5 | 245 | Jr. | 3rd Year
Rio Rancho, N.M. (Cleveland HS)

Games Played: 20

Games Started: 6

2022 (SOPHOMORE): Appeared in eight games ... started in four ... had eight receptions for 80 yards on the year ... had a season-high four receptions and 39 yards at UConn (Oct. 1) ... also added two tackles at UConn ... suffered a season-ending injury against San Diego State (Oct. 29) ... Academic All-Mountain West.

2021 (FRESHMAN): Appeared in 12 games and started two ... recorded 10 catches for 134 yards as a true freshman ... had a season-best performance at the PUBG Mobile New Mexico Bowl, recording two catches for 41 yards ... had a career-long 25-yard catch at Hawai'i (Oct. 2) ... had a career-best four receptions at then-No. 21 San Diego State (Oct. 30) ... averaged 13.4 yards per catch ... played a big role in blocking for the run game as well this season ... helped Fresno State to two wins over ranked opponents, both on the road. It was the first time Fresno State defeated two Top 25 opponents in a season for the first time since 2004, and the first time both wins came on the road in the 100 year history of the program.

HIGH SCHOOL: Attended Cleveland High School in Rio Rancho, N.M. ... Watson averaged 72 yards per game in his last season of high school football (2019). He played in three games of the season due to suffering a broken arm ... in the abbreviated season, Watson had 14 receptions for 216 yards ... scored three touchdowns and had a career-long 47-yard catch in the three games played ... recorded 512 career receiving yards and eight career touchdowns ... averaged 16 yards per catch ... also played basketball and received offers to play at the collegiate level ... all-state selection in both football and basketball ... named New Mexico Male Athlete of the Year by MaxPreps ... considered one of New Mexico's top tight end prospects ... rated a three-star recruit by 247Sports ... honor roll student ... volunteered with food drives and Elementary School visits.

PERSONAL: From Rio Rancho, New Mexico ... son of CJ and Michelle Watson ... has one sibling, China ... father played baseball at Christopher Newport University (1994-1996) ... favorite athlete is Calvin Johnson ... biggest athletic thrill is scoring his first varsity touchdown as a freshman ... was also recruited by Liberty, New Mexico, Texas State, Army, Air Force, Washington, UCLA, San Jose State and New Mexico State ... chose to be a Bulldog because of the relationships between the players and the coaches, and the culture around the football program ... is a pre-business major.

TRE WATSON'S STAT FILE

TRE WATSON'S CAREER STATS

RECEIVING	G	REC	YDS	TD	LG	REC/G	AVG/C	AVG/G
2021	12	10	134	0	25	0.8	13.4	11.2
2022	8	8	80	0	17	1.0	10.0	10.0
TOTAL	20	18	214	0	25	0.9	11.9	10.7

TRE WATSON'S SINGLE-GAME BESTS

Receptions: 4 (2x, last at UConn, 10/1/22)
 Receiving Yards: 41 (vs UTEP, 12/18/21)
 Long Reception: 25 (at Hawai'i, 10/2/21)



8

JALEN WILLIAMS

DB

5-11 | 187 | So. | 3rd Year
Lancaster, Calif. (Parclete HS)

Games Played: 12

2022 (R-FRESHMAN): Appeared in nine games as a special teams contributor ... had three tackles on the year ... had a season-high two tackles against Hawai'i (Nov. 5) ... Academic All-Mountain West.

2021 (FRESHMAN): Played in three games ... saw action against Boise State (Nov. 6), San Jose State (Nov. 25) and UTEP (Dec. 18), primarily on special teams ... did not record a stat ... utilized a redshirt season.

HIGH SCHOOL: Attended Parclete High School in Lancaster, California ... rated a three star recruit by 247Sports ... three-time first team All-Gold Coast League selection ... 2020 Gold Coast Defensive Player of the Year ... Williams is the No. 55 cornerback nationally in the 2021 class, according to The Athletic ... said to be Fresno State's No. 1 all-time cornerback commit and No. 17 all-time commit in the 247Sports era ... helped his team to a 2019 playoff appearance ... had 20 tackles (12 solo) and two interceptions in 2018. Also added five deflected passes ... an honor roll student ... National Honor Society ... volunteered with AV Care Center ... also a member of the track team at Parclete High School ... received offers from Boise State, Navy, Vanderbilt and Army

PERSONAL: From Lancaster, California ... son of Dion Mabrie and Donnetta Williams ... has six siblings ... hobbies include community service work and playing video games ... favorite athlete is Jalen Ramsey because he is physical and a top talent at his position ... biggest athletic thrill is getting to play Division I Football ... chose to attend Fresno State because he fell in love with the staff, and the pride of being a Bulldog. He says Fresno State is the only place that truly felt like home ... is a pre-business major.



37

RYAN WILSON

DB

6-0 | 195 | R.Jr. | 2nd Year
Rancho Palos Verdes, Calif. (Palos Verdes HS/Long Beach CC)

2022 (FRESHMAN): Did not participate ... redshirted.

PRIOR TO FRESNO STATE: Attended Long Beach City College, as a student.

HIGH SCHOOL: Attended Palos Verdes High School ... spent three seasons on varsity ... was an All-Area, All-League, and All-Region first team player ... was named the Bay League Defensive MVP as a senior ... played both offense (TE) and defense (LB) ... totaled 185 tackles (110 solo) in his career ... had nine sacks ... added one interception and one forced fumble.

PERSONAL: From Rancho Palos Verdes, Calif. ... son of Chris and Kathleen Wilson ... has two older siblings ... both siblings played college lacrosse ... father played professional soccer ... mother played soccer at the collegiate level ... favorite athlete is Sean Taylor ... chose to attend Fresno State because it felt like home right off the bat ... is a pre-business major.



2

JOSHUA WOOD

QB

6-2 | 201 | R.Fr. | 2nd Year
Graham, Wash. (Graham-Kapowsin HS)

2022 (FRESHMAN): Did not participate ... redshirted.

HIGH SCHOOL: Attended Graham-Kapowsin High School in Graham, Washington ... was a four-year letter winner in both football and basketball ... 2021 Washington State High School Gatorade Football Player of the Year ... 2021 Washington State High School MaxPreps Football Player of the Year ... 2021 Washington State High School ScoreBook Live Player of the Year ... 2021 Tacoma News Tribune All-Area Player of the Year ... Cascadia Preps 2021 Most Outstanding Player of the Year ... Ford Sports Performance 2021 Player of the Year ... 2021 SPSL 4A Offensive Player of the Year ... GEICO State Championship Bowl Series Most Valuable Player ... Washington 4A Senior Athlete of the Year ... Tacoma Athletic Commission 2022 Male Athlete of the Year ... SPSL-4A first team all-league quarterback ... three-year varsity quarterback, Wood threw for 3,315 yards and 43 touchdowns in his career. He averaged 144.1 passing yards per game while completing 215-of-309 attempts ... as a senior, Wood played in 14 games, and threw for 2,228 yards and 31 touchdowns. He completed 151-of-212 passes for a .712 completion percentage ... a dual-threat quarterback, adding 65 carries for 612 yards and 10 touchdowns in the run game as a senior ... averaged 196.9 offensive yards per game as a senior ... helped his team to a perfect 14-0 record, capped with a 4A Washington State Championship ... helped Graham-Kapowsin High School to defeat the No. 3-ranked high school team in the nation as a senior ... 3-star rated quarterback by 247Sports.com ... in basketball, he was named a team captain as well as a first team all-league selection ... also earned all-state honors in basketball ... was a member of the National Honor Society, the National Society of High School Scholars, and Graham-Kapowsin High School Leadership Committee ... volunteered with youth football and basketball teams ... also volunteered with "A Step Ahead of Pierce County", an agency for helping and working with disabled and developmentally delayed infants and toddlers.

PERSONAL: From Graham, Washington ... son of Victor and Renee Wood ... has five siblings ... father played football at Washington State (1984-88) ... brother Jordan Wood played football at Eastern Washington (2013-18) ... favorite athlete is Kobe Bryant because of the mentality he had ... biggest athletic thrill has been winning a national championship ... had recruiting interest from Eastern Washington, Portland State, Idaho State and Nevada ... chose to attend Fresno State because of the great staff, great fan base, great weather, and he ultimately felt like it was a school that could lead him to where he wants to be - the NFL ... is a pre-business major.



88

MERHAULTI XEPERA

DL

6-3 | 254 | R.Fr. | 2nd Year
Maricopa, Ariz. (Higley HS)

2022 (FRESHMAN): Did not participate ... redshirted ... transitioned from tight end to defensive line in summer of 2023.

HIGH SCHOOL: Attended Higley High School in Gilbert, Arizona ... No. 37 recruit in Arizona ... No. 109 tight end recruit nationally ... played tight end and defensive end at Higley HS ... three-star recruit ... all-region player ... also played basketball, where he was a second team all-region selection ... volunteered as a powder puff coach.

PERSONAL: From Maricopa, Arizona ... full name: Merhaulti "Sunny" Xepera ... son of Dwight Benesh and Deanna Collay ... has four siblings ... favorite athlete is Tony Gonzalez because he inspired him as a tight end ... biggest athletic thrill is playing in games and scoring touchdowns ... had recruiting interest from NAU and Colorado ... chose to attend Fresno State because it felt like the perfect place for him ... is a pre-business major.





88

RICHE ANDERSON TE
 6-4 | 237 | Fr. | 1st Year
 Tualatin, Ore. (Tualatin)

HIGH SCHOOL: Attended Tualatin High School ... played both sides of the ball as a tight end and defensive end ... was a three-time first team all-conference player ... was a two-time first team all-state selection ... Career Stats: 13 Rec, 311 Yds, 3 Tds ... Co-Defensive Player of the Year ... holds the sack record at his high school for most sacks in a game, most sacks in a season, and most sacks in a career ... also played basketball.

PERSONAL: From Tualatin, Oregon ... son of Rick and Jennifer Anderson ... has three siblings ... comes from a football family as grandfather, dad, uncles and cousins have a football background at different levels ... enjoys video games, boating, swimming and golfing ... favorite athlete is Lebron James ... biggest athletic thrill is beating opponents as an underdog ... had recruiting interest from Colorado State, Portland State, Montana State and Washington State ... chose to attend Fresno State because it can bring the best out of him, and he is surrounded by winner.



16

AH'MARION ASHLEY DB
 5-10 | 157 | Fr. | 1st Year
 Jacksonville, Fla. (Edison)

HIGH SCHOOL: Attended Edison High School in Stockton, Calif. ... rated a three star recruit by 247Sports ... was a SJAA first team all-league selection as a senior ... had 25 tackles, three interceptions, two sacks and three defensive touchdowns as a senior in 2023 ... had a 99-yard pick six in the senior All-Star game (Bay Area High School Senior Bowl) ... was also a standout athlete on the track team, where he recorded a 10.61 in the 100m.

PERSONAL: Originally from Jacksonville, Fla. and attended Sandalwood High School before moving to Stockton, Calif. his junior year of high school ... son of La'Torya Ashley ... has one younger sibling ... enjoys fishing and golfing ... lists his favorite athlete as himself, because he believes in himself ... biggest athletic thrill is competition ... had recruiting interest from Toledo, UNLV, BYU, Northern Arizona, and Sacramento State ... chose to attend Fresno State because of the coaches and his teammates.



11

MIKEL BARKLEY WR
 5-11 | 170 | Sr. | 5th Year
 Tallahassee, Fla. (Great Oak/Palomar CC/TCU/Toledo)

PRIOR TO FRESNO STATE: Spent the 2022 season at Toledo ... was at TCU from 2019-21 ... began his collegiate career at Palomar CC in 2018 ... **2022** at Toledo Appeared in 11 games, including five starts... Totaled 22 receptions, 289 yards, and three touchdowns...Made three catches for 61 yards and two touchdowns vs. Kent State...Tallied three receptions for 39 yards at Buffalo...Caught six passes for 79 yards and one touchdown at Eastern Michigan...Grabbed season-long 39-yard reception vs. Ball State ... **2019-21** at TCU Limited by injuries in 2021...One catch for 48 yards in two games...Played in 10 games in 2020, totaling seven receptions for 33 yards...Redshirted in 2019 ... **2018** at Palomar CC Had 25 receptions for 583 yards and nine touchdowns...Ranked as the No. 20 junior college prospect in California and No. 11 wide receiver in the nation.

HIGH SCHOOL: Was a student-athlete at Great Oak High School in Temecula, Calif. ... ran track in high school ... ran on 4x100 team that won a state championship.

PERSONAL: From Temecula, Calif. ... son of Meshach and Myya Barkley ... has two siblings ... enjoys graphic design and fashion ... favorite athlete is Lebron James ... chose to continue his football career at Fresno State because he wanted to play for his home state.



98

KAVIKA BAUMGARTNER DL
 6-2 | 283 | Jr. | 3rd Year
 Concord, Calif. (Clayton Valley/College of San Mateo)

PRIOR TO FRESNO STATE: Joins the Fresno State roster as a junior college addition out of the College of San Mateo. He will have two seasons and a redshirt year available ... first team Junior College All-American defensive lineman ... helped lead the College of San Mateo to a state championship title in 2022, the first in the program's history ... appeared in 10 games, totaled 33 tackles, 3.5 tackles for loss, one sack, two fumble recoveries and an interception.

HIGH SCHOOL: Attended Clayton Valley High School ... helped his team to a NCS section, NorCal and D2AA State Championship ... was an All-State, All-Bay Area, All-Section and All-League defensive lineman.

PERSONAL: From Concord, Calif. ... son of Dave and Michele Baumgartner ... has one younger brother ... favorite athlete is Aaron Donald because he dominates ... biggest athletic thrill was winning the JuCo National ... had recruiting interest from Boise State, Arizona State and Utah State ... chose to attend Fresno State to compete and play with the best.

**27****CAMRYN BRACHA****DB****6-0 | 186 | Jr. | 3rd Year****Clovis, Calif. (Buchanan/Fresno City)**

PRIOR TO FRESNO STATE: Played two seasons at Fresno City College ... was an all-conference and all-state player ... named the league's Defensive Player of the Year ... led the team in tackles, interceptions and blocked kicks ... had two 4.0 semesters at FCC.

HIGH SCHOOL: Attended nearby Buchanan High School ... graduated in June 2021 ... played two seasons on varsity ... was an all-conference selection in 2021 ... was the winner of Buchanan's Bear Award.

PERSONAL: Born in Clovis ... son of Mandy and Bradley Bracha ... has three younger siblings Barley, Maddox, and Teagan ... his mother was a former cheerleader at Fresno State ... favorite hobbies include sports, church, friends, and family ... favorite athlete is Peyton Manning because he grew up watching him play when he lived in Indiana ... biggest athletic thrill is grinding with his teammates and becoming family ... chose to attend Fresno State because his family could watch him play and still be involved with church ... is a Business major.

**80****TYLER CARR****TE****6-2 | 225 | So. | 1st Year****Bakersfield, Calif. (Bakersfield Christian/Bakersfield College)**

PRIOR TO FRESNO STATE: Attended Bakersfield College.

HIGH SCHOOL: A 2021 graduate of Bakersfield Christian High School... won State Championships... and volunteered at a soup kitchen.

PERSONAL: From Bakersfield, Calif. ... son of Melody and David Carr... has four siblings... favorite athlete is George Kittle because he is the best tight end ever... son of former Fresno State football great David Carr and nephew to former Bulldog Derek Carr... chose to attend Fresno State because it has always been home, and he has big shoes to fill... greatest athletic thrill is scoring touchdowns and winning state championships... interests include farming and basketball... majoring in agriculture.

**29****JADEN CARRILLO****DB****6-0 | 169 | Fr. | 1st Year****Clovis, Calif. (Clovis)**

HIGH SCHOOL: Attended Clovis High School ... played football, baseball and ran track for the Cougars ... was an all-conference and all-valley athlete ... was the Male Athlete of the Year at Clovis High ... played as a cornerback and wide receiver in high school ... in his senior season of football, he totaled 887 yards receiving and nine touchdowns ... as a baseball player, he holds the all-time stolen bases record ... was an honor roll student ... volunteers time with the homeless in downtown Fresno.

PERSONAL: From Clovis, Calif. ... son of Matt and Celica Carrillo ... enjoys surviving and photography ... favorite athlete is Jalen Ramsey ... has recruiting interest from Western Colorado and UC Davis ... chose to attend Fresno State because he grew up coming to the games. He could tell the program was like a true family. The coaching staff is great, and there is nothing better than representing the Valley by playing for your hometown school.

**52****ISIAH CHALA JR****DL****6-5 | 265 | Fr. | 1st Year****San Francisco, Calif. (Archbishop Riordan)**

HIGH SCHOOL: Attended Archbishop Riordan High School ... first team all-league selection his senior year... was a second team all-league selection as a junior ... was one vote away from being Defensive Lineman of the Year ... career Stats: 68 tackles, 6.5 Sacks, 1 FF, 10 tackles for loss ... in 2022, he totaled 34 tackles, six tackles for loss, three sacks and one forced fumble ... he also played basketball.

PERSONAL: From San Francisco, Calif. ... son of Louis Chala and Isabelle Schildknecht ... favorite athlete is Nick Bosa because he is very explosive ... biggest athletic thrill is getting to the quarterback ... had recruiting interest from Cal, Oregon State and San Diego State ... chose to attend Fresno State because of the culture.

**99****EZRA CHRISTENSEN****DL****6-2 | 265 | Jr. | 3rd Year****San Diego, Calif. (Poway/San Diego Mesa)**

PRIOR TO FRESNO STATE: Attended San Diego Mesa College ... first team All-Conference defensive lineman in 2022 ... Region III All-California first team defense ... had 7.0 sacks in 2022, going up against top tackles in California JUCOs.

HIGH SCHOOL: Attended Poway High School ... was the Palomar Player of the Year ... named Defensive Player of the Year ... led Palomar League with 15 sacks as a senior.

PERSONAL: Originally from Sierra Leone, and moved to America (San Diego) his sophomore year ... has only played 3 full seasons of football, grew up playing soccer ... son of Dave and Juli Christensen ... has a total of 12 siblings ... favorite athlete is Aaron Donald ... had recruiting interest from San Diego State, San Jose State, Texas State, New Mexico and Buffalo ... chose to attend Fresno State because of Coach Franklin and Coach Coyle.



32

DEAN CLARK DB
6-1 | 207 | R Sr. | 5th Year
Massillon, Ohio (Massillon Washington/Kent State)

PRIOR TO FRESNO STATE: Transfer defensive back from Kent State. Will have two years of eligibility remaining ... appeared in 34 total games in his time at Kent State (2019-22). Played in four games in 2022, using a redshirt season that year ... had his best season in 2021, totaling 116 tackles (79 solo). Added 2.0 tackles for loss and three broken up passes that season ... recorded four double-digit tackle performances in 2021 with a career-best 13 against Wyoming in the Idaho Potato Bowl ... was a Kent State team captain in 2021 ... led the team in tackles in the shortened 2020 season, recording 28 that year. Had an interception and a blocked punt on the year ... played in 12 games as a true freshman in 2019. Had six tackles on the year.

HIGH SCHOOL: Rated a three-star prospect by 247sports ... lettered in three seasons at Massillon Washington High School ... two way standout for the Tigers as a safety and wide receiver ... part of a team that went 14-1 and reached the OHSAA Division II State Championship game his senior season ... led the Tigers in the state championship game with 15 tackles ... in the OHSAA Division II Playoffs had six catches for 71 yards and a fumble recovery in a win over Cincinnati Winton Woods ... named to the Northeast Inland All-District Division II Defense First Team his senior year ... selected a Division II OPSWA All-Ohio Honorable Mention his senior season ... as a junior named to the Northeast Ohio Inland District First Team Defense Team ... ran track in high school and during senior season part of sixth place state 400m relay team.

PERSONAL: Born in Massillon, Ohio ... son of Melissa Battle and William Clark ... has four younger siblings CJ, Casimir, Isaiah, and Maverick .. favorite hobbies include watching movies ... favorite athlete is Kobe Bryant because he is a relentless competitor ... biggest athletic thrill is earning a football scholarship ... chose to attend Fresno State because he believes in the culture established here (Fresno State) and wanted to contribute to its success ... is a Masters of Business Administration graduate student.



15

ARTIS COLE WR
6-0 | 190 | Jr. | 3rd Year
Benton, La. (Benton/Glendale CC)

PRIOR TO FRESNO STATE: Attended Glendale Junior College in California... earned the All-Conference and All State recognition... team captain for two years and was the named the offensive MVP ... played in nine games as a freshman in 2021, recording 348 yards receiving and nine touchdowns ... had 30 receptions in 2021, averaging 11.6 yards per catch ... appeared in 10 games in 2022, recording 32 receptions for 724 yards and nine touchdowns ... had a career-long 95-yard touchdown reception in 2022 ... averaged 22.6 yards per catch in 2022.

PERSONAL: From Benton, Louisiana... Son to Russell Cole... has eight siblings... favorite athlete is Odell Beckham Jr. because he a resilient person and works hard... had recruiting interest from Washington State, Kansas University, New Mexico State and Eastern Michigan University... chose to attend Fresno State because reputation of excellence and the great community built around football... enjoys history and reading his Bible.



26

JOE DALENA WR
5-10 | 152 | Fr. | 1st Year
Fresno, Calif. (San Joaquin Memorial)

HIGH SCHOOL: Attended San Joaquin Memorial High School ... appeared in 20 games in his three year varsity career ... totaled 33 receptions for 461 yards and six touchdowns.

PERSONAL: From Fresno, Calif. ... son of Brian and Lisa Dalena ... has three siblings - Frank, Mac and Ellie ... both brothers played football at Fresno State - Frank (2015-19) and Mac (2020-Pres.) ... all three Dalena brothers have been wide receivers for Fresno State.



13

JACEON DOSS WR
6-0 | 167 | So. | 2nd Year
Compton, Calif. (St. John Bosco/Cerritos College)

PRIOR TO FRESNO STATE: Doss comes to Fresno State after spending one year at Cerritos College. He will have three seasons, and a redshirt available ... was a unanimous first team All-State selection in 11 games played in 2022, he caught 41 passes for 848 yards and 12 touchdowns ... totaled four 100-yard games and three multi-score games in one season at Cerritos College ... averaged 20.7 yards per catch.

HIGH SCHOOL: Attended St. John Bosco High School ... listed as a 2-star recruit out of high school ... a member of the national championship, state championship and CIF championship team as a freshman ... a dual sport athlete in football and track & field.

PERSONAL: From Compton, Calif. ... son of Jason and Tasha Doss ... has three siblings ... enjoys helping and coaching younger kids in football ... favorite athlete is Tank Dell ... biggest athletic thrill has been taking the junior college route and betting on himself ... had recruiting interest from Temple and Kansas ... chose to attend Fresno State because it is a winning program and is close to home.



72

EDWARD FONUA OL
6-3 | 308 | So. | 2nd
Orange, Calif. (Orange/Cerritos College)

PRIOR TO FRESNO STATE: Comes to Fresno State as a junior college transfer from Cerritos College, where he spent the 2022 season ... will have three years of eligibility, and a redshirt season remaining ... was named an All-America, All-National Division Central League and All-California Region III for his performance as a true freshman tackle in 2022 ... helped Cerritos to an 8-3 record and a Western State Bowl victory over Long Beach City College in 2022 ... helped block for a 1,000 yard rusher at Cerritos.

HIGH SCHOOL: While at Orange High School, he was named a first team All-Orange League selection ... named his high school team's Lineman of the Year as a senior ... played both football and baseball in high school.

PERSONAL: From Hayward, Calif. ... son of Sefili and Rosalie Fonua ... has one brother and six sisters ... favorite athlete is Bo Jackson ... biggest athletic thrill is playing inside a packed stadium ... chose to attend Fresno State because of the coaching staff and the facilities that will help him get better at the game of football.

**5****JAELÉN GILL****WR****6-0 | 185 | Sr.# | 5th Year****Westerville, Ohio (Westerville South/Ohio State/Boston College)**

PRIOR TO FRESNO STATE: Gill comes to Fresno State from Boston College. He spent the 2020 and 2021 seasons at Boston College after beginning his collegiate career at Ohio State (2018-19). He will have one year of eligibility at Fresno State ... once transferring to Boston College, he became an immediate starter for the Eagles, playing in 11 games and starting seven in 2020 ... he caught 20 passes for 435 yards and a touchdown in his first season there ... in 2021, Gill played in nine games with five starts, catching 24 passes for 269 yards and a touchdown ... in 2022, he caught 27 passes for 388 yards as the team's starter ... also served as the team's primary kickoff returner, totaling 24 returns for 509 yards that season ... redshirted in his freshman year at Ohio State (2018), seeing action in two games that season ... in 2019, he played in six games as a redshirt freshman ... finished the season with six receptions for 51 yards and one touchdown.

HIGH SCHOOL: Consensus Top 50 prospect ... had a four-star rating and was considered one of the best all-around athletes nationally in his 2018 recruiting cycle ... ranked No. 30 by both 247Sports and on the ESPN 300 and No. 41 by Rivals ... one of the nation's top all-purpose backs with a No. 2 ranking by Rivals and from 247Sports ... No. 2 player in the state of Ohio ... Army All-American Bowl honoree ... Prepstar Dream Team member (No. 29 overall) ... missed nearly his entire junior season with an injury but returned to post 138 yards rushing and four TDs in the 2017 season-opener for Westerville South and head coach Matthew Christ ... rushed for 1,553 yards and 19 TDs as a sophomore ... First Team All-Offense at "The Opening" ... elite baseball player who also was a member of the school-record setting 4x100 meter relay team.

PERSONAL: From Columbus, Ohio ... son of Rodney and Shelly Gill ... favorite athlete is LeBron James ... chose to attend Fresno State because the coaching staff helped him see that this is a great culture, and he could see that by the way the team works and comes together.

**6****TIM GREAR JR.****WR****6-0 | 176 | So. | 3rd Year****New Orleans, La. (John Ehert/Ventura College)**

PRIOR TO FRESNO STATE: First team All-Conference wide receiver at Ventura College ... first team All-State selection (California Region III) ... played in 11 games in 2022, recording 764 yards and seven touchdowns ... rated the No. 34 overall junior college recruit in the country by ESPN ... ranked 18th among all CCCAA receivers in receiving yards ... averaged 69.5 yards per game in junior college ... averaged 17.8 yards per catch this season, a mark that was 10th in the CCCAA ... junior college teammate to fellow signee Caleb Barajas (OL) ... coached by former Bulldog Steve Mooshagian at Ventura City College ... had recruiting interest from Utah State, San Diego State, UNLV, and Washington State.

HIGH SCHOOL: Attended John Ehert High School in Harvey, La. ... was a member of the track and field team, in addition to football.

PERSONAL: From New Orleans, La. ... son of Tim Gear Sr. and Latoya Keller ... has two siblings ... favorite athlete is Devonta Smith because they have a similar play-style and body shape, and he dominates ... biggest athletic thrill is making a big time play when it matters the most ... chose to attend Fresno State because this is a winning program with a great football culture and a lot of love and support surrounding it.

**32****CHARLES GREER JR****RB****5-10 | 177 | Fr. | 1st Year****Pittsburg, Calif. (De La Salle)**

HIGH SCHOOL: Attended De La Salle High School ... was a first team All-League running back ... was the team's most valuable running back ... rated a three star recruit by 247Sports ... had 333 carries for 2,423 yards and 28 touchdowns in his career ... added seven receptions for 98 yards and two touchdowns ... in 2022, he had 197 carries for 1,251 yards and 16 touchdowns ... made an appearance at the state championship game ... was the president of the Black Student Union at his school.

PERSONAL: From Pittsburg, Calif. ... son of Charles and Michelle Greer ... has one older sister ... had recruiting interest from Cal, Utah, Cal Poly, Nevada, Army, Eastern Washington and FAU ... chose to attend Fresno State because of its good football, diversity, and being close to home.

**89****MORDECAI HINES****DL****6-5 | 265 | Fr. | 1st Year****Palmdale, Calif (Highland)**

HIGH SCHOOL: Attended Highland High School ... 2022 Golden League Lineman of the Year ... was an All-League selection ... helped his team to the 2019 CIF Championship title ... was a team captain ... holds the tackle and sacks record, set in 2019 ... spent time as a defensive end, quarterback and running back ... volunteered with car wash fundraisers.

PERSONAL: From Palmdale, Calif. ... son of VaJezatha Payne ... has one sister ... mom was a basketball player at Cornell (1986-90), and played semi-professional football ... biggest athletic thrill has been making it to the state championship game ... had recruiting interest from USC, UCLA, Arkansas and San Diego State ... chose to attend Fresno State because of the good academic support system and the supportive recruiting process.

**16****JACK JACOBS****QB****6-6 | 213 | Fr. | 1st Year****Santa Clarita, Calif. (Saint Francis)**

HIGH SCHOOL: Attended Saint Francis High School ... was a four-year player as a quarterback ... did not have a losing season in high school ... was an All-State and All-Conference player ... threw for 3,300 yards and 37 touchdowns in his senior season ... had just seven interceptions that season ... was a National Honor Society Member.

PERSONAL: From Santa Clarita, Calif. ... son of Brian and Tricia Jacobs ... has two older siblings ... comes from an athletic family as dad Brian played football at UCLA ... older sisters have both played volleyball collegiately at UCLA and Michigan ... has an uncle who was a first round draft pick playing baseball at UCLA ... favorite athletes are Josh Allen and Aaron Rodgers because of their competitiveness, hard work and talent ... had recruiting interest from Oregon and Western Illinois ... chose to attend Fresno State to maximize his pursuit to be the best student-athlete possible.



**25****JUSTIN JOHNSON****DB****6-1 | 201 | Fr. | 1st Year**
Los Angeles, Calif. (Inglewood)

HIGH SCHOOL: Attended Inglewood High School ... first team All-League and All-Area selection ... started every game as a senior ... had 87 tackles, one interception, four sacks and five pass breakups as a senior ... in his career, he totaled 152 tackles, three interceptions, two touchdowns, five sacks and 15 pass breakups ... was a multi-sport athlete, also a member of the track and field team ... ran a 23.07 200m ... was a two-time track and field MVP ... was an honor roll student ... volunteered with community outreach programs.

PERSONAL: From Los Angeles, Calif. ... son of Kenneth and Nikesha Johnson ... has two siblings ... favorite athlete is Justin Jefferson ... biggest athletic thrill is winning a hard-fought game and seeing himself get better ... originally committed to Arizona ... chose to attend Fresno State because they gave him a chance.

**1****MIKEY KEENE****QB****5-11 | 198 | RSo. | 3rd Year**
Chandler, Ariz. (Chandler/UCF)

PRIOR TO FRESNO STATE: Spent two seasons at UCF (2021 & 2022) before transferring to Fresno State as a redshirt sophomore with three years of eligibility remaining ... Keene was rated the No. 13 QB transfer nationally, at the time of his signing in December 2022 ... played four games at UCF in 2022, utilizing a redshirt season ... completed 60-of-83 pass attempts for 647 yards this season ... completed his passes at a 72.29 percent clip, throwing six touchdowns to just one interception ... played in 11 games as a true freshman in 2021, completing 173-of-272 pass attempts for 1,730 yards and 17 touchdowns ... was 8-3 as a starter at UCF.

HIGH SCHOOL: Attended Chandler High School ... led the team to a 10-0 record in 2020 and its second-straight Arizona Open Division State Title as a senior ... did not lose a game as a starter in high school ... rated the No. 18 best player in the State of Arizona by 247Sports ... completed 154-of-218 passes in 2020 for 2,069 yards and 22 touchdowns with only two interceptions.

PERSONAL: From Chandler, Ariz. ... son of Michael and Tinina Keene ... favorite athlete is LeBron James ... biggest athletic thrill has been beating Florida and Cincinnati while at UCF ... chose to attend Fresno State because of the culture of the program and the resume Coach Tedford has with quarterbacks ... is a business management major.

**39****JORDAN KENNEDY****K****6-0 | 192 | RFr. | 2nd Year**
Novato, Calif. (De La Salle/Mississippi State)

PRIOR TO FRESNO STATE: Spent the 2022 season at Mississippi State ... did not participate.

HIGH SCHOOL: Prepped at De La Salle High School in Conford, California ... coached by Justin Alumbaugh ... lettered in both football and soccer.

PERSONAL: From Novato, Calif. ... son of Scott and Asunta Kennedy.

**89****BROCK LIUM****TE****6-5 | 206 | Fr. | 1st Year**
Highland, Calif. (Citrus Valley)

HIGH SCHOOL: Attended Citrus Valley High School ... three-time first team all-league selection ... played quarterback, tight end and safety in high school ... in 2022, he recorded 52 receptions for 780 yards and 15 touchdowns ... defensively that year, he had 20 tackles and three interceptions ... in his career, he totaled 99 receptions for 1,603 yards and 27 touchdowns ... also played basketball ... was a national honor society member ... was ASB class vice president ... volunteered with football camps and school functions.

PERSONAL: From Highland, Calif. ... son of Boyd and Kim Lium ... has one older sister ... dad played collegiate football at Black Hills State ... favorite athlete is Travis Kelce because he changed the game for tight ends ... biggest athletic thrill has been beating the school rival for the first time in school history ... had recruiting interest from Colorado State ... chose to attend Fresno State because it is a great opportunity for him to reach his goals in life. He felt it was more like a family than a football team.

**7****JAYDEN MANDAL****QB****6-0 | 207 | Fr. | 1st Year**
Clovis, Calif. (Buchanan)

HIGH SCHOOL: 2022 TRAC Football Player of the Year ... three star recruit by 247Sports ... 2021 first team All-TRAC quarterback and third team all-state ... rated the No. 82 quarterback in the class and inside the Top 200 football athletes in the class in the state of California, according to 247Sports ... totaled 2,844 yards passing with 23 passing touchdowns as a senior ... averaged 237.0 yards passing per game ... completed 205-of-305 pass attempts in 2022, throwing only six interceptions ... had a .672 completion percentage as a senior ... helped lead Buchanan to two TRAC league championships ... a three-year varsity starter for the Bears ... initially committed to Fresno State in September of 2020, but to play baseball. Come March 2022, Mandal flipped to play football under Coach Tedford.

PERSONAL: From Clovis, Calif. ... son of Sal and Molly Mandal ... both parents are Fresno State Alumni ... has one younger sibling ... high school teammates with current Bulldogs Caden Rodgers (RB) and Camryn Bracha (DB) ... hobbies include hanging out with friends, going to church, playing video games and basketball ... biggest athletic thrill has been beating Central in his second Varsity start ... chose to attend Fresno State because he was born and raised in the Valley, and has always been a Bulldog fan. Says he is excited to play in front of the Red Wave ... joined the Bulldogs as an early enrollee in Jan. 2023 ... intends to major in business.

**54****CAMPBELL MCHARG****OL****6-3 | 290 | So. | 3rd Year****Thousand Oaks, Calif. (Bishop Alemany/Cal Poly/Oregon State)**

PRIOR TO FRESNO STATE: Joins the Fresno State roster after spending the 2022 season at Oregon State ... played in three games in 2022 ... played in four games and redshirted at Cal Poly in 2021.

HIGH SCHOOL: Transferred to Bishop Alemany but did not play as a senior ... previously played at Calabasas under head coach Chris Claiborne ... earned all-state, all-league and all-county honors his junior season ... helped Calabasas to a league title his senior season ... selected to play in the Blue Gray All-America Football Game ... earned all-state honors as a sophomore.

PERSONAL: From Thousand Oaks, Calif. ... son of Colin and Sam McHarg ... has two younger siblings ... favorite athlete is Kobe Bryant because of his work ethic ... biggest athletic thrill was going to a bowl game ... chose to attend Fresno State because of the great coaching staff and opportunities.

**90****DUPRE MENDOZA****DL****6-4 | 305 | So. | 2nd Year****El Monte, Calif. (Arroyo/Mt. San Antonio College)**

PRIOR TO FRESNO STATE: Attended Mt. San Antonio College ... in his career, he totaled 48 tackles, 1 sack, 5 TFLs ... in 2022 alone, he had 38 total tackles, 1 sack, 3 TFLs ... started all 11 games on the defensive line in 2022.

PERSONAL: From El Monte, Calif. ... son of Dajon Mendoza and Monique Duenas... has four siblings... favorite athlete is Jalen Hurts because he is humble and hungry... had recruiting interest from University of Arizona, Florida International University, Stephen F. Austin State University, Eastern Kentucky University, University of North Carolina at Chapel Hill, and Missouri State University... chose to attend Fresno State because of his family... interests include cooking, playing video games, and working out... majoring in sociology.

**4****RL MILLER****NKL****6-3 | 189 | Fr. | 1st Year****San Francisco, Calif. (Sacred Heart)**

HIGH SCHOOL: Attended Sacred Heart Cathedral ... was a first team All-League player as a junior and a senior ... was the MVP of the State Championship game in 2021 ... named the wide receiver of the year in 2022 ... was nominated for the award given to the best football player in San Francisco ... maintained a 3.0 GPA or higher in all four years while playing sports ... totaled 32 tackles, five interceptions and 143 interception return yards defensively ... also played basketball.

PERSONAL: From San Francisco, Calif. ... son of Monique Miller ... has six siblings ... originally committed to Arizona State ... chose to attend Fresno State because of the winning program and great leaders.

**28****DAMIEN MOORE****RB****5-10 | 213 | Sr. | 5th Year****La Puente, Calif. (Bishop Amat/Cal)**

PRIOR TO FRESNO STATE: Transfer running back from Cal ... played in 23 career games, with 10 starts for the Golden Bears ... entered the 2022 season as Cal's active leader in all rushing categories ... was named to the 2022 Doak Walker Award preseason watch list ... in 2022, he totaled 22 carries for 101 yards in nine games played ... had career highs as a 2021 sophomore in games played (11), games started (8), yards rushing (518), rushes (100), rushing touchdowns (6), total touchdowns (7), receptions (13), yards receiving (85) and touchdown receptions (1) ... led Cal with six rushing touchdowns and tied for the team lead with seven touchdowns overall, while ranking second with 518 yards rushing on 100 carries (all career highs), while his 42 points were second and third-most among non-kickers, and his 603 all-purpose yards (518 rushing, 85 receiving) fourth ... had five career games of more than 70 yards rushing including a career-high 121 in the Big Game against Stanford as a 2020 freshman before totaling 79, 71, 87 and 111 rushing yards as a 2021 sophomore vs. Nevada, at TCU, vs. Sacramento State and vs. Oregon State ... as a true freshman in 2020, he earned honorable mention recognition for the Pac-12 Freshman Offensive Player of the Year, presented by Nextiva, when he was one of three Cal true freshmen along with Muelu Iosefa and Trey Paster to play in all four games of a season shortened by COVID-19, with all of his appearances off the bench ... posted team highs of 188 yards rushing and 4.9 yards per carry on 38 rushes (second on team), while adding one reception for 10 yards for a total of 198 all-purpose yards.

HIGH SCHOOL: Combined for 2253 yards rushing and 25 touchdowns on the ground as well as 17 receptions for 118 yards and three kick returns for 43 yards to total 2414 all-purpose yards while playing for three varsity teams that combined for a 23-10 overall record and 15-1 mark in Mission League action, and won back-to-back conference championships as a 2018 junior and 2019 senior ... earned Mission League MVP honors as a senior when he rushed for 1213 yards and 17 touchdowns for a squad the finished 9-2 overall and 5-0 in league games to win the conference for the second consecutive campaign before being defeated by Mater Dei in the first round of the Southern Section Division I playoffs and finishing the season ranked No. 16 in California in the final MaxPreps poll ... limited to two games as a junior due to injury, contributing 11 carries for 37 yards, two kick returns for 33 and a pair of receptions for a loss of two to total 68 all-purpose yards for a squad the finished 9-2 overall and 5-0 in league games to win the conference for the first of two consecutive campaigns before being defeated by Mission Viejo in the first round of the Southern Section Division I playoffs and finishing the season ranked No. 12 in California in the final MaxPreps poll ... picked up All-Mission League recognition during his 2017 sophomore campaign when he rushed 124 times for 703 yards with eight touchdowns on the ground, had 15 receptions for 120 yards and one kickoff return for 10 yards to total 833 all-purpose yards for a team that was 5-6 overall and 5-1 in league games before losing to St. John Bosco in the first round of the Southern Section Division I playoffs ... also participated in one season of varsity basketball as a 2018-19 junior, as well as track and field at the junior varsity level.

PERSONAL: Born in West Covina ... son of Brandi and Greg Moore ... has two siblings, older brother Jalen and younger D.J. ... brother Jalen played football at EWU (2012-2014) ... favorite hobbies include playing video games and playing basketball ... favorite athlete is Carmelo Anthony because of his dedication ... chose to attend Fresno State because he wants to win games ... biggest athletic thrill is scoring a touchdown ... is a Sociology major.





35

KEMARI MUNIER-BAILEY DL
6-3 | 230 | Jr. | 3rd Year
Birmingham, U.K. (Juan Diego Catholic/Idaho)

PRIOR TO FRESNO STATE: Spent two seasons at Idaho ... led Idaho with five sacks in 2022 ... led the team in tackles for loss at eight for 43 yards ... had 22 total tackles on the season ... in the Fall 2021 season, he had seven tackles and one sack in eight game appearances.

HIGH SCHOOL: Played just one season of football at Juan Diego Catholic in Utah, but immediately helped out the program playing both sides of the ball ... he made his greatest contributions as a linebacker and defensive end ... was a dual-sport athlete, also playing basketball in high school.

PERSONAL: From Birmingham, England ... son of Kennley Bailey and Kaya Knight ... lists guardians as Bobby and Andrea Munier ... has eight siblings ... enjoys art and design ... favorite athlete is Marshawn Lynch ... biggest athletic thrill was playing for the Great Britain basketball team ... chose to attend Fresno State because of the defensive staff and the people in Fresno are down to earth.



44

TUASIVI NOMURA LB
6-1 | 231 | Sr. | 5th Year
Corona, Calif. (Centennial/USC)

PRIOR TO FRESNO STATE: In his career at USC (2019-22), he played in 33 games and had 34 tackles total ... will have two seasons of eligibility remaining ... (2022) Appeared in 12 games for USC in 2022 ... totaled 25 tackles, 1.5 tackles for loss, one quarterback hurry and one broken up pass a season ago ... (2021) Nomura saw action in 11 games (all but Cal) at inside linebacker and on special teams as a redshirt sophomore in 2021 ... overall in 2021, he had 5 tackles (4 against Stanford and 1 versus Utah) ... missed the California game because of a concussion ... (2020) saw backup action at inside linebacker and on special teams as a redshirt freshman in 2020 ... while appearing in all 6 games, he had 4 tackles (2 against both Washington State and Oregon) ... (2019) Nomura saw action in USC's first 4 games (Fresno State, Stanford, BYU, Utah) as a backup outside linebacker and on special teams as a first-year freshman in 2019, but he did not make a tackle ... tore ligaments in his knee against Utah and had season-ending surgery, allowing him to redshirt.

HIGH SCHOOL: He made 2018 PrepStar All-Western Region, Cal-Hi Sports All-State second team, All-CIF Division 1, Los Angeles Times All-Area, Riverside Press-Enterprise All-Area first team and All-Big VIII League Co-MVP as a senior safety at Centennial High in Corona (Calif.) ... had 91 tackles, including 7 for losses (with 3.5 sacks), plus an interception for a TD, 2 deflections, a blocked punt and a forced fumble in 2018 ... as a junior in 2017, he made All-Big VIII League first team as he had 61 tackles and 3 deflections ... as a 2016 sophomore, he had 6 tackles and 3 deflections.

PERSONAL: From Corona, Calif. ... son of Casey Nomura and Havlani Keona-Nomura ... has four brothers ... enjoys music, nature and shoes ... favorite athlete is Kobe Bryant because of his mindset, mentality and work ethic ... biggest athletic thrill was running out for his first collegiate game ... chose to attend Fresno State because of the culture and the people ... is enrolled in the curriculum and instruction master's program at Fresno State.



49

LANDON OGLLES P
6-3 | 250 | Jr. | 3rd Year
San Diego, Calif. (Rancho Bernardo/Palmer JC)

PRIOR TO FRESNO STATE: Attended Palmer Junior College in San Diego, Calif. ... broke school record for the longest field goal twice (56 yards then 57 yards) ... made the Dean's list his first semester.

HIGH SCHOOL: A 2020 graduate of Rancho Bernardo High School in San Diego, Calif. ... was the All-Conference kicker and kicker of the year.

PERSONAL: From San Diego, Calif. ... Todd Ogles and Chandra Wohlgemuth... has one younger sibling... favorite athlete is Justin Herbert because he is very humble even though he is one the best... greatest athletic thrill is pinning your opponent on the field and seeing the other team's coach's disappointment... chose to attend Fresno State because they showed him he would be of value to them and he would be able to develop into an NFL punter under coach Baxter and coach Tedford.



64

HAYDEN PULIS OL
6-5 | 285 | Jr. | 3rd Year
Hanford, Calif. (Hanford/Fresno City)

PRIOR TO FRESNO STATE: Played football at Fresno City College ... 2022 JCGridiron Preseason All-American third team selection ... junior college teammate with current Bulldog DB Camryn Bracha.

HIGH SCHOOL: Attended Hanford High School ... helped Hanford High School to two league championships in his time ... was high school teammates with current Bulldog linebacker Tyler Mello

PERSONAL: From Hanford, Calif. ... son of Chris and Julie Pulis ... has two younger siblings - Brody and Ethan ... hobbies include golf and fishing ... favorite athlete is Jason Kelce because he puts offensive linemen in a good light ... chose to attend Fresno State because the atmosphere is amazing, it is close to home and he gets to represent a team that he grew up cheering for ... majoring in kinesiology.



31

BRANDON RAMIREZ RB
6-0 | 202 | Fr. | 1st Year
Hanford, Calif (San Joaquin Memorial)

HIGH SCHOOL: A local product out of San Joaquin Memorial High School ... 2022 County/Metro Athletic Conference Offensive Player of the Year ... 2021 County/Metro Athletic Conference Defensive Player of the Year ... 2021 Cal-Hi Sports and Scorebook Live All-Central Second Team ... 2021 team MVP ... played on both sides of the ball this past year ... had a productive year as a running back & won CMAC Offensive Player of the Year ... in 2022, he totaled 201 carries for 1,967 yards and 31 touchdowns on the ground ... added five receptions for 62 yards and one touchdown ... defensively, he had 83 tackles in 2022 ... in his high school career, he totaled 325 carries for 3,175 yards and 47 touchdowns ... two-time team captain ... broke 100m School Record (10.72) ... originally signed to Fresno State as a defensive back, but was moved to running back in the summer of 2023.

PERSONAL: From Hanford, Calif. ... son of Jaime and Sandra Ramirez ... has one older sibling ... had recruiting interest from Colorado, BYU, Air Force, Army, Idaho, Fordham, Yale, and Eastern Washington ... chose to attend Fresno State because it was a dream of his to play in the Valley.



43

AUGUSTUS REMLINGER

NKL

5-11 | 198 | Fr. | 1st Year

Vancouver, Wash. (Buchanan)

HIGH SCHOOL: Attended Buchanan High School ... was a first team All-TRAC selection as a linebacker ... totaled 78 tackles, one pick-six, one forced fumble and one fumble recovery in 2022 ... was also a member of the track and field team as a sprinter ... Buchanan's track team was first in the league, region, and section ... ran a 10.38 in the 100m ... ran a 21.9 in the 200m.

PERSONAL: Originally from Vancouver, Wash. ... son of Andrew and Lorelei Remlinger ... has two older siblings ... older brother Charles is a current defensive end for the Bulldogs ... enjoys playing the guitar ... lists his favorite athlete as Dre Greenlaw.



20

DEVON RIVERS

RB

5-6 | 174 | Fr. | 1st Year

Brentwood, Calif. (Heritage)

HIGH SCHOOL: Attended Heritage High School ... listed as a three star recruit by 247Sports ... 2022 first team All-Metro selection as an all-purpose player ... 2022 first team All-Bay Area running back ... as a senior in 2022, Rivers rushed for a single-season career-best 1,759 yards and 24 touchdowns ... averaged 175.9 yards per game, while averaging 7.5 yards per carry ... had eight 100-yard rushing performances in 10 games played ... in 2022, Rivers added six receptions for 44 yards ... totaled 2,036 all-purpose yards his senior season - 1,759 rushing, 44 receiving, 34 kickoff return yards and 199 punt return yards ... totaled 3,924 career rushing yards at Heritage High School with two 1,000 yard rushing seasons (2021 and 2022) ... 51 career rushing touchdowns ... holds the record for most career touchdowns scored at Heritage High School ... was Fresno State's first commit of the 2023 class.

PERSONAL: From Brentwood, Calif. ... son of Ron and Myla Rivers ... has two older siblings - Ronnie and Malia ... continues the Rivers family legacy at Fresno State as father Ron Rivers and older brother Ronnie Rivers were running backs at Fresno State. Both Devon's father and brother are in the record books at Fresno State, with Ronnie being the program's all-time leading touchdown scorer .. Ronnie currently plays for the Los Angeles Rams ... older sister Malia Rivers played softball at Fresno State from 2015-17 ... had recruiting interest from UNLV and New Mexico ... chose to attend Fresno State because he loves the atmosphere, campus, football coaches and the fans.



95

JASON ROBERTS II

DL

6-1 | 280 | Fr. | 1st Year

Bloomington, Calif. (Inglewood)

HIGH SCHOOL: Attended Inglewood High School ... played just one year of football in high school (2022) ... helped Inglewood High School to a 13-1 record that season ... was a second team all-area selection ... was a three-year basketball player, earning all-league honors in each of the three seasons ... earned the leadership award for academic and athletic achievement ... volunteered as a mentor for youth football players.

PERSONAL: From Bloomington, Calif. ... son of Jason and Shanique Roberts ... has three siblings ... favorite athlete is LeBron James because he dominated the league since the beginning ... biggest athletic thrill is hearing the fans celebrate after a big play ... had recruiting interest from Portland State ... chose to attend Fresno State because the coaches believed in his athletic abilities to make the team better ... he also wanted to be close to home, and play with high school teammate Justin Johnson.



53

STEVEN SCHEIDT

LB

6-1 | 228 | Sr. | 5th Year

Clovis, Calif. (Buchanan/Fresno City/Eastern Michigan)

PRIOR TO FRESNO STATE: Transferred to Fresno State from Eastern Michigan ... **EMU:** **2022:** had 19 tackles and 1.0 TFL in 10 games played ... **2021:** Part of EMU's 2021 signing class after playing the 2020 season for EMU ... appeared in a pair of games, including earning his first collegiate start, at Wisconsin (Sept. 11)... finished the season with a trio of tackles at the linebacker position, all against the Badgers.... **2020:** Played in four games for EMU ... notched six tackles, including a season-best three stops at Ball State (Nov. 11) ... had two tackles against Northern Illinois (Dec. 12) in the team's season finale ... **FRESNO CITY:** Spent a year as a Ram under Head Coach Tony Caviglia ... led the team with 60 tackles (37 solo, 23 assist) ... notched 7.5 tackles-for-loss in 11 games ... named first team all-conference and preseason all-american ... team won the Valley Conference championship with a perfect 5-0 record ... had nine stops against Sequoias and at San Mateo.

HIGH SCHOOL: Was a two-time letterman under Head Coach Matt Giordano as a Bear ... during his senior season, totaled 110 tackles, 10 TFLs, two fumbles forced, one Sack, one fumble recovery ... named City County All-Star defensive captain, North South All Star defensive captain, and Defensive Coaches Award ... selected first team all-conference and first team all-valley.

PERSONAL: From Clovis, Calif. ... son of Rick and RaeAnne Scheidt ... has two older siblings ... cousin Seth Scheidt is a current linebacker for the Bulldogs ... Mom is a former Bulldog softball player ... favorite athlete is Luke Kuechly because he is a great player and a student of the game ... chose to attend Fresno State because he wanted to come back and play in his hometown and be a part of the Red Wave again.



8

ANTOINE SULLIVAN

WR

6-1 | 172 | Jr. | 3rd Year

Hemet, Calif. (San Jacinto/San Diego Mesa)

PRIOR TO FRESNO STATE: Attended San Diego Mesa Junior College in San Diego, Calif. ... a two-time first team all-conference selection...two-time Bowl Player of the Game Award recipient...career stats are 84 catches, 1220 yards and 13 touchdowns ... in 2022, he played in nine games and registered 34 receptions for 486 yards and six touchdowns ... ranked in the Top 5 in the state of California in receptions and receiving yards following the 2021 season ... All-San Diego County team honoree in 2021

HIGH SCHOOL: A 2020 graduate of Tahquitz High School in Hemet, Calif. ... played his senior year of high school football at San Jacinto High School ... got the most receiving touchdowns in 10 games his junior year ... selected twice as a first-team All-League player.

PERSONAL: From Hemet, Calif. ... son of Krissanne Jones and Clifton Sullivan... has four siblings... favorite athlete is Russell Westbrook because of his fearless mentality... had recruiting interest from New Mexico State and Tennessee Tech University... chose to attend Fresno State because he loves the environment and because Fresno is a football town... interests include playing video games and working out... majoring in sociology.



87

JAKE TARWATER

TE

6-3 | 242 | So. | 2nd Year

South Lake Tahoe, Calif. (South Tahoe/College of the Sequoias)

PRIOR TO FRESNO STATE: Began his collegiate career at Truman State (Missouri) before transferring to the College of the Sequoias (Visalia, Calif.) ... made the transition from quarterback to tight end when he transferred to the California JuCo ... was a first team tight end at the College of the Sequoias ... had 16 receptions for 196 yards and a touchdown in 2022 - his first season playing as a tight end.

HIGH SCHOOL: Attended South Tahoe High School ... played three years of varsity football as a quarterback ... was named the 3A League Most Valuable Player ... earned all-conference and all-state honors ... in his senior season, led the team to a 5-0 record with 1,179 yards passing, zero interceptions, 21 passing touchdowns and three rushing touchdowns ... was a member of the National Honors Society ... was also an academic all-state honoree ... also played basketball ... volunteered as a flag football coach.

PERSONAL: From South Lake Tahoe, Calif. ... son of James and Gina Tarwater ... has four siblings ... is the youngest of five children ... favorite athlete is Alex Smith because he was his favorite quarterback growing up and he got his autograph ... biggest athletic thrill has been making the switch from quarterback to tight end ... said the culture played a large part in his decision to commit to Fresno State, as well as the relationships that he built with the players and the coaches on his visit ... had recruiting interest from Troy, Sam Houston State, UC Davis and Nevada ... majoring in business.



33

MAKEI THOMPSON

DB

x-x | xxx | Fr. | 1st Year

San Diego, Calif. (Mira Mesa)

HIGH SCHOOL: Attended Mira Mesa High School ... played cornerback and running back ... was also a contributor on special teams ... was an all-league player ... holds the school's all-time record in rushing yards ... volunteered as a coach for youth football.

PERSONAL: From San Diego, Calif. ... son of Carsel Bester and Kanside Thompson ... has two younger siblings ... enjoys fishing ... had recruiting interest from San Diego State, UC San Diego, Adams State, and Black Hills ... chose to attend Fresno State because he knew that the community would be great, and the team and coaching staff were great.



76

KINGSLEY UGWU

OL

6-5 | 295 | Sr. | 4th Year

Tucson, Ariz. (Sahuaro/Hutchinson/Kansas State)

PRIOR TO FRESNO STATE: Transferred to Fresno State from Kansas State where he was for the 2021-22 seasons ... began his collegiate career at Hutchinson City College ... redshirted in the 2021 season and appeared in one game for the Big 12 Champions in 2022 ... started every game during the spring 2021 season for Hutchinson CC ... earned First Team NJCAA All-America honors as he helped the Blue Dragons earn a perfect 8-0 record and a victory in the NJCAA National Championship ... was a first team all-conference honoree as a sophomore.

HIGH SCHOOL: Played at Sahuaro under head coach Scott McKee... Earned first team all-conference honors... Also competed in discus and shot put - picking up all-state status - in addition to wrestling.

PERSONAL: From Tucson, Ariz. ... son of Chima and Sharon Ugwu ... has two siblings ... father is a former football player and former shot put Olympian ... favorite athlete is Kam Chancellor because he is a great athlete and he hits people hard ... had recruiting interest from Jacksonville State, Liberty, ULM, Northern Arizona, and UTEP ... chose to attend Fresno State because he wanted to be close to home, and needed.



41

NICK VERDUZCO

P

x-x | xxx | RFr. | 2nd Year

Rocklin, Calif. (Del Oro/Old Dominion)

PRIOR TO FRESNO STATE: Spent the 2022 season at Old Dominion ... did not participate ... redshirted.

HIGH SCHOOL: Attended Del Oro High School ... played football and baseball ... named the 2022 Special Teams Player of the Year ... was a first team All-Conference specialist in 2021 ... listed as a 5 star punter ... averaged 42 yards per punt ... volunteered with food drives in the community.

PERSONAL: From Rocklin, Calif. ... son of Mike and Cindy Verdugo ... has one brother, Samuel ... enjoys golfing, skateboarding, hiking and fishing ... favorite athlete is Corey Seager because he is the most consistent hitter in the MLB ... biggest athletic thrill is pinning the other team in their own 10-yard line ... chose to attend Fresno State to be able to be coached by Coach Baxter, one of if not the best special teams coaches in college football.

2022 RESULTS

Date	Opponent	Result	Score	Overall	Conference	Time	Attend
Sept. 1, 2022	Cal Poly	W	35-7	1-0	0-0	3:20	36,011
Sept. 10, 2022	Oregon State	L	35-32	1-1	0-0	3:38	41,031
Sept. 17, 2022	at No. 7 USC	L	45-17	1-2	0-0	3:23	67,226
Oct. 1, 2022	at UConn	L	19-14	1-3	0-0	3:01	20,952
Oct. 8, 2022	at Boise State*	L	40-20	1-4	0-1	3:15	37,663
Oct. 15, 2022	San Jose State*	W	17-10	2-4	1-1	3:48	41,031
Oct. 22, 2022	at New Mexico*	W	41-9	3-4	2-1	2:59	14,667
Oct. 29, 2022	San Diego State*	W	32-28	4-4	3-1	3:19	37,107
Nov. 5, 2022	Hawai'i*	W	55-13	5-4	4-1	3:14	39,005
Nov. 11, 2022	at UNLV*	W	37-30	6-4	5-1	3:25	23,146
Nov. 19, 2022	at Nevada*	W	41-14	7-4	6-1	3:34	12,501
Nov. 25, 2022	Wyoming*	W	30-0	8-4	7-1	3:20	40,214
Dec. 3, 2022	at Boise State	W	28-16	9-4	7-1	3:16	24,037
Dec. 17, 2022	vs. Washington State	W	29-6	10-4	7-1	4:17	32,405

* MW game

TEAM STATISTICS

	FRESNO ST.	OPP
SCORING	428	272
Points Per Game	30.6	19.4
Points Off Turnovers	56	35
FIRST DOWNS	309	257
Rushing	110	109
Passing	175	122
Penalty	24	26
RUSHING YARDAGE	1861	2094
Yards gained rushing	2201	2409
Yards lost rushing	340	315
Rushing Attempts	465	490
Average Per Rush	4.0	4.3
Average Per Game	132.9	149.6
TDs Rushing	28	17
PASSING YARDAGE	3788	2651
Comp-Att-Int	336-473-9	232-434-12
Average Per Pass	8.0	6.1
Average Per Catch	11.3	11.4
Average Per Game	270.6	189.4
TDs Passing	22	14
TOTAL OFFENSE	5649	4745
Total Plays	938	924
Average Per Play	6.0	5.1
Average Per Game	403.5	338.9
KICK RETURNS: #-Yards	30-673	33-588
PUNT RETURNS: #-Yards	13-259	11-93
INT RETURNS: #-Yards	12-141	9-100
KICK RETURN AVERAGE	22.4	17.8
PUNT RETURN AVERAGE	19.9	8.5
INT RETURN AVERAGE	11.8	11.1
FUMBLES-LOST	9-5	15-6
PENALTIES-Yards	63-561	86-735
Average Per Game	40.1	52.5
PUNTS-Yards	52-2161	65-2932
Average Per Punt	41.6	45.1
Net punt average	38.6	37.3
KICKOFFS-Yards	82-5093	63-3591
Average Per Kick	62.1	57.0
Net kick average	41.6	36.3
TIME OF POSSESSION/Game	31:00	28:39
3RD-DOWN Conversions	81/177	73/202
3rd-Down Pct	46%	36%
4TH-DOWN Conversions	7/16	17/36
4th-Down Pct	44%	47%
SACKS BY-Yards	30-195	38-244
MISC YARDS	0	0
TOUCHDOWNS SCORED	53	31
FIELD GOALS-ATTEMPTS	18-26	19-21
ON-SIDE KICKS	1-1	1-3
RED-ZONE SCORES	(51-65) 78%	(36-45) 80%
RED-ZONE TOUCHDOWNS	(35-65) 54%	(22-45) 49%
PAT-ATTEMPTS	(50-52) 96%	(25-26) 96%
2-POINT CONVERSION ATTEMPTS	1-1 (100%)	(2-4) 50%
ATTENDANCE	234,399	200,192
Games/Avg Per Game	6/39067	7/28599
Neutral Site Games	0/0	1/32,405

Score by Quarters	1st	2nd	3rd	4th	OT	Total
Fresno State	110	110	98	110	0	428
Opponents	51	76	63	82	0	272

Field Goals	FGM-FGA	Pct.	01-19	20-29	30-39	40-49	50-59	Lg	Blk
MONTANO, Abraham	12-9	63.2	0-0	6-7	5-8	1-3	0-1	43	1
LYNCH, Dylan	6-7	85.7	0-0	4-4	1-2	1-1	0-0	43	0
Opponents	19-21	90.5	0-0	10-10	4-5	5-6	0-0	48	0

FG Sequence	Fresno St.	Opponents
Cal Poly	40	-
Oregon State	34, (21), (23), (43), (37), 52	-
at No. 7 USC	(23), 48	(41)
at UConn	-	(26), (28)
at Boise State	(35), (29)	(24), (21), (33), (24)
San Jose State	(28)	(24), 32
at New Mexico	(38), (26)	(29), (24), (33)
San Diego State	(35), 28	-
Hawai'i	(31), (25)	48
at UNLV	(26), (23), (29)	(42), (48), (27), (38), (33)
at Nevada	(43), 37, (35)	-
Wyoming	-	-
at Boise State	35	(26), (47), (44)
vs. Washington State	37	-

(parenthesis indicate field goal was made)

Punting	No.	Yds	Avg.	Long	TB	FC	I20	50+	
KING, Carson	52	2161	41.6	64	3	17	15	9	0
TOTAL	52	2161	41.6	64	3	17	15	9	0
Opponents.....	65	2932	45.1	64	6	30	19	17	2

Kickoffs	No.	Yds	Avg.	TB	OB	Retn	Net	YdLn
LYNCH, Dylan	53	3278	61.8	23	1			
MONTANO, Abraham	25	1567	62.7	11	0			
MEONO, Andre	4	248	62.0	0	0			
TOTAL	82	5093	62.1	34	1	34	41.6	23
Opponents.....	63	3591	57.0	20	4	30	36.3	28

Punt Returns	No.	Yds	Avg.	TD	Long
REMIGIO, Nikko	13	259	19.9	2	87
TOTAL	13	259	19.9	2	87
Opponents.....	11	93	8.5	0	38

Kick Returns	No.	Yds	Avg.	TD	Long
REMIGIO, Nikko	21	480	22.9	0	47
SHERROD, Malik	8	175	21.9	0	50
POPE, Zane	1	18	18.0	0	18
TOTAL	30	673	22.4	0	50
Opponents.....	33	588	17.8	0	63



Rushing	G	Att.	Gain	Loss	Net	Avg.	TD	Long	Avg/G
MIMS, Jordan	14	261	1402	30	1372	5.3	18	82	98.0
SHERROD, Malik	14	80	431	3	428	5.4	2	32	30.6
GILLIAM, Elijah	11	17	103	2	101	5.9	1	21	9.2
REMIGIO, Nikko	14	6	44	2	42	7.0	2	13	3.0
FIFE, Logan	11	32	106	71	35	1.1	3	30	3.2
MORENO-CROPPER, Jalen	14	7	35	16	19	2.7	0	27	1.4
BOUST, Jake	14	1	3	0	3	3.0	0	3	0.2
DALENA, Mac	14	1	1	0	1	1.0	0	1	0.1
HENDERSON, Jaylen	2	2	2	4	-2	-1.0	0	2	-1.0
JONES, Ty	12	1	0	3	-3	-3.0	0	0	-0.3
HAENER, Jake	10	45	74	187	-113	-2.5	2	13	-11.3
TOTAL	14	465	2201	340	1861	4.0	28	82	132.9

Opponents	14	490	2409	315	2094	4.3	17	66	149.6
-----------	----	-----	------	-----	------	-----	----	----	-------

Passing	G	Effic	Comp-Att-Int	Pct	Yds	TD	Long	Avg/G
HAENER, Jake	10	158.6	252-350-3	72.0	2896	20	65	289.6
FIFE, Logan	11	127.9	84-120-6	70.0	892	2	75	81.1
Team	14	0.0	0-3-0	0.0	0	0	0	0.0
TOTAL	14	149.9	336-473-9	71.0	3788	22	75	270.6

Opponents	14	109.9	232-434-12	53.5	2651	14	73	189.4
-----------	----	-------	------------	------	------	----	----	-------

Receiving	G	No.	Yards	Avg.	TD	Long	Avg/G
MORENO, CROPPER, Jalen	14	83	1086	13.1	5	75	77.6
REMIGIO, Nikko	14	74	852	11.5	6	39	60.9
POPE, Zane	14	50	623	12.5	4	43	44.5
BROOKS, Erik	14	37	391	10.6	3	39	27.9
MIMS, Jordan	14	21	126	6.0	1	26	9.0
PAUWELS, Raymond	14	21	185	8.8	2	29	13.2
KELLY, Josh	6	12	207	17.3	0	60	34.5
DALENA, Mac	14	11	99	9.0	1	24	7.1
WATSON, Tre	8	8	80	10.0	0	17	10.0
SHERROD, Malik	14	7	51	7.3	0	32	3.6
JONES, Ty	12	6	61	10.2	0	21	5.1
BOUST, Jake	14	5	23	4.6	0	7	1.8
SCHMIDT, Bula	14	1	4	4.0	0	4	0.3
TOTAL	14	336	3788	11.3	22	75	270.6

Opponents	14	232	2651	11.4	14	73	189.4
-----------	----	-----	------	------	----	----	-------

Interceptions	No.	Yds	Avg.	TD	Long
LOCKRIDGE, Cam	5	101	20.2	1	31
LANGLEY, Malachi	2	16	8.0	0	11
EARLY, LJ	2	3	1.5	0	3
PERALES, David	1	21	21.0	0	21
LUX, Bralyn	1	0	0.0	0	0
JOHNSON, Carlton	1	0	0.0	0	0
TOTAL	12	141	11.8	1	31

Opponents	9	100	11.1	0	38
-----------	---	-----	------	---	----

|----- PATS -----|

Scoring	TD	FGs	Kick	Rush	Rcv	Pass	DPX	Saf	Pts
MIMS, Jordan	19	0-0	0-0	0	0	0	0	0	114
MONTANO, Abraham	0	12-19	34-35	0	0	0	0	0	70
REMIGIO, Nikko	10	0-0	0-0	0	0	0	0	0	60
LYNCH, Dylan	0	6-7	15-15	0	0	0	0	0	33
MORENO-CROPPER, Jalen	5	0-0	0-0	0	0	0	0	0	30
POPE, Zane	4	0-0	0-0	0	1	0	0	0	26
BROOKS, Erik	3	0-0	0-0	0	0	0	0	0	18
FIFE, Logan	3	0-0	0-0	0	0	0	0	0	18
SHERROD, Malik	2	0-0	0-0	0	0	0	0	0	12
PAUWELS, Raymond	2	0-0	0-0	0	0	0	0	0	12
HAENER, Jake	2	0-0	0-0	0	0	0	0	0	12
DALENA, Mac	1	0-0	0-0	0	0	0	0	0	6
LOCKRIDGE, Cam	1	0-0	0-0	0	0	0	0	0	6
GILLIAM, Elijah	1	0-0	0-0	0	0	0	0	0	6
PAYNE, Leonard	0	0-0	0-0	0	0	0	0	1	2
MEONO, Andre	0	0-0	1-2	0	0	0	0	0	1
TOTAL	53	18-26	50-52	0	1	1	0	2	428

Opponents	31	19-21	25-26	0	2	2	0	0	272
-----------	----	-------	-------	---	---	---	---	---	-----

Total Offense	G	Plays	Rush	Pass	Total	Avg/G
HAENER, Jake	10	395	-113	2896	2783	278.3
MIMS, Jordan	14	261	1372	0	1372	98.0
FIFE, Logan	11	152	35	892	927	84.3
SHERROD, Malik	14	80	428	0	428	30.6
GILLIAM, Elijah	11	17	101	0	101	9.2
REMIGIO, Nikko	14	6	42	0	42	3.0
MORENO-CROPPER, Jalen	14	7	19	0	19	1.4
BOUST, Jake	13	1	3	0	3	0.2
DALENA, Mac	14	1	1	0	1	0.1
HENDERSON, Jaylen	2	2	-2	0	-2	-1.0
JONES, Ty	12	1	-3	0	-3	-0.3
TOTAL	14	938	1861	3788	5649	403.5

Opponents	14	924	2094	2651	4745	338.9
-----------	----	-----	------	------	------	-------

All Purpose	G	Rush	Rec	PR	KOR	IR	Tot	Avg/G
REMIGIO, Nikko	14	42	852	259	480	0	1633	116.6
MIMS, Jordan	14	1372	126	0	0	0	1498	107.0
MORENO-CROPPER, Jalen	14	19	1086	0	0	0	1105	78.9
SHERROD, Malik	14	428	51	0	175	0	654	46.7
POPE, Zane	14	0	623	0	18	0	641	45.8
BROOKS, Erik	14	0	391	0	0	0	391	27.9
KELLY, Josh	6	0	207	0	0	0	207	20.7
PAUWELS, Raymond	14	0	185	0	0	0	185	13.2
LOCKRIDGE, Cam	13	0	0	0	0	101	101	7.8
GILLIAM, Elijah	11	101	0	0	0	0	101	9.2
DALENA, Mac	14	1	99	0	0	0	100	7.1
WATSON, Tre	8	0	80	0	0	0	80	10.0
JONES, Ty	12	-3	61	0	0	0	58	4.8
FIFE, Logan	11	35	0	0	0	0	35	3.2
BOUST, Jake	13	3	23	0	0	0	26	2.0
PERALES, David	14	0	0	0	0	21	21	1.5
LANGLEY, Malachi	14	0	0	0	0	16	16	1.1
SCHMIDT, Bula	14	0	4	0	0	0	4	0.3
EALRY, LJ	13	0	0	0	0	3	3	0.2
HENDERSON, Jaylen	2	-2	0	0	0	0	-2	-1.0
HAENER, Jake	10	-113	0	0	0	0	-113	-11.3
TOTAL	14	1861	3788	259	673	141	6722	480.1

Opponents	14	2094	2651	93	588	100	5526	394.7
-----------	----	------	------	----	-----	-----	------	-------



Defensive Leaders	GP	----- Tackles -----			TFL/Yds	-Sacks-		--- Pass Def ---		QBH	- Fumbles -		Blkd	
		Solo	Ast	Total		No.-Yards	Int-Yds	BrUp	Rcv-Yds		FF	Kick	Saf	
BAILEY, Levelle	14	54	34	88	5.5-12	0.0-0	0-0	7	1	0-0	1	0	0	
WILLIAMS, Evan	10	54	15	69	6.0-12	1.0-7	0-0	4	2	0-0	0	1	0	
LANGLEY, Malachi	14	40	28	68	3.0-4	1.0-2	2-16	2	2	0-0	0	0	0	
NORRIS JR., Morice	14	36	21	57	8.0-35	1.0-9	0-0	6	1	0-0	1	0	0	
PERALES, David	14	31	16	47	16.0-94	11.5-81	1-21	5	6	0-0	2	0	0	
BRIDGES, Devo	14	27	16	43	6.5-14	2.0-6	0-0	0	4	0-0	0	0	0	
EARLY, L.J.	13	31	9	40	1.0-6	0.0-0	2-3	10	0	0-0	0	0	0	
LOCKRIDGE, Cam	13	26	13	39	3.0-15	1.0-12	5-101	9	0	0-0	0	0	0	
LUX, Bralyn	8	30	5	35	3.0-16	2.0-11	1-0	7	0	0-0	1	0	0	
HUDSON JR., Johnny	14	11	23	34	5.0-10	1.5-2	0-0	1	0	1-0	0	0	0	
GATES, Elijah	8	27	8	35	1.0-12	1.0-12	0-0	2	0	1-0	1	0	0	
SANDERS JR., Cale	13	27	5	32	1.0-1	0.0-0	0-0	6	0	0-0	2	0	0	
JOHNSON, Carlton	7	24	4	28	6.0-22	1.0-7	1-0	6	0	0-0	0	0	0	
JOHNSON, Isaiah	14	14	14	28	2.5-10	1.0-8	0-0	3	3	0-0	0	0	0	
JACKSON, Phoenix	14	10	8	18	0.0-0	0.0-0	0-0	0	0	0-0	0	0	0	
GORDON, Chrishawn	14	11	4	15	1.0-4	0.0-0	0-0	0	0	0-0	0	0	0	
COMSTOCK, Steven	12	10	4	14	0.0-0	0.0-0	0-0	2	0	0-0	0	0	0	
AGINA, Kosi	14	7	7	14	0.0-0	0.0-0	0-0	0	0	0-0	0	0	0	
FOX, Andres	9	4	8	12	1.0-6	1.0-6	0-0	0	1	0-0	0	0	0	
LAWSON, Matt	11	4	8	12	1.5-1	0.0-0	0-0	1	2	1-0	0	0	0	
SCOTT, Raymond	4	7	4	11	1.5-9	1.0-8	0-0	0	0	0-0	0	0	0	
PAYNE, Leonard	11	6	4	10	5.5-25	2.0-18	0-0	0	2	1-0	1	0	1	
JOHNSON, Da'Marcus	9	3	7	10	1.0-4	1.0-4	0-0	0	0	0-0	0	1	0	
LIGHTFOOT, Gavriel	11	8	1	9	2.0-3	1.0-2	0-0	0	1	0-0	0	0	0	
DALENA, Mac	14	6	3	9	0.0-0	0.0-0	0-0	0	0	0-0	0	1	0	
REMLINGER, Charles	14	5	2	7	0.0-0	0.0-0	0-0	0	1	0-0	0	0	0	
HOLMES, Jacob	8	3	2	5	0.0-0	0.0-0	0-0	0	1	1-0	0	0	0	
MELLO, Tyler	9	1	4	5	0.0-0	0.0-0	0-0	0	0	0-0	0	0	0	
HOUSTON, Justin	6	4	1	5	0.0-0	0.0-0	0-0	0	0	0-0	0	0	0	
BLOUNT, Tanner	11	3	2	5	0.0-0	0.0-0	0-0	1	0	0-0	0	0	0	
HAMILTON, Alzillion	14	3	1	4	0.0-0	0.0-0	0-0	5	0	0-0	0	0	0	
WILLIAMS, Jalen	9	0	3	3	0.0-0	0.0-0	0-0	0	0	0-0	0	0	0	
D'AMBRA, Nick	14	3	0	3	0.0-0	0.0-0	0-0	0	0	0-0	0	0	0	
SCHMIDT, Bula	14	2	0	2	0.0-0	0.0-0	0-0	0	0	0-0	0	0	0	
FIELDS, Rian	2	0	2	2	0.0-0	0.0-0	0-0	0	0	0-0	0	0	0	
JONES, Ty	12	1	1	2	0.0-0	0.0-0	0-0	0	0	0-0	0	0	0	
WATSON, Tre	8	2	0	2	0.0-0	0.0-0	0-0	0	0	0-0	0	0	0	
BRANHAM, Zeke	5	0	2	2	0.0-0	0.0-0	0-0	0	0	0-0	0	0	0	
DAVIS, Jayden	1	1	0	1	0.0-0	0.0-0	0-0	0	0	0-0	0	0	0	
PAIT, Emari	4	0	1	1	0.0-0	0.0-0	0-0	0	0	0-0	0	0	0	
GANDY, Julius	2	1	0	1	0.0-0	0.0-0	0-0	0	1	0-0	0	0	0	
ISAIA, Jacob	12	1	0	1	0.0-0	0.0-0	0-0	0	0	0-0	0	0	0	
MONTANO, Abraham	11	1	0	1	0.0-0	0.0-0	0-0	0	0	0-0	0	0	0	
SNIFFEN, John	3	1	0	1	0.0-0	0.0-0	0-0	0	0	0-0	0	0	0	
GRATTON JR., Frankco	1	0	1	1	0.0-0	0.0-0	0-0	0	0	0-0	0	0	0	
JACKS, Jahzon	4	0	1	1	0.0-0	0.0-0	0-0	0	0	0-0	0	0	0	
NOA, Sione	7	1	0	1	0.0-0	0.0-0	0-0	0	0	0-0	0	0	0	
PAUWELS, Raymond	13	0	1	1	0.0-0	0.0-0	0-0	0	0	0-0	0	0	0	
BROOKS, Erik	13	1	0	1	0.0-0	0.0-0	0-0	0	0	0-0	0	0	0	
SAMPSON, TYRONE	12	1	0	1	0.0-0	0.0-0	0-0	0	0	0-0	0	0	0	
GILLIAM, Elijah	11	0	0	0	0.0-0	0.0-0	0-0	0	0	1-0	0	0	0	
NEAL, Julian	3	0	0	0	0.0-0	0.0-0	0-0	1	0	0-0	0	0	0	
LYNCH, Dylan	9	1	0	1	0.0-0	0.0-0	0-0	0	0	0-0	0	0	0	
TOTAL	14	543	292	835	81.0-315	30.0-195	12-141	78	28	6-0	9	3	2	
Opponents	14	539	366	905	72.0-336	38.0-244	9-100	33	28	5-13	6	1	0	

OFFENSIVE GAME-BY-GAME

RUSHING	No-Yds/TD	CP	OSU	USC	UCONN	BSU	SJSU	UNM	SDSU	UH	UNLV	NEV	WYO	BSU	WSU
MIMS, Jordan	261-1372/18	15-75/2	21-122/2	15-114/0	15-39/1	21-61/0	18-71/1	26-165/1	13-32/1	18-123/1	21-70/1	19-156/1	16-52/3	25-83/2	18-209/2
SHERROD, Malik	80-428/2	8-69/0	2-8/0	8-47/1	2-10/0	1-3/0	8-38/0	13-55/1	2-14/0	10-74/0	1-4/0	5-25/0	9-48/0	2-6/0	8-24/0
HAENER, Jake	45--113/2	6--3/0	4-4/0	3--8/0	DNP	DNP	DNP	DNP	9--45/0	4-1/0	1--7/0	5--17/2	3--19/0	5--17/0	5--2/0
FIFE, Logan	32-35/3	-	-	4--7/0	6--14/0	10-23/1	6--16/0	6-49/2	DNP	-	DNP	-	-	DNP	-
GILLIAM, Elijah	17-101/1	2-7/0	DNP	DNP	-	1-5/0	-	4-20/0	-	5-36/1	-	-	4-33/0	1-0/0	DNP
MORENO-CROPPER, Jalen	7-19/0	-	1--3/0	2-18/0	2--2/0	-	1-4/0	-	-	-	-	1-2/0	-	-	-
REMIGIO, Nikko	6-42/2	2-26/1	1-1/0	-	-	1-5/1	1--2/0	-	-	1-12/0	-	-	-	-	-
HENDERSON, Jaylen	2--1/0	DNP	DNP	DNP	DNP	1-2/0	DNP	1--4/0	DNP	DNP	DNP	DNP	DNP	DNP	DNP
BOUST, Jake	1-3/0	-	-	-	-	-	-	-	-	-	1-3/0	-	-	-	-
JONES, Ty	1--3/0	-	-	-	1--3/0	-	-	-	-	DNP	-	-	-	-	-

RECEIVING	No-Yds/TD	CP	OSU	USC	UCONN	BSU	SJSU	UNM	SDSU	UH	UNLV	NEV	WYO	BSU	WSU
MORENO-CROPPER	83-1086/5	7-63/0	8-83/0	8-62/0	5-76/0	2-23/0	7-46/0	9-158/1	6-67/0	5-93/2	8-164/2	7-136/0	3-20/0	5-60/0	4-42/0
REMIGIO, Nikko	74-852/6	9-100/0	6-100/0	1-6/0	4-36/0	2-23/0	6-54/1	5-38/0	10-126/2	5-65/1	5-49/0	6-64/0	5-39/1	5-68/0	5-84/1
POPE, Zane	50-623/4	3-45/0	3-24/0	3-35/0	-	1-5/0	4-55/0	-	10-143/1	5-76/0	2-11/1	5-33/0	6-83/0	4-51/1	4-62/1
BROOKS, Erik	37-391/3	4-52/0	3-21/1	6-89/1	1--4/0	2-15/0	3-35/0	1-10/0	3-23/0	3-40/1	4-22/0	3-42/0	1-6/0	-	3-40/0
PAUWELS JR., Raymond	21-185/2	2-14/1	1-2/0	1-26/0	1-6/0	2-42/0	1-6/0	1-5/0	1-10/0	2-17/0	1-5/0	3-25/1	1-5/0	-	4-22/0
MIMS, Jordan	21-126/1	4-25/1	3-27/0	-	-	4-20/0	1-9/0	-	1-4/0	-	2-2/0	-	1-7/0	3-5/0	2-27/0
KELLY, Josh	12-207/0	3-39/0	4-95/0	-	DNP	DNP	DNP	DNP	-	3-29/0	2-44/0	DNP	DNP	DNP	DNP
DALENA, Mac	11-99/1	-	1-7/0	-	-	-	-	-	-	1-7/0	1-3/0	4-62/1	3-20/0	-	1-0/0
WATSON, Tre	8-80/0	-	-	-	4-39/0	1-6/0	2-31/0	1-4/0	-	DNP	DNP	DNP	DNP	DNP	DNP
SHERROD, Malik	7-51/0	-	-	2-39/0	1-4/0	-	-	-	1-3/0	-	1-3/0	1-1/0	-	-	1-3/0
JONES, Ty	6-61/0	2-29/0	1-8/0	-	-	-	-	1-6/0	2-18/0	DNP	-	-	-	-	-
BOUST, Jake	5-23/0	2-10/0	-	-	-	-	-	-	-	-	2-10/0	-	1-3/0	-	-
SCHMIDT, Bula	1-4/0	-	-	-	-	-	-	1-4/0	-	-	-	-	-	-	-

PASSING

#9 HAENER	Att.	Comp	Int	Pct	Yards	TD	Long	Sack	Yds	Effic
Cal Poly	36	42	0	85.7	377	2	28	3	14	176.8
Oregon State	45	29	0	64.4	360	1	60	1	12	139.0
at No. 7 USC	10	18	1	55.6	117	1	39	2	14	117.4
San Diego State	34	45	2	75.6	394	3	39	7	50	162.2
Hawai'i	24	29	0	82.8	327	4	59	1	3	223.0
at UNLV	28	34	0	82.4	313	3	65	1	7	188.8
at Nevada	29	42	0	69.0	361	2	45	3	19	157.0
Wyoming	21	32	0	65.6	183	1	21	3	19	124.0
at Boise State	17	27	0	63.0	184	1	32	3	26	132.4
vs. Washington State	24	36	0	66.7	280	2	39	3	21	150.0

#10 FIFE	Att.	Comp	Int	Pct	Yards	TD	Long	Sack	Yds	Effic
at No. 7 USC	11	12	0	91.7	140	0	32	3	15	189.7
at UConn	16	22	2	72.7	157	0	32	3	26	114.5
at Boise State	14	25	2	56.0	134	0	29	2	10	85.0
San Jose State	24	32	1	75.0	236	1	24	3	8	141.0
at New Mexico	19	29	1	65.5	225	1	75	0	0	135.2

PUNT RET.	No-Yds/TD	CP	OSU	USC	UCONN	BSU	SJSU	UNM	SDSU	UH	UNLV	NEV	WYO	BSU	WSU
REMIGIO, Nikko	13-259/2	1-7/0	1-27/0	-	1-87/1	-	1-0/0	3-26/0	-	1-4/0	1-16/0	-	1-10/0	3-82/1	-

KICK RET.	No-Yds/TD	CP	OSU	USC	UCONN	BSU	SJSU	UNM	SDSU	UH	UNLV	NEV	WYO	BSU	WSU
REMIGIO, Nikko	21-480/0	2-35/0	3-86/0	4-123/0	1-15/0	4-44/0	1-25	1-33/0	1-30	-	1-18/0	1-14	-	2-57/0	-
SHERROD, Malik	8-175/0	-	-	-	3-54/0	1-21/0	-	-	-	-	3-50/0	-	1-50/0	-	-
POPE, Zane	1-18/0	-	-	-	-	-	-	-	-	-	1-18/0	-	-	-	-

INT RET.	No-Yds/TD	CP	OSU	USC	UCONN	BSU	SJSU	UNM	SDSU	UH	UNLV	NEV	WYO	BSU	WSU
LOCKRIDGE, Cam	3-54/1	-	-	-	-	DNP	-	-	1-28/0	1-31/1	-	-	1-5/0	2-46/0	-
LANGLEY, Malachi	2-16/0	-	-	-	-	1-5/0	-	-	-	-	-	-	1-11/0	-	-
EARLY, LJ	2-3/0	-	-	-	-	-	-	-	-	-	-	1-3/0	-	-	1-0
PERALES, David	1-21/0	-	-	-	-	-	-	-	-	-	-	1-21/0	-	-	-
LUX, Bralyn	1-0/0	-	-	-	-	-	1-0/0	-	-	DNP	DNP	DNP	DNP	DNP	DNP
JOHNSON, Carlton	1-0/0	DNP	DNP	DNP	DNP	DNP	DNP	1-0/0	-	-	-	-	-	-	-



DEFENSIVE LEADERS GAME-BY-GAME

TACKLES	TOTAL	CP	OSU	USC	UCONN	BSU	SJSU	UNM	SDSU	UH	UNLV	NEV	WYO	BSU	WSU
BAILEY, Levelle	88	4-1	7-3	6-1	4-6	3-1	7-1	2-4	1-5	1-5	5-3	3-1	1-0	6-1	4-0
WILLIAMS, Evan	69	6-2	8-1	4-1	DNP	DNP	DNP	DNP	6-2	4-2	7-2	4-0	5-1	3-1	7-0
LANGLEY, Malachi	68	4-3	2-0	2-1	1-3	7-0	1-1	1-1	4-8	1-4	2-1	3-0	2-4	5-1	3-2
NORRIS, Jr., Morice	57	3-3	1-0	1-0	3-1	1-1	2-0	3-1	2-6	3-1	2-3	3-1	3-0	3-1	6-2
PERALES, David	47	1-1	1-1	3-0	3-3	3-2	5-0	1-3	1-0	2-1	3-4	6-0	1-0	-	1-1
BRIDGES, Devo	43	1-2	2-0	3-0	2-2	4-0	2-0	1-2	-	0-1	4-2	1-2	1-3	1-0	6-2
EARLY, L.J.	40	1-1	1-0	3-1	3-2	6-1	3-0	DNP	2-2	0-1	1-0	1-0	1-0	7-0	3-0
LOCKRIDGE, Cam	39	3-0	-	4-1	2-2	DNP	2-0	1-1	1-3	2-0	2-3	2-0	2-2	2-0	2-0
LUX, Bralyn	35	2-0	6-2	6-0	7-1	3-1	3-0	2-1	1-0	DNP	DNP	DNP	DNP	DNP	DNP
GATES, Elijah	35	2-1	1-2	4-1	3-3	8-1	4-0	4-0	DNP	DNP	DNP	DNP	DNP	1-0	DNP
HUDSON JR., Johnny	34	-	-	-	1-1	1-3	3-0	1-1	1-4	0-2	3-3	0-3	1-3	0-1	0-2
SANDERS JR., Cale	32	3-0	3-0	1-0	-	6-1	4-0	4-0	3-1	0-2	2-0	1-1	-	-	DNP
JOHNSON, Isaiah	28	1-0	2-1	-	1-2	1-0	2-2	-	0-1	0-1	0-4	1-1	1-1	4-0	1-1
JOHNSON, Carlton	18	DNP	DNP	DNP	DNP	DNP	DNP	DNP	-	2-0	-	3-0	6-1	5-1	8-2
JACKSON, Phoenix	18	-	-	1-0	1-1	0-4	1-0	0-1	1-0	3-1	-	1-0	-	-	2-1
GORDON, Chrishawn	15	-	1-0	2-1	1-0	2-0	-	2-0	-	1-3	1-0	1-0	-	-	-
COMSTOCK, Steven	14	1-1	-	3-0	0-2	-	-	1-0	-	3-1	1-0	-	-	-	-
AGINA, Kosi	14	-	-	-	0-2	1-0	-	0-1	3-1	2-2	-	-	-	1-1	0-1
LAWSON, Matt	12	1-2	0-1	-	1-2	-	DNP	-	DNP	-	2-2	0-1	-	-	-
FOX, Andres	12	DNP	DNP	-	1-3	1-0	-	1-0	0-1	0-4	DNP	-	1-0	DNP	DNP

TFLS	TOTAL	CP	OSU	USC	UCONN	BSU	SJSU	UNM	SDSU	UH	UNLV	NEV	WYO	BSU	WSU
PERALES, David	16.0	0.5-1	-	2.0-21	-	0.5-1	5.0-34	1.0-1	1.0-5	1.0-2	2.0-9	2.0-15	-	-	1.0-5
NORRIS JR., Morice	8.0	1.5-3	-	-	-	-	-	1.5-13	1.5-3	-	0.5-1	-	1.0-9	0.5-1	1.5-5
BRIDGES, Devo	6.5	-	-	1.0-3	1.0-1	-	1.0-1	-	-	-	1.0-1	-	0.5-2	-	2.0-6
JOHNSON, Carlton	6.0	DNP	DNP	DNP	DNP	DNP	DNP	DNP	-	1.0-7	-	2.0-3	1.0-7	1.0-3	1.0-2
WILLIAMS, Evan	6.0	1.5-2	1.0-1	-	DNP	DNP	DNP	DNP	-	-	0.5-0	1.0-1	0.5-1	0.5-0	1.0-7
PAYNE JR., Leonard	5.5	0.5-0	-	-	1.0-3	DNP	DNP	1.0-15	1.0-3	-	1.0-1	DNP	-	-	1.0-3
BAILEY, Levelle	5.5	-	0.5-0	-	1.0-1	-	0.5-1	2.0-7	0.5-1	1.0-1	-	-	-	-	-
HUDSON JR., Johnny	5.0	-	-	-	1.0-2	0.5-1	2.0-4	1.0-1	-	-	-	-	0.5-2	-	-
LUX, Bralyn	3.0	-	-	-	2.0-14	1.0-2	-	-	-	DNP	DNP	DNP	DNP	DNP	DNP
LANGLEY, Malachi	3.0	2.0-2	-	-	-	-	-	-	-	-	-	-	0.5-1	-	0.5-1
LOCKRIDGE, Cam	3.0	-	-	-	-	-	DNP	1.5-2	-	-	0.5-1	-	-	-	1.0-12
JOHNSON, Isaiah	2.5	-	2.0-10	-	-	-	0.5-1	-	-	-	-	-	-	-	-
LIGHTFOOT, Gavriel	2.0	1.0-2	-	1.0-1	DNP	-	DNP	DNP	-	-	-	-	-	-	-
SCOTT, Raymond	1.5	0.5-1	1.0-8	-	DNP	DNP	-	DNP	DNP	DNP	DNP	DNP	DNP	DNP	DNP
LAWSON, Matt	1.5	0.5-0	0.5-1	-	-	-	DNP	-	DNP	-	0.5-0	-	-	-	-
JOHNSON, D.	1.0	DNP	DNP	1.0-4	DNP	-	DNP	-	-	-	-	-	-	-	-
EARLY, L.J.	1.0	-	-	-	-	1.0-6	-	DNP	-	-	-	-	-	-	-
GATES, Elijah	1.0	-	-	-	-	-	1.0-12	-	DNP	DNP	DNP	DNP	DNP	DNP	DNP
GORDON, Chrishawn	1.0	-	-	-	-	-	-	1.0-4	-	-	-	-	-	-	-
FOX, Andres	1.0	DNP	DNP	-	-	-	-	1.0-6	-	-	-	-	-	-	-
SANDERS, Cale	1.0	-	-	-	-	-	-	-	-	-	1.0-1	-	-	-	DNP

SACKS	TOTAL	CP	OSU	USC	UCONN	BSU	SJSU	UNM	SDSU	UH	UNLV	NEV	WYO	BSU	WSU
PERALES, David	11.5	-	-	2.0-21	-	0.5-1	4.0-33	-	1.0-5	1.0-2	1.0-8	1.0-6	-	-	1.0-5
LUX, Bralyn	2.0	-	-	-	1.0-9	1.0-2	-	-	-	DNP	DNP	DNP	DNP	DNP	DNP
PAYNE, Leonard	2.0	-	-	-	-	DNP	DNP	1.0-15	-	-	-	-	-	-	1.0-3
BRIDGES, Devo	2.0	-	-	-	-	-	-	-	-	-	-	-	-	-	2.0-6
HUDSON, Johnny	1.5	-	-	-	-	0.5-1	-	1.0-1	-	-	-	-	-	-	-
SCOTT, Raymond	1.0	-	1.0-8	-	DNP	DNP	-	DNP	DNP	DNP	DNP	DNP	DNP	DNP	DNP
JOHNSON, Isaiah	1.0	-	1.0-8	-	-	-	-	-	-	-	-	-	-	-	-
LANGLEY, Malachi	1.0	1.0-2	-	-	-	-	-	-	-	-	-	-	-	-	-
JOHNSON, D.	1.0	DNP	DNP	1.0-4	DNP	-	DNP	-	-	-	-	-	-	-	-
LIGHTFOOT, Gavriel	1.0	1.0-2	-	-	DNP	-	DNP	-	-	-	-	-	-	-	-
GATES, Elijah	1.0	-	-	-	-	-	1.0-12	-	DNP	DNP	DNP	DNP	DNP	DNP	DNP
FOX, Andres	1.0	DNP	DNP	-	-	-	-	1.0-6	-	-	DNP	-	-	-	DNP
JOHNSON, Carlton	1.0	DNP	DNP	DNP	DNP	DNP	DNP	DNP	-	1.0-7	-	-	-	-	-
NORRIS Jr., Morice	1.0	-	-	-	-	-	-	-	-	-	-	-	1.0-9	-	-
LOCKRIDGE, Cam	1.0	-	-	-	-	-	-	-	-	-	-	-	-	-	1.0-12
WILLIAMS, Evan	1.0	-	-	-	-	-	-	-	-	-	-	-	-	-	1.0-7

LONG PLAYS (20 OR MORE YARDS)

	FS LONG PLAYS			OPPONENT LONG PLAYS		
	Rush	Pass	Total	Rush	Pass	Total
Cal Poly	2	5	7	1	3	4
Oregon St.	1	6	7	1	4	5
at USC	4	3	7	3	3	6
at UConn	2	3	5	0	1	1
at Boise St.	0	2	2	1	2	3
San Jose St.	1	3	4	0	5	5
at New Mexico	3	2	5	1	0	1
San Diego St.	0	6	6	2	6	8
Hawai'i	4	4	8	1	2	3
at UNLV	0	5	5	2	1	3
at Nevada	2	7	9	3	2	5
Wyoming	0	1	1	0	0	0
at Boise State	0	4	4	0	3	3
vs. Washington St.	4	5	9	0	1	1
TOTALS	23	56	79	15	33	48

PENALTY NUMBERS

	FS PEN-YDS	OPP. PEN.-YDS
	Cal Poly	6-65
Oregon St.	10-67	8-65
at USC	3-17	4-50
at UConn	6-75	8-68
at Boise St.	1-5	3-30
San Jose St.	4-42	7-75
at New Mexico	1-5	4-39
San Diego St.	6-65	8-65
Hawai'i	1-15	3-19
at UNLV	5-38	6-66
at Nevada	3-45	8-60
Wyoming	7-70	9-75
at Boise State	2-20	5-40
vs Washington St.	6-29	7-52

GAME-OPENING DRIVES

	[---Fresno State---]			[----- Opponent -----]		
	Pts.	1st Dwns	Yds.	Pts.	1st Dwns	Yds
Cal Poly	7	4	68	0	0	2
Oregon St.	0	0	8	0	0	4
at USC	0	0	1	7	5	83
at UConn	0	2	32	0	0	8
at Boise St.	0	0	5	7	4	54
San Jose St.	0	0	1	0	2	-1
at New Mexico	3	4	67	3	1	18
San Diego St.	3	3	58	7	4	82
Hawai'i	3	3	56	0	4	44
at UNLV	7	2	48	3	3	51
at Nevada	7	5	65	0	0	8
Wyoming	7	5	66	0	1	20
at Boise State	0	0	6	0	1	30
vs Washington St.	7	3	75	0	0	-5

SECOND HALF-OPENING DRIVES

	[---Fresno State---]			[----- Opponent -----]		
	Pts.	1st Dwns	Yds.	Pts.	1st Dwns	Yds
Cal Poly	0	2	24	0	0	-8
Oregon St.	3	3	49	0	2	23
at USC	0	2	21	6	3	46
at UConn	7	3	62	0	3	55
at Boise St.	3	2	40	0	0	5
San Jose St.	0	0	1	0	2	20
at New Mexico	7	1	75	0	1	7
San Diego St.	0	3	41	0	2	48
Hawai'i	3	3	68	0	1	46
at UNLV	3	3	67	0	0	-4
at Nevada	0	3	64	0	2	61
Wyoming	0	1	11	0	0	8
at Boise State	0	0	-17	3	2	24
vs Washington St.	0	1	14	0	2	32

FRESNO STATE CHUNK PLAYS (76)

Yards	Opponent	Play	Result
82	Nevada	Mims rush	1st Down
75	New Mexico	Fife pass to Moreno-Cropper	TD
65	UNLV	Haener pass to Moreno-Cropper	TD
60	Oregon State	Haener pass to Kelly	1st Down
59	Hawai'i	Haener pass to Moreno-Cropper	TD
48	Washington State	Mims rush	1st Down
45	Oregon State	Haener pass to Moreno-Cropper	1st Down
45	Nevada	Haener pass to Moreno-Cropper	1st Down
43	Hawai'i	Haener pass to Pope	1st Down
42	Oregon State	Mims rush	TD
41	UNLV	Haener pass to Kelly	1st Down
40	USC	Mims rush	1st Down
39	USC	Haener pass to Brooks	TD
39	San Diego State	Haener pass to Pope	1st Down
39	Washington State	Haener pass to Remigio	1st Down
37	San Diego State	Haener pass to Remigio	TD
36	Hawai'i	Haener pass to Remigio	1st Down
34	New Mexico	Mims rush	1st Down
33	Oregon State	Haener pass to Remigio	1st Down
33	UNLV	Haener pass to Moreno-Cropper	TD
32	USC	Sherrod rush	TD
32	USC	Fife pass to Sherrod	1st Down
32	UConn	Fife pass to Moreno-Cropper	1st Down
32	Boise State*	Haener pass to Remigio	1st Down
30	New Mexico	Fife rush	TD
29	Boise State	Fife pass to Pauwels	1st Down
29	San Diego State	Haener pass to Moreno-Cropper	1st Down
29	Washington State	Haener pass to Brooks	1st Down
29	Washington State	Mims rush	1st Down
28	Cal Poly	Haener pass to Moreno-Cropper	1st Down
28	Nevada	Haener pass to Moreno-Cropper	1st Down
27	Cal Poly	Sherrod rush	1st Down
27	USC	Moreno-Cropper rush	1st Down
27	UConn	Fife pass to Remigio	1st Down
27	Nevada	Haener pass to Remigio	1st Down
26	Oregon State	Haener pass to Mim	1st Down
26	USC	Fife pass to Pauwels	1st Down
26	Nevada	Haener pass to Brooks	1st Down
25	Oregon State	Haener pass to Kelly	1st Down
24	Cal Poly	Sherrod rush	1st Down
24	USC	Mims rush	1st Down
24	San Jose St.	Fife pass to Pope	1st Down
24	Hawai'i	Haener pass to Kelly	1st Down
24	Nevada	Haener pass to Dalena	1st Down
24	Washington State	Haener pass to Pope	1st Down
24	Washington State	Mims rush	1st Down
23	Oregon State	Haener pass to Remigio	1st Down
23	UConn	Fife pass to Moreno-Cropper	1st Down
23	Washington State	Haener pass to Mims	1st Down
22	San Jose St.	Fife pass to Brooks	1st Down
22	San Jose St.	Fife pass to Remigio	1st Down
22	San Jose St.	Mims rush	1st Down
22	New Mexico	Mims rush	TD
22	Hawai'i	Mims rush	TD
22	Hawai'i	Sherrod rush	1st Down
22	Nevada	Haener pass to Dalena	TD
22	Nevada	Haener pass to Moreno-Cropper	1st Down
22	Boise State*	Haener pass to Pope	TD
22	Washington State	Haener pass to Pope	TD
22	Washington State	Mims rush	1st Down
21	Cal Poly	Haener pass to Remigio	1st Down
21	Cal Poly	Haener pass to Jones	1st Down
21	Boise State	Fife pass to Remigio	1st Down
21	San Diego State	Haener pass to Pope	1st Down
21	San Diego State	Haener pass to Remigio	TD
21	Hawai'i	Mims rush	1st Down
21	Hawai'i	Gilliam rush	1st Down
21	UNLV	Haener pass to Remigio	1st Down
21	Wyoming	Haener pass to Pope	1st Down
20	Cal Poly	Haener pass to Remigio	1st Down
20	Cal Poly	Haener pass to Pope	1st Down
20	New Mexico	Fife pass to Remigio	1st Down
20	San Diego State	Haener pass to Pope	1st Down
20	UNLV	Haener pass to Moreno-Cropper	1st Down
20	Nevada	Mims rush	1st Down
20	Boise State*	Haener pass to Remigio	1st Down
20	Boise State*	Haener pass to Moreno-Cropper	1st Down

FRESNO STATE SPECIAL TEAMS CHUNK PLAYS (9)

Yards	Opponent	Play	Result
87	UConn	Remigio punt return	TD
70	Boise State*	Remigio punt return	TD
50	Wyoming	Sherrod KO return	WYO27
47	Boise State*	Remigio KO return	FRES47
37	UConn	Sherrod KO return	FRES38
35	USC	Remigio KO return	FRES36
31	Hawai'i	Lockridge INT Return	TD
28	San Diego State	Lockridge INT Return	FRES45
25	Boise State*	Lockridge INT return	BOISE17

Only KO returns of 35 yards or more or INT & PR of 25 yards or more are included

OPPONENT CHUNK PLAYS (47)

Yards	Opponent	Play	Result
66	UNLV	Robbins rush	TD
59	Boise State	Holani rush	1st Down
57	Cal Poly	Jones pass to Coleman	1st Down
52	Boise State*	Green pass to Koetter	TD
49	San Diego State	Mayden pass to Christon	1st Down
44	USC	Jones rush	1st Down
42	Oregon State	Nolan pass to Gould	1st Down
41	UNLV	Brumfield pass to Zeon III	1st Down
41	Nevada	Cox pass to Campbell	1st Down
39	San Jose St.	Cordeiro pass to Cooks	1st Down
37	Nevada	Taua rush	1st Down
36	Oregon State	Bolden rush	TD
35	Boise State	Green pass to Smith	1st Down
35	New Mexico	Holiday rush	1st Down
33	San Diego State	Browning rush	1st Down
33	Hawai'i	Schager pass to Cenacle	1st Down
32	USC	Williams pass to Williams	1st Down
32	San Jose St.	Cordeiro pass to Cooks	TD
32	San Diego State	Mayden pass to Shavers	1st Down
30	Oregon State	Nolan pass to Musgrave	1st Down
29	USC	Williams pass to Bynum	1st Down
29	San Diego State	Mayden pass to Blake	1st Down
28	Cal Poly	Harper rush	1st Down
28	Oregon State	Nolan pass to Musgrave	1st Down
28	San Jose St.	Cordeiro pass to Lockhart	1st Down
28	San Diego State	Mayden rush	TD
28	UNLV	Robbins rush	1st Down
28	Nevada	Cox pass to Casteel	TD
27	San Jose St.	Cordeiro pass to Cooks	1st Down
26	San Jose St.	Cordeiro pass to Braddock	1st Down
26	San Diego State	Mayden pass to Christon	TD
25	USC	Dye rush	TD
25	Boise State	Green pass to Caples	1st Down
24	Hawai'i	Schager rush	1st Down
23	Oregon State	Nolan pass to Irish	1st Down
23	San Diego State	Mayden pass to Shaw	1st Down
22	Cal Poly	Jones pass to Allen	1st Down
22	Hawai'i	Schager pass to Hines	1st Down
22	Boise State*	Green pass to Smith	1st Down
21	San Diego State	Mayden pass to Shavers	1st Down
21	Nevada	Taua rush	1st Down
21	Nevada	Cox rush	1st Down
21	Boise State*	Green pass to Koetter	1st Down
21	Washington State	Ward pass to Riviere	1st Down
20	USC	Dye rush	1st Down
20	USC	Williams pass to Addison	1st Down
20	Cal Poly	Jones pass to Harper	1st Down

OPPONENT SPECIAL TEAMS CHUNK PLAYS (4)

Yards	Opponent	Play	Result
63	New Mexico	Washington KO return	FRES30
38	New Mexico	Wysong punt return	UNM48
38	New Mexico	Haulcy INT return	FRES19
25	UConn	Rosa punt return	FRES47

Only KO returns of 35 yards or more or INT & PR of 25 yards or more are included



2022 GAME-BY-GAME OFFENSIVE STARTERS

DATE	OPPONENT	LT	LG	C	RG	RT	QB	RB	WR	WR	WR	TE
09/01	Cal Poly	Spomer	Sampson	Schmidt	Vavao	Bull	Haener	Mims	Moreno-Cropper	Remigio	Kelly	Boust
09/10	Oregon State	Spomer	Isaia	Schmidt	Vavao	Bull	Haener	Mims	Moreno-Cropper	Remigio	Kelly	Pauwels Jr.
09/17	at No. 7 USC	Spomer	Isaia	Schmidt	Vavao	Bull	Haener	Mims	Moreno-Cropper	Remigio	Kelly	Watson
10/01	at UConn	Spomer	Isaia	Schmidt	Vavao	Taumalolo	Fife	Mims	Moreno-Cropper	Remigio	Pope	Watson
10/08	at Boise State	Spomer	Isaia	Schmidt	Vavao	Bull	Fife	Mims	Moreno-Cropper	Remigio	Dalena	Watson
10/15	San Jose State	Spomer	Velez	Schmidt	Vavao	Bull	Fife	Mims	Moreno-Cropper	Remigio	Jones	Watson
10/22	at New Mexico	Spomer	Sampson	Schmidt	Vavao	Bull	Fife	Mims	Moreno-Cropper	Boust (TE)	Pope	Pauwels Jr.
10/29	San Diego State	Spomer	Sampson	Schmidt	Vavao	Bull	Haener	Mims	Moreno-Cropper	Remigio	Pope	Pauwels Jr.
11/5	Hawai'i	Spomer	Isaia	Schmidt	Vavao	Nelson	Haener	Mims	Moreno-Cropper	Remigio	Pope	Pauwels Jr.
11/11	at UNLV	Spomer	Isaia	Schmidt	Vavao	Nelson	Haener	Mims	Moreno-Cropper	Remigio	Kelly	Boust
11/19	at Nevada	Spomer	Isaia	Schmidt	Vavao	Nelson	Haener	Mims	Moreno-Cropper	Remigio	Pope	Brooks (WR)
11/25	Wyoming	Spomer	Isaia	Schmidt	Vavao	Nelson	Haener	Mims	Moreno-Cropper	Remigio	Pope	Pauwels Jr.
12/03	at Boise State	Spomer	Isaia	Schmidt	Vavao	Nelson	Haener	Mims	Moreno-Cropper	Brooks	Dalena	Boust
12/17	vs Washington St.	Spomer	Isaia	Schmidt	Vavao	Nelson	Haener	Mims	Moreno-Cropper	Remigio	Dalena	Boust

2022 GAME-BY-GAME DEFENSIVE STARTERS

DATE	OPPONENT	DE	DT	DT	DE	LB	LB	NKL	CB	FS	SS	CB
09/01	Cal Poly	Perales	Lightfoot	Bridges	I. Johnson	Bailey	Langley	Norris Jr.	Lux	Williams	Early	Sanders Jr.
09/10	Oregon State	Perales	Lightfoot	Bridges	I. Johnson	Bailey	Langley	Scott (LB)	Lux	Williams	Early	Sanders Jr.
09/17	at No. 7 USC	Perales	Fox	Bridges	I. Johnson	Bailey	Scott	Gates (S)	Lux	Williams	Early	Lockridge
10/01	at UConn	Perales	Holmes	Hudson	Bridges	Bailey	Langley	Norris Jr.	Lux	Comstock	Gates	Lockridge
10/08	at Boise State	Perales	Lightfoot	Hudson	Bridges	Bailey	Langley	Norris Jr.	Lux	Gates	Early	Sanders Jr.
10/15	San Jose State	Perales	Bridges	Hudson	I. Johnson	Bailey	Langley	Norris Jr.	Lux	Gates	Early	Sanders Jr.
10/22	at New Mexico	Perales	Bridges	Hudson	I. Johnson	Bailey	Langley	Norris Jr.	Lux	Gates	Gordon	Sanders Jr.
10/29	San Diego State	Perales	Bridges	Hudson	I. Johnson	Bailey	Langley	Norris Jr.	Lux	Williams	Early	Sanders Jr.
11/5	Hawai'i	Perales	Bridges	Hudson	I. Johnson	Bailey	Langley	Norris Jr.	Lockridge	Williams	Early	Sanders Jr.
11/11	at UNLV	Perales	Bridges	Hudson	I. Johnson	Bailey	Langley	Norris Jr.	Lockridge	Williams	Early	Sanders Jr.
11/19	at Nevada	Perales	Bridges	Hudson	I. Johnson	Bailey	Langley	Norris Jr.	Lockridge	Williams	Early	Sanders Jr.
11/25	Wyoming	Perales	Bridges	Hudson	I. Johnson	Bailey	Langley	Norris Jr.	Lockridge	Williams	Early	C. Johnson
12/03	at Boise State	Bridges	Payne Jr.	Hudson	I. Johnson	Bailey	Langley	Norris Jr.	Lockridge	Williams	Early	C. Johnson
12/17	vs Washington St.	Perales	Bridges	Hudson	I. Johnson	Bailey	Langley	Norris Jr.	Lockridge	Williams	Early	C. Johnson

TEAM PARTICIPATION

#	Name	GP/GS	#	Name	GP/GS	#	Name	GP/GS
0	DALENA, Mac	14/2	20	BAKARE, Simi	3/0	50	SAMPSON JR., Tyrone	13/3
1	REMIGIO, Nikko	14/12	20	LOCKRIDGE, Cam	13/8	50	REMLINGER, Charles	14/0
1	SCOTT, Raymond	4/2	22	COMSTOCK, Steven	14/1	51	VAVAO, Mose	14/14
2	POPE, Zane	14/5	22	SHERROD, Malik	14/0	52	JOHNSON, Da'Marcus	10/0
2	GATES, Elijah	8/5	23	HOLMES, Jacob	9/1	54	SCHMIDT, Bula	14/14
3	BROOKS, Erik	14/2	24	GORDON, Chrishawn	14/1	54	NOA, Sione	8/0
3	HAMILTON, Alzillion	14/0	25	PAIT, EMARI	4/0	55	PAYNE JR., Leonard	11/1
4	EDWARDS, Emoryie	5/0	26	BATTON, Isaiah	2/0	63	TAUMALOLO, Daniel	11/1
4	FOX, Andres	9/1	27	EARLY, L.J.	13/11	69	SPOMER, Jacob	14/14
5	BRIDGES, Devo	14/14	29	DAVIS, Jayden	1/0	71	FULLWOOD, Rolan	3/0
5	MORENO-CROPPER, Jalen	14/14	30	BLOUNT, Tanner	12/0	72	BULL, Dontae	7/7
6	BAILEY, Levelle	14/14	31	JACKSON, Phoenix	14/0	73	ISAIA, Jacob	14/10
7	MIMS, Jordan	14/14	32	WILLIAMS, Evan	10/10	74	POLENDO, Julian	8/0
7	STRONG, Reggie	7/0	33	LUX, Bralyn	8/8	75	NELSON, Braylen	9/6
8	JONES, Ty	13/1	35	LANGLEY, Malachi	14/13	77	PENRIGHT, Toreon	8/0
8	WILLIAMS, Jalen	7/0	36	D'AMBRA, Nick	14/0	78	VELEZ, Osmar	10/1
9	HAENER, Jake	10/10	40	JOHNSON, Carlton	7/3	80	HARTSFIELD, Zach	12/0
10	AGINA, Kosi	14/0	40	MUNOZ, Michael	14/0	81	BROWN, Jordan	1/0
10	FIFE, Logan	10/4	41	MEONO, Andre	1/0	84	WATSON, Tre	8/4
11	KELLY, Josh	6/4	42	MELLO, Tyler	9/0	86	BOUST, Jake	14/5
11	SANDERS JR., Cale	13/9	43	NORRIS JR., Morice	14/12	87	PAUWELS, Jr., Raymond	14/5
15	HENDERSON, Jaylen	2/0	44	SNIFFEN, John	3/0	89	TORRES, Jared	6/0
15	NEAL, Julian	2/0	45	KING, Carson	14/0	91	LAWSON, Matt	12/0
17	BEACHEM, Kamron	11/0	46	LYNCH, Dylan	9/0	92	LIGHTFOOT, Gavriel	11/3
17	HUDSON JR., Johnny	14/11	48	MONTANO, Abraham	12/0	94	GANDY, Julius	2/0
18	JOHNSON, Isaiah	14/12	49	GILLIAM, Elijah	12/0	97	JACKS, Jahzon	4/0
18	MOSS, Jalen	1/0				99	PERALES, David	14/13





2022-23 Fresno St. Football
Team Game-by-Game
All games
Page 1/2
as of Jul 05, 2023

Date	Opponent	Rushing			Receiving			Passing			Kick Returns			Punt Returns			tot					
		no.	yds	td	lg	no.	yds	td	lg	cmp-att-int	yds	td	lg	no.	yds	td		lg				
09/01/2022	Cal Poly	33	174	3	27	36	377	2	28	36-43-0	377	2	28	2	35	0	19	1	7	0	7	551
09/10/2022	Oregon St.	29	132	2	42	29	360	1	60	29-46-0	360	1	60	3	86	0	30	1	27	0	27	492
09/17/2022	at Southern California	32	164	1	40	21	257	1	39	21-30-1	257	1	39	4	123	0	35	0	0	0	0	421
10/01/2022	at UConn	26	30	1	9	16	157	0	32	16-22-2	157	0	32	4	69	0	37	1	87	1	87	187
10/08/2022	at Boise St.	35	99	2	7	14	134	0	29	14-26-2	134	0	29	5	65	0	21	0	0	0	0	233
10/15/2022	San Jose St.	36	98	1	22	24	236	1	24	24-32-1	236	1	24	1	25	0	25	1	0	0	0	334
10/22/2022	at New Mexico	50	285	4	34	19	225	1	75	19-29-1	225	1	75	1	33	0	33	3	26	0	14	510
10/29/2022	San Diego St.	26	-3	1	12	34	394	3	39	34-45-2	394	3	39	1	30	0	30	0	0	0	0	391
11/05/2022	Hawaii	39	245	2	22	24	327	4	59	24-29-0	327	4	59	0	0	0	0	1	4	0	4	572
11/11/2022	at UNLV	26	68	1	6	28	313	3	65	28-34-0	313	3	65	5	86	0	18	1	16	0	16	381
11/19/2022	at Nevada	33	163	3	82	29	361	2	45	29-42-0	361	2	45	1	14	0	14	0	0	0	0	524
11/25/2022	Wyoming	34	114	3	18	21	183	1	21	21-32-0	183	1	21	1	50	0	50	1	10	0	10	297
12/03/2022	at Boise St.	35	61	2	14	17	184	1	32	17-27-0	184	1	32	2	57	0	47	3	82	1	70	245
12/17/2022	vs Washington St.	32	221	2	48	24	280	2	39	24-36-0	280	2	39	0	0	0	0	0	0	0	0	501
Fresno St.	466	1851	28	82	336	3788	22	75	336-473-9	3788	22	75	30	673	0	50	13	259	2	87	5639	
Opponents	490	2094	17	66	232	2651	14	73	232-434-12	2651	14	73	33	588	0	63	11	93	3	259	8745	

Fresno St. Averages

Games	Avg/ rush	Avg/ catch	Pass effc	KR avg	PR avg	All purpose avg/game	Total offense avg/game
14	4.0	11.3	149.9	22.4	19.9	479.4	402.8

Date	Opponent	Tackles		Sacks	Fumble	Pass Defense		kick	kick/rush/rcv/saf	off									
		a	total			int-yds	qb/brup												
09/01/2022	Cal Poly	38	20	58	8.0-12	2-4	0-0	0-0	3-5	0-0	0-0	0-0	35						
09/10/2022	Oregon St.	42	12	54	5.0-21	2-16	1-0	0-0	1-8	0-0	2-3	0-0	32						
09/17/2022	at Southern California	50	8	58	5.0-29	3-25	0-0	0-0	2-0	0-0	2-2	0-0	17						
10/01/2022	at UConn	41	42	83	6.0-21	1-9	2-0	0-0	2-0	0-0	2-2	0-0	14						
10/08/2022	at Boise St.	54	18	72	3.0-10	2-4	1-0	0-0	2-0	0-0	2-2	0-0	7-20						
10/15/2022	San Jose St.	44	4	48	10.0-52	5-45	0-0	0-0	1-0	1-12	0-2	0-0	17						
10/22/2022	at New Mexico	29	20	49	10.0-49	3-22	1-0	0-0	3-0	0-0	5-0	0-0	41						
10/29/2022	San Diego St.	33	38	71	4.0-12	1-5	3-0	0-0	2-2	2-3	0-3	1-0	7-32						
11/05/2022	Hawaii	27	40	67	3.0-10	2-9	0-0	0-0	1-31	9-7	1-1	3-7	0-0	7-55					
11/11/2022	at UNLV	38	28	66	7.0-14	1-8	0-0	0-0	6-0	4-4	0-0	0-0	37						
11/19/2022	at Nevada	36	10	46	5.0-19	1-6	1-0	2-24	4-13	0-0	5-5	0-0	14-41						
11/25/2022	Wyoming	28	20	48	4.0-21	1-9	0-0	2-6	4-4	2-4	2-4	0-0	1-7-30						
12/03/2022	at Boise St.	38	14	52	2.0-4	0-0	0-0	2-47	4-8	0-0	4-4	0-0	14-28						
12/17/2022	vs Washington St.	45	18	63	9.0-41	6-33	0-0	1-0	3-0	3-4	0-0	1-0	29						
Fresno St.	543	292	835	81.0-315	30-195	9	6-0	12-141	28	33	1	25-26	0	2	1	2	56	428	
Opponents	540	366	906	73.0-346	39-254	6	5-13	9-100	28	33	1	25-26	0	2	0	2	0	35	272

Date	Opponent	Punting				Field Goals				Kickoffs								
		no.	yds	avg	long	blk	td	fc	50+	i20	md-att	long	blk	no.	yds	avg	tb	ob
09/01/2022	Cal Poly	4	173	43.3	50	0	1	2	1	2	0-1	0	0	6	390	65.0	6	0
09/10/2022	Oregon St.	2	80	40.0	48	0	0	0	1	1	4-6	43	0	8	495	61.9	3	0
09/17/2022	at Southern California	2	71	35.5	36	0	0	0	1	0	1-2	23	0	4	256	64.0	2	0
10/01/2022	at UConn	5	230	46.0	52	0	0	2	3	0-0	0	0	0	3	182	60.7	0	0
10/08/2022	at Boise St.	5	190	38.0	46	0	0	2	0	1	2-2	35	0	4	254	63.5	1	0
10/15/2022	San Jose St.	7	318	45.4	64	0	1	3	2	1	1-1	28	0	4	235	58.8	1	0
10/22/2022	at New Mexico	2	96	48.0	55	0	0	1	0	1	2-2	38	0	7	441	63.0	4	0
10/29/2022	San Diego St.	3	108	36.0	42	0	0	0	0	1	1-2	35	1	5	278	55.6	0	0
11/05/2022	Hawaii	1	26	26.0	26	0	0	0	0	0	2-2	31	0	10	617	61.7	3	0
11/11/2022	at UNLV	0	0	0.0	0	0	0	0	0	0	3-3	29	0	8	519	64.9	6	0
11/19/2022	at Nevada	3	120	40.0	42	0	0	1	0	2	2-3	43	0	8	509	63.6	3	0
11/25/2022	Wyoming	7	305	43.6	54	0	0	3	2	2	0-0	0	0	5	309	61.8	3	0



2022-23 Fresno St. Football
Team Game-by-Game
All games
Page 2/2
as of Jul 05, 2023

Date	Opponent	Punting				Field Goals				Kickoffs								
		no.	yds	avg	long	blk	td	fc	50+	i20	md-att	long	blk	no.	yds	avg	tb	ob
12/03/2022	at Boise St.	7	290	41.4	59	0	1	2	1	0	0-1	0	0	5	299	59.8	2	1
12/17/2022	vs Washington St.	4	154	38.5	49	0	0	3	0	2	0-1	0	0	5	309	61.8	0	0
Fresno St.	52	2161	41.6	64	0	3	17	9	15	18-26	43	1	82	5093	62.1	34	1	
Opponents	65	2932	45.1	64	2	6	30	17	19	19-21	48	0	63	3591	57.0	20	4	



2022-23 Fresno St. Football
Opponents Game-by-Game
All games
Page 1/2
as of Jul 05, 2023

Date	Opponent	Rushing			Receiving			Passing			Kick Returns			Punt Returns			tot				
		no.	yds	td	lg	no.	yds	td	lg	cmp-att-int	yds	td	lg	no.	yds	td		lg			
09/01/2022	Cal Poly	30	106	0	28	20	211	1	57	20-36-0	211	1	57	0	0	0	0	0	0	0	317
09/10/2022	Oregon St.	37	178	4	36	14	219	1	42	14-27-0	219	1	42	4	65	0	23	0	0	0	397
09/17/2022	at Southern California	38	233	4	44	25	284	2	32	25-37-0	284	2	32	2	30	0	17	0	0	0	517
10/01/2022	at UConn	55	183	1	22	8	130	1	40	8-16-0	130	1	40	3	46	0	19	2	25	0	313
10/08/2022	at Boise St.	52	316	2	59	10	127	2	35	10-18-1	127	2	35	3	65	0	24	1	8	0	443
10/15/2022	San Jose St.	23	32	0	19	22	302	1	39	22-46-1	302	1	39	2	23	0	14	0	0	0	334
10/22/2022	at New Mexico	27	87	0	35	9	51	0	15	9-17-0	51	0	15	3	95	0	63	2	38	0	138
10/29/2022	San Diego St.	38	158	2	33	19	291	2	49	19-25-2	291	2	49	5	70	0	27	3	-2	0	449
11/05/2022	Hawaii	34	158	1	24	20	204	1	33	20-40-1	204	1	33	3	45	0	20	0	0	0	362
11/11/2022	at UNLV	39	219	2	66	18	172	0	41	18-33-0	172	0									

GAME RECAPS

Game #1

Fresno State vs. Cal Poly
Sept. 1, 2022 • Valley Children's Stadium • Fresno, Calif.

SCORE BY QUARTERS	1	2	3	4	OT	FINAL
Cal Poly	0	7	0	0		7 (0-1, 0-0 Big Sky)
Fresno State	21	0	7	7		35 (1-0, 0-0 MW)

SCORING SUMMARY			Plays	TOP	Score
FS	1st	08:37	MIMS 1-yd rush (MONTANO kick)	10-68	4:40 0-7
FS	1st	03:54	REMIGIO 13-yd rush (MONTANO kick)	9-93	3:49 0-14
FS	1st	00:29	MIMS 1-yd rush (MONTANO kick)	6-75	2:06 0-21
CP	2nd	11:54	ALLEN 9-yd pass from JONES (OHLSEN kick)	9-75	3:35 7-21
FS	3rd	08:53	MIMS 19-yd pass from HAENER (MONTANO kick)	3-34	1:05 7-28
FS	4th	12:11	PAUWELS 8-yd pass from HAENER (MONTANO kick)	16-95	6:52 7-35

TEAM STATS	Cal Poly	Fresno St.
FIRST DOWNS	17	33
Rushing Attempts-Yds	30-106	33-172
Passing cmp-att-yds	20-38-211	36-43-377
Total plays-yards	68-317	76-549
Fumbles-Lost	0-0	0-0
Penalties-Yards	8-36	6-65
PUNTS-YARDS	5-225	4-173
Average	45.0	43.2
Net	39.6	38.2
Punt returns: Number-Yards-TD	0-0-0	1-7-0
Kickoff returns: Number-Yds-TD	0-0-0	2-35-0
Interceptions: Number-Yds-TD	0-0-0	0-0-0
Fumble Returns: Number-Yds-TD	0-0-0	0-0-0
Time of Possession	26:19	33:41
3rd Down	4 of 14	5 of 10
4th Down	2 of 5	1 of 1
Sacks By: Number-Yards	3-14	1-2
Points off turnovers	0	0

Individual Leaders

Rushing (att-yds-TD):
FS - Mims (15-73-2)
CP - Jones (9-59-0)

Passing (cmp-att-int-yds-TD):
FS - Haener (36-42-0-377-2)
CP - Jones (20-38-0-211-1)

Receiving Yards (no-yds-TD):
FS - Remigio (9-100-0)
CP - Allen (6-52-1)

Defense (ST-AT-TF-TFL-Sack):
FS - Williams (6-2-8-1.5-0.0)
CP - Jones (6-0-6-1.0-0.0+)

Interceptions (no-yds-TD):
FS - N/A
CP - N/A

FRESNO, Calif. - The Fresno State football team opened up the second wave of the Jeff Tedford era with a 35-7 win over Cal Poly in front of 36,011 Bulldog fans at Valley Children's Stadium on Thursday night. The Bulldogs posted 549 yards of total offense, powered by 377 yards from the arm of Jake Haener.

HOW IT HAPPENED

Getting off to a hot start and holding the ball for over 10 minutes in the first quarter, the Bulldogs scored on their first three offensive drives of the contest.

After forcing a three-and-out on Cal Poly's opening drive, the 'Dogs used a 10-play, 68-yard drive that was punctuated by a 1-yard touchdown run by Jordan Mims. With the defense forcing another three-and-out, the Bulldogs pushed their lead to 14-0 with a nine-play, 93-yard drive that saw newcomer Nikko Remigio scamper for a 13-yard scoring run. The high-scoring quarter was finished out by a second touchdown run from Mims that pushed the 'Dogs lead to 21-0.

Putting together their lone scoring drive of the contest, Cal Poly closed out the first quarter and opened the second with a nine-play, 75-yard drive that ended with a nine-yard touchdown reception from Jadan Jones to Bryson Allen.

Adding to their lead in the second half, the 'Dogs scored on two of their four drives in the second half as a third touchdown by Mims, this time a 19-yard catch and scamper down the left sideline in the third quarter, followed by an eight-yard score from Raymond Pauwels Jr. in the fourth quarter rounded out the scoring. The Bulldogs defense came up with two key defensive stops deep in Fresno State territory in the second half that helped keep the Mustangs to single digits.



Game #2

Fresno State vs. Oregon State
Sept. 10, 2022 • Valley Children's Stadium • Fresno, Calif.

SCORE BY QUARTERS	1	2	3	4	OT	FINAL
Oregon State	7	7	7	14		35 (2-0, 0-0 Pac-12)
Fresno State	7	6	10	9		32 (1-1, 0-0 MW)

SCORING SUMMARY			Plays	TOP	Score
OSU	1st	5:39	COLLETTO 2yd rush (HAYES kick)	13-47	6:52 7-0
FS	1st	2:19	MIMS 42yd rush (MONTANO kick)	6-68	3:14 7-7
OSU	2nd	8:57	BOLDEN 36yd rush (HAYES kick)	4-80	1:49 14-7
FS	2nd	3:04	MONTANO 21yd FG	13-67	5:45 14-10
FS	2nd	00:05	MONTANO 23yd FG	8-30	1:52 14-13
FS	3rd	10:21	MONTANO 43yd FG	11-49	4:39 14-16
FS	3rd	6:04	MIMS 11yd rush (MONTANO kick)	4-80	1:21 14-23
OSU	3rd	4:04	FENWICK 4yd rush (HAYES kick)	5-77	1:54 21-23
FS	4th	10:31	MONTANO 37yd FG	8-49	3:01 21-26
OSU	4th	1:50	HARRISON 17 yd pass from NOLAN (BOLDEN pass from NOLAN)	5-66	2:29 29-26
FS	4th	1:05	BROOKS 4yd pass from HAENER	5-75	0:45 29-32
OSU	4th	00:00	COLLETTO 2yd rush	7-73	00:58 35-32

TEAM STATS	Oregon St.	Fresno St.
FIRST DOWNS	23	24
Rushing Attempts-Yds	37-178	29-132
Passing cmp-att-yds	14-27-219	29-46-360
Total plays-yards	64-397	75-492
Fumbles-Lost	1-0	0-0
Penalties-Yards	8-65	10-67
PUNTS-YARDS	5-239	2-80
Average	47.8	40.0
Net	38.4	40
Punt returns: Number-Yards-TD	0-0-0	1-27-0
Kickoff returns: Number-Yds-TD	4-65-0	3-86-0
Interceptions: Number-Yds-TD	0-0-0	0-0-0
Fumble Returns: Number-Yds-TD	0-0-0	0-0-0
Time of Possession	26:50	33:10
3rd Down	2 of 10	6 of 14
4th Down	2 of 3	0 of 0
Sacks By: Number-Yards	1-12	2-16
Points off turnovers	0	0

Individual Leaders

Rushing (att-yds-TD):
FS - Mims (21-122-2)
OSU - Fenwick (19-102-1)

Passing (cmp-att-int-yds-TD):
FS - Haener (29-45-0-360-1)
OSU - Nolan (14-27-0-219-1)

Receiving Yards (no-yds-TD):
FS - Remigio (6-100-0)
OSU - Musgrave (5-80-0)

Defense (ST-AT-TF-TFL-Sack):
FS - Bailey (7-3-10-0.5-0.0)
OSU - Olladapo (12-3-15-1.5-1.0)

Interceptions (no-yds-TD):
FS - N/A
OSU - N/A

FRESNO, Calif. - Fresno State suffered a 35-32 loss to Oregon State in the final seconds on Saturday night at Valley Children's Stadium. The Bulldogs move to 1-1 on the season.

How It Happened

The visiting Beavers got the scoring started in the first quarter with a two-yard rushing touchdown, but the 'Dogs quickly answered back with a six-play, 68-yard drive that saw Jordan Mims punch it in from 42 yards out.

The Beavers responded with a touchdown of their own, but the Bulldogs stayed close with back-to-back drives to end the first half resulting in field goals from kicker Abraham Montano hitting from 21 yards and 23 yards, respectively.

Opening the second half with the ball, the 'Dogs continued to move it offensively putting together an 11-play, 49-yard drive that chewed up more than four-and-half minutes off the clock and saw Montano connect from 43 yards out and put Fresno State ahead, 16-14.

The Bulldogs kept the pedal to the metal on their next drive with a quick four-play, 80-yard drive in 81 seconds that saw Mims get into the end zone for the second time in the contest, this time an 11-yard scoring scamper that extended the 'Dogs lead to 23-14.

The Beavers quickly answered back marching down the field in under two minutes to trim the 'Dogs lead back down to two, but Montano again came through with his fourth field goal of the night connecting from 37 yards out to put the Bulldogs ahead 26-21 with 10:31 to play in the fourth quarter.

After forcing a turnover on downs by the Beavers, the 'Dogs looked to extend their lead to eight on a 52-yard attempt by Montano, but his kick sailed right. Oregon State capitalized marching down the field in 1:50 to score on a 17-yard reception from Chance Nolan to Tre' Shaun Harrison and added a successful two-point conversion to Silas Bolden to put the Beavers ahead, 29-26.

The 'Dogs would not go away going on a quick five-play, 75-yard drive in 45 seconds that ended with Jake Haener connecting with Erik Brooks on a four-yard score to take a 32-29 lead as Montano's point after attempt sailed right.

Taking a three-point lead into the final 58 seconds of regulation, the Beavers used every single second remaining on the clock heading down the field on a seven-play, 73-yard drive that saw linebacker-turned wildcat back Jack Colletto punch it from two yards out as time expired for the walk-off win for the Beavers.



GAME RECAPS

Game #3

Fresno State at No. 7 USC

Sept. 17, 2022 • Los Angeles Memorial Coliseum • Los Angeles, Calif.

SCORE BY QUARTERS	1	2	3	4	OT	FINAL	
Fresno State	0	10	7	0		17	(1-2, 0-0 MW)
No. 7 USC	14	7	17	10		45	(3-0, 1-0 Pac-12)

SCORING SUMMARY

	Plays	TOP	Score
USC 1st 10:05 ADDISON 2yd pass from C.WILLIAMS (LYNCH kick)	12-83	4:55	0-7
USC 1st 3:35 C.WILLIAMS 8yd rush (LYNCH kick)	12-65	5:26	0-14
FS 2nd 14:52 MONTANO 23yd field goal	10-70	3:43	3-14
USC 2nd 8:04 C.WILLIAMS 1y rush (LYNCH kick)	15-83	6:42	3-21
FS 2nd 6:30 BROOKS 39yd pass from HAENER (MONTANO kick)	5-75	1:34	10-21
USC 3rd 11:14 JONES 3yd rush (LYNCH kick)	5-46	1:54	10-28
FS 3rd 9:04 SHERROD 32yd rush (MONTANO kick)	5-71	2:04	17-28
USC 3rd 7:13 DYE 25yd rush (LYNCH kick)	4-75	1:51	17-35
USC 4th 14:44 EPPS 10yd pass from C. WILLIAMS (LYNCH kick)	10-70	3:46	17-42
USC 4th 4:09 LYNCK 41yd field goal	9-61	5:20	17-45

TEAM STATS

	Fresno St.	USC
FIRST DOWNS	23	29
Rushing Attempts-Yds	32-164	38-233
Passing cmp-att-yds	21-30-257	25-37-284
Total plays-yards	62-421	75-517
Fumbles-Lost	1-1	1-0
Penalties-Yards	3-17	4-50
PUNTS-YARDS	2-71	2-80
Average	35.5	40.0
Net	35.5	40
Punt returns: Number-Yards-TD	0-0-0	0-0-0
Kickoff returns: Number-Yds-TD	4-123-0	2-30-0
Interceptions: Number-Yds-TD	0-0-0	1-0-0
Fumble Returns: Number-Yds-TD	0-0-0	0-0-0
Time of Possession	25:52	34:08
3rd Down	3 of 10	6 of 12
4th Down	1 of 3	3 of 3
Sacks By: Number-Yards	3-25	5-29
Points off turnovers	0	0

Individual Leaders

Rushing (att-yds-TD):
 FS - Mims (15-114-0)
 USC - Jones (12-110-1)
Passing (cmp-att-int-yds-TD):
 FS - Fife (11-12-0-140-0)
 USC - C. Williams (25-37-0-284-2)
Receiving Yards (no-yds-TD):
 FS - Brooks (6-89-1)
 USC - M. Williams (6-77-0)
Defense (ST-AT-TT-TFL-Sack):
 FS - Bailey (6-1-7-0-0-0)
 USC - Gentry (5-0-5-0-0-0)
Interceptions (no-yds-TD):
 FS - N/A
 USC - Epps (1-0-0)

LOS ANGELES - The Fresno State football team fell 45-17 at No. 7 USC (3-0, 1-0 Pac-12) at the Los Angeles Memorial Coliseum on Saturday night, battling key injuries throughout the night on both sides of the ball. Fresno State falls to 1-2 on the season, with its bye week ahead of it.

How It Happened

With USC scoring on each of its first two offensive drives, the Bulldogs fell behind 14-0 early. The offense began to find their footing on a 10-play, 70-yard drive that ended with Fresno State putting points on the board as kicker Abraham Montano connected from 23 yards out.

The Trojans responded with a lengthy 15-play, 83-yard drive that took over six-and-half minutes off the clock and put USC ahead 21-3.

The 'Dogs returned to work quickly on their next drive, blazing down the field in 84 seconds as Jake Haener connected with Erik Brooks for a 39-yard touchdown. The Corona, Calif. native found the left corner of the endzone to cut the Trojans' lead to 21-0.

Opening the second half with the ball, the 'Dogs got off to a promising start, but a fumble by Haener and recovery by the Trojans halted the early momentum. USC took advantage of the Bulldogs blunder going on a five-play, 46-yard drive that ended with a three-yard rushing touchdown to go up 28-10.

Not going away, the Bulldogs quickly answered back with a five-play, 71-yard drive that saw running back Malik Sherrod rush up the middle for a 32-yard touchdown.

The Trojans responded with back-to-back touchdowns to take a 42-17 lead and added a late field goal for the final score.



Game #4

Fresno State at UConn

Oct. 1, 2022 • Pratt & Whitney Stadium at Rentschler Field • East Hartford, Conn.

SCORE BY QUARTERS	1	2	3	4	OT	FINAL	
Fresno State	0	7	7	0		14	(1-3, 0-0 MW)
UConn	3	3	6	7		19	(2-4)

SCORING SUMMARY

	Plays	TOP	Score
CONN 1st 4:06 RUELAS 26yd FG	8-24	3:15	0-3
FS 2nd 9:33 REMIGIO 87yd punt return (MONTANO kick)			7-3
CONN 2nd 4:51 RUELAS 28yd FG	9-76	4:37	7-6
FS 3rd 12:50 MIMS 17d rush (MONTANO kick)	5-62	2:03	17-6
CONN 3rd 5:18 A. TURNER 5yd pass by Z. Turner (FLYNN pass from Turner failed)	6-19	2:43	14-12
CONN 4th 2:20 HOUSTON 17yd rush (RUELAS kick)	11-94	6:06	14-19

TEAM STATS

	Fresno St.	UConn
FIRST DOWNS	14	20
Rushing Attempts-Yds	26-30	55-183
Passing cmp-att-yds	16-22-157	8-16-130
Total plays-yards	48-187	71-313
Fumbles-Lost	2-1	2-2
Penalties-Yards	6-75	8-68
PUNTS-YARDS	5-230	5-225
Average	46.0	45.0
Net	41	27.6
Punt returns: Number-Yards-TD	1-87-1	2-25-0
Kickoff returns: Number-Yds-TD	4-69-0	3-46-0
Interceptions: Number-Yds-TD	0-0-0	2-24-0
Fumble Returns: Number-Yds-TD	0-0-0	0-0-0
Time of Possession	23:24	36:36
3rd Down	0 of 7	8 of 17
4th Down	0 of 2	2 of 2
Sacks By: Number-Yards	1-9	2-14
Points off turnovers	0	6

Individual Leaders

Rushing (att-yds-TD):
 FS - Mims (15-39-1)
 UCONN - Houston (23-105-1)
Passing (cmp-att-int-yds-TD):
 FS - Fife (16-22-2-157-0)
 UCONN - Turner (8-15-0-130-1)
Receiving Yards (no-yds-TD):
 FS - Moreno-Cropper (5-76-0)
 UCONN - July (3-34-0)
Defense (ST-AT-TT-TFL-Sack):
 FS - Bailey (4-6-10-1-0-0)
 UCONN - Dixon-Williams (5-3-8-0-0-0)
Interceptions (no-yds-TD):
 FS - N/A
 UCONN - 2 players

EAST HARTFORD, Conn. - Fresno State (1-3) fell 19-14 at UConn (2-4) on Saturday evening at Pratt & Whitney Stadium at Rentschler Field.

Fresno State saw touchdown scores by seniors Nikko Remigio and Jordan Mims, and a 10-tackle performance again by senior linebacker Levelle Bailey.

"Conference play is about to start and we need to get a lot better," said head coach Jeff Tedford. "We had a couple offensive linemen go down during the game. We need definitely need a gut check on who we are and what we are doing. We need to be tougher in tight games. We had too many penalties and we didn't execute well enough. We are going back to the drawing board before we start conference play."

How it happened

The first quarter was dull with just 72 yards of total offense by both teams combined. UConn had a 3-0 lead at the end of the opening quarter.

Fresno State got its spark on special teams as Nikko Remigio returned a punt 87 yards for a touchdown, giving Fresno State a 7-3 lead into the locker room at the half.

The Bulldogs came out firing from the break, stringing together a five play, 62-yard scoring drive over 2:03. Running back Jordan Mims punched it in from the wildcat play at the one yard line. Fresno State recovered its second fumble of the game, but UConn quickly got the ball back off an interception and turned that into points with a 5-yard touchdown pass. UConn opted for the two-point conversion, but was not successful to leave Fresno State with a 14-12 lead with 5:18 left in the third.

UConn would score the only points of the fourth quarter with a late 17-yard touchdown run by Devontae Houston to cap its 19-14 victory.



GAME RECAPS

Game #5

Fresno State at Boise State

Oct. 8, 2022 • Albertsons Stadium • Boise, Id.

SCORE BY QUARTERS	1	2	3	4	OT	FINAL
Fresno State	7	10	3	0		20 (1-4, 0-1 MW)
Boise State	7	13	7	13		40 (4-2, 3-0 MW)

SCORING SUMMARY

BOI	1st	10:58	BOWENS 9yd pass from GREEN (DALMAS kick)
FS	1st	5:33	FIFE 1yd rush (MONTANO kick)
BOI	2nd	13:33	DALMAS 24yd FG
BOI	2nd	9:58	DALMAS 21yd FG
FS	2nd	3:59	REMIGIO 5yd rush (MONTANO kick)
BOI	2nd	2:58	JEANTY 13yd rush (DALMAS kick)
FS	2nd	0:00	MONTANO 35yd FG
FS	3rd	8:57	MONTANO 29yd FG
BOI	3rd	0:46	HOLANI 5yd pass from GREEN (DALMAS kick)
BOI	4th	9:52	DALMAS 33yd FG
BOI	4th	6:32	DALMAS 24yd FG
BOI	4th	0:35	JEANTY 12yd rush (DALMAS kick)

Plays TOP Score

6-54	2:14	0-7
4-11	1:58	7-7
15-68	6:55	7-10
4-5	1:27	7-13
12-72	5:53	14-13
3-78	0:56	14-20
14-66	2:53	17-20
8-40	3:53	20-20
11-63	4:49	20-27
8-36	4:17	20-30
6-37	3:14	20-33
11-62	4:57	20-40

TEAM STATS

	Fresno St.	Boise St.
FIRST DOWNS	15	22
Rushing Attempts-Yds	35-99	52-316
Passing cmp-att-yds	14-26-134	10-18-127
Total plays-yards	61-233	70-443
Fumbles-Lost	2-0	1-0
Penalties-Yards	1-5	3-30
PUNTS-YARDS	5-190	2-71
Average	38.0	35.5
Net	36.4	28
Punt returns: Number-Yards-TD	0-0-0	1-8-0
Kickoff returns: Number-Yards-TD	5-65-0	3-65-0
Interceptions: Number-Yds-TD	1-5-0	2-15-0
Fumble Returns: Number-Yds-TD	0-0-0	0-0-0
Time of Possession	25:25	34:35
3rd Down	5 of 15	10 of 18
4th Down	0 of 0	1 of 1
Sacks By: Number-Yards	2-4	2-10
Points off turnovers	7	6

Individual Leaders

Rushing (att-yds-TD):

FS - Mims (21-61-0)

BOI - Holani (17-157-0)

Passing (cmp-att-int-yds-TD):

FS - Fife (14-25-2-134-0)

BOI - Green (10-18-1-127-2)

Receiving Yards (no-yds-TD):

FS - Pauwels (2-42-0)

BOI - Smith (2-44-0)

Defense (ST-AT-TT-TFL-Sack):

FS - Gates (8-1-9-0-0-0-0)

BOI - Skinner (5-2-7-0-0-0-0)

Interceptions (no-yds-TD):

FS - Langley (1-5-0)

BOI - 2 players

Game #6

Fresno State vs San Jose State

Oct. 15, 2022 • Valley Children's Stadium • Fresno, Calif.

SCORE BY QUARTERS	1	2	3	4	OT	FINAL
San Jose State	0	10	0	0		10 (4-2, 2-1 MW)
Fresno State	0	7	7	3		17 (2-4, 1-1 MW)

SCORING SUMMARY

SJSU	2nd	5:34	SCHIVE 24yd FG
FS	2nd	1:57	MIMS 6yd run (MONTANO kick)
SJSU	2nd	00:15	COOKS 32yd pass from CORDEIRO (SCHIVE kick)
FS	3rd	1:09	REMIGIO 7yd pass from FIFE (MONTANO kick)
FS	4th	00:10	MONTANO 28yd FG

Plays TOP Score

11-59	4:04	3-0
8-74	3:37	3-7
1-32	00:15	10-7
9-80	4:23	10-14
4-5	1:42	10-17

TEAM STATS

	San Jose St.	Fresno St.
FIRST DOWNS	18	18
Rushing Attempts-Yds	23-32	36-98
Passing cmp-att-yds	22-46-302	24-32-236
Total plays-yards	69-334	68-334
Fumbles-Lost	0-0	3-2
Penalties-Yards	7-75	4-40
PUNTS-YARDS	9-419	7-318
Average	46.6	45.4
Net	42.1	42.6
Punt returns: Number-Yards-TD	0-0-0	1-0-0
Kickoff returns: Number-Yds-TD	2-23-0	1-25-0
Interceptions: Number-Yds-TD	1-23-0	1-0-0
Fumble Returns: Number-Yds-TD	1-13-0	0-0-0
Time of Possession	26:45	29:33
3rd Down	3 of 15	3 of 12
4th Down	0 of 1	0 of 1
Sacks By: Number-Yards	3-8	5-45
Points off turnovers	10	0

Individual Leaders

Rushing (att-yds-TD):

FS - Mims (18-71-1)

SJSU - Robinson (12-40-0)

Passing (cmp-att-int-yds-TD):

FS - Fife (24-32-1-236-1)

SJSU - Cordeiro (22-45-1-302-1)

Receiving Yards (no-yds-TD):

FS - Pope (4-55-0)

SJSU - Cooks (6-134-1)

Defense (ST-AT-TT-TFL-Sack):

FS - Bailey (7-1-8-0-5-0-0)

SJSU - Harmon (9-2-11-0-0-0-0)

Interceptions (no-yds-TD):

FS - Lux (1-0-0)

SJSU - Shelton (1-23-0)

FRESNO, Calif. - Fresno State maintains possession of the Valley Trophy after a 17-10 win over San Jose State in front of a sellout crowd at Valley Children's Stadium on Saturday night.

Fresno State saw both sides of the ball click this week, as quarterback Logan Fife, who started his third career game on Saturday, threw for a career-high 230 yards on 22 completions (32 attempts). Senior leadership showed from the defense in sixth-year defensive end David Perales, who had five tackles, all for a loss - including a career-high 4.0 sacks.

"I'm extremely excited," said Fife on his first win as a starter. "It's something that you think about, but now it's here. It took everyone. We worked our tails off all week. It's what we expected to happen. It was a team win. It was a great win, a great feeling and a great atmosphere in the locker room."

How It Happened

After a scoreless opening quarter, the Spartans got the scoring started in the second on a 24-yard field goal that capped an 11-play, 59-yard drive. The 'Dogs responded with an eight-play, 74-yard drive marching down the field in three-and-half minutes getting a key 22-yard pass from Logan Fife to Nikko Remigio that set up the 'Dogs at the six-yard line as Jordan Mims punched it in on a rush to the left to put the Bulldogs up 7-3.

With the Bulldog defense forcing San Jose State to a three-and-out, the 'Dogs took over at their own 40-yard line with 52 seconds left in the first half. Looking to extend their lead, the Spartans had other plans as defensive end Viliami Fehoko stripped Fife of the ball returning it down to San Jose State 32-yard line. San Jose State quickly capitalized as quarterback Chevan Cordeiro found wideout Elijah Cooks in the back of the end zone to put the Spartans ahead 10-7 with 30 seconds left.

The second half saw the Bulldogs surge ahead while holding the Spartans scoreless. A nine-play, 80-yard drive that was keyed by a pair of pass plays from Fife, first finding Zane Pope for 24 yards and added a 17-yard completion to Jalen Moreno-Cropper down to San Jose State's seven-yard line. That set up a Fife touchdown toss to Remigio that pushed the 'Dogs in the lead, 14-10.

The Spartans looked to cut the 'Dogs lead down to one with a 32-yard field goal in the fourth quarter, but Taren Schive's field goal attempt sailed wide right. Needing one more defensive stop, the Bulldogs forced a turnover-on-downs getting the ball back with 1:52 remaining and added a 28-yard field goal from Abraham Montano for the final score of the contest.



GAME RECAPS

Game #7

Fresno State at New Mexico

Oct. 22, 2022 • University Stadium • Albuquerque, N.M.

SCORE BY QUARTERS	1	2	3	4	OT	FINAL	
Fresno State	10	3	14	14	0	41	(3-4, 2-1 MW)
New Mexico	3	3	3	0		9	(2-6, 0-4 MW)

SCORING SUMMARY

	Plays	TOP	Score
FS 1st 10:01 MONTANO 26yd FG	12-67	4:59	3-0
UNM 1st 7:26 DRZEWIECKI 29yd FG	5-18	0:00	3-3
FS 1st 1:07 FIFE 2yd rush (MONTANO kick)	13-75	6:19	10-3
UNM 2nd 2:46 DRZEWIECKI 24yd FG	10-45	4:40	10-6
FS 2nd 0:00 MONTANO 38yd FG	12-55	7:26	13-6
FS 3rd 12:44 MORENO-CROPPER 75yd pass from FIFE (MONTANO kick)	1-75	00:12	20-6
FS 3rd 7:10 FIFE 30yd run (MONTANO kick)	8-64	3:26	27-6
UNM 3rd 1:59 DRZEWIECKI 33yd FG	4-3	1:54	27-9
FS 4th 12:46 SHERROD 2yd rush (MONTANO kick)	8-67	4:05	34-9
FS 4th 4:42 MIMS 22yd rush (LYNCH kick)	10-70	6:26	41-9

TEAM STATS

	Fresno St.	New Mexico
FIRST DOWNS	28	8
Rushing Attempts-Yds	50-285	27-87
Passing cmp-att-yds	19-29-225	9-17-51
Total plays-yards	79-510	44-138
Fumbles-Lost	0-0	1-0
Penalties-Yards	1-5	4-39
PUNTS-YARDS	2-96	7-358
Average	48.0	51.1
Net	29	44.6
Punt returns: Number-Yards-TD	3-26-0	2-38-0
Kickoff returns: Number-Yds-TD	1-33-0	2-73-0
Interceptions: Number-Yds-TD	0-0-0	1-38-0
Fumble Returns: Number-Yds-TD	0-0-0	0-0-0
Time of Possession	32:37	27:23
3rd Down	10-16	2-12
4th Down	0-0	0-0
Sacks By: Number-Yards	3-22	0-0
Points off turnovers	0	3

Individual Leaders

Rushing (att-yds-TD):
 FS - Mims (26-165-1)
 UNM - Holaday (11-39-0)
Passing (cmp-att-int-yds-TD):
 FS - Fife (19-29-1-225-1)
 UNM - Holaday (8-15-0-37-0)
Receiving Yards (no-yds-TD):
 FS - Moreno-Cropper (9-158-1)
 UNM - Wysong (3-15-0)
Defense (ST-AT-TT-TFL-Sack):
 FS - Bailey (2-4-6-2.0-0.0)
 UNM - Haulcy (8-16-24-0.5-0.0)
Interceptions (no-yds-TD):
 FS - N/A
 UNM - Haulcy (1-38-0)

ALBUQUERQUE, N.M. - Fresno State picked up its first road win of the season with a dominant 41-9 win at New Mexico on Saturday evening. Fresno State moves to 3-4 (2-1 Mountain West) on the season.

Fresno State was clicking on offense, putting up 510 yards of total offense against one of the top defensive groups in the Mountain West. Quarterback Logan Fife led the way with 225 yards passing with one passing touchdown and two rushing scores. Jalen Moreno-Cropper and Jordan Mims had explosive outings for the offensive attack as Moreno-Cropper had 158 yards receiving and Mims added 165 yards in the run game.

How It Happened

Fresno State scored on its opening drive for the first time since the season opener, capping a 12-play 67-yard drive with a 26-yard field goal by Abraham Montano.

New Mexico responded with a 63-yard kickoff return on the ensuing kickoff, but Fresno State's defense held the Lobos to just a field goal that evened the score a three each mid-way through the first quarter.

The Bulldogs got their offense clicking in its next drive as Logan Fife hit Jalen Moreno-Cropper on back-to-back 18 yard passes to move the 'Dogs down the field. The Bulldogs scored their first touchdown of the game on a Fife keeper from two yards out.

Fresno State's defense had another key outing, holding UNM to just a field goal after it returned a punt 38 yards to the UNM48 yard line. The Bulldogs' red zone defense stayed tough, getting UNM behind schedule after marching down the field. The Lobos scored on a 24-yard field goal to make it 10-6 in favor of Fresno State with 2:46 left in the half.

Montano put Fresno State ahead 13-6 at the half with a final second 38-yard field goal.

The Bulldogs opened the second half with a big defensive stop to get the offense back on the field. Fresno State wasted no time on its first offensive possession in the half as Fife threw for a 75-yard touchdown pass to Moreno-Cropper to put Fresno State up 20-6 with 12:44 left in the quarter.

Fife continued on with his career-high night as he snuck away untouched for a 30-yard touchdown run.

The Lobos gained momentum off of a 24-yard interception return to set themselves up in Bulldog territory. Fresno State's defense again held them to just a field goal. The Bulldogs led 27-9 with 1:59 left in the third quarter.

The Bulldogs' running backs powered the offense to its next scoring drive as Jordan Mims accounted for 56 yards to move the ball down field. Malik Sherrod capped the scoring drive with a two-yard run to the endzone to give the 'Dogs a 34-9 lead.

The backs didn't stop there as Mims added one more score on a 22-yard run to complete Fresno State's 41-point offensive showing against one of the top defenses in the Mountain West.



Game #8

San Diego State vs. Fresno State

Oct. 29, 2022 • Valley Children's Stadium • Fresno, Calif.

SCORE BY QUARTERS	1	2	3	4	OT	FINAL	
San Diego St.	7	14	7	0	0	28	(4-4, 2-2 MW)
Fresno State	3	7	7	15	0	32	(4-4, 3-1 MW)

SCORING SUMMARY

	Plays	TOP	Score
FS 1st 8:11 MONTANO 35yd FG	13-58	6:49	0-3
SDSU 1st 2:56 MAYDEN 28 yd rush (BROWNING kick)	9-82	5:09	7-3
SDSU 2nd 12:19 CHRISTON 26yd pass from MAYDEN (BROWNING kick)	6-74	3:17	14-3
FS 2nd 8:35 REMIGIO 21yd pass from HAENER (MONTANO kick)	9-75	3:44	14-10
SDSU 2nd 1:45 MAYDEN 1yd rush (BROWNING kick)	9-81	4:02	21-10
SDSU 3rd 3:27 MATTHEWS 7yd pass from MAYDEN (REESER kick)	8-80	4:17	28-10
FS 3rd 0:00 POPE 8yd pass from HAENER (MONTANO kick)	2-10	00:35	28-17
FS 4th 1:09 MIMS 3yd rush (POPE pass from HAENER)	11-80	2:46	28-25
FS 4th 00:56 REMIGIO 37 yd pass from HAENER (MONTANO kick)	1-37	00:09	28-32

TEAM STATS

	SDSU	FS
FIRST DOWNS	22	23
Rushing Attempts-Yds	38-158	26--3
Passing cmp-att-yds	19-25-291	34-45-394
Total plays-yards	63-449	71-391
Fumbles-Lost	4-3	0-0
Penalties-Yards	8-65	6-65
PUNTS-YARDS	1-55	3-108
Average	55.0	36.0
Net	55.0	36.7
Punt returns: Number-Yards-TD	3--2-0	0-0-0
Kickoff returns: Number-Yds-TD	5-70-0	1-30-0
Interceptions: Number-Yds-TD	2-0-0	2-28-0
Fumble Returns: Number-Yds-TD	0-0-0	1-0-0
Time of Possession	29:05	30:55
3rd Down	6-11	9-15
4th Down	2-3	0-1
Sacks By: Number-Yards	7-50	1-5
Points off turnovers	7	7

Individual Leaders

Rushing (att-yds-TD):
 FS - Mims (13-32-1)
 SDSU - Mayden (8-43-2)
Passing (cmp-att-int-yds-TD):
 FS - Haener (34-45-2-394-3)
 SDSU - Mayden (19-24-2-291-2)
Receiving Yards (no-yds-TD):
 FS - Pope (10-143-1)
 SDSU - Christon (2-75-1)
Defense (ST-AT-TT-TFL-Sack):
 FS - Langley (4-8-12-0.0-0.0)
 SDSU - Shawcroft (4-6-10-2.5-1.5)
Interceptions (no-yds-TD):
 FS - 1 (Lockridge, C. Johnson)
 SDSU - 1 (Avinger, McMorris)

FRESNO, Calif. -- Fresno State completed the epic fourth quarter comeback against San Diego State, scoring 15 points in the final quarter with two touchdowns in a 13 second span within the final 70 seconds. Fresno State keeps possession of the Old Oil Can with a 32-28 win over the Aztecs on Saturday night at Valley Children's Stadium.

The Bulldogs won their third-straight game and move to 4-4 on the season with a 3-1 record in Mountain West play and an opportunity still ahead for a chance at the Mountain West championship game.

The highlight of the night was the return of senior captains in quarterback Jake Haener and defensive back Evan Williams as they came back from injuries suffered at USC on Sept. 17. Haener finished the game with 394 yards and three touchdowns while completing 76 percent of pass attempts (34-of-45). Williams finished the game second on the team with eight tackles, a broken up pass and a quarterback hurry.

Wide receiver Zane Pope had a career-high night with 10 receptions for 143 yards and a touchdown. Pope was also responsible for the Bulldogs' inside kick recovery, and the successful two-point conversion.

How It Happened

Receiving the opening kickoff, the Bulldogs wasted little time getting the offense going with the return of quarterback Jake Haener going on a 13-play, 58-yard drive that ended with a 35-yard field by Abraham Montano.

San Diego State quickly answered back with a nine-play, 82-yard drive that saw Aztec quarterback Jalen Mayden get free for a 28-yard touchdown that put the Aztecs ahead 7-3.

The Aztecs extended their lead to 14-3 after a six-play, 74-yard drive ended with Mayden connecting with Kenan Christon for a 26-yard touchdown pass.

The 'Dogs responded with a nine-play, 75-yard drive that was keyed by a 29-yard pass from Haener to Jalen Moreno-Cropper and was completed with a 21-yard touchdown toss from Haener to Nikko Remigio to cut the Aztecs' lead down to 14-10.

After the 'Dogs forced an Aztec fumble, but were unable to get anything going offensively, SDSU put together their third 70-yard plus drive of the first half on their next drive scoring on a 1-yard quarterback keeper by Mayden for a 21-10 lead at the break.

The second half got started with the teams trading interceptions before a SDSU touchdown toss by Mayden put the Aztecs in front, 28-10 as they marched eight plays and 80 yards ending with a seven-yard score to Jesse Matthews.

With the 'Dogs looking to get back on track, they were forced to punt, but a muff by the Aztecs allowed the Bulldogs to gain another life taking over at the SDSU 10-yard line. Two plays later, Haener connected with Zane Pope in the left corner of the end zone to pull the 'Dogs within 28-17.

The Bulldogs kept the comeback bid alive with a late touchdown with a three-yard run by Jordan Mims and a two-point conversion from Haener to Pope brought the 'Dogs within three at 28-25.

Needing to recover an inside kick, the 'Dogs did just that and on the next play proceeded to score the go-ahead touchdown as Haener connected with Remigio for 37-yard touchdown to push the Bulldogs in front, 32-28.

Holding a four-point lead with 50 seconds left, the 'Dogs Carlton Johnson nabbed the game-sealing interception at the Fresno State 30-yard line and after a pair of pair of kneel downs, the Oil Can will remain in Fresno for a second straight season.



GAME RECAPS

Game #9

Hawai'i vs. Fresno State

Nov. 5, 2022 • Valley Children's Stadium • Fresno, Calif.

SCORE BY QUARTERS	1	2	3	4	OT	FINAL	
Hawai'i	0	0	0	13	0	13	(2-8, 1-4 MW)
Fresno State	17	14	10	14	0	55	(5-4, 4-1 MW)

SCORING SUMMARY

	Plays	TOP	Score
FS 1st 6:54 MONTANO 31-yd FG	10-56	3:52	0-3
FS 1st 4:55 LOCKRIDGE 31-yd INT return (MONTANO kick)		1:50	0-10
FS 1st 1:59 MIMS 22-yd rush (MONTANO kick)	6-81	2:14	0-17
FS 2nd 7:16 MORENO-CROPPER 7-yd pass from HAENER (LYNCH kick)	14-71	5:42	0-24
FS 2nd 00:41 BROOKS 16-yd pass from HAENER (LYNCH kick)	10-64	4:27	0-31
FS 3rd 9:12 LYNCH 25-yd FG	11-68	5:48	0-34
FS 3rd 6:22 MORENO-CROPPER 59-yd pass from HAENER (LYNCH kick)	2-71	0:27	0-41
FS 4th 14:18 REMIGIO 11-yd pass from HAENER (LYNCH kick)	7-78	3:51	0-48
FS 4th 9:33 GILLIAM 7-yd rush (LYNCH kick)	6-76	3:39	0-55
UH 4th 3:46 BRYANT-LELEI 1-yd rush (SHIPLEY kick)	13-75	5:47	7-55
UH 4th 0:35 MOKIAO-ATIMALALA 4-yd pass from SCHAGER (SHIPLEY kick blk)	6-59	1:30	13-55

TEAM STATS

	UH	FS
FIRST DOWNS	21	27
Rushing Attempts-Yds	34-158	39-245
Passing cmp-att-yds	20-40-204	24-29-327
Total plays-yards	74-362	68-572
Fumbles-Lost	0-0	0-0
Penalties-Yards	3-19	1-15
PUNTS-YARDS	3-138	1-26
Average	46.0	26.0
Net	44.7	26
Punt returns: Number-Yards-TD	0-0-0	1-4-0
Kickoff returns: Number-Yds-TD	3-45-0	0-0-0
Interceptions: Number-Yds-TD	0-0-0	1-31-1
Fumble Returns: Number-Yds-TD	0-0-0	0-0-0
Time of Possession	27:44	32:16
3rd Down	6-15	8-12
4th Down	1-4	1-1
Sacks By: Number-Yards	1-3	2-9
Points off turnovers	0	7

Individual Leaders

Rushing (att-yds-TD):

FS - Mims (10-123-1)
UH - Hines (11-79-0)

Passing (cmp-att-int-yds-TD):

FS - Haener (24-29-0-327-4)
UH - Schager (20-40-1-204-1)

Receiving Yards (no-yds-TD):

FS - Moreno-Cropper (5-93-2)
UH - Hines (4-48-0)

Defense (ST-AT-TT-TFL-Sack):

FS - Bailey (1-5-6-1.0-0.0)
UH - Taylor (4-7-11-0.0-0.0)

Interceptions (no-yds-TD):

FS - Lockridge (1-31-1)
UH - N/A

FRESNO, Calif. - Fresno State won its fourth-straight game on Saturday night, defeating Hawai'i 55-13 at Valley Children's Stadium. The Bulldogs improve to 5-4 overall and 4-1 in Mountain West play.

The Bulldogs' offense continued its success from last week, totaling 572 yards of total offense in the win and the most by the Bulldogs in a conference game since 2020. Fresno State's defense was on point on Saturday night, limiting Hawai'i to three scoreless quarters. Fresno State won the turnover battle as the only turnover of the game was an interception by the Bulldogs defense.

How It Happened

With the Bulldogs winning the coin toss and deferring to the second half, Hawai'i received the opening kickoff and went on an 11-play, 44-yard drive that ended with a 48-yard field goal attempt by Matthew Shipley that sailed wide right.

Taking over at their own 31-yard line, the 'Dogs drove 56 yards in 10 plays down to the Hawai'i 13 setting up a 31-yard field goal for Abraham Montano for an early 3-0 lead.

The next drive saw Hawai'i quarterback Brayden Schager toss an interception to Bulldog defensive back Cam Lockridge, a transfer from Hawai'i, who returned it 31 yards for a touchdown and pushed the 'Dogs in front, 10-0.

Forcing the Rainbow Warriors to a three-and-out, the 'Dogs took over at their own 19 getting back-to-back passes from Jake Haener to Nikko Remigio combining for 49 yards that brought the Bulldogs down to the Hawai'i 29. A seven-yard reception to Mac Dalena and a 22-yard touchdown run to the left by Jordan Mims extended Fresno State's lead to 17-0.

Outgaining the Rainbow Warriors, 137-85 in the first quarter, the 'Dogs got the second quarter started forcing a turnover on downs on defense before getting the ball back at their own 29 and going on a 14-play, 71-yard drive that ended with Haener connecting with Jalen Moreno-Cropper for a seven-yard touchdown score and a 24-0 lead.

Adding to the lead at the end of the first half, Haener found Erik Brooks in the right corner of the end zone for an acrobatic 16-yard touchdown reception for a 31-0 advantage at the break.

The offense did not let up in the second half scoring a quick 10 points to start the third quarter, getting a 25-yard field goal from Dylan Lynch and a 59-yard touchdown toss from Haener to Moreno-Cropper.

A fourth touchdown pass of the night saw Haener find Remigio from 11 yards out in the fourth quarter to extend the 'Dogs lead to 48-0. One final score in the final quarter saw the 'Dogs drive six plays and 76 yards ending with a seven-yard touchdown run by Elijah Gilliam that put the Bulldogs up 55-0.

Breaking up the shutout bid, Hawai'i added a pair of late touchdowns to make the final score, 55-13 in favor of the Bulldogs.

Game #10

Fresno State at UNLV

Nov. 11, 2022 • Allegiant Stadium • Las Vegas, Nev.

SCORE BY QUARTERS	1	2	3	4	OT	FINAL	
Fresno State	7	7	10	13	0	37	(6-4, 5-1 MW)
UNLV	10	6	3	11	0	30	(4-6, 2-4 MW)

SCORING SUMMARY

	Plays	TOP	Score
UNLV 1st 11:29 GUTIERREZ 42-yd FG			0-3
FS 1st 8:29 MORENO-CROPPER 33-yd pass from HAENER (LYNCH kick)	6-48	3:00	7-3
UNLV 1st 1:12 BRUMFIELD 5-yd rush (GUTIERREZ kick)	15-75	7:17	7-10
UNLV 2nd 9:39 GUTIERREZ 48-yd FG	7-15	3:54	7-13
FS 2nd 6:16 MIMS 5-yd rush (LYNCH kick)	9-74	3:17	14-13
UNLV 2nd 00:17 GUTIERREZ 27-yd FG	13-66	5:59	14-16
FS 3rd 9:49 LYNCH 26-yd FG	12-67	5:11	17-16
FS 3rd 3:15 POPE 2-yd pass from HAENER (LYNCH kick)	10-46	5:50	24-16
UNLV 3rd 00:48 GUTIERREZ 38-yd FG	8-52	4:43	24-19
FS 4th 10:57 LYNCH 23-yd FG	8-52	4:43	27-19
UNLV 4th 9:28 ROBBINS 66-yd rush (N.WILLIAMS pass from K.WILLIAMS)	4-75	1:29	27-27
FS 4th 8:47 MORENO-CROPPER 65-yd pass from HAENER (LYNCH kick)	3-79	00:37	34-27
FS 4th 2:56 LYNCH 29-yd FG	7-22	4:11	37-27
UNLV 4th 00:13 GUTIERREZ 33-yd FG	14-59	2:43	37-30

TEAM STATS

	FS	UNLV
FIRST DOWNS	19	21
Rushing Attempts-Yds	26-68	39-221
Passing cmp-att-yds	28-34-313	18-33-172
Total plays-yards	60-381	72-393
Fumbles-Lost	1-1	0-0
Penalties-Yards	5-38	6-66
PUNTS-YARDS	0-0	1-41
Average	0.0	41.0
Net	0	25
Punt returns: Number-Yards-TD	1-16-0	0-0-0
Kickoff returns: Number-Yds-TD	5-86-0	0-0-0
Interceptions: Number-Yds-TD	0-0-0	0-0-0
Fumble Returns: Number-Yds-TD	0-0-0	1-0-0
Time of Possession	29:16	30:44
3rd Down	6-12	6-15
4th Down	3-3	2-3
Sacks By: Number-Yards	1-8	1-7
Points off turnovers	0	3

Individual Leaders

Rushing (att-yds-TD):

FS - Mims (21-70-1)
UNLV - Robbins (26-146-1)

Passing (cmp-att-int-yds-TD):

FS - Haener (28-34-0-313-3)
UNLV - Brumfield (18-33-0-172-0)

Receiving Yards (no-yds-TD):

FS - Moreno-Cropper (8-164-2)
UNLV - K. Williams (6-43-0)

Defense (ST-AT-TT-TFL-Sack):

FS - Williams (7-2-9-0.5-0.0)
UNLV - Morgan (6-6-12-0.0-0.0)

Interceptions (no-yds-TD):

FS - N/A
UNLV - N/A

LAS VEGAS - Fresno State won its fifth-straight game with a 37-30 defeat over UNLV on Friday night. The Bulldogs move to 6-4 (5-1 MW) on the season. With the victory at Allegiant Stadium, Fresno State is bowl eligible for the second-straight season, and the 31st time in program history.

The Bulldogs had 381 yards of total offense with 313 yards through the air. Senior quarterback Jake Haener had his third-straight 300-yard passing game, tossing three touchdowns in the win. The receiving end of a majority of the passing yards tonight was senior wide receiver Jalen Moreno-Cropper. He finished with eight catches for 164 yards and two touchdowns.

How it happened

UNLV struck first with a field goal on its opening possession, but Fresno State responded with a six-play 48-yard scoring drive with the first touchdown between Haener and Moreno-Cropper on a 33-yard pass to take a 7-3 lead.

UNLV would score back-to-back field goals by Daniel Gutierrez to lead 13-7 but the Bulldogs responded with a quick punch-in by Jordan Mims to take a 14-13 lead with 3:17 left in the half. The Rebels answered with another field goal by Gutierrez, this time from 27 yards out, to take a 16-14 lead into the locker room.

The third quarter sparked the Bulldogs offense as the team scored 10 points while converting two fourth down attempts. The Bulldogs took a 24-19 lead into the final quarter.

A 23-yard field goal by Dylan Lynch would extend the lead to 27-19 in favor of Fresno State, but a 66-yard breakthrough touchdown run by UNLV quarterback Doug Brumfield on fourth down would tie the game at 27 apiece with 9:24 remaining.

Haener and Moreno-Cropper responded with a 65-yard touchdown pass just three plays into the ensuing Bulldog drive. Fresno State's defense held for a critical fourth down stop that would allow the offense back on the field with possession at the UNLV 33 yard line. Lynch would kick his third field goal of the night from 29 yards out.

UNLV had just under three minutes to drive down the field with a 37-27 Fresno State lead. The Rebels would settle for a field goal from 33 yards out.



GAME RECAPS

Game #11

Fresno State at Nevada

Nov. 19, 2022 • Mackay Stadium • Reno, Nev.

SCORE BY QUARTERS	1	2	3	4	OT	FINAL
Fresno State	17	7	3	14	0	41 (7-4, 6-1 MW)
Nevada	0	0	7	7	0	14 (2-9, 0-7 MW)

SCORING SUMMARY

	Plays	TOP	Score
FS 1st 9:29 HAENER 1yd rush (LYNCH kick)	10-65	4:05	7-0
FS 1st 5:50 LYNCH 43yd FG	7-49	1:37	10-0
FS 1st 2:31 DALENA 22yd pass from HAENER (LYNCH kick)	3-31	00:50	17-0
FS 2nd 6:34 PAUWELS 3yd pass from HAENER (LYNCH kick)	11-75	4:31	24-0
FS 3rd 1:18 LYNCH 35yd FG	7-42	1:51	27-0
NEV 3rd 00:40 CAMPBELL 73yd pass from COX (TALTON kick)	2-75	00:38	27-7
FS 4th 10:03 MIMS 22yd rush (LYNCH kick)	7-62	3:44	34-7
FS 4th 5:21 HAENER 1yd rush (LYNCH kick)	4-97	2:02	41-7
NEV 4th 1:44 CASTEEL 28yd pass from COX (TALTON kick)	10-75	3:37	41-14

TEAM STATS

	FS	NEV
FIRST DOWNS	26	16
Rushing Attempts-Yds	33-163	30-146
Passing cmp-att-yds	29-42-361	16-38-243
Total plays-yards	75-524	68-389
Fumbles-Lost	1-0	4-1
Penalties-Yards	3-45	8-60
PUNTS-YARDS	3-120	5-206
Average	40.0	41.2
Net	40	41.2
Punt returns: Number-Yards-TD	0-0-0	1-0-0
Kickoff returns: Number-Yds-TD	1-14-0	3-52-0
Interceptions: Number-Yds-TD	2-24-0	0-0-0
Fumble Returns: Number-Yds-TD	0-0-0	0-0-0
Time of Possession	34:24	25:36
3rd Down	8-15	8-18
4th Down	0-0	1-4
Sacks By: Number-Yards	1-6	3-19
Points off turnovers	14	0

Individual Leaders

Rushing (att-yds-TD):

FS - Mims (19-156-1)

NEV - Taua (17-93-0)

Passing (cmp-att-int-yds-TD):

FS - Haener (29-42-0-361-2)

NEV - Cox (16-38-2-243-2)

Receiving Yards (no-yds-TD):

FS - Moreno-Cropper (7-136-0)

NEV - Campbell (3-120-1)

Defense (ST-AT-TT-TFL-Sack):

FS - Perales (6-0-6-2.0-1.0)

NEV - Sanders (8-0-8-1.0-0.0)

Interceptions (no-yds-TD):

FS - Perales (1-22-0), Early (1-3-0)

NEV - N/A

RENO, Nevada - The Fresno State football team clinched the West Division with a 41-14 win at Nevada on Saturday night. The 2022 Mountain West Championship matchup is set, with one regular season game left to play. The Bulldogs will play at Boise State for the MW championship on Saturday, Dec. 3.

Offensively, Fresno State was led by the senior trio of quarterback Jake Haener, wide receiver Jalen Moreno-Cropper and running back Jordan Mims. Haener threw for 361 yards and two touchdowns, while adding two rushing touchdowns of his own. Moreno-Cropper had 136 yards on seven receptions, and Mims added 156 yards and one touchdown on 19 carries.

Senior defensive end David Perales shined for the defense with six tackles, 1.0 sack, 2.0 tackles for loss, one forced fumble, one interception, one broken up pass and three quarterback hurries.

How it happened

Fresno State held Nevada off the board in its first possession, and answered with a 10-play, 65-yard touchdown drive capped by a 1-yard punch in by Haener. A handful of penalties put Nevada behind the sticks, forcing them to punt on the next drive.

Haener and the offense made quick work moving down the field, as Bulldog quarterback connected with Jalen Moreno-Cropper for a 45-yard pass into Nevada territory. The 'Dogs would settle for a career-long 43-yard field goal by Dylan Lynch to increase the lead to 10-0 midway through the first.

The Bulldog defense had its first turnover of the game as David Perales hit Nevada quarterback Nate Cox for a strip sack. The ball was recovered by defensive tackle Matt Lawson, and the Bulldogs' offense took over at the Nevada 31-yard line.

Fresno State used just three plays to score again as Haener found Mac Dalena on a 22-yard completion up the middle for the score to extend Fresno State's lead to 17-0 at the end of the first quarter.

The Bulldogs had their first punt of the game early in the second quarter. The defense forced a quick three-and-out, and the Fresno State offense took over again and strung together an 11-play, 75-yard scoring drive that saw a 3-yard pass by Haener to Raymond Pauwels Jr. for the touchdown.

Fresno State had a 24-0 lead at the half.

The third quarter saw less scoring as Fresno State scored on a 35-yard field goal by Lynch. Nevada scored its first touchdown of the game with a 73-yard pass by Cox to Dalevon Campbell. Nevada would recover an onside kick to give itself another shot at an offensive drive, but Perales shut that down with his first-career interception.

Jordan Mims got in on the scoring action in the fourth quarter, breaking away for a 22-yard touchdown run. Nevada's next offensive drive was ended by an interception by LJ Early at the goal line. Mims wasted no time, getting the handoff from Haener and rushing 82 yards to set up a one yard punch-in by Haener to extend the Bulldogs' lead.

Nevada would score once again with 1:44 left in the game to make the final score 41-14 in favor of Fresno State.

Game #12

Fresno State vs Wyoming

Nov. 25, 2022 • Valley Children's Stadium • Fresno, Calif.

SCORE BY QUARTERS	1	2	3	4	OT	FINAL
Wyoming	0	0	0	0	0	0 (7-5, 5-3 MW)
Fresno State	14	9	7	0	0	30 (8-4, 7-1 MW)

SCORING SUMMARY

	Plays	TOP	Score
FS 1st 12:59 MIMS 4-yd rush (MONTANO kick)	5-66	2:01	0-7
FS 1st 2:17 REMIGIO 6-yd pass from HAENER (MONTANO kick)	8-41	3:53	0-14
FS 2nd 10:50 SAFETY		1:32	0-16
FS 2nd 8:28 MIMS 1-yd rush (MONTANO kick)	6-27	2:09	0-23
FS 3rd 7:55 MIMS 2-yd rush (MONTANO kick)	2-4	00:41	0-30

TEAM STATS

	WYO	FS
FIRST DOWNS	12	18
Rushing Attempts-Yds	29-87	34-114
Passing cmp-att-yds	12-29-104	21-32-183
Total plays-yards	58-191	66-297
Fumbles-Lost	0-0	0-0
Penalties-Yards	7-70	9-75
PUNTS-YARDS	9-386	7-305
Average	42.9	43.6
Net	27	43.6
Punt returns: Number-Yards-TD	0-0-0	1-10-0
Kickoff returns: Number-Yds-TD	0-0-0	1-50-0
Interceptions: Number-Yds-TD	0-0-0	2-6-0
Fumble Returns: Number-Yds-TD	0-0-0	0-0-0
Time of Possession	26:55	33:05
3rd Down	3-14	4-12
4th Down	0-1	0-1
Sacks By: Number-Yards	3-19	1-9
Points off turnovers	0	7

Individual Leaders

Rushing (att-yds-TD):

FS - Mims (16-52-3)

WYO - Swen (24-75-0)

Passing (cmp-att-int-yds-TD):

FS - Haener (21-32-0-183-1)

WYO - Peasley (12-29-2-104-0)

Receiving Yards (no-yds-TD):

FS - Pope (6-83-0)

WYO - O'Brien (2-31-0)

Defense (ST-AT-TT-TFL-Sack):

FS - C. Johnson (6-1-7-1.0-0.0)

WYO - Gibbs (4-8-12-0.5-0.0)

Interceptions (no-yds-TD):

FS - Langley (1-11-0), Lockridge (1-5-0)

WYO - N/A

FRESNO, Calif. - Fresno State defeated Wyoming 30-0 at Valley Children's Stadium for Senior Day on Friday Night, improving to 5-1 at home this season. The Bulldogs close out the regular season with an 8-4 record with a 7-1 mark in Mountain West play.

The Bulldogs' defense held its opponent scoreless for the first time this season, and its first time since holding Wyoming scoreless on Oct. 16, 2021.

How It Happened

Receiving the ball to start the game, the 'Dogs offense got started quickly on Friday going on a five-play, 66-yard drive keyed by three passes of 15-plus yards from Haener and a pass interference penalty on a play intended for Nikko Remigio. One play later, a four-yard rush by Jordan Mims was punched in the end zone to give the 'Dogs an early 7-0 lead.

A partially blocked punt by Mac Dalena gave the 'Dogs the ball in Wyoming territory at their 41 and the 'Dogs capitalized marching down the field for an eight-play, 41-yard drive giving Fresno State a 14-0 lead. Facing a third-and-six at the Wyoming 37, Haener found Remigio for a 13-yard gain and a first down and four plays later, Haener again connected with Remigio, this time for a six-yard touchdown pass.

With a near pick from cornerback Carlton Johnson on the Cowboys' next drive, a blocked punt from Evan Williams for a safety pushed the 'Dogs in front, 16-0.

Receiving a free kick from Wyoming at their own 23-yard line, Malik Sherrod speed down the field 50 yards down to the Wyoming 27, putting the 'Dogs in prime position to extend their lead.

The Bulldogs did just that going on a six-play drive that ended with Mims' second rushing score of the night as the senior punched it in from two yards out for a 23-0 lead.

The 'Dogs added a touchdown in the third quarter set up by an interception by Malachi Langley that he brought down to the Wyoming four-yard line. Two plays later, Mims punched in his third score of the night to give the Bulldogs a 30-0 lead going on to win by that final margin.



2022 GAME RECAPS

Game #13

Fresno State at Boise State - 2022 Mountain West Championship

Dec. 3, 2022 • Albertsons Stadium • Boise, Id.

SCORE BY QUARTERS	1	2	3	4	OT	FINAL
Fresno State	0	14	0	14	0	28 (9-4, 7-1 MW)
Boise State	0	6	3	7	0	16 (9-4, 8-0 MW)

SCORING SUMMARY

	Plays	TOP	Score
BOI 2nd 10:16 DALMAS 26-yd FG	15-71	5:55	0-3
FS 2nd 3:54 REMIGIO 7-yd punt return (MONTANO kick)		1:04	7-3
FS 2nd 1:18 MIMS 2-yd rush (MONTANO kick)	3-17	1:21	14-3
BOI 2nd 00:02 DALMAS 47-yd FG	8-45	1:16	14-6
BOI 3rd 10:04 DALMAS 44-yd FG	8-24	3:12	14-9
FS 4th 14:49 POPE 22-yd pass from HAENER (MONTANO kick)	13-87	6:16	21-9
FS 4th 9:47 MIMS 3-yd rush (MONTANO kick)	6-34	3:36	28-9
BOI 4th 5:17 KOETTER 52-yd pass from GREEN (DALMAS kick)	4-64	1:08	28-16

TEAM STATS

	FS	BOI
FIRST DOWNS	14	15
Rushing Attempts-Yds	35-61	30-146
Passing cmp-att-yds	17-27-184	17-38-175
Total plays-yards	62-245	68-321
Fumbles-Lost	0-0	1-0
Penalties-Yards	2-20	5-40
PUNTS-YARDS	7-290	6-248
Average	41.4	41.3
Net	37	27.7
Punt returns: Number-Yards-TD	3-82-1	2-11-0
Kickoff returns: Number-Yds-TD	2-57-0	1-32-0
Interceptions: Number-Yds-TD	2-46-0	0-0-0
Fumble Returns: Number-Yds-TD	0-0-0	0-0-0
Time of Possession	33:31	26:29
3rd Down	5-15	5-17
4th Down	1-1	0-1
Sacks By: Number-Yards	0-0	3-26
Points off turnovers	14	0

Individual Leaders

Rushing (att-yds-TD):

FS - Mims (25-83-2)

BOI - Holani (13-74-0)

Passing (cmp-att-int-yds-TD):

FS - Haener (17-27-0-184-1)

BOI - Green (17-38-2-175-1)

Receiving Yards (no-yds-TD):

FS - Remigio (5-68-0)

BOI - Koetter (5-93-1)

Defense (ST-AT-TT-TFL-Sack):

FS - Early (7-0-7-0.0-0.0)

BOI - Robinson (7-0-7-0.0-0.0)

Interceptions (no-yds-TD):

FS - Lockridge (2-46-0)

BOI - N/A

BOISE, Idaho - Fresno State earned the title of 2022 Mountain West Champion with a 28-16 win at Boise State on Saturday afternoon, winning its second championship game since 2018 and second under head coach Jeff Tedford.

Senior quarterback Jake Haener was named the game's offensive Most Valuable Player, completing 17-of-27 passes for 184 yards and a touchdown.

Junior defensive back Cam Lockridge was the game's defensive MVP as he finished with two interceptions, two tackles and a broken up pass. Both of Lockridge's interceptions were turned into points for the Bulldogs.

How It Happened

It was a defensive battle to start the game as the teams were locked at zero through the first quarter. Fresno State caught fire in the second quarter, scoring 14 points that were sparked by a 70-yard punt return for a touchdown by Nikko Remigio. On Boise State's next offensive drive, Lockridge put a quick stop to any progress with his first pick of the game. Senior Jordan Mims punched it in from two yards out, capping a three-play 17-yard drive to put Fresno State up 14-3.

Boise State scored on another field goal, making it 14-6 in favor of Fresno State at the half.

Fresno State opened the fourth quarter firing as Haener found Zane Pope for a 22-yard touchdown pass to put Fresno State ahead 21-9 early in the fourth. Lockridge changed the momentum on defense, picking off Taylen Green for a second time, and returning it 21 yards to the Boise State 34-yard line. Mims scored again for the Bulldogs, handling each play of the drive himself and capping it with a 3-yard touchdown run to give Fresno State a 28-9 advantage.

Boise State scored its only touchdown of the game on a 52-yard pass by Green with just over five minutes remaining in the game.



Game #14

Fresno State vs. Washington State - 2022 Jimmy Kimmel LA Bowl

Dec. 17, 2022 • SoFi Stadium • Los Angeles, Calif.

SCORE BY QUARTERS	1	2	3	4	OT	FINAL
Washington State	0	0	6	0		6 (7-6, 4-5 Pac-12)
Fresno State	7	9	6	7		29 (10-4, 7-1 MW)

SCORING SUMMARY

	Plays	TOP	Score
FS 1st 11:54 POPE 22-yd pass from HAENER (MONTANO kick)	6-75	3:06	0-7
FS 2nd 12:52 MIMS 3-yd rush (MEONO kick)	4-23	2:00	0-14
FS 2nd 11:14 PAYNE safety		1:38	0-16
WSU 3rd 3:40 WATSON 1-yd rush (pass from WARD failed)	9-60	4:48	6-16
FS 3rd 00:36 REMIGIO 11-yd pass from HAENER (MEONO kick missed)	6-75	3:04	6-22
FS 4th 8:29 MIMS 2-yd rush (MONTANO kick)	8-38	4:42	6-29

TEAM STATS

	WSU	FS
FIRST DOWNS	13	27
Rushing Attempts-Yds	28-45	32-221
Passing cmp-att-yds	22-23-137	24-36-280
Total plays-yards	60-182	68-501
Fumbles-Lost	1-0	0-0
Penalties-Yards	7-52	6-29
PUNTS-YARDS	5-241	4-154
Average	48.2	38.5
Net	48.2	35.2
Punt returns: Number-Yards-TD	1-13-0	0-0-0
Kickoff returns: Number-Yds-TD	4-65-0	0-0-0
Interceptions: Number-Yds-TD	0-0-0	1-0-0
Fumble Returns: Number-Yds-TD	0-0-0	0-0-0
Time of Possession	27:23	32:37
3rd Down	4-14	6-12
4th Down	1-3	0-1
Sacks By: Number-Yards	4-31	6-33
Points off turnovers	0	0

Individual Leaders

Rushing (att-yds-TD):

FS - Mims (18-209-2)

WSU - Watson (14-33-1)

Passing (cmp-att-int-yds-TD):

FS - Haener (24-36-0-280-2)

WSU - Marsh (22-32-1-137-0)

Receiving Yards (no-yds-TD):

FS - Remigio (5-84-1)

WSU - Ferrel (10-65-0)

Defense (ST-AT-TT-TFL-Sack):

FS - C. Johnson (8-2-10-1.0-0.0)

WSU - Marsh (7-0-7-0.0-0.0)

Interceptions (no-yds-TD):

FS - Early (1-0-0)

WSU - N/A

LOS ANGELES - The Fresno State football team made history at SoFi Stadium on Saturday afternoon, defeating Washington State 29-6 in the second annual Jimmy Kimmel LA Bowl. Fresno State became the first team in FBS history to begin the season 1-4 and finish with 10 wins. The Bulldogs won nine in a row, finishing the 2022 season with a 10-4 record, a Mountain West Championship title and a bowl game victory under head coach Jeff Tedford in his first year back as head coach of the program.

Senior running back Jordan Mims was named the game's offensive MVP with a career-high 209 yards rushing and two touchdowns. Defensive lineman Devo Bridges was the MVP on the opposite side of the ball, finishing with career-highs in tackles (8), tackles for loss (2.0) and sacks (2.0).

Fresno State's defense held Washington State to just 182 yards of total offense. The Bulldogs' offense produced 501 yards of total offense behind Mims and 280 yards passing by quarterback Jake Haener (20-of-30).

How It Happened

Fresno State held complete control in the first half, scoring on its first drive. Haener capped a seven-play drive with a 22-yard touchdown pass to Zane Pope. The Bulldog defense forced a three-and-out in its first showing.

It was a defensive battle in the first as Fresno State ended the quarter with a 7-0 lead. The Bulldogs outgained Washington State in yardage in the quarter, 166-19.

Fresno State opened the second quarter with a four-play, capped by a three-yard rush by Jordan Mims. The Bulldogs' defense held tough on the following Cougar drive as Leonard Payne Jr. chased Cameron Ward to the back of the endzone for a safety to put Fresno State on top, 16-0 with 11:14 left in the second quarter.

That remained the score at the half as Fresno State took a 16-0 lead into the locker room.

Senior defensive back L.J. Early opened the second half with an interception at the Fresno State 8-yard line, halting a Washington State drive that was moving down the field. Washington State scored its only touchdown of the game on a one-yard punch-in by Nakia Watson. The Cougars attempted the two-point conversion, but Leveille Bailey pressured Ward to force an incomplete pass on the attempt. Fresno State led 16-6 with 3:40 left in the third quarter.

Behind the legs of Mims, who ran for 51 yards on two carries in the Bulldogs' ensuing drive, Haener was quickly set up in the red zone. One quick strike to Nikko Remigio and the Bulldogs were up 22-6 with just over 30 seconds left in the quarter.

The start of the fourth quarter saw a quick outing by the Bulldog defense as defensive end David Perales forced a turnover on downs with a batted down pass at the line of scrimmage. Mims again took advantage of the opportunity, totaling 23 yards on an eight-play 38-yard scoring drive, capping it off two-yard touchdown run to put Fresno State up 29-6 in the middle of the fourth.



THE STORY OF 2022: FROM 1-4 TO 10-4, AND TO NO. 24

By: Savannah Stoeckle, Fresno State Athletics Strategic Communications
Jan. 10, 2023

The Fresno State football team appeared at No. 24 in the final college football rankings released by the Associated Press following the National Championship Game on Monday evening, capping another historic season in Bulldog football history.

Fresno State has appeared in the final AP Top 25 for now the fourth time in program history, adding to the previous list of the 1992, 2004 and 2018 teams. Fresno State also finished No. 24 in the final USA Today Coaches Poll rankings, released on Tuesday.

Fresno State became the first program in FBS history to open its season 1-4 and finish with a 10-win record. The Bulldogs won nine-straight games to close out the season with a 10-4 overall record, winning the Mountain West Championship on the road at Boise State and defeating Pac-12 opponent Washington State in the Jimmy Kimmel LA Bowl. Fresno State's nine consecutive wins mark the third-longest active winning streak in the FBS.

The Bulldogs finished in the Top 20 nationally in punt returns (No. 1), blocked punts allowed (No. 1), completion percentage (No. 2), team passing efficiency defense (No. 9), fewest penalties per game (No. 13), blocked punts (No. 14), scoring defense (No. 14), fewest penalty yards per game (No. 16), passing yards allowed (No. 18), blocked kicks (No. 19), and winning percentage (No. 20).

The 2022 season was a rollercoaster year for Fresno State. Coming into the year with such promise and excitement behind returning head coach Jeff Tedford and veteran talent in all phases of the game, the Bulldogs were faced with adversity right off the bat, but never were discouraged.

The Bulldogs opened the season with a dominating 35-7 home win over Cal Poly in the season opener, beginning the year on the right foot. That Sept. 1 win would be the last win the Bulldogs would celebrate until mid-October.

The next four games would go the way of the opponent as Fresno State suffered a heartbreaking fourth quarter loss at home to Oregon State, falling 35-32 on Sept. 10 before traveling out to then-No. 7 USC a week later. Things were going steady for the Bulldogs in the opening half against a Top 10 team, down only 21-10 at the half, receiving the ball to begin the second half and momentum moving in the right direction for the Bulldogs. The opening drive to the second half would change things for the Bulldogs as quarterback Jake Haener suffered a severe lower leg injury that would sideline him for weeks. Fresno State also lost its captain on the opposite side of the ball in senior defensive back Evan Williams to a knee injury.

Sophomore quarterback Logan Fife was called upon to step in for the injured Haener. Working through the kinks of a new signal caller, and without the presence of the team captains on either side of the ball, the Bulldogs lost games at UConn and Boise State.

On Oct. 15, Fresno State returned home for its first home game in five weeks. Riding a four game losing streak, the Bulldogs were hosting then-West Division leader San Jose State in the battle for the Valley Trophy. Things were clicking for the Bulldogs on both sides of the ball, staying composed and marching to a 17-10 win over the Spartans. Little did the 'Dogs know that would be the start of it all, sparking a winning streak and momentum for weeks to come.

"Great win, really good football team, really the hottest team in the conference coming in here," said Tedford after the win over San Jose State. "You've got to give them a lot of credit for how hard they played. I am just really happy for our kids and our coaching staff. You know it's been a long, hard few weeks here. It was really nice to come home. It seems like forever... I couldn't be prouder of these kids. It's been a long, hard road. A lot of people gave up on these kids. We hear all this negative talk about things, but these guys keep working hard every single day. Come to practice, work, and believe in each other and that was a great defensive performance tonight. We played team football."

Fife won his second game as the Bulldogs' starter with a 41-9 win at New Mexico the following week, moving Fresno State to 2-1 in Mountain West play and securing its first road win of the season.

Fresno State was still in control of its own destiny. With another big West Division matchup against San Diego State in Fresno, the Bulldogs were feeling good with the highly anticipated return of Haener and Williams to the game. Things didn't go as planned as the game kicked off, but that has never stopped the 'Dogs from competing.

Down 28-17 entering the fourth quarter, Fresno State completed an epic fourth quarter comeback against San Diego State, scoring 15 points in the final quarter with two touchdowns in a 13-second span within the final 70 seconds. Fresno State kept possession of the Old Oil Can with a 32-28 win over the Aztecs on Saturday night at Valley Children's Stadium.

"This game tests you in every way possible, that's why I love it. This is why you play, right?" said Haener following the comeback win against the Aztecs.

Things felt right again around the Bulldog program with the return of key players and being back in the win column. Fresno State's offense powered through Hawai'i 55-13 for its fourth win in a row and third-straight at home before defeating UNLV and Nevada in back-to-back weeks on the road. The Bulldogs clinched the West Division and secured its spot in the MW Championship Game with a dominating 41-14 win at Nevada on Nov. 19.

"It's great to get the win and become the West Division Champions," said Haener after defeating Nevada. "I got here in 2019 and my goal every year has been to win a Mountain West Championship. I finally have the opportunity to do that. I'm proud of these guys and the way we fought in that locker room. After the Boise game when we were 1-4 and things weren't looking great, those guys in that room stayed poised and stayed confident. Here we are after winning six straight and we have the opportunity to go play there again. I'm looking forward to the challenge."



The Bulldogs closed out the regular season with a 30-0 Senior Day win over Wyoming, entering the MW Championship on a hot streak.

Fresno State saw itself making another trip to The Blue to face Boise State, going in with one goal in mind of winning the title game and avenging the loss suffered in early October. It was a defensive battle to start the game, but a punt return for a touchdown by senior Nikko Remigio sparked the Bulldogs' scoring efforts and led to a 28-16 win for the championship title, the program's second under Tedford.

"Really proud of our kids and our coaching staff, who have done a great job all year long," said Tedford following the championship win. "We've come a long way since the first part of the year where a lot of people probably didn't believe in us, but the kids in the locker room did and the staff did. Nothing more fitting than to end it like we did tonight...the work they put in, the commitment they make on a daily basis, the belief they have, the perseverance they have shown over the year. It is so rewarding to see them happy."

The Bulldogs' season ended in Los Angeles, representing the Mountain West and defeating Washington State 29-6 in the Jimmy Kimmel LA Bowl inside SoFi Stadium.

"We were resilient and I think we persevered," said senior running back Jordan Mims after the bowl win. "1-4, not starting off too hot, knowing the talent that we have in our room. It was kind of tough. And you go through those moments and we kind of just stuck with it because we knew our goals were still at hand, we still had a chance to win a championship, we still had a chance to go to a bowl game. And we accomplished that. I think we all wanted to leave a mark, and I think that's really it. We wanted to leave a mark."

A mark was left.

Throughout the season of ups and downs, Fresno State proved that it could overcome even the toughest adversity. The 2022 season of Bulldog football will be remembered as one of the bests in program history, not just because of the wins, but because of what it took to get to those wins.

OFFENSIVE TEAM RECORDS

RUSHING

Most rushes
 Game: 71, vs. Pacific, 1991; San Jose State, 1991
 Season: 655, 1991

Most net yards gained
 Game: 503, vs. Hawai'i, 2004
 Season: 3,501, 1991

Most net yards lost 83, vs. Bowling Green, 1983

Highest average per rush
 Game: 9.0, vs. New Mexico, 1991
 Season: 6.0, 1952

Highest average per game
 Season: 281.9, 1952

Most touchdowns
 Game: 9, vs. Hawai'i, 2004
 Season: 9, vs. New Mexico, 1991
 Season: 44, 1991

PASSING

Most attempts
 Game: 73, vs. Rutgers, 2013
 Season: 675, 2013

Most completions
 Game: 52, vs. Rutgers, 2013
 Season: 461, 2013

Most had intercepted
 Game: 7, vs. Idaho State, 1968; Humboldt State, 1968
 Season: 30, 1951 and 1975

Most yards gained
 Game: 538, vs. New Mexico, 2013
 536, vs. Pacific, 1987
 536, vs. San Diego State, 2012
 Season: 5,134, 2013

Highest pct.
 Game: 882 (30-34), vs. Air Force, 2012
 Season: 710, 2022

Most yards per game
 Season: 394.9, 2013

Most touchdowns
 Game: 7, vs. New Mexico, 2013
 6, at San Jose State, 2013
 6, vs. Long Beach State, 1978
 6, vs. San Jose State, 1999
 Season: 6, vs. Utah State, 2001
 Season: 50, 2013

Fewest sacks allowed
 Season: 10, 2017
 11, 2013
 12, 2006/2018

TOTAL OFFENSE

Most plays (passing and rushing)
 Game: 105, at Nevada, 2020
 Season: 1,096, 2014

Most yards gained
 Game: 822, vs. New Mexico, 2013
 Season: 7,101, 2013

Highest average per play
 Game: 9.93, vs. Colorado, 2012
 Season: 7.2, 2007

Highest average per game
 Season: 546.2, 2013

PUNTING

Most punts
 Game: 13, vs. No. 21 Nebraska, 2014
 13, vs. Long Beach State, 1983
 Season: 87, 2003

Most yards
 Game: 527, vs. No. 21 Nebraska, 2014
 Season: 3,432, 2014

Highest average per punt
 Game: 54.0, vs. San Jose State, 2009
 Season: 44.7, 2009

PUNT RETURNS

Most punt returns
 Game: 8, vs. Bowling Green, 1982
 Season: 51, 2x, 1986 and 2003

Most yards returned
 Game: 253, vs. Weber State, 2005
 Season: 636, 2001

Highest average per return
 Game: 50.6, vs. Utah, 1990
 Season: 19.9 (13 for 259), 2022

KICKOFF RETURNS

Most kickoff returns
 Game: 10, vs. Boise State, 2011
 Season: 80, 2011

Most yards returned
 Game: 390, vs. New Mexico State, 2007
 Season: 1,643, 2011

Highest average per return
 Season: 26.8 (58 for 1,556), 2007

MISCELLANEOUS

Most first downs
 Game: 39, vs. Idaho, 2013
 Season: 368, 2013

Most first downs, rushing
 Game: 25, vs. Pacific, 1991
 Season: 195, 1991

Most first downs, passing
 Game: 23, at Nevada, 2020
 Season: 220, 2013

Most penalties against FS
 Game: 22, vs. San Jose State, 1981
 Season: 136, 1970

Most penalty yards against FS
 Game: 194, vs. San Jose State, 1981
 Season: 1,051, 1977

Fumbles
 Most Total: 56, 1977
 Most Lost (season): 30, 1978
 Most fumbles lost (game): 6, vs. San Diego State, 1940
 Fewest fumbles lost (season): 4 (of 9), 2006

SCORING

Most touchdowns
 Game: 13, vs. New Mexico, 1991
 Rushing: 9, vs. New Mexico, 1991; vs. Hawai'i, 2004
 Passing: 7, vs. New Mexico, 2013
 Season: 71, 2013

Most points after touchdown
 Game: 13, vs. New Mexico, 1991
 Season: 71, 2013

Most field goals
 Game: 5, vs. Utah State, 1984
 Season: 23, 2001

Most consecutive field goals: 15, 2009
 15, 2016

Most points by half
 First half: 66, vs. New Mexico, 1991 (66-7)
 Second half: 40, vs. Washburn, 1965 (54-0)

Most total points
 Game: 94, vs. New Mexico, 1991
 Season: 564, 2013

DEFENSIVE TEAM RECORDS

RUSHING

Fewest rushes by opponent
 Game: 15, vs. Hawai'i, 2002
 Season: 394, 1985

Fewest net yards by opponent
 Game: -30, vs. Incarnate Word, 2017
 Season: 471, 1942

Lowest average per rush by opponent
 Game: -1, vs. Incarnate Word, 2017
 Season: 2.4 (462 for 1,097 yds), 1986

Fewest rushing touchdowns by opponent (season): 8, 2018
Fewest avg. rushing yards per game by opponent (season): 471, 1942

PASSING

Fewest attempts by opponent
 Game: 0, by many
 Season: 142, 1942

Fewest completions by opponent
 Game: 0, by many
 Season: 49, 1942

Passes intercepted
 Game: 7, vs. Idaho State, 1968
 Season: 35, 1968

Fewest passing yards per game by opponent
 Season: 44.0, 1942

Lowest completion percentage by opponent
 Season: 345, 1942

Fewest touchdowns passes by opponent (season): 0, by many

TOTAL DEFENSE

Fewest rushing and pass plays by opponent
 Game: 26, vs. Whittier, 1942
 Season: 582, 1957
 420, 2020*

Fewest yards gained by opponent
 Game: 18, vs. Whittier, 1942
 Season: 911, 1942

Lowest average per play by opponent
 Game: 0.69, vs. Whittier, 1942
 Season: 5.2 (713 for 2325)

Fewest yards per game by opponent: 911, 1942

SCORING

Fewest points allowed
 Game: 0, many times
 Season: 44, 1924

Fewest touchdowns allowed* (season): 23, 1998/2018/2020*
 (*since 1989)

MOST INT RETURN FOR TD

Game: 3, four times
 Season: 6, 2012
 4, 2018, 2004, 2002
 3, 1999, 1997, 1974, 1968

PUNTING

Most times opponent forced to punt
 Game: 13, vs. Drake, 1946
 13, vs. CS Fullerton, 1991
 13, vs. Sacramento State, 2016
 Season: 90, 1989

Lowest average per punt by opponent
 Game (min. 5): 29.0, Nebraska, 2016
 Season: 33.0, 1965

RETURNS

Fewest punt returns allowed by opponent (season): 7, 2005
 7, 2020*

Fewest punt yards returned allowed by opponent (season): 27, 2013
 27, 2004

Lowest average kickoff per return by opponent (season): 16.4, 1979

MISCELLANEOUS

Fewest total first downs by opponent
 Game: 1, vs. Ford Ord, 1942

Most penalties by opponent
 Game: 18, vs. Nevada, 2004
 Season: 116, 1983

Most yards penalized by opponent
 Game: 160, vs. Long Beach State, 1983
 Season: 1,035, 1986

Most fumbles by opponent (season): 51, 1977
Most fumbles recovered: 29, 1977
Most fumbles by opponent (game): 15, vs. Boise State, 1977

* - Fresno State played six games in 2020



YEAR-BY-YEAR TEAM STATS

(since 1992)

Year	W-L-T	Scoring				1st Downs	Rushing				Passing					Total Offense					
		TDs	FGs	Points	Avg.		Rush	Yards	TDs	Avg/Gm	Pass Comp.	Att.	Int.	TD	Yards	Avg/Gm	Total Plays	Yards	Avg/Gm	Pen	Yards
1992	9-4	68	11	510	39.0	323	590	2958	40	227.5	198	375	14	24	3238	249.1	965	6196	476.6	94	844
1993	8-4	61	15	467	38.9	331	483	2441	25	203.4	262	413	6	31	3948	329.0	896	6389	532.4	95	913
1994	5-7-1	47	15	376	29.7	271	528	1793	26	137.9	229	408	15	21	3304	254.2	936	5097	392.1	61	493
1995	5-7	50	8	371	30.9	290	467	1996	22	166.3	247	431	17	25	3483	290.3	899	5479	456.6	79	736
1996	4-7	35	7	267	24.3	262	443	1878	21	170.7	208	348	17	13	2810	255.5	791	4688	426.2	56	503
1997	6-6	41	12	318	26.5	220	469	1780	17	148.3	187	335	7	20	2018	168.2	741	3798	316.5	75	599
1998	5-6	31	13	265	24.1	181	418	1691	16	153.7	175	305	4	12	2238	203.5	723	3929	357.2	70	581
1999	8-5	55	11	413	31.8	252	493	2202	17	169.4	251	387	3	32	2778	213.7	880	4980	383.1	115	910
2000	7-5	41	9	317	26.4	213	409	146	11	121.8	226	375	12	25	2888	240.7	784	4350	362.5	105	876
2001	11-3	69	23	560	40.0	338	524	2146	21	153.3	347	542	10	46	4876	348.3	1066	7022	501.6	130	1076
2002	9-5	44	23	378	27.0	276	518	1854	15	132.4	266	483	14	23	3382	241.6	1001	5236	374.0	117	1065
2003	9-5	37	21	322	23.0	258	528	2246	18	160.4	267	470	15	15	2690	192.1	998	4936	352.6	98	928
2004	9-3	65	10	482	40.2	246	506	2730	36	227.5	175	298	15	23	2124	177.0	804	4854	404.5	92	865
2005	8-5	63	17	491	37.8	289	476	2140	25	164.6	271	430	16	31	3384	260.3	906	5524	424.9	105	944
2006	4-8	35	11	276	23.0	210	430	2160	15	180.0	178	322	15	16	1898	158.2	752	4058	338.2	61	474
2007	9-4	54	16	427	32.8	283	564	2742	34	210.9	215	343	5	15	2712	208.6	907	5454	419.5	83	714
2008	7-6	49	15	385	29.6	269	479	2370	24	182.3	221	372	12	18	2664	204.9	851	5034	387.2	64	543
2009	8-5	56	15	440	33.8	275	555	2976	30	228.9	194	321	11	21	2621	201.6	876	5597	430.5	57	515
2010	8-5	45	21	377	29.0	251	494	1958	19	150.6	228	364	9	24	2860	220.0	858	4818	370.6	73	642
2011	4-9	49	10	371	28.5	269	439	1810	18	139.2	279	448	10	26	3544	272.6	887	5354	411.8	88	809
2012	9-4	66	12	493	37.9	305	471	1975	19	151.9	352	535	8	38	4233	325.6	1006	6208	477.5	88	799
2013	11-2	76	11	564	43.4	368	413	1967	21	151.3	460	675	10	50	5133	394.8	1088	7100	546.2	68	673
2014	6-8	49	9	371	26.5	296	566	2553	22	182.4	299	530	21	25	3132	223.7	1096	5685	406.1	59	546
2015	3-9	35	8	267	22.2	207	423	1642	14	136.8	202	403	16	20	2140	178.3	826	3782	315.2	59	471
2016	1-11	24	15	212	17.7	206	440	1394	11	116.2	210	405	13	13	2557	213.1	845	3951	329.2	76	669
2017	10-4	43	25	380	27.1	270	515	2170	22	155.0	268	437	7	19	3331	237.9	952	5501	392.9	74	610
2018	12-2	64	14	485	34.6	282	501	2161	31	154.4	301	440	6	26	3740	267.1	941	5901	421.5	72	613
2019	4-8	46	12	360	30.0	232	394	1911	27	159.2	241	373	11	17	2720	226.7	767	4631	385.9	75	634
2020	3-3	26	6	197	32.8	146	216	738	12	123.0	158	248	5	14	2138	356.3	464	2876	479.3	32	272
2021	10-3	53	21	434	33.4	315	440	1783	17	137.2	342	513	10	35	4247	326.7	953	6030	463.8	99	926
2022	10-4	53	18	428	60.6	309	465	1861	28	132.9	336	473	9	22	3788	270.6	938	5649	403.5	63	561

YEAR-BY-YEAR OPPONENT STATS

(since 1992)

Year	Games	Scoring				1st Downs	Rushing				Passing					Total Offense					
		TDs	FGs	Points	Avg.		Rush	Yards	TDs	Avg/Gm	Pass Comp.	Att.	Int.	TD	Yards	Avg/Gm	Total Plays	Yards	Avg/Gm	Pen	Yards
1992	13	49	11	364	28.0	295	596	2651	34	203.9	173	341	19	13	2649	203.8	937	5300	407.7	78	691
1993	12	46	10	350	29.2	261	575	2611	27	217.6	148	284	15	18	2485	207.1	859	5096	424.7	95	836
1994	13	57	9	426	32.8	283	565	2714	32	208.8	212	374	10	24	3322	255.5	939	6036	464.3	103	876
1995	12	49	14	371	30.9	294	539	2636	29	219.7	198	366	7	18	2963	246.9	905	5599	466.6	69	663
1996	11	46	8	344	31.3	253	451	2017	25	183.4	197	340	7	20	2562	232.9	791	4579	416.3	70	540
1997	12	40	5	288	24.0	247	516	2144	22	178.7	215	373	17	16	2393	199.4	889	4537	378.1	87	758
1998	11	23	9	225	20.4	217	485	1813	14	164.8	178	326	12	9	2162	196.5	814	3975	361.4	75	639
1999	13	35	14	282	21.7	272	527	1853	16	142.5	243	450	16	17	3278	252.2	977	5131	394.7	101	857
2000	12	33	8	251	20.9	252	522	1879	18	156.6	209	399	13	11	2475	206.2	921	4354	362.8	101	845
2001	14	44	12	344	24.6	281	510	1637	14	116.9	290	522	24	27	3700	264.3	1032	5337	381.2	98	751
2002	14	47	18	379	27.1	302	407	2234	23	159.6	254	460	19	21	3432	245.1	1028	5666	404.7	98	862
2003	14	39	14	317	22.6	269	528	2447	17	174.8	251	451	16	22	2890	206.4	979	5337	381.2	91	794
2004	12	32	10	253	21.1	221	486	1974	21	164.5	185	362	16	9	2097	174.8	848	4071	339.2	81	750
2005	13	37	12	292	22.5	254	460	1931	21	148.5	239	405	9	16	2579	198.4	865	4510	346.9	69	623
2006	12	48	4	339	28.2	228	404	1689	18	140.8	233	365	5	26	2666	222.2	769	4355	362.9	58	533
2007	13	42	18	351	27.0	276	476	2357	23	181.3	264	460	4	18	2942	226.3	936	5299	407.6	83	753
2008	13	48	23	404	31.1	261	490	2730	24	210.0	224	384	5	20	2611	200.8	874	5341	410.8	81	749
2009	13	47	13	369	28.4	251	463	2783	22	214.1	202	366	8	24	2595	199.6	829	5378	413.7	69	598
2010	13	50	14	390	30.0	236	450	2060	26	158.5	219	377	8	20	2714	208.8	827	4774	367.2	59	505
2011	13	60	14	457	35.2	267	451	2166	34	166.6	243	438	5	21	3500	269.2	889	5666	435.8	74	700
2012	13	40	9	310	23.8	229	549	2232	20	171.7	196	381	22	15	2173	167.2	930	4405	338.8	72	610
2013	13	51	13	394	30.3	266	529	1926	22	148.2	280	463	14	26	3674	282.6	992	5600	430.8	89	812
2014	14	58	17	454	32.4	279	615	2827	24	201.9	243	403	9	32	3557	254.1	1018	6384	456.0	109	905
2015	12	63	6	457	38.1	267	563	2816	32	234.7	206	331	9	20	2538	211.5	894	5354	446.2	67	626
2016	12	48	12	371	30.9	261	601	2972	25	247.7	159	270	5	21	2009	167.4	871	4981	415.1	69	624
2017	14	30	14	251	17.9	239	463	1588	13	113.4	275	461	9	14	2900	207.1	924	4488	320.6	72	567
2018	14	23	13	198	14.1	249	507	1851	8	132.2	231	447	19	15	2652	189.4	954	4503	321.6	70	575
2019	12	46	13	361	30.1	262	445	1927	24	160.6	268	434	11	20	3110	259.2	879	5037	419.8	78	721
2020	6	23	7	180	30.0	117	244	1274	14	212.3	98	176	4	8	1306	217.7	420	2580	430.0	38	320
2021	13	32	16	267	20.5	237	454	1636	15	125.8	212	405	11	17	2886	222.0	859	4522	347.8	83	730
2022	14	31	19	272	19.4	257	490	2094	17	149.6	232	434	12	14	2651	189.4	924	4745	338.9	86	735



ANNUAL LEADERS

PASSING YARDAGE LEADERS

Year	Player	Comp.	Att.	Pct.	Yards	TD	INT	Cl.
1947	Montgomery				853			
1950	Scales				738			
1951	Fred Sommers	31	82	37.8	556	4	13	
1952	Bistrick				790			
1959	Nick Papac	47	102		712	7	3	
1960	Nick Papac	52	99	52.5	936	6	6	
1961	Carter	57	114	50.0	805	7	5	
1962	Jon Anabo	70	135	51.9	1,184	11	6	
1963	Carter	115	226	50.9	1,595	10	13	
1964	Melton	66	142	46.4	886	3	11	
1970	Karl Francis	134	261	51.3	1,783	17	13	Sr.
1971	John Behrens	67	159	42.1	880	5	12	Jr.
1972	John Behrens	139	315	44.1	1,857	9	20	Sr.
1973	Rod Kraft	43	110	39.1	695	8	11	Fr.
1974	Neftali Cortez	120	255	47.1	1,916	16	15	Jr.
1975	Neftali Cortez	125	246	50.8	1,674	8	22	Sr.
1976	Dean Jones	65	128	50.8	696	6	6	Jr.
1977	Dean Jones	56	148	37.8	941	5	7	Sr.
1978	Bill Yancy	66	161	41.0	1,083	10	16	Jr.
1979	Sergio Toscano	76	142	53.5	1,084	7	5	RFr.
1980	Sergio Toscano	121	247	49.0	1,476	8	11	So.
1981	Jeff Tedford	132	250	52.8	1,879	11	11	Jr.
1982	Jeff Tedford	184	348	52.9	2,994	24	22	Sr.
1983	Kevin Sweeney	166	334	49.7	2,359	16	19	RFr.
1984	Kevin Sweeney	227	421	53.9	3,259	20	13	So.
1985	Kevin Sweeney	186	314	59.2	2,789	17	8	Jr.
1986	Kevin Sweeney	160	284	56.3	2,363	15	9	Sr.
1987	Dave Telford	202	351	57.5	2,589	12	10	Jr.
1988	Mark Barsotti	116	232	50.0	1,795	9	11	RFr.
1989	Mark Barsotti	138	262	52.7	1,987	15	12	So.
1990	Mark Barsotti	182	346	52.6	2,534	9	12	Jr.
1991	Mark Barsotti	123	191	64.4	1,777	17	4	Sr.
1992	Trent Dilfer	188	360	52.2	3,000	21	14	So.
1993	Trent Dilfer	254	396	64.1	3,799	30	5	Jr.
1994	Richie Donati	152	263	57.8	2,254	11	9	So.
1995	Richie Donati	141	254	55.5	1,890	12	11	Jr.
1996	Jim Arellanes	173	281	61.6	2,487	13	14	Sr.
1997	Billy Volek	178	318	56.0	1,853	17	6	So.
1998	Billy Volek	151	261	57.9	1,973	10	3	Jr.
1999	Billy Volek	249	383	65.0	2,706	30	3	Sr.
2000	David Carr	216	349	61.9	2,729	23	12	Jr.
2001	David Carr	344	533	64.5	4,839	46	9	Sr.
2002	Paul Pinegar	230	403	57.1	2,929	20	10	RFr.
2003	Paul Pinegar	174	294	59.2	1,773	11	9	So.
2004	Paul Pinegar	173	292	59.2	2,099	23	15	Jr.
2005	Paul Pinegar	265	416	63.7	3,335	30	15	Sr.
2006	Tom Brandstater	146	268	54.5	1,490	13	14	So.
2007	Tom Brandstater	211	337	62.6	2,654	15	5	Jr.
2008	Tom Brandstater	221	371	59.6	2,664	18	12	Sr.
2009	Ryan Colburn	181	298	60.7	2,459	19	11	Jr.
2010	Ryan Colburn	227	360	63.1	2,817	23	9	Sr.
2011	Derek Carr	279	446	62.6	3,544	26	9	So.
2012	Derek Carr	344	511	67.3	4,104	37	7	Jr.
2013	Derek Carr	454	659	68.9	5,083	50	8	Sr.
2014	Brian Burrell	252	432	58.3	2,620	22	18	Jr.
2015	Zack Greenlee	74	156	47.4	866	13	6	So.
2016	Chason Virgil	166	322	51.6	2,021	13	10	RFr.
2017	Marcus McMaryion	218	351	62.1	2,726	14	5	Jr.
2018	Marcus McMaryion	293	427	68.6	3,629	25	5	Sr.
2019	Jorge Reyna	236	365	64.7	2,654	15	11	Sr.
2020	Jake Haener	150	232	64.7	2,021	14	5	Jr.
2021	Jake Haener	329	490	67.1	4,096	33	9	Sr.
2022	Jake Haener	252	350	72.0	2,896	20	3	Sr.^

RUSHING YARDAGE LEADERS

Year	Player	Att.	Yards	Avg.	TDs	Cl.
1947	Vincent Palmo		197			
1950	John Morse		336			
1951	Nick Dokoozlian	90	463	5.1		
1952	Larry Willoughby	141	1,092	7.74	11	
1954	Dean Philpott		527			
1956	Dean Philpott		807			
1957	Dean Philpott		767			
1958	Dale Messer		617			So.
1959	Dale Messer	72	485	6.7	8	Jr.
1960	Dale Messer	131	811	6.2	18	Sr.
1961	Bill Kendrick	89	484	5.4	6	Sr.
1962	Jim Long	58	313	5.4	11	Jr.
1963	Herman Hamp	62	282	4.5		Sr.
1964	Jim Long	115	715	6.2	13	Jr.
1965	Dan Wilsey (FB)	48	215	4.5	2	Sr.
1966	Ken Long	75	297	3.9	4	Sr.
1967	Fred Figueroa (FB)	125	428	3.4	1	Sr.
1968	Mike Flores (FB)		724			Sr.
1969	Walt Jensen	97	312	3.2	1	Sr.
1970	Henry Woodson	200	822	4.1	10	Jr.
1971	Herbie Phillips (FB)	169	719	4.2	5	Jr.
1972	Larry Miller	167	660	4.0	7	Jr.
1973	Greg Bass	76	367	4.8	1	Sr.
1974	Jeff Johnson	135	565	4.3	3	So.
1975	Jeff Johnson	185	774	4.2	10	Jr.
1976	Dean Jones (QB)	153	646	4.2	8	Jr.
1977	Steve Franklin	135	789	5.8	4	Sr.
1978	Keith Gooch	108	531	4.9	5	Fr.
1979	Ken Lovely	182	825	4.2	6	Jr.
1980	Ted Torosian	123	520	4.2	4	Jr.
1981	Ted Torosian	155	639	4.1	3	Sr.
1982	Ken Williams	75	422	5.6	4	Jr.
1983	Ken Williams	91	391	4.3	1	Sr.
1984	Calvin Scruggs	113	343	3.0	2	Fr.
1985	James Williams	197	1,111	5.6	14	Jr.
1986	James Williams	166	885	5.3	8	Sr.
1987	Kelly Skipper	141	588	4.2	6	Jr.
1988	Myron Jones	136	746	5.4	10	Jr.
1989	Aaron Craver	247	1,313	5.3	9	Jr.
1990	Aaron Craver	225	1,003	4.5	17	Sr.
1991	Ron Rivers	141	989	7.0	5	So.
1992	Ron Rivers	154	1,007	6.5	9	Jr.
1993	Ron Rivers	230	1,477	6.4	14	Sr.
1994	Jerome Oliver	258	1,106	4.3	8	Jr.
1995	Reggie Brown	131	719	5.5	9	Sr.
1996	Michael Pittman	214	1,132	5.3	13	Jr.
1997	Michael Pittman	238	1,057	4.4	8	Sr.
1998	Jaime Kimbrough	213	1,168	5.5	10	Sr.
1999	Derrick Ward	147	875	6.0	7	Fr.
2000	Josh Levi	92	397	4.3	2	So.
2001	Paris Gaines	220	1,044	4.7	8	Sr.
2002	Rodney Davis	313	1,586	5.1	9	Jr.
2003	Dwayne Wright	190	1,038	5.5	3	Jr.
2004	Bryson Sumlin	191	1,104	5.8	13	Sr.
2005	Wendell Mathis	248	1,313	5.3	15	Sr.
2006	Dwayne Wright	261	1,462	5.6	11	Sr.
2007	Ryan Mathews	145	866	6.0	14	Fr.
2008	Anthony Harding	147	822	5.6	6	Jr.
2009	Ryan Mathews	276	1,808	6.6	19	Jr.
2010	Robbie Rouse	205	1,129	5.5	8	So.
2011	Robbie Rouse	329	1,549	4.7	13	Jr.
2012	Robbie Rouse	282	1,490	5.3	12	Sr.
2013	Josh Quezada	155	807	5.2	6	Jr.
2014	Marteze Waller	225	1,368	6.1	11	Jr.
2015	Marteze Waller	228	920	4.0	5	Sr.
2016	Dontel James	208	697	3.4	5	Jr.
2017	Jordan Mims	151	627	4.2	6	Fr.
2018	Ronnie Rivers	132	743	5.6	10	So.
2019	Ronnie Rivers	177	899	5.1	13	Jr.
2020	Ronnie Rivers	100	507	5.1	7	Sr.
2021	Ronnie Rivers	162	788	4.9	5	Sr.^
2022	Jordan Mims	261	1,372	5.3	18	Sr.^



ANNUAL LEADERS

Net Rushing Yardage Leaders (By a QB)

Year	Player	Att.	Yards	Avg.	TDs
1973	Rod Kraft	75	144	1.9	2
1974	Neftali Cortez	100	145	1.4	5
1975	Rick Jelmini	3	-3	0	0
1976	Dean Jones	153	646	4.2	8
1977	Dean Jones	157	746	4.8	10
1978	Billy Yancy	143	386	2.7	7
1979	Gary Kaiser	32	-13	-0.4	1
1980	Sergio Toscano	59	-42	-0.7	2
1981	Sergio Toscano	24	86	3.6	0
1982	Sergio Toscano	14	-26	-0.5	0
1983	Chris Mendonca	18	19	1.1	0
1984	Eddie Bustamante	6	68	11.3	0
1985	Kevin Sweeney	86	24	0.3	4
1986	Eric Buechele	4	-17	-4.3	0
1987	Eric Buechele	15	-50	-3.3	1
1988	Dave Telford	22	83	3.8	1
1989	Mark Barsotti	87	244	2.8	8
1990	Mark Barsotti	61	248	4.1	5
1991	Mark Barsotti	58	213	3.7	7
1992	Trent Dilfer	80	90	1.1	2
1993	David Dunn	2	6	3.0	0
1994	Adrian Claiborne	38	51	1.3	0
1995	Richie Donati	22	-16	-0.7	0
1996	Richie Donati	9	-14	-1.6	0
1997	David Carr	5	-21	-4.2	0
1998	Billy Volek	62	-18	-0.3	4
1999	Jeff Grady	4	4	1.0	0
2000	David Carr	74	83	1.1	4
2001	David Carr	94	67	0.7	5
2002	Jeff Grady	4	-9	-2.2	0
2003	Paul Pinegar	43	-18	-0.4	1
2004	Paul Pinegar	46	99	2.2	3
2005	Paul Pinegar	46	59	1.3	3
2006	Tom Brandstater	32	86	2.7	2
2007	Tom Brandstater	48	118	2.5	3
2008	Tom Brandstater	51	-50	-1.0	4
2009	Ryan Colburn	66	171	2.6	2
2010	Ryan Colburn	95	75	0.8	3
2011	Derek Carr	57	72	1.3	3
2012	Greg Watson	23	65	2.8	3
2013	Derek Carr	40	117	2.9	2
2014	Brian Burrell	110	360	3.3	3
2015	Kilton Anderson	51	221	4.1	5
2016	Zach Kline	48	134	2.8	1
2017	Marcus McMaryion	57	302	5.3	4
2018	Marcus McMaryion	71	294	4.1	8
2019	Jorge Reyna	98	264	2.7	2
2020	Jake Haener	57	18	0.3	3
2021	Jaylen Henderson	14	68	4.9	0
2022	Logan Fife	32	35	1.1	1

Receiving Leaders (Catches)

Year	Player	Rec.	Yards	Avg.	TD	Cl.
1951	Jerry Wilson	15	239		1	
1959	Dale Messer	17	297		2	
1960	Dale Messer	30	655		4	
1961	Houser	26	316		0	
1962	Larry Fogelstrom	24	415		4	
1963	Farris	35	528		4	
1964	Keith	26	446		3	
1970	John Sexton	53	753	14.2	9	Sr.
1971	Gary Austin	35	463	13.2	3	Jr.
1972	Mike Harris	30	407	13.6	3	Jr.
1973	Curt Wurst	24	295	12.3	2	Sr.
1974	Calvin Young (TE)	29	468	16.1	2	So.
1975	Kevin Spencer	32	377	11.8	1	Jr.

1976	Kevin Spencer	27	333	12.3	3	Sr.
1977	Tony Jackson	25	507	20.3	1	Sr.
1978	Wyatt Henderson	30	566	18.9	5	Sr.
1979	Enis Gilbeau	40	628	15.7	6	Sr.
1980	Ted Torosian	45	447	9.9	3	Jr.
1981	Henry Ellard	39	808	20.7	4	Jr.
1982	Henry Ellard	62	1,510	24.4	15	Sr.
1983	Larry Willis	63	1,009	16.0	6	Jr.
1984	Larry Willis	79	1,251	15.8	8	Sr.
1985	Gene Taylor	32	631	19.7	7	Jr.
1986	Stephen Baker	33	785	23.8	7	Sr.
1987	Ron Jenkins	76	985	13.0	3	Sr.
1988	Andre Alexander	33	703	21.3	3	Sr.
1989	Dwight Pickens	32	673	21.0	6	Sr.
1990	Kelvin Means	40	492	12.3	1	Jr.
1991	Kelvin Means	34	474	13.9	5	Sr.
1992	Malcolm Seabron	42	994	23.7	9	Jr.
1993	Charlie Jones	47	897	19.1	7	So.
1994	Charlie Jones	54	971	18.0	6	Jr.
1995	Charlie Jones	71	1,171	16.5	9	Sr.
1996	Brian Roberson	78	1,248	16.0	5	Sr.
1997	Jaime Kimbrough (RB)	36	368	10.2	5	Jr.
1998	Charles Smith	42	621	14.8	3	RFr.
1999	Rodney Wright	74	1,062	14.4	7	So.
2000	Bernard Berrian	43	705	16.4	6	So.
2001	Rodney Wright	104	1,630	15.7	11	Sr.
2002	Marque Davis	64	956	14.9	7	Sr.
2003	Bernard Berrian	63	668	10.6	4	Sr.
2004	Joe Fernandez	38	546	14.4	4	So.
2005	Joe Fernandez	46	561	12.2	8	Jr.
2006	Chastin West	33	365	11.1	3	RFr.
2007	Marlon Moore	48	694	14.5	5	So.
2008	Seyi Ajitrotutu	47	795	16.9	5	Jr.
2009	Seyi Ajitrotutu	49	677	13.8	7	Sr.
2010	Jamel Hamler	54	812	15.0	6	Sr.
2011	Devon Wylie	56	716	12.8	1	Sr.
2012	Davante Adams	102	1,312	12.9	14	RFr.
2013	Davante Adams	131	1,718	13.1	24	So.
2014	Josh Harper	90	1,097	12.2	7	Sr.
2015	Jamire Jordan	46	540	11.7	5	RFr.
2016	KeeSean Johnson	66	773	11.7	6	So.
2017	KeeSean Johnson	77	1,013	13.2	8	Jr.
2018	KeeSean Johnson	95	1,340	14.1	8	Sr.
2019	Zane Pope	47	525	11.2	1	So.
2020	Jalen Cropper	37	520	14.1	5	So.
2021	Jalen Cropper	85	899	10.6	11	Jr.
2022	Jalen Cropper	83	1,086	13.1	5	Sr.

Receiving Leaders (Yards)

Year	Player	Yards	Rec.	Avg.	TDs	Cl.
1951	Marlin Binger	315	14		3	
1959	Dale Messer	297	17		2	
1960	Dale Messer	655	30		4	
1961	Houser	316	26		0	
1962	Jan Barrett	482	20		7	
1963	Farris	528	35		4	
1964	Keith	446	26		3	
1970	Gary Boreham	941	43	21.9	11	Sr.
1971	Gary Austin	463	35	13.2	3	Jr.
1972	Mike Harris	407	30	13.6	3	Jr.
1973	Mike Harris	356	23	15.5	1	Sr.
1974	Glen Cotton	543	24	22.6	5	Jr.
1975	Calvin Young (TE)	437	30	14.6	2	Jr.
1976	Kevin Spencer	333	27	12.3	3	Sr.
1977	Tony Jackson	507	25	20.3	1	Sr.
1978	Wyatt Henderson	566	30	18.9	5	Sr.
1979	Enis Gilbeau	628	40	15.7	6	Sr.
1980	Henry Ellard	493	28	17.6	3	So.
1981	Henry Ellard	808	39	20.7	4	Jr.

1982	Henry Ellard	1,510	62	24.4	15	Sr.
1983	Larry Willis	1,009	63	16.0	6	Jr.
1984	Larry Willis	1,251	79	15.8	8	Sr.
1985	Stephen Baker	893	31	28.9	4	Jr.
1986	Stephen Baker	785	33	23.8	7	Sr.
1987	Ron Jenkins	985	76	13.0	3	Sr.
1988	Andre Alexander	703	33	21.3	3	Sr.
1989	Dwight Pickens	673	32	21.0	6	Sr.
1990	Chris Gawley	645	32	20.2	3	Sr.
1991	Marty Thompson	475	33	14.4	8	Jr.
1992	Malcolm Seabron	994	42	23.7	9	Jr.
1993	Charlie Jones	897	47	19.1	7	So.
1994	Charlie Jones	871	54	18.0	6	Jr.
1995	Charlie Jones	1,171	71	16.5	9	Sr.
1996	Brian Roberson	1,248	79	16.0	5	Sr.
1997	Anthony Toker	414	32	12.9	3	Jr.
1998	Charles Smith	621	42	14.8	3	RFr.
1999	Rodney Wright	1,062	74	14.4	7	So.
2000	Bernard Berrian	705	43	16.4	6	So.
2001	Rodney Wright	1,630	104	15.7	11	Sr.
2002	Marque Davis	956	64	14.9	7	Sr.
2003	Bernard Berrian	668	63	10.6	4	Sr.
2004	Joe Fernandez	546	38	14.4	4	So.
2005	Paul Williams	729	43	17.0	7	Jr.
2006	Chastin West	365	33	11.1	3	RFr.
2007	Marlon Moore	694	48	14.5	5	So.
2008	Seyi Ajitrotutu	795	47	16.9	5	Jr.
2009	Seyi Ajitrotutu	677	49	13.8	7	Sr.
2010	Jamel Hamler	812	54	15.0	6	Sr.
2011	Jalen Saunders	1,065	50	21.3	12	So.
2012	Davante Adams	1,312	102	12.9	14	RFr.
2013	Davante Adams	1,718	131	13.1	24	So.
2014	Josh Harper	1,097	90	12.2	7	Sr.
2015	Jamire Jordan	540	46	11.7	5	RFr.
2016	KeeSean Johnson	773	66	11.7	6	So.
2017	KeeSean Johnson	1,013	77	13.2	8	Jr.
2018	KeeSean Johnson	1,340	95	14.1	8	Sr.
2019	Zane Pope	525	47	11.2	1	So.
2020	Jalen Cropper	520	37	14.1	5	So.
2021	Jalen Cropper	899	85	10.6	11	Jr.
2022	Jalen Cropper	83	1,086	13.1	5	Sr.

Tackle Leaders

Year	Player	Solo	Ast.	Total	Pos.	Cl.
1981	Steve Cordle	78	31	101	S	
1982	Kevin Johnson	55	42	97	LB	Sr.
	Bobby Stevenson	55	42	97	LB	Sr.
1983	Curtis Allen	44	31	75	S	
1984	Curtis Allen	60	41	101	S	
1985	George Petersen	52	43	95	LB	
1986	Anthony Nunn	48	45	93	LB	Jr.
1987	John O'Leary	60	40	100	LB	
1988	Tracy Rogers	70	37	107	LB	Sr.
1989	Ron Cox	62	42	104	S	Jr.
1990	Mark Adams	70	42	112	SS	Sr.
1991	Marquez Pope	57	39	96	FS	
1992	Zach Rix	68	31	99	S	
1993	Ron Papazian	84	64	148	LB	Jr.
1994	Ron Papazian	79	60	139	LB	Sr.
1995	Omar Stoutmire	111	87	198	S	Jr.
1996	A.J. Gass	82	68	150	LB	Jr.
1997	A.J. Gass	76	47	123	LB	Sr.
1998	Tim Skipper	60	48	108	LB	So.
1999	Vernon Fox	50	53	103	S	So.
2000	Tim Skipper	41	66	107	LB	Sr.
2001	Maurice Rodriguez	64	37	101	LB	Sr.
2002	Cameron Worrell	57	49	106	S	Sr.
2003	James Sanders	55	38	93	DB	So.
2004	Dwayne Andrews	27	39	66	LB	So.



ANNUAL LEADERS

2005	Richard Marshall	57	21	78	CB	Jr.
2006	Dwayne Andrews	43	44	87	LB	Sr.
2007	Marcus Riley	64	68	132	LB	Sr.
2008	Ben Jacobs	47	66	113	LB	So.
2009	Ben Jacobs	60	46	106	LB	Jr.
2010	Ben Jacobs	38	49	87	LB	Sr.
2011	Travis Brown	57	28	85	LB	Jr.
2012	Phillip Thomas	66	18	84	S	Sr.
2013	Karl Mickelsen	64	32	96	ILB	Jr.
2014	Karl Mickelsen	71	25	96	ILB	Sr.
2015	Ejiro Ederaine	54	45	99	OLB	Sr.
2016	Stratton Brown	57	58	115	S	Sr.
2017	Jeff Allison	79	47	126	LB	So.
2018	Jeff Allison	72	60	132	LB	Jr.
2019	Justin Rice	65	47	112	LB	RJr.
2020	Bralyn Lux	27	3	30	CB	RFr.
2021	Evan Williams	60	33	93	S	Jr.
2022	Levelle Bailey	54	34	88	LB	Sr.

Sacks Leaders

Year	Player	Sacks	Yards	Pos.	Cl.
1981	Tony Vegas	6.0	--	DE	Jr.
1982	Cylde Glover	8.0	--	DE	Sr.
1983	Otis Tolbert	6.0	--	DE	
1984	Victor Burnett	6.5	41	DE	
1985	Greg Ramsey	6.5	55	DE	
1986	Jethro Franklin	19.5	142	DE	Jr.
1987	Jethro Franklin	12.0	76	DE	Sr.
1988	Ron Cox	14.5	98	S	So.
1989	Ron Cox	28.0	167	S	Jr.
1990	Judd Foell	6.0	29	DE	Jr.
1991	Zack Rix	7.0	42	NG	Jr.
1992	Zack Rix	6.5	41	NG	Sr.
1993	Brad Bell	9.0	54	DE	Sr.
1994	Omar Stoutmire	5.0	47	S	So.
1995	Bryan Robinson	5.0	17	DT	Jr.
1996	Bryan Robinson	5.0	45	DT	Sr.
1997	A.J. Gass	9.0	42	LB	Sr.
1998	Bobby Brooks	6.4	41	LB	Sr.
1999	Justin Johnson	6.0	36	LB	Jr.
2000	Orlando Huff	10.0	54	LB	Sr.
2001	Alan Harper	12.0	79	DT	Sr.
2002	Nick Burley	10.0	57	DE	Sr.
2003	Brian Morris	11.0	63	DL	Sr.
2004	Garrett McIntyre	7.0	44	DE	Fr.
2005	Tyler Clutts	7.0	45	DE	So.
	Garrett McIntyre	7.0	44	DE	RFr.
2006	Tyler Clutts	5.0	23	DE	Jr.
2007	Tyler Clutts	7.5	31	DE	Sr.
2008	Ikenna Ike	4.5	45	DE	So.
2009	Chris Carter	5.0	36	DL	Jr.
2010	Chris Carter	11.0	63	DL	Sr.
2011	Logan Harrell	6.0	63	DT	Sr.
2012	Andy Jennings	5.5	33	DE	Jr.
2013	Ejiro Ederaine	10.0	57	OLB	So.
2014	Tyeler Davison	8.5	54	NG	Sr.
2015	Ejiro Ederaine	9.0	60	OLB	Sr.
2016	Jeff Camilli	4.0	29	ILB	Sr.
2017	Tobenna Okeke	6.0	30	DE	Sr.
2018	George Helmut	5.0	33	LB	Sr.
2019	Kevin Atkins	5.0	33	DT	Jr.
2020	Kwami Jones	5.0	22	DE	Sr.
	Kevin Atkins	5.0	31	DT	Sr.
2021	Kevin Atkins	7.0	39	DT	Sr.*
	David Perales	7.0	60	DE	Sr.
2022	David Perales	11.5	81	DE	Sr.*

Tackles for Loss Leaders

Year	Player	TFL	Yards	Pos.	Cl.
1984	Victor Burnett	13.5	70	DE	
1985	Mark Olsen	9.0	57	LB	
1986	Jethro Franklin	25.5	153	DE	Jr.
1987	Jethro Franklin	16.0	83	DE	Sr.
1988	Tracy Rodgers	14.0	37	LB	
1989	Ron Cox	12.0	58	S	Jr.
1990	Judd Foell	7.0	18	DE	Jr.
1991	Brad Bell	7.0	13	DE	So.
	Judd Foell	7.0	19	DE	Sr.
	Zack Rix	7.0	11	NG	Jr.
1992	Nick Serfas	17.0	33	DE	
1993	Brad Bell	13.0	62	DE	Sr.
1994	Gene Smith	10.0	38	LB	Jr.
1995	Maryln Jackson	5	17	CB	So.
1996	A.J. Gass	8.0	13	LB	Jr.
1997	A.J. Gass	17.0	66	LB	Sr.
1998	Tim Skipper	17.0	10	LB	So.
1999	Alan Harper	15.0	47	DT	So.
2000	Orlando Huff	17.0	78	LB	Sr.
2001	Alan Harper	21.0	102	DT	Sr.
2002	Nick Burley	17.5	71	DE	Sr.
2003	Brian Morris	15.5	77	DL	Sr.
2004	Garrett McIntyre	10.5	61	DE	Fr.
	Claude Sanders	10.5	43	DE	Sr.
2005	Garrett McIntyre	12.5	55	DE	So.
2006	Marlon Brisco	6.5	18	DE	Sr.
	Dwayne Andrews	6.5	16	LB	Sr.
2007	Marcus Riley	15.0	43	LB	Sr.
2008	Kyle Knox	8.0	32	LB	RFr.
2009	Chris Carter	13.0	51	DL	Jr.
2010	Chris Carter	16.5	93	DL	Sr.
2011	Logan Harrell	17.0	100	DT	Sr.
2012	Phillip Thomas	12.0	44	S	Sr.
2013	Ejiro Ederaine	16.5	74	OLB	So.
2014	Tyeler Davison	13.0	63	NG	Sr.
2015	Ejiro Ederaine	16.5	77	OLB	Sr.
2016	Jeff Camilli	9.0	41	ILB	Sr.
2017	Robert Stanley	11.5	54	DE	Sr.
2018	Mykal Walker	14.0	39	DE	Jr.
2019	Mykal Walker	9.0	28	LB	Sr.
2020	David Perales	9.0	30	DE	Jr.
2021	Arron Mosby	15.5	66	DE	Sr.^
2022	David Perales	16.0	94	DE	Sr.^

Interception Leaders

Year	Player	INT	Yards	TD	Pos.	Cl.
1959	Jim Sanderson	5	50			
1960	Jim Sanderson	6	162			
1961	Jim Sanderson	5	72			
1970	Carl Ray Harris	14	98	0	DB	Sr.
1971	Ray Sherman	4	75	0	DB	Jr.
	Ben Davis	4	10	0	DB	Sr.
1972	Tony Limbrick	2	16	0	DB	Jr.
	Dennis Tripp	2	2	0	LB	Sr.
1973	Bob Boone	4	53	0	FS	Sr.
	Benson Reed	4	28	0	DB	Sr.
1974	Calvin Lane	4	182	2	DB	Jr.
1975	Calvin Lane	5	61	1	DB	Sr.
1976	Gary Hayes	4	111	1	DB	So.
1977	Bob Glazebrook	4	16	0	DB	Sr.
1978	Gary Hayes	3	41	0	DB	
	Jeff Horton	3	0	0	S	
1979	Gary Hayes	5	21	0		Sr.
1980	Anthony Washington	2	46	1	DB	Sr.
1981	Matt McKnight	5	56	0	S	
	Steve Cordle	5	53	0	S	

1982	Matt McKnight	6	51	0	FS	Sr.
	Eric Fox	6	32	0	CB	So.
1983	Curtis Allen	4	28	0	S	
1984	Ron Cross	8	132	0	S	Sr.
1985	Rod Webster	6	88	1	S	So.
1986	Michael Stewart	5	22	0	S	Sr.
1987	Rod Webster	4	112	1	S	Sr.
1988	Craig Bowens	4	40	0	S	Sr.
	Tony Harris	4	0	0	S	Sr.
1989	Ron Cox	2	75	1	S	Jr.
	Marquez Pope	2	34	0	S	So.
	Tony Brown	2	28	0	CB	So.
	Dave Shelton	2	4	0	S	Sr.
1990	Marquez Pope	4	36	0	FS	Jr.
1991	Tony Brown	4	41	1	CB	Sr.
	Marquez Pope	4	27	0	FS	Sr.
1992	Tommy Jones	5	59	0	CB	
1993	James Burton	4	89	1	CB	Sr.
1994	Lance Thomas	4	0	0	S	Sr.
1995	Steve Wilson	2	46	1	CB	Jr.
	Marlyn Jackson	2	7	0	CB	So.
	Omar Stoutmire	2	0	0	S	Jr.
1996	Cory Hall	2	26	0	S	So.
	Marlyn Jackson	2	0	0	CB	Jr.
1997	Efrain Guizar	6	114	2	S	Jr.
1998	Payton Williams	3	85	0	CB	So.
1999	Curtis Edwards	3	141	1	S	So.
2000	Tierre Sams	4	42	0	DB	Jr.
2001	Devon Banks	5	15	0	CB	Sr.
2002	Cameron Worrell	5	97	1	S	Sr.
2003	Manuel Sanchez	4	50	0	LB	So.
2004	Richard Marshall	3	205	2	CB	So.
2005	Richard Marshall	3	17	0	SB	Jr.
2006	Damion Jenkins	3	70	1	CB	Jr.
2007	Damion Owens	1	17	0	CB	So.
	Moses Harris	1	2	0	S	So.
	Jake Jorde	1	0	0	S	Jr.
	Marcus Riley	1	0	0	LB	Sr.
2008	Marvin Haynes	2	2	0	DB	Jr.
2009	Phillip Thomas	2	26	1	S	RFr.
2010	Phillip Thomas	3	90	0	S	So.
2011	L.J. Jones	3	2	0	CB	So.
2012	Phillip Thomas	8*!	98	3!	SS	Sr.
2013	Derron Smith	7	135	1	FS	Jr.
2014	Charles Washington	2	36	0	DB	Jr.
	Kyrie Wilson	2	27	1	ILB	Jr.
	Karl Mickelsen	2	11	0	ILB	Sr.
2015	Tyquwan Glass	4	76	0	CB	Jr.
2016	Jamal Ellis	2	0	0	CB	Sr.
	Tyquwan Glass	2	0	0	CB	Sr.
2017	Jaron Bryant	4	64	2	CB	So.
2018	Juju Hughes	4	65	0	SS	Jr.
	Anthoula "Tank" Kelly	4	153	2	CB	Sr.
2019	Wylan Free	2	104	1	FS	So.
	Juju Hughes	2	32	0	SS	Sr.
	Justin Rice	2	0	0	LB	RJr.
2020	Chris Gaston	2	18	0	CB	Jr.
2021	Evan Williams	3	64	0	S	Jr.
2022	Cam Lockridge	5	101	1	CB	Jr.

! denotes Mountain West record

* denotes figure led all Football Bowl Subdivision players

^ denotes players who utilized the extra year of eligibility granted by the NCAA due to the COVID-19 pandemic

NOTE: 1985 records are missing statistics from the Cal Bowl game

NOTE: The 2020 season consisted of six football games due to the COVID-19 pandemic.



CHRONOLOGICAL LISTS

100-Yard Rushing Games (304)

Date	Att-Yds-TD	Player	Opponent
Unknown	8-136-2	Elmer Cranmer	Unknown
Nov. 8, 1930	5-113-2	Frenchy Bordagary	UC Davis
Oct. 31, 1936	14-127-0	Sam Jones	Chico State
Oct. 30, 1937	?-169-0	Kenny Gleason	Chico State
Nov. 6, 1937	?-111-3	Kenny Gleason	at Nevada
Dec. 25, 1937	12-142-1	Granny Holbrook	vs. Ark.St. Teachers College
Oct. 1, 1938	15-121-2	Ernie Poole	San Diego Marines
Oct. 8, 1938	11-104-0	Ernie Poore	California J.V.'s
Nov. 18, 1938	9-135-1	Ernie Poore	Hawai'i
Nov. 18, 1938	19-111-0	Bob Peterson	Hawai'i
Oct. 14, 1939	5-104-0	Les Terry	Nevada
Nov. 23, 1939	14-136-0	Bob Peterson	San Jose State
Nov. 11, 1940	24-101-0	Ray Patterson	Texas Mines
Oct. 3, 1942	8-113-2	Louis Futrell	Occidental
Oct. 11, 1942	7-108-0	Jack Kelly	at San Diego State
Oct. 31, 1942	?-122-0	Jackie Fellows (QB)	at Pacific
Nov. 1, 1952	10-160-2	Larry Willoughby	at San Diego State
Nov. 8, 1952	9-252-0	Larry Willoughby	at Nevada
Nov. 22, 1952	23-198-1	Larry Willoughby	San Francisco State
Nov. 29, 1952	24-113-2	Larry Willoughby	Whittier
Oct. 2, 1954	13-168-5	Don Driscoll	CS Los Angeles
Nov. 26, 1954	11-188-3	Don Driscoll	San Francisco State
Oct. 8, 1955	11-131-3	Bob Garner	San Diego Navy
Sept. 22, 1956	12-163-0	Bob Garner	at BYU
Oct. 20, 1956	6-103-0	Dean Philpott	San Francisco State
Oct. 20, 1956	7-103-0	John Stienborn	San Francisco State
Oct. 27, 1956	19-170-0	Dean Philpott	Hawai'i
Nov. 10, 1956	26-105-0	Dean Philpott	Cal Poly
Nov. 1, 1958	22-186-0	Dale Messer	San Diego State
Nov. 8, 1958	16-155-2	Dale Messer	at Long Beach State
Oct. 15, 1960	10-111-1	Dale Messer	Cal Poly
Oct. 22, 1960	17-116-3	Dale Messer	at CS Los Angeles
Oct. 14, 1961	6-111-0	Bill Kendrick	at Cal Poly
Oct. 26, 1963	21-105-2	Herman Hamp	CS Los Angeles
Sept. 19, 1964	12-100-0	Harry Miller	South Dakota State
Oct. 17, 1964	29-222-3	Jim Long	Cal Poly
Nov. 14, 1964	7-160-3	Jim Long	Pacific
Oct. 12, 1968	14-142-1	Walt Jensen	CS Northridge
Oct. 12, 1968	10-128-2	Mike Flores	CS Northridge
Nov. 9, 1968	25-152-0	Fred Parker	Long Beach State
Nov. 16, 1968	22-154-2	Walt Jensen	Montana State
Sept. 20, 1969	19-129-1	Walt Jensen	Cal Poly Pomona
Sept. 20, 1969	21-108-1	Gary Caropreso	Cal Poly Pomona
Sept. 12, 1970	21-152-3	Henry Woodson	Hayward State
Oct. 10, 1970	17-121-0	Henry Woodson	CS Northridge
Oct. 17, 1970	27-106-2	Henry Woodson	Cal Poly
Oct. 24, 1970	19-113-1	Herbie Phillips	CS Los Angeles
Sept. 23, 1972	34-195-2	Larry Miller	at New Mexico State
Nov. 11, 1972	33-116-1	Lloyd Robinson	at Northern Illinois
Sept. 8, 1973	16-147-1	Jack Wender	Cal Poly Pomona
Oct. 27, 1973	20-117-0	Greg Bass	at Cal Poly
Oct. 19, 1974	27-140-1	Jeff Johnson	Pacific
Sept. 25, 1976	22-121-2	Dean Jones	Montana State
Oct. 2, 1976	13-123-2	Dean Jones	CS Fullerton
Sept. 24, 1977	21-199-2	Dean Jones	at Montana State
Oct. 8, 1977	27-138-0	Steve Franklin	San Diego State
Oct. 8, 1977	11-102-2	Dean Jones	San Diego State
Oct. 22, 1977	16-155-1	Steve Franklin	San Jose State
Nov. 11, 1977	15-132-1	Dean Jones	at CS Fullerton
Sept. 9, 1978	14-142-1	Bill Yancy (QB)	at McNeese State
Oct. 28, 1978	12-141-1	Steve Woods	CS Fullerton
Nov. 11, 1978	19-118-0	Ted Torosian	Montana State
Nov. 11, 1978	21-109-0	Keith Gooch	Montana State
Nov. 18, 1978	27-155-2	Ted Torosian	at Idaho
Nov. 18, 1978	17-143-1	Gary Carr	at Idaho
Sept. 15, 1979	23-169-0	Ken Lovely	at Montana State
Sept. 15, 1979	16-129-2	Keith Gooch	at Montana State
Oct. 27, 1979	24-130-1	Ken Lovely	at Pacific
Sept. 5, 1981	19-117-0	Danny Rainey	Oregon
Sept. 5, 1981	25-112-0	Ted Torosian	Oregon
Sept. 19, 1981	19-133-1	Steve Woods	at Montana State
Oct. 3, 1981	16-134-1	Steve Woods	San Jose State
Nov. 21, 1981	21-149-1	Ted Torosian	at Arizona
Nov. 20, 1982	18-122-0	Terry Carter	at UNLV
Sept. 24, 1983	20-108-1	Ken Williams	at Pacific
Sept. 8, 1984	19-127-2	Lavale Thomas	at Boise State
Sept. 14, 1985	25-156-2	James Williams	UNLV
Sept. 21, 1985	26-117-1	James Williams	at Oregon State
Sept. 28, 1985	14-109-1	James Williams	Cal Poly
Oct. 19, 1985	19-105-1	James Williams	at New Mexico State
Oct. 26, 1985	18-106-2	James Williams	at Utah State
Nov. 16, 1985	30-176-3	James Williams	at Long Beach State
Nov. 21, 1985	23-136-2	James Williams	Wichita State
Sept. 6, 1986	9-106-2	James Williams	Montana State
Oct. 4, 1986	28-141-2	James Williams	at San Jose State
Oct. 25, 1986	21-171-1	James Williams	Long Beach State
Oct. 30, 1986	20-119-1	James Williams	CS Fullerton
Nov. 6, 1986	16-109-1	Kelly Skipper	at UNLV
Nov. 5, 1988	15-148-1	Darrell Rosette	Pacific
Dec. 10, 1988	23-149-2	Darrell Rosette	vs. Western Michigan*
Sept. 2, 1989	19-125-0	Myron Jones	Utah
Sept. 2, 1989	22-103-0	Aaron Craver	Utah
Sept. 9, 1989	22-103-1	Aaron Craver	Montana
Sept. 16, 1989	22-135-0	Aaron Craver	at Pacific
Sept. 23, 1989	14-116-1	Aaron Craver	Long Beach State
Oct. 14, 1989	19-101-1	Aaron Craver	at Utah State
Oct. 21, 1989	19-124-2	Aaron Craver	CS Fullerton
Oct. 28, 1989	28-212-1	Aaron Craver	UNLV
Oct. 28, 1989	22-159-2	Myron Jones	UNLV
Nov. 11, 1989	13-132-3	Aaron Craver	at New Mexico State
Nov. 11, 1989	13-118-1	Myron Jones	at New Mexico State
Sept. 8, 1990	31-177-2	Aaron Craver	New Mexico
Sept. 22, 1990	15-102-3	Lorenzo Neal	New Mexico State
Sept. 29, 1990	24-121-2	Aaron Craver	CS Fullerton
Sept. 29, 1990	11-112-1	Lorenzo Neal	CS Fullerton
Oct. 13, 1990	24-115-1	Aaron Craver	Utah State
Oct. 20, 1990	26-136-1	James Allison	Long Beach State
Nov. 3, 1990	17-136-3	Aaron Craver	at UNLV
Nov. 10, 1990	17-105-3	Aaron Craver	Pacific
Oct. 5, 1991	8-117-1	Ron Rivers	New Mexico
Oct. 12, 1991	13-133-0	Ron Rivers	Long Beach State
Oct. 19, 1991	19-102-0	Ron Rivers	at New Mexico State
Oct. 26, 1991	11-124-1	Anthony Daigle	UNLV
Nov. 9, 1991	22-113-2	Lorenzo Neal	at Pacific
Nov. 9, 1991	17-107-3	Anthony Daigle	at Pacific
Nov. 16, 1991	12-122-1	Ron Rivers	CS Fullerton
Nov. 23, 1991	26-149-0	Ron Rivers	San Jose State
Nov. 23, 1991	34-108-0	Lorenzo Neal	San Jose State
Sept. 5, 1992	21-196-1	Lorenzo Neal	at Pacific
Sept. 19, 1992	10-119-1	Ron Rivers	Colorado State
Sept. 26, 1992	9-100-2	Anthony Daigle	Washington State
Oct. 24, 1992	16-108-1	Lorenzo Neal	New Mexico
Oct. 24, 1992	16-102-2	Ron Rivers	New Mexico
Oct. 31, 1992	19-105-1	Ron Rivers	Wyoming
Nov. 21, 1992	16-173-2	Ron Rivers	at San Diego State
Dec. 29, 1992	19-104-1	Ron Rivers	vs. USC*
Sept. 11, 1993	18-155-3	Ron Rivers	Oregon State
Sept. 18, 1993	32-205-1	Ron Rivers	at New Mexico
Sept. 18, 1993	27-127-1	Anthony Daigle	at New Mexico
Sept. 25, 1993	18-106-1	Ron Rivers	Utah State
Oct. 16, 1993	16-135-1	Ron Rivers	Air Force
Oct. 23, 1993	27-143-1	Ron Rivers	at BYU
Nov. 6, 1993	21-171-1	Ron Rivers	UTEP
Nov. 13, 1993	10-107-0	Ron Rivers	Hawai'i
Nov. 20, 1993	29-218-2	Ron Rivers	San Diego State
Nov. 20, 1993	12-140-3	Anthony Daigle	San Diego State
Sept. 17, 1994	37-220-1	Jerome Oliver	Oregon State
Sept. 24, 1994	35-148-2	Jerome Oliver	at Hawai'i



CHRONOLOGICAL LISTS

Oct. 15, 1994	32-160-1	Jerome Oliver	Wyoming	Sept. 16, 2006	28-136-2	Dwayne Wright	at Washington
Oct. 29, 1994	24-155-1	Jerome Oliver	New Mexico	Oct. 7, 2006	26-138-0	Dwayne Wright	at Utah State
Nov. 19, 1994	31-127-1	Jerome Oliver	No. 10 Colorado State	Oct. 14, 2006	16-113-1	Lonyae Miller	Hawai'i
Nov. 26, 1994	35-161-3	Reggie Brown	at San Diego State	Nov. 11, 2006	26-121-2	Dwayne Wright	New Mexico State
Sept. 2, 1995	25-181-1	Michael Pittman	NE Louisiana	Nov. 18, 2006	19-133-0	Dwayne Wright	Idaho
Sept. 23, 1995	28-143-1	Jerome Oliver	at Utah	Nov. 24, 2006	25-295-1	Dwayne Wright	at Louisiana Tech
Sept. 30, 1995	21-144-0	Reggie Brown	at UCLA	Dec. 2, 2006	23-106-1	Dwayne Wright	at San Jose State
Oct. 28, 1995	12-102-0	Reggie Brown	Air Force	Oct. 6, 2007	14-171-3	Ryan Mathews	at Nevada
Aug. 31, 1996	39-151-2	Michael Pittman	Oregon	Oct. 13, 2007	18-108-2	Lonyae Miller	at Idaho
Sept. 28, 1996	26-129-1	Michael Gray	Hawai'i	Oct. 20, 2007	16-144-2	Ryan Mathews	San Jose State
Sept. 28, 1996	20-108-0	Michael Pittman	Hawai'i	Nov. 3, 2007	27-126-0	Clifton Smith	Utah State
Oct. 26, 1996	27-130-3	Michael Pittman	at UNLV	Nov. 3, 2007	13-106-2	Ryan Mathews	Utah State
Nov. 2, 1996	21-212-1	Michael Pittman	Boise State	Nov. 10, 2007	17-105-0	Clifton Smith	at No. 14 Hawai'i
Nov. 9, 1996	26-157-3	Michael Pittman	Colorado State	Nov. 24, 2007	22-115-1	Anthony Harding	Kansas State
Nov. 16, 1996	21-138-3	Michael Pittman	Air Force	Nov. 30, 2007	28-121-1	Anthony Harding	at New Mexico State
Aug. 30, 1997	10-120-1	Joe Turner	Portland State	Dec. 31, 2007	18-152-2	Clifton Smith	vs. Georgia Tech*
Sept. 6, 1997	28-204-2	Michael Pittman	Baylor	Sept. 1, 2008	26-163-3	Ryan Mathews	at Rutgers
Sept. 20, 1997	24-131-1	Michael Pittman	at Oregon	Sept. 27, 2008	21-166-1	Ryan Mathews	at UCLA
Oct. 2, 1997	31-112-0	Michael Pittman	Utah	Oct. 4, 2008	20-161-2	Lonyae Miller	Hawai'i
Oct. 18, 1997	25-105-0	Michael Pittman	at No. 17 Air Force	Oct. 4, 2008	23-157-1	Anthony Harding	Hawai'i
Nov. 1, 1997	23-107-4	Michael Pittman	at San Jose State	Oct. 11, 2008	15-181-1	Lonyae Miller	Idaho
Nov. 22, 1997	25-138-1	Michael Pittman	Wyoming	Nov. 15, 2008	23-101-0	Anthony Harding	New Mexico State
Sept. 12, 1998	22-107-1	Jaime Kimbrough	at No. 16 Colorado	Dec. 20, 2008	18-120-2	Anthony Harding	vs. Colorado State*
Sept. 26, 1998	26-164-1	Jaime Kimbrough	Nevada	Dec. 20, 2008	13-113-2	Lonyae Miller	vs. Colorado State
Oct. 24, 1998	15-184-1	Jaime Kimbrough	UTEP	Sept. 5, 2009	11-106-1	Ryan Mathews	UC Davis
Oct. 31, 1998	20-161-3	Jaime Kimbrough	at New Mexico	Sept. 12, 2009	19-107-0	Ryan Mathews	at Wisconsin
Nov. 14, 1998	18-144-2	Jaime Kimbrough	Hawai'i	Sept. 18, 2009	19-234-3	Ryan Mathews	No. 10 Boise State
Nov. 21, 1998	31-212-1	Jaime Kimbrough	San Jose State	Sept. 26, 2009	38-145-1	Ryan Mathews	at No. 14 Cincinnati
Sept. 25, 1999	14-176-2	Derrick Ward	at Nevada	Oct. 10, 2009	24-149-1	Ryan Mathews	at Hawai'i
Oct. 9, 1999	15-156-2	Derrick Ward	Colorado State	Oct. 17, 2009	20-233-1	Ryan Mathews	San Jose State
Nov. 6, 1999	19-148-1	Derrick Ward	Rice	Oct. 24, 2009	25-157-2	Ryan Mathews	at New Mexico State
Nov. 13, 1999	26-130-1	Paris Gaines	at Hawai'i	Oct. 31, 2009	23-185-2	Ryan Mathews	Utah State
Nov. 20, 1999	6-124-1	Josh Levi	San Jose State	Nov. 7, 2009	26-143-3	Ryan Mathews	at Idaho
Sept. 22, 2001	7-107-0	Josh Levi	at Tulsa	Dec. 5, 2009	32-173-3	Ryan Mathews	at Illinois
Sept. 29, 2001	27-203-2	Paris Gaines	Louisiana Tech	Dec. 19, 2009	31-144-2	Ryan Mathews	vs. Wyoming*
Oct. 13, 2001	18-111-0	Paris Gaines	at Colorado State	Sept. 18, 2010	29-165-2	A.J. Ellis	at Utah State
Nov. 23, 2001	18-107-1	Paris Gaines	San Jose State	Oct. 16, 2010	16-150-2	Robbie Rouse	New Mexico State
Sept. 7, 2002	20-118-1	Rodney Davis	at No. 13 Oregon	Oct. 23, 2010	27-116-2	Robbie Rouse	at San Jose State
Oct. 4, 2002	18-115-1	Rodney Davis	Colorado State	Nov. 6, 2010	43-286-1	Robbie Rouse	at Louisiana Tech
Oct. 12, 2002	21-201-1	Rodney Davis	SMU	Nov. 13, 2010	26-217-2	Robbie Rouse	Nevada
Oct. 25, 2002	28-140-1	Rodney Davis	Hawai'i	Sept. 10, 2011	36-169-0	Robbie Rouse	at No. 10 Nebraska
Nov. 9, 2002	31-145-1	Rodney Davis	Tulsa	Sept. 17, 2011	27-110-2	Robbie Rouse	North Dakota
Dec. 5, 2002	37-221-2	Rodney Davis	at Louisiana Tech	Sept. 24, 2011	25-112-0	Robbie Rouse	at Idaho
Dec. 31, 2002	37-153-2	Rodney Davis	vs. Georgia Tech*	Oct. 1, 2011	28-123-1	Robbie Rouse	Ole Miss
Sept. 20, 2003	25-177-1	Dwayne Wright	Louisiana Tech	Oct. 15, 2011	24-140-1	Robbie Rouse	Utah State
Sept. 27, 2003	19-113-0	Dwayne Wright	Portland State	Oct. 22, 2011	24-167-2	Robbie Rouse	at Nevada
Nov. 15, 2003	15-106-0	Dwayne Wright	San Jose State	Nov. 19, 2011	37-176-1	Robbie Rouse	at Hawai'i
Sept. 5, 2004	24-109-1	Dwayne Wright	at Washington	Nov. 26, 2011	33-151-2	Robbie Rouse	San Jose State
Sept. 18, 2004	26-127-0	Bryson Sumlin	Portland State	Sept. 1, 2012	22-123-2	Robbie Rouse	Weber State
Sept. 18, 2004	15-123-2	Wendell Mathis	Portland State	Sept. 8, 2012	27-115-1	Robbie Rouse	at No. 4 Oregon
Oct. 2, 2004	28-191-1	Wendell Mathis	at Louisiana Tech	Sept. 15, 2012	9-144-2	Robbie Rouse	Colorado
Oct. 9, 2004	26-160-1	Bryson Sumlin	UTEP	Sept. 22, 2012	27-135-1	Robbie Rouse	at Tulsa
Nov. 12, 2004	18-220-3	Bryson Sumlin	Hawai'i	Oct. 6, 2012	26-124-0	Robbie Rouse	at Colorado State
Nov. 12, 2004	23-176-3	Wendell Mathis	Hawai'i	Oct. 27, 2012	18-120-1	Robbie Rouse	at New Mexico
Nov. 20, 2004	18-147-1	Bryson Sumlin	Nevada	Nov. 3, 2012	13-102-1	Robbie Rouse	Hawai'i
Nov. 20, 2004	19-110-3	Wendell Mathis	Nevada	Nov. 10, 2012	36-261-2	Robbie Rouse	at Nevada
Nov. 27, 2004	25-134-3	Bryson Sumlin	at San Jose State	Nov. 24, 2012	25-106-0	Robbie Rouse	Air Force
Nov. 27, 2004	23-128-1	Wendell Mathis	at San Jose State	Oct. 5, 2013	19-157-2	Marteze Waller	at Idaho
Dec. 27, 2004	15-126-0	Wendell Mathis	vs. No. 18 Virginia*	Nov. 2, 2013	17-115-0	Josh Quezada	Nevada
Sept. 27, 2005	17-106-1	Bryson Sumlin	Toledo	Nov. 9, 2013	16-105-1	Josh Quezada	at Wyoming
Oct. 8, 2005	22-105-0	Bryson Sumlin	at New Mexico State	Sept. 20, 2014	16-117-1	Marteze Waller	Southern Utah
Oct. 8, 2005	22-105-1	Wendell Mathis	at New Mexico State	Sept. 26, 2014	19-163-0	Marteze Waller	at New Mexico
Oct. 22, 2005	11-101-1	Wendell Mathis	at Idaho	Oct. 10, 2014	17-137-1	Marteze Waller	at UNLV
Oct. 29, 2005	19-229-3	Wendell Mathis	at Hawai'i	Oct. 17, 2014	18-164-2	Marteze Waller	at Boise State
Nov. 5, 2005	21-105-1	Wendell Mathis	San Jose State	Nov. 1, 2014	18-116-1	Marteze Waller	Wyoming
Nov. 10, 2005	25-121-1	Wendell Mathis	Boise State	Nov. 8, 2014	22-145-1	Marteze Waller	San Jose State
Nov. 19, 2005	23-109-1	Wendell Mathis	at No. 1 USC	Nov. 8, 2014	24-112-0	Josh Quezada	San Jose State
Dec. 31, 2005	31-117-1	Wendell Mathis	vs. Tulsa*	Nov. 22, 2014	24-119-0	Josh Quezada	at Nevada
Sept. 1, 2006	26-158-3	Dwayne Wright	Nevada	Nov. 29, 2014	25-137-2	Marteze Waller	Hawai'i
Sept. 9, 2006	29-154-1	Dwayne Wright	No. 20 Oregon	Sept. 3, 2015	22-154-0	Marteze Waller	Abilene Christian



CHRONOLOGICAL LISTS

Oct. 16, 2015	21-111-2	Marteze Waller	UNLV
Nov. 28, 2015	27-112-1	Marteze Waller	Colorado State
Sept. 10, 2016	27-121-1	Dontel James	Sacramento State
Oct. 8, 2016	27-169-1	Dontel James	at Nevada
Oct. 7, 2017	19-105-2	Ronnie Rivers	at San Jose State
Oct. 21, 2017	21-112-0	Jordan Mims	at San Diego State
Oct. 27, 2018	11-125-1	Ronnie Rivers	Hawai'i
Dec. 15, 2018	24-212-2	Ronnie Rivers	vs. Arizona State*
Sept. 28, 2019	5-118-1	Jalen Cropper (WR)	at New Mexico State
Oct. 26, 2019	14-146-2	Ronnie Rivers	Colorado State
Nov. 2, 2019	19-103-2	Ronnie Rivers	at Hawai'i
Nov. 9, 2019	17-102-3	Ronnie Rivers	Utah State
Nov. 30, 2019	29-177-1	Ronnie Rivers	at San Jose State
Nov. 7, 2020	19-133-3	Ronnie Rivers	at UNLV
Nov. 14, 2020	25-132-1	Ronnie Rivers	at Utah State
Sept. 18, 2021	21-136-2	Ronnie Rivers	at No. 13 UCLA
Oct. 23, 2021	23-134-1	Jordan Mims	Nevada
Oct. 30, 2021	29-186-2	Jordan Mims	at No. 21 San Diego State
Dec. 18, 2021	29-165-2	Jordan Mims	vs UTEP
Sept. 10, 2022	21-122-2	Jordan Mims	vs Oregon State
Sept. 17, 2022	15-114-0	Jordan Mims	at No. 7 USC
Oct. 22, 2022	26-165-1	Jordan Mims	at New Mexico
Nov. 5, 2022	18-123-1	Jordan Mims	vs Hawai'i
Nov. 19, 2022	19-156-1	Jordan Mims	at Nevada
Dec. 17, 2022	18-209-2	Jordan Mims	vs Washington State*

300-Yard Passing Games (117)

Date	Cmp-Yds-TD	Player	Opponent
Nov. 23, 1963	24-329-2	Beau Carter	Abilene Christian
Sept. 16, 1972	26-325-2	John Behrens	Western Michigan
Oct. 12, 1974	19-311-2	Neftali Cortez	at San Diego State
Oct. 20, 1979	25-346-0	Sergio Toscano	at Long Beach State
Oct. 17, 1981	19-342-1	Jeff Tedford	Southern Illinois
Nov. 7, 1981	16-365-2	Jeff Tedford	UNLV
Nov. 13, 1982	16-373-3	Jeff Tedford	Montana State
Dec. 18, 1982	31-373-3	Jeff Tedford	vs. Bowling Green*
Sept. 10, 1983	20-329-2	Kevin Sweeney	Bowling Green
Oct. 8, 1983	19-335-2	Kevin Sweeney	San Jose State
Sept. 29, 1984	25-368-4	Kevin Sweeney	New Mexico State
Oct. 20, 1984	18-372-2	Kevin Sweeney	Utah State
Nov. 17, 1984	32-476-2	Kevin Sweeney	Montana State
Nov. 9, 1985	28-346-1	Kevin Sweeney	at Pacific
Sept. 6, 1986	13-332-2	Kevin Sweeney	Montana State
Sept. 13, 1986	26-328-2	Kevin Sweeney	Oregon State
Oct. 4, 1986	13-337-3	Kevin Sweeney	at San Jose State
Oct. 24, 1987	32-536-3	Dave Telford	at Pacific
Nov. 7, 1987	20-324-2	Dave Telford	CS Fullerton
Nov. 14, 1987	40-400-1	Dave Telford	at Utah State
Sept. 8, 1990	27-301-1	Mark Barsotti	New Mexico
Sept. 15, 1990	13-334-0	Mark Barsotti	at Utah
Nov. 3, 1990	15-314-1	Mark Barsotti	at UNLV
Sept. 14, 1991	20-328-2	Mark Barsotti	at Washington State
Oct. 19, 1991	18-307-3	Mark Barsotti	at New Mexico State
Sept. 4, 1993	31-473-3	Trent Dilfer	at Baylor
Oct. 9, 1993	31-415-3	Trent Dilfer	at Colorado State
Oct. 23, 1993	21-456-4	Trent Dilfer	at BYU
Oct. 30, 1993	21-309-2	Trent Dilfer	at Wyoming
Dec. 25, 1993	37-523-2	Trent Dilfer	vs. No. 17 Colorado*
Sept. 3, 1994	14-319-4	Adrian Claiborne	San Jose State
Oct. 15, 1994	13-331-2	Richie Donati	Wyoming
Nov. 19, 1994	29-356-2	Richie Donati	No. 10 Colorado State
Nov. 26, 1994	23-338-1	Richie Donati	at San Diego State
Oct. 14, 1995	21-360-2	Richie Donati	at San Diego State
Nov. 11, 1995	22-412-5	Jim Arellanes	UTEP
Nov. 25, 1995	26-337-2	Jim Arellanes	BYU
Oct. 12, 1996	21-356-3	Jim Arellanes	San Jose State
Oct. 19, 1996	23-306-2	Jim Arellanes	at Wyoming
Nov. 23, 1996	23-348-3	Jim Arellanes	at San Diego State
Sept. 19, 1998	19-349-0	Billy Volek	at Texas Tech
Nov. 20, 1999	22-311-5	Billy Volek	San Jose State

Sept. 23, 2000	24-325-2	David Carr	California
Dec. 31, 2000	22-391-5	David Carr	vs. Air Force*
Sept. 2, 2001	21-340-4	David Carr	No. 10 Oregon State
Sept. 22, 2001	22-314-3	David Carr	at Tulsa
Sept. 29, 2001	26-319-2	David Carr	Louisiana Tech
Oct. 13, 2001	28-389-2	David Carr	at Colorado State
Oct. 19, 2001	30-345-3	David Carr	Boise State
Oct. 26, 2001	28-400-4	David Carr	at Hawai'i
Nov. 3, 2001	20-334-5	David Carr	Rice
Nov. 17, 2001	23-368-4	David Carr	at Nevada
Nov. 23, 2001	21-328-2	David Carr	San Jose State
Dec. 1, 2001	21-432-6	David Carr	Utah State
Dec. 31, 2001	35-531-4	David Carr	vs. Michigan State*
Sept. 28, 2002	18-325-3	Paul Pinegar	vs. Rice
Oct. 18, 2002	27-371-3	Paul Pinegar	at Boise State
Dec. 5, 2002	18-321-3	Paul Pinegar	at Louisiana Tech
Nov. 29, 2003	22-325-2	Paul Pinegar	at UTEP
Sept. 17, 2005	33-418-3	Paul Pinegar	at Oregon
Nov. 5, 2005	22-368-3	Paul Pinegar	San Jose State
Nov. 10, 2005	22-307-2	Paul Pinegar	Boise State
Nov. 19, 2005	27-317-4	Paul Pinegar	at No. 1 USC
Nov. 26, 2005	30-405-4	Paul Pinegar	at Nevada
Dec. 2, 2005	33-358-3	Paul Pinegar	Louisiana Tech
Nov. 24, 2007	23-313-2	Tom Brandstater	Kansas State
Nov. 14, 2009	24-362-2	Ryan Colburn	at Nevada
Sept. 25, 2010	32-390-4	Ryan Colburn	at Ole Miss
Dec. 3, 2010	18-304-3	Ryan Colburn	Illinois
Sept. 24, 2011	24-371-5	Derek Carr	at Idaho
Oct. 22, 2011	20-315-3	Derek Carr	at Nevada
Nov. 12, 2011	22-391-3	Derek Carr	at New Mexico State
Dec. 3, 2011	19-336-2	Derek Carr	at San Diego State
Sept. 15, 2012	17-300-5	Derek Carr	Colorado
Sept. 29, 2012	42-536-5	Derek Carr	San Diego State
Oct. 27, 2012	31-416-4	Derek Carr	at New Mexico
Nov. 3, 2012	15-304-4	Derek Carr	Hawai'i
Nov. 24, 2012	28-452-4	Derek Carr	Air Force
Dec. 24, 2012	33-362-1	Derek Carr	vs. SMU*
Aug. 29, 2013	52-456-5	Derek Carr	Rutgers
Sept. 20, 2013	39-460-4	Derek Carr	Boise State
Sept. 28, 2013	33-324-2	Derek Carr	at Hawai'i
Oct. 5, 2013	37-419-5	Derek Carr	at Idaho
Oct. 19, 2013	33-412-4	Derek Carr	UNLV
Nov. 2, 2013	39-487-3	Derek Carr	Nevada
Nov. 9, 2013	33-360-4	Derek Carr	at Wyoming
Nov. 23, 2013	27-522-7	Derek Carr	New Mexico
Nov. 29, 2013	38-519-6	Derek Carr	at San Jose State
Dec. 7, 2013	36-404-3	Derek Carr	vs. Utah State ^
Sept. 26, 2014	27-318-3	Brian Burrell	at New Mexico
Oct. 10, 2014	25-310-3	Brian Burrell	at UNLV
Nov. 22, 2014	25-313-4	Brian Burrell	at Nevada
Dec. 6, 2014	30-332-1	Brian Burrell	at Boise State ^
Oct. 28, 2016	18-303-3	Chason Virgil	Air Force
Nov. 25, 2017	23-332-2	Marcus McMaryion	Boise State
Dec. 24, 2017	33-342-0	Marcus McMaryion	vs. Houston*
Sept. 29, 2018	24-368-4	Marcus McMaryion	Toledo
Nov. 24, 2018	20-317-2	Marcus McMaryion	San Jose State
Sept. 21, 2019	28-326-2	Jorge Reyna	Sacramento State
Oct. 29, 2020	22-311-3	Jake Haener	Colorado State
Nov. 14, 2020	29-422-4	Jake Haener	at Utah State
Dec. 5, 2020	41-485-2	Jake Haener	at Nevada
Dec. 12, 2020	26-350-3	Jake Haener	vs. New Mexico
Aug. 28, 2021	20-331-3	Jake Haener	UConn
Sept. 11, 2021	17-380-4	Jake Haener	Cal Poly
Sept. 18, 2021	39-455-2	Jake Haener	at No. 13 UCLA
Sept. 24, 2021	30-378-5	Jake Haener	UNLV
Oct. 2, 2021	28-388-3	Jake Haener	at Hawai'i
Oct. 30, 2021	25-306-1	Jake Haener	at No. 21 San Diego State
Nov. 13, 2021	24-300-3	Jake Haener	New Mexico
Nov. 25, 2021	27-343-4	Jake Haener	at San Jose State
Sept. 1, 2022	36-377-2	Jake Haener	Cal Poly



CHRONOLOGICAL LISTS

Sept. 10, 2022	29-360-1	Jake Haener	Oregon State
Oct. 29, 2022	34-394-3	Jake Haener	San Diego State
Nov. 5, 2022	24-327-4	Jake Haener	Hawai'i
Nov. 11, 2022	28-313-3	Jake Haener	at UNLV
Nov. 19, 2022	29-361-2	Jake Haener	at Nevada

100-Yard Receiving Games (219)

Date	Rec-Yds-TD	Player	Opponent
Oct. 15, 1960	6-172-1	Dale Messer (RB)	Cal Poly
Nov. 14, 1964	6-179-1	Doyle Keith	Pacific
Nov. 11, 1967	15-172-3	Lloyd Madden	at Pacific
Oct. 10, 1970	8-100-2	John Sexton	CS Northridge
Nov. 18, 1972	8-155-0	Curt Wurst	Montana State
Nov. 9, 1974	6-121-1	Glenn Cotten	Long Beach State
Oct. 21, 1978	3-105-0	Wyatt Henderson	at San Jose State
Nov. 4, 1978	6-154-2	Wyatt Henderson	Long Beach State
Nov. 3, 1979	8-147-2	Enis Gilbeau	UNLV
Nov. 24, 1979	8-109-1	Ken Lovely	Utah State
Nov. 24, 1979	7-105-1	Scott Scambray	Utah State
Oct. 24, 1981	7-136-0	Henry Ellard	at Pacific
Nov. 7, 1981	7-127-1	Henry Ellard	UNLV
Sept. 11, 1982	6-142-2	Henry Ellard	Cal Poly
Sept. 18, 1982	7-101-0	Henry Ellard	at Oregon
Sept. 25, 1982	4-117-1	Henry Ellard	Weber State
Oct. 2, 1982	4-121-1	Henry Ellard	Utah State
Oct. 9, 1982	6-176-3	Stephone Paige	Pacific
Oct. 16, 1982	7-230-2	Henry Ellard	at Nevada
Oct. 30, 1982	9-154-3	Henry Ellard	Long Beach State
Nov. 6, 1982	6-221-2	Henry Ellard	CS Fullerton
Nov. 13, 1982	7-222-2	Henry Ellard	Montana State
Nov. 13, 1982	5-108-1	Stephone Paige	Montana State
Nov. 20, 1982	7-106-0	Henry Ellard	at UNLV
Dec. 18, 1982	15-246-2	Stephone Paige	vs. Bowling Green*
Sept. 10, 1983	6-103-1	Larry Willis	Bowling Green
Sept. 17, 1983	7-108-1	Larry Willis	Nevada
Sept. 24, 1983	10-154-2	Larry Willis	at Pacific
Oct. 1, 1983	8-136-0	Larry Willis	at Utah State
Oct. 8, 1983	5-145-2	Dave Williams	San Jose State
Oct. 8, 1983	5-105-0	Larry Willis	San Jose State
Oct. 22, 1983	9-116-0	Larry Willis	CS Fullerton
Oct. 29, 1983	5-101-1	Larry Willis	Cal Poly
Sept. 1, 1984	4-111-1	Vince Wesson	at Arizona
Sept. 15, 1984	5-108-0	Dave Williams	Cal Poly
Sept. 29, 1984	13-231-3	Larry Willis	New Mexico State
Sept. 29, 1984	5-109-2	Dave Williams	New Mexico State
Oct. 20, 1984	5-196-0	Dave Williams	Utah State
Oct. 20, 1984	7-102-1	Larry Willis	Utah State
Oct. 27, 1984	5-135-0	Larry Willis	at San Jose State
Nov. 17, 1984	16-282-2	Larry Willis	Montana State
Sept. 21, 1985	5-166-1	Stephen Baker	at Oregon State
Oct. 5, 1985	5-130-0	Stephen Baker	Hawai'i
Nov. 16, 1985	6-214-1	Stephen Baker	at Long Beach State
Sept. 6, 1986	3-116-1	Brock Smith	Montana State
Sept. 6, 1986	4-107-1	Stephen Baker	Montana State
Sept. 13, 1986	9-114-1	Anthony Mosley	Oregon State
Sept. 27, 1986	4-114-2	Stephen Baker	Louisiana Tech
Oct. 4, 1986	4-170-3	Stephen Baker	at San Jose State
Sept. 12, 1987	6-126-0	Ron Jenkins	Western Illinois
Oct. 24, 1987	16-158-0	Ron Jenkins	at Pacific
Oct. 24, 1987	7-151-1	Anthony Williams	at Pacific
Oct. 24, 1987	4-138-1	Brock Smith	at Pacific
Oct. 31, 1987	7-113-2	Ron Jenkins	UNLV
Nov. 7, 1987	4-103-1	Ron Jenkins	CS Fullerton
Sept. 24, 1988	5-130-1	Andre Alenander	McNeese State
Oct. 15, 1988	7-149-1	Dwight Pickens	Utah State
Nov. 5, 1988	6-111-0	Craig Jones (TE)	Pacific
Dec. 10, 1988	3-103-2	Andre Alexander	vs. Western Michigan*
Oct. 14, 1989	5-132-0	Stephen Shelley	Utah State
Nov. 18, 1989	5-106-0	Stephen Shelley	at New Mexico
Sept. 15, 1990	4-130-0	Chris Gawley	at Utah

Oct. 19, 1991	3-111-0	Tyodus Winans	at New Mexico State
Sept. 12, 1992	6-160-1	Malcolm Seabron	at Oregon State
Nov. 7, 1992	3-142-1	Malcolm Seabron	Utah
Nov. 21, 1992	6-147-1	Malcolm Seabron	at San Diego State
Nov. 28, 1992	7-119-2	Charlie Jones	at UTEP
Sept. 4, 1993	7-173-2	Charlie Jones	at Baylor
Sept. 4, 1993	6-101-0	Lee Harris	at Baylor
Sept. 25, 1993	3-108-1	Charlie Jones	Utah State
Oct. 9, 1993	8-105-2	Anthony Daigle (RB)	at Colorado State
Oct. 23, 1993	3-117-2	Charlie Jones	at BYU
Nov. 13, 1993	6-121-1	Charlie Jones	Hawai'i
Dec. 25, 1993	9-149-0	David Dunn	vs. No. 17 Colorado*
Sept. 3, 1994	3-120-1	Charlie Jones	San Jose State
Sept. 3, 1994	2-100-2	Brian Roberson	San Jose State
Oct. 8, 1994	7-177-1	Charlie Jones	No. 22 BYU
Oct. 15, 1994	7-235-2	Charlie Jones	Wyoming
Nov. 12, 1994	7-134-1	Brian Roberson	at UTEP
Nov. 26, 1994	11-213-0	Brian Roberson	at San Diego State
Sept. 2, 1995	8-111-1	Brian Roberson	NE Louisiana
Sept. 30, 1995	7-115-0	Charlie Jones	at UCLA
Oct. 14, 1995	9-221-2	Jahine Arnold	at San Diego State
Oct. 28, 1995	5-133-0	Jahine Arnold	Air Force
Nov. 4, 1995	8-152-1	Jahine Arnold	at Hawai'i
Nov. 4, 1995	10-124-0	Charlie Jones	at Hawai'i
Nov. 11, 1995	8-244-4	Charlie Jones	UTEP
Nov. 19, 1995	4-110-0	Charlie Jones	at Wyoming
Nov. 25, 1995	8-146-2	Brian Roberson	BYU
Sept. 21, 1996	10-142-1	Brian Roberson	at Utah
Sept. 28, 1996	6-103-0	Brian Roberson	Hawai'i
Oct. 12, 1996	9-204-2	Brian Roberson	San Jose State
Nov. 2, 1996	7-119-0	Brian Roberson	Boise State
Nov. 16, 1996	7-144-1	Brian Roberson	Air Force
Nov. 23, 1996	9-136-1	Brian Roberson	at San Diego State
Sept. 26, 1998	5-122-0	Charles Smith	Nevada
Oct. 17, 1998	8-117-1	Charles Smith	at Utah
Nov. 14, 1998	5-103-2	Charles Smith	Hawai'i
Sept. 25, 1999	5-110-1	Charles Smith	at Nevada
Oct. 14, 1999	5-123-2	Rodney Wright	at SMU
Oct. 23, 1999	7-156-1	Rodney Wright	UTEP
Nov. 20, 1999	7-139-1	Rodney Wright	San Jose State
Sept. 23, 2000	13-174-2	Rodney Wright	California
Oct. 14, 2000	5-102-1	Bernard Berrian	Nevada
Oct. 28, 2000	5-110-1	Bernard Berrian	Tulsa
Nov. 4, 2000	8-123-1	Bernard Berrian	Hawai'i
Nov. 11, 2000	6-121-1	Bernard Berrian	at No. 17 TCU
Nov. 25, 2000	6-113-1	Charles Smith	at San Jose State
Dec. 31, 2000	7-162-2	Bernard Berrian	vs. Air Force
Dec. 31, 2000	4-102-1	Paris Gaines (RB)	vs. Air Force*
Sept. 2, 2001	7-182-2	Rodney Wright	No. 10 Oregon State
Sept. 8, 2001	8-102-0	Bernard Berrian	at No. 23 Wisconsin
Sept. 22, 2001	9-169-2	Bernard Berrian	at Tulsa
Oct. 13, 2001	8-120-0	Rodney Wright	at Colorado State
Oct. 19, 2001	14-179-1	Rodney Wright	Boise State
Oct. 26, 2001	9-145-1	Rodney Wright	at Hawai'i
Oct. 26, 2001	9-110-0	Bernard Berrian	at Hawai'i
Nov. 3, 2001	8-145-2	Rodney Wright	Rice
Nov. 17, 2001	7-166-2	Bernard Berrian	at Nevada
Nov. 23, 2001	8-109-1	Bernard Berrian	San Jose State
Dec. 1, 2001	4-158-3	Bernard Berrian	Utah State
Dec. 31, 2001	13-299-2	Rodney Wright	vs. Michigan State*
Sept. 28, 2002	6-133-1	Marque Davis	Rice
Sept. 28, 2002	6-112-1	Jermaine Jamison	Rice
Oct. 18, 2002	5-111-1	Marque Davis	at Boise State
Nov. 9, 2002	4-102-1	Jermaine Jamison	Tulsa
Dec. 5, 2002	7-133-1	Marque Davis	at Louisiana Tech
Dec. 5, 2002	5-133-1	Deandre Gilbert	at Louisiana Tech
Sept. 5, 2003	7-129-0	Marque Davis	Oregon State
Nov. 21, 2003	13-122-0	Bernard Berrian	No. 20 Boise State
Nov. 29, 2003	6-121-10	Marque Davis	at UTEP
Sept. 17, 2005	5-122-1	Paul Williams	at Oregon



CHRONOLOGICAL LISTS

Nov. 5, 2005	6-137-1	Paul Williams	San Jose State
Nov. 10, 2005	6-149-2	Paul Williams	Boise State
Nov. 26, 2005	9-150-1	Joe Fernandez	at Nevada
Oct. 14, 2006	3-100-1	Marlon Moore	Hawai'i
Nov. 24, 2007	9-134-2	Marlon Moore	Kansas State
Nov. 30, 2007	4-106-0	Marlon Moore	at New Mexico State
Sept. 1, 2008	3-116-0	Seyi Ajirofutu	at Rutgers
Nov. 1, 2008	7-137-2	Seyi Ajirofutu	at Louisiana Tech
Sept. 12, 2009	5-114-1	Devon Wylie	at Wisconsin
Oct. 31, 2009	7-124-1	Seyi Ajirofutu	Utah State
Nov. 14, 2009	4-103-0	Marlon Moore	at Nevada
Sept. 25, 2010	8-130-1	Jamel Hamler	at Ole Miss
Sept. 25, 2010	6-102-0	Matt Lindsay	at Ole Miss
Nov. 6, 2010	8-118-3	Jamel Hamler	at Louisiana Tech
Sept. 17, 2011	3-154-2	Jalen Saunders	North Dakota
Sept. 24, 2011	5-142-2	Jalen Saunders	at Idaho
Oct. 1, 2011	6-127-0	Jalen Saunders	Ole Miss
Oct. 22, 2011	5-108-0	Devon Wylie	at Nevada
Nov. 5, 2011	13-149-1	Devon Wylie	Louisiana Tech
Nov. 12, 2011	7-174-2	Jalen Saunders	at New Mexico State
Nov. 26, 2011	7-135-0	Isaiah Burse	San Jose State
Dec. 3, 2011	3-105-1	Jalen Saunders	at San Diego State
Sept. 1, 2012	7-118-2	Davante Adams	Weber State
Sept. 15, 2012	3-107-1	Isaiah Burse	Colorado
Sept. 22, 2012	7-115-1	Josh Harper	at Tulsa
Sept. 29, 2012	9-120-1	Josh Harper	San Diego State
Sept. 29, 2012	8-102-0	Davante Adams	San Diego State
Sept. 29, 2012	10-100-3	Rashad Evans	San Diego State
Oct. 27, 2012	9-198-2	Davante Adams	at New Mexico
Nov. 10, 2012	9-120-1	Davante Adams	at Nevada
Nov. 24, 2012	7-158-1	Isaiah Burse	Air Force
Nov. 24, 2012	9-141-2	Davante Adams	Air Force
Dec. 24, 2012	13-144-1	Davante Adams	vs. SMU*
Aug. 29, 2013	14-148-2	Davante Adams	Rutgers
Aug. 29, 2013	13-118-0	Isaiah Burse	Rutgers
Sept. 20, 2013	10-148-0	Isaiah Burse	Boise State
Sept. 20, 2013	12-110-1	Davante Adams	Boise State
Sept. 28, 2013	9-123-2	Josh Harper	at Hawai'i
Oct. 5, 2013	16-185-3	Davante Adams	at Idaho
Oct. 19, 2013	8-221-4	Davante Adams	UNLV
Nov. 2, 2013	17-253-2	Josh Harper	Nevada
Nov. 9, 2013	9-159-0	Josh Harper	at Wyoming
Nov. 23, 2013	9-246-4	Davante Adams	New Mexico
Nov. 23, 2013	10-161-3	Josh Harper	New Mexico
Nov. 23, 2013	6-107-0	Isaiah Burse	New Mexico
Nov. 29, 2013	13-264-3	Davante Adams	at San Jose State
Dec. 7, 2013	17-132-1	Isaiah Burse	vs. Utah State ^
Dec. 7, 2013	9-168-1	Davante Adams	vs. Utah State ^
Sept. 20, 2014	2-102-1	Da'Mari Scott	Southern Utah
Oct. 10, 2014	12-187-1	Josh Harper	at UNLV
Dec. 6, 2014	10-131-0	Josh Harper	at Boise State ^
Sept. 19, 2015	3-102-1	Jamire Jordan	No. 21 Utah
Sept. 3, 2016	9-112-1	Aaron Peck	at Nebraska
Sept. 10, 2016	7-100-0	Jamire Jordan	Sacramento State
Sept. 24, 2016	6-108-1	Jamire Jordan	Tulsa
Oct. 1, 2016	5-194-2	Aaron Peck	at UNLV
Oct. 28, 2016	10-142-3	KeeSean Johnson	Air Force
Oct. 28, 2016	4-115-0	Jamire Jordan	Air Force
Sept. 1, 2017	7-120-0	KeeSean Johnson	Incarnate Word
Sept. 30, 2017	7-104-3	KeeSean Johnson	Nevada
Oct. 14, 2017	5-105-1	KeeSean Johnson	New Mexico
Oct. 14, 2017	3-108-2	Jamire Jordan	New Mexico
Nov. 25, 2017	6-119-2	KeeSean Johnson	Boise State
Sept. 1, 2018	6-118-0	KeeSean Johnson	Idaho
Sept. 29, 2018	6-102-2	KeeSean Johnson	Toledo
Sept. 29, 2018	6-126-1	Jordan Mims (RB)	Toledo
Oct. 20, 2018	8-149-2	KeeSean Johnson	at New Mexico
Oct. 27, 2018	8-102-0	KeeSean Johnson	Hawai'i
Nov. 17, 2018	10-141-0	KeeSean Johnson	San Diego State
Nov. 24, 2018	7-173-1	KeeSean Johnson	San Jose State
Nov. 14, 2020	10-202-3	Jalen Cropper	at Utah State

Dec. 5, 2020	7-107-0	Jalen Cropper	at Nevada
Dec. 5, 2020	6-113-1	Keric Wheatfall	at Nevada
Dec. 12, 2020	12-134-1	Jalen Cropper	vs. New Mexico
Sept. 11, 2021	3-127-2	Josh Kelly	Cal Poly
Sept. 18, 2021	8-120-0	Josh Kelly	at No. 13 UCLA
Sept. 18, 2021	14-141-1	Jalen Cropper	at No. 13 UCLA
Sept. 24, 2021	10-108-4	Jalen Cropper	UNLV
Sept. 24, 2021	5-115-0	Keric Wheatfall	UNLV
Oct. 2, 2021	5-113-2	Zane Pope	at Hawai'i
Oct. 30, 2021	5-107-0	Josh Kelly	at No. 21 San Diego State
Nov. 13, 2021	4-103-1	Jordan Mims (RB)	New Mexico
Sept. 1, 2022	9-100-0	Nikko Remigio	Cal Poly
Sept. 10, 2022	6-100-0	Nikko Remigio	Oregon State
Oct. 22, 2022	9-158-1	Jalen Cropper	at New Mexico
Oct. 29, 2022	10-126-2	Nikko Remigio	San Diego State
Oct. 29, 2022	10-143-1	Zane Pope	San Diego State
Nov. 11, 2022	8-164-2	Jalen Cropper	at UNLV
Nov. 19, 2022	7-136-0	Jalen Cropper	at Nevada

Interceptions Returned for TDs (60)

Date	Yards	Player	Opponent
Oct. 21, 1933	70	Phil Drath	Cal Poly Pomona
Nov. 5, 1960	96	Jim Sanderson	Long Beach State
Nov. 2, 1974	83	Calvin Lane	at CSU Northridge
Sept. 6, 1980	22	Anthony Washington	at CS Fullerton
Nov. 21, 1981	33	Tim Washington	at Arizona
Oct. 30, 1982	24	Kevin Johnson	Long Beach State
Nov. 6, 1982	17	Kevin Jones	CS Fullerton
Sept. 1, 1984	53	Roark Kelly	at Arizona
Sept. 28, 1985	43	Rod Webster	Cal Poly
Oct. 26, 1985	62	Michael Stewart	at Utah State
Sept. 5, 1987	63	Rod Webster	at Washington State
Oct. 31, 1987	75	Keith McCoy	UNLV
Oct. 15, 1988	61	James Williams	Utah State
Dec. 9, 1989	58	Ron Cox	vs. Ball State*
Oct. 5, 1991	26	James Burton	New Mexico
Nov. 16, 1991	41	Tony Brown	CS Fullerton
Sept. 19, 1992	38	Sam Watson	Colorado State
Sept. 11, 1993	55	Tommy Jones	Oregon State
Oct. 16, 1993	58	James Burton	Air Force
Oct. 14, 1995	45	Steve Wilson	at San Diego State
Oct. 25, 1997	32	Marlyn Jackson	UNLV
Oct. 25, 1997	22	Efrain Guizar	UNLV
Nov. 15, 1997	26	Efrain Guizar	San Diego State
Oct. 2, 1999	27	Nicholas Burley	Colorado State
Oct. 30, 1999	76	Anthony Limbrick	at Tulsa
Oct. 30, 1999	52	Curtin Edwards	at Tulsa
Oct. 14, 2000	27	Dante Marsh	Nevada
Nov. 25, 2000	49	Lawrence Deck	at San Jose State
Oct. 12, 2002	100	Nathan Ray	SMU
Nov. 16, 2002	62	Cameron Worrell	Nevada
Nov. 16, 2002	60	Dee Meza	Nevada
Dec. 31, 2002	48	Dee Meza	vs. Georgia Tech*
Aug. 30, 2003	81	Richard Marshall	at No. 12 Tennessee
Sept. 5, 2004	75	Richard Marshall	at Washington
Sept. 5, 2004	19	James Sanders	at Washington
Sept. 18, 2004	15	Marcus McCauley	Portland State
Nov. 6, 2004	100	Richard Marshall	at Rice
Nov. 1, 2006	56	Damon Jenkins	at Boise State
Nov. 28, 2008	68	Damon Owens	at No. 8 Boise State
Oct. 24, 2009	17	Lorne Bell	at New Mexico State
Dec. 5, 2009	21	Phillip Thomas	at Illinois
Nov. 27, 2010	30	Travis Brown	Idaho
Sept. 15, 2012	16	Phillip Thomas	Colorado
Sept. 15, 2012	43	Phillip Thomas	Colorado
Sept. 22, 2012	20	Patrick Su'a	at Tulsa
Sept. 22, 2012	21	Tristan Okpalauugo	at Tulsa
Oct. 20, 2012	20	Phillip Thomas	Wyoming
Nov. 10, 2012	34	Derron Smith	at Nevada
Sept. 28, 2013	56	L.J. Jones	at Hawai'i
Dec. 21, 2013	41	Derron Smith	vs. USC*



CHRONOLOGICAL LISTS

Sept. 20, 2014	23	Kyrie Wilson	Southern Utah
Sept. 12, 2015	56	Shannon Edwards	at Ole Miss
Sept. 30, 2017	18	Jaron Bryant	Nevada
Dec. 24, 2017	44	Jaron Bryant	vs. Hawai'i*
Sept. 1, 2018	39	Tank Kelly	Idaho
Sept. 29, 2018	38	Mykal Walker	Toledo
Nov. 24, 2018	95	Arron Mosby	San Jose State
Dec. 15, 2018	70	Tank Kelly	vs. Arizona State*
Sept. 28, 2019	91	Wylan Free	at New Mexico State
Nov. 5, 2022	31	Cam Lockridge	Hawai'i

Fumbles Returned for TDs (20)

Date	Yards	Player	Opponent
Nov. 8, 1980	0	Bob Zemanek	at Southern Illinois
Oct. 29, 1988	0	James Williams	at San Jose State
Sept. 9, 1989	50 [^]	Kelvin Means	Montana
Sept. 12, 1992	40	Armin Youngblood	at Oregon State
Sept. 11, 1994	17	Gene Smith	Oregon State
Oct. 3, 1998	20	Justin Johnson	BYU
Sept. 5, 2004	18	Brian Morris	at Washington
Sept. 27, 2005	30	Tyrone Culver	Toledo
Oct. 22, 2005	26	Jaron Fairman	at Idaho
Dec. 2, 2005	77	Qaadir Brown	Louisiana Tech
Sept. 20, 2008	29	Ben Jacobs	at Toledo
Nov. 15, 2008	25	Sharrod Davis	New Mexico State
Nov. 21, 2009	21	Ben Jacobs	Louisiana Tech
Sept. 3, 2011	0	Cristin Wilson	vs. California
Sept. 24, 2011	40	Nat Harrison	at Idaho
Nov. 10, 2012	0	Tyler Davison	at Nevada
Nov. 10, 2012	26	Travis Brown	at Nevada
Oct. 26, 2013	78	Ejiro Ederaine	at San Diego State
Oct. 18, 2019	18	Justin Rice	UNLV
Aug. 28, 2021	31	Arron Mosby	UConn

[^] - recovered fumble and subsequent return for a TD came after the opponent fumbled the ball on an interception return

Kickoffs Returned for TDs (10)

Date	Yards	Player	Opponent
Oct. 13, 1934	102	Walt Byrd	Northern Arizona
Nov. 5, 1977	95	Steve Woods	at Long Beach State
Oct. 17, 1987	95	Brock Smith	San Jose State
Nov. 21, 1998	96	Jaime Kimbrough	at San Jose State
Sept. 8, 2001	96	Bernard Berrian	at No. 23 Wisconsin
Sept. 27, 2003	70	Nate Ray	Portland State
Nov. 1, 2006	93	Chastin West	at Boise State
Nov. 3, 2007	88	A.J. Jefferson	Utah State
Nov. 10, 2007	98	A.J. Jefferson	at No. 14 Hawai'i
Nov. 7, 2008	92	A.J. Jefferson	Nevada

Punts Returned for TDs (41)

Date	Yards	Player	Opponent
Nov. 6, 1926	90	Clyde Whelden	at San Jose State
Oct. 3, 1930	90	Frenchy Bordagaray	Redlands
Oct. 18, 1930	70	Sim Mathiesen	Chico State
Nov. 8, 1930	60	Frenchy Bordagaray	UC Davis
Nov. 15, 1930	100	Frenchy Bordagaray	at San Jose State
Oct. 13, 1934	55	Walt Byrd	Northern Arizona
Sept. 24, 1949	43	Johnny Morse	Cal Poly
Nov. 14, 1953	85	Winston Beasley	Pepperdine
Sept. 19, 1964	73	Jim Long	South Dakota State
Sept. 30, 1967	98	Mike Freeman	Montana State
Nov. 22, 1969	54	Mike White	Portland State
Sept. 28, 1985	77	Stephen Baker	Cal Poly
Sept. 6, 1986	84	Stephen Baker	Montana State
Nov. 6, 1986	65	Stephen Baker	at UNLV
Nov. 11, 1989	74	Dwight Pickens	at New Mexico State
Oct. 17, 1992	86	Charlie Jones	at Hawai'i
Nov. 21, 1992	40	Michael Ross	at San Diego State
Nov. 4, 1995	86	Brian Roberson	at Hawai'i
Sept. 28, 1996	62	Brian Roberson	Hawai'i

Oct. 24, 1998	66	Payton Williams	UTEP
Oct. 14, 2000	88	Bernard Berrian	Nevada
Nov. 17, 2001	70	Bernard Berrian	at Nevada
Oct. 4, 2002	59	Adam Jennings	Colorado State
Nov. 16, 2003	68	Bernard Berrian	No. 20 Boise State
Nov. 6, 2004	67	Clifton Smith	at Rice
Sept. 10, 2005	92	Clifton Smith	Weber State
Sept. 10, 2005	84	Clifton Smith	Weber State
Oct. 22, 2005	72	Joe Fernandez	at Idaho
Oct. 6, 2007	67	Clifton Smith	at Nevada
Oct. 26, 2007	65	Clifton Smith	Boise State
Sept. 27, 2008	63	Marlon Moore	at UCLA
Nov. 1, 2008	56	Rashad Evans	at Louisiana Tech
Nov. 21, 2008	49	Chastin West	at San Jose State
Oct. 24, 2009	88	Chastin West	at New Mexico State
Sept. 10, 2011	67	Devon Wylie	at No. 10 Nebraska
Oct. 7, 2011	79	Devon Wylie	No. 5 Boise State
Oct. 20, 2012	78	Rashad Evans	Wyoming
Sept. 7, 2013	61	Isaiah Burse	Cal Poly
Sept. 7, 2013	58	Isaiah Burse	Cal Poly
Oct. 1, 2022	87	Nikko Remigio	at UConn
Dec. 3, 2022	70	Nikko Remigio	at Boise State [^]

Blocked Punts Returned for TDs (14)

Date	Yards	Player	Opponent
Sept. 5, 1981	2	Kevin Johnson	Oregon
Sept. 12, 1981	11	Henry Ellard	at Oregon State
Nov. 9, 1985	25	Mark Olson	at Pacific
Sept. 16, 1995	13	Joe Barnes	Pacific
Oct. 11, 1997	16	Lawrence Deck	at Hawai'i
Sept. 11, 1999	3	Tierre Sams	at Oregon State
Sept. 25, 1999	10	Rodney Wright	at Nevada
Dec. 2, 2001	47	Rodney Wright	Utah State
Oct. 25, 2002	10	Dee Meza	Hawai'i
Nov. 15, 2003	20	Adam Jennings	San Jose State
Sept. 27, 2005	5	Paul Williams	Toledo
Sept. 30, 2006	15	Josh Sherley	Colorado State
Oct. 2, 2010	1	Desia Dunn	Cal Poly
Nov. 8, 2014	9	T.J. Thomas	San Jose State

Blocked FG Returned for TDs (6)

Date	Yards	Player	Opponent
Dec. 18, 1999	75	Payton Williams	vs. Utah*
Nov. 4, 2000	81	Dante Marsh	Hawai'i
Oct. 6, 2007	40	A.J. Jefferson	at Nevada
Dec. 3, 2011	59	Isaiah Green	at San Diego State
Sept. 1, 2018	74	Jaron Bryant	Idaho (2nd qtr.)
Sept. 1, 2018	71	Jaron Bryant	Idaho (2nd qtr.)

Missed FG Returned for TDs - "Kick 6" - (1)

Date	Yards	Player	Opponent
Oct. 27, 2018	100	Jamire Jordan	Hawai'i

PAT Returns for Two Points (2)

Date	Yards	Player	Opponent
Nov. 30, 2007	---	Damion Owens	at New Mexico State
Sept. 29, 2012	---	Charles Washington	vs. San Diego State

[^] Mountain West Championship Game * Denotes bowl game



SELECT CIRCLES

Multiple 100-Yard Rushing Games (28)

Date	Opponent	Att.-Yards/TDs	100-Yard Rushers
Nov. 18, 1938	Hawai'i	9-135/1 19-111/0	Ernie Poore Bob Peterson
Oct. 20, 1956	San Francisco St.	6-103/0 7-103/0	Dean Philpott John Stienborn
Oct. 12, 1968	CS Northridge	14-142/1 10-128/2	Walt Jensen Mike Flores
Sept. 20, 1969	Cal Poly Pomona	19-129/1 21-108/1	Walt Jensen Gary Caropresso
Oct. 8, 1977	San Diego State	27-138/0 11-102/2	Steve Franklin Dean Jones
Nov. 18, 1978	at Idaho	27-155/2 17-143/1	Ted Torosian Gary Carr
Nov. 11, 1978	Montana State	19-118/0 21-109/0	Ted Torosian Keith Gooch
Sept. 15, 1979	at Montana State	23-169/0 16-129/2	Ken Lovely Keith Gooch
Sept. 5, 1981	Oregon	19-117/0 25-112/0	Danny Rainey Ted Torosian
Sept. 2, 1989	Utah	19-125/0 22-103/0	Myron Jones Aaron Craver
Oct. 28, 1989	UNLV	28-212/1 22-159/2	Aaron Craver Myron Jones
Nov. 11, 1989	at New Mexico State	13-132/3 13-118/1	Aaron Craver Myron Jones
Sept. 29, 1990	CS Fullerton	24-121/2 11-112/1	Aaron Craver Lorenzo Neal
Nov. 9, 1991	at Pacific	22-113/2 17-107/3	Lorenzo Neal Anthony Daigle
Nov. 23, 1991	San Jose State	26-149/1 34-108/0	Ron Rivers Lorenzo Neal
Oct. 24, 1992	New Mexico	16-108/1 16-102/2	Lorenzo Neal Ron Rivers
Sept. 18, 1993	at New Mexico	32-205/1 27-127/1	Ron Rivers Anthony Daigle
Nov. 20, 1993	San Diego State	29-218/2 12-140/3	Ron Rivers Anthony Daigle
Sept. 28, 1996	Hawai'i	26-129/1 20-108/0	Michael Gray Michael Pittman
Sept. 18, 2004	Portland State	26-127/0 15-123/2	Bryson Sumlin Wendell Mathis
Nov. 12, 2004	Hawai'i	18-220/3 23-176/3	Bryson Sumlin Wendell Mathis
Nov. 20, 2004	Nevada	18-147/1 19-110/3	Bryson Sumlin Wendell Mathis
Nov. 27, 2004	at San Jose State	25-134/4 23-128/1	Bryson Sumlin Wendell Mathis
Oct. 8, 2005	at New Mexico State	22-105/1 22-105/0	Wendell Mathis Bryson Sumlin
Nov. 3, 2007	Utah State	27-126/0 13-106/2	Clifton Smith Ryan Mathews
Oct. 4, 2008	Hawai'i	20-161/2 23-157/2	Lonyae Miller Anthony Harding
Dec. 20, 2008	vs. Colorado State*	18-120/2 13-113/2	Anthony Harding Lonyae Miller
Nov. 8, 2014	San Jose State	22-145/1 24-112/0	Martezze Waller Josh Quezada

Multiple 100-Yard Receiving Games (28)

Date	Opponent	Rec.-Yards/TDs	100-Yard Receivers
Nov. 24, 1979	Utah State	8-109/1 7-105/1	Ken Lovely Scott Scambray
Nov. 13, 1982	Montana State	7-222/2 5-108/1	Henry Ellard Stephone Paige
Oct. 8, 1983	San Jose State	5-145/2 5-105/0	Dave Williams Larry Willis
Sept. 29, 1984	New Mexico State	13-231/3 5-109/2	Larry Willis Dave Williams
Oct. 20, 1984	Utah State	5-196/0 7-102/1	Dave Williams Larry Willis
Sept. 6, 1986	Montana State	3-116/1 4-107/1	Stephen Baker Brock Smith
Oct. 24, 1987	at Pacific	16-158/0 7-151/1	Ron Jenkins Anthony Williams
Sept. 4, 1993	at Baylor	4-138/1 7-173/2	Brock Smith Charlie Jones

Sept. 3, 1994	San Jose State	6-101/0 3-120/1	Lee Harris Charlie Jones
Nov. 4, 1995	at Hawai'i	2-100/2 8-152/1	Brian Roberson Jahine Arnold
Dec. 31, 2000	vs. Air Force*	10-124/0 7-162/2 4-102/1	Charlie Jones Bernard Berrian Paris Gaines (RB)
Oct. 26, 2001	at Hawai'i	9-145/1 9-100/0	Rodney Wright Bernard Berrian
Sept. 28, 2002	Rice	6-133/1 6-112/1	Marque Davis Jermaine Jamison
Dec. 5, 2002	at Louisiana Tech	7-133/1 5-133/1	Marque Davis Deandre Gilbert
Sept. 25, 2010	at Ole Miss	8-130/1 6-102/0	Jamel Hamler Matt Lindsay
Sept. 29, 2012	San Diego State	9-120/1 8-102/0	Josh Harper Davante Adams
Nov. 24, 2012	Air Force	10-100/3 7-158/1	Rashad Evans Isaiah Burse
Aug. 29, 2013	Rutgers	9-141/2 14-148/2	Davante Adams Davante Adams
Sept. 20, 2013	Boise State	13-118/0 10-148/0	Isaiah Burse Isaiah Burse
Nov. 23, 2013	New Mexico	12-110/1 9-246/4	Davante Adams Davante Adams
Dec. 7, 2013	vs. Utah State	10-161/3 6-107/0	Josh Harper Isaiah Burse
Oct. 28, 2016	vs. Air Force	9-168/1 17-132/1	Davante Adams Isaiah Burse
Oct. 14, 2017	vs. New Mexico	10-142/3 4-115/0	KeeSean Johnson Jamire Jordan
Sept. 29, 2018	vs. Toledo	5-105/1 3-108/2	KeeSean Johnson Jamire Jordan
Dec. 5, 2020	at Nevada	6-102/2 6-126/1	KeeSean Johnson Jordan Mims (RB)
Sept. 18, 2021	at No. 13 UCLA	6-113/1 7-107/0	Keric Wheatfall Jalen Cropper
Sept. 24, 2021	UNLV	14-141/1 8-120/0	Jalen Cropper Josh Kelly
Oct. 29, 2022	San Diego State	10-108/4 5-115/0	Jalen Cropper Keric Wheatfall
		10-126-2 10-143-1	Nikko Remigio Zane Pope

100-Yard Rushing/Receiving Games (61)

Date	Opponent	Players	No.-Yds./TDs
Oct. 15, 1960	Cal Poly	Rusher: Dale Messer	10-111/1
		Receiver: Dale Messer	6-172/1
Nov. 14, 1964	Pacific	Rusher: Jim Long	7-160/3
		Receiver: Doyle Keith	6-179/1
Oct. 10, 1970	CS Northridge	Rusher: Henry Woodson	17-121/0
		Receiver: John Sexton	8-100/2
Nov. 20, 1982	UNLV	Rusher: Terry Carter	18-122/0
		Receiver: Henry Ellard	7-106/0
Sept. 24, 1983	at Pacific	Rusher: Ken Williams	20-108/1
		Receiver: Larry Willis	10-154/2
Nov. 16, 1985	at Long Beach State	Rusher: James Williams	30-176/3
		Receiver: Stephen Baker	6-214/1
Sept. 21, 1985	at Oregon State	Rusher: James Williams	26-117/1
		Receiver: Stephen Baker	5-166/1
Sept. 6, 1986	Montana State	Rusher: James Williams	9-106/2
		Receiver: Stephen Baker	4-107/1
Oct. 4, 1986	at San Jose State	Receiver: Brock Smith	3-116-1
		Rusher: James Williams	28-141-2
Dec. 10, 1988	vs. W. Michigan	Receiver: Stephen Baker	4-170/3
		Rusher: Darrell Rosette	23-149/2
Oct. 19, 1991	at New Mexico State	Receiver: Andre Alexander	3-103/2
		Rusher: Ron Rivers	19-102/0
		Receiver: Tydus Winans	3-111/0
Nov. 21, 1992	at San Diego State	Rusher: Ron Rivers	16-173/2
		Receiver: Malcolm Seabron	6-147/1
Sept. 25, 1993	Utah State	Rusher: Ron Rivers	18-106/1
		Receiver: Charlie Jones	3-108/1
Oct. 23, 1993	at BYU	Rusher: Ron Rivers	27-143/1
		Receiver: Charlie Jones	3-117/2
Nov. 13, 1993	Hawai'i	Rusher: Ron Rivers	10-107/0



SELECT CIRCLES

Oct. 15, 1994	Wyoming	Receiver: Charlie Jones Rusher: Jerome Oliver	6-121/1 32-160/1	Sept. 20, 2014	Southern Utah	Receiver: Josh Harper Rusher: Marteze Waller	9-159/0 16-117/1
Nov. 26, 1994	at San Diego State	Receiver: Charlie Jones Rusher: Reggie Brown	7-235/2 35-161/3	Oct. 10, 2014	at UNLV	Receiver: Da'Mari Scott Rusher: Marteze Waller	2-102/1 17-137/1
Sept. 2, 1995	NE Louisiana	Receiver: Brian Roberson Rusher: Michael Pittman	11-213/0 25-181/1	Sept. 10, 2016	Sacramento State	Receiver: Da'Mari Scott Rusher: Dontel James	12-187/1 27-121/1
Sept. 30, 1995	at UCLA	Receiver: Brian Roberson Rusher: Reggie Brown	9-111/1 21-144/0	Oct. 27, 2018	Hawai'i	Receiver: Jamire Jordan Rusher: Ronnie Rivers	7-100/0 11-125/1
Oct. 28, 1995	Air Force	Receiver: Charlie Jones Rusher: Reggie Brown	7-115/0 12-102/0	Nov. 14, 2020	at Utah State	Receiver: KeeSean Johnson Rusher: Ronnie Rivers	8-102/0 25-132/1
Sept. 28, 1996	Hawai'i	Receiver: Jahine Arnold Rusher: Michael Gray	5-133/0 26-129/1	Oct. 30, 2021	at No. 21 San Diego St.	Receiver: Jalen Cropper Rusher: Jordan Mims	10-202/3 29-186/2
Nov. 2, 1996	Boise State	Rusher: Michael Pittman Rusher: Michael Pittman	20-108/0 6-103/0	Sept. 10, 2022	Oregon State	Receiver: Josh Kelly Rusher: Jordal Mims	5-107/0 21-122/2
Nov. 16, 1996	Air Force	Receiver: Brian Roberson Rusher: Michael Pittman	7-119/0 21-138/3	Oct. 22, 2022	at New Mexico	Receiver: Nikko Remigio Rusher: Jordan Mims	9-100/0 26-165/1
Sept. 26, 1998	Nevada	Receiver: Michael Pittman Rusher: Jaime Kimbrough	7-144/1 26-164/1	Nov. 19, 2022	at Nevada	Receiver: Jalen Cropper Rusher: Jordan Mims	9-158/1 19-156/1
Nov. 14, 1998	Hawai'i	Receiver: Charles Smith Rusher: Jaime Kimbrough	5-122/0 18-144/2			Receiver: Jalen Cropper	7-136/0
Sept. 25, 1999	at Nevada	Receiver: Charles Smith Rusher: Derrick Ward	5-103/2 14-176/2				
Nov. 20, 1999	San Jose State	Receiver: Charles Smith Rusher: Josh Levi	5-110/1 6-124/1				
Sept. 22, 2001	at Tulsa	Receiver: Rodney Wright Rusher: Josh Levi	7-139/1 7-107/0				
Oct. 13, 2001	at Colorado State	Receiver: Bernard Berrian Rusher: Paris Gaines	9-169/2 18-111/0				
Nov. 23, 2001	San Jose State	Receiver: Rodney Wright Rusher: Paris Gaines	8-120/0 18-107/1				
Nov. 9, 2002	Tulsa	Receiver: Bernard Berrian Rusher: Rodney Davis	8-109/1 31-145/1				
Dec. 5, 2002	at Louisiana Tech	Receiver: Jermaine Jamison Rusher: Rodney Davis	4-102/1 37-221/2				
Nov. 5, 2005	San Jose State	Receiver: Marque Davis Rusher: Deandre Gilbert	7-133/1 5-133/1				
Nov. 10, 2005	Boise State	Rusher: Wendell Mathis Receiver: Paul Williams	21-105/1 6-137/1				
Oct. 14, 2006	Hawai'i	Rusher: Wendell Mathis Receiver: Paul Williams	25-121/1 6-149/2				
Nov. 24, 2007	Kansas State	Rusher: Lonyae Miller Receiver: Marlon Moore	16-113/1 3-100/1				
Nov. 30, 2007	at New Mexico State	Rusher: Anthony Harding Receiver: Marlon Moore	22-115/1 9-134/2				
Sept. 12, 2009	at Wisconsin	Rusher: Anthony Harding Receiver: Marlon Moore	28-121/1 4-106/0				
Oct. 31, 2009	Utah State	Rusher: Ryan Mathews Receiver: Devon Wylie	19-107/0 5-114/1				
Nov. 6, 2010	at Louisiana Tech	Rusher: Ryan Mathews Receiver: Seyi Ajirotutu	23-185/2 7-124/1				
Sept. 17, 2011	North Dakota	Rusher: Robbie Rouse Receiver: Jamel Hamler	43-286/1 8-118/3				
Sept. 24, 2011	at Idaho	Rusher: Robbie Rouse Receiver: Jalen Saunders	27-110/2 3-154/2				
Oct. 1, 2011	Ole Miss	Rusher: Robbie Rouse Receiver: Jalen Saunders	25-112/0 5-142/2				
Sept. 1, 2012	Weber State	Rusher: Robbie Rouse Receiver: Robbie Rouse	23-123/1 6-127/0				
Sept. 15, 2012	Colorado	Rusher: Robbie Rouse Receiver: Davante Adams	22-123/2 7-118/2				
Sept. 22, 2012	at Tulsa	Rusher: Robbie Rouse Receiver: Robbie Rouse	9-144/2 3-107/1				
Oct. 27, 2012	at New Mexico	Rusher: Robbie Rouse Receiver: Isaiah Burse	27-135/1 7-115/1				
Nov. 10, 2012	at Nevada	Rusher: Robbie Rouse Receiver: Josh Harper	18-120/1 9-198/2				
Nov. 24, 2012	Air Force	Rusher: Robbie Rouse Receiver: Davante Adams	36-261/2 9-120/1				
Oct. 5, 2013	at Idaho	Rusher: Robbie Rouse Receiver: Davante Adams	25-106/0 7-158/1				
Nov. 2, 2013	Nevada	Rusher: Robbie Rouse Receiver: Davante Adams	9-141/2 19-157/2				
Nov. 9, 2013	at Wyoming	Rusher: Robbie Rouse Receiver: Davante Adams	16-185/3 17-115/0				
		Rusher: Josh Quezada Receiver: Josh Harper	17-253/2 16-105/1				



SELECT CIRCLES

100-Yard Rusher, 300-Yard Passer, 100-Yard Receiver (27)

Date	Opponent	Players	No.-Yds./TDs
Sept. 6, 1986	Montana State	Rusher: James Williams Passer: Kevin Sweeney Receiver: Stephen Baker	9-106/2 13-332/2 4-107/1
Oct. 4, 1986	at San Jose State	Receiver: Brock Smith Rusher: James Williams Passer: Kevin Sweeney Receiver: Stephen Baker	3-116/1 28-141/2 13-337/2 4-170/3
Oct. 19, 1991	at New Mexico State	Rusher: Ron Rivers Passer: Mark Barsotti Receiver: Tydus Winans	19-102/0 18-307/3 3-111/0
Oct. 23, 1993	at BYU	Rusher: Ron Rivers Passer: Trent Dilfer Receiver: Charlie Jones	27-143/1 21-456/4 3-117/2
Oct. 15, 1994	Wyoming	Rusher: Jerome Oliver Passer: Richie Donati Receiver: Charlie Jones	32-160/1 13-331/2 7-235/2
Nov. 26, 1994	at San Diego State	Rusher: Reggie Brown Passer: Richie Donati Receiver: Brian Roberson	35-161/3 23-338/1 11-213/0
Nov. 20, 1999	San Jose State	Rusher: Josh Levi Passer: Billy Volek Receiver: Rodney Wright	6-124/1 22-311/5 7-139/1
Sept. 22, 2001	at Tulsa	Rusher: Josh Levi Passer: David Carr Receiver: Bernard Berrian	7-107/0 22-314/3 9-169/2
Oct. 13, 2001	at Colorado State	Rusher: Paris Gaines Passer: David Carr Receiver: Rodney Wright	18-111/0 28-389/2 8-120/0
Nov. 23, 2001	San Jose State	Rusher: Paris Gaines Passer: David Carr Receiver: Bernard Berrian	18-107/1 21-328/2 8-109/1
Dec. 5, 2002	at Louisiana Tech	Rusher: Rodney Davis Passer: Paul Pinegar Receiver: Marque Davis Receiver: Deandre Gilbert	37-221/2 18-321/3 7-133/1 5-133/1
Nov. 5, 2005	San Jose State	Rusher: Wendell Mathis Passer: Paul Pinegar Receiver: Paul Williams	21-105/1 22-368/3 6-137/1
Nov. 10, 2005	Boise State	Rusher: Wendell Mathis Passer: Paul Pinegar Receiver: Paul Williams	25-121/1 22-317/2 6-149/2
Nov. 24, 2007	Kansas State	Rusher: Anthony Harding Passer: Tom Brandstater Receiver: Marlon Moore	22-115/1 23-313/2 9-134/2
Sept. 24, 2011	at Idaho	Rusher: Robbie Rouse Passer: Derek Carr Receiver: Jalen Saunders	25-112/0 24-371/5 5-142/2
Oct. 22, 2011	at Nevada	Rusher: Robbie Rouse Passer: Derek Carr Receiver: Devon Wylie	25-172/2 20-315/3 5-108/0
Sept. 15, 2012	Colorado	Rusher: Robbie Rouse Passer: Derek Carr Receiver: Isaiah Burse	9-144/2 17-300/5 3-107/1
Oct. 27, 2012	at New Mexico	Rusher: Robbie Rouse Passer: Derek Carr Receiver: Davante Adams	18-120/1 31-416/4 9-198/2
Nov. 24, 2012	Air Force	Rusher: Robbie Rouse Passer: Derek Carr Receiver: Isaiah Burse Receiver: Davante Adams	25-106/0 28-452/4 7-158/1 9-141/2
Oct. 5, 2013	at Idaho	Rusher: Marteze Waller Passer: Derek Carr Receiver: Davante Adams	19-157/2 37-419/5 16-185/3
Nov. 2, 2013	Nevada	Rusher: Josh Quezada Passer: Derek Carr Receiver: Josh Harper	17-115/0 38-487/3 17-253/2
Nov. 9, 2013	at Wyoming	Rusher: Josh Quezada Passer: Derek Carr Receiver: Josh Harper	16-105/1 33-360/4 9-159/0
Oct. 10, 2014	at UNLV	Rusher: Marteze Waller Passer: Brian Burrell Receiver: Josh Harper	17-137/1 25-310/3 12-187/1

Nov. 14, 2020	at Utah State	Rusher: Ronnie Rivers Passer: Jake Haener Receiver: Jalen Cropper	25-132/1 29-422/4 10-202/3
Oct. 30, 2021	at No. 21 San Diego St.	Rusher: Jordan Mims Passer: Jake Haener Receiver: Josh Kelly	29-186/2 25-306/1 5-107/0
Sept 10, 2022	Oregon State	Rusher: Jordan Mims Passer: Jake Haener Receiver: Nikko Remigio	21-122/2 29-360/1 6-100/0
Nov. 19, 2022	at Nevada	Rusher: Jordan Mims Passer: Jake Haener Receiver: Jalen Cropper	19-156/1 29-361/2 7-136/0

* Denotes bowl game



INDIVIDUAL RUSHING RECORDS

Rushing Yards (Career)

1.	Robbie Rouse, 2009-12	4,647
2.	Ron Rivers, 1991-93	3,473
3.	Ronnie Rivers, 2017-21	3,417
4.	Jordan Mims, 2017-22	3,290
5.	Ryan Mathews, 2007-09	3,280
6.	Marteze Waller, 2012-15	3,108
7.	Michael Pittman, 1993-97	3,017
8.	Dwayne Wright, 2003-04, '06	2,683
9.	Dean Philpott, 1954-57	2,533
10.	Lorenzo Neal, 1990-92	2,405
11.	Bryson Sumlin, 2002-05	2,398
12.	Aaron Craver, 1989-90	2,316
13.	Wendell Mathis, 2004-05	2,308
14.	Jaime Kimbrough, 1995-98	2,250
15.	Kelly Skipper, 1985-88	2,237
16.	Ted Torosian, 1978-81	2,096
17.	Anthony Daigle, 1991-93	2,089
18.	Lonyae Miller, 2006-09	2,062

Rushing Yards (Season)

1.	Ryan Mathews, 2009	1,808
2.	Rodney Davis, 2002	1,586
3.	Robbie Rouse, 2011	1,549
4.	Robbie Rouse, 2012	1,490
5.	Ron Rivers, 1993	1,477
6.	Dwayne Wright, 2006	1,462
7.	Jordan Mims, 2022	1,372
8.	Marteze Waller, 2014	1,368
9.	Wendell Mathis, 2005	1,313
	Aaron Craver, 1989	1,313
11.	Jaime Kimbrough, 1998	1,168
12.	Michael Pittman, 1996	1,132
13.	Robbie Rouse, 2010	1,129
14.	James Williams, 1985	1,111
15.	Jerome Oliver, 1994	1,106
16.	Bryson Sumlin, 2004	1,104
17.	Larry Willoughby, 1952	1,092
18.	Michael Pittman, 1997	1,057
19.	Paris Gaines, 2001	1,044
20.	Dwayne Wright, 2003	1,038
21.	Ron Rivers, 1992	1,007
22.	Aaron Craver, 1990	1,003

Rushing Touchdowns (Career)

1.	Ronnie Rivers, 2017-21	40
2.	Ryan Mathews, 2007-09	39
3.	Robbie Rouse, 2009-12	37
	Jordan Mims, 2017-22	37
5.	Anthony Daigle, 1991-93	35
6.	Bryson Sumlin, 2002-05	29
	Michael Pittman, 1993-97	29
	Dean Philpott, 1954-57	29
9.	Ron Rivers, 1991-93	28
10.	Wendell Mathis, 2004-05	27
	Lorenzo Neal, 1990-92	27
12.	Aaron Craver, 1989-90	26
	Kelly Skipper, 1985-88	26

Rushing Touchdowns (Season)

1.	Ryan Mathews, 2009	19
2.	Jordan Mims, 2022	18
3.	Anthony Daigle, 1992	17
	Aaron Craver, 1990	17
5.	Wendell Mathis, 2005	15
	Reggie Brown, 1994	15
7.	Ryan Mathews, 2007	14
	Ron Rivers, 1993	14
	Myron Jones, 1989	14
	James Williams, 1985	14
	Dale Messer, 1960	14
	Dean Philpott, 1957	14

Rushing Touchdowns (Game)

1.	Don Driscoll	5	CS Los Angeles, 1954
2.	Michael Pittman	4	San Jose State, 1997
	Marcus McMaryion (QB)	4	UCLA, 2018
	Mark Barsotti (QB)	4	Utah, 1989
4.	Numerous Players	3	--

Consecutive Games w/ Rushing TD

1.	Ron Rivers, 1992-93	12
2.	Wendell Mathis, 2005	10
3.	Robbie Rouse, 2011-12	9
	Aaron Craver, 1990	9
	Jordan Mims, 2022	9

^ Missed game during streak

Rushing Attempts (Career)

1.	Robbie Rouse, 2009-12	898
2.	Jordan Mims, 2017-22	680
3.	Ronnie Rivers, 2017-21	672
4.	Michael Pittman, 1993-97	647
5.	Marteze Waller, 2012-15	618
6.	Ryan Mathews, 2007-09	534
7.	Ron Rivers, 1991-93	525
8.	Dwayne Wright, 2003-04, '06	501
9.	Bryson Sumlin, 2002-05	496
10.	Kelly Skipper, 1985-88	494

Rushing Attempts (Season)

1.	Robbie Rouse, 2011	329
2.	Rodney Davis, 2002	313
3.	Robbie Rouse, 2012	282
4.	Ryan Mathews, 2009	276
5.	Dwayne Wright, 2006	261
	Jordan Mims, 2022	261
7.	Jerome Oliver, 1994	258
8.	Wendell Mathis, 2005	248
9.	Aaron Craver, 1989	247
10.	Michael Pittman, 1997	238

Rushing Attempts (Game)

1.	Robbie Rouse	43	Louisiana Tech, 2010
2.	Michael Pittman	39	Oregon, 1996
3.	Ryan Mathews	38	at Cincinnati, 2009
4.	Robbie Rouse	37	at Hawai'i, 2011
	Rodney Davis	37	vs. Georgia Tech, 2002
	Rodney Davis	37	at Louisiana Tech, 2002
	Jerome Oliver	37	Oregon St., 1994
8.	Robbie Rouse	36	at Nevada, 2012
	Robbie Rosue	36	at No. 10 Nebraska, 2011
9.	Reggie Brown	35	at San Diego St., 1994
	Jerome Oliver	35	at Hawai'i, 1994

Rushing Yards Per Carry (Career)

<i>Minimum 200 Attempts</i>			
1.	Ron Rivers, 1991-93	6.6	(525 att.-3,473 yds.)

Rushing Yards Per Carry (Season)

<i>Minimum 50 Attempts</i>			
1.	Don Driscoll, 1954	8.9	(50 att.-446 yds.)

Rushing Yards Per Carry (Game)

<i>Minimum 10 Attempts</i>			
1.	Don Driscoll	17.1	San Francisco St., 1958
2.	Larry Willoughby	16.0	at San Diego St., 1952
3.	Bob Garner	13.5	at BYU, 1956
4.	Don Driscoll	12.9	Cal State LA, 1954
5.	Derrick Ward	12.6	at Nevada, 1999
6.	Ryan Mathews	12.3	No. 10 Boise St., 2009
7.	Ryan Mathews	12.2	at Nevada, 2007
	Bryson Sumlin	12.2	Hawai'i, 2004
	Jaime Kimbrough	12.2	UTEP, 1998
10.	Lonyae Miller	12.1	Idaho, 2008
	Wendell Mathis	12.1	at Hawai'i, 2005

Rushing Yards Per Carry (Game)

<i>Minimum 20 Attempts</i>			
1.	Dwayne Wright	11.8	at Louisiana Tech, 2006
2.	Ryan Mathews	11.6	San Jose St., 2009
3.	Michael Pittman	10.1	Boise St., 1996
4.	Rodney Davis	9.6	SMU, 2002
5.	Dean Jones	9.5	at Montana St., 1977
6.	Lorenzo Neal	9.3	at Pacific, 1992
7.	Ronnie Rivers	8.8	vs. Arizona State, 2018
8.	Larry Willoughby	8.6	San Francisco St., 1952
9.	Dale Messer	8.4	San Diego St., 1958
10.	Robbie Rouse	8.3	Nevada, 2010
11.	Lonyae Miller	8.1	Hawai'i, 2008
	Jaime Kimbrough	8.1	at New Mexico, 1998
	Ron Rivers	8.1	UTEP, 1993
	James Williams	8.1	Long Beach St., 1986

100-Yard Rushing Games (Career)

1.	Robbie Rouse, 2009-12	21
2.	Ron Rivers, 1991-93	18
3.	Ryan Mathews, 2007-09	16
4.	Wendell Mathis, 2004-05	13
	Michael Pittman, 1993-97	13
	Aaron Craver, 1989-90	13
7.	Dwayne Wright, 2003-04, '06	12
8.	Marteze Waller, 2012-15	11
	James Williams, 1985-86	11

100-Yard Rushing Games (Season)

1.	Ryan Mathews, 2009	11
2.	Robbie Rouse, 2012	9
3.	Robbie Rouse, 2011	8
	Dwayne Wright, 2006	8
	Ron Rivers, 1993	8
	Aaron Craver, 1989	8
7.	Marteze Waller, 2014	7
	Wendell Mathis, 2005	7
	Rodney Davis, 2002	7
	James Williams, 1985	7
11.	Wendell Mathis, 2004	6
	Jaime Kimbrough, 1998	6
	Michael Pittman, 1997	6
	Michael Pittman, 1996	6
	Jordan Mims, 2022	6
16.	Bryson Sumlin, 2004	5
	Jerome Oliver, 1994	5
	Ron Rivers, 1992	5
	Ron Rivers, 1991	5



INDIVIDUAL RUSHING RECORDS

Consecutive 100-Yard Rushing Games

1.	Ryan Mathews	9	Games 1-9	2009
2.	Wendell Mathis	5	Games 6-10	2005
3.	Marteze Waller	4	Games 7-10	2014
	Robbie Rouse	4	Games 9-12	2012
	Robbie Rouse	4	Games 1-4	2012
	Robbie Rouse	4	Games 2-5	2011
	Robbie Rouse	4	Games 6-9	2010
	Dwayne Wright	4	Games 9-12	2006
	Wendell Mathis	4	Games 9-12	2004
	Michael Pittman	4	Games 7-10	1996
	Aaron Craver	4	Games 1-4	1989

200-Yard Rushing Games (Career)

1.	Robbie Rouse, 2009-12	3
2.	Ryan Mathews, 2007-09	2
	Rodney Davis, 2002-03	2
	Michael Pittman, 1993-97	2
	Ron Rivers, 1991-93	2

150-Yard Rushing Games (Career)

1.	Robbie Rouse, 2009-12	8
	Ryan Mathews, 2007-09	8
3.	Michael Pittman, 1993-97	5
	Ron Rivers, 1991-93	5
	Jordan Mims, 2017-22	5
5.	Marteze Waller, 2012-15	4
	Dwayne Wright, 2003-04, '06	4

Most Rushing Yards in a Bulldog Debut

Player	Att-Yds-TD	Opponent
1.	James Williams 25-156-2	UNLV, 1985
2.	Henry Woodson 21-152-3	Hayward St., 1970

Fastest to 1,000 Yards in a Season

Sorted by the Number of Games Played in When Surpassing 1,000 Yards

Name	Game	Year
1.	Ryan Mathews 7th	2009
2.	Robbie Rouse 9th	2011
	Robbie Rouse 9th	2010
	Ron Rivers 9th	1993
	Aaron Craver 9th	1989
6.	Marteze Waller 10th	2014
	Robbie Rouse 10th	2012
	Dwayne Wright 10th	2006
	Wendell Mathis 10th	2005
	Rodney Davis 10th	2002
	Michael Pittman 10th	1996
	Aaron Craver 10th	1990
13.	Bryson Sumlin 11th	2004
	Jaime Kimbrough 11th	1998
	Michael Pittman 11th	1997
	Jerome Oliver 11th	1994
	James Williams 11th	1985
	Jordan Mims 11th	2022
19.	Paris Gaines 13th	2001
	Ron Rivers 13th	1992
21.	Dwayne Wright 14th	2003
	Larry Willoughby 14th	1952

Fastest to 1,000 Yards in a Season

Sorted by Number of Carries to Get 1,000 Yards

Name	Carries	Year
1.	Ryan Mathews 138	2009
2.	Marteze Waller 147	2014
3.	Bryson Sumlin 167	2004
4.	Aaron Craver 171	1989
5.	James Williams 175	1985
6.	Wendell Mathis 176	2005
7.	Robbie Rouse 177	2010
8.	Dwayne Wright 181	2003
9.	Rodney Davis 189	2002
10.	Robbie Rouse 196	2012

Rushing Yards by a Quarterback (Season)

1.	Dean Jones, 1977	746
2.	Dean Jones, 1976	646
3.	Bill Yancy, 1978	386
4.	Brian Burrell, 2014	360
5.	Marcus McMaryion, 2017	302
6.	Marcus McMaryion, 2018	294
7.	Jorge Reyna, 2019	264
8.	Mark Barsotti, 1990	248
9.	Mark Barsotti, 1989	244
10.	Mark Barsotti, 1991	213

Rushing Yards by a Quarterback (Game)

1.	Dean Jones 199	at Montana State, 1977
2.	Bill Yancy 142	McNeese State, 1978
3.	Dean Jones 132	at CS Fullerton, 1977
4.	Dean Jones 123	CS Fullerton, 1976
5.	Dean Jones 121	Montana State, 1976
6.	Dean Jones 102	San Diego State, 1977

Rushing TDs by a Quarterback (Season)

1.	Dean Jones, 1977	10
2.	Dean Jones, 1976	8
	Mark Barsotti, 1989	8
	Beau Carter, 1961	8
	Marcus McMaryion, 2018	8
5.	Mark Barsotti, 1991	7
6.	Kilton Anderson, 2015	5
	David Carr, 2001	5
	Mark Barsotti, 1990	5

Rushing TDs by a Quarterback (Game)

1.	Mark Barsotti 4	Utah, 1989
	Marcus McMaryion 4	UCLA, 2018
2.	Trent Dilfer 3	UNLV, 1991

1,000-YARD RUSHERS (1-5)

1) Larry Willoughby, 1952

	Att.	Yards	TDs	
S 20	UC Davis			
O 4	Pepperdine			
O 10	at San Jose State			
O 18	Utah State			
O 24	at Occidental			
N 1	at San Diego State	10	160	2
N 8	at Nevada	9	252	0
N 15	Pacific			
N 22	San Francisco State	23	198	1
N 29	Whittier	24	113	2
Totals (10 games)	141	1,092	11	

2) James Williams, 1985

	Att.	Yards	TDs	
S 14	UNLV	25	156	2
S 21	at Oregon State	26	117	1
S 28	Cal Poly	14	109	1
O 5	Hawai'i	5	16	0
O 12	San Jose State	10	38	0
O 19	at New Mexico State	19	105	1
O 26	at Utah State	18	106	2
N 2	CS Fullerton	8	61	1
N 9	at Pacific	1	-3	0
N 16	at Long Beach State	30	176	3
N 21	Wichita State	23	136	2
D 14	vs. Bowling Green*	18	94	1
Totals (12 games)	197	1,111	14	

3) Aaron Craver, 1989

	Att.	Yards	TDs	
S 2	Utah	22	103	0
S 9	Montana	22	103	1
S 16	at Pacific	22	135	0
S 23	Long Beach State	14	116	1
O 7	Oregon State	21	79	0
O 14	at Utah State	19	101	1
O 21	CS Fullerton	19	124	2
O 28	UNLV	28	212	1
N 4	San Jose State	34	88	0
N 11	at New Mexico State	13	132	3
N 18	at New Mexico	11	55	0
D 9	vs. Ball State*	22	65	0
Totals (12 games)	247	1,313	9	

4) Aaron Craver, 1990

	Att.	Yards	TDs	
S 1	Eastern Michigan	30	99	1
S 8	New Mexico	31	175	2
S 15	at Utah	25	74	2
S 22	New Mexico State	26	95	2
S 29	CS Fullerton	24	121	2
O 6	at Northern Illinois	15	27	1
O 13	Utah State	24	115	1
O 20	Long Beach State		- DNP -	
N 3	at UNLV	17	136	3
N 10	Pacific	17	105	3
N 17	at San Jose State	15	56	0
Totals (10 games)	225	1,003	17	

5) Ron Rivers, 1992

	Att.	Yards	TDs	
S 5	at Pacific	9	43	0
S 12	at Oregon State	4	12	0
S 19	Colorado State	10	119	1
S 26	Washington State	9	35	0
O 3	Louisiana Tech	10	68	0
O 10	at BYU	5	28	0
O 17	at Hawai'i	15	74	1
O 24	New Mexico	16	102	2
O 31	Wyoming	19	105	1
N 7	Utah	14	66	0
N 21	at San Diego State	16	173	2
N 28	at UTEP	8	79	1
D 29	vs. USC*	19	104	1
Totals (13 games)	154	1,007	9	

1,000-YARD RUSHING SEASONS (6-19)

6) Ron Rivers, 1993

	Att.	Yards	TDs
S 4 at Baylor.....	12	75	2
S 11 Oregon State.....	18	155	3
S 18 at New Mexico.....	32	205	1
S 25 Utah State.....	18	106	1
O 9 at Colorado State.....	13	52	1
O 16 Air Force.....	16	135	1
O 23 at BYU.....	27	143	1
O 30 at Wyoming.....	20	73	1
N 6 UTEP.....	21	171	1
N 13 Hawai'i.....	10	107	0
N 20 San Diego State.....	29	218	2
D 25 vs. Colorado*.....	14	37	0
Totals (12 games).....	230	1,477	14

7) Jerome Oliver, 1994

	Att.	Yards	TDs
A 29 vs. No. 20 Ohio State.....	1	-7	0
S 3 San Jose State.....	-	<i>DNP</i>	-
S 20 at Washington State.....	13	23	0
S 17 Oregon State.....	37	220	1
S 24 at Hawai'i.....	35	148	2
O 8 No. 22 BYU.....	29	96	1
O 15 Wyoming.....	32	160	1
O 22 at Air Force.....	10	13	0
O 29 New Mexico.....	24	155	0
N 5 Nevada.....	15	58	1
N 12 at UTEP.....	20	69	0
N 19 Colorado State.....	31	127	1
N 26 at San Diego State.....	11	44	1
Totals (12 games).....	258	1,106	8

8) Michael Pittman, 1996

	Att.	Yards	TDs
A 31 Oregon.....	39	151	2
S 7 at No. 18 Auburn.....	6	19	0
S 21 Utah.....	5	26	0
S 28 Hawai'i.....	20	108	0
O 12 San Jose State.....	13	41	0
O 19 at Wyoming.....	19	77	0
O 26 at UNLV.....	27	130	3
N 2 Boise State.....	21	212	1
N 9 Colorado State.....	26	157	3
N 16 Air Force.....	21	138	3
N 23 at San Diego State.....	17	73	1
Totals (11 games).....	214	1,132	13

9) Michael Pittman, 1997

	Att.	Yards	TDs
A 30 Portland State.....	-	<i>DNP</i>	-
S 6 Baylor.....	28	204	2
S 13 at Oklahoma State.....	16	12	0
S 20 at Oregon.....	24	131	1
O 2 Utah.....	31	112	0
O 11 at Hawai'i.....	16	48	0
O 18 at No. 17 Air Force.....	25	105	0
O 25 UNLV.....	14	82	0
N 1 at San Jose State.....	23	107	4
N 8 at Colorado State.....	20	71	0
N 15 San Diego State.....	16	47	0
N 22 Wyoming.....	25	138	1
Totals (11 games).....	238	1,057	8

10) Jaime Kimbrough, 1998

	Att.	Yards	TDs
S 12 at Colorado.....	22	107	1
S 19 at Texas Tech.....	24	40	1
S 26 Nevada.....	26	164	1
O 3 BYU.....	22	66	0
O 10 at TCU.....	14	21	0
O 17 at Utah.....	10	40	0
O 24 UTEP.....	15	184	1
O 31 at New Mexico.....	20	161	3
N 7 at San Diego State.....	11	29	0
N 14 Hawai'i.....	18	144	2
N 21 at San Jose State.....	31	213	1
Totals (11 games).....	213	1,168	10

11) Paris Gaines, 2001

	Att.	Yards	TDs
A 26 at Colorado.....	16	43	1
S 2 No. 10 Oregon State.....	20	69	1
S 8 at No. 23 Wisconsin.....	19	86	0
S 22 at Tulsa.....	7	27	0
S 29 Louisiana Tech.....	27	203	2
O 13 at Colorado State.....	18	111	0
O 19 Boise State.....	25	97	1
O 26 at Hawai'i.....	19	46	0
N 3 Rice.....	10	63	0
N 10 at SMU.....	12	61	0
N 17 at Nevada.....	10	50	1
N 23 San Jose State.....	18	107	1
D 1 Utah State.....	9	55	0
D 31 vs. Michigan State*.....	10	26	1
Totals (14 games).....	220	1,044	8

12) Rodney Davis, 2002

	Att.	Yards	TDs
A 23 at No. 25 Wisconsin.....	8	19	0
A 29 San Diego State.....	16	80	0
S 7 at No. 13 Oregon.....	20	118	1
S 21 at Oregon State.....	17	78	0
S 28 at Rice.....	23	90	0
O 4 Colorado State.....	18	115	1
O 12 SMU.....	21	201	1
O 18 at Boise State.....	9	30	0
O 25 Hawai'i.....	28	140	1
N 9 Tulsa.....	31	145	1
N 16 Nevada.....	22	98	0
N 23 at San Jose State.....	26	98	0
D 5 Louisiana Tech.....	37	221	2
D 31 vs. Georgia Tech*.....	37	153	2
Totals (14 games).....	313	1,586	9

13) Dwayne Wright, 2003

	Att.	Yards	TDs
A 30 at No. 12 Tennessee.....	1	0	0
S 5 Oregon State.....	9	29	0
S 13 at No. 1 Oklahoma.....	8	83	1
S 20 Louisiana Tech.....	25	177	1
S 27 Portland State.....	19	113	0
O 4 at Colorado State.....	19	79	0
O 11 at Hawai'i.....	5	19	0
O 25 Rice.....	12	96	0
N 1 at SMU.....	15	45	0
N 8 at Nevada.....	20	91	1
N 15 San Jose State.....	15	106	0
N 21 No. 20 Boise State.....	16	45	0
N 29 at UTEP.....	13	97	0
D 30 vs. UCLA*.....	13	58	0
Totals (14 games).....	190	1,038	3

14) Bryson Sumlin, 2004

	Att.	Yards	TDs
S 5 at Washington.....	2	3	0
S 11 at No. 13 Kansas State.....	13	70	2
S 18 Portland State.....	26	127	0
O 2 at Louisiana Tech.....	11	57	0
O 9 UTEP.....	26	160	1
O 23 at No. 16 Boise State.....	7	10	0
O 30 SMU.....	14	56	2
N 6 at Rice.....	10	26	1
N 12 Hawai'i.....	18	220	3
N 20 Nevada.....	18	147	1
N 27 at San Jose State.....	25	134	3
D 27 vs. No. 18 Virginia*.....	21	94	0
Totals (12 games).....	191	1,104	13

15) Wendell Mathis, 2005

	Att.	Yards	TDs
S 10 Weber State.....	14	77	3
S 17 at Oregon.....	18	70	1
S 27 Toledo.....	9	27	1
O 8 at New Mexico State.....	22	105	1
O 15 Utah State.....	21	97	1

O 22 at Idaho.....	11	101	1
O 29 at Hawai'i.....	19	229	3
N 5 San Jose State.....	21	105	1
N 10 Boise State.....	25	121	1
N 19 at No. 1 USC.....	23	109	1
N 26 at Nevada.....	17	86	0
D 2 Louisiana Tech.....	17	69	0
D 31 vs. Tulsa*.....	31	117	1
Totals (13 games).....	248	1,313	15

16) Dwayne Wright, 2006

	Att.	Yards	TDs
S 1 Nevada.....	26	158	3
S 9 No. 20 Oregon.....	29	154	1
S 16 at Washington.....	28	136	2
S 30 Colorado State.....	16	77	1
O 7 at Utah State.....	26	138	0
O 14 Hawai'i.....	11	16	0
O 21 at No. 14 LSU.....	15	42	0
N 1 at Boise State.....	17	86	0
N 11 New Mexico State.....	26	121	2
N 18 Idaho.....	19	133	0
N 24 at Louisiana Tech.....	25	295	1
D 2 at San Jose State.....	23	106	1
Totals (12 games).....	261	1,462	11

17) Ryan Mathews, 2009

	Att.	Yards	TDs
S 5 UC Davis.....	11	106	1
S 12 at Wisconsin.....	19	107	0
S 18 No. 10 Boise State.....	19	234	3
S 26 at No. 14 Cincinnati.....	38	145	1
O 10 at Hawai'i.....	24	149	1
O 17 San Jose State.....	20	233	1
O 24 at New Mexico State.....	25	157	2
O 31 Utah State.....	23	185	2
N 7 at Idaho.....	26	143	3
N 14 at Nevada.....	8	32	0
N 21 Louisiana Tech.....	-	<i>DNP</i>	-
D 5 at Illinois.....	32	173	3
D 19 vs. Wyoming*.....	31	144	2
Totals (12 games).....	276	1,808	19

18) Robbie Rouse, 2010

	Att.	Yards	TDs
S 4 Cincinnati.....	20	40	0
S 18 Utah State.....	-	<i>DNP</i>	-
S 25 at Ole Miss.....	7	22	0
O 2 Cal Poly.....	14	70	1
O 9 Hawai'i.....	9	43	0
O 16 New Mexico State.....	16	150	2
O 23 at San Jose State.....	27	116	2
N 6 at Louisiana Tech.....	43	286	1
N 13 No. 21 Nevada.....	26	217	2
N 19 at No. 3 Boise State.....	17	70	0
N 27 Idaho.....	12	83	0
D 3 Illinois.....	-	<i>DNP</i>	-
D 18 vs. Northern Illinois*.....	14	32	0
Totals (11 games).....	205	1,129	8

19) Robbie Rouse, 2011

	Att.	Yards	TDs
S 3 vs. California.....	17	86	1
S 10 at No. 10 Nebraska.....	36	169	0
S 17 North Dakota.....	27	110	2
S 24 at Idaho.....	25	112	0
O 1 Ole Miss.....	28	123	1
O 7 No. 5 Boise State.....	10	72	0
O 15 Utah State.....	24	140	1
O 22 at Nevada.....	25	172	2
N 5 Louisiana Tech.....	24	96	0
N 12 at New Mexico State.....	23	86	2
N 19 at Hawai'i.....	37	176	1
N 26 San Jose State.....	33	151	2
D 3 at San Diego State.....	20	56	1
Totals (13 games).....	329	1,549	13



1,000-YARD RUSHING SEASONS (20-22)

20) Robbie Rouse, 2012

	Att.	Yards	TDs
S 1 Weber State	22	123	2
S 8 at No. 4 Oregon	27	115	1
S 15 Colorado	9	144	2
S 22 at Tulsa	27	135	1
S 29 San Diego State	21	70	2
O 6 at Colorado State	26	124	0
O 13 at No. 22 Boise State	25	77	0
O 20 Wyoming	20	91	0
O 27 at New Mexico	18	120	1
N 3 Hawai'i	13	102	1
N 10 at Nevada	36	261	2
N 24 Air Force	25	106	0
D 24 vs. SMU*	13	22	0
Totals (13 games)	282	1,490	12

21) Marteze Waller, 2014

	Att.	Yards	TDs
A 30 at No. 15 USC	16	97	2
S 6 at Utah	15	61	0
S 13 No. 21 Nebraska	7	19	0
S 20 Southern Utah	16	117	1
S 26 at New Mexico	19	163	0
O 3 San Diego State	16	67	1
O 10 at UNLV	17	137	1
O 17 at Boise State	18	164	2
N 1 Wyoming	18	116	1
N 8 San Jose State	22	145	1
N 22 at Nevada	6	46	0
N 29 Hawai'i	25	137	2
D 6 at Boise State*	15	23	0
D 24 vs. Rice*	15	76	0
Totals (14 games)	225	1,368	11

22) Jordan Mims, 2022

	Att.	Yards	TDs
S 1 Cal Poly	15	75	2
S 10 Oregon State	21	122	2
S 17 at No. 7 USC	15	114	0
O 1 at UConn	15	39	1
O 8 at Boise State	21	61	0
O 15 San Jose State	18	71	1
O 22 at New Mexico	26	165	1
O 29 San Diego State	13	32	1
N 5 Hawai'i	18	123	1
N 11 at UNLV	21	70	1
N 19 at Nevada	19	156	1
N 25 Wyoming	16	52	3
D 3 at Boise State*	25	83	2
D 17 Washington State*	18	209	2
Totals (14 games)	261	1,372	18

* Mountain West Championship Game // * Bowl Game

Top 50 Single-Game Rushing Bests

Player	Opponent, Year	Car.	YG	YL	Net	Avg.	TD
1. Dwayne Wright	at Louisiana Tech, 2006	25	300	5	295	11.8	1
2. Robbie Rouse	at Louisiana Tech, 2010	43	286	0	286	6.7	1
3. Robbie Rouse	at Nevada, 2012	36	264	3	261	7.2	2
4. Larry Willoughby	at Nevada, 1952	9	252	0	252	28.0	0
5. Ryan Mathews	No. 10 Boise St., 2009	19	238	4	234	12.3	3
6. Ryan Mathews	San Jose St., 2009	20	234	1	233	11.6	1
7. Wendell Mathis	at Hawai'i, 2005	19	229	0	229	12.1	3
8. Jim Long	Cal Poly, 1964	29	222	0	222	7.6	3
9. Rodney Davis	at Louisiana Tech, 2002	37	224	3	221	6.0	2
10. Jerome Oliver	Oregon St., 1994	37	226	6	220	5.9	1
Bryson Sumlin	Hawai'i, 2004	18	222	2	220	12.2	3
12. Ron Rivers	San Diego St., 1993	29	221	3	218	7.5	2
13. Robbie Rouse	Nevada, 2010	26	219	2	217	8.3	2
14. Jaime Kimbrough	San Jose St., 1998	31	213	1	212	6.8	1
Aaron Craver	UNLV, 1989	28	220	8	212	7.6	1
Michael Pittman	Boise St., 1996	21	214	2	212	10.1	1
Ronnie Rivers	Arizona St., 2018	24	214	2	212	8.8	2
18. Jordan Mims	Washington St., 2022	18	210	1	209	11.6	2
19. Michael Pittman	Baylor, 1997	28	211	3	208	7.4	2
20. Ron Rivers	at New Mexico, 1993	32	211	6	205	6.4	1
21. Paris Gaines	Louisiana Tech, 2001	27	204	1	203	7.5	2
22. Rodney Davis	SMU, 2002	21	203	2	201	9.6	1
23. Dean Jones	at Montana St., 1977	21	199	0	199	9.5	2
24. Larry Willoughby	San Francisco St., 1952	23	198	0	198	8.6	1
25. Lorenzo Neal	at Pacific, 1992	21	200	4	196	9.3	1
26. Larry Miller	at New Mexico St., 1972	34	195	0	195	5.7	2
27. Wendell Mathis	at Louisiana Tech, 2004	28	194	3	191	6.8	1
28. Don Driscoll	San Francisco St., 1954	11	190	2	188	17.1	3
29. Dale Messer	San Diego St., 1958	22	186	0	186	8.4	0
Jordan Mims	at No. 21 San Diego St., 2021	29	192	6	186	6.4	2
31. Ryan Mathews	Utah St., 2009	23	185	0	185	8.0	2
32. Jaime Kimbrough	UTEP, 1998	15	184	0	184	12.2	1
33. Michael Pittman	Louisiana Monroe, 1995	25	184	3	181	7.2	1
34. Lonyae Miller	Idaho, 2008	15	181	0	181	12.1	1
35. Dwayne Wright	Louisiana Tech, 2003	25	179	2	177	7.1	1
Ronnie Rivers	at San Jose State, 2019	29	191	14	177	6.1	1
37. Robbie Rouse	at Hawai'i, 2011	37	177	1	176	4.8	1
Wendell Mathis	Hawai'i, 2004	23	177	1	176	7.7	3
Derrick Ward	at Nevada, 1999	14	177	1	176	12.6	2
James Williams	at Long Beach St., 1985	30	176	0	176	5.9	3
41. Aaron Craver	New Mexico, 1990	31	177	2	175	5.7	2
42. Ryan Mathews	at Illinois, 2009	32	180	7	173	5.4	3
Ron Rivers	at San Diego St., 1992	16	175	2	173	10.8	2
44. Robbie Rouse	at Nevada, 2011	25	181	9	172	6.9	2
45. James Williams	Long Beach St., 1986	21	171	0	171	8.1	1
Ron Rivers	UTEP, 1993	21	172	1	171	8.1	1
Ryan Mathews	at Nevada, 2007	14	171	0	171	12.2	3
48. Dean Philpott	Hawai'i, 1956	19	170	0	170	8.9	0
49. Robbie Rouse	at No. 10 Nebraska, 2011	36	169	0	169	4.7	0
Ken Lovely	at Montana St., 1979	23	175	6	169	7.6	0
Kenny Gleason	Chico St., 1937	—	169	—	169	—	—
Dontel James	at Nevada, 2016	27	169	3	169	6.3	1

Longest Runs from Scrimmage (70+)

Player	Opponent, Year	Gain	TD
1. Robbie Rouse	Colorado, 2012	94	Yes
Josh Levi	San Jose State, 1999	94	Yes
3. Bill Yancy (QB)	at McNeese State, 1978	92	Yes
4. Lonyae Miller	Idaho, 2008	90	Yes
Dale Messer	Hawai'i, 1960	90	--
Larry Willoughby	at Nevada, 1952	90	--
Walt Byrd	Cal Tech, 1934	90	--
8. Bryson Sumlin	Hawai'i, 2004	89	--
9. Derrick Ward	at Nevada, 1999	86	Yes
10. Jordan Mims	vs. New Mexico, 2020	84	Yes
11. Jalen Cropper (WR)	UNLV, 2019	82	--
Jordan Mims	at Nevada, 2022	82	--
13. Lonyae Miller	Hawai'i, 2008	80	Yes
Jaime Kimbrough	at New Mexico, 1998	80	Yes
Ron Rivers	at San Diego St., 1992	80	Yes
16. Jalen Cropper (WR)	at New Mexico St., 2019	79	Yes
17. Wendell Mathis	at Hawai'i, 2005	78	Yes
Ron Rivers	at New Mexico, 1991	78	Yes
19. Ryan Mathews	at Idaho, 2009	77	Yes
Duke Snider	at UC Santa Barbara, 1954	77	--
Jack Kelly	Fort Ord, 1942	77	--
22. Marteze Waller	at Boise State, 2014	76	Yes
Ronnie Rivers	Hawai'i, 2018	76	Yes
24. Derrick Ward	Colorado State, 1999	75	Yes
25. Ken Lovely	at Montana State, 1979	74	--
26. Bernard Berrian (WR)	at Nevada, 2001	73	--
Anthony Daigle	UNLV, 1991	73	Yes
Dean Jones	CS Fullerton, 1976	73	--
29. Lonyae Miller	at Nevada, 2007	72	Yes
Steve Woods	at Montana State, 1981	72	Yes
Steve Woods	CS Fullerton, 1978	72	Yes
Walt Jensen	CS Northridge, 1968	72	--
Jim Long	South Dakota St., 1964	72	--
34. Dwayne Wright	at Louisiana Tech, 2006	71	--
35. Jim Long	Pacific, 1964	70	--



INDIVIDUAL PASSING RECORDS

Passing Yards (Career)

1. Derek Carr, 2009-13	12,842
2. Kevin Sweeney, 1983-86	10,808
3. Paul Pinegar, 2002-05	10,136
4. Jake Haener, 2020-22	9,013
5. Mark Barsotti, 1988-91	8,093
6. David Carr, 1997-01	7,849
7. Trent Dilfer, 1991-93	7,631
8. Tom Brandstater, 2005-08	6,857
9. Billy Volek, 1996-99	6,532
10. Marcus McMaryion, 2017-18	6,355

Passing Yards (Season)

1. Derek Carr, 2013	5,082*
2. David Carr, 2001	4,839
3. Derek Carr, 2012	4,104
4. Jake Haener, 2021	4,096
5. Trent Dilfer, 1993	3,799
6. Marcus McMaryion, 2018	3,629
7. Derek Carr, 2011	3,544
8. Paul Pinegar, 2005	3,335
9. Kevin Sweeney, 1984	3,259
10. Trent Dilfer, 1992	3,000

Passing Completions (Career)

1. Derek Carr, 2009-13	1,086
2. Paul Pinegar, 2002-05	848
3. Kevin Sweeney, 1983-86	740
4. Jake Haener, 2020-22	731
5. David Carr, 1997-01	587
6. Tom Brandstater, 2005-08	584
7. Billy Volek, 1996-99	578
8. Mark Barsotti, 1988-91	559
9. Trent Dilfer, 1991-93	511
Marcus McMaryion, 2017-18	511

Passing Completions (Season)

1. Derek Carr, 2013	453*
2. Derek Carr, 2012	344
David Carr, 2001	344
4. Jake Haener, 2021	329
5. Marcus McMaryion, 2018	293
6. Derek Carr, 2011	279
7. Paul Pinegar, 2005	265
8. Trent Dilfer, 1993	254
9. Brian Burrell, 2014	252
Jake Haener, 2022	252

Passing Completions (Game)

1. Derek Carr	52*	Rutgers, 2013
2. Derek Carr	42	San Diego State, 2012
3. Jake Haener	41	at Nevada, 2020
4. Dave Telford	40	Utah State, 1987
5. Jake Haener	39	at No. 18 UCLA, 2021
Derek Carr	39	Nevada, 2013
Derek Carr	39	Boise State, 2013
Derek Carr	39	Louisiana Tech, 2011
9. Derek Carr	38	at San Jose State, 2013
10. Derek Carr	37	at Idaho, 2013
Trent Dilfer	37	vs. Colorado, 1993

Pass Completion Percentage (Career)

Minimum 300 Attempts

1. Jake Haener, 2020-22	.681	731-of-1,072
2. Derek Carr, 2009-13	.666	1086-of-1630
3. Marcus McMaryion, 2017-18	.657	511-of-778
4. Jorge Reyna, 2017-19	.647	244-of-377
5. David Carr, 1997-01	.628	587-of-934
6. Ryan Colburn, 2007-10	.621	412-of-663
7. Paul Pinegar, 2002-05	.604	848-of-1405
8. Billy Volek, 1996-99	.601	578-of-962
9. Trent Dilfer, 1991-93	.591	511-of-865
10. Tom Brandstater, 2005-08	.590	584-of-990

Pass Completion Percentage (Season)

Minimum 75 Attempts

1. Jake Haener, 2022	.720	252-of-350
2. Logan Fife, 2022	.700	84-of-120
3. Derek Carr, 2013	.687	453-of-659
4. Marcus McMaryion, 2018	.686	293-of-427
5. Derek Carr, 2012	.673	344-of-511
6. Jake Haener, 2021	.671	329-of-490
7. Billy Volek, 1999	.650	249-of-383
8. Jorge Reyna, 2019	.647	236-of-365
Jake Haener, 2020	.647	150-of-232
10. David Carr, 2001	.645	344-of-533

Passing Attempts (Career)

1. Derek Carr, 2009-13	1,630
2. Paul Pinegar, 2002-05	1,405
3. Kevin Sweeney, 1983-86	1,355
4. Jake Haener, 2020-22	1,072
5. Mark Barsotti, 1988-91	1,031
6. Tom Brandstater, 2005-08	990
7. Billy Volek, 1996-99	962
8. David Carr, 1997-01	934
9. Trent Dilfer, 1991-93	865
10. Marcus McMaryion, 2017-18	778

Passing Attempts (Season)

1. Derek Carr, 2013	659*
2. David Carr, 2001	533
3. Derek Carr, 2012	511
4. Jake Haener, 2021	490
5. Derek Carr, 2011	446
6. Brian Burrell, 2014	432
7. Marcus McMaryion, 2018	427
8. Kevin Sweeney, 1984	421
9. Paul Pinegar, 2005	416
10. Paul Pinegar, 2002	403

Passing Attempts (Game)

1. Derek Carr	73*	Rutgers, 2013
2. Dave Telford	70	Utah State, 1987
3. Jake Haener	65	at Nevada, 2020
3. Trent Dilfer	63	vs. Colorado, 1993
4. Derek Carr	60	Boise State, 2013
5. Brian Burrell	59	No. 21 Nebraska, 2014
6. Derek Carr	57	at San Diego State, 2013
7. David Carr	56	vs. Michigan St., 2001
8. Derek Carr	55	Nevada, 2013
Derek Carr	55	San Diego State, 2012
10. Derek Carr	54	vs. USC, 2013
Derek Carr	54	vs. SMU, 2012
Paul Pinegar	54	Louisiana Tech, 2005
Trent Dilfer	54	at Colorado St., 1993
14. Jake Haener	53	at No. 18 UCLA, 2021
Derek Carr	53	vs. Utah State, 2013
Paul Pinegar	53	at Boise State, 2002
16. Kevin Sweeney	51	Montana State, 1984
17. Jake Haener	50	at Hawai'i, 2021
Derek Carr	50	at San Jose State, 2013
Jeff Tedford	50	Bowling Green, 1982

Pass Completion Percentage (Game)

Minimum 10 Attempts, no more than 20 Attempts

1. Ryan Colburn	1.000	14-of-14	at Idaho, 2009
2. Logan Fife	.917	11-of-12	at No. 7 USC, 2022
3. Mark Barsotti	.833	15-of-18	at New Mexico, 1988
4. Jorge Reyna	.800	16-of-20	Utah State, 2019

Pass Completion Percentage (Game)

Minimum, more than 20 Attempts

1. Derek Carr	.875	28-of-32	Air Force, 2012
2. Jake Haener	.857	36-of-42	vs Cal Poly, 2022
3. Jake Haener	.828	24-of-29	vs Hawai'i, 2022
4. Jake Haener	.824	28-of-34	at UNLV, 2022
5. Trent Dilfer	.816	31-of-38	at Baylor, 1993

Top 50 Single-Game Passing Bests

Player	Opponent, Year	Cmp.	Att.	INT	Pct.	Yards	TD	Player	Opponent, Year	Cmp.	Att.	INT	Pct.	Yards	TD
1. Derek Carr	San Diego State, 2012	42	55	2	.764	536	5	26. David Carr	at Hawai'i, 2001	28	45	1	.622	400	4
2. Dave Telford	at Pacific, 1987	32	47	1	.681	536	3	2. Dave Telford	at Utah State, 1987	40	70	3	.571	400	1
3. David Carr	vs. Michigan State, 2001	35	56	2	.625	531	4	28. Jake Haener	vs San Diego State, 2022	34	45	2	.756	394	3
4. Trent Dilfer	vs. Colorado, 1993	37	63	1	.587	523	2	29. Derek Carr	at New Mexico St., 2011	22	34	0	.647	391	3
5. Derek Carr	New Mexico, 2013	27	37	0	.730	522	7	David Carr	vs. Air Force, 2000	22	33	1	.667	391	5
6. Derek Carr	at San Jose State, 2013	38	50	1	.760	519	6	31. David Carr	at Colorado State, 2001	28	37	0	.757	389	2
7. Derek Carr	Nevada, 2013	39	55	0	.709	487	3	32. Jake Haener	at Hawai'i, 2021	28	50	4	.560	388	3
8. Jake Haener	at Nevada, 2020	41	65	0	.631	485	2	33. Jake Haener	Cal Poly, 2021	17	22	0	.773	380	4
9. Kevin Sweeney	Montana State, 1984	32	51	1	.686	476	2	34. Jake Haener	Cal Poly, 2022	36	42	0	.857	377	2
10. Trent Dilfer	at Baylor, 1993	31	38	0	.816	473	3	35. Jeff Tedford	Montana State, 1982	16	25	1	.640	373	3
11. Derek Carr	Boise State, 2013	39	60	0	.650	460	4	Jeff Tedford	Bowling Green, 1982	31	50	4	.620	373	3
12. Derek Carr	Rutgers, 2013	52	73	1	.712	456	5	37. Kevin Sweeney	Utah State, 1984	18	30	0	.600	372	2
Trent Dilfer	at BYU, 1993	21	34	0	.618	456	4	38. Derek Carr	at Idaho, 2011	24	37	2	.649	371	5
14. Jake Haener	at No. 13 UCLA, 2021	39	53	1	.736	455	2	Paul Pinegar	at Boise State, 2002	27	53	2	.509	371	3
15. Derek Carr	Air Force, 2012	28	32	0	.875	452	4	40. Paul Pinegar	San Jose State, 2005	22	35	0	.629	368	1
16. David Carr	Utah State, 2001	21	27	0	.778	432	6	David Carr	at Nevada, 2001	23	34	1	.676	368	4
17. Jake Haener	at Utah State, 2020	29	38	1	.763	422	4	Kevin Sweeney	New Mexico St., 1984	25	42	0	.595	368	4
18. Derek Carr	at Idaho, 2013	37	48	1	.771	419	5	Marcus McMaryion	Toledo, 2018	24	31	1	.774	368	4
19. Paul Pinegar	at Oregon, 2005	33	43	1	.767	418	3	44. Jeff Tedford	UNLV, 1981	16	30	3	.533	365	2
20. Derek Carr	at New Mexico, 2012	31	44	1	.705	416	4	45. Derek Carr	vs. SMU, 2012	33	54	2	.611	362	1
21. Trent Dilfer	at Colorado State, 1993	31	54	0	.574	415	3	Ryan Colburn	at Nevada, 2010	24	35	1	.686	362	2
22. Derek Carr	UNLV, 2013	33	48	0	.688	412	4	47. Jake Haener	at Nevada, 2022	29	42	0	.690	361	2
Jim Arellanes	UTEP, 1995	22	31	0	.710	412	5	48. Derek Carr	at Wyoming, 2013	33	46	0	.717	360	4
24. Paul Pinegar	at Nevada, 2005	30	45	1	.667	405	4	Richie Donati	at San Diego State, 1995	21	38	2	.553	360	2
25. Derek Carr	vs. Utah State, 2013	36	53	2	.679	404	3	50. Paul Pinegar	Louisiana Tech, 2005	33	54	2	.611	358	3



INDIVIDUAL PASSING RECORDS

Most Touchdown Passes (Career)

1.	Derek Carr, 2009-13	113
2.	Paul Pinegar, 2002-05	84
3.	David Carr, 1997-01	70
4.	Kevin Sweeney, 1983-86	69
5.	Jake Haener, 2020-22	67
6.	Billy Volek, 1996-99	57
7.	Trent Dilfer, 1991-93	53
8.	Mark Barsotti, 1988-91	50
9.	Tom Brandstater, 2005-08	47
10.	Marcus McMaryion, 2017-18	39

Most Touchdown Passes (Season)

1.	Derek Carr, 2013	50*
2.	David Carr, 2001	46!
3.	Derek Carr, 2012	37
4.	Jake Haener, 2021	33
5.	Paul Pinegar, 2005	30
	Billy Volek, 1999	30
	Trent Dilfer, 1993	30
8.	Derek Carr, 2011	26
9.	Marcus McMaryion, 2018	25
10.	Jeff Tedford, 1982	24
11.	Paul Pinegar, 2004	23
	David Carr, 2000	23
13.	Brian Burrell, 2014	22
14.	Trent Dilfer, 1992	21
	Jackie Fellows, 1942	21

Most Touchdown Passes (Game)

1.	Derek Carr	7*	New Mexico, 2013
2.	Zack Greenlee	6	at Hawai`i, 2015
	Derek Carr	6	at San Jose State, 2013
	David Carr	6	Utah State, 2001
	Bill Yancy	6	Long Beach State, 1978
6.	Jake Haener	5	UNLV, 2021
	Derek Carr	5	at Idaho, 2013
	Derek Carr	5	Rutgers, 2013
	Derek Carr	5	San Diego State, 2012
	Derek Carr	5	Colorado, 2012
	Derek Carr	5	at Idaho, 2011
	David Carr	5	Rice, 2001
	David Carr	5	Air Force, 2000
	Billy Volek	5	San Jose State, 1999
	Jim Arellanes	5	UTEP, 1995
	Jeff Tedford	5	Pacific, 1982

Most Games With 4 or More TD Passes (Career)

1.	Derek Carr, 2009-13	14
2.	David Carr, 1997-01	7
3.	Jake Haener, 2020-22	5
4.	Marcus McMaryion, 2017-18	3
5.	Paul Pinegar, 2002-05	2

Most Games With 5 or More TD Passes (Career)

1.	Derek Carr, 2009-13	8
2.	David Carr, 1997-01	3
3.	Jake Haener, 2020-22	1
	Billy Volek, 1996-99	1
	Jim Arellanes, 1995-96	1
	Jeff Tedford, 1981-82	1
	Bill Yancy, 1978	1

Most 300-Yard Passing Games (Career)

1.	Derek Carr, 2009-13	20
2.	Jake Haener, 2020-22	18
3.	David Carr, 1997-01	13
4.	Paul Pinegar, 2002-05	10
5.	Kevin Sweeney, 1983-86	9
6.	Jim Arellanes, 1995-96	5
	Trent Dilfer, 1991-93	5
	Mark Barsotti, 1988-91	5
9.	Richie Donati, 1993-96	4
	Jeff Tedford, 1981-82	4
	Marcus McMaryion, 2017-18	4

Most 300-Yard Passing Games (Season)

1.	David Carr, 2001	11
2.	Derek Carr, 2013	10
3.	Jake Haener, 2021	8
4.	Derek Carr, 2012	6
	Paul Pinegar, 2005	6
	Jake Haener, 2022	6
7.	Trent Dilfer, 1993	5
8.	Derek Carr, 2011	4
	Jake Haener, 2020	4
10.	Paul Pinegar, 2002	3
	Jim Arellanes, 1996	3
	Richie Donati, 1994	3
	Mark Barsotti, 1990	3
	Kevin Sweeney, 1986	3
	Kevin Sweeney, 1984	3

Most 400-Yard Passing Games (Career)

1.	Derek Carr, 2009-13	11
2.	Trent Dilfer, 1991-93	4
3.	Jake Haener, 2020-22	3
	David Carr, 1997-01	3
5.	Paul Pinegar, 2002-05	2
	Dave Telford, 1987-88	2
7.	Jim Arellanes, 1995-96	1
	Kevin Sweekey, 1983-86	1

Most 400-Yard Passing Games (Season)

1.	Derek Carr, 2013	8
2.	Trent Dilfer, 1993	4
3.	Derek Carr, 2012	3
	David Carr, 2001	3
5.	Jake Haener, 2020	2

Most 500-Yard Passing Games (Career)

1.	Derek Carr, 2009-13	3
2.	David Carr, 1997-01	1
	Trent Dilfer, 1991-93	1
	Dave Telford, 1987-88	1

Highest Passing Efficiency Rating (Season)

1.	Trent Dilfer, 1993	167.2
2.	Jake Haener, 2022	158.6
2.	Marcus McMaryion, 2018	157.0
3.	Derek Carr, 2013	156.1

Most Interceptions (Career)

1.	Paul Pinegar, 2002-05	49
	Kevin Sweeney, 1983-86	49

Most Interceptions (Season)

1.	Jeff Tedford, 1982	22
	Neftali Cortez, 1975	22

Most Interceptions (Game)

1.	Ron Hudson	6	Humboldt State, 1968
----	------------	---	----------------------

Lowest Interception Percentage (Career)

Minimum 150 Attempts

	Name, Year	INT %	Int-Att
1.	Billy Volek, 1996-99	1.25	12-962
2.	Marcus McMaryion, 2017-18	1.28	10-778
3.	Derek Carr, 2009-13	1.47	24-1630

Lowest Interception Percentage (Season)

Minimum 100 Attempts

	Name, Year	INT %	Int-Att
1.	Billy Volek, 1999	0.78	3-383
2.	Billy Volek, 1998	1.15	3-261
3.	Marcus McMaryion, 2018	1.17	5-427
4.	Derek Carr, 2013	1.21	8-659
5.	Trent Dilfer, 1993	1.26	5-396
6.	Derek Carr, 2012	1.37	7-511
7.	Marcus McMaryion, 2017	1.42	5-351
8.	Tom Brandstater, 2007	1.48	5-337
9.	David Carr, 2001	1.69	9-533
10.	Derek Carr, 2011	2.01	9-446

Consecutive Passes Without an Interception

1.	Trent Dilfer, 1992-93	318
2.	Derek Carr, 2013	306
3.	Jake Haener, 2021-22	218
4.	Jake Haener, 2022	214
5.	Billy Volek, 1999	206
6.	Derek Carr, 2013	180
7.	Derek Carr, 2012	160
8.	Marcus McMaryion, 2018	155
9.	Marcus McMaryion, 2018	153
10.	Marcus McMaryion, 2017	149

Full season includes Fresno State bowl game statistics:

** Mountain West Record*

! NCAA Leader That Season



3,000-YARD PASSING SEASONS (10)

1) Kevin Sweeney, 1984

	C-A-I	Yards	TDs
S1 at Arizona	13-28-0	204	2
S8 at Boise State	19-31-1	270	2
S15 Cal Poly	13-29-2	231	2
S22 Long Beach State	12-26-1	155	1
S29 New Mexico State	25-42-0	368	4
O6 at Hawai'i	20-41-4	258	1
O20 Utah State	18-30-0	372	2
O27 at San Jose State	12-23-0	238	2
N3 at CS Fullerton	22-37-2	239	1
N10 Pacific	22-41-1	229	0
N17 Montana State	32-51-1	476	2
N24 at UNLV	19-42-1	219	1
Totals (12 games)	227-421-13	3,259	20

2) Trent Dilfer, 1992

	C-A-I	Yards	TDs
S5 at Pacific	10-18-0	167	1
S12 at Oregon State	14-36-2	250	1
S19 Colorado State	16-26-1	251	3
S26 Washington State	15-31-3	246	1
O3 Louisiana Tech	13-20-1	172	5
O10 at BYU	17-38-2	288	1
O17 at Hawai'i	15-29-1	250	1
O24 New Mexico	15-28-0	188	1
O31 Wyoming	19-30-0	282	2
N7 Utah	13-25-1	223	0
N21 at San Diego State	15-29-1	268	2
N28 at UTEP	13-22-2	251	3
D29 vs. USC*	13-28-0	164	0
Totals (13 games)	188-360-14	3,000	21

3) Trent Dilfer, 1993

	C-A-I	Yards	TDs
S4 at Baylor	31-38-0	473	3
S11 Oregon State	16-25-4	152	1
S18 at New Mexico	19-26-0	244	3
S25 Utah State	14-23-0	295	3
O9 at Colorado State	31-54-0	415	3
O16 Air Force	12-20-0	165	0
O23 at BYU	21-34-0	456	4
O30 at Wyoming	21-34-0	309	2
N6 UTEP	17-24-0	227	2
N13 Hawai'i	14-22-0	268	4
N20 San Diego State	21-33-0	272	3
D25 vs. No. 17 Colorado*	37-63-1	523	2
Totals (12 games)	254-396-5	3,799	30

4) David Carr, 2001

	C-A-I	Yards	TDs
A26 at Colorado	21-36-0	198	1
S2 No. 10 Oregon State	21-34-0	340	4
S8 at No. 23 Wisconsin	22-38-1	240	2
S22 at Tulsa	22-29-1	314	3
S29 Louisiana Tech	26-42-0	319	2
O13 at Colorado State	28-37-0	389	2
O19 Boise State	30-49-1	345	3
O26 at Hawai'i	28-45-1	400	4
N3 Rice	20-32-0	334	5
N10 at SMU	25-37-2	292	4
N17 at Nevada	23-34-1	368	4
N23 at San Jose State	21-36-0	328	2
D1 Utah State	21-27-0	432	6
D31 vs. Michigan State*	35-56-2	531	4
Totals (14 games)	344-533-9	4,839	46

5) Paul Pinegar, 2005

	C-A-I	Yards	TDs
S10 Weber State	14-18-0	189	2
S17 at Oregon	33-43-1	418	3
S27 Toledo	9-16-0	69	2
O8 at New Mexico State	10-19-0	112	2
O15 Utah State	10-17-1	138	2
O22 at Idaho	21-33-0	228	1
O29 at Hawai'i	15-25-2	213	1
N5 San Jose State	22-35-0	368	3
N10 Boise State	22-36-1	307	2
N19 at No. 1 USC	27-45-4	317	4
N26 at Nevada	30-45-1	405	4
D2 Louisiana Tech	33-54-3	358	3
D31 vs. Tulsa*	19-30-2	213	1
Totals (13 games)	265-416-15	3,335	30

6) Derek Carr, 2011

	C-A-I	Yards	TDs
S3 vs. California	21-33-1	150	1
S10 at No. 10 Nebraska	20-41-0	254	1
S17 North Dakota	11-17-0	235	2
S24 at Idaho	24-37-2	371	5
O1 Ole Miss	25-37-1	281	1
O7 No. 5 Boise State	17-30-1	126	0
O15 Utah State	23-39-0	248	2
O22 at Nevada	20-37-0	315	3
N5 Louisiana Tech	39-49-2	290	3
N12 at New Mexico State	22-34-0	391	3
N19 at Hawai'i	19-29-0	271	2
N26 San Jose State	19-28-1	276	1
D3 at San Diego State	19-35-1	336	2
Totals (13 games)	279-446-9	3,544	26

7) Derek Carr, 2012

	C-A-I	Yards	TDs
S1 Weber State	20-25-0	298	2
S8 at No. 4 Oregon	29-47-0	234	1
S15 Colorado	17-22-1	300	5
S22 at Tulsa	26-44-0	231	1
S29 San Diego State	42-55-2	536	5
O6 at Colorado State	25-39-0	217	4
O13 at No. 22 Boise State	29-43-1	266	1
O20 Wyoming	32-48-0	268	3
O27 at New Mexico	31-44-1	416	4
N3 Hawai'i	15-23-0	304	4
N10 at Nevada	17-35-0	220	2
N24 Air Force	28-32-0	452	4
D24 vs. SMU*	33-54-2	362	1
Totals (13 games)	344-511-7	4,104	37

8) Derek Carr, 2013

	C-A-I	Yards	TDs
A29 Rutgers	52-73-1	456	5
S7 Cal Poly	22-31-0	205	3
S20 Boise State	39-60-0	460	4
S28 at Hawai'i	33-47-2	324	2
O5 at Idaho	37-48-1	419	5
O19 UNLV	33-48-0	412	4
O26 at San Diego State	35-57-0	298	2
N2 Nevada	39-55-0	487	3
N9 at Wyoming	33-46-0	360	4
N23 New Mexico	27-37-0	522	7
N29 at San Jose State	38-50-1	519	6
D7 vs. Utah State^	36-53-2	404	3
D21 vs. USC*	29-54-1	216	2
Totals (13 games)	453-659-8	5,082	50

9) Marcus McMaryion, 2018

	C-A-I	Yards	TDs
S1 Idaho	19-26-0	207	0
S8 at Minnesota	23-32-1	205	2
S15 at UCLA	22-33-0	270	1
S29 Toledo	24-31-1	368	4
O6 at Nevada	20-28-0	241	2
O13 Wyoming	22-32-0	287	2
O20 at New Mexico	20-30-0	280	3
O27 Hawai'i	21-31-0	284	4
N3 at UNLV	26-35-1	274	2
N9 at Boise State	24-35-0	283	1
N17 San Diego State	17-24-0	267	1
N24 San Jose State	20-29-0	317	2
D1 at Boise State^	20-32-0	170	1
D15 vs. Arizona State*	15-29-2	176	0
Totals (14 games)	293-427-5	3,629	25

* Bowl Game | ^ Mountain West Championship Game

10) Jake Haener, 2021

	C-A-I	Yards	TDs
A28 UConn	20-26-0	331	3
S4 at Oregon	30-43-0	298	1
S11 Cal Poly	17-22-0	380	4
S18 at No. 13 UCLA	39-53-1	455	2
S24 UNLV	30-42-1	378	5
O2 at Hawai'i	28-50-4	388	3
O16 at Wyoming	15-28-0	96	2
O23 Nevada	26-38-0	256	2
O30 at No. 21 San Diego St.	25-42-0	306	1
N6 Boise State	22-38-3	279	2
N13 New Mexico	24-31-0	300	3
N25 at San Jose State	27-36-0	343	4
D18 vs UTEP*	26-41-0	286	1
Totals (13 games)	329-490-9	4,096	33

* Bowl Game



RECEIVING RECORDS

Pass Receptions (Career)

1.	KeeSean Johnson, 2015-2018	275
2.	Davante Adams, 2012-13	233
3.	Josh Harper, 2011-14	228
4.	Rodney Wright, 1998-01	222
5.	Jalen Cropper, 2019-22	220
6.	Isaiah Burse, 2010-13	209
7.	Bernard Berrian, 1999-03	199
8.	Brian Roberson, 1993-96	188
9.	Charlie Jones, 1992-95	187
10.	Charles Smith, 1998-01	171

Pass Receptions by a TE (Career)

1.	Jared Rice, 2016-2019	113
2.	Bear Pascoe, 2005-08	112

Pass Receptions (Season)

1.	Davante Adams, 2013	131*
2.	Rodney Wright, 2001	104
3.	Davante Adams, 2012	102*
4.	Isaiah Burse, 2013	99
5.	KeeSean Johnson, 2018	95
6.	Josh Harper, 2014	90
7.	Jalen Cropper, 2021	85
8.	Bernard Berrian, 2001	85
9.	Jalen Cropper, 2022	83
10.	Josh Harper, 2013	79
	Larry Willis, 1984	79

Pass Receptions by at TE (Season)

1.	Jared Rice, 2018	55
2.	Bear Pascoe, 2007	45

Pass Receptions (Game)

1.	Isaiah Burse	17	vs. Utah State, 2013
	Josh Harper	17	Nevada, 2013
3.	Davante Adams	16	at Idaho, 2013
	Ron Jenkins	16	at Pacific, 1987
	Larry Willis	16	Montana State, 1984
6.	Stephone Paige	15	Bowling Green, 1982
	Lloyd Madden	15	at Pacific, 1967
8.	Jalen Cropper	14	at No. 18 UCLA, 2021
	Davante Adams	14	Rutgers, 2013
	Josh Harper	14	Rutgers, 2013
	Rodney Wright	14	Boise State, 2001
12.	Davante Adams	13	at San Jose State, 2013
	Isaiah Burse	13	Rutgers, 2013
	Davante Adams	13	vs. SMU, 2012
	Devon Wylie	13	Louisiana Tech, 2011
	Bernard Berrian	13	Boise State, 2003
	Rodney Wright	13	vs. Michigan State, 2001
	Rodney Wright	13	California, 2000
	Larry Willis	13	New Mexico St., 1984
20.	Jalen Cropper	12	vs. New Mexico, 2020
	Josh Harper	12	at UNLV, 2014
	Davante Adams	12	at San Diego State, 2013
	Davante Adams	12	Boise State, 2013
	Davante Adams	12	at No. 4 Oregon, 2012
25.	Davante Adams	11	at Wyoming, 2013
	Davante Adams	11	Wyoming, 2012
	Brian Roberson	11	at San Diego St., 1994
	Zane Pope	10	San Diego State, 2022
28.	Nikko Remigio	10	San Diego State, 2022
	Jalen Cropper	10	UNLV, 2021
	Jalen Cropper	10	at Utah State, 2020
	KeeSean Johnson	10	Air Force, 2016
	KeeSean Johnson	10	San Diego State, 2018
	Jamire Jordan	10	at Utah State, 2016
	Josh Harper	10	at Boise State-, 2014
	Isaiah Burse	10	at San Jose State, 2013
	Josh Harper	10	New Mexico, 2013
	Isaiah Burse	10	at San Diego State, 2013
	Isaiah Burse	10	Boise State, 2013
	Rashad Evans	10	San Diego State, 2012
	Matt Rivera	10	Louisiana Tech, 2005
	Brian Roberson	10	at Utah, 1996
	Charlie Jones	10	at Hawai'i, 1995
	Larry Willis	10	at Pacific, 1983
	Ted Torosian	10	at San Jose State, 1980

Pass Receptions (In One Half)

1.	Davante Adams	13	at Idaho, 2013
2.	Isaiah Burse	10	vs. Utah State, 2013
3.	Josh Harper	9	Nevada, 2013
	Davante Adams	9	vs. SMU, 2012
	Ron Jenkins	9	Pacific, 1987
	Stephone Paige	9	Bowling Green, 1982

Career Games with 10 or More Receptions

1.	Davante Adams, 2012-13	9
2.	Josh Harper, 2011-14	5
	Isaiah Burse, 2010-13	5
4.	Jalen Cropper, 2019-22	4
5.	Rodney Wright, 1998-01	3
	Larry Willis, 1983-84	3
7.	Brian Roberson, 1993-96	2
	KeeSean Johnson, 2015-18	2
9.	12 Players	1

Receiving Yardage (Career)

1.	KeeSean Johnson, 2015-2018	3,463
2.	Charlie Jones, 1992-95	3,344
3.	Rodney Wright, 1998-01	3,274
4.	Davante Adams, 2012-13	3,030
5.	Brian Roberson, 1993-96	2,956
6.	Henry Ellard, 1979-82	2,947
7.	Josh Harper, 2011-14	2,938
8.	Bernard Berrian, 1999-03	2,849
9.	Jalen Cropper, 2019-22	2,701
10.	Isaiah Burse, 2010-13	2,503
11.	Charles Smith, 1998-01	2,368
12.	Larry Willis, 1983-84	2,260
13.	Jamire Jordan, 2015-18	2,249
14.	Seyi Ajirojutu, 2007-09	1,963
15.	Marque Davis, 1999-03	1,876

Receiving Yardage by a TE (Career)

1.	Jared Rice, 2016-2019	1,365
2.	Bear Pascoe, 2005-08	1,294

Receiving Yardage (Season)

1.	Davante Adams, 2013	1,718
2.	Rodney Wright, 2001	1,630
3.	Henry Ellard, 1982	1,510
4.	Bernard Berrian, 2001	1,364
5.	KeeSean Johnson, 2018	1,340
6.	Davante Adams, 2012	1,312*
7.	Larry Willis, 1984	1,251
8.	Brian Roberson, 1996	1,248
9.	Charlie Jones, 1995	1,171
10.	Josh Harper, 2014	1,097

Receiving Yardage (Game) - Page 119

Yards Per Reception (Career)

Minimum 50 Receptions

1.	Stephen Baker, 1985-86	26.3 (62-for-1629)
2.	Henry Ellard, 1979-82	21.4 (138-for-2947)
3.	Stephone Paige, 1981-82	20.4 (58-for-1185)
4.	Jalen Saunders, 2010-11	19.1 (80-for-1527)

Yards Per Reception (Season)

Minimum 50 Receptions

1.	Henry Ellard, 1982	24.4 (62-for-1510)
2.	Jalen Saunders, 2011	21.3 (50-for-1065)

Yards Per Reception (Game)

Minimum 5 Receptions

1.	Aaron Peck	38.8	UNLV, 2016
2.	Charlie Jones	33.6	Wyoming, 1994
3.	Henry Ellard	32.0	at Nevada, 1982
4.	Henry Ellard	31.7	Montana State, 1982
5.	Jalen Saunders	28.4	at Idaho, 2011
6.	Charlie Jones	28.0	UTEP, 1995
7.	Davante Adams	27.6	UNLV, 2013
8.	Davante Adams	27.3	New Mexico, 2013

Receiving Touchdowns (Career)

1.	Davante Adams, 2012-13	38*
2.	Josh Harper, 2011-14	29

3.	Bernard Berrian, 1999-03	25
	Charlie Jones, 1992-95	25
	Henry Ellard, 1979-82	25
6.	KeeSean Johnson, 2015-2018	24
7.	Rodney Wright, 1998-01	23
8.	Jalen Cropper, 2019-22	21
9.	Charles Smith, 1998-01	19
10.	Malcolm Seabron, 1990-93	18

Receiving Touchdowns by a TE (Career)

1.	Marty Thompson, 1989-92	11
	Jared Rice, 2016-19	11
3.	Bear Pascoe, 2005-08	10

Receiving Touchdowns (Season)

1.	Davante Admas, 2013	24*
2.	Henry Ellard, 1982	15
3.	Davante Adams, 2012	14*
4.	Josh Harper, 2013	13
	Bernard Berrian, 2001	13
6.	Jalen Saunders, 2011	12
	Malcolm Seabron, 1983	12
8.	Jalen Cropper, 2021	11
	Rodney Wright, 2001	11
	Gary Boreham, 1970	11
11.	Charlie Jones, 1995	9
	John Sexton, 1970	9
	Chuck Toy, 1950	9

Receiving Touchdowns by a TE (Season)

1.	Marty Thompson, 1991	8
2.	Vince Branstetter, 1999	4
	Billy Jack Pierce, 1999	4
	Alec Greco, 2000	4
	Bear Pascoe, 2007	4
	Bear Pascoe, 2008	4
	Marcel Jensen, 2012	4
	Chad Olsen, 2014	4
	Jared Rice, 2019	4

Receiving Touchdowns (Game)

1.	Jalen Cropper	4	UNLV, 2021
	Davante Adams	4	New Mexico, 2013
	Davante Adams	4	UNLV, 2013
	Jim Molich	4	Occidental, 1942
	Charlie Jones	4	UTEP, 1995
5.	Lloyd Madden	3	at Pacific, 1967
	Henry Ellard	3	Long Beach State, 1982
	Stephone Paige	3	Pacific, 1982
	Larry Willis	3	New Mexico State, 1984
	Bernard Berrian	3	Utah State, 2001
	Bear Pascoe	3	at Texas A&M, 2007
	Rashad Evans	3	San Diego State, 2012
	Davante Adams	3	at San Jose State, 2013
	Josh Harper	3	New Mexico, 2013
	Davante Adams	3	at Idaho, 2013
	KeeSean Johnson	3	Air Force, 2016
	KeeSean Johnson	3	Nevada, 2017
	Jalen Cropper	3	at Utah State, 2020

Consecutive Games with a Touchdown

1.	Davante Adams, 2012-13	11
2.	Davante Adams, 2013	9
3.	Jalen Cropper, 2020-21	8
	Henry Ellard, 1982	8
5.	Jalen Saunders, 2011	7
6.	Bernard Berrian, 2001	5
7.	Rodney Wright, 2001	4

* - Denotes Mountain West Record

! - Denotes Led NCAA that season

\$ - Denotes NCAA Record

^ - Denotes MW Freshman Record

-- Denotes Mountain West Championship Game



Consecutive Games with a Catch

1. KeeSean Johnson, 2015-2018	50*!
2. Jalen Cropper, 2019-22	37
3. Henry Ellard, 1979-82	34
4. Jamire Jordan, 2015-17	26
Davante Adams, 2012-13	26
Jalen Saunders, 2010-11	26

100-Yard Receiving Games (Career)

1. Davante Adams, 2012-13	13
2. Bernard Berrian, 1999-03	12
Charlie Jones, 1992-95	12
4. Brian Roberson, 1993-96	11
Larry Willis, 1983-84	11
Henry Ellard, 1979-82	11
KeeSean Johnson, 2015-2018	11
8. Rodney Wright, 1998-01	10
9. Jalen Cropper, 2019-22	8
Josh Harper, 2011-14	8

Consecutive 100-Yard Receiving Games

1. Davante Adams, 2012-13	4
Rodney Wright, 2001	4
Henry Ellard, 1987	4
4. Josh Harper, 2013	3
Davante Adams, 2012	3
Jalen Cropper, 2020	3

100-Yard Receiving Games (Season)

1. Henry Ellard, 1982	9
2. Davante Adams, 2013	7
Larry Willis, 1983	7
3. Davante Adams, 2012	6
Bernard Berrian, 2001	6
Rodney Wright, 2001	6
KeeSean Johnson, 2018	6
7. Jalen Saunders, 2011	5
Bernard Berrian, 2000	5
9. KeeSean Johnson, 2017	4
Isaiah Burse, 2013	4
Josh Harper, 2013	4
Charlie Jones, 1995	4
Charlie Jones, 1993	4
Ron Jenkins, 1987	4
Larry Willis, 1984	4

Most TD Passes Caught of 50+ Yards (Career)

1. Henry Ellard, 1979-82	8
Jalen Saunders, 2010-11	8
3. Davante Adams, 2012-13	6
Jamire Jordan, 2015-18	6

Most TD Passes Caught of 50+ Yards (Season)

1. Henry Ellard, 1982	8\$
2. Jalen Saunders, 2011	6
3. Jalen Cropper, 2022	3
Davante Adams, 2013	3
Davante Adams, 2012	3

Pass Receptions by a Running Back (Career)

	Rec	Yds	TD
1. Ronnie Rivers, 2017-21	150	1,417	12
2. Jamie Kimbrough, 1995-98	116	1,092	6
3. Robbie Rouse, 2009-12	110	794	4
4. Jordan Mims, 2017-22	91	971	8
5. Josh Quezada, 2013-14	84	513	2
Ted Torosian, 1978-81	84	779	4
7. Marteze Waller, 2012-15	72	455	2
8. Anthony Daigle, 1991-93	63	809	9
9. Lorenzo Neal, 1990-92	59	500	1
Aaron Craver, 1989-90	59	427	1

Pass Receptions by a Running Back (Season)

	Rec	Yds	TD
1. Robbie Rouse, 2012	63	435	2
2. Josh Quezada, 2013	51	290	1

* - Denotes Mountain West Record
! - Denotes Led NCAA that season

Top 50 Single-Game Receiving Bests

Player	Opponent, Year	Rec.	Yards	Avg.	TD
1. Rodney Wright	vs. Michigan State, 2001	13	299	23.0	2
2. Larry Willis	Montana State, 1984	16	282	17.6	2
3. Davante Adams	at San Jose State, 2013	13	264	20.3	3
4. Josh Harper	Nevada, 2013	17	253	14.9	2
5. Davante Adams	New Mexico, 2013	9	246	27.3	4
Stephone Paige	Bowling Green, 1982	15	246	16.4	2
7. Charlie Jones	Wyoming, 1994	7	235	33.6	2
8. Larry Willis	New Mexico State, 1984	13	231	17.8	3
9. Henry Ellard	at Nevada, 1982	7	230	32.0	2
10. Charlie Jones	UTEP, 1995	8	224	28.0	4
11. Henry Ellard	Montana State, 1982	7	222	31.7	2
12. Davante Adams	UNLV, 2013	8	221	27.6	4
Jahine Arnold	at San Diego State, 1995	9	221	24.6	1
14. Brian Roberson	at San Diego State, 1994	11	213	19.4	0
15. Brian Roberson	San Jose State, 1996	9	204	22.7	2
16. Jalen Cropper	at Utah State, 2020	10	202	20.2	3
17. Davante Adams	at New Mexico, 2012	9	198	22.0	2
18. Aaron Peck	at UNLV, 2016	5	194	38.8	2
19. Josh Harper	at UNLV, 2014	12	187	15.6	1
20. Davante Adams	at Idaho, 2013	16	185	11.6	3
21. Rodney Wright	Oregon State, 2001	7	182	26.0	2
22. Rodney Wright	Boise State, 2001	14	179	12.8	1
23. Charlie Jones	BYU, 1994	7	177	25.3	1
24. Jalen Saunders	at New Mexico State, 2011	7	174	24.9	2
Rodney Wright	California, 2000	13	174	13.4	2
26. Charlie Jones	at Baylor, 1993	7	173	24.7	2
KeeSean Johnson	San Jose State, 2018	7	173	24.7	1
28. Lloyd Madden	at Pacific, 1967	15	172	11.5	1
29. Bernard Berrian	at Tulsa, 2001	9	169	18.8	2
30. Davante Adams	vs. Utah State, 2013	9	168	18.7	1
31. Jalen Cropper	at UNLV, 2022	8	164	20.5	2
32. Bernard Berrian	vs. Air Force, 2000	7	162	23.1	2
33. Josh Harper	New Mexico, 2013	10	161	16.1	3
Anthony Williams	at Pacific, 1987	7	161	21.6	1
35. Josh Harper	at Wyoming, 2013	9	159	17.7	0
36. Jalen Cropper	at New Mexico, 2022	9	158	17.6	1
Isaiah Burse	Air Force, 2012	7	158	22.6	1
Bernard Berrian	Utah State, 2001	4	158	39.5	3
Ron Jenkins	at Pacific, 1987	16	158	9.9	0
40. Rodney Wright	UTEP, 1999	7	156	22.2	1
41. Jalen Saunders	North Dakota, 2011	3	154	51.3	2
Larry Willis	at Pacific, 1983	10	154	15.4	2
Henry Ellard	Long Beach State, 1982	9	154	17.1	3
44. Jahine Arnold	at Hawai'i, 1995	8	152	19.0	1
45. Joe Fernandez	at Nevada, 2005	9	150	16.6	1
46. Devon Wylie	Louisiana Tech, 2011	13	149	11.5	1
Paul Williams	Boise State, 2005	6	149	24.8	2
David Dunn	vs. Colorado, 1993	9	149	16.6	0
Dwight Pickens	Utah State, 1988	7	149	21.3	1
KeeSean Johnson	at New Mexico, 2018	8	149	18.6	2

Longest Pass Completions

Yards	Quarterback	Receiver	Opponent	TD
98	Paul Pinegar	Paul Williams	Boise State, 2005	Yes
97	Derek Carr	Isaiah Burse	Colorado, 2012	Yes
95	Kevin Sweeney	Stephen Baker	Oregon State, 1985	Yes
92	Ryan Colburn	Marlon Moore	UC Davis, 2009	Yes
92	Michael Ross	Malcolm Seabron	Utah, 1992	Yes
91	Mark Barsotti	Stephen Shelley	Ball State, 1989	Yes
90	Dave Telford	Anthony Williams	Pacific, 1987	Yes
89	Derek Carr	Davante Adams	at New Mexico, 2012	Yes
88	Derek Carr	Jalen Saunders	at San Diego State, 2011	Yes
88	Jeff Tedford	Tony Woodruff	Southern Illinois, 1981	Yes
86	Jake Haener	Jalen Cropper	UConn, 2021	Yes
86	Derek Carr	Jalen Saunders	North Dakota, 2011	Yes
86	Marcus McMaryion	Jamire Jordan	San Diego State, 2018	Yes
85	Chason Virgil	Jamire Jordan	at Toledo, 2016	Henry Ellard Yes
83	Billy Volek	Rodney Wright	at SMU, 1999	Yes
82	Zack Greenlee	Jamire Jordan	No. 21 Utah, 2015	Yes
81	Zack Greenlee	Da'Mari Scott	Southern Utah, 2014	Yes
81	Bill Hume	Larry Emerzian	Pacific, 1953	N/A
81	Marcus McMaryion	KeeSean Johnson	Boise State, 2017	Yes
80	Kevin Sweeney	Stephen Baker	Montana State, 1986	Yes
80	Chason Virgil	Aaron Peck	UNLV, 2016	Yes
79	David Carr	Rodney Wright	vs. Michigan State, 2001	Yes
78	Ryan Colburn	Jalen Saunders	at Ole Miss, 2010	Yes
78	Mark Barsotti	Lorenzo Neal	Utah, 1990	No
77	Tom Brandstater	Sevi Ajitrotutu	at Rutgers, 2008	No
77	Paul Pinegar	Jermaine Jamison	at Rice, 2002	Yes
75	Logan Fife	Jalen Cropper	at New Mexico, 2022	Yes
75	Derek Carr	Davante Adams	UNLV, 2013	Yes
75	Sean Norton	Marlon Moore	Hawai'i, 2006	Yes
75	Tom Brandstater	Bear Pascoe	Hawai'i, 2006	Yes
75	Marcus McMaryion	KeeSean Johnson	New Mexico, 2017	No

Note: this is not a complete list



1,000-YARD RECEIVING SEASONS (1-13)

1) Henry Ellard, 1982

	Rec.	Yards	TDs
S 11 Cal Poly	6	142	2
S 18 at Oregon	7	101	0
S 25 Weber State	4	117	1
O 2 Utah State	4	121	1
O 9 Pacific	2	21	1
O 16 at Nevada	7	230	2
O 23 at San Jose State	3	75	1
O 30 Long Beach State	9	154	3
N 6 CS Fullerton	6	221	2
N 13 Montana State	7	222	2
N 20 at UNLV	7	106	0
Totals (11 games)	62	1,510	15

2) Larry Willis, 1983

	Rec.	Yards	TDs
S 10 Bowling Green	6	103	1
S 17 Nevada	7	108	1
S 24 at Pacific	10	154	2
O 1 at Utah State	8	136	0
O 8 San Jose State	5	105	0
O 15 at Montana State	4	64	1
O 22 CS Fullerton	9	116	0
O 29 Cal Poly	5	101	1
N 5 UNLV	3	32	0
N 12 at Long Beach State	0	0	0
N 19 Northern Arizona	6	90	0
Totals (11 games)	63	1,009	6

3) Larry Willis, 1984

	Rec.	Yards	TDs
S 1 at Arizona	3	39	0
S 8 at Boise State	5	75	0
S 15 Cal Poly	3	64	1
S 22 Long Beach State	2	30	0
S 29 New Mexico State	13	231	3
O 6 at Hawai'i	5	85	0
O 20 Utah State	7	102	1
O 27 at San Jose State	5	135	0
N 3 at CS Fullerton	6	38	0
N 10 Pacific	8	81	0
N 17 Montana State	16	282	2
N 24 at UNLV	6	89	1
Totals (12 games)	79	1,251	8

4) Charlie Jones, 1995

	Rec.	Yards	TDs
S 2 NE Louisiana	5	39	1
S 9 at Cal	6	97	0
S 16 Pacific	5	86	2
S 23 Utah	5	84	1
S 30 at UCLA	7	115	0
O 7 New Mexico	6	84	0
O 14 at San Diego State	5	91	0
O 28 Air Force	5	49	1
N 4 at Hawai'i	10	124	0
N 11 UTEP	8	244	4
N 18 at Wyoming	4	110	0
N 25 BYU	5	48	0
Totals (12 games)	71	1,171	9

5) Brian Roberson, 1996

	Rec.	Yards	TDs
A 31 Oregon	6	98	0
S 7 at No. 18 Auburn	5	70	0
S 21 at Utah	10	142	1
S 28 Hawai'i	6	103	0
O 12 San Jose State	9	204	2
O 19 at Wyoming	5	69	0
O 26 at UNLV	8	95	0
N 2 Boise State	7	119	0
N 9 Colorado State	6	68	0
N 16 Air Force	7	144	1
N 23 at San Diego State	9	136	1
Totals (11 games)	78	1,248	5

6) Rodney Wright, 1999

	Rec.	Yards	TDs
S 4 Portland State	6	94	1
S 11 at Oregon State	6	70	1
S 18 at UCLA	7	71	0
S 25 at Nevada	1	15	0
O 2 TCU	4	67	1
O 9 Colorado State	4	98	0
O 14 at SMU	7	64	2
O 23 UTEP	7	156	1
O 30 at Tulsa	7	45	0
N 6 Rice	5	71	0
N 13 at Hawai'i	9	58	0
N 20 San Jose State	7	139	1
D 18 vs. Utah*	6	55	0
Totals (13 games)	74	1,062	7

7) Rodney Wright, 2001

	Rec.	Yards	TDs
A 26 at Colorado	1	14	0
S 2 No. 10 Oregon State	7	182	2
S 8 at No. 23 Wisconsin	9	87	1
S 22 at Tulsa	3	44	0
S 29 Louisiana Tech	8	74	0
O 13 at Colorado State	8	120	0
O 19 Boise State	14	179	1
O 26 at Hawai'i	9	145	1
N 3 Rice	8	145	2
N 10 at SMU	7	91	1
N 17 at Nevada	8	99	0
N 23 at San Jose State	4	73	1
D 1 Utah State	5	78	0
D 31 vs. Michigan State*	13	299	2
Totals (14 games)	104	1,630	11

8) Bernard Berrian, 2001

	Rec.	Yards	TD
A 26 at Colorado	4	40	0
S 2 No. 10 Oregon State	2	55	1
S 8 at No. 23 Wisconsin	8	102	0
S 22 at Tulsa	9	169	2
S 29 Louisiana Tech	5	48	1
O 13 at Colorado State	5	80	0
O 19 Boise State	8	85	1
O 26 at Hawai'i	9	110	0
N 3 Rice	3	76	1
N 10 at SMU	4	72	1
N 17 at Nevada	7	166	2
N 23 at San Jose State	8	109	1
D 1 Utah State	4	158	3
D 31 vs. Michigan State*	9	94	0
Totals (14 games)	85	1,364	13

9) Jalen Saunders, 2011

	Rec.	Yards	TDs
S 3 vs. California	2	22	0
S 10 at No. 10 Nebraska	1	17	0
S 17 North Dakota	3	154	2
S 24 at Idaho	5	142	2
O 1 Ole Miss	6	127	0
O 7 No. 5 Boise State	1	1	0
O 15 Utah State	4	61	1
O 22 at Nevada	4	76	1
N 5 Louisiana Tech	8	69	1
N 12 at New Mexico State	7	174	2
N 19 at Hawai'i	3	67	1
N 26 San Jose State	3	50	1
D 3 at San Diego State	3	105	1
Totals (13 games)	50	1,065	12

10) Davante Adams, 2012

	Rec.	Yards	TDs
S 1 Weber State	7	118	2
S 8 at No. 4 Oregon	12	92	0
S 15 Colorado	4	74	1
S 22 at Tulsa	5	51	0
S 29 San Diego State	8	102	0
O 6 at Colorado State	4	41	1
O 13 at No. 22 Boise State	5	52	1
O 20 Wyoming	11	86	1
O 27 at New Mexico	9	198	2
N 3 Hawai'i	6	93	1
N 10 at Nevada	9	120	1
N 24 Air Force	9	141	2
D 24 vs. SMU*	13	144	1
Totals (13 games)	102	1,312	14

11) Davante Adams, 2013

	Rec.	Yards	TDs
A 29 Rutgers	14	148	2
S 7 Cal Poly	5	31	1
S 20 Boise State	12	110	1
S 28 at Hawai'i	5	22	0
O 5 at Idaho	16	185	3
O 19 UNLV	8	221	4
O 26 at San Diego State	12	87	2
N 2 Nevada	8	84	1
N 9 at Wyoming	11	79	1
N 23 New Mexico	9	246	4
N 29 at San Jose State	13	264	3
D 7 vs. Utah State^	9	168	1
D 21 vs. USC*	9	73	1
Totals (13 games)	131	1,718	24

12) Isaiah Burse, 2013

	Rec.	Yards	TDs
A 29 Rutgers	13	118	0
S 7 Cal Poly	4	43	1
S 20 Boise State	10	148	0
S 28 at Hawai'i	2	9	0
O 5 at Idaho	5	68	1
O 19 UNLV	8	73	0
O 26 at San Diego State	10	74	0
N 2 Nevada	4	58	0
N 9 at Wyoming	5	61	1
N 23 New Mexico	6	107	0
N 29 at San Jose State	10	96	1
D 7 vs. Utah State^	17	132	1
D 21 vs. USC*	5	39	1
Totals (13 games)	99	1,026	6

13) Josh Harper, 2013

	Rec.	Yards	TDs
A 29 Rutgers	14	94	2
S 7 Cal Poly	2	11	0
S 20 Boise State	3	36	2
S 28 at Hawai'i	9	123	2
O 5 at Idaho	5	37	1
O 19 UNLV	5	43	0
O 26 at San Diego State	4	67	0
N 2 Nevada	17	253	2
N 9 at Wyoming	9	159	0
N 23 New Mexico	10	161	3
N 29 at San Jose State	1	27	1
D 7 vs. Utah State^	-	-	- DNP - Injury
D 21 vs. USC*	-	-	- DNP - Injury
Totals (11 games)	79	1,011	13



1,000-YARD RECEIVING SEASONS (14-17)

14) Josh Harper, 2014				17) Jalen Cropper, 2022			
	Rec.	Yards	TDs		Rec.	Yards	TDs
A 30 at No. 15 USC.....	6	56	0	S 1 Cal Poly.....	7	63	0
S 6 at Utah.....	6	83	0	S 10 Oregon State.....	7	76	0
S 13 No. 21 Nebraska.....	9	76	0	S 17 at No. 7 USC.....	8	62	0
S 20 Southern Utah.....	3	65	1	O 1 at UConn.....	5	76	0
S 26 at New Mexico.....	6	94	1	O 8 at Boise State.....	2	23	0
O 3 San Diego State.....	5	76	0	O 15 San Jose State.....	7	46	0
O 10 at UNLV.....	12	187	1	O 22 at New Mexico.....	9	158	1
O 17 at Boise State.....	4	57	1	O 29 San Diego State.....	6	67	0
N 1 Wyoming.....	4	32	0	N 5 Hawai'i.....	5	93	2
N 8 San Jose State.....	7	67	2	N 11 at UNLV.....	8	164	2
N 22 at Nevada.....	6	65	1	N 19 at Nevada.....	7	136	0
N 29 Hawai'i.....	8	83	0	N 25 Wyoming.....	3	20	0
D 6 at Boise State*.....	10	131	0	D 3 at Boise State*.....	5	60	0
D 24 vs. Rice*.....	4	25	0	D 17 vs. Washington State*.....	4	42	0
Totals (14 games).....	90	1,097	7	Totals (14 games).....	83	1,086	5

15) KeeSean Johnson, 2017			
	Rec.	Yards	TDs
S 2 Incarnate Word.....	7	120	0
S 9 at No. 1 Alabama.....	8	55	0
S 16 at No. 6 Washington.....	4	51	0
S 30 Nevada.....	7	104	3
O 7 at San Jose State.....	2	52	0
O 14 New Mexico.....	5	105	1
O 21 at San Diego State.....	4	47	0
O 28 UNLV.....	4	21	0
N 4 BYU.....	5	47	0
N 11 at Hawai'i.....	6	91	2
N 18 at Wyoming.....	6	48	0
N 25 No. 23 Boise State.....	6	119	2
D 2 at Boise State*.....	5	58	0
D 24 vs. Houston*.....	8	95	0
Totals (14 games).....	77	1,013	8

* Bowl Game
^ Mountain West Championship Game

16) KeeSean Johnson, 2018			
	Rec.	Yards	TDs
S 1 Idaho.....	6	118	0
S 8 at Minnesota.....	6	89	1
S 15 at UCLA.....	8	85	0
S 29 Toledo.....	6	102	2
O 6 at Nevada.....	7	65	1
O 13 Wyoming.....	5	51	0
O 20 at New Mexico.....	8	149	2
O 27 Hawai'i.....	8	102	0
N 3 at UNLV.....	8	97	0
N 9 at Boise State.....	8	95	1
N 17 San Diego State.....	10	141	0
N 24 San Jose State.....	7	173	1
D 1 at Boise State*.....	6	40	0
D 15 vs. Arizona State*.....	2	33	0
Totals (14 games).....	95	1,340	8



TOTAL OFFENSE/ALL-PURPOSE RECORDS

Total Offensive Yardage (Career)

Rushing and Passing Yardage

1. Derek Carr, 2009-13	13,032
2. Kevin Sweeney, 1983-86	10,421
3. Paul Pinegar, 2002-05	10,113
4. Jake Haener, 2020-22	8,923
5. Mark Barsotti, 1988-91	8,849
6. David Carr, 1997-01	7,947
7. Trent Dilfer, 1991-93	7,785
8. Tom Brandstater, 2005-08	7,009
9. Marcus McMaryion, 2017-18	6,951
10. Billy Volek, 1996-99	6,354
11. Ryan Colburn, 2007-10	5,582
12. Jeff Tedford, 1981-82	4,814
13. Danny Robinson, 1965-67	4,587
14. Richie Donati, 1993-96	4,568
15. Beau Carter, 1961-63	3,892

Total Offensive Yardage (Season)

Rushing and Passing Yardage

1. Derek Carr, 2013	5,199*
2. David Carr, 2001	4,906*
3. Derek Carr, 2012	4,105
4. Jake Haener, 2021	4,101
5. Marcus McMaryion, 2018	3,923
6. Trent Dilfer, 1993	3,799
7. Derek Carr, 2011	3,616
8. Paul Pinegar, 2005	3,394
9. Kevin Sweeney, 1984	3,114
10. Trent Dilfer, 1992	3,090

Total Offensive Attempts (Career)

Rushing and Passing Plays

1. Derek Carr, 2009-13	1,794
------------------------	-------

Total Offensive Attempts (Season)

Rushing and Passing Plays

1. Derek Carr, 2013	699*
---------------------	------

Total Offensive Attempts (Game)

Rushing and Passing Plays

1. Dave Telford	79	vs. Utah State, 1987
2. Derek Carr	77*	Rutgers, 2013
3. Jake Haener	76	at Nevada, 2020

Average Per Play (Career)

Rushing and Passing Plays

1. Paul Pinegar, 2002-05	8.6
--------------------------	-----

Average Per Play (Season)

Minimum 100 plays

1. Trent Dilfer, 1993	8.5 (436-of-3,686)
-----------------------	--------------------

Average Per Play (Game)

Rushing and Passing Plays

1. Neftali Cortez	16.7	New Mexico State, 1974 (18-for-300)
-------------------	------	--

* Mountain West Record

! Denotes Led NCAA that season

WAC Record

All-Purpose Yardage (Career)

Player, Years	Pos.	Rush	Rec	K/O Ret	P Ret	Int Ret	Total
1. Isaiah Burse, 2010-13	WR	191	2,503	2,835	344	0	5,873
2. Bernard Berrian, 1999-03	WR	264	2,849	1,571	1,144	0	5,828
3. Robbie Rouse, 2009-12	RB	4,647	794	0	0	0	5,441
4. Ronnie Rivers, 2017-21	RB	3,417	1,417	13	361	0	5,208
5. Jordan Mims, 2017-22	RB	3,290	971	331	0	0	4,592
6. Rodney Wright, 1998-01	WR	245	3,274	863	57	0	4,439
7. Ron Rivers, 1991-93	RB	3,473	558	357	0	0	4,388
8. Henry Ellard, 1979-82	WR	205	2,947	974	26	0	4,152
9. Charlie Jones, 1992	WR	240	3,344	80	283	0	3,947
10. Brian Roberson, 1993-96	WR	43	2,956	263	676	0	3,938
11. Jamie Kimbrough, 1995-98	RB	2,250	1,092	575	14	0	3,931
12. Dale Messer, 1958-60	RB	1,912	992	569	297	86	3,856
13. KeeSean Johnson, 2015-18	WR	27	3,463	227	64	0	3,781
14. Charles Smith, 1998-01	WR	191	2,367	654	526	0	3,738
15. Michael Pittman, 1993-97	RB	3,017	541	15	0	0	3,573
16. Marteze Waller, 2012-15	RB	3,108	455	0	0	0	3,563
17. Ryan Mathews, 2007-09	RB	3,280	268	0	0	0	3,548
18. Robbie Rouse, 2009-12	RB	3,157	359	0	0	0	3,516
19. Jamire Jordan, 2015-18	WR	131	2,249	954	0	0	3,434
20. Kelly Skipper, 1985-88	RB	2,237	616	525	6	0	3,384

All-Purpose Yardage (Season)

Player, Year	Pos.	Rush	Rec	K/O Ret	P Ret	Int Ret	Total
1. Bernard Berrian, 2001	WR	91	1,364	765	556	0	2,776#!
2. Isaiah Burse, 2011	WR	0	436	1606	0	0	2,042
3. Jamie Kimbrough, 1998	RB	1,168	391	393	0	0	1,952
4. Ryan Mathews, 2009	RB	1,808	122	0	0	0	1,930
5. Robbie Rouse, 2012	RB	1,490	435	0	0	0	1,925
6. Bernard Berrian, 2003	WR	171	668	631	429	0	1,899
7. Gary Boreham	WR	0	941	677	241	0	1,859
8. Dale Messer, 1960	RB	811	655	246	75	28	1,815
9. Rodney Wright, 2001	WR	114	1,630	0	47	0	1,791
10. Robbie Rouse, 2011	RB	1,549	228	0	0	0	1,777
11. Rodney Davis, 2002	RB	1,586	162	0	0	0	1,748
12. Davante Adams, 2013	WR	0	1,718	0	16	0	1,734
13. Brian Roberson, 1996	WR	-4	1,248	125	330	0	1,699
14. David Dunn, 1994	WR	0	666	1,013	5	0	1,684
15. Dwayne Wright, 2006	RB	1,462	221	0	0	0	1,683

All-Purpose Yardage (Single, Game)

Player	Opponent	Year	Pos.	Rush	Rec	K/O Ret	P Ret	Int Ret	Total
1. Robbie Rouse	at LA Tech	2010	RB	286	25	0	0	0	311
2. Rodney Wright	vs. Michigan St.	2001	WR	0	299	0	0	0	299
3. Dwayne Wright	at LA Tech	2006	RB	295	-2	0	0	0	293
4. Ronnie Rivers	vs. Arizona St.	2018	RB	212	33	0	41	0	286
5. Larry Willis	Montana St.	1984	WR	0	282	0	0	0	282
6. Ronnie Rivers	at San Jose St.	2019	RB	177	63	0	35	0	275
7. Robbie Rouse	at Nevada	2012	RB	261	7	0	0	0	268
8. Davante Adams	at San Jose St.	2013	WR	0	264	0	0	0	264
9. Jalen Cropper	at Utah State	2020	WR	0	202	54	0	0	256
10. Rodney Davis	at LA Tech	2002	RB	221	33	0	0	0	254
11. Josh Harper	Nevada	2013	WR	0	253	0	0	0	253
12. Larry Willoughby	Nevada	1952	RB	252	0	0	0	0	252
13. Isaiah Burse	at NM State	2011	WR	0	65	185	0	0	250
Stephone Paige	Bowling Green	1982	WR	4	246	0	0	0	250
15. Davante Adams	New Mexico	2013	WR	0	246	0	0	0	246

Top 25 Single-Game Total Offense Bests

Player	Opponent, Year	Plays	Rush	Pass	Tot	TD	Avg	Player	Opponent, Year	Plays	Rush	Pass	Tot	TD	Avg
1. Derek Carr	San Diego State, 2012	61	34	536	570	5	9.3	14. Derek Carr	Air Force, 2012	36	-19	452	433	4	12.0
2. Derek Carr	at San Jose State, 2013	54	32	519	551	6	10.2	15. David Carr	Utah State, 2001	29	-1	432	431	6	14.9
3. Derek Carr	New Mexico, 2013	39	26	522	548	7	14.1	16. Derek Carr	New Mexico, 2012	50	14	416	430	4	8.6
Dave Telford	Pacific, 1987	56	12	536	548	3	9.8	17. Jake Haener	at No. 13 UCLA, 2021	52	-27	455	428	2	8.2
5. David Carr	Michigan State, 2001	61	-29	531	502	4	8.2	Derek Carr	UNLV, 2013	49	16	412	428	4	8.7
Jake Haener	at Nevada, 2020	76	17	485	502	2	6.6	18. Trent Dilfer	Brigham Young, 1993	40	-31	456	425	4	10.6
7. Kevin Sweeney	Montana State, 1984	62	8	476	484	2	7.8	19. David Carr	Colorado State, 2001	45	35	389	424	2	9.4
8. Derek Carr	Nevada, 2013	60	-5	487	482	4	8.0	20. Derek Carr	at Idaho, 2013	49	4	419	423	5	8.6
9. Derek Carr	Rutgers, 2013	77	24	456	480	5	6.2	21. Jake Haener	at Utah State, 2020	45	-15	422	407	4	9.0
10. Trent Dilfer	Colorado, 1993	67	-49	523	474	2	7.1	22. Jim Arellanes	UTEP, 1995	32	-9	412	403	5	12.6
11. Derek Carr	Boise State, 2013	63	8	460	468	4	7.4	23. David Carr	Hawai'i, 2001	52	-1	400	399	4	7.7
12. Trent Dilfer	Baylor, 1993	42	-10	473	463	3	11.0	24. Ryan Colburn	Mississippi, 2010	51	6	390	396	4	7.8
13. Paul Pinegar	Oregon, 2005	50	40	418	458	3	9.2	25. David Carr	Air Force, 2000	41	3	91	394	5	9.6



INDIVIDUAL SCORING & SPECIAL TEAMS RECORDS

SCORING

Scoring Leaders (Career)

Player (Yrs)	TD	PAT	2PT	FG	Pts
1. Kevin Goessling (2008-11)	0	190	0	61	373
2. Derek Mahoney (1990-93)	0	223	0	47	364
3. Barry Belli (1984-87)	0	123	0	70	333
4. Ronnie Rivers (2017-21)	52	0	0	0	312
5. Asen Asparuhov (2000-02)	0	135	0	55	300
6. Jordan Mims (2017-22)	45	0	0	0	270
7. Anthony Daigle (1991-93)	44	0	1	0	266
8. Robbie Rouse (2009-12)	42	0	0	0	252
9. Ryan Mathews (2007-09)	41	0	0	0	246
10. Dean Philpott (1954-57)	35	20	0	0	230
11. Davante Adams (2012-13)	38	0	0	0	228
12. Clint Stitser (2004-07)	0	112	0	37	223
13. Jeff Hanna (1997-99)	0	104	0	36	212
14. Dale Messer (1958-60)	31	6	2	0	196

Scoring By Kickers (Season)

Player, Year	PAT-Att	FG-Att	LK	Pts
1. Asen Asparuhov, 2001	60-62	23-32	48	129
2. Jimmy Camacho, 2017	41-42	25-32	50	116
3. Asen Asparuhov, 2002	43-43	23-30	52	112
4. Barry Belli, 1985	53-56	18-26	55	107
5. Kevin Goessling, 2010	42-44	21-26	52	105
6. Colin McGuire, 2013	71-74	11-16	47	104
7. Steve Loop, 1988	47-48	18-27	51	101
8. Kevin Goessling, 2009	55-55	15-16	51	100
9. Derek Mahoney, 1991	66-67	11-15	44	99
Asa Fuller, 2018	57-62	14-22	47	99

Touchdowns responsible for

Game:7
 Derek Carr (7-0) vs. New Mexico, 2013
 6 - accomplished 7 times
 last by Jake Haener (6-0) vs Cal Poly, 2021
Season: 52 !, Derek Carr, 2013 (2 rush, 50 pass)
Career:118, Derek Carr, 2009-13 (5 rush, 113 pass)

Touchdowns scored

Game:5, Don Driscoll vs. CS Los Angeles, 1954
Season:24, Davante Adams, 2013
Career: 52, Ronnie Rivers, 2017-21

PATs made

Game:13, Derek Mahoney vs. New Mexico, 1991 \$
Season:71, Colin McGuire, 2013
Career:223, Derek Mahoney, 1990-93

PATs attempted

Game:13, Derek Mahoney vs. New Mexico, 1991 \$
Season:74, Colin McGuire, 2013
Career:230, Derek Mahoney, 1990-93

Consecutive PATs

Season:62, Derek Mahoney, 1991
Career:89, Derek Mahoney, 1991-92

Field goals attempted

Game:6, Abraham Montano vs. Oregon State, 2022
6, Jimmy Camacho vs. Houston, 2017
Season: 32, Asen Asparuhov, 2001/Jimmy Camacho, 2017
Career:99, Barry Belli, 1984-87

Field goals made

Game:5, Barry Belli vs. Utah State, 1984
Season:25, Jimmy Camacho, 2017
Career:70, Barry Belli, 1984-87

Best field goal percentage:

Season:938 (15-16), Kevin Goessling, 2009

Consecutive field goals

Season:15, Kevin Goessling, 2009/Kody Kroening, 2016
Career:18, Kevin Goessling, 2009-10

Longest field goal made:

.....58, Kevin Goessling at Utah State, 2008

Safeties scored:

Game:2, Hal Riley vs. Nevada, 1945

Most two-point conversions:

Game:2, several players

Most two-point attempts:

Game:2, several players

Most kicking points

Game:20, Steve Loop vs. New Mexico, 1988
Season:129, Asen Asparuhov (60 PAT, 23 FG), 2001
Career:373, Kevin Goessling, 2008-11

Most points scored

Season:144, Davante Adams, 2013
Career:373, Kevin Goessling, 2008-11

PUNTING

Punts

Game:13, Mike Mancini vs. Long Beach State, 1983
Season:84, 2x, Mike Lingua, 2003; Craig Holworthy, 1973
Career:262, Blake Cusick, 2016-19

Punting Average (Season)

Player, Year	No.	Yds	Avg
1. Robert Malone, 2009	44	1,990	45.2
2. Jeff Roberts, 1996	40	1,787	44.7
3. Mike Mancini, 1985	45	1,976	43.9
4. Jeff Roberts, 1997	72	3,146	43.7
5. Jason Simpson, 2001	66	2,870	43.5
6. Garrett Swanson, 2013	53	2,283	43.1
7. Robert Malone, 2008	54	2,311	42.8
8. Mike Mancini, 1984	74	3,163	42.7
9. Blake Cusick, 2017	67	2,850	42.5
Blake Cusick, 2019	52	2,209	42.5

Average per punt

Game: (min. 5)
50.6 (5 for 253), Andrew Shapiro vs. Hawaii, 2012
50.6 (5 for 253), Brad Seagle vs. Utah, 1990
Season:45.2 (44 for 1,990), Robert Malone, 2009
Career:42.6 (120 for 5,117), Robert Malone, 2006-09

Punting yards

Season:3,388, Craig Holworthy, 1973
Career:10,794, Blake Cusick, 2016-19

Longest punt:

.....80 yards, Craig Holworthy vs. San Jose State, 1973

PUNT RETURNS

Game:8, Eric Fox vs. Bowling Green, 1982;
Larry Willis vs. Bowling Green, 1983;
Malcolm Seabron vs. CS Fullerton, 1991
Season:42, 2x,
Bernard Berrian, 2003;
Malcolm Seabron, 1991
Career:99, Bernard Berrian, 1999-03

Punt return yards

Game:189, Clifton Smith vs. Weber State, 2005
Season:543, Mike Freeman, 1967
Career:1,144, Bernard Berrian, 1999-03

Punt return for touchdowns

Game:2, Isaiah Burse vs. Cal Poly, 2013
2, Clifton Smith vs. Weber State, 2005
Season:3, Phil Borjas, 1972
3, Frenchy Bordagaray, 1930
Career:5, Clifton Smith, 2004-08

Punt Return Average (Season)

Minimum 0.9 Per Team Game

Player, Year	No.	Yds	TD	Avg
1. L.C. Taylor, 1956	15	333	0	22.2
2. Nikko Remigio, 2022	13	259	2!	19.9
3. Phil Borjas, 1972	18	345	3	19.2
4. Brian Roberson, 1995	19	346	1	18.2
5. Dale Messer, 1959	13	222	0	17.1
6. Mike Freeman, 1967	34	543	2	16.0
7. Devon Wylie, 2011	29	446	2	15.4
8. Dwight Pickens, 1989	32	472	1	14.8
9. Bob Garner, 1956	15	219	0	14.6
10. Clifton Smith, 2007	22	317	2	14.4

Best punt return average

Career:16.6, Clifton Smith, 2004-07 (47-782)

Longest punt return:

.....100, Stanley Bordagaray vs. San Jose State, 1930

KICKOFF RETURNS

Game:8, Isaiah Burse, 4x
8, Da'Mari Scott at San Jose State, 2013
Season:75, Isaiah Burse, 2011 - \$
Career:126, Isaiah Burse, 2010-11

Kickoff yards

Game:250, Isaiah Burse at New Mexico St., 2011
245, A.J. Jefferson vs. Hawaii, 2007
Season:1,606, Isaiah Burse, 2011 - \$
Career:2,835, Isaiah Burse, 2010-11

Touchdowns from kickoff returns

Game:1, several players
Season:2, A.J. Jefferson, 2007
Career:3, A.J. Jefferson, 2006-09

Best return average

Season:35.8 (26 for 930), A.J. Jefferson, 2007!
Career:29.4 (83 for 2,440), A.J. Jefferson, 2006-09
(min. 1 per team game played)
Longest return: 102, Walt Byrd vs. Northern Arizona, 1934

Kickoff Return Average (Season)

Minimum 1.0 Per Team Game

Player, Year	No.	Yds	TD	Avg
1. A.J. Jefferson, 2007	26	930	2	35.8
2. Jaime Kimbrough, 1998	13	393	1	30.2
3. A.J. Jefferson, 2008	31	908	1	29.3
4. Adam Jennings, 2005	20	580	0	29.0
5. David Dunn, 1994	35	1013	0	28.9
6. Kelvin Means, 1989	18	509	0	28.3
7. Steve Woods, 1977	16	447	1	27.9
8. Mike Tsoutsouvas, 1975	13	354	0	27.2
9. Brock Smith, 1987	19	512	1	26.9
10. Adam Jennings, 2004	26	658	0	25.3

Full season includes Fresno State bowl game statistics:
 \$ NCAA Record ! NCAA Leader That Season



DEFENSIVE INDIVIDUAL RECORDS

Solo Tackles

Game:15, Steve Cordle vs. Arizona, 1981
15, Kent Paine vs. Long Beach State, 1981
14, Karl Mickelsen vs. Boise State, 2013

Assisted Tackles

Game:13, Chuck McCutchen vs. San Jose St., 1983
Ben Jacobs vs. Texas A&M, 2007

Total Tackles

Game:24, Omar Stoutmire vs. Utah, 1995

Tackles (Season)

Player, Year	Solo	Asts	Total
1. Omar Stoutmire, 1995	111	87	198
2. Ron Papazian, 1993	94	64	158
3. A.J. Gass, 1996	82	68	150
4. Brad Bell, 1993	68	76	144
5. Ron Papazian, 1994	79	60	139
6. Chris Peters, 1993	80	56	136
7. Zack Rix, 1992	69.5	64	133.5
8. Marcus Riley, 2007	64	68	132
Jeff Allison, 2018	72	60	132
10. Jeff Allison, 2017	79	47	126

Tackles (Career)

1. Omar Stoutmire (1993-96)	458
2. Tim Skipper (1997-00)	418
3. Ben Jacobs (2007-10)	387
4. Bryce McGill (2000-03)	326
5. A.J. Gass (1993-97)	325
6. Derron Smith (2010-14)	304
7. Zack Rix (1989-92)	295
8. Marquez Pope (1988-91)	290
9. Vernon Fox (1998-01)	289
10. Jeff Allison (2016-18)	279

Tackles For A Loss (Season)

1. Alan Harper, 2001	21-102
2. Nick Burley, 2002	18-75
3. Logan Harrell, 2011	17-100
Orlando Huff, 2000	17-78
Tim Skipper, 1998	17-10
6. Ejiro Ederaine, 2015	16.5-77
Ejiro Ederaine, 2013	16.5-74
Chris Carter, 2010	16.5-93
9. David Perales, 2022	16-94
Alan Harper, 2000	16-61
Jason Stewart, 2002	16-56
12. Arron Mosby, 2021	15.5-66
Brian Morris, 2003	15.5-77
14. Alan Harper, 1999	15-47
Payton Williams, 1998	15-30
Earl Oliver, 1992	15-31
Marcus Riley, 2007	15-43

Sacks (Game)

.....7, Ron Cox vs. CS Fullerton, 1989

Sacks (Season)

1. Ron Cox, 1989	28.0
2. Jethro Franklin, 1986	19.5
3. Ron Cox, 1988	14.5
4. Alan Harper, 2001	12.0
Jethro Franklin, 1987	12.0
6. David Perales, 2022	11.5
Tracy Rogers, 1988	11.5
8. Chris Carter, 2010	11.0
Brian Morris, 2003	11.0
10. Logan Harrell, 2010	10.5
Greg Ramsey, 1986	10.5

Sacks (Career)

1. Ron Cox, 1987-89	50.0
2. Jethro Franklin, 1986-87	31.5
3. Garrett McIntyre, 2002-05	25.0
Nick Burley, 1999-02	25.0
5. Tyler Clutts, 2004-07	23.5
6. David Perales, 2020-22	22.5
7. Ejiro Ederaine, 2012-15	21.0
Alan Harper, 1998-01	21.0
9. Chris Carter, 2007-10	19.5
Zack Rix, 1989-92	19.5

Passes intercepted (Game)

.....3, Jim Sanderson vs. San Diego State, 1960
3, Tom McCall vs. Montana St. and CS Los Angeles, 1968
3, Steve Cordle vs. Oregon, 1981
3, Rod Webster vs. Oregon State, 1985
3*, Phillip Thomas vs. Colorado, 2012

Passes Intercepted (Season)

Player, Year	No.	Yds	Avg	TD
1. Carl Ray Harris, 1970	14	98	7.0	0
2. Jack Erdman, 1969	9	122	13.6	2
Dave Plump, 1966	9	120	13.3	1
Mike Freeman, 1967	9	69	7.7	0
5. Phillip Thomas, 2012	8#1	98	12.2	3
Ron Cross, 1984	8	132	16.5	0
Rod Webster, 1985	8	141	17.6	1
8. Derron Smith, 2013	7	135	19.3	1
Ervin Hunt, 1967	7	163	23.3	1
Tom McCall, 1969	7	157	22.4	1
Jack Erdman, 1969	7	48	6.9	0
12. Jim Sanderson, 1960	6	162	27.0	2
Matt McKnight, 1982	6	51	8.5	0
Ervin Hunt, 1968	6	46	7.7	0
Dwayne Crump, 1971	6	37	6.2	0
Eric Fox, 1982	6	32	6.0	0
Mike Freeman, 1968	6	6	1.0	0
Efrain Guizar, 1997	6	114	19.0	2
Derron Smith, 2012	6	127	21.2	1

Passes Intercepted (Career)

Player	No.	Yds	Avg	TD
1. Rod Webster (1984-87)	17	340	20.0	2
2. Jack Erdman (1968-69)	16	168	10.5	2
Dave Plump (1964-65)	16	120	7.5	1
Jim Sanderson (1959-61)	16	284	17.8	0
5. Derron Smith (2010-14)	15	296	19.7	2
Carl Ray Harris (1969-70)	15	98	6.5	0
Mike Freeman (1967-68)	15	75	5.0	0
8. Phillip Thomas (2008-12)	13	214	16.5	4
9. James Burton (1991-93)	11	151	13.7	2
Marquez Pope (1988-91)	11	143	13.0	0
Matt McKnight (1981-82)	11	107	9.7	0

Interception Return Yards

Game:143, Tom McCall vs. CS Los Angeles, 1968
Season:205, Richard Marshall, 2004
Career:340, Rod Webster, 1984-87

Most INT Returns for Touchdowns

Season:3, Phillip Thomas, 2012*
2, 6 players
 Jack Erdman, 1970; Efrain Guizar, 1997; Dee Meza, 2002;
 Richard Marshall, 2004;
 Jaron Bryant, 2017; Anthoula "Tank" Kelly, 2018
Career:4, Phillip Thomas, 2008-12
3, Richard Marshall, 2003-05

Best Interception Return Average (Career)

min. 5 INT

Player	No.	Yds	Avg	TD
1. Richard Marshall (2003-05)	9	305	33.9	3
2. Anthoula "Tank" Kelly (2015-18)	5	153	30.6	2
3. Calvin Lane (1974-75)	9	243	27.0	0
4. Dee Meza (2000-03)	5	128	25.6	2
5. Sean Alston (2011-12)	5	103	20.6	0
6. Cam Lockridge (2022-pres.)	5	101	20.2	1
7. Rod Webster (1984-87)	17	340	20.0	2
8. Derron Smith (2010-14)	15	296	19.7	2
9. Jim Sanderson (1959-61)	16	284	17.8	0

Longest Interception Return:

.....107, Gary Hayes vs. Long Beach State, 1976

Forced Fumbles (Season)

1. Arron Mosby (2021)	6!
2. David Perales (2020)	4
Justin Rice (2019)	4
Phillip Thomas (2012)	4
Andy Jennings (2012)	4
Chris Carter (2010)	4
7. Several Players	3

Full season includes Fresno State bowl game statistics:

* Mountain West Record

\$ NCAA Record

! NCAA Leader That Season



VALLEY CHILDREN'S STADIUM RECORDS

FIRST DOWNS

Total first downs:38, Air Force vs. Fresno State, 1996
 Rushing:30, Air Force vs. Fresno State, 1996
 Passing:23 (2x), San Jose State, 1989; Hawai`i, 2002
 Penalty:6 (5x), Fresno State vs. San Jose State, 1981
 Fresno State vs. CS Fullerton, 1981 / Fresno State vs. Nevada, 1982
 Utah State vs. Fresno State, 2005 / Fresno State vs. Sacramento State, 2019

Fewest total first downs:7, Sacramento State, 2016
 Rushing:1 (4x), Utah, 1989; Hawai`i, 2002;
 Incarnate Word, 2017 / Sacramento State, 2019
 Passing:2 (2x), Southern Illinois, 1981; Sacramento State 2016
 Penalty:0, by many

RUSHING

Rushing attempts

Individual:46, D'Angelo Brewer (Tulsa) vs. Fresno State, 2016
 Team:81, Air Force vs. Fresno State, 1996

Yards rushing

Individual:281, Brian Hill (Wyoming) vs. Fresno State, 2014
 Team:503, Fresno State vs. Hawai`i, 2004
 Longest rush:94, Robbie Rouse vs. Colorado, 2012
94, Josh Levi vs. San Jose State, 1999
 Fewest rushing attempts:17 (2x), Utah, 1989 / Sacramento State, 2019
 Fewest net yards rushing:-30, Incarnate Word, 2017

PASSING

Passes attempted

Individual:73, Derek Carr (Fresno State) vs. Rutgers (Aug. 29, 2013)
 Team:73, Fresno State vs. Rutgers (Aug. 29, 2013)

Passes completed

Individual:52, Derek Carr (Fresno State) vs. Rutgers (Aug. 29, 2013)
 Team:52, Fresno State vs. Rutgers (Aug. 29, 2013)

Touchdowns

Individual:7, Derek Carr vs. New Mexico (Nov. 23, 2013)
 Team:7, Fresno State vs. New Mexico (Nov. 23, 2013)

Had intercepted

Individual:5, Steve Clarkson (San Jose State) vs. Toledo (Dec. 19, 1981)
 Team:5, San Jose State (Dec. 19, 1981); New Mexico (Oct. 5, 1991)
5, Idaho (Sept. 1, 2018)

Yards passing

Individual:536, Derek Carr (Fresno State) vs. San Diego State, 2012
 Team:536, Fresno State (Sept. 29, 2012)

Fewest passes attempted

Team:6, Air Force, 1995

Fewest yards passing

Team:7, Northern Illinois vs. Fresno State, 1991

Longest pass

.....98 yards, Paul Pinegar to Paul Williams (Fresno State) vs. Boise State, 2005

Best completion percentage

......912 (31-34), Steve Sarkisian (BYU) vs. Fresno State, 1995

RECEPTIONS

Most receptions

Individual:18, Gerald Willhite (San Jose State) vs. Toledo (Dec. 19, 1981)

Most yards

Individual:282, Larry Willis (Fresno State) vs. Montana State, 1984

Average yards per reception

Individual (min. 3):51.3 (3 for 154), Jalen Sanuders (FS) vs. North Dakota, 2011

TOTAL OFFENSE

Total offensive plays

Individual:77, Derek Carr vs. Rutgers (Aug. 29, 2013)
 Team:100, Boise State, 2013
100, UNLV, 1981
100, Tulsa, 2016

Total yards

Individual:570 (536 passing, 34 rushing), Derek Carr (FS) vs. San Diego State, 2012
570 (536 passing, 34 rushing), Derek Carr (FS) vs. San Diego State, 2012
 Team:822, Fresno State vs. New Mexico, 2013
 Average gain per play - Team:9.93, Fresno State vs. Colorado, 2012
 Fewest offensive plays - Team:47, Long Beach State vs. Fresno State, 1991
 Lowest total offense - Team:107, UConn vs. Fresno State, 2021
 Lowest average per play - Team:1.8, UConn vs. Fresno State, 2021

Touchdowns responsible for:

.....7
(7 passing) Derek Carr vs. New Mexico (Nov. 23, 2013)

FUMBLES

Fumbles:7, Toledo (Dec. 19, 1981)
 Fumbles lost:4, FS vs. Hawai`i, 1996; BYU, 1998

PENALTIES

Penalties:22, FS vs. San Jose State, 1981
 Penalty yards:194, FS vs. San Jose State, 1981
 Fewest penalties:0, Pacific, 1995
 Fewest penalty yards:0, Pacific, 1995

INTERCEPTIONS

Individual:3, Dameon Baber (Nevada) vs. Fresno State, 2015
3, Phillip Thomas (FS) vs. Colorado, 2012
3, Steve Cordle (FS) vs. Oregon, 1981
Team:5,
 vs. Toledo (Dec. 19, 1981); vs. Oregon State (Sept. 5, 2003)
 FS vs. Utah State, 1988; FS vs. New Mexico, 1991
 FS vs. Idaho (Sept. 1, 2018)

Interception yards

Individual:103, Nate Ray (FS) vs. SMU, 2002
 Team:124, Fresno State vs. Nevada, 2002
 Longest return:100, Nate Ray (FS) vs. SMU, 2002

PUNTING

Punts

Individual:13, Phil Nevin (CS Fullerton) vs. Fresno State, 1991
 Team:13, CS Fullerton vs. Fresno State, 1991
13, Sacramento State vs. Fresno State, 2016



VALLEY CHILDREN'S STADIUM RECORDS

Punting yards

Individual:544, Phil Nevin (CS Fullerton) vs. Fresno State, 1991
 Team:544, CS Fullerton vs. Fresno State, 1991

Average yards per punt

Individual (min. 4):54.0 (4 for 216), Robert Malone (FS) vs. San Jose St., 2009
 Team (min. 4):54.0 (4 for 216) Fresno State vs. San Jose St., 2009
 Longest punt:69, 2x, last Robert Malone, Fresno State vs. San Jose St., 2009
 Fewest punts:0, vs. San Jose St., 1999; Fresno State vs. Hawai`i, 2008
 Fewest punting yards (min. 3):18, vs. Hawai`i, 2004
 Lowest average yards/punt (min. 3):28.0 (3-84), Pacific vs. Fresno State, 1985

PUNT RETURNS

Most punt returns

Individual:8,
Tommy Purvis (Pacific) vs. Fresno State, 1984;
Eric Fox (FS) vs. Bowling Green, 1982
Larry Willis (FS) vs. Bowling Green, 1983
Malcolm Seabron (FS) vs. CS Fullerton, 1991
Adam Jennings (FS) vs. UTEP, 2004
 Team:8, 5x, last vs. UTEP, 2004

Most punt return yards

Individual:189, Clifton Smith (FS) vs. Weber State, 2005
 Team:257, Fresno State vs. Boise State, 2009

Highest average per return: (min. 3)
63.0 (3 for 189), Clifton Smith (FS) vs. Weber State, 2005

Longest return:92, Clifton Smith (FS) vs. Weber State, 2005

KICKOFF RETURNS

Individual:8, La Von Edwards (Utah) vs. Fresno State, 1989
8, Isaiah Burse (FS) vs. Boise State, 2011
 Team:10, 6x, last by New Mexico vs. Fresno State, 2013

Kickoff return yards

Individual:252, Carlos Wiggins (New Mexico) vs. Fresno State, 2013
 Team:269, New Mexico vs. Fresno State, 2013
 Highest average per return: (min. 3)44.7
(3-134), Brock Smith (FS) vs. San Jose State, 1987
 Fewest kickoff returns:0, 6x,
vs. Cal Poly, 1982; vs. Montana State, 1982; vs. Utah State, 1984;
vs. Louisiana Tech, 2003; vs. Sacramento State, 2016; vs. New Mexico, 2017
 Fewest kickoff return yards:0, 7x, last vs. New Mexico, 2017
 Longest return:100, Janarion Grant (Rutgers) vs. Fresno State, 2013
100, Wade Lockett (CS Fullerton) vs. Fresno State, 1985

SCORING

Most points scored

Individual:24 (4TDs), Jalen Cropper (FS) vs UNLV, 2021
24 (4 TDs), Davante Adams (FS) vs. UNLV, 2013
24 (4 TDs), Davante Adams (FS) vs. New Mexico, 2013
24 (4 TDs), Robbie Rouse (FS) vs. Colorado, 2012
24 (4 TDs), Mark Barsotti (FS) vs. Utah, 1989
 Team:94 (17-49-14-14), Fresno State vs. New Mexico, 1991

Most points scored

First quarter:35, Fresno State vs. Colorado, 2012
 Second quarter:49, Fresno State vs. New Mexico, 1991
 Third quarter:32, Fresno State vs. Incarnate Word, 2017
 Fourth quarter:24, Wyoming vs. Fresno State, 2014

Most points scored

First half:66 (1Q-17; 2Q-49), Fresno State vs. New Mexico, 1991
 Second half:35 (3Q-14; 4Q-21), Fresno State vs. San Jose State, 1981
35 (3Q-14; 4Q-21) vs. Air Force vs. Fresno State, 1996

.....35 (3Q-14; 4Q-21), Fresno State vs. Idaho, 2018

Fewest points scored

.....0, several times, last New Mexico vs. Fresno State, 2017

Largest margin of victory:

.....77 (94-17), Fresno State vs. New Mexico, 1991

Most touchdowns:

.....13, Fresno State vs. New Mexico, 1991
 Rushing:9, Fresno State vs. New Mexico, 1991; vs. Hawai`i, 2004
 Passing:7, Fresno State vs. New Mexico, 2013
7, San Jose State vs. Fresno State, 1981

Most field goals attempted

Individual:5, Barry Belli (FS) vs. Utah State, 1984

Most field goals made

Individual:5, Barry Belli (FS) vs. Utah State, 1984
 Team:5, FS vs. Utah State, 1984

Points after touchdown attempted

Individual:13, Derek Mahoney (FS) vs. New Mexico, 1991

Points after touchdown made

Individual:13, Derek Mahoney (FS) vs. New Mexico, 1991
 Most two-point conversions:2, San Jose State, 1981

Kick scoring

Individual:19, Barry Belli (FS) vs. Utah State, 1984

Longest field goal

Individual:54, Barry Belli (FS) vs. Montana State, 1986

Longest rush touchdown

Individual:94, Robbie Rouse vs. Colorado, 2012
94, Josh Levi vs. San Jose State, 1999

Most Home Wins:

.....8; 1989 (8-0), 1986 (8-0), 1982 (8-0)

Most Home Losses:

.....5; 2016 (1-5)

MOST POINTS

Game

Fresno State:94, vs. New Mexico, 1991
 Opponent:68, Hawai`i, 2006

Season

Fresno State:440, 2009
 Opponent:339, 2006

FEWEST POINTS

Game

Fresno State:3, vs. San Diego State, 2016
 Opponent:0, several times, last UConn vs. Fresno State, 2021

Season

Fresno State:123, 2016
57, 2020#
 Opponent:43, 1988
51, 2020#
 Consecutive Wins:20, from Oct. 31, 1987-Sept. 29, 1990
17, from Oct. 3, 1998-Sept. 29, 2001
 Consecutive Losses:5, from Sept. 24, 2016-End of 2016 season
 Last Tie:Oct. 13, 1990, vs. Utah State

- Fresno State played two home games in 2020 due to the COVID-19 pandemic



YEAR-BY-YEAR RESULTS

1921

Record: 2-4-0

Home: 1-3-0 | Away: 1-1-0

Head Coach: Arthur W. Jones

Date	Opponent	Result	Score	Attend
O15	at Pacific	L	0-35	
O22	Cal Tech	W	12-0	
N5	Chico State	L	0-3	
N11	at Modesto JC	W	28-0	
N19	San Jose State	L	2-14	
N24	Fresno High	L	7-62	

1922

Record: 7-1-2 (California Coast Conference)

Home: 3-0-1 | Away: 4-1-1

Head Coach: Arthur W. Jones

California Coast Conference Champions

Date	Opponent	Result	Score	Attend
O6	at Tulare High	W	12-0	
O7	at Lemoore High	W	25-9	
O14	Modesto JC	T	0-0	
O21	at Loyola^	W	+2-0	
O28	at Stanford Frosh	L	27-3	
N4	Cal Poly^	W	20-0	
N11	Reedley High	W	21-0	
N18	at UC Davis	T	0-0	
N30	at Bakersfield JC	W	31-6	
California Coast Championship Game (North vs. South)				
D9	Pacific	W	12-7	

1923

Record: 7-2-0 (California Coast Conference)

Home: 4-0-0 | Away: 3-2-0

Head Coach: Arthur W. Jones

California Coast Conference Champions

Date	Opponent	Result	Score	Attend
O6	Reedley	W	39-0	
O13	at Caruthers Legion	W	39-0	
O20	Sacramento JC	W	53-18	
O27	at UC Davis	W	26-14	
N3	at Modesto JC	W	7-6	
N10	at Nevada	L	3-46	
N17	Redlands	W	10-6	
N24	Bakersfield JC	W	32-6	
N29	at San Diego State	L	2-12	

1924

Record: 7-2-0 (California Coast Conference)

Home: 5-0-0 | Away: 2-2-0

Head Coach: Arthur W. Jones

Date	Opponent	Result	Score	Attend
O11	at Nevada	L	0-16	
O18	Cal Christian	W	31-0	
O25	Bakersfield JC	W	9-0	
N1	Modesto JC	W	41-6	
N11	Mare Island Navy	W	10-0	
N15	at Cal Poly	W	22-6	
N22	at Pacific	W	12-0	
N27	San Diego State	W	7-0	
D6	at Chico State	L	0-16	

1925

Record: 2-6-1 (Far Western Conference)

Home: 2-4-0 | Away: 0-2-1

Head Coach: Arthur W. Jones

Date	Opponent	Result	Score	Attend
S26	at Modesto JC	T	6-6	
O3	Occidental	L	10-33	
O10	Santa Clara	L	0-6	
O24	San Jose State	W	23-7	
O31	^UC Davis	L	0-6	
N7	^at Nevada	L	6-60	
N11	Kingsburg High	W	63-6	
N26	^Pacific	L	0-7	
D5	^at Saint Mary's	L	15-61	

1926

Record: 5-3-1 (Far Western Conference)

Home: 4-2-0 | Away: 1-1-1

Head Coach: Arthur W. Jones

Date	Opponent	Result	Score	Attend
S25	at Stanford	L	7-44	
O2	UC Santa Barbara	W	26-0	
O9	^Nevada	L	6-28	
O16	LaVerne	W	22-7	
O30	at San Diego State	W	28-7	
N6	San Jose State	W	34-0	
N11	^UC Davis	W	23-7	
N19	^Saint Mary's	L	0-16	
N25	^at Pacific	T	0-0	

1927

Record: 3-3-2 (Far Western Conference)

Home: 3-1-2 | Away: 0-2-0

Head Coach: Arthur W. Jones

Date	Opponent	Result	Score	Attend
S17	at Stanford	L	0-33	
O1	at UCLA	L	0-7	
O15	^Nevada	W	10-7	
O29	^San Francisco	T	6-6	
N5	San Jose State	W	10-7	
N11	^UC Davis	L	7-13	
N18	Santa Clara	T	6-6	
N24	^Pacific	W	6-0	

1928

Record: 2-5-1 (Far Western Conference)

Home: 2-4-0 | Away: 0-1-1

Head Coach: Arthur W. Jones

Date	Opponent	Result	Score	Attend
S29	Cal Poly	W	37-0	
O6	UC Santa Barbara	W	7-0	
O13	^San Francisco	L	0-19	
O27	Stanford	L	0-47	
N3	^at Pacific	L	0-13	
N10	^at Nevada	T	12-12	
N23	Santa Clara	L	0-33	
N29	^UC Davis	L	0-13	

1929

Record: 1-7-0 (Far Western Conference)

Home: 1-3-0 | Away: 0-4-0

Head Coach: Stanley E. Borleske

Date	Opponent	Result	Score	Attend
S28	Loyola	L	0-20	
O5	at UCLA	L	6-56	
O12	Olympic Club	L	0-60	
O19	^at Nevada	L	0-48	
O26	^at Chico State	L	0-12	
N11	^at UC Davis	L	0-22	
N16	^San Jose State	L	14-26	
N28	^Pacific	W	20-6	

1930

Record: 8-0-0 (Far Western Conference)

Home: 4-0-0 | Away: 4-0-0

Head Coach: Stanley E. Borleske

Far Western Conference Champions

Date	Opponent	Result	Score	Attend
S27	at Cal Christian	W	19-7	3,500
O3	Redlands	W	31-26	4,500
O10	at Loyola	W	12-7	
O18	^Chico State	W	13-7	
N1	^at Pacific	W	19-0	
N8	^UC Davis	W	27-7	6,000
N15	^at San Jose State	W	27-12	
N27	^Nevada	W	6-0	10,000

1931

Record: 4-6-0 (Far Western Conference)

Home: 2-3-0 | Away: 2-3-0

Head Coach: Stanley E. Borleske

Date	Opponent	Result	Score	Attend
S26	at Northern Arizona	L	2-26	
O3	Whittier	W	13-12	3,000
O10	LaVerne	L	6-7	
O17	^at San Jose State	W	32-0	
O24	^at Nevada	L	13-31	5,000
N7	at UC Davis	W	20-7	
N11	Arizona State	L	0-7	
N21	^at Chico State	L	6-18	
N26	^Pacific	W	6-0	
D5	San Diego State	L	0-15	2,000

1932

Record: 3-5-2 (Far Western Conference)

Home: 3-3-0 | Away: 0-2-2

Head Coach: Stanley E. Borleske

Date	Opponent	Result	Score	Attend
S24	San Diego Marines	W	12-0	4,500
O1	West Coast Army	L	6-7	
O8	^UC Davis	L	0-3	
O15	San Francisco State	W	32-13	3,500
O21	^at San Jose State	T	0-0	
O29	at Pacific	L	0-35	
N5	at Northern Arizona	T	0-0	
N11	at Washburn	L	0-26	3,500
N18	LaVerne	W	6-0	
N24	^Nevada	L	0-7	

1933

Record: 5-4-0 (Far Western Conference)

Home: 4-2-0 | Away: 1-2-0

Head Coach: Leo Harris

Date	Opponent	Result	Score	Attend
S29	Cal Tech	W	26-6	5,000
O7	LaVerne	W	14-7	
O14	California JVs	L	0-7	
O21	Cal Poly Pomona	W	24-0	
O28	at UC Davis	W	20-0	
N4	at Arizona State	L	7-21	
N11	Washburn	W	7-0	7,500
N18	at San Jose State	L	0-18	7,000
N30	Pacific	L	0-12	8,000

1934

Record: 7-2-1 (Far Western Conference)

Home: 5-2-1 | Away: 2-0-0

Head Coach: Leo Harris

Far Western Conference Co-Champions

Date	Opponent	Result	Score	Attend
S22	San Francisco State	W	33-6	2,099
S29	USC JVs	W	7-0	2,574
O6	California JVs	L	6-12	1,416
O13	at Northern Arizona	W	26-14	
O19	^at Pacific	W	7-6	9,000
O27	Santa Clara	L	0-19	7,182
N3	^San Jose State	T	7-7	7,182
N12	^UC Davis	W	40-13	5,723
N17	Cal Tech	W	66-0	379
N29	^Nevada	W	33-0	5,754

1935

Record: 6-3-0 (Far Western Conference)

Home: 3-3-0 | Away: 3-0-0

Head Coach: Leo Harris

Far Western Conference Champions

Date	Opponent	Result	Score	Attend
S28	LaVerne	W	46-0	3,601
O5	California JVs	L	7-13	4,935
O12	Santa Clara	L	0-24	6,064
O19	^at Chico State	W	13-0	
O26	Cal Tech	W	51-7	2,240
N2	^Pacific	W	20-7	3,833
N11	^at Nevada	W	27-6	3,500
N16	^at UC Davis	W	32-6	
N28	San Francisco	L	3-21	7,647

1936

Record: 5-3-1 (Far Western Conference)

Home: 5-1-1 | Away: 0-2-0

Head Coach: James Bradshaw

Date	Opponent	Result	Score	Attend
S26	San Francisco	L	0-14	6,169
O10	Whittier	W	18-0	4,533
O17	Northern Arizona	W	31-6	826
O24	California JVs	W	32-6	4,952
O31	^Chico State	W	38-0	2,558
N7	Willamette	T	14-14	4,132
N13	^at Pacific	L	0-17	7,000
N26	^Nevada	W	13-6	6,521
D5	at Hardin-Simmons	L	6-28	



YEAR-BY-YEAR RESULTS

1937

Record: 8-1-1 (Far Western Conference)
Home: 3-1-1 | Away: 4-0-0 | Bowl: 1-0-0
Head Coach: James Bradshaw
Far Western Conference Champions

Date	Opponent	Result	Score	Attend
S25	USC JVs	T	13-13	5,123
O1	at Willamette	W	7-0	3,200
O9	California JVs	W	20-7	6,576
O15	at Whittier	W	24-0	2,500
O22	*at UC Davis	W	19-0	3,500
O30	*Chico State	W	40-7	3,082
N6	*at Nevada	W	46-8	3,500
N11	Hardin-Simmons	L	7-14	11,371
N25	*Pacific	W	20-0	10,053
Little All-American Bowl (Los Angeles, Calif.)				
D25	vs. Ark. St. Teachers College	W	27-26	5,000

1938

Record: 7-3-0 (Far Western Conference)
Home: 6-2-0 | Away: 1-1-0
Head Coach: James Bradshaw

Date	Opponent	Result	Score	Attend
O1	San Diego Marines	W	34-14	6,850
O8	California JVs	W	27-7	5,479
O15	Central Arkansas	W	34-0	7,954
O22	*at Nevada	W	27-0	6,000
O29	UC Davis	W	37-7	3,209
N4	*at Pacific	L	13-18	9,000
N11	San Francisco	L	6-14	4,936
N18	Hawai'i	W	15-13	4,866
N24	UC Santa Barbara	W	28-0	6,756
D3	UTEP	L	6-26	5,000

1939

Record: 10-1-0 (CCAA)
Home: 6-1-0 | Away: 4-0-0
Head Coach: James Bradshaw

Date	Opponent	Result	Score	Attend
S30	UTEP	W	10-7	8,597
O6	at UC Santa Barbara	W	13-6	
O14	Nevada	W	45-0	9,533
O21	California JVs	W	28-7	5,044
O28	San Francisco	W	21-2	8,506
N4	Pacific	W	7-0	11,227
N11	Portland	W	27-13	9,310
N17	at Whittier	W	27-13	
N23	San Jose State	L	7-42	11,311
D2	at Hawai'i	W	38-2	22,000
D6	at Healan AC	W	21-6	

1940

Record: 9-2-1 (CCAA)
Home: 6-1-0 | Away: 3-1-1
Head Coach: James Bradshaw

Date	Opponent	Result	Score	Attend
S28	Whittier	W	13-7	7,946
O5	UC Santa Barbara	W	20-6	7,596
O12	West Texas State	W	15-6	9,625
O18	at Pacific	W	3-0	10,000
O25	at San Diego State	T	0-0	4,000
N2	Nevada	W	7-6	5,732
N11	UTEP	W	16-6	10,024
N16	San Jose State	L	7-14	12,276
N21	Colorado School of Mines	W	28-0	7,256
D7	at Central Arkansas	L	0-13	2,500
D25	at Healan AC	W	20-0	
J1	at Hawai'i	W	3-0	22,000

1941

Record: 4-3-2 (CCAA)
Home: 1-1-0 | Away: 3-2-2
Head Coach: James Bradshaw
California Collegiate Athletic Assoc. Champions

Date	Opponent	Result	Score	Attend
S27	West Texas State	L	6-7	11,000
O4	at Camp Haan	T	7-7	
O11	at UC Santa Barbara	W	26-0	5,000
O18	at Nevada	W	6-3	4,000
O25	San Diego State	W	26-0	6,720
N1	at San Francisco	L	27-47	12,000
N11	at Pacific	W	13-0	13,000
N14	at San Jose State	T	0-0	10,000
N20	at Arizona State	L	7-26	8,000

1942

Record: 9-1-0 (CCAA)
Home: 6-1-0 | Away: 3-0-0
Head Coach: James Bradshaw
California Collegiate Athletic Assoc. Champions

Date	Opponent	Result	Score	Attend
S26	Whittier	W	51-0	4,272
O3	Occidental	W	53-6	3,925
O11	at San Diego State	W	66-0	6,500
O18	March Field	W	20-0	7,521
O25	Fort Ord	W	80-0	5,979
O31	at Pacific	W	13-0	
N7	Nevada	W	33-0	4,271
N11	San Francisco	L	13-33	12,519
N26	San Jose State	W	6-0	10,142
N29	at Loyola	W	27-6	

1943

No football due to World War II

1944

Record: 0-6 (CCAA)
Home: 0-3-0 | Away: 0-3-0
Head Coach: Earl Wight

Date	Opponent	Result	Score	Attend
O21	at Minter Field	L	0-20	300
O28	at Salinas JC	L	6-13	
N3	at Modesto JC	L	0-28	
N11	Minter Field	L	0-13	
N18	Tonopah Army Air Field	L	6-7	1,500
N23	Pacific	L	6-14	4,500

1945

Record: 4-6-2 (CCAA)
Home: 1-2-2 | Away: 3-3-0 | Bowl: 0-1-0
Head Coach: Alvin "Pix" Pierson

Date	Opponent	Result	Score	Attend
S15	Cal Poly	T	6-6	6,398
S21	at Pacific	W	13-0	
S29	Minter Field	T	0-0	6,782
O6	at Northern Arizona	W	19-0	
O13	Cal Poly	W	24-0	
O20	at S.B. Marines	L	0-26	
O27	San Diego State	L	0-7	5,861
N3	at Nevada	L	4-7	15,000
N12	Saint Mary's	L	6-32	13,357
N17	at Camp Beale	L	13-21	
N22	at Pacific	W	16-0	
Raisin Bowl (Fresno, Calif.)				
J1	Drake	L	12-13	10,000

1946

Record: 8-4-0 (CCAA)
Home: 5-1-0 | Away: 3-3-0
Head Coach: James Bradshaw

Date	Opponent	Result	Score	Attend
S28	Santa Clara	W	20-7	14,694
O5	Hawai'ian All-Stars	W	13-6	11,613
O12	at Oklahoma City	L	7-46	
O19	at UC Santa Barbara	W	20-13	
O26	at San Diego State	L	0-7	
N2	Loyola	W	28-0	6,540
N11	Hawai'i	L	2-7	11,057
N16	Pacific	W	13-12	6,809
N22	at San Jose State	L	2-13	
N28	Idaho	W	13-12	6,827
D5	at Molli Bears	W	41-0	
D11	at Leilehau Alumni	W	18-6	

1947

Record: 3-6-2 (CCAA)
Home: 2-3-1 | Away: 1-3-1
Head Coach: Kenny Gleason

Date	Opponent	Result	Score	Attend
S20	Oklahoma City	L	2-27	13,758
S27	Molli Bears	W	18-7	7,704
O4	Santa Clara	L	19-20	10,780
O11	Cal Poly	W	14-6	6,085
O18	Honolulu All-Stars	L	7-34	7,862
N1	San Diego State	T	7-7	4,307
N8	at New Mexico	L	3-34	7,500
N15	at UC Santa Barbara	T	7-7	5,000
N21	at Pacific	L	22-47	
N27	at San Jose State	W	21-20	8,500
D6	at Hawai'i	L	13-27	

1948

Record: 3-6-1 (CCAA)
Home: 2-3-0 | Away: 1-3-1
Head Coach: Kenny Gleason

Date	Opponent	Result	Score	Attend
S25	at Portland	T	6-6	
O2	Santa Clara	L	7-45	12,081
O9	at Cal Poly	L	14-26	
O16	UC Santa Barbara	W	28-7	5,218
O23	at Pepperdine	L	13-14	
O30	New Mexico	W	20-14	4,698
N6	at San Diego State	W	7-6	
N11	Nevada	L	7-53	11,554
N19	at San Jose State	L	6-41	10,000
N25	Pacific	L	0-55	6,487

1949

Record: 3-8-0 (CCAA)
Home: 3-3-0 | Away: 0-5-0
Head Coach: Alvin "Pix" Pierson

Date	Opponent	Result	Score	Attend
S24	Cal Poly	W	20-7	9,141
O1	Santa Clara	L	0-53	10,324
O7	at Loyola	L	13-52	
O14	at UC Santa Barbara	L	7-14	
O22	at Nevada	L	13-34	
O29	Alameda Air Pac	W	55-30	2,583
N5	San Diego State	L	7-18	5,150
N11	Pepperdine	W	20-7	4,729
N18	at Pacific	L	0-45	8,500
N24	San Jose State	L	7-43	6,381
D2	at Hawai'i	L	14-41	20,000

1950

Record: 2-6-1 (CCAA)
Home: 1-3-0 | Away: 1-3-1
Head Coach: Duke Jacobs

Date	Opponent	Result	Score	Attend
S23	at Cal Poly	W	31-7	5,000
O6	Hawai'i	W	34-20	9,218
O13	UC Santa Barbara	L	7-13	10,005
O21	at San Diego State	T	20-20	6,000
O28	Pacific	L	7-52	10,661
N3	at San Jose State	L	7-33	8,500
N11	Loyola	L	0-28	6,471
N18	at Pepperdine	L	13-27	500
N24	at North Texas State	L	12-31	4,937
Total Att: 61,292 6,810 Avg.				
Home Att: 36,355 9,089 Avg.				

1951

Record: 5-5-0 (CCAA)
Home: 3-4-0 | Away: 2-1-0
Head Coach: Duke Jacobs

Date	Opponent	Result	Score	Attend
S22	at UC Davis	W	27-0	2,000
S29	Pepperdine	W	33-14	8,945
O6	San Jose State	L	6-32	11,155
O12	UC Santa Barbara	L	22-23	6,152
O20	Cal Poly	W	42-19	6,427
O27	Occidental	W	27-6	6,393
N3	San Diego State	L	7-13	8,121
N10	at Whittier	W	28-0	3,500
N17	at North Texas State	L	0-62	5,000
N24	San Francisco State	L	7-20	5,433
Total Att: 63,126 6,313 Avg.				
Home Att: 52,626 7,518 Avg.				

1952

Record: 8-2-0 (CCAA)
Home: 5-1-0 | Away: 3-1-0
Head Coach: Clark Van Galder

Date	Opponent	Result	Score	Attend
S20	UC Davis	W	41-7	7,524
O4	Pepperdine	W	60-7	8,198
O10	at San Jose State	L	6-40	
O18	Utah State	W	27-21	9,266
O24	at Occidental	W	20-9	
N1	at San Diego State	W	49-33	
N8	at Nevada	W	59-32	
N15	Pacific	L	0-50	7,155
N22	San Francisco State	W	48-20	5,119
N29	Whittier	W	21-14	5,949



YEAR-BY-YEAR RESULTS

1953

Record: 4-4-2 (CCAA)

Home: 4-2-1 | Away: 0-2-1

Head Coach: Clark Van Galder

Date	Opponent	Result	Score	Attend
S26	Cal Poly	L	6-27	5,298
O3	San Jose State	L	21-27	5,574
O9	at Cal State LA	L	12-14	
O17	Nevada	W	47-7	9,600
O24	UC Santa Barbara	W	20-0	7,188
O31	San Diego State	T	27-27	6,212
N7	at Utah State	L	6-46	
N11	San Francisco State	W	41-27	6,250
N14	Pepperdine	W	54-2	5,224
N21	at Pacific	T	21-21	

1954

Record: 7-3-0 (CCAA)

Home: 4-2-0 | Away: 3-1-0

Head Coach: Clark Van Galder

California Collegiate Athletic Assoc. Champions

Date	Opponent	Result	Score	Attend
S25	Hawai'i	L	20-25	9,871
O2	Cal State LA	W	49-19	5,663
O9	Utah State	W	23-13	7,204
O16	at Nevada	W	52-6	2,500
O23	at UC Santa Barbara	W	26-20	5,000
O30	at San Diego State	W	20-0	12,000
N7	Cal Poly	W	16-13	12,789
N10	San Diego Marines	L	0-20	6,339
N14	at San Jose State	L	0-28	10,000
N26	San Francisco State	W	39-20	4,085
Total Att: 75,451 7,545 Avg.				
Home Att: 45,951 7,659 Avg.				

1955

Record: 9-1-0 (CCAA)

Home: 6-0-0 | Away: 3-1-0

Head Coach: Clark Van Galder

California Collegiate Athletic Assoc. Champions

Date	Opponent	Result	Score	Attend
S23	at San Francisco State	W	20-12	
O1	Willamette	W	33-7	7,307
O8	San Diego Navy	W	52-0	6,035
O15	Nevada	W	42-9	6,454
O22	San Diego Marines	W	20-0	7,194
O29	at Utah State	L	14-39	4,000
N5	San Diego State	W	20-6	6,228
N12	at Cal Poly	W	34-6	7,500
N18	San Jose State	W	19-13	11,145
N26	at Hawai'i	W	20-18	18,000

1956

Record: 8-2-0 (CCAA)

Home: 4-2-0 | Away: 4-0-0

Head Coach: Clark Van Galder

California Collegiate Athletic Assoc. Champions

Date	Opponent	Result	Score	Attend
S22	at BYU	W	26-13	8,330
S29	at Willamette	W	27-12	
O5	San Diego Marines	W	2-0	7,800
O13	Pacific	L	14-21	13,923
O20	San Francisco State	W	28-0	6,719
O27	Hawai'i	W	39-20	8,430
N3	Idaho	L	12-24	10,018
N10	Cal Poly	W	21-13	8,372
N17	at San Diego State	W	50-7	11,000
N22	at San Jose State	W	30-14	7,000

1957

Record: 5-5-0 (CCAA)

Home: 3-2-0 | Away: 2-3-0

Head Coach: Clark Van Galder

Date	Opponent	Result	Score	Attend
S21	Montana State	L	14-27	9,598
S28	at Pacific	L	12-34	20,500
O5	San Diego Marines	L	0-53	6,050
O12	at San Francisco State	W	27-7	3,000
O19	at Cal Poly	L	7-14	7,000
O26	at Idaho	L	6-20	5,000
N3	San Diego State	W	27-0	3,761
N9	BYU	W	27-14	7,523
N16	San Jose State	W	13-6	8,570
N22	at Hawai'i	W	31-8	10,000
Total Att: 81,002 8,100 Avg.				
Home Att: 35,502 7,100 Avg.				

1958

Record: 5-5-0 (CCAA)

Home: 4-2-0 | Away: 1-3-0

Head Coach: Clark Van Galder

California Collegiate Athletic Assoc. Champions

Date	Opponent	Result	Score	Attend
S20	at BYU	L	7-29	7,155
S27	San Diego Marines	L	6-20	6,621
O11	at UC Santa Barbara	L	22-25	7,000
O18	Cal Poly	W	14-0	9,449
O25	at Cal State LA	W	7-6	
N1	San Diego State	W	22-20	6,392
N8	Long Beach State	W	22-6	8,000
N15	at San Jose State	L	6-48	12,000
N22	San Francisco State	W	35-0	6,351
N29	Pacific	L	6-52	9,768

1959

Record: 7-3-0 (CCAA)

Home: 4-2-0 | Away: 3-1-0

Head Coach: Cecil Coleman

California Collegiate Athletic Assoc. Champions

Date	Opponent	Result	Score	Attend
S26	BYU	W	27-16	8,234
O3	UC Santa Barbara	W	28-12	7,929
O10	San Diego Marines	L	6-13	7,553
O17	San Jose State	L	14-40	10,907
O24	at Cal Poly	W	28-13	8,000
O31	San Diego State	W	38-13	5,950
N7	at Pacific	L	13-18	12,500
N14	at Long Beach State	W	29-8	3,500
N21	Cal State LA	W	21-0	6,223
N27	at Hawai'i	W	22-13	10,000
Total Att: 80,796 7,080 Avg.				
Home Att: 46,796 7,799 Avg.				

1960

Record: 9-1-0 (CCAA)

Home: 6-1-0 | Away: 3-0-0

Head Coach: Cecil Coleman

California Collegiate Athletic Assoc. Champions

Date	Opponent	Result	Score	Attend
S24	Hawai'i	W	17-7	9,601
S30	at UC Santa Barbara	W	33-15	
O8	Abilene Christian	W	20-19	8,479
O15	Cal Poly	W	33-0	11,320
O22	at Cal State LA	W	35-13	
O29	San Diego State	W	60-0	6,500
N5	Long Beach State	W	21-3	5,194
N11	at San Jose State	W	27-12	9,000
N19	Montana State	L	20-22	12,440
N26	Pacific	W	32-7	10,011

1961

Record: 10-0-0 (CCAA)

Home: 4-0-0 | Away: 5-0-0 | Bowl: 1-0-0

Head Coach: Cecil Coleman

California Collegiate Athletic Assoc. Champions

Date	Opponent	Result	Score	Attend
S23	at Montana State	W	16-13	7,000
S30	UC Santa Barbara	W	22-14	9,066
O7	at Pacific	W	20-19	10,000
O14	at Cal Poly	W	42-13	6,000
O21	at Cal State LA	W	35-6	11,151
O28	San Diego State	W	27-6	6,595
N3	at Long Beach State	W	37-14	5,000
N11	Abilene Christian	W	21-7	9,960
N18	San Jose State	W	36-27	14,141
Mercy Bowl (Los Angeles, Calif.)				
N23	vs. Bowling Green	W	36-6	33,146
Total Att: 112,039 11,204 Avg.				
Home Att: 39,762 9,941 Avg.				

1962

Record: 7-3-0 (CCAA)

Home: 4-1-0 | Away: 3-2-0

Head Coach: Cecil Coleman

Date	Opponent	Result	Score	Attend
S22	Whitworth	W	48-7	11,339
S28	at UC Santa Barbara	W	37-0	6,000
O6	at Abilene Christian	L	14-26	8,500
O13	Cal Poly	W	51-6	11,301
O20	at Cal State LA	W	34-0	14,630
O27	at San Diego State	L	26-29	13,000
N3	Long Beach State	W	50-0	8,092
N10	at San Jose State	W	20-14	16,000
N17	Pacific	W	18-13	10,973
N24	Montana State	L	20-21	10,425
Total Att: 110,260 11,026 Avg.				
Home Att: 52,130 10,426 Avg.				

1963

Record: 4-6-0 (CCAA)

Home: 2-3-0 | Away: 2-3-0

Head Coach: Cecil Coleman

Date	Opponent	Result	Score	Attend
S21	at Idaho	L	8-32	8,200
S28	at Montana State	L	7-29	6,500
O5	Adams State	W	25-7	8,449
O12	at Pacific	W	29-7	14,000
O19	at Cal Poly	W	28-0	5,000
O26	Cal State LA	W	35-20	11,353
N2	at Long Beach State	L	14-25	3,762
N9	San Diego State	L	6-34	10,871
N16	San Jose State	L	27-56	8,684
N23	Abilene Christian	L	29-32	5,562
Total Att: 82,381 8,238 Avg.				
Home Att: 44,919 8,984 Avg.				

1964

Record: 4-6-0 (CCAA)

Home: 4-1-0 | Away: 0-5-0

Head Coach: Phil Krueger

Date	Opponent	Result	Score	Attend
S19	South Dakota State	W	20-14	8,802
S26	at Montana State	L	13-27	6,000
O3	Hawai'i	W	28-0	8,891
O10	at Idaho State	L	12-20	6,400
O17	Cal Poly	W	23-13	9,525
O24	at Cal State LA	L	12-32	8,000
O31	at San Diego State	L	6-44	12,000
N7	Long Beach State	L	20-21	5,743
N14	Pacific	W	54-7	5,585
N21	at San Jose State	L	14-26	15,214
Total Att: 86,160 8,616 Avg.				
Home Att: 38,546 7,709 Avg.				

1965

Record: 6-4-0 (CCAA)

Home: 3-2-0 | Away: 3-2-0

Head Coach: Phil Krueger

Date	Opponent	Result	Score	Attend
S25	at Colorado	L	7-10	29,000
O2	Washburn	W	54-0	9,388
O9	Montana State	W	25-14	10,862
O16	at Cal Poly	W	20-14	7,000
O23	Cal State LA	L	15-17	13,455
O30	San Diego State	L	7-26	9,009
N6	at Long Beach State	L	12-14	9,100
N13	at Pacific	W	20-0	4,000
N20	San Jose State	W	24-18	7,897
N27	at Hawai'i	W	7-3	2,356
Total Att: 102,067 10,207 Avg.				
Home Att: 50,611 10,122 Avg.				



YEAR-BY-YEAR RESULTS

1966

Record: 7-3-0 (CCAA)
Home: 5-1-0 | Away: 2-2-0
Head Coach: Darryl Rogers

Date	Opponent	Result	Score	Attend
S17	Hawai`i	W	28-27	9,089
S24	Northern Arizona	W	14-12	8,586
O1	at Montana State	L	6-55	9,100
O8	CS Northridge	W	18-17	6,918
O15	Cal Poly	W	14-7	11,016
O22	at Cal State LA	W	14-7	
O29	at San Diego State	L	13-34	15,178
N5	Long Beach State	L	20-28	7,452
N12	Pacific	W	16-14	8,429
N19	at San Jose State	W	15-13	

1967

Record: 3-8-0 (CCAA)
Home: 1-5-0 | Away: 2-3-0
Head Coach: Darryl Rogers

Date	Opponent	Result	Score	Attend
S16	Santa Clara	L	16-24	9,172
S23	Idaho	L	14-30	8,065
S30	Montana State	L	20-21	7,678
O7	at CS Northridge	W	31-25	
O14	at Cal Poly	W	41-14	7,000
O21	Cal State LA	W	14-3	9,347
O28	San Diego State	L	21-28	12,276
N4	at Long Beach State	L	14-26	5,400
N11	at Pacific	L	20-32	10,550
N18	San Jose State	L	30-35	5,336
N25	at Hawai`i	L	19-29	18,000

1968

Record: 7-4-0 (CCAA)
Home: 5-1-0 | Away: 2-2-0 | Bowl: 0-1-0
Head Coach: Darryl Rogers

California Collegiate Athletic Assoc. Champions

Date	Opponent	Result	Score	Attend
S21	Idaho State	L	23-38	8,615
S28	at San Jose State	L	21-25	9,500
O5	at Portland State	W	30-13	
O12	CS Northridge	W	35-12	6,346
O19	Cal Poly	W	17-0	10,071
O25	at Cal State LA	W	42-20	1,800
N2	at San Diego State	L	12-42	24,387
N9	Long Beach State	W	34-28	8,201
N16	Montana State	W	31-16	7,245
N23	Pacific	W	10-3	7,752

Camellia Bowl (Sacramento, Calif.)

D14	vs. Humboldt State	L	14-29	7,000
-----	--------------------	---	-------	-------

1969

Record: 6-4-0 (PCAA)
Home: 4-1-0 | Away: 2-3-0
Head Coach: Darryl Rogers

Date	Opponent	Result	Score	Attend
S20	Cal Poly Pomona	W	27-7	7,874
S27	at Montana State	W	28-20	
O4	at Pacific	L	21-40	
O11	at CS Northridge	W	38-14	
O18	at Cal Poly	L	17-21	
O25	Cal State LA	W	24-0	9,303
N1	San Diego State	L	20-48	9,501
N8	at Long Beach State	L	7-37	
N15	Northern Arizona	W	27-18	6,341
N22	Portland State	W	28-22	5,371

1970

Record: 8-4-0 (PCAA)
Home: 5-2-0 | Away: 3-2-0
Head Coach: Darryl Rogers

Date	Opponent	Result	Score	Attend
S12	Hayward State	W	28-12	7,581
S19	at UC Santa Barbara	W	25-10	
S26	Montana State	L	12-26	9,044
O3	Pacific	W	34-14	8,486
O10	CS Northridge	W	21-7	6,522
O17	Cal Poly	W	23-17	12,297
O24	Cal State LA	W	51-6	7,956
O31	at San Diego State	L	14-56	
N7	Long Beach State	L	14-50	
N14	at Northern Arizona	W	40-7	
N21	at San Jose State	W	27-19	
N28	at Hawai`i	L	0-49	

1971

Record: 6-5-0 (PCAA)
Home: 5-1-0 | Away: 1-3-0 | Bowl: 0-1-0
Head Coach: Darryl Rogers

Date	Opponent	Result	Score	Attend
S11	Hayward State	L	14-18	8,769
S18	San Jose State	W	14-7	8,526
S25	at Montana State	L	28-37	
O2	Hawai`i	W	19-8	9,441
O16	at Cal Poly	W	13-10	
O23	Cal State LA	W	47-7	7,723
O30	San Diego State	W	17-10	11,140
N5	at Long Beach State	L	13-30	
N13	CS Northridge	W	23-7	5,457
N20	at Pacific	L	13-14	

Mercy Bowl II (Anaheim, Calif.)

D11	CS Fullerton	L	14-17	16,854
-----	--------------	---	-------	--------

1972

Record: 6-4-1 (PCAA)
Home: 3-3-1 | Away: 3-1-0
Head Coach: Darryl Rogers

Date	Opponent	Result	Score	Attend
S9	Sacramento State	W	24-7	7,012
S16	Western Michigan	W	41-14	7,992
S23	at New Mexico State	W	49-17	
S30	at San Jose State	W	23-21	
O7	Pacific	L	0-17	14,071
O14	Cal Poly	T	24-24	13,334
O21	Cal State LA	W	31-0	8,104
O28	at San Diego State	L	14-21	
N4	Long Beach State	L	16-21	9,049
N11	at Northern Illinois	W	9-6	
N18	Montana State	L	6-10	5,278

1973

Record: 2-9-0 (PCAA)
Home: 1-5-0 | Away: 1-4-0
Head Coach: JR Boone

Date	Opponent	Result	Score	Attend
S8	Cal Poly Pomona	L	9-17	8,223
S15	San Jose State	L	6-24	8,851
S22	Hawai`i	L	10-13	8,416
S29	at Montana State	L	6-38	
O6	Northern Illinois	L	15-24	6,496
O13	at Wichita State	L	13-18	
O19	at Long Beach State	W	15-14	
O27	at Cal Poly	L	14-28	
N10	at Pacific	L	0-42	
N17	San Diego State	L	6-41	5,160
N24	CS Northridge	W	54-24	3,941

1974

Record: 5-7-0 (PCAA)
Home: 2-4-0 | Away: 3-3-0
Head Coach: JR Boone

Date	Opponent	Result	Score	Attend
S7	Cal Poly Pomona	L	12-13	7,527
S14	at San Jose State	L	7-28	
S21	Montana State	L	7-14	8,786
S28	Cal Poly	L	13-17	10,417
O5	at New Mexico State	W	9-7	
O12	at San Diego State	L	21-24	
O19	Pacific	W	37-21	9,082
O26	at CS Fullerton	W	48-21	
N2	at CS Northridge	W	41-0	
N9	Long Beach State	L	24-28	8,640
N15	Wichita State	W	24-12	5,878
N23	at Hawai`i	L	7-21	

1975

Record: 3-8-0 (PCAA)
Home: 2-3-0 | Away: 1-5-0
Head Coach: JR Boone

Date	Opponent	Result	Score	Attend
S6	CS Fullerton	W	49-7	9,325
S13	at New Mexico	L	0-29	
S20	CS Northridge	L	7-13	8,528
S27	at Montana State	W	34-17	
O4	at Cal Poly	L	7-24	
O11	San Diego State	L	0-29	9,326
O18	at Long Beach State	L	17-47	
O25	at Pacific	L	28-45	
N1	San Jose State	L	7-21	6,979
N8	at Wichita State	L	11-28	
N15	Cal State LA	W	59-14	5,354

1976

Record: 5-6-0 (PCAA)
Home: 5-1-0 | Away: 0-5-0
Head Coach: Jim Sweeney

Date	Opponent	Result	Score	Attend
S11	at Louisiana Lafayette	L	14-41	22,890
S18	at San Diego State	L	3-7	40,768
S25	Montana State	W	24-10	11,500
O2	CS Fullerton	W	31-12	11,500
O9	at Wichita State	L	24-30	12,609
O16	Cal Poly	L	15-17	12,650
O23	at San Jose State	L	7-21	16,500
O30	Pacific	W	35-7	10,200
N6	Long Beach State	W	23-0	11,100
N13	New Mexico State	W	44-0	8,279
N20	at Santa Clara	L	17-20	

1977

Record: 9-2-0 (4-0 PCAA, 1st)
Home: 5-0-0 | Away: 4-2-0
Head Coach: Jim Sweeney

Pacific Coast Athletic Association Champions

Date	Opponent	Result	Score	Attend
S6	at Louisiana Lafayette	L	13-34	24,600
S17	Boise State	W	42-7	10,857
S24	at Montana State	L	14-24	10,100
O1	at Cal Poly	W	52-3	8,322
O8	San Diego State	W	34-14	14,114
O15	*at Pacific	W	24-10	13,740
O22	*San Jose State	W	45-24	16,051
O29	Idaho State	W	28-7	12,761
N5	*at Long Beach State	W	23-14	5,951
N11	*at CS Fullerton	W	44-19	5,250
N19	Santa Clara	W	35-7	12,438

Total Att.: 134,094 | **Avg.:** 12,190
Home Att.: 66,131 | **Avg.:** 13,226

1978

Record: 3-8-0 (1-4 PCAA, Tied 5th)
Home: 2-4-0 | Away: 1-4-0
Head Coach: Bob Padilla

Date	Opponent	Result	Score	Attend
S9	at McNeese State	L	16-21	14,125
S16	Weber State	W	55-14	11,373
S23	*at Utah State	L	22-45	15,507
S30	Cal Poly	L	12-24	12,287
O7	at San Diego State	L	14-31	42,424
O14	*Pacific	L	7-27	8,279
O21	*at San Jose State	L	16-26	11,410
O28	*CS Fullerton	L	8-37	7,928
N4	*Long Beach State	W	42-41	8,963
N11	Montana State	L	14-35	7,258
N18	at Idaho	W	41-28	5,500

Total Att.: 145,054 | **Avg.:** 13,187
Home Att.: 56,088 | **Avg.:** 9,348

1979

Record: 4-7-0 (2-3 PCAA, 4th)
Home: 2-4-0 | Away: 2-3-0
Head Coach: Bob Padilla

Date	Opponent	Result	Score	Attend
S8	Idaho	W	30-10	11,148
S15	at Montana State	W	22-20	8,143
S22	San Diego State	L	23-32	15,235
S29	at Washington	L	14-49	42,459
O6	at Cal Poly	L	0-26	8,680
O13	*San Jose State	L	22-35	11,789
O20	*at Long Beach State	L	14-24	5,844
O27	*at Pacific	W	33-10	25,300
N3	UNLV	L	28-31	8,143
N10	*CS Fullerton	W	28-24	8,357
N24	*Utah State	L	31-41	9,092

Total Att.: 154,190 | **Avg.:** 14,017
Home Att.: 63,164 | **Avg.:** 10,627



YEAR-BY-YEAR RESULTS

1980

Record: 5-6-0 (1-4 PCAA, Tied 4th)

Home: 4-2-0 | Away: 1-4-0

Head Coach: Jim Sweeney

Date	Opponent	Result	Score	Attend
S6	^at CS Fullerton	L	25-39	7,282
S13	at UNLV	L	6-35	19,085
S20	Louisiana Lafayette	W	16-14	12,283
S27	at Utah	L	12-27	25,358
O4	Cal Poly	W	31-25	15,221
O11	^at San Jose State	L	14-26	14,120
O18	^Pacific	W	27-3	12,782
O25	^Utah State	L	0-14	10,482
N1	^Long Beach State	L	9-34	8,228
N8	at Southern Illinois	W	31-14	9,800
N15	Montana State	W	21-14	25,684
Total Att.: 160,325 Avg.: 14,575				
Home Att.: 84,680 Avg.: 14,113				

1981

Record: 5-6-0 (2-3 PCAA, Tied 3rd)

Home: 2-3-0 | Away: 3-3-0

Head Coach: Jim Sweeney

Date	Opponent	Result	Score	Attend
S5	Oregon	W	23-16	28,697
S12	at Oregon State	L	28-31	28,000
S19	at Montana State	L	26-30	7,127
O3	^San Jose State	L	33-65	25,617
O10	^CS Fullerton	L	10-13	20,348
O17	Southern Illinois	L	18-24	16,385
O24	^at Pacific	W	30-27	13,500
O31	^at Utah State	L	0-20	13,086
N7	UNLV	W	42-26	16,241
N14	^at Long Beach State	W	31-30	5,077
N21	at Arizona	W	23-17	38,107
Total Att.: 212,185 Avg.: 19,290				
Home Att.: 107,288 Avg.: 21,458				

1982

Record: 11-1-0 (6-0 PCAA, 1st)

Home: 7-0-0 | Away: 3-1-0 | Bowl: 1-0-0

Head Coach: Jim Sweeney

Pacific Coast Athletic Association Champions

Date	Opponent	Result	Score	Attend
S11	Cal Poly	W	26-6	26,274
S18	at Oregon	W	10-4	19,836
S25	Weber State	W	25-9	26,892
O2	^Utah State	W	31-6	25,174
O9	^Pacific	W	49-30	25,574
O16	at Nevada	L	26-40	9,077
O23	^at San Jose State	W	39-27	21,302
O30	^Long Beach State	W	40-22	24,333
N6	^CS Fullerton	W	31-14	22,620
N13	Montana State	W	45-14	18,024
N20	^at UNLV	W	30-28	15,528

Cal Bowl II (Fresno, Calif.)

D18	Bowling Green	W	29-28	30,000
Total Att.: 264,634 Avg.: 22,053				
Home Att.: 198,891 Avg.: 24,861				

1983

Record: 6-5-0 (2-4 PCAA, 6th)

Home: 3-4-0 | Away: 3-1-0

Head Coach: Jim Sweeney

Date	Opponent	Result	Score	Attend
S10	Bowling Green	L	27-35	30,000
S17	Nevada	W	24-22	27,705
S24	^at Pacific	W	34-14	16,234
O1	^at Utah State	L	12-20	10,179
O8	^San Jose State	L	23-41	35,000
O15	at Montana State	W	31-12	6,467
O22	^CS Fullerton	L	17-18	26,903
O29	Cal Poly	W	30-7	25,712
N5	^UNLV	L	7-20	24,054
N12	^at Long Beach State	W	7-3	2,017
N19	Northern Arizona	W	30-22	20,527
Total Att.: 219,798 Avg.: 19,982				
Home Att.: 184,901 Avg.: 26,414				

1984

Record: 6-6-0 (3-4 PCAA, Tied 4th)

Home: 4-2-0 | Away: 2-4-0

Head Coach: Jim Sweeney

Date	Opponent	Result	Score	Attend
S1	at Arizona	W	27-22	43,477
S8	at Boise State	W	37-21	19,252
S15	Cal Poly	W	14-0	30,991
S22	^Long Beach State	W	20-17	31,162
S29	^New Mexico State	W	53-24	32,952
O6	at Hawai`i	L	15-27	41,999
O20	^Utah State	W	43-18	31,463
O27	^at San Jose State	L	17-18	17,047
N3	^at CS Fullerton	L	17-20	12,121
N10	^Pacific	L	6-24	24,684
N17	Montana State	L	31-35	24,088
N24	^at UNLV	L	13-27	12,155
Total Att.: 321,391 Avg.: 26,783				
Home Att.: 175,340 Avg.: 29,223				

1985

Record: 11-0-1 (7-0 PCAA, 1st)

Home: 5-0-1 | Away: 5-0-0 | Bowl: 1-0-0

Head Coach: Jim Sweeney

Pacific Coast Athletic Association Champions

Date	Opponent	Result	Score	Attend
S14	^UNLV	W	26-6	33,754
S21	at Oregon State	W	33-24	31,162
S28	Cal Poly	W	59-10	32,536
O5	Hawai`i	T	24-24	29,676
O12	^San Jose State	W	37-17	34,004
O19	^at New Mexico State	W	48-21	16,544
O26	^at Utah State	W	38-19	10,702
N2	^CS Fullerton	W	42-7	30,514
N9	^at Pacific	W	43-37	14,000
N16	^at Long Beach State	W	33-31	15,240
N21	Wichita State	W	47-6	30,904

Cal Bowl V (Fresno, Calif.)

D14	Bowling Green	W	51-7	32,554
Total Att.: 311,590 Avg.: 25,966				
Home Att.: 223,942 Avg.: 31,992				

1986

Record: 9-2-0 (6-1 PCAA, 2nd)

Home: 8-0-0 | Away: 1-2-0

Head Coach: Jim Sweeney

Date	Opponent	Result	Score	Attend
S6	Montana State	W	55-2	34,512
S13	Oregon State	W	27-0	34,557
S27	Louisiana Tech	W	34-10	34,528
O4	^at San Jose State	L	41-45	28,158
O11	^New Mexico State	W	17-14	34,546
O18	^Pacific	W	10-9	34,551
O25	^Long Beach State	W	25-12	34,283
O30	^CS Fullerton	W	30-20	27,222
N6	^at UNLV	W	36-7	8,940
N15	at Hawai`i	L	13-24	40,487
N22	^Utah State	W	14-7	34,381
Total Att.: 346,165 Avg.: 31,470				
Home Att.: 268,580 Avg.: 33,573				

1987

Record: 6-5-0 (4-3 PCAA, Tied 2nd)

Home: 5-1-0 | Away: 1-4-0

Head Coach: Jim Sweeney

Date	Opponent	Result	Score	Attend
S5	at Washington State	L	24-41	22,971
S12	Western Illinois	W	20-17	34,325
S19	at UCLA	L	0-17	49,264
O1	^Long Beach State	W	30-7	32,215
O10	Southern Illinois	W	35-0	34,523
O17	^San Jose State	L	16-20	35,227
O24	^at Pacific	L	22-23	16,389
O31	^UNLV	W	45-10	31,595
N7	^CS Fullerton	W	21-17	33,522
N14	^at Utah State	L	13-17	8,281
N21	^at New Mexico State	W	34-10	2,621
Total Att.: 300,933 Avg.: 27,358				
Home Att.: 201,407 Avg.: 33,568				

1988

Record: 10-2-0 (7-0 Big West, 1st)

Home: 5-0-0 | Away: 4-2-0 | Bowl: 1-0-0

Head Coach: Jim Sweeney

Big West Conference Champions

Date	Opponent	Result	Score	Attend
S3	at New Mexico	W	68-21	18,061
S10	at Colorado	L	3-45	32,417
S17	^New Mexico State	W	41-0	34,459
S24	McNeese State	W	49-0	34,503
O1	at Oregon State	L	10-21	28,179
O8	^at CS Fullerton	W	23-10	5,108
O15	^Utah State	W	51-10	34,942
O29	^at San Jose State	W	17-15	21,367
N5	^Pacific	W	34-0	34,436
N12	^at UNLV	W	31-14	23,408
N19	^Long Beach State	W	31-3	32,774

Cal Bowl VIII (Fresno, Calif.)

D10	Western Michigan	W	35-30	31,272
Total Att.: 330,926 Avg.: 27,577				
Home Att.: 202,386 Avg.: 33,731				

1989

Record: 11-1-0 (7-0 Big West, 1st)

Home: 7-0-0 | Away: 3-1-0 | Bowl: 1-0-0

Head Coach: Jim Sweeney

Big West Conference Champions

Date	Opponent	Result	Score	Attend
S2	Utah	W	52-22	34,926
S9	Montana	W	52-37	33,710
S16	^at Pacific	W	27-14	4,735
S23	^Long Beach State	W	52-0	35,102
O7	Oregon State	W	35-18	35,164
O14	^at Utah State	W	34-7	13,137
O21	^CS Fullerton	W	33-19	32,135
O28	^UNLV	W	31-17	32,302
N4	^San Jose State	W	31-30	35,353
N11	^at New Mexico State	W	45-5	4,826
N18	at New Mexico	L	22-45	12,668

Cal Bowl IX (Fresno, Calif.)

D9	Ball State	W	27-6	31,610
Total Att.: 305,668 Avg.: 25,472				
Home Att.: 270,302 Avg.: 33,788				

1990

Record: 8-2-1 (5-1 Big West, Tied 2nd)

Home: 6-0-1 | Away: 2-2-0

Head Coach: Jim Sweeney

Date	Opponent	Result	Score	Attend
S1	Eastern Michigan	W	41-10	32,188
S8	New Mexico	W	24-17	34,097
S15	at Utah	W	31-7	29,023
S22	^New Mexico State	W	42-3	32,698
S29	^CS Fullerton	W	38-3	33,624
O6	at Northern Illinois	L	18-73	18,067
O13	^Utah State	T	24-24	33,519
O20	^Long Beach State	W	28-16	32,219
N3	^at UNLV	W	45-18	16,846
N10	^Pacific	W	48-17	31,821
N17	^at San Jose State	L	7-42	31,218
Total Att.: 325,320 Avg.: 29,575				
Home Att.: 230,166 Avg.: 32,881				

1991

Record: 10-2-0 (6-1 Big West, Tied 1st)

Home: 6-0-0 | Away: 4-1-0 | Bowl: 0-1-0

Head Coach: Jim Sweeney

Big West Conference Champions

Date	Opponent	Result	Score	Attend
S7	Northern Illinois	W	55-7	34,112
S14	at Washington State	W	34-30	20,647
S21	at Oregon State	W	24-20	22,047
O5	New Mexico	W	94-17	33,739
O12	^Long Beach State	W	42-14	33,083
O19	^at New Mexico State	W	42-28	11,287
O26	^UNLV	W	48-22	30,866
N2	^at Utah State	L	19-20	9,814
N9	^at Pacific	W	59-14	11,289
N16	^CS Fullerton	W	38-7	31,081
N23	^San Jose State	W	31-28	40,513

Cal Bowl XI (Fresno, Calif.)

D14	Bowling Green	L	21-28	34,877
Total Att.: 313,355 Avg.: 26,113				
Home Att.: 238,271				

YEAR-BY-YEAR RESULTS

1992

Record: 9-4-0 (6-2 WAC, Tied 1st)
Home: 5-1-0 | Away: 3-3-0 | Bowl: 1-0-0
Head Coach: Jim Sweeney

Western Athletic Conference Co-Champions

Date	Opponent	Result	Score	Attend
S5	at Pacific	W	42-21	16,323
S12	at Oregon State	L	36-46	22,326
S19	*Colorado State	W	52-21	37,955
S26	Washington State	L	37-39	38,077
O3	Louisiana Tech	W	48-14	33,934
O10	*at BYU	L	24-36	65,396
O17	*at Hawai`i	L	45-47	39,823
O24	*New Mexico	W	31-28	32,743
O31	*Wyoming	W	42-31	31,088
N7	*Utah	W	41-15	37,555
N21	*at San Diego State	W	45-41	41,523
N28	*at UTEP	W	43-18	15,000

Freedom Bowl (Anaheim, Calif.)

D29	vs. USC	W	24-7	58,546
Total Att.:			470,289	Avg.: 36,176
Home Att.:			211,352	Avg.: 35,225

1993

Record: 8-4-0 (6-2 WAC, Tied 1st)
Home: 6-0-0 | Away: 2-3-0 | Bowl: 0-1-0
Head Coach: Jim Sweeney

Western Athletic Conference Co-Champions

Date	Opponent	Result	Score	Attend
S4	at Baylor	L	39-42	36,690
S11	Oregon State	W	48-30	40,048
S18	*at New Mexico	W	41-24	25,812
S25	Utah State	W	30-14	41,031
O9	*at Colorado State	L	32-34	23,812
O16	*Air Force	W	33-20	41,031
O23	*at BYU	W	48-45	65,816
O30	*at Wyoming	L	28-32	16,895
N6	*UTEP	W	30-10	34,265
N13	*Hawai`i	W	45-21	39,808
N20	*San Diego State	W	63-37	41,031

Jeep Eagle Aloha Bowl (Honolulu, Hawai'i)

D25	vs. No. 17 Colorado	L	30-41	44,009
Total Att.:			450,248	Avg.: 37,521
Home Att.:			237,214	Avg.: 39,536

1994

Record: 5-7-1 (3-4-1 WAC, 7th)
Home: 3-4-0 | Away: 2-2-1 | Neutral: 0-1-0
Head Coach: Jim Sweeney

Date	Opponent	Result	Score	Attend
A29	vs. No. 20 Ohio State ¹	L	10-34	28,513
S3	San Jose State	W	45-13	36,868
S10	at Washington State	L	3-24	24,107
S17	Oregon State	W	24-14	36,379
S24	*at Hawai`i	W	31-16	41,405
O8	*No. 22 BYU	L	30-32	41,031
O15	*Wyoming	W	38-24	35,708
O22	*at Air Force	L	7-42	39,065
O29	*New Mexico	L	32-49	33,641
N5	Nevada	L	35-62	32,328
N12	*at UTEP	T	30-30	15,328
N19	*No. 10 Colorado State	L	42-44	37,241
N26	*at San Diego State	W	49-42	23,344

¹ - Disneyland Pigskin Classic at the Florida Citrus Bowl (Orlando, Fla.)

Total Att.: 424,958 | Avg.: 32,689
Home Att.: 253,296 | Avg.: 36,171

1995

Record: 5-7-0 (2-6 WAC, Tied 7th)
Home: 4-2-0 | Away: 1-5-0
Head Coach: Jim Sweeney

Date	Opponent	Result	Score	Attend
S2	Louisiana-Monroe	W	31-17	33,155
S9	at California	W	25-24	36,500
S16	Pacific	W	56-24	34,152
S23	*at Utah	L	21-25	31,362
S30	at UCLA	L	21-45	44,499
O7	*New Mexico	W	51-34	33,544
O14	*at San Diego State	L	24-48	28,506
O28	*Air Force	L	20-31	36,147
N4	*at Hawai`i	L	37-42	31,228
N11	*UTEP	W	47-14	30,274
N18	*at Wyoming	L	10-38	13,661
N25	*BYU	L	28-45	33,719

Total Att.: 386,747 | Avg.: 32,229
Home Att.: 200,991 | Avg.: 33,499

1996

Record: 4-7 (3-5 WAC, Tied 5th Pacific Division)
Home: 3-3 | Away: 1-4
Head Coach: Jim Sweeney

Date	Opponent	Result	Score	Attend
A31	Oregon	L	27-30 ^{OT}	39,312
S7	at No. 18 Auburn	L	0-62	79,026
S21	*at Utah	L	17-45	32,539
S28	*Hawai`i	W	20-0	36,428
O12	*San Jose State	W	28-18	38,276
O19	*at Wyoming	L	21-42	14,446
O26	*at UNLV	W	34-23	11,319
N2	Boise State [†]	W	41-7	36,099
N9	*Colorado State	L	20-42	35,009
N16	*Air Force	L	38-44 ^{OT}	39,112
N23	*at San Diego State	L	21-31	32,107

[†] Jim Sweeney's 200th career victory
Total Att.: 393,673 | Avg.: 35,788
Home Att.: 224,236 | Avg.: 37,373

1997

Record: 6-6 (5-3 WAC, 3rd Pacific Division)
Home: 4-2 | Away: 2-4
Head Coach: Pat Hill

Date	Opponent	Result	Score	Attend
A30	Portland State	W	35-7	33,114
S6	Baylor	L	35-37	32,266
S13	at Oklahoma State	L	0-35	36,000
S20	at Oregon	L	40-43 ^{OT}	38,288
O2	*Utah	W	27-13	37,994
O11	*at Hawai`i	L	16-28	28,206
O18	*at No. 17 Air Force	W	20-17	45,597
O25	*UNLV	W	46-28	38,002
N1	*at San Jose State	W	53-12	18,753
N8	*at Colorado State	L	3-41	27,641
N15	*San Diego State	L	19-20	34,195
N22	*Wyoming	W	24-7	30,035

Total Att.: 400,091 | Avg.: 33,341
Home Att.: 205,606 | Avg.: 34,262

1998

Record: 5-6 (5-3 WAC, Tied 2nd Pacific Division)
Home: 4-1 | Away: 1-5
Head Coach: Pat Hill

Date	Opponent	Result	Score	Attend
S12	at No. 16 Colorado	L	21-29	42,623
S19	at Texas Tech	L	28-34	40,035
S26	Nevada	L	24-27	39,477
O3	*BYU	W	31-21	38,326
O10	*at TCU	W	10-21	28,013
O17	*at Utah	L	16-24	33,065
O24	*UTEP	W	32-6	39,881
O31	*at New Mexico	W	28-20	21,027
N7	*at San Diego State	L	0-10	22,497
N14	*Hawai`i	W	51-12	33,535
N21	*San Jose State	W	24-21	34,292

Total Att.: 372,771 | Avg.: 33,888
Home Att.: 185,511 | Avg.: 37,102

1999

Record: 8-5 (5-2 WAC, Tied 1st)
Home: 6-0 | Away: 2-4 | Bowl: 0-1
Head Coach: Pat Hill

Western Athletic Conference Co-Champions

Date	Opponent	Result	Score	Attend
S4	Portland State	W	34-6	34,977
S11	at Oregon State	L	23-46	30,339
S18	at No. 21 UCLA	L	21-35	42,649
S25	at Nevada	W	49-24	21,115
O2	*TCU	W	26-19 ^{OT}	37,112
O9	Colorado State	W	44-13	37,061
O14	*at SMU	L	14-24	8,211
O23	*UTEP	W	24-23 ^{OT}	36,405
O30	*at Tulsa	W	28-14	13,265
N6	*Rice	W	47-18	39,097
N13	*at Hawai`i	L	24-31 ^{2OT}	37,283
N20	*San Jose State	W	63-12	38,732

EA Sports Las Vegas Bowl (Las Vegas, Nev.)

D18	vs. Utah	L	16-17	28,277
Total Att.:			404,473	Avg.: 31,113
Home Att.:			223,384	Avg.: 37,231

2000

Record: 7-5 (6-2 WAC, 2nd)
Home: 5-0 | Away: 2-4 | Bowl: 0-1
Head Coach: Pat Hill

Date	Opponent	Result	Score	Attend
S2	at No. 16 Ohio State	L	10-43	96,583
S9	at No. 16 UCLA	L	21-24	45,605
S23	California	W	17-3	42,285
O5	*at Rice	W	27-24	10,384
O14	*Nevada	W	58-21	41,128
O21	*at UTEP	L	13-23	50,085
O28	*Tulsa	W	34-12	41,088
N4	*Hawai`i	W	45-27	42,160
N11	*at TCU	L	7-24	29,116
N18	*SMU	W	14-7	40,184
N25	*at San Jose State	W	37-6	17,590

Silicon Valley Football Classic I (San Jose, Calif.)

D31	vs. Air Force	L	34-37	26,542
Total Att.:			482,750	Avg.: 40,229
Home Att.:			206,845	Avg.: 41,369

2001

Record: 11-3 (6-2 WAC, Tied 2nd)
Home: 5-1 | Away: 6-1 | Bowl: 0-1
Head Coach: Pat Hill

Date	Opponent	Result	Score	Attend
A26	at Colorado	W	24-22	47,762
S2	No. 10 Oregon State	W	44-24	42,410
S8	at No. 23 Wisconsin	W	32-20	78,506
S22	*at Tulsa	W	37-18	31,087
S29	*Louisiana Tech	W	38-28	42,881
O13	at Colorado State	W	25-22 ^{OT}	31,580
O19	*Boise State	L	30-35	42,881
O26	*at Hawai`i	L	34-38	37,900
N3	*Rice	W	52-24	42,881
N10	*at SMU	W	38-13	16,731
N17	*at Nevada	W	61-14	18,412
N23	*San Jose State	W	40-21	42,881
D1	Utah State	W	70-21	42,881

Silicon Valley Football Classic II (San Jose, Calif.)

D31	vs. Michigan State	L	35-44	30,456
Total Att.:			518,793	Avg.: 39,907
Home Att.:			256,815	Avg.: 42,802

2002

Record: 9-5 (6-2 WAC, 3rd)
Home: 5-1 | Away: 3-4 | Bowl: 1-0
Head Coach: Pat Hill

Date	Opponent	Result	Score	Attend
A23	at No. 25 Wisconsin	L	21-23	75,136
A29	San Diego State	W	16-14	39,111
S7	at No. 13 Oregon	L	24-28	56,357
S21	at Oregon State	L	19-49	36,457
S28	*at Rice	W	31-28	18,143
O4	Colorado State	W	32-30	38,336
O12	*SMU	W	30-7	41,031
O18	*at Boise State	L	21-67	30,924
O25	*Hawai`i	L	21-31	37,615
N9	*Tulsa	W	31-12	37,841
N16	*Nevada	W	38-30	40,866
N23	*at San Jose State	W	19-16	14,134
D5	*at Louisiana Tech	W	45-13	17,810

Silicon Valley Football Classic III (San Jose, Calif.)

D31	vs. Georgia Tech	W	30-21	10,132
Total Att.:			483,761	Avg.: 34,554
Home Att.:			234,800	Avg.: 39,133



YEAR-BY-YEAR RESULTS

2003

Record: 9-5 (6-2 WAC, Tied 2nd)
Home: 5-1 | Away: 3-4 | Bowl: 1-0
Head Coach: Pat Hill

Date	Opponent	Result	Score	Attend
A30	at No. 12 Tennessee	L	6-24	103,860
S5	Oregon State	W	16-14	35,553
S13	at No. 1 Oklahoma	L	28-52	83,091
S20	*Louisiana Tech	W	16-6	38,093
S27	Portland State	W	42-16	39,805
O4	at Colorado State	L	10-34	32,620
O11	*at Hawai'i	L	28-55	41,153
O25	*Rice	W	31-28	39,462
N1	*at SMU	W	20-11	14,014
N8	*at Nevada	W	27-10	17,837
N15	*San Jose State	W	41-7	39,453
N21	*No. 20 Boise State	L	17-31	39,252
N29	*at UTEP	W	23-20	15,101
Silicon Valley Football Classic IV (San Jose, Calif.)				
D30	vs. UCLA	W	17-9	20,126
Total Att.: *539,294 Avg.: 38,521				
Home Att.: 231,618 Avg.: 38,603				

2004

Record: 9-3 (5-3 WAC, Tied 3rd)
Home: 4-1 | Away: 4-2 | Bowl: 1-0
Head Coach: Pat Hill

Date	Opponent	Result	Score	Attend
S5	at Washington	W	35-16	65,345
S11	at No. 13 Kansas State	W	45-21	46,468
S18	Portland State	W	27-17	42,662
O2	*at Louisiana Tech	L	21-28	18,330
O9	*UTEP	L	21-24	40,407
O23	*at No. 16 Boise State	L	16-33	30,623
O30	*SMU	W	42-0	37,604
N6	*at Rice	W	52-21	18,407
N12	*Hawai'i	W	70-14	38,956
N20	*Nevada	W	54-17	39,256
N27	*at San Jose State	W	62-28	28,867
MPC Computers Bowl (Boise, Idaho)				
D27	vs. No. 18 Virginia	W	37-34 ^{OT}	28,516
Total Att.: 406,925 Avg.: 33,910				
Home Att.: 198,885 Avg.: 39,777				

2005

Record: 8-5 (6-2 WAC, Tied 2nd)
Home: 5-1 | Away: 3-3 | Bowl: 0-1
Head Coach: Pat Hill

Date	Opponent	Result	Score	Attend
S10	Weber State	W	55-17	38,156
S17	at Oregon	L	34-37	58,201
S27	Toledo	W	44-14	34,637
O8	*at New Mexico State	W	37-7	8,312
O15	*Utah State	W	53-21	42,701
O22	*at Idaho	W	40-10	15,047
O29	*at Hawai'i	W	27-13	28,196
N5	*San Jose State	W	45-7	41,039
N10	*Boise State	W	27-7	42,781
N19	at No. 1 USC	L	42-50	90,007
N26	*at Nevada	L	35-38	17,765
D2	*Louisiana Tech	L	28-40	36,525
AutoZone Liberty Bowl (Memphis, Tenn.)				
D31	vs. Tulsa	L	24-31	54,894
Total Att.: 508,261 Avg.: 39,097				
Home Att.: 235,839 Avg.: 39,306				

2006

Record: 4-8 (4-4 WAC, 4th)
Home: 3-3 | Away: 1-5
Head Coach: Pat Hill

Date	Opponent	Result	Score	Attend
S1	*Nevada	W	28-19	39,269
S9	No. 20 Oregon	L	24-31	42,281
S16	at Washington	L	20-21	57,012
S30	Colorado State	L	23-35	42,012
O7	*at Utah State	L	12-13	10,701
O14	*Hawai'i	L	37-68	39,122
O21	at No. 14 LSU	L	6-38	91,833
N1	*at No. 14 Boise State	L	21-45	30,604
N11	*New Mexico State	W	23-18	33,241
N18	*Idaho	W	34-0	35,382
N24	*at Louisiana Tech	W	34-27	11,086
D2	*at San Jose State	L	14-24	22,235
Total Att.: 454,778 Avg.: 37,898				
Home Att.: 231,307 Avg.: 38,552				

2007

Record: 9-4 (6-2 WAC, 3rd)
Home: 5-1 | Away: 3-3 | Bowl: 1-0
Head Coach: Pat Hill

Date	Opponent	Result	Score	Attend
S1	Sacramento State	W	24-3	35,963
S8	at No. 23 Texas A&M	L	45-47 ^{3OT}	75,922
S15	at Oregon	L	21-52	58,525
S29	*Louisiana Tech	W	17-6	38,104
O6	*at Nevada	W	49-41	18,503
O13	*at Idaho	W	37-24	14,205
O20	*San Jose State	W	30-0	35,494
O26	*Boise State	L	21-34	40,607
N3	*Utah State	W	38-27	32,904
N10	*at No. 14 Hawai'i	L	30-37	49,047
N24	Kansas State	W	45-29	34,671
N30	*at New Mexico State	W	30-23	6,937
Roady's Humanitarian Bowl (Boise, Idaho)				
D31	vs. Georgia Tech	W	40-28	27,062
Total Att.: 467,944 Avg.: 35,995				
Home Att.: 217,743 Avg.: 36,290				

2008

Record: 7-6 (4-4 WAC, Tied 3rd)
Home: 2-3 | Away: 5-2 | Bowl: 0-1
Head Coach: Pat Hill

Date	Opponent	Result	Score	Attend
S1	at Rutgers	W	24-7	42,508
S13	No. 10 Wisconsin	L	10-13	42,387
S20	at Toledo	W	55-54 ^{2OT}	20,096
S27	at UCLA	W	36-31	73,963
O4	*Hawai'i	L	29-32 ^{OT}	40,572
O11	*Idaho	W	45-32	37,015
O25	*at Utah State	W	30-28	14,071
N1	*at Louisiana Tech	L	35-38	20,300
N7	*Nevada	L	28-41	33,207
N15	*New Mexico State	W	24-17	36,137
N21	*at San Jose State	W	24-10	24,384
N28	*at No. 8 Boise State	L	10-61	32,412
New Mexico Bowl (Albuquerque, N.M.)				
D20	vs. Colorado State	L	35-40	24,735
Total Att.: 417,052 Avg.: 32,080				
Home Att.: 189,318 Avg.: 37,864				

2009

Record: 8-5 (6-2 WAC, 3rd)
Home: 4-1 | Away: 4-3 | Bowl: 0-1
Head Coach: Pat Hill

Date	Opponent	Result	Score	Attend
S5	UC Davis	W	51-0	37,267
S12	at Wisconsin	L	31-34 ^{2OT}	80,353
S18	*No. 10 Boise State	L	34-51	35,637
S26	at No. 14 Cincinnati	L	20-28	32,910
O10	*at Hawai'i	W	42-17	38,556
O17	*San Jose State	W	41-21	35,495
O24	*at New Mexico State	W	34-3	18,893
O31	*Utah State	W	31-27	27,721
N7	*at Idaho	W	31-21	12,418
N14	*at Nevada	L	14-52	19,331
N21	*Louisiana Tech	W	30-28	31,769
D5	at Illinois	W	53-52	48,538
New Mexico Bowl (Albuquerque, N.M.)				
D19	vs. Wyoming	L	28-35 ^{2OT}	24,898
Total Att.: 418,888 Avg.: 32,222				
Home Att.: 167,889 Avg.: 33,578				

2010

Record: 8-5 (5-3 WAC, 2nd)
Home: 5-2 | Away: 3-2 | Bowl: 0-1
Head Coach: Pat Hill

Date	Opponent	Result	Score	Attend
S4	Cincinnati	W	28-14	37,238
S18	*at Utah State	W	41-24	19,059
S25	at Mississippi	L	38-55	55,267
O2	Cal Poly	W	38-17	37,069
O9	*Hawai'i	L	27-49	38,494
O16	*New Mexico State	W	33-10	32,334
O23	*at San Jose State	W	33-18	11,314
N6	*at Louisiana Tech	W	40-34	17,057
N13	*No. 21 Nevada	L	34-35	37,116
N19	*at No. 3 Boise State	L	0-51	33,454
N27	*Idaho	W	23-20	25,965
D3	Illinois	W	25-23	30,625
uDrove Humanitarian Bowl (Boise, Idaho)				
D18	vs. Northern Illinois	L	17-40	25,449
Total Att.: 374,991 Avg.: 28,846				
Home Att.: 238,841 Avg.: 34,120				

2011

Record: 4-9 (3-4 WAC, Tied 4th)
Home: 2-4 | Away: 2-4 | Neutral: 0-1
Head Coach: Pat Hill

Date	Opponent	Result	Score	Attend
S3	vs. Cal%	L	21-36	31,563
S10	at No. 10 Nebraska	L	29-42	85,101
S17	North Dakota	W	27-22	27,542
S24	*at Idaho	W	48-24	15,110
O1	Mississippi	L	28-38	32,063
O7	No. 5 Boise State	L	7-57	33,871
O15	*Utah State	W	31-21	28,854
O22	*at Nevada	L	38-45	15,113
N5	*Louisiana Tech	L	21-41	27,965
N12	*at New Mexico State	L	45-48	14,227
N19	*at Hawai'i	W	24-21	28,907
N26	*San Jose State	L	24-27	25,492
D3	at San Diego State	L	28-35	32,790
%- At Candlestick Park (San Francisco, Calif.)				
Total Att.: 398,598 Avg.: 30,661				
Home Att.: 175,787 Avg.: 29,298				

2012

Record: 9-4 (7-1 MW, Tied 1st)
Home: 6-0 | Away: 3-3 | Bowl: 0-1
Head Coach: Tim DeRuyter

Date	Opponent	Result	Score	Attend
S1	Weber State	W	37-10	27,663
S8	at No. 4 Oregon	L	25-42	55,755
S15	Colorado	W	69-14	27,513
S22	at Tulsa	L	26-27	24,236
S29	*San Diego State	W	52-40	33,894
O6	*at Colorado State	W	28-7	25,814
O13	*at No. 22 Boise State	L	10-20	35,742
O20	*Wyoming	W	42-14	29,423
O27	*at New Mexico	W	49-32	19,856
N3	*Hawai'i	W	45-10	30,755
N10	*at Nevada	W	52-36	22,104
N24	*Air Force	W	48-15	36,240
Sheraton Hawai'i Bowl (Honolulu, Hawai'i)				
D24	vs. SMU	L	10-43	30,024
Total Att.: 399,019 Avg.: 30,694				
Home Att.: 185,488 Avg.: 30,915				

2013

Record: 11-2 (7-1 MW, 1st)
Home: 7-0 | Away: 4-1 | Bowl: 0-1
Head Coach: Tim DeRuyter

Date	Opponent	Result	Score	Attend
A29	Rutgers	W	52-51 ^{OT}	33,098
S7	Cal Poly	W	41-25	33,260
S14	at Colorado	Canceled-Flooding		
S20	*Boise State	W	41-40	41,031
S28	*at Hawai'i	W	42-37	28,755
O5	at Idaho	W	61-14	14,747
O19	*UNLV	W	38-14	37,604
O26	*at San Diego State	W	35-28 ^{OT}	32,707
N2	*Nevada	W	41-23	41,031
N9	*at Wyoming	W	48-10	15,700
N23	*New Mexico	W	69-28	41,031
N29	*at San Jose State	L	52-62	23,574
Mountain West Championship Game (Fresno, Calif.)				
D7	Utah State	W	24-17	31,362
Royal Purple Las Vegas Bowl (Las Vegas, Nev.)				
D21	vs. USC	L	20-45	42,178
Total Att.: 416,078 Avg.: 32,006				
Home Att.: *258,417 Avg.: 36,917				



YEAR-BY-YEAR RESULTS

2014

Record: 6-8 (5-3 MW, 1st West Division)
Home: 4-2 | Away: 2-5 | Bowl: 0-1
Head Coach: Tim DeRuyter

Date	Opponent	Result	Score	Attend
A30	at No. 15 USC	L	52-13	76,037
S6	at Utah	L	59-27	45,864
S13	No. 21 Nebraska	L	55-19	41,031
S20	Southern Utah	W	56-16	32,645
S26	^at New Mexico	W	35-24	21,005
O3	^San Diego State	W	24-13	33,928
O10	^at UNLV	L	30-27 ^{OT}	15,398
O17	^at Boise State	L	37-27	35,008
N1	^Wyoming	L	45-17	32,164
N8	^San Jose State	W	38-24	36,909
N22	^at Nevada	W	40-20	21,446
N29	^Hawai'i	W	28-21	32,580

Mountain West Championship Game (Boise, Idaho)

D7	at No. 22 Boise State	L	28-14	26,101
----	-----------------------	---	-------	--------

Hawai'i Bowl (Honolulu, Hawai'i)

D24	vs. Rice	L	30-6	25,365
-----	----------	---	------	--------

Total Att.: 475,481 | **Avg.:** 33,963
Home Att.: 209,257 | **Avg.:** 34,876

2015

Record: 3-9 (2-6, T-4th West Division)
Home: 2-4 | Away: 1-5
Head Coach: Tim DeRuyter

Date	Opponent	Result	Score	Attend
S3	Abilene Christian	W	34-13	32,547
S12	at No. 14 Mississippi	L	21-73	60,302
S19	No. 21 Utah	L	24-45	33,675
S26	^at San Jose State	L	23-49	17,264
O3	^at San Diego State	L	7-21	29,996
O10	^Utah State	L	14-56	30,540
O16	^UNLV	W	31-28	25,604
O24	^at Air Force	L	14-42	20,213
N5	^Nevada	L	16-30	25,476
N14	^at Hawai'i	W	42-14	21,485
N21	at BYU	L	10-52	57,515
N28	^Colorado State	L	31-34	26,375

Total Att.: 380,992 | **Avg.:** 31,749
Home Att.: 174,217 | **Avg.:** 29,036

2016

Record: 1-11 (0-8, 6th West Division)
Home: 1-5 | Away: 0-6
Head Coach: Tim DeRuyter

Interim HC: Eric Kiesau (games 9-12)

Date	Opponent	Result	Score	Attend
S3	at Nebraska	L	43-10	90,013
S10	Sacramento State	W	31-3	31,817
S17	at Toledo	L	52-17	19,379
S24	Tulsa	L	48-41	23,273
O1	^at UNLV	L	45-20	17,811
O8	^at Nevada	L	27-22	22,411
O14	^San Diego State	L	17-3	24,731
O22	^at Utah State	L	38-20	15,067
O28	^Air Force	L	31-21	25,197
N5	^at Colorado State	L	37-0	23,187
N19	^Hawai'i	L	14-13	26,951
N26	^San Jose State	L	16-14	20,991

Total Att.: 340,898 | **Avg.:** 28,402
Home Att.: 152,960 | **Avg.:** 25,493

Double-Digit winning seasons (13)

- 1939: 10-1
- 1961: 10-0 (conference champions)
- 1982: 11-1 (conference champions)
- 1985: 11-0-1 (conference champions)
- 1988: 10-2 (conference champions)
- 1989: 11-1 (conference champions)
- 1991: 10-2 (conference champions)
- 2001: 11-3
- 2013: 11-2 (conference champions)
- 2017: 10-4
- 2018: 12-2 (conference champions)
- 2021: 10-3
- 2022: 10-4 (conference champions)

2017

Record: 10-4 (7-1, 1st West Division)
Home: 5-1 | Away: 4-3 | Bowl: 1-0
Head Coach: Jeff Tedford

Date	Opponent	Result	Score	Attend
S2	Incarnate Word	W	66-0	39,447
S9	at No. 4 Alabama	L	41-10	101,127
S16	at No. 12 Washington	L	48-16	68,384
S30	^Nevada	W	41-21	27,434
O7	^at San Jose State	W	27-10	18,483
O14	^New Mexico	W	38-0	28,090
O21	^at San Diego State	W	27-3	43,243
O28	^UNLV	L	26-16	27,922
N4	BYU	W	20-13	29,370
N11	^at Hawai'i	W	31-21	21,357
N18	^at Wyoming	W	13-7	15,440
N25	^No. 23 Boise State	W	28-17	31,526

Mountain West Championship Game (Boise, Idaho)

D2	at Boise State	L	17-14	24,515
----	----------------	---	-------	--------

Hawai'i Bowl (Honolulu, Hawai'i)

D24	vs. Houston	W	33-27	20,546
-----	-------------	---	-------	--------

Total Att.: 476,338 | **Avg.:** 34,024
Home Att.: 183,789 | **Avg.:** 30,632

2018

Record: 12-2 (7-1, 1st West Division)
Home: 6-0 | Away: 5-2 | Bowl: 1-0
Head Coach: Jeff Tedford

Mountain West Champions

Date	Opponent	Result	Score	Attend
S1	Idaho	W	79-13	31,170
S8	at Minnesota	L	21-14	38,280
S15	at UCLA	W	38-14	60,867
S29	Toledo	W	49-27	33,401
O6	^at Nevada	W	21-3	15,367
O13	^Wyoming	W	27-3	28,501
O20	^at New Mexico	W	38-7	16,708
O27	^Hawai'i	W	50-20	33,659
N3	^at UNLV	W	48-3	15,276
N9	^at Boise State	L	24-17	33,118
N17	^San Diego State	W	23-14	36,123
N24	^San Jose State	W	31-13	26,162

Mountain West Championship Game (Boise, Idaho)

D1	at No. 19 Boise State	W	19-16 ^{OT}	23,662
----	-----------------------	---	---------------------	--------

Mitsubishi Motors Las Vegas Bowl (Las Vegas, Nev.)

D15	vs. Arizona State	W	31-20	37,146
-----	-------------------	---	-------	--------

Total Att.: 392,294 | **Avg.:** 28,021
Home Att.: 189,016 | **Avg.:** 31,503

2019

Record: 4-8 (2-6, 4th West Division)
Home: 2-4 | Away: 2-4
Head Coach: Jeff Tedford

Date	Opponent	Result	Score	Attend
A31	at USC	L	31-23	57,329
S7	Minnesota	L	38-35 ^{2OT}	34,790
S21	Sacramento State	W	34-20	31,034
S28	at New Mexico State	W	34-17	8,872
O12	^at Air Force	L	43-24	22,544
O18	^UNLV	W	56-27	26,256
O26	^Colorado State	L	41-31	32,890
N2	^at Hawai'i	W	41-38	22,058
N9	^Utah State	L	37-35	32,037
N15	^at San Diego State	L	17-7	26,876
N23	^Nevada	L	35-28	32,303
N30	^at San Jose State	L	17-16	12,835

Total Att.: 339,824 | **Avg.:** 28,318
Home Att.: 189,310 | **Avg.:** 31,552

+ Indicates forfeit (does not alter record)
^ Indicates conference game
* School Record

2020

Record: 3-3 (3-3)
Home: 1-1 | Away: 2-1 | Neutral: 0-1
Head Coach: Kalen DeBoer

Date	Opponent	Result	Score	Attend
O24	^Hawai'i	L	34-19	0
O29	^Colorado State	W	38-17	0
N7	^at UNLV	W	40-27	2,000
N14	^at Utah State	W	35-16	0
N21	^San Jose State	Canceled-COVID-19		
N28	^San Diego State	Canceled-COVID-19		D5
^at Nevada		L	37-26	50
D12	^vs. New Mexico%	L	49-39	250

% - At Sam Boyd Stadium (Las Vegas, Nev.)

Note: Due to the COVID-19 pandemic, all fall sports were postponed on Aug. 10. Football was approved to resume competition on Sept. 25, and was scheduled to begin on Oct. 24, and conclude Dec. 12. The modified schedule for the season was released on Oct. 1. Nonconference games were eliminated, as well as conference divisions. The public was not permitted to attend most games based on state, county and local officials.

Total Att.: 2,050 | **Avg.:** 683
Home Att.: 0 | **Avg.:** 0

2021

Record: 10-3 (6-2, 2nd West Division)
Home: 5-1 | Away: 4-2 | Bowl: 1-0
Head Coach: Kalen DeBoer

Date	Opponent	Result	Score	Attend
A28	UConn	W	45-0	26,043
S4	at Oregon	L	31-24	43,276
S11	Cal Poly	W	63-10	30,119
S18	at No. 13 UCLA	W	40-37	50,698
S24	^UNLV	W	38-30	35,093
O2	^at Hawai'i	L	27-24	0
O14	^at Wyoming	W	17-0	20,002
O23	^Nevada	W	34-32	33,012
O30	^at No. 21 San Diego St.	W	30-20	11,034
N6	^Boise State	L	40-14	41,031
N13	^New Mexico	W	34-7	35,020
N25	^at San Jose State	W	40-9	15,323

PUBG Mobile New Mexico Bowl (Albuquerque, N.M.)

D18	vs. UTEP	W	31-24	16,422
-----	----------	---	-------	--------

Total Att.: 357,073 | **Avg.:** 27,468
Home Att.: 216,740 | **Avg.:** 36,124

2022

Record: 10-4 (7-1, 1st West Division)
Home: 5-1 | Away: 4-3 | Bowl: 1-0
Head Coach: Jeff Tedford

Mountain West Champions

Date	Opponent	Result	Score	Attend
S1	Cal Poly	W	35-7	36,011
S10	Oregon State	L	35-32	41,031
S17	at No. 7 USC	L	45-17	67,226
O1	at UConn	L	19-14	20,952
O8	^at Boise State	L	40-20	37,663
O15	^San Jose State	W	17-10	41,031
O22	^at New Mexico	W	41-9	14,667
O29	^San Diego State	W	32-28	37,107
N5	^Hawai'i	W	55-13	39,005
N11	^at UNLV	W	37-30	23,146
N19	^at Nevada	W	41-14	12,501
N25	^Wyoming	W	30-0	40,214

Mountain West Championship Game (Boise, Idaho)

D3	at Boise State	W	28-16	24,037
----	----------------	---	-------	--------

Jimmy Kimmel LA Bowl (Los Angeles, Calif.)

D17	vs. Washington State	W	29-6	32,405
-----	----------------------	---	------	--------

Total Att.: 434,591 | **Avg.:** 31,042
Home Att.: 234,399 | **Avg.:** 39,067



BULLDOGS IN OVERTIME GAMES**1996**

1- #Aug. 31 vs. Oregon: L, 30-27 (1OT)
2- Nov. 16 vs. Air Force: L, 44-38 (1OT)

1997

3- Sept. 20 at Oregon: L, 43-40 (1OT)

1999

4- Oct. 2 vs. TCU: W, 26-19 (1OT)
5- Oct. 23 vs. UTEP: W, 24-23 (1OT)
6- Nov. 13 at Hawai'i: L, 31-24 (2OT)

2001

7- Oct. 13 at Colorado State: W, 25-22 (1OT)

2004

8- Dec. 27 vs. Virginia: W, 37-34 (1OT)
--MPC Computers Bowl

2007

9- Sept. 8 at No. 23 Texas A&M: L, 47-45 (3OT)

2008

10- Sept. 20 at Toledo: W, 55-54 (2OT)
11- Oct. 4 vs. Hawai'i: L, 32-29 (1OT)

2009

12- Sept. 12 at Wisconsin: L, 34-31 (2OT)
13- Dec. 19 vs. Wyoming: L, 35-28 (2OT)
--New Mexico Bowl

2013

14- Aug. 29 vs. Rutgers: W, 52-51 (1OT)
15- Oct. 26 at San Diego State: W, 35-28 (1OT)

2014

16- Oct. 10 at UNLV: L, 30-27 (1OT)

2016

17- Sept. 24 vs. Tulsa: L, 48-41 (2OT)

2018

18- Dec. 1 at Boise State: W, 19-16 (1OT)

2019

19- Sept. 7 vs. Minnesota: L, 38-35 (2OT)

Overall Record: 8-11 (19)

Home Record: 3-5 (8)

Away Record: 4-5 (9)

Bowl Record: 1-1 (2)

Single OT games: 7-5 (12)

Double OT games: 1-5 (6)

Triple OT games: 0-1 (1)

Division I-A (now-FBS) Football instituted the overtime format full-time at the beginning of the 1996 season. Division I-A football initially adopted it for the 1995 bowl season.

Fresno State played in the second-ever Division I-A (now-FBS) regular season game under the new overtime format.

The first overtime game was played at the 1995 Las Vegas Bowl between Nevada and Toledo. The first overtime game played after the format was instituted full-time was played earlier in the day prior to Fresno State's game - Southwest Missouri State at Oklahoma State.

ALL-TIME BULLDOG SHUTOUTS (BY SEASON)**1921 (2)**

Oct. 22 vs. Cal Tech (W, 12-0)
Nov. 11 at Modesto JC (W, 28-0)

1922 (4)

Oct. 6 at Tulare High (W, 12-0)
Oct. 21 at Loyola (W, 2-0)
Nov. 4 vs. Cal Poly (W, 20-0)
Nov. 11 vs. Reedley High (W, 21-0)

1923 (2)

Oct. 6 vs. Reedley (W, 39-0)
Oct. 13 at Caruthers Legion (W, 39-0)

1924 (5)

Oct. 18 vs. Cal Christian (W, 31-0)
Oct. 25 vs. Bakersfield JC (W, 9-0)
Nov. 11 vs. Mare Island Navy (W, 10-0)
Nov. 22 at Pacific (W, 12-0)
Nov. 27 vs. San Diego St. (W, 7-0)

1926 (2)

Oct. 2 vs. UC Santa Barbara (W, 26-0)
Nov. 6 vs. San Jose St. (W, 34-0)

1927 (1)

Nov. 24 vs. Pacific (W, 6-0)

1928 (2)

Sept. 29 vs. Cal Poly (W, 37-0)
Oct. 6 vs. UC Santa Barbara (7-0)

1930 (2)

Nov. 1 at Pacific (W, 19-0)
Nov. 27 vs. Nevada (W, 6-0)

1931 (2)

Oct. 17 at San Jose St. (W, 32-0)
Nov. 26 vs. Pacific (W, 6-0)

1932 (2)

Sept. 24 vs. San Diego Marines (W, 12-0)
Nov. 18 vs. LaVerne (W, 6-0)

1933 (2)

Oct. 21 vs. Cal Poly Pomona (W, 24-0)
Oct. 28 at UC Davis (W, 20-0)

1934 (3)

Sept. 29 vs. USC JV (W, 7-0)
Nov. 17 vs. Cal Tech (W, 66-0)
Nov. 29 vs. Nevada (W, 33-0)

1935 (2)

Sept. 28 vs. LaVerne (W, 46-0)
Oct. 19 at Chico State (W, 13-0)

1936 (2)

Oct. 10 vs. Whittier (W, 18-0)
Oct. 31 vs. Chico State (W, 38-0)

1937 (4)

Oct. 1 at Willamette (W, 7-0)
Oct. 15 at Whittier (W, 24-0)
Oct. 22 at UC Davis (W, 19-0)
Nov. 25 vs. Pacific (W, 20-0)

1938 (3)

Oct. 15 vs. Cen. Arkansas (W, 34-0)
Oct. 22 at Nevada (W, 27-0)
Nov. 24 vs. UC Santa Barbara (W, 28-0)

1939 (2)

Oct. 14 vs. Nevada (W, 45-0)
Nov. 4 vs. Pacific (W, 7-0)

1940 (4)

Oct. 18 at Pacific (W, 3-0)
Nov. 21 vs. Colo. School of Mines (W, 28-0)
Dec. 25 at Healani AC (W, 20-0)
Jan. 1 at Hawai'i (W, 3-0)

1941 (3)

Oct. 11 at UC Santa Barbara (W, 26-0)
Oct. 25 vs. San Diego St. (W, 26-0)
Nov. 11 at Pacific (W, 13-0)

1942 (7)

Sept. 26 vs. Whittier (W, 51-0)
Oct. 11 at San Diego St. (W, 66-0)
Oct. 18 vs. March Field (W, 20-0)
Oct. 25 vs. Fort Ord (W, 80-0)
Oct. 31 at Pacific (W, 13-0)
Nov. 7 vs. Nevada (W, 33-0)
Nov. 26 vs. San Jose St. (W, 6-0)

1945 (4)

Sept. 21 at Pacific (W, 13-0)
Oct. 6 at Nor. Arizona (W, 19-0)
Oct. 13 vs. Cal Poly (W, 24-0)
Nov. 22 at Pacific (W, 16-0)

1946 (2)

Nov. 2 vs. Loyola (W, 28-0)
Dec. 5 at Molii Bears (W, 41-0)

1951 (2)

Sept. 22 at UC Davis (W, 27-0)
Nov. 10 at Whittier (W, 28-0)

1953 (1)

Oct. 24 vs. UCSB (W, 20-0)

1954 (1)

Oct. 30 vs. San Diego St. (W, 20-0)

1955 (2)

Oct. 8 vs. San Diego Navy (W, 52-0)
Oct. 22 vs. San Diego Marines (W, 20-0)

1956 (2)

Oct. 5 vs. San Diego Marines (W, 2-0)
Oct. 20 vs. San Francisco St. (W, 28-0)

1957 (1)

Nov. 3 vs. San Diego St. (W, 27-0)

1958 (2)

Oct. 18 vs. Cal Poly (W, 14-0)
Nov. 22 vs. San Francisco St. (W, 35-0)

1959 (1)

Nov. 21 vs. Cal State LA (W, 21-0)

1960 (2)

Oct. 15 vs. Cal Poly (W, 33-0)
Oct. 29 vs. San Diego St. (W, 60-0)

1962 (3)

Sept. 28 at UCSB (W, 37-0)
Oct. 20 at Cal State LA (W, 34-0)
Nov. 3 vs. Long Beach St. (W, 50-0)

1963 (1)

Oct. 19 at Cal Poly (W, 28-0)

1964 (1)

Oct. 3 vs. Hawai'i (W, 28-0)

1965 (2)

Oct. 2 vs. Washburn (W, 54-0)
Nov. 13 at Pacific (W, 20-0)

1968 (1)

Oct. 19 vs. Cal Poly (W, 17-0)

1969 (1)

Oct. 25 vs. Cal State LA (W, 24-0)

1972 (1)

Oct. 21 vs. Cal State LA (W, 31-0)

1974 (1)

Nov. 2 at CS Northridge (W, 41-0)

1976 (2)

Nov. 6 vs. Long Beach St. (W, 23-0)
Nov. 13 vs. New Mexico St. (W, 44-0)

1984 (1)

Sept. 15 vs. Cal Poly (W, 14-0)

1986 (1)

Sept. 13 vs. Oregon State (W, 27-0)

1987 (1)

Oct. 10 vs. Southern Illinois (W, 35-0)

1988 (3)

Sept. 17 vs. New Mexico State (W, 41-0)
Sept. 24 vs. McNeese State (W, 49-0)
Nov. 5 vs. Pacific (W, 34-0)

1989 (1)

Sept. 23 vs. Long Beach St. (W, 52-0)

1996 (1)

Sept. 28 vs. Hawai'i (W, 20-0)

2004 (1)

Oct. 30 vs. SMU (W, 42-0)

2006 (1)

Nov. 18 vs. Idaho (W, 34-0)

2007 (1)

Oct. 20 vs. San Jose St. (W, 30-0)

2009 (1)

Sept. 5 vs. UC Davis (W, 51-0)

2017 (2)

Sept. 2 vs. Incarnate Word (W, 66-0)
Oct. 14 vs. New Mexico (W, 38-0)

2021 (2)

Aug. 28 vs. UConn (W, 45-0)
Oct. 16 at Wyoming (W, 17-0)

2022 (1)

Nov. 25 vs. Wyoming (W, 30-0)



CONFERENCE TITLES (29)

1. 1922 – CCC
2. 1923 – CCC (Tie)
3. 1930 – FWC
4. 1934 – FWC (Tie)
5. 1935 – FWC
6. 1937 – FWC
7. 1941 – CCAA (Tie)
8. 1942 – CCAA
9. 1954 – CCAA
10. 1955 – CCAA
11. 1956 – CCAA
12. 1958 – CCAA
13. 1959 – CCAA
14. 1960 – CCAA
15. 1961 – CCAA
16. 1968 – CCAA
17. 1977 – PCAA
18. 1982 – PCAA
19. 1985 – PCAA
20. 1988 – Big West Conference
21. 1989 – Big West Conference
22. 1991 – Big West Conference (Tie)
23. 1992 – WAC (Tie)
24. 1993 – WAC (Tie)
25. 1999 – WAC (Tie)
26. 2012 – Mountain West (Tie)
27. 2013 – Mountain West
28. 2018 – Mountain West
29. 2022 – Mountain West

Conference Membership History

- 1922-1924: California Coast Conference (CCC)
- 1925-1938: Far Western Conference (FWC)
- 1939-1968: California Collegiate Athletic Association (CCAA)
- 1969-1987: Pacific Coast Athletic Association (PCAA)
The PCAA began the Bulldogs' first years of Division I football
- 1988-1991: Big West Conference
The PCAA began its 20th year of existence by changing its name to the Big West Conference
- 1992-2011: Western Athletic Conference (WAC)
- 2012-Present: Mountain West (MW)

YEAR-BY-YEAR MOUNTAIN WEST STANDINGS

2022 FINAL MOUNTAIN WEST STANDINGS: MOUNTAIN DIVISION

Team (Coaches/AP)	MW	Pct.	Pts.	Opp.	H	A	Overall	Pct.	Pts.	Opp.	H	A	N
Boise State* (RV/RV)	8-0	1.00	277	114	4-0	4-0	10-4	.714	362	213	5-2	4-2	1-0
Air Force (RV/RV)	5-3	.625	217	11	4-1	1-2	10-3	.769	362	174	6-1	2-2	2-0
Wyoming	5-3	.625	146	158	2-2	3-1	8-5	.615	279	308	4-2	3-3	1-0
Utah State	5-3	.625	215	219	3-1	2-2	6-7	.462	289	405	4-2	2-4	0-1
Colorado State	3-5	.375	115	159	2-2	1-3	3-9	.250	158	323	2-4	1-5	0-0
New Mexico	0-8	.000	81	243	0-4	0-4	2-10	.167	158	312	2-6	0-6	0-0

2022 FINAL MOUNTAIN WEST STANDINGS: WEST DIVISION

Team (Coaches/AP)	MW	Pct.	Pts.	Opp.	H	A	Overall	Pct.	Pts.	Opp.	H	A	N
Fresno State*! (24/24)	7-1	.875	330	190	4-0	4-1	10-4	.714	428	302	5-1	4-3	1-0
San Jose State	5-3	.625	231	176	4-0	1-3	7-5	.583	329	264	2-6	1-6	0-0
San Diego State	5-3	.625	174	148	3-1	2-2	7-6	.538	279	267	5-2	2-3	0-1
UNLV	3-5	.375	171	230	2-2	1-3	5-7	.417	316	362	4-2	1-5	0-0
Hawai'i	2-6	.250	170	224	2-2	0-4	3-10	.231	257	451	1-2	0-2	0-0
Nevada	0-8	.000	124	243	0-4	0-4	2-10	.167	226	351	1-1	1-1	0-0

2021 FINAL MOUNTAIN WEST STANDINGS: MOUNTAIN DIVISION

Team (Coaches/AP)	MW	Pct.	Pts.	Opp.	H	A	Overall	Pct.	Pts.	Opp.	H	A	N
Utah State*!	6-2	.750	257	222	2-2	4-0	11-3	.786	456	342	3-3	7-0	1-0
Air Force	6-2	.750	269	184	2-2	4-0	10-3	.769	372	229	4-2	5-0	1-1
Boise State	5-3	.625	219	141	2-2	3-1	7-5	.583	350	228	3-3	4-2	0-0
Wyoming	2-6	.250	140	177	1-3	1-3	7-6	.538	336	308	3-3	3-3	1-0
Colorado State	2-6	.250	204	243	1-3	1-3	3-9	.250	284	339	1-5	2-4	0-0
New Mexico	1-7	.125	72	245	0-4	1-3	3-9	.250	146	341	2-4	1-5	0-0

2021 FINAL MOUNTAIN WEST STANDINGS: WEST DIVISION

Team (Coaches/AP)	MW	Pct.	Pts.	Opp.	H	A	Overall	Pct.	Pts.	Opp.	H	A	N
San Diego State*	7-1	.875	185	131	3-1	4-0	12-2	.857	383	273	6-2	5-0	1-0
Fresno State	6-2	.750	231	165	3-1	3-1	10-3	.769	434	267	5-1	4-2	1-0
Nevada	5-3	.625	297	200	3-1	2-2	8-5	.615	456	345	5-1	3-3	0-1
Hawai'i	3-5	.375	199	229	2-2	1-3	6-7	.462	374	408	4-2	2-5	0-0
San Jose State	3-5	.375	148	220	1-3	2-2	5-7	.417	240	318	3-3	2-4	0-0
UNLV	2-6	.250	186	250	1-3	1-3	2-10	.167	249	394	1-5	1-5	0-0

2020 FINAL MOUNTAIN WEST STANDINGS

Team (Coaches/AP)	MW	Pct.	Pts.	Opp.	H	A	N	Overall	Pct.	Pts.	Opp.	H	A	N
San Jose State*! (24/24)	6-0	1.000	182	105	4-0	2-0	0-0	7-1	.875	229	159	5-0	2-0	0-1
Boise State* (RV/-)	5-0	1.000	200	105	2-0	3-0	0-0	5-2	.714	237	190	2-1	3-1	0-0
Nevada (RV/RV)	6-2	.750	239	183	4-0	1-2	1-0	7-2	.777	277	210	4-0	1-2	2-0
San Diego State	4-2	.667	173	94	3-1	1-1	0-0	4-4	.500	197	142	3-1	1-3	0-0
Air Force	2-2	.500	99	73	1-1	1-1	0-0	3-3	.500	146	90	2-1	1-2	0-0
Fresno State	3-3	.500	197	180	1-1	2-1	0-1	3-3	.500	197	180	1-1	2-1	0-1
Hawai'i	4-4	.500	208	234	3-2	1-2	0-0	5-4	.555	236	248	3-2	1-2	1-0
Colorado State	2-3	.400	89	143	1-0	0-3	0-0	2-3	.400	89	143	1-0	0-3	0-0
Wyoming	2-4	.333	159	126	1-0	1-3	0-1	2-4	.333	159	126	1-0	1-3	0-1
New Mexico	2-5	.286	167	228	0-0	0-4	2-1	2-5	.286	167	228	0-0	0-4	2-1
Utah State	1-6	.143	93	211	1-3	0-2	0-0	1-6	.143	93	211	1-3	0-2	0-0
UNLV	0-6	.000	104	228	0-3	0-3	0-0	0-6	.000	104	228	0-3	0-3	0-0

The Mountain West suspended the Mountain/West divisional format in 2020 because of the COVID-19 pandemic. The top two teams of the conference (), by win percentage, advanced to the conference championship game. (! - Mountain West Champion)*

* - divisional champion
! - Mountain West Champion



YEAR-BY-YEAR MOUNTAIN WEST STANDINGS



YEAR-BY-YEAR

MW CHAMPIONS

- 2022:** Fresno State
- 2021:** Utah State
- 2020:** San Jose State
- 2019:** Boise State
- 2018:** Fresno State
- 2017:** Boise State
- 2016:** San Diego State
- 2015:** San Diego State
- 2014:** Boise State
- 2013*:** Fresno State
- 2012:** Fresno State, San Diego State, Boise State
- (Fresno State joined the MW in 2012)*
- 2011:** TCU
- 2010:** TCU
- 2009:** TCU
- 2008:** Utah
- 2007:** BYU
- 2006:** BYU
- 2005:** TCU
- 2004:** Utah
- 2003:** Utah
- 2002:** Colorado State
- 2001:** BYU
- 2000:** Colorado State
- 1999:** Colorado State, Utah, BYU

**Inaugural MW Championship Game*

2019 FINAL MOUNTAIN WEST STANDINGS: MOUNTAIN DIVISION

Team (Coaches/AP)	MW	Pct.	Pts.	Opp.	H	A	Overall	Pct.	Pts.	Opp.	H	A	N
Boise State*! (22/23)	8-0	1.000	310	182	4-0	4-0	12-2	.857	486	306	7-0	5-1	0-1
Air Force (23/22)	7-1	.875	292	160	4-0	3-1	11-2	.846	443	258	6-0	4-2	1-0
Utah State	6-2	.750	222	219	3-1	3-1	7-6	.538	380	399	4-2	3-3	0-1
Wyoming	4-4	.500	190	129	4-0	0-4	8-5	.615	330	231	6-0	1-5	1-0
Colorado State	3-5	.375	199	213	1-3	2-2	4-8	.333	337	374	2-4	2-3	0-1
New Mexico	0-8	.000	149	280	0-4	0-4	2-10	.167	267	446	2-4	0-6	0-0

2019 FINAL MOUNTAIN WEST STANDINGS: WEST DIVISION

Team (Coaches/AP)	MW	Pct.	Pts.	Opp.	H	A	Overall	Pct.	Pts.	Opp.	H	A	N
Hawai'i* (RV/NR)	5-3	.625	273	248	2-2	3-1	10-5	.667	508	478	7-2	3-3	0-0
San Diego State (RV/RV)5-3	.625	155	127	2-2	3-1	10-3	.769	276	165	4-2	5-1	1-0	
Nevada	4-4	.500	160	243	2-2	2-2	7-6	.538	277	415	4-2	3-3	0-1
San Jose State	2-6	.250	245	278	2-2	0-4	5-7	.417	361	383	3-3	2-4	0-0
Fresno State	2-6	.250	238	255	1-3	1-3	4-8	.333	360	361	2-4	2-4	0-0
UNLV	2-6	.250	169	290	1-3	1-3	4-8	.333	290	396	2-4	2-4	0-0

2018 FINAL MOUNTAIN WEST STANDINGS: MOUNTAIN DIVISION

Team (Coaches/AP)	MW	Pct.	Pts.	Opp.	H	A	Overall	Pct.	Pts.	Opp.	H	A	N
Boise State* (24/23)	7-1	.875	284	181	3-1	4-0	10-3	.769	460	287	5-2	5-1	0-0
Utah State (21/22)	7-1	.875	357	193	4-0	3-1	11-2	.846	618	289	6-0	4-2	1-0
Wyoming	4-4	.500	170	162	2-2	2-2	6-6	.500	248	264	3-3	3-3	0-0
Air Force	3-5	.378	249	252	2-2	1-3	5-7	.417	363	309	4-2	1-5	0-0
Colorado State	2-6	.250	198	286	1-3	1-3	3-9	.250	274	441	2-4	1-4	0-1
New Mexico	1-7	.125	158	282	0-4	1-3	3-9	.250	319	434	1-5	2-4	0-0

2018 FINAL MOUNTAIN WEST STANDINGS: WEST DIVISION

Team (Coaches/AP)	MW	Pct.	Pts.	Opp.	H	A	Overall	Pct.	Pts.	Opp.	H	A	N
Fresno State*! (18/18) 7-1	.875	255	87	4-0	3-1	12-2	.857	485	198	6-0	5-2	1-0	
Nevada	5-3	.625	225	179	2-2	3-1	8-5	.615	404	350	4-2	3-3	1-0
Hawai'i	5-3	.625	229	292	2-2	3-1	8-6	.571	431	491	5-3	3-3	0-0
San Diego State	4-4	.500	179	175	2-2	2-2	7-6	.538	268	288	5-2	2-3	0-1
UNLV	2-6	.250	206	341	1-3	1-3	4-8	.333	345	447	3-3	1-5	0-0
San Jose State	1-7	.125	192	277	1-3	0-4	1-11	.083	255	439	1-5	0-5	0-1

2017 FINAL MOUNTAIN WEST STANDINGS: MOUNTAIN DIVISION

Team (Coaches/AP)	MW	Pct.	Pts.	Opp.	H	A	Overall	Pct.	Pts.	Opp.	H	A	N
Boise State*! (22/22)	7-1	.875	285	169	4-0	3-1	11-3	.786	455	320	6-1	4-2	1-0
Wyoming	5-3	.625	180	131	3-1	2-2	8-5	.615	305	228	5-2	2-3	1-0
Colorado State	5-3	.625	284	235	2-2	3-1	7-6	.538	434	361	4-2	3-2	0-2
Air Force	4-4	.500	257	291	2-2	2-2	5-7	.417	377	389	3-3	2-4	0-0
Utah State	4-4	.500	261	182	1-3	3-1	6-7	.462	392	350	3-3	3-3	0-1
New Mexico	1-7	.125	152	270	1-3	0-4	3-9	.250	248	382	2-4	1-5	0-0

2017 FINAL MOUNTAIN WEST STANDINGS: WEST DIVISION

Team (Coaches/AP)	MW	Pct.	Pts.	Opp.	H	A	Overall	Pct.	Pts.	Opp.	H	A	N
Fresno State* (RV/RV)7-1	.875	221	105	3-1	4-0	10-4	.714	380	251	5-1	4-3	1-0	
San Diego State (RV/RV)	6-2	.750	243	139	2-2	4-0	10-3	.769	400	263	5-2	5-0	0-1
UNLV	4-4	.500	220	237	2-2	2-2	5-7	.417	346	381	2-4	3-3	0-0
Nevada	3-5	.375	259	264	3-1	0-4	3-9	.250	338	407	3-3	0-6	0-0
Hawai'i	1-7	.125	151	268	1-3	0-4	3-9	.250	273	407	2-4	1-5	0-0
San Jose State	1-7	.125	114	336	1-3	0-4	2-11	.154	206	542	2-4	0-7	0-0

2016 FINAL MOUNTAIN WEST STANDINGS: MOUNTAIN DIVISION

Team (Coaches/AP)	MW	Pct.	Pts.	Opp.	H	A	Overall	Pct.	Pts.	Opp.	H	A	N
Boise State (RV/RV)	6-2	.750	285	183	4-0	2-2	10-3	.769	439	303	6-0	4-2	0-1
New Mexico	6-2	.750	288	282	3-1	2-1	9-4	.692	477	409	6-1	2-3	1-0
Wyoming*	6-2	.750	332	291	4-0	2-2	8-6	.571	503	477	6-1	2-4	0-1
Air Force (RV/RV)	5-3	.625	268	259	2-1	3-2	10-3	.769	457	351	5-1	4-1	1-1
Colorado State	5-3	.625	311	214	3-1	2-2	7-6	.538	462	392	5-1	2-3	0-2
Utah State	1-7	.125	191	246	1-3	0-4	3-9	.250	287	352	3-3	0-6	0-0

2016 FINAL MOUNTAIN WEST STANDINGS: WEST DIVISION

Team (Coaches/AP)	MW	Pct.	Pts.	Opp.	H	A	Overall	Pct.	Pts.	Opp.	H	A	N
San Diego State*! (25/25)	6-2	.750	290	139	3-1	3-1	11-3	.786	493	283	5-1	5-2	1-0
Hawai'i	4-4	.500	195	250	1-3	3-1	7-7	.500	396	518	4-3	3-3	0-1
Nevada	3-5	.375	213	244	2-2	1-3	5-7	.416	305	348	4-2	1-5	0-0
UNLV	3-5	.375	246	309	2-2	1-3	4-8	.333	358	441	3-3	1-5	0-0
San Jose State	3-5	.375	190	258	2-2	0-4	4-8	.333	293	416	3-3	1-5	0-0
Fresno State	0-8	.000	113	225	0-4	0-4	1-11	.083	212	370	1-5	0-6	0-0

* - divisional champion
! - Mountain West Champion



YEAR-BY-YEAR MOUNTAIN WEST STANDINGS

2015 FINAL MOUNTAIN WEST STANDINGS: MOUNTAIN DIVISION													
Team (Coaches/AP)	MW	Pct.	Pts.	Opp.	H	A	Overall	Pct.	Pts.	Opp.	H	A	N
Air Force*	6-2	.750	298	197	4-0	2-2	8-6	.571	473	357	6-0	2-5	0-1
Boise State	5-3	.625	305	194	2-2	3-1	9-4	.692	508	263	4-2	4-2	1-0
New Mexico	5-3	.625	217	221	3-1	2-2	7-6	.538	389	369	5-3	2-3	0-0
Colorado State	5-3	.625	220	232	2-2	3-1	7-6	.538	385	354	3-3	4-1	0-2
Utah State	5-3	.625	285	209	4-0	1-3	6-7	.462	377	347	5-1	1-5	0-1
Wyoming	2-6	.250	159	274	2-2	0-4	2-10	.167	228	408	2-4	0-6	0-0

2015 FINAL MOUNTAIN WEST STANDINGS: WEST DIVISION													
Team (Coaches/AP)	MW	Pct.	Pts.	Opp.	H	A	Overall	Pct.	Pts.	Opp.	H	A	N
San Diego State*!	8-0	1.000	289	90	4-0	4-0	11-3	.786	450	230	6-1	4-2	1-0
Nevada	4-4	.500	211	200	3-1	1-3	7-6	.538	341	349	4-2	2-4	1-0
San Jose State	4-4	.500	235	238	2-2	2-2	6-7	.462	363	354	3-3	3-4	0-0
UNLV	2-6	.250	223	293	1-3	1-3	3-9	.250	343	404	2-4	1-5	0-0
Fresno State	2-6	.250	178	274	1-3	1-3	3-9	.250	267	457	2-4	1-5	0-0
Hawaii	0-8	.000	126	324	0-4	0-4	3-10	.231	229	463	3-4	0-6	0-0

2014 FINAL MOUNTAIN WEST STANDINGS: MOUNTAIN DIVISION													
Team (Coaches/AP)	MW	Pct.	Pts.	Opp.	H	A	Overall	Pct.	Pts.	Opp.	H	A	N
Boise State (16/16)*!	7-1	.875	350	236	4-0	3-1	12-2	.857	556	375	7-0	4-1	1-1
Colorado State	6-2	.750	285	205	4-0	2-2	10-3	.769	441	326	6-0	3-2	1-1
Utah State	6-2	.750	224	147	4-0	2-2	10-4	.692	377	276	6-0	3-4	1-0
Air Force	5-3	.625	226	209	4-0	1-3	10-3	.769	409	314	6-0	3-3	1-0
Wyoming	2-6	.250	188	259	1-3	1-3	4-8	.333	253	394	3-3	1-5	0-0
New Mexico	2-6	.250	226	298	1-3	1-3	4-8	.333	332	431	1-5	3-3	0-0

2014 FINAL MOUNTAIN WEST STANDINGS: WEST DIVISION													
Team (Coaches/AP)	MW	Pct.	Pts.	Opp.	H	A	Overall	Pct.	Pts.	Opp.	H	A	N
Fresno State*	5-3	.625	236	214	3-1	2-2	6-8	.429	371	454	4-2	2-5	0-1
San Diego State	5-3	.625	202	154	4-0	1-3	7-6	.538	325	258	6-1	1-5	0-0
Nevada	4-4	.500	254	236	1-3	3-1	7-6	.538	379	354	3-3	4-2	0-1
Hawai'i	3-5	.375	173	221	2-2	1-3	4-9	.308	272	349	3-4	1-5	0-0
San José State	2-6	.250	139	219	1-2	1-4	3-9	.250	232	353	2-3	1-6	0-0
UNLV	1-7	.125	188	293	1-3	0-4	2-11	.154	285	500	2-4	0-7	0-0

2013 FINAL MOUNTAIN WEST STANDINGS: MOUNTAIN DIVISION													
Team (Coaches/AP)	MW	Pct.	Pts.	Opp.	H	A	Overall	Pct.	Pts.	Opp.	H	A	N
Utah State*	7-1	.875	283	117	3-1	4-0	9-5	.643	445	239	4-2	4-3	1-0
Boise State	6-2	.750	316	189	4-0	2-2	8-5	.615	488	323	6-0	2-4	0-1
Colorado State	5-3	.625	306	211	2-2	3-1	8-6	.571	507	417	4-2	3-3	1-1
Wyoming	3-5	.375	243	344	2-2	1-3	5-7	.417	375	440	4-2	1-5	0-0
New Mexico	1-7	.125	245	391	1-3	0-4	3-9	.250	393	513	2-4	1-5	0-0
Air Force	0-8	.000	196	366	0-4	0-4	2-10	.167	296	480	2-5	0-5	0-0

2013 FINAL MOUNTAIN WEST STANDINGS: WEST DIVISION													
Team (Coaches/AP)	MW	Pct.	Pts.	Opp.	H	A	Overall	Pct.	Pts.	Opp.	H	A	N
Fresno State*!	7-1	.875	366	242	4-0	3-1	11-2	.846	564	394	7-0	4-1	0-1
San Diego State	6-2	.750	256	256	3-1	3-1	8-5	.615	387	412	3-3	4-2	1-0
UNLV	5-3	.625	270	241	2-2	3-1	7-6	.538	389	414	4-3	3-2	0-1
San José State	5-3	.625	276	286	2-2	3-1	6-6	.500	389	421	3-3	3-3	0-0
Nevada	3-5	.375	237	258	3-1	0-4	4-8	.333	323	413	4-2	0-6	0-0
Hawai'i	0-8	.000	225	318	0-4	0-4	1-11	.083	329	465	1-5	0-6	0-0

(The Mountain West introduced divisions and the inaugural championship game between the two division champions for the 2013 season)

2012 FINAL MOUNTAIN WEST STANDINGS													
Team (Coaches/AP)	MW	Pct.	Pts.	Opp.	H	A	Overall	Pct.	Pts.	Opp.	H	A	N
Boise State! (14/18)	7-1	.875	266	130	3-1	4-0	11-2	.846	393	205	5-1	5-1	1-0
Fresno State!	7-1	.875	326	174	4-0	3-1	9-4	.692	493	310	6-0	3-3	0-1
San Diego State!	7-1	.875	284	187	4-0	3-1	9-4	.692	427	317	6-2	3-2	0-0
Air Force	5-3	.625	226	223	4-0	1-3	6-7	.462	356	377	5-1	1-5	0-1
Nevada	4-4	.500	303	279	1-3	3-1	7-6	.538	492	439	2-4	5-1	0-1
Wyoming	3-5	.375	212	269	1-3	2-2	4-8	.333	322	401	1-5	3-3	0-0
Colorado State	3-5	.375	186	253	3-1	0-4	4-8	.333	254	363	3-3	0-5	1-0
UNLV	2-6	.250	174	249	2-2	0-4	2-11	.154	286	424	2-5	0-6	0-0
New Mexico	1-7	.125	193	250	0-4	1-3	4-9	.308	335	393	2-4	2-5	0-0
Hawai'i	1-7	.125	167	323	1-3	0-4	3-9	.250	254	428	3-3	0-6	0-0

(Fresno State joined the MW in 2012)

* - divisional champion
! - Mountain West Champion



FRESNO STATE IN THE TOP 25

USA TODAY COACHES POLL

Year	Date	Rank	Record
1985	Final (1/5)	#23	11-0-1
1986	Sept 23	#20	2-0
	Sept. 30	#20	3-0
1989	Nov. 6	#25	9-0
	Nov. 13	#23	10-0
1990	Sept. 24	#24	4-0
	Oct. 1	#24	5-0
1991	Oct. 14	#25	5-0
	Oct. 22	#22	6-0
	Oct. 28	#23	7-0
	Nov. 11	#25	8-1
	Nov. 18	#23	9-1
	Nov. 25	#25	10-1
1992	Final	#22	9-4
1993	Sept. 19	#25	2-1
	Sept. 26	#24	3-1
	Oct. 3	#23	3-1
	Dec. 5	#25	8-3
2001	Sept. 10	#15	3-0
	Sept. 24	#13	4-0
	Oct. 1	#11	5-0
	Oct. 8	#10	5-0
	Oct. 15	#10	6-0
	Oct. 22	#19	6-1
	Nov. 12	#25	8-2
	Nov. 19	#22	9-2
	Nov. 26	#21	10-2
	Dec. 3	#19	11-2
	Dec. 10	#20	11-2
2004	Sept. 12	#20	2-0
	Sept. 19	#17	3-0
	Sept. 26	#17	3-0
	Final	#22	9-3
2005	Sept. 4	#24	0-0
	Sept. 11	#25	1-0
	Sept. 23	#24	5-1
	Sept. 30	#22	6-1
	Nov. 6	#20	7-1
	Nov. 11	#16	8-1
	Nov. 20	#16	8-2
	Nov. 27	#22	8-3
2008	Preseason	#25	0-0
	Aug. 31	#21	1-0
	Sept. 7	#21	1-0
	Sept. 21	#24	2-1
	Sept. 28	#21	3-1
2013	Sept. 15	#25	2-0
	Sept. 22	#23	3-0
	Sept. 29	#22	4-0
	Oct. 6	#22	5-0
	Oct. 13	#19	5-0
	Oct. 20	#18	6-0
	Oct. 27	#18	7-0
	Nov. 3	#17	8-0
	Nov. 10	#14	9-0
	Nov. 17	#16	9-0

	Nov. 24	#13	10-0
	Dec. 1	#22	10-1
	Dec. 8	#20	11-1
2018	Oct. 28	#23	7-1
	Nov. 4	#17	8-1
	Nov. 18	#23	9-2
	Nov. 25	#23	10-2
	Dec. 2	# 21	11-2
	Final	#18	12-2
2021	Sept. 19	#25	3-1
	Sept. 26	#21	4-1
2022	Final	#24	10-4

ASSOCIATED PRESS

Year	Date	Rank	Record
1942	Nov. 2	#18	7-0
1986	Sept. 30	#19	3-0
1989	Oct. 31	#25	8-0
	Nov. 6	#24	9-0
	Nov. 13	#23	10-0
1990	Sept 24	#24	4-0
	Oct. 1	#24	5-0
1991	Oct. 28	#25	7-0
1992	Final (1/2)	#24	9-4
1993	Preseason	#25	0-0
	Dec. 5	#25	8-3
2001	Sept. 3	#19	2-0
	Sept. 10	#11	3-0
	Sept. 24	#10	4-0
	Oct. 1	#10	5-0
	Oct. 8	#8	5-0
	Oct. 15	#8	6-0
	Oct. 22	#18	6-1
	Nov. 19	#23	9-2
	Nov. 26	#21	10-2
	Dec. 3	#21	11-2
	Dec. 10	#21	11-2
2004	Sept. 12	#19	2-0
	Sept. 19	#17	3-0
	Sept. 26	#17	3-0
	Final	#22	9-3
2005	Preseason	#24	0-0
	Sept. 4	#24	0-0
	Sept. 11	#23	1-0
	Oct. 16	#24	4-1
	Oct. 23	#22	5-1
	Oct. 30	#21	6-1
	Nov. 6	#20	7-1
	Nov. 11	#16	8-1
	Nov. 20	#16	8-2
	Nov. 27	#23	8-3
2008	Aug. 31	#21	1-0
	Sept. 7	#21	1-0
	Sept. 14	#25	1-1
	Sept. 21	#25	2-1
	Sept. 28	#22	3-1

2013	Sept. 22	#25	3-0
	Sept. 29	#23	4-0
	Oct. 6	#21	5-0
	Oct. 13	#17	5-0
	Oct. 20	#15	6-0
	Oct. 27	#16	7-0
	Nov. 3	#17	8-0
	Nov. 10	#16	9-0
	Nov. 17	#15	9-0
	Nov. 24	#16	10-0
	Dec. 1	#24	10-1
	Dec. 8	#21	11-1
2017	Nov. 26	#25	9-3
2018	Oct. 28	#20	7-1
	Nov. 4	#16	8-1
	Nov. 25	#25	10-2
	Dec. 2	#19	11-2
	Final	#18	12-2
2021	Sept. 19	#22	3-1
	Sept. 26	#18	4-1
	Oct. 31	#25	7-2
2022	Final	#24	10-4

COLLEGE FOOTBALL PLAYOFF

**instituted in 2014*

Year	Date	Rank	Record
2017	Nov. 28	#25	9-3
2018	Oct. 30	#23	7-1
	Nov. 6	#23	8-1
	Nov. 27	#25	10-2
	Final (12/2)	#21	11-2
2021	Nov. 2	#23	7-2

UPI COACHES POLL

Year	Date	Rank	Record
1985	Final	#16	11-0-1
1992	Final	#23	9-4



FRESNO STATE VS THE TOP 25

Date	Opponent	Rank	Result
9/17/22	at USC	7	L, 45-17
10/30/21	at San Diego State	21	W, 30-20
9/18/21	at UCLA	13	W, 40-37
9/4/21	at Oregon	11	L, 31-24
12/1/18	at Boise State	19	W, 19-16^{OT}
11/25/17	Boise State	23	W, 28-17
9/16/17	at Washington	12	L, 48-16
9/9/17	at Alabama	4	L, 41-10
9/19/15	Utah	21	L, 45-24
9/12/15	at Ole Miss	14	L, 73-21
12/6/14	at Boise State [^]	22	L, 28-14
9/13/14	Nebraska	21	L, 55-19
8/30/14	at USC	15	L, 52-13
10/13/12	at Boise State	22	L, 20-10
9/8/12	at Oregon	4	L, 42-25
10/7/11	Boise State	5	L, 57-7
9/10/11	at Nebraska	10	L, 42-29
11/19/10	at Boise State	3	L, 51-0
11/14/10	Nevada	21	L, 35-34
9/26/09	at Cincinnati	14	L, 28-20
9/18/09	Boise State	8	L, 51-34
11/28/08	at Boise State	8	L, 61-10
9/13/08	Wisconsin	10	L, 13-10
11/10/07	at Hawai'i	14	L, 37-30
9/8/07	at Texas A&M	23	L, 47-45 ^{3OT}
11/1/06	at Boise State	14	L, 45-21
10/21/06	at LSU	14	L, 38-6
9/9/06	Oregon	20	L, 31-24
11/19/05	at USC	1	L, 50-42
12/27/04	vs. Virginia	18	W, 37-34^{OT}
10/23/04	at Boise State	16	L, 33-16
9/12/04	at Kansas State	13	W, 45-21
11/21/03	Boise State	20	L, 31-17
9/13/03	at Oklahoma	1	L, 52-28
8/30/03	at Tennessee	12	L, 24-6
9/7/02	at Oregon	13	L, 28-24
8/23/02	at Wisconsin	25	L, 23-21
9/8/01	at Wisconsin	23	W, 32-20
9/2/01	Oregon State	10	W, 44-24
9/9/00	at UCLA	16	L, 24-21
9/2/00	at Ohio State	15	L, 43-10
9/18/99	at UCLA	21	L, 35-21
9/12/98	at Colorado	16	L, 29-21
10/18/97	at Air Force	17	W, 20-17
9/7/96	at Auburn	18	L, 62-0
11/19/94	Colorado State	10	L, 44-42
10/8/94	BYU	22	L, 32-30
8/29/94	vs. Ohio State*	20	L, 34-10
12/29/92	vs. USC!	23	W, 24-7



Fresno State defeated then-No. 13 UCLA in Pasadena, Calif. 40-37 on Sept. 19, 2021.

Quarterback Jake Haener led the Bulldogs to their come-from-behind victory with 455 yards passing and two touchdowns. Behind Haener leading the offense, Fresno State scored two touchdowns in the final 2:55 of game clock time. UCLA was left stunned as Haener connected with Jalen Cropper at the 14 second mark to take a 40-37 lead. UCLA's final pass attempt was batted down when time expired.

Fresno State won its fourth-straight meeting with UCLA, dating back to 2003.



Fresno State defeated then-No. 23 Boise State 19-16 in an overtime battle in Boise, Id. on Dec. 1 in the 2018 Mountain West Championship Game. It was Fresno State's first win on the blue turf and first win at Boise State since 1984.

Knowing they needed at least three points, QB Marcus McMaryion found TE Jared Rice across the middle of the field on second down for a 16-yard gain. RB Ronnie Rivers then found a hole and picked up eight yards on the next play to put the Bulldogs at the 1-yard line with second down coming up. After being stopped for no gain, McMaryion pitched out to Rivers on third down as the sophomore back scampered into the end zone for the win.



On Sept. 2, 2001, Fresno State defeated then-No. 10 Oregon State at Bulldog Stadium. The win still stands as the highest ranked win in program history.

The Bulldogs were led offensively by future No. 1 overall NFL Draft pick David Carr. Carr threw for 340 yards and four touchdowns as Fresno State repeatedly struck with its big-play offense to upset No. 10 Oregon State, 44-24.

ALL-TIME SERIES RECORDS

ABILENE CHRISTIAN

Fresno State leads 3-2
(H:3-1 A: 0-1)

Date	Winner	Score	Site
10/8/60	Fresno State	W 20-19	H
11/11/61	Fresno State	W 21-7	H
10/6/62	Abilene Christian	L 14-26	A
11/23/63	Abilene Christian	L 29-32	H
9/3/15	Fresno State	W 34-13	H

AIR FORCE

Air Force leads 7-3
(H: 2-3, A: 1-3, N: 0-1)

Intra-Conference: 3-6 (2-3 WAC, 1-3 MW)

Date	Winner	Score	Site
10/16/93	Fresno State	W 33-20	H
10/22/94	Air Force	L 42-7	A
10/28/95	Air Force	L 31-20	H
11/16/96	Air Force	L 44-38 ^{OT}	H
10/18/97	Fresno State	W 20-17	A
12/31/00	Air Force	L 37-34	(1)
11/24/12	Fresno State	W 48-15	H
10/24/15	Air Force	L 42-14	A
10/28/16	Air Force	L 31-21	H
10/12/19	Air Force	L 43-24	A

1 - Silicon Valley Football Classic I (San Jose, Calif.)

ALABAMA

Alabama leads 1-0
(A: 0-1)

Date	Winner	Score	Site
9/9/17	Alabama	L 41-10	A

ARIZONA

Fresno State leads 2-0
(A: 2-0)

Date	Winner	Score	Site
11/21/81	Fresno State	W 23-17	A
9/1/84	Fresno State	W 27-22	A

ARIZONA STATE

Arizona State leads 3-1
(H: 0-1, A: 0-2, N: 1-0)

Date	Winner	Score	Site
11/11/31	Arizona State	L 0-7	H
11/4/33	Arizona State	L 7-21	A
11/20/41	Arizona State	L 7-26	A
12/15/18	Fresno State	W 31-20	(1)

1 - Mitsubishi Motors Las Vegas Vegas Bowl

AUBURN

Auburn leads 1-0
(A: 0-1)

Date	Winner	Score	Site
9/7/96	Auburn	L 0-62	A

BALL STATE

Fresno State leads 1-0
(H: 1-0)

Date	Winner	Score	Site
12/9/89	Fresno State	W 27-6	H*

* Cal bowl IX (Fresno, Calif.)

BAYLOR

Baylor leads 2-0
(H: 0-1, A: 0-1)

Date	Winner	Score	Site
9/4/93	Baylor	L 39-42	A
9/6/97	Baylor	L 35-37	H

BOISE STATE

Boise State leads 17-8
(H: 4-6, A: 2-11)

Intra-Conference: 3-14 (1-9 WAC, 2-4 MW)

Date	Winner	Score	Site
9/17/77	Fresno State	W 42-7	H
9/8/84	Fresno State	W 37-21	A
11/2/96	Fresno State	W 41-7	H
10/19/01	Boise State	L 30-35	H
10/18/02	Boise State	L 21-67	A
11/21/03	Boise State	L 17-31	H
10/23/04	Boise State	L 16-33	A

11/10/05	Fresno State	W 27-7	H
11/1/06	Boise State	L 21-45	A
10/26/07	Boise State	L 21-34	H
11/28/08	Boise State	L 10-61	A
9/18/09	Boise State	L 34-51	H
11/19/10	Boise State	L 0-51	A
10/7/11	Boise State	L 7-57	H
10/13/12	Boise State	L 10-20	A
9/20/13	Fresno State	W 41-40	H
10/17/14	Boise State	L 27-37	A
12/6/14	Boise State	L 14-28	(1)
11/25/17	Fresno State	W 28-17	H
12/2/17	Boise State	L 17-14	(1)
11/9/18	Boise State	L 24-17	A
12/1/18	Fresno State	W 19-16 ^{OT}	(1)
11/6/21	Boise State	L 40-14	H
10/8/22	Boise State	L 40-20	A
12/3/22	Fresno State	W 28-16	(1)

\$ Jim Sweeney's 200th career victory
1 - Mountain West Championship Game (Boise, Idaho)

BOWLING GREEN

Fresno State leads 3-2
(H: 0-1, N: 3-1)

Date	Winner	Score	Site
11/23/61	Fresno State	W 36-6	(1)
12/18/82	Fresno State	W 29-28	H#
9/10/83	Bowling Green	L 27-35	H
12/14/85	Fresno State	W 51-7	H#
12/14/91	Bowling Green	L 21-28	H#

1 - Mercy Bowl (Los Angeles, Calif.)
Cal Bowl II (Fresno, Calif.)

BYU

Fresno State leads 6-5
(H: 4-2, A: 2-3)

Date	Winner	Score	Site
9/22/56	Fresno State	W 26-13	A
11/9/57	Fresno State	W 27-14	H
9/20/58	BYU	L 7-29	A
9/26/59	Fresno State	W 27-16	H
10/10/92	BYU	L 24-36	A
10/23/93	Fresno State	W 48-45	A
10/8/94	BYU	L 30-32	H
11/25/95	BYU	L 28-45	H
10/3/98	Fresno State	W 31-21	H
11/21/15	BYU	L 10-52	A
11/4/17	Fresno State	W 20-13	H

CALIFORNIA

Fresno State leads 2-1
(H: 1-0, A: 1-0, N: 0-1)

Date	Winner	Score	Site
9/9/95	Fresno State	W 25-24	A
9/23/00	Fresno State	W 17-3	H
9/3/11	California	L 21-36	N

N - Candlestick Park (San Francisco, Calif.)

CAL POLY

Fresno State leads 34-10-2
(H: 23-4-2, A: 11-6)

Date	Winner	Score	Site
11/4/22	Fresno State	W 20-0	H
11/15/24	Fresno State	W 22-6	A
9/29/28	Fresno State	W 37-0	H
9/15/45	TIED	T 6-6	H
10/13/45	Fresno State	W 24-0	A
10/11/47	Fresno State	W 14-6	H
10/9/48	Cal Poly	L 14-26	A
9/24/49	Fresno State	W 20-7	H
9/23/50	Fresno State	W 31-7	A
10/20/51	Fresno State	W 42-19	H
9/26/53	Cal Poly	L 6-27	H
11/7/54	Fresno State	W 16-13	H
11/12/55	Fresno State	W 34-6	A
11/10/56	Fresno State	W 21-13	H
10/19/57	Cal Poly	L 7-14	A
10/18/58	Fresno State	W 14-0	H
10/24/59	Fresno State	W 28-13	A
10/15/60	Fresno State	W 33-0	H
10/14/61	Fresno State	W 42-13	A
10/13/62	Fresno State	W 51-6	H
10/19/63	Fresno State	W 28-0	A
10/17/64	Fresno State	W 23-13	H

10/16/65	Fresno State	W 20-14	A
10/15/66	Fresno State	W 14-7	H
10/14/67	Fresno State	W 41-14	A
10/19/68	Fresno State	W 17-0	H
10/18/69	Cal Poly	L 17-21	A
10/17/70	Fresno State	W 23-17	H
10/16/71	Fresno State	W 13-10	A
10/14/72	TIED	T 24-24	H
10/27/73	Cal Poly	L 14-28	A
9/28/74	Cal Poly	L 13-17	H
10/4/75	Cal Poly	L 7-24	A
10/16/76	Cal Poly	L 15-17	H
10/1/77	Fresno State	W 52-3	A
9/30/78	Cal Poly	L 12-24	H
10/6/79	Cal Poly	L 0-26	A
10/4/80	Fresno State	W 31-25	H
9/11/82	Fresno State	W 26-6	H
10/29/83	Fresno State	W 30-7	H
9/15/84	Fresno State	W 14-0	H
9/28/85	Fresno State	W 59-10	H
10/2/10	Fresno State	W 38-17	H
9/7/13	Fresno State	W 41-25	H
9/11/21	Fresno State	W 63-10	H
9/1/22	Fresno State	W 35-7	H

CENTRAL ARKANSAS

Fresno State leads 2-1

Date	Winner	Score	Site
12/25/37	Fresno State	W 27-26	(1)
10/15/38	Fresno State	W 34-0	H
12/7/40	Central Arkansas	L 0-13	A

1 - Little All-American Bowl (Los Angeles, Calif.)
known as Arkansas State Teachers College in '37, '38 & '40

CINCINNATI

Series tied 1-1
(H: 1-0, A: 0-1)

Date	Winner	Score	Site
9/26/09	Cincinnati	L 20-28	A
9/4/10	Fresno State	W 28-14	H

COLORADO

Colorado leads 4-2
(H: 1-0; A: 1-3, N: 0-1)

Date	Winner	Score	Site
9/25/65	Colorado	L 7-10	A
9/10/88	Colorado	L 3-45	A
12/25/93	Colorado	L 30-41	(1)
9/12/98	Colorado	L 21-29	A
8/26/01	Fresno State	W 24-22	A
9/15/12	Fresno State	W 69-14	H

1 - Jeep Eagle Aloha Bowl (Honolulu, Hawaii')

COLORADO STATE

Colorado State leads 10-6
(H: 4-5, A: 2-4, N: 0-1)

Intra-Conference: 3-7 (1-4 WAC, 2-3 MW)

Date	Winner	Score	Site
9/19/92	Fresno State	W 52-21	H
10/9/93	Colorado State	L 34-32	A
11/19/94	Colorado State	L 44-42	H
11/9/96	Colorado State	L 42-20	H
11/8/97	Colorado State	L 41-3	A
10/9/99	Fresno State	W 44-13	H
10/13/01	Fresno State	W 25-22	A
10/4/02	Fresno State	W 32-30	H
10/4/03	Colorado State	L 34-10	A
9/30/06	Colorado State	L 35-23	H
12/20/08	Colorado State	L 40-35	(1)
10/16/12	Fresno State	W 28-7	A
11/28/15	Colorado State	L 34-31	H
11/5/16	Colorado State	L 37-0	A
10/26/19	Colorado State	L 41-31	H
10/29/20	Fresno State	W 38-17	H

1 - New Mexico Bowl (Albuquerque, N.M.)

DRAKE

Drake leads series 1-0
(H: 0-1)

Date	Winner	Score	Site
1/1/46	Drake	L 12-13	H*

* 1945 Raisin Bowl (Fresno, Calif.)

EASTERN MICHIGAN

Fresno State leads 1-0

Date	Winner	Score	Site
9/1/90	Fresno State	W 41-10	H

EASTERN WASHINGTON

First Meeting in 2023

Date	Winner	Score	Site
------	--------	-------	------

GEORGIA TECH

Fresno State leads 2-0
(N: 2-0)

Date	Winner	Score	Site
12/31/02	Fresno State	W 30-21	(1)
12/31/07	Fresno State	W 40-28	(2)

1 - Silicon Valley Football Classic III (San Jose, Calif.)
2 - Roady's Humanitarian Bowl (Boise, Idaho)

HAWAII

Fresno State leads 30-24-1
(H: 16-9-1, A: 14-15)

Intra-Conference: 17-14 (9-11 WAC, 8-3 MW)

Date	Winner	Score	Site
11/18/38	Fresno State	W 15-13	H
12/2/39	Fresno State	W 38-2	A
1/1/41	Fresno State	W 3-0	(1)
11/11/46	Hawaii	L 7-2	H
12/6/47	Hawaii	L 27-13	A
12/2/49	Hawaii	L 41-14	A
10/6/50	Fresno State	W 34-20	H
9/25/54	Hawaii	L 25-20	H
11/26/55	Fresno State	W 20-18	A
10/27/56	Fresno State	W 39-20	H
11/22/57	Fresno State	W 31-8	A
11/27/59	Fresno State	W 22-13	A
9/24/60	Fresno State	W 17-7	H
10/3/64	Fresno State	W	

ALL-TIME SERIES RECORDS

HOUSTON

Fresno State leads 1-0
(N: 1-0)

Date	Winner	Score	Site
12/24/17	Fresno State	W 33-27	(1)

1 - Hawai'i Bowl (Honolulu, HI)

IDAHO

Fresno State leads 12-4
(H: 6-2, A: 6-2)

Date	Winner	Score	Site
11/28/46	Fresno State	W 13-12	H
11/3/56	Idaho	L 12-24	H
10/26/57	Idaho	L 6-20	A
9/21/63	Idaho	L 8-32	A
9/23/67	Idaho	L 14-30	H
11/18/78	Fresno State	W 41-28	A
9/8/79	Fresno State	W 30-10	H
10/22/05	Fresno State	W 40-10	A
11/18/06	Fresno State	W 34-0	H
10/13/07	Fresno State	W 37-24	A
10/11/08	Fresno State	W 45-32	H
11/7/09	Fresno State	W 31-21	A
11/27/10	Fresno State	W 23-20	H
9/24/11	Fresno State	W 48-24	A
10/5/13	Fresno State	W 61-14	A
9/1/18	Fresno State	W 79-13	H

IDAHO STATE

Idaho State leads 2-1
(H: 1-1, A: 0-1)

Date	Winner	Score	Site
10/10/64	Idaho State	L 12-20	A
9/21/68	Idaho State	L 23-38	H
10/29/77	Fresno State	W 28-7	H

ILLINOIS

Fresno State leads 2-0
(H: 1-0, A: 1-0)

Date	Winner	Score	Site
12/5/09	Fresno State	W 53-52	A
12/3/10	Fresno State	W 25-23	H

INCARNATE WORD

Fresno State leads 1-0
(H: 1-0)

Date	Winner	Score	Site
9/2/17	Fresno State	W 66-0	H

KANSAS STATE

Fresno State leads 2-0
(H: 1-0, A: 1-0)

Date	Winner	Score	Site
9/12/04	Fresno State	W 45-21	A
11/24/07	Fresno State	W 45-29	H

KENT STATE

First Meeting in 2023

Date	Winner	Score	Site
------	--------	-------	------

LOUISIANA-LAFAYETTE

Louisiana-Lafayette leads 2-1
(H: 1-0, A: 0-2)

Date	Winner	Score	Site
9/11/76	UL-Lafayette	L+ 14-41	A
9/6/77	UL-Lafayette	L 13-34	A
9/20/80	Fresno State	W 16-14	H

+ Indicates forfeit (does not alter record)

LOUISIANA-MONROE

Fresno State leads 1-0
(H: 1-0)

Date	Winner	Score	Site
9/2/95	Fresno State	W 31-17	H

LOUISIANA STATE

LSU leads 1-0
(A: 0-1)

Date	Winner	Score	Site
10/21/06	LSU	L 6-38	A

LOUISIANA TECH

Fresno State leads 9-4
(H: 6-2, A: 3-2)

Date	Winner	Score	Site
9/27/86	Fresno State	W 34-10	H
10/3/92	Fresno State	W 48-14	H
9/29/01	Fresno State	W 38-28	H
12/5/02	Fresno State	W 45-13	A
9/20/03	Fresno State	W 16-6	H
10/2/04	Louisiana Tech	L 21-28	A
12/2/05	Louisiana Tech	L 28-40	H
11/24/06	Fresno State	W 34-27	A
9/29/07	Fresno State	W 17-6	H
11/1/08	Louisiana Tech	L 35-38	A
11/21/09	Fresno State	W 30-28	H
11/6/10	Fresno State	W 40-34	A
11/5/11	Louisiana Tech	L 21-41	H

MCNEESE STATE

Series tied 1-1
(H: 1-0, A: 0-1)

Date	Winner	Score	Site
9/9/78	McNeese State	L 16-21	A
9/24/88	Fresno State	W 49-0	H

MICHIGAN STATE

Michigan State leads 1-0
(N: 0-1)

Date	Winner	Score	Site
12/31/01	Michigan State	L 35-44	(1)

1 - Silicon Valley Football Classic II (San Jose, Calif.)

MINNESOTA

Minnesota leads 2-0
(H: 0-1, A: 0-1)

Date	Winner	Score	Site
9/8/18	Minnesota	L 21-14	A
9/7/19	Minnesota	L 38-35 ²⁰¹⁷	H

MISSISSIPPI

Mississippi leads 3-0
(H: 0-1, A: 0-2)

Date	Winner	Score	Site
9/25/10	Mississippi	L 38-55	A
10/1/11	Mississippi	L 28-38	H
9/12/15	Mississippi	L 21-73	A

MONTANA

Fresno State leads 1-0
(H: 1-0)

Date	Winner	Score	Site
9/9/89	Fresno State	W 52-37	H

MONTANA STATE

Montana State leads 16-11
(H: 6-9, A: 5-7)

Date	Winner	Score	Site
9/21/57	Montana State	L 14-27	H
11/19/60	Montana State	L 20-22	H
9/23/61	Fresno State	W 16-13	A
11/24/62	Montana State	L 20-21	H
9/28/63	Montana State	L 7-29	A
9/26/64	Montana State	L 13-27	A
10/9/65	Fresno State	W 25-14	H
10/1/66	Montana State	L 6-55	A
9/30/67	Montana State	L 20-21	H
11/16/68	Fresno State	W 31-16	H
9/27/69	Fresno State	W 28-20	A
9/26/70	Montana State	L 12-26	H
9/25/71	Montana State	L 28-37	A
11/18/72	Montana State	L 6-10	H
9/29/73	Montana State	L 6-38	A
9/21/74	Montana State	L 7-14	H
9/27/75	Fresno State	W 34-17	A
9/25/76	Fresno State	W 24-10	H
9/24/77	Montana State	L 14-24	A
11/11/78	Montana State	L 14-35	H
9/15/79	Fresno State	W 22-20	A
11/15/80	Fresno State	W 21-14	H
9/19/81	Montana State	L 26-30	A
11/13/82	Fresno State	W 45-14	H
10/15/83	Fresno State	W 31-12	A
11/17/84	Montana State	L 31-35	H

9-6-86 Fresno State W 55-2 H

NEBRASKA

Nebraska leads 3-0
(H: 0-1; A: 0-2)

Date	Winner	Score	Site
9/10/11	Nebraska	L 42-29	A
9/13/14	Nebraska	L 55-19	H
9/3/16	Nebraska	L 43-10	A

NEVADA

Fresno State leads 31-22-1
(H: 17-10, A: 14-12-1)

Intra-Conference: (7-5 WAC, 7-4 MW)

Date	Winner	Score	Site
11/10/23	Nevada	L 46-3	A
10/11/24	Nevada	L 16-0	A
11/7/25	Nevada	L 60-6	A
10/9/26	Nevada	L 28-6	H
10/15/27	Fresno State	W 10-7	H
11/10/28	TIED	T 12-12	A
10/19/29	Nevada	L 48-0	A
11/27/30	Fresno State	W 6-0	H
10/24/31	Nevada	L 31-13	A
11/24/32	Nevada	L 7-0	H
11/29/34	Fresno State	W 33-0	H
11/11/35	Fresno State	W 27-6	A
11/26/36	Fresno State	W 46-8	H
11/6/37	Fresno State	W 46-8	A
10/22/38	Fresno State	W 27-0	A
10/14/39	Fresno State	W 45-0	H
11/2/40	Fresno State	W 7-6	H
10/18/41	Fresno State	W 6-3	A
11/7/42	Fresno State	W 33-0	H
11/3/45	Nevada	L 7-4	A
11/1/48	Nevada	L 53-7	H
10/22/49	Nevada	L 34-13	A
11/8/52	Fresno State	W 59-32	A
10/17/53	Fresno State	W 47-7	H
10/16/54	Fresno State	W 52-6	A
10/15/55	Fresno State	W 42-9	H
10/16/82	Nevada	L 40-26	L
9/17/83	Fresno State	W 24-22	H
11/5/94	Nevada	L 62-35	H
9/26/98	Nevada	L 27-24	H
9/25/99	Fresno State	W 49-24	A
10/14/00	Fresno State	W 58-21	H
11/17/01	Fresno State	W 61-14	A
11/16/02	Fresno State	W 27-10	H
11/8/03	Fresno State	W 27-10	A
11/20/04	Fresno State	W 54-17	H
11/26/05	Nevada	L 28-25	A
9/1/06	Fresno State	W 28-19	H
10/6/07	Fresno State	W 49-41	A
11/7/08	Nevada	L 41-28	H
11/4/09	Nevada	L 52-14	A
11/13/10	Nevada	L 35-34	H
10/22/11	Nevada	L 45-38	A
11/10/12	Fresno State	W 52-36	A
11/2/13	Fresno State	W 41-23	H
11/22/14	Fresno State	W 40-20	A
11/5/15	Nevada	L 30-16	H
10/8/16	Nevada	L 27-22	A
9/30/17	Fresno State	W 41-21	H
10/6/18	Fresno State	W 21-3	A
11/23/19	Nevada	L 35-28	H
12/5/20	Nevada	L 37-26	A
10/23/21	Fresno State	W 34-32	H
11/19/22	Fresno State	W 41-14	A

NEW MEXICO

Fresno State leads 15-5
(H: 8-1, A: 7-3, N: 0-1)

Intra-Conference: 11-2 (4-1 WAC, 7-1 MW)

Date	Winner	Score	Site
11/8/47	New Mexico	L 3-34	A
10/30/48	Fresno State	W 20-14	H
9/13/75	New Mexico	L 0-29	A
9/3/88	Fresno State	W 68-21	A
11/18/89	New Mexico	L 22-45	A
9/8/90	Fresno State	W 24-17	H
10/5/91	Fresno State	W 94-17	H
10/24/92	Fresno State	W 31-28	H
9/18/93	Fresno State	W 41-24	A

10/29/94	New Mexico	L 32-49	H
10/7/95	Fresno State	W 51-34	H
10/31/98	Fresno State	W 28-20	A
10/27/12	Fresno State	W 49-32	A
11/23/13	Fresno State	W 69-28	H
9/26/14	Fresno State	W 35-24	A
10/14/17	Fresno State	W 38-0	H
10/20/18	Fresno State	W 38-7	A
12/12/20	New Mexico	L 49-39	(1)
11/13/21	Fresno State	W 34-7	H
10/22/22	Fresno State	W 41-9	A

1 - UNM relocated program to Las Vegas due to COVID-19 pandemic

NEW MEXICO STATE

Fresno State leads 18-1
(H: 8-0, A: 10-1)

Date	Winner	Score	Site
9/23/72	Fresno State	W 49-17	A
10/5/74	Fresno State	W 9-7	A
11/13/76	Fresno State	W 44-0	H
9/29/84	Fresno State	W 53-24	H
10/19/85	Fresno State	W 48-21	A
10/11/86	Fresno State	W 17-14	H
11/21/87	Fresno State	W 34-10	A
9/17/88	Fresno State	W 41-0	H
11/11/89	Fresno State	W 45-5	A
9/22/90	Fresno State	W 42-3	H
10/19/91	Fresno State	W 42-28	A
10/8/05	Fresno State	W 37-7	A
11/1/06	Fresno State	W 23-18	H
11/30/07	Fresno State	W 30-23	A
11/15/08	Fresno State	W 24-17	H
10/24/09	Fresno State	W 34-3	A
10/16/10	Fresno State	W 33-10	H
11/12/11	New Mexico State	L 48-45	A
9/28/19	Fresno State	W 34-17	A

NORTH DAKOTA

Fresno State leads 1-0
(H: 1-0)

Date	Winner	Score	Site
9/17/11	Fresno State	W 27-22	H

NORTHERN ARIZONA

Fresno State leads 7-1-

ALL-TIME SERIES RECORDS

OKLAHOMA STATE

Oklahoma State leads 1-0

(A: 0-1)

Date	Winner	Score	Site
9/13/97	Oklahoma State	L 0-35	A

OREGON

Oregon leads 8-2

(H: 1-2, A: 1-6)

Date	Winner	Score	Site
9/5/81	Fresno State	W 23-16	H
9/18/82	Fresno State	W 10-4	A
8/31/96	Oregon	L 27-30 ^{OT}	H
9/20/97	Oregon	L 40-43 ^{OT}	A
9/7/02	Oregon	L 24-28	A
9/17/05	Oregon	L 34-37	A
9/9/06	Oregon	L 24-31	H
9/15/07	Oregon	L 21-52	A
9/8/12	Oregon	L 25-42	A
9/4/21	Oregon	L 31-24	A

OREGON STATE

Fresno State leads 8-6

(H: 6-1, A: 2-5)

Date	Winner	Score	Site
9/12/81	Oregon State	L 28-31	A
9/21/85	Fresno State	W 33-24	A
9/13/86	Fresno State	W 27-0	H
10/1/88	Oregon State	L 10-21	A
10/7/89	Fresno State	W 35-18	H
9/21/91	Fresno State	W 24-20	A
9/12/92	Oregon State	L 36-46	A
9/11/93	Fresno State	W 48-30	H
9/17/94	Fresno State	W 24-14	H
9/11/99	Oregon State	L 23-46	A
9/2/01	Fresno State	W 44-24	H
9/21/02	Oregon State	L 19-49	A
9/5/03	Fresno State	W 16-14	H
9/10/22	Oregon State	L 35-32	H

PORTLAND STATE

Fresno State leads 6-0

(H: 5-0, A: 1-0)

Date	Winner	Score	Site
10/5/68	Fresno State	W 30-13	A
11/22/69	Fresno State	W 28-22	H
8/30/97	Fresno State	W 35-7	H
9/4/99	Fresno State	W 34-6	H
9/27/03	Fresno State	W 42-16	H
9/19/04	Fresno State	W 27-17	H

PURDUE

First Meeting in 2023

Date	Winner	Score	Site
------	--------	-------	------

RICE

Fresno State leads 6-1

(H: 3-0, A: 3-0; N: 0-1)

Date	Winner	Score	Site
11/6/99	Fresno State	W 47-18	H
10/5/00	Fresno State	W 27-24	A
11/3/01	Fresno State	W 52-24	H
9/28/02	Fresno State	W 31-28	A
10/25/03	Fresno State	W 31-28	H
11/6/04	Fresno State	W 52-21	A
12/24/14	Rice	L 6-30	(1)

(1) - Hawai'i Bowl (Honolulu, Hawai'i)

RUTGERS

Fresno State leads 2-0

(H: 1-0; A: 1-0)

Date	Winner	Score	Site
9/1/08	Fresno State	W 24-7	A
8/29/13	Fresno State	W 52-51 ^{OT}	H

SACRAMENTO STATE

Fresno State leads 4-0

(H: 4-0)

Date	Winner	Score	Site
9/9/72	Fresno State	W 24-7	H
9/1/07	Fresno State	W 24-3	H
9/10/16	Fresno State	W 31-3	H
9/28/19	Fresno State	W 34-20	H

SAN DIEGO STATE

San Diego State leads 30-27-4

(H: 15-13-2, A: 12-17-2)

Intra-Conference: 22-22-4

(11-9-4 CCAA; 1-6 PCAA; 3-4 WAC; 7-3 MW)

Date	Winner	Score	Site
11/29/23	San Diego State	L 12-2	A
11/27/24	Fresno State	W 7-0	H
10/30/26	Fresno State	W 28-7	A
12/5/31	San Diego State	L 15-0	H
10/25/40	TIED	T 0-0	A
10/25/41	Fresno State	W 26-0	H
10/11/42	Fresno State	W 66-0	A
10/27/45	San Diego State	L 7-0	H
10/26/46	San Diego State	L 7-0	A
11/1/47	TIED	T 7-7	H
11/6/48	Fresno State	W 7-6	H
11/5/49	San Diego State	L 18-7	H
10/21/50	TIED	T 20-20	A
11/3/51	San Diego State	L 13-7	H
11/1/52	Fresno State	W 49-33	A
10/31/53	TIED	T 27-27	H
10/30/54	Fresno State	W 20-0	A
11/5/55	Fresno State	W 20-6	H
11/17/56	Fresno State	W 50-7	A
11/3/57	Fresno State	W 27-0	H
11/1/58	Fresno State	W 22-20	A
10/31/59	Fresno State	W 38-13	H
10/29/60	Fresno State	W 60-0	A
10/28/61	Fresno State	W 27-6	H
10/27/62	San Diego State	L 29-26	A
11/9/63	San Diego State	L 34-6	H
10/31/64	San Diego State	L 44-6	A
10/30/65	San Diego State	L 26-7	H
10/29/66	San Diego State	L 34-13	A
10/28/67	San Diego State	L 28-21	H
11/2/68	San Diego State	L 42-12	A
11/1/69	San Diego State	L 48-20	H
10/31/70	San Diego State	L 57-14	A
10/30/71	Fresno State	W 17-10	H
10/28/72	San Diego State	L 21-14	A
11/17/73	San Diego State	L 41-6	H
10/12/74	San Diego State	L 24-21	A
10/11/75	San Diego State	L 29-0	H
9/18/76	San Diego State	L 7-3	A
10/8/77	Fresno State	W 34-14	H
10/7/78	San Diego State	L 31-14	A
9/22/79	San Diego State	L 32-23	H
11/21/92	Fresno State	W 45-41	A
11/20/93	Fresno State	W 63-37	H
11/26/94	Fresno State	W 49-42	A
10/14/95	San Diego State	L 48-24	A
11/23/96	San Diego State	L 31-21	A
11/15/97	San Diego State	L 20-19	H
11/7/98	San Diego State	L 10-0	A
8/29/02	Fresno State	W 16-14	H
12/3/11	San Diego State	L 35-28	A
9/29/12	Fresno State	W 52-40	H
10/26/13	Fresno State	W 35-28 ^{OT}	A
10/3/14	Fresno State	W 24-13	H
10/3/15	San Diego State	L 21-7	A
10/14/16	San Diego State	L 17-3	H
10/21/17	Fresno State	W 27-3	A
11/17/18	Fresno State	W 23-14	H
11/15/19	San Diego State	L 17-7	A
10/30/21	Fresno State	W 30-20	A
10/29/22	Fresno State	W 32-28	H

SAN JOSE STATE

Fresno State leads 44-38-3

(H: 26-18-1, A: 18-20-2)

Intra-Conference: 22-7

(3-1 Big West; 14-2 WAC; 5-4 MW)

Date	Winner	Score	Site
11/19/21	San Jose State	L 14-2	H
10/24/25	Fresno State	W 23-7	H
11/6/26	Fresno State	W 34-0	H
11/5/27	Fresno State	W 10-7	H
11/16/29	San Jose State	L 26-14	H
11/15/30	Fresno State	W 27-12	A
10/17/31	Fresno State	W 32-0	H
10/21/32	TIED	T 0-0	A
San Jose State	L 18-0	A	
11/18/33	TIED	T 7-7	H
11/23/39	San Jose State	L 42-7	H
11/16/40	San Jose State	L 14-7	H
11/14/41	TIED	T 0-0	A
11/26/42	Fresno State	W 6-0	H
11/22/46	San Jose State	L 13-2	A
11/27/47	Fresno State	W 21-20	H
11/19/48	San Jose State	L 41-6	A
11/24/49	San Jose State	L 43-7	H
11/3/50	San Jose State	L 33-7	A
10/6/51	San Jose State	L 32-6	H
10/10/52	San Jose State	L 40-6	A
10/3/53	San Jose State	L 27-21	H
11/4/54	San Jose State	L 28-0	A
11/18/55	Fresno State	W 19-13	H
11/22/56	Fresno State	W 30-14	A
11/16/57	Fresno State	W 13-6	H
11/15/58	San Jose State	L 48-6	A
10/17/59	San Jose State	L 40-14	H
11/1/60	Fresno State	W 27-12	A
11/18/61	Fresno State	W 36-27	H
11/10/62	Fresno State	W 20-14	A
11/16/63	San Jose State	L 56-27	H
11/21/64	San Jose State	L 26-14	A
11/20/65	Fresno State	W 24-18	H
11/19/66	Fresno State	W 15-13	A
11/18/67	San Jose State	L 35-30	H
9/28/68	San Jose State	L 25-21	A
11/21/70	Fresno State	W 27-19	A
9/18/71	Fresno State	W 14-7	H
9/30/72	Fresno State	W 23-21	A
9/15/73	San Jose State	L 24-6	H
9/14/74	San Jose State	L 28-7	A
11/1/75	San Jose State	L 21-7	H
10/23/76	San Jose State	L 21-7	A
10/22/77	Fresno State	W 45-24	H
10/21/78	San Jose State	L 26-16	A
10/13/79	San Jose State	L + 35-22	H
10/11/80	San Jose State	L 26-14	A
10/3/81	San Jose State	L 65-33	H
10/23/82	Fresno State	W 39-27	A
10/8/83	San Jose State	L 41-23	H
10/27/84	San Jose State	L 18-17	A
10/12/85	Fresno State	W 37-17	H
10/4/86	San Jose State	L 45-41	A
10/17/87	San Jose State	L 20-16	H
10/29/88	Fresno State	W 17-15	A
11/4/89	Fresno State	W 31-30	H
11/17/90	San Jose State	L 42-7	A
11/23/91	Fresno State	W 31-28	H
9/3/94	Fresno State	W 45-13	H
10/12/96	Fresno State	W 28-18	H
11/1/97	Fresno State	W 53-12	A
11/21/98	Fresno State	W 24-21	H
11/20/99	Fresno State	W 63-12	H
11/25/00	Fresno State	W 37-6	A
11/23/01	Fresno State	W 40-21	H
11/23/02	Fresno State	W 19-16	A
11/15/03	Fresno State	W 41-7	H
11/27/04	Fresno State	W 62-28	A
11/5/05	Fresno State	W 45-7	H
12/2/06	San Jose State	L 24-14	A
10/20/07	Fresno State	W 30-0	H
11/21/08	Fresno State	W 24-10	A
10/17/09	Fresno State	W 41-21	H
10/23/10	Fresno State	W 33-18	A
11/26/11	San Jose State	L 27-24	H
11/19/13	San Jose State	L 62-52	A
11/8/14	Fresno State	W 38-24	H
9/26/15	San Jose State	L 49-23	A
11/26/16	San Jose State	L 16-14	H
10/7/17	Fresno State	W 27-10	A
11/24/18	Fresno State	W 31-13	H
11/30/19	San Jose State	L 17-16	A
11/25/21	Fresno State	W 40-9	A
10/15/22	Fresno State	W 17-10	H

+ Indicates forfeit (does not alter record)

SMU

Fresno State leads 5-2

(H: 3-0, A: 2-1, N: 0-1)

Date	Winner	Score	Site
10/14/99	SMU	L 14-24	A
11/18/00	Fresno State	W 14-7	H
11/10/01	Fresno State	W 38-13	A
10/12/02	Fresno State	W 30-7	H
11/1/03	Fresno State	W 20-11	A
10/30/04	Fresno State	W 42-0	H
12/24/12	SMU	L 10-43	(1)

1 - Sheraton Hawai'i Bowl (Honolulu)

SOUTH DAKOTA STATE

Fresno State leads 1-0

(H: 1-0)

Date	Winner	Score	Site
9/19/64	Fresno State	W 20-14	H

SOUTHERN ILLINOIS

Fresno State leads 2-1

(H: 1-1, A: 1-0)

Date	Winner	Score	Site
11/8/80	Fresno State	W 31-14	A
10/17/81	Southern Illinois	L 18-24	H
10/17/87	Fresno State	W 35-0	H

SOUTHERN UTAH

Fresno State leads 1-0

(H: 1-0)

Date	Winner	Score	Site
9/20/14	Fresno State	W 56-16	H

STANFORD

Stanford leads 3-0

(H: 0-1, A: 0-2)

Date	Winner	Score	Site
9/25/26	Stanford	L 7-44	A
9/17/27	Stanford	L 0-33	A
10/27/28	Stanford	L 0-47	H

TENNESSEE

Tennessee leads

ALL-TIME SERIES RECORDS

TULSA

Fresno State leads 4-3

(H: 2-1, A: 2-1, N:0-1)

Date	Winner	Score	Site
10/30/99	Fresno State	W 28-14	A
10/28/00	Fresno State	W 34-12	H
9/22/01	Fresno State	W 37-18	A
11/9/02	Fresno State	W 31-12	H
12/31/05	Tulsa	L 31-24	(1)
9/22/12	Tulsa	L 27-26	A
9/24/16	Fresno State	L 48-41 ^{OT}	H

1 - AutoZone Liberty Bowl (Memphis, Tenn.)

UC DAVIS

Fresno State leads 12-5-1

(H: 6-4, A: 5-1-1)

Date	Winner	Score	Site
11/18/22	TIED	T 0-0	A
10/27/23	Fresno State	W 26-14	A
10/31/25	UC Davis	L 0-6	H
11/11/26	Fresno State	W 23-7	H
11/11/27	UC Davis	L 7-13	H
11/29/28	UC Davis	L 0-13	H
11/11/29	UC Davis	L 0-22	A
11/8/30	Fresno State	W 27-7	H
11/7/31	Fresno State	W 20-7	A
10/8/32	UC Davis	L 0-3	H
10/28/33	Fresno State	W 20-0	A
11/12/34	Fresno State	W 40-13	H
11/16/35	Fresno State	W 32-6	A
10/22/37	Fresno State	W 19-0	A
10/29/38	Fresno State	W 37-7	H
9/22/51	Fresno State	W 27-0	A
9/20/52	Fresno State	W 41-7	H
9/5/09	Fresno State	W 51-0	H

UCLA

UCLA leads 6-4

(A: 3-6, N: 1-0)

Date	Winner	Score	Site
10/1/27	UCLA	L 0-7	A
10/5/29	UCLA	L 6-56	A
9/19/87	UCLA	L 0-17	A
9/30/95	UCLA	L 21-45	A
9/18/99	UCLA	L 21-35	A
9/9/00	UCLA	L 21-24	A
12/30/03	Fresno State	W 17-9	(1)
9/27/08	Fresno State	W 36-31	A
9/15/18	Fresno State	W 38-14	A
9/18/21	Fresno State	W 40-37	A

1 - Silicon Valley Football Classic IV (San Jose, Calif.)

UCONN

Series is tied 1-1

(H: 1-0, A: 0-1)

Date	Winner	Score	Site
8/28/21	Fresno State	W 45-0	H
10/1/22	UConn	L 19-14	A

UNLV

Fresno State leads 18-7

(H: 10-3, A: 8-4)

Intra-Conference: 17-5

(2-0 WAC, 8-2 Big West; 7-3 MW)

Date	Winner	Score	Site
11/3/79	UNLV	L 31-28	H
9/13/80	UNLV	L 35-6	A
11/7/81	Fresno State	W 42-26	H
11/20/82	Fresno State	W 30-28	A
11/5/83	UNLV	L + 20-7	H
11/24/84	UNLV	L + 37-13	A
9/14/85	Fresno State	W 26-6	H
11/6/86	Fresno State	W 36-7	A
10/31/87	Fresno State	W 45-10	H
11/12/88	Fresno State	W 31-14	A
10/28/89	Fresno State	W 31-17	H
11/3/90	Fresno State	W 45-18	A
10/26/91	Fresno State	W 48-22	H
10/26/96	Fresno State	W 34-23	A
10/25/97	Fresno State	W 46-28	H
10/19/13	Fresno State	W 38-14	H
10/10/14	UNLV	L 30-27 ^{OT}	A
10/16/15	Fresno State	W 31-28	H
10/1/16	UNLV	L 45-20	A
10/28/17	UNLV	L 26-16	H
11/3/18	Fresno State	W 48-3	A
10/18/19	Fresno State	W 56-27	H
11/7/20	Fresno State	W 40-27	A
9/24/21	Fresno State	W 38-30	H
11/11/22	Fresno State	W 37-30	A

* Indicates forfeit (does not alter record)

USC

USC leads 5-1

(A: 0-4, N: 1-1)

Date	Winner	Score	Site
12/29/92	Fresno State	W 24-7	(1)
11/19/05	USC	L 50-42	A
12/21/13	USC	L 45-20	(2)
8/30/14	USC	L 52-13	A
8/31/19	USC	L 31-23	A
9/17/22	USC	L 45-17	A

1 - Freedom Bowl (Anaheim, Calif.)

2 - Royal Purple Las Vegas Bowl (Las Vegas, Nev.)

UTAH

Utah leads 7-4

(H: 3-1, A: 1-5, N: 0-1)

Date	Winner	Score	Site
9/27/80	Utah	L 12-27	A
9/2/89	Fresno State	W 52-22	H
9/15/90	Fresno State	W 31-7	A
11/7/92	Fresno State	W 41-15	H
9/23/95	Utah	L 21-24	A
9/21/96	Utah	L 17-45	A
10/2/97	Fresno State	W 27-13	H
10/17/98	Utah	L 16-24	A
12/18/99	Utah	L 16-17	(1)
9/6/14	Utah	L 27-59	A
9/19/15	Utah	L 24-45	H

1-EA Sports Las Vegas Bowl (Las Vegas, Nev.)

UTAH STATE

Fresno State leads 18-13-1

(H: 13-4-1, A: 5-9)

Intra-Conference: 7-4 (6-1 WAC; 1-3 MW)

Date	Winner	Score	Site
10/18/52	Fresno State	W 27-21	H
11/7/53	Utah State	L 46-6	A
10/9/54	Fresno State	W 23-13	H
10/29/55	Utah State	L 39-14	A
9/23/78	Utah State	L 45-22	A
11/24/79	Utah State	L 41-31	H
10/25/80	Utah State	L 14-0	H
10/31/81	Utah State	L 20-0	A
10/2/82	Fresno State	W 31-6	H
10/1/83	Utah State	L 20-12	A
10/20/84	Fresno State	W 43-18	H
10/26/85	Fresno State	W 38-19	A
11/22/86	Fresno State	W 14-7	H
11/14/87	Utah State	L 17-13	A
10/15/88	Fresno State	W 51-10	H
10/14/89	Fresno State	W 34-7	A

10/13/90	TIED	T 24-24	H
11/2/91	Utah State	L 20-19	A
9/25/93	Fresno State	W 30-14	H
12/1/01	Fresno State	W 70-21	H
10/15/05	Fresno State	W 53-21	H
10/7/06	Utah State	L 13-12	A
11/3/07	Fresno State	W 38-27	H
10/25/08	Fresno State	W 30-28	A
10/31/09	Fresno State	W 31-27	H
9/18/10	Fresno State	W 41-24	A
10/15/11	Fresno State	W 31-21	H
12/7/13	Fresno State	W 24-17	(1)
10/10/15	Utah State	L 56-14	H
10/22/16	Utah State	L 38-20	A
11/9/19	Utah State	L 37-35	H
11/14/20	Fresno State	W 35-16	A

1 - Mountain West Championship Game (Fresno, Calif.)

UTEP

Fresno State leads 9-3-1

(H: 6-2, A: 2-1-1, N: 1-0)

Date	Winner	Score	Site
12/3/38	UTEP	L 6-26	H
9/30/39	Fresno State	W 10-7	H
11/1/40	Fresno State	W 16-6	H
11/28/92	Fresno State	W 43-18	A
11/6/93	Fresno State	W 30-10	H
11/12/94	TIED	T 30-30	A
11/11/95	Fresno State	W 47-14	H
10/24/98	Fresno State	W 32-6	H
10/23/99	Fresno State	W 24-23 ^{OT}	H
10/21/00	UTEP	L 13-23	A
11/29/03	Fresno State	W 23-20	A
10/9/04	UTEP	L 21-24	H
12/18/21	Fresno State	W 31-24	(1)

1 - New Mexico Bowl (Albuquerque, N.M.)

VIRGINIA

Fresno State leads 1-0

(N: 1-0)

Date	Winner	Score	Site
12/27/04	Fresno State	W 37-34 ^{OT}	(1)

1 - MPC Computers Bowl (Boise Idaho)

WASHINGTON

Washington leads 3-1

(A: 1-3)

Date	Winner	Score	Site
9/29/79	Washington	L 49-14	A
9/5/04	Fresno State	W 35-16	A
9/16/06	Washington	L 21-20	A
9/16/17	Washington	L 48-16	A

WASHINGTON STATE

Washington leads 3-2

(H: 0-1, A: 1-2, N: 1-0)

Date	Winner	Score	Site
9/5/87	Washington State	L 24-41	A
9/14/91	Fresno State	W 34-30	A
9/26/92	Washington State	L 37-39	H
9/10/94	Washington State	L 3-24	A
12/17/22	Fresno State	W 29-6	(1)

1 - Jimmy Kimmel LA Bowl (Los Angeles, Calif.)

WEBER STATE

Fresno State leads 4-0

(H: 4-0)

Date	Winner	Score	Site
9/16/78	Fresno State	W 55-14	H
9/25/82	Fresno State	W 25-9	H
9/10/05	Fresno State	W 55-17	H
9/1/12	Fresno State	W 37-10	H

WESTERN ILLINOIS

Fresno State leads 1-0

(H: 1-0)

Date	Winner	Score	Site
9/12/87	Fresno State	W 20-17	H

WESTERN MICHIGAN

Fresno State leads 2-0

(H: 2-0)

Date	Winner	Score	Site
9/16/72	Fresno State	W 41-14	H
12/10/88	Fresno State	W 35-30	H [*]

* Cal bowl VIII (Fresno, Calif.)

WISCONSIN

Wisconsin leads 3-1

(H: 0-1; A: 1-2)

Date	Winner	Score	Site
9/8/02	Fresno State	W 32-20	A
8/23/02	Wisconsin	L 21-23	A
9/13/08	Wisconsin	L 10-13	H
9/12/09	Wisconsin	L 31-34 ^{OT}	A

WYOMING

Fresno State leads 9-5

(H: 6-1, A: 3-3, N: 0-1)

Date	Winner	Score	Site
10/31/92	Fresno State	W 42-31	H
10/30/93	Wyoming	L 28-32	A
10/15/94	Fresno State	W 38-24	H
11/18/95	Wyoming	L 10-38	A
10/19/96	Wyoming	L 21-42	A
11/22/97	Fresno State	W 27-7	H
12/19/09	Wyoming	L 28-35	(1)
9/20/12	Fresno State	W 42-14	H
11/9/13	Fresno State	W 48-10	A
11/1/14	Wyoming	L 17-45	H
11/18/17	Fresno State	W 13-7	A
10/13/18	Fresno State	W 27-3	H
10/14/21	Fresno State	W 17-0	A
11/25/22	Fresno State	W 30-0	H

1 - New Mexico Bowl (Albuquerque, N.M.)

- Shading indicates 2023 Opponent



FRESNO STATE VS. POWER 5 OPPONENTS

ALABAMA Alabama leads 1-0 (A: 0-1)

Date	Winner	Score	Site
9/9/17	Alabama	L 41-10	A

ARIZONA Fresno State leads 2-0 (A: 2-0)

Date	Winner	Score	Site
11/21/81	Fresno State	W 23-17	A
9/1/84	Fresno State	W 27-22	A

ARIZONA STATE Arizona State leads 3-1 (H: 0-1, A: 0-2, N: 1-0)

Date	Winner	Score	Site
11/11/31	Arizona State	L 0-7	H
11/4/33	Arizona State	L 7-21	A
11/20/41	Arizona State	L 7-26	A
12/15/18	Fresno State	W 31-20	(1)

1 - Mitsubishi Motors Las Vegas Vegas Bowl

AUBURN Auburn leads 1-0 (A: 0-1)

Date	Winner	Score	Site
9/7/96	Auburn	L 0-62	A

BAYLOR Baylor leads 2-0 (H: 0-1, A: 0-1)

Date	Winner	Score	Site
9/4/93	Baylor	L 39-42	A
9/6/97	Baylor	L 35-37	H

CALIFORNIA Fresno State leads 2-1 (H: 1-0, A: 1-0, N: 0-1)

Date	Winner	Score	Site
9/9/95	Fresno State	W 25-24	A
9/23/00	Fresno State	W 17-3	H
9/3/11	California	L 21-36	N

N - Candlestick Park (San Francisco, Calif.)

COLORADO Colorado leads 4-2 (H: 1-0; A: 1-3, N: 0-1)

Date	Winner	Score	Site
9/25/65	Colorado	L 7-10	A
9/10/88	Colorado	L 3-45	A
12/25/93	Colorado	L 30-41	(1)
9/12/98	Colorado	L 21-29	A
8/26/01	Fresno State	W 24-22	A
9/15/12	Fresno State	W 69-14	H

1-Jeep Eagle Aloha Bowl (Honolulu, Hawai'i)

GEORGIA TECH Fresno State leads 2-0 (N: 2-0)

Date	Winner	Score	Site
12/31/02	Fresno State	W 30-21	(1)
12/31/07	Fresno State	W 40-28	(2)

1 - Silicon Valley Football Classic III (San Jose, Calif.)
2 - Roady's Humanitarian Bowl (Boise, Idaho)

ILLINOIS Fresno State leads 2-0 (H: 1-0, A: 1-0)

Date	Winner	Score	Site
12/5/09	Fresno State	W 53-52	A
12/3/10	Fresno State	W 25-23	H

KANSAS STATE Fresno State leads 2-0 (H: 1-0, A: 1-0)

Date	Winner	Score	Site
9/12/04	Fresno State	W 45-21	A
11/24/07	Fresno State	W 45-29	H

LOUISIANA STATE LSU leads 1-0 (A: 0-1)

Date	Winner	Score	Site
10/21/06	LSU	L 6-38	A

MICHIGAN STATE Michigan State leads 1-0 (N: 0-1)

Date	Winner	Score	Site
12/31/01	Michigan State	L 35-44	(1)

1 - Silicon Valley Football Classic II (San Jose, Calif.)

MINNESOTA Minnesota leads 2-0 (H: 0-1, A: 0-1)

Date	Winner	Score	Site
9/8/18	Minnesota	L 21-14	A
9/7/19	Minnesota	L 38-35 ^{2OT}	H

MISSISSIPPI Mississippi leads 3-0 (H: 0-1, A: 0-2)

Date	Winner	Score	Site
9/25/10	Mississippi	L 38-55	A
10/1/11	Mississippi	L 28-38	H
9/12/15	Mississippi	L 21-73	A

NEBRASKA Nebraska leads 3-0 (H: 0-1; A: 0-2)

Date	Winner	Score	Site
9/10/11	Nebraska	L 42-29	A
9/13/14	Nebraska	L 55-19	H
9/3/16	Nebraska	L 43-10	A

OHIO STATE Ohio State leads 2-0 (A: 0-1, N: 0-1)

Date	Winner	Score	Site
8/29/94	Ohio State*	L 10-34	N*
9/2/00	Ohio State	L 10-43	A

*Disneyland Pigskin Classic at the Florida Citrus Bowl (Orlando, Fla.)

OKLAHOMA Oklahoma leads 1-0 (A: 0-1)

Date	Winner	Score	Site
9/13/03	Oklahoma	L 28-52	A

OKLAHOMA STATE Oklahoma State leads 1-0 (A: 0-1)

Date	Winner	Score	Site
9/13/97	Oklahoma State	L 0-35	A

OREGON Oregon leads 8-2 (H: 1-2, A: 1-6)

Date	Winner	Score	Site
9/5/81	Fresno State	W 23-16	H
9/18/82	Fresno State	W 10-4	A
8/31/96	Oregon	L 27-30 ^{OT}	H
9/20/97	Oregon	L 40-43 ^{OT}	A
9/7/02	Oregon	L 24-28	A
9/17/05	Oregon	L 34-37	A
9/9/06	Oregon	L 24-31	H
9/15/07	Oregon	L 21-52	A
9/8/12	Oregon	L 25-42	A
9/4/21	Oregon	L 31-24	A

OREGON STATE Fresno State leads 8-6 (H: 6-1, A: 2-5)

Date	Winner	Score	Site
9/12/81	Oregon State	L 28-31	A
9/21/85	Fresno State	W 33-24	A
9/13/86	Fresno State	W 27-0	H
10/1/88	Oregon State	L 10-21	A
10/7/89	Fresno State	W 35-18	H
9/21/91	Fresno State	W 24-20	A
9/12/92	Oregon State	L 36-46	A
9/11/93	Fresno State	W 48-30	H
9/17/94	Fresno State	W 24-14	H
9/11/99	Oregon State	L 23-46	A
9/2/01	Fresno State	W 44-24	H
9/21/02	Oregon State	L 19-49	A
9/5/03	Fresno State	W 16-14	H
9/10/22	Oregon State	L 35-32	H

STANFORD Stanford leads 3-0 (H: 0-1, A: 0-2)

Date	Winner	Score	Site
9/25/26	Stanford	L 7-44	A
9/17/27	Stanford	L 0-33	A
10/27/28	Stanford	L 0-47	H

TENNESSEE Tennessee leads 1-0 (A: 1-0)

Date	Winner	Score	Site
8/30/03	Tennessee	L 6-24	A

TEXAS A&M Texas A&M leads 1-0 (A: 0-1)

Date	Winner	Score	Site
9/8/07	Texas A&M	L 47-45 ^{3OT}	A

TEXAS TECH Texas Tech leads 1-0 (A: 0-1)

Date	Winner	Score	Site
9/19/98	Texas Tech	L 28-34	A

UCLA UCLA leads 6-4 (A: 3-6, N: 1-0)

Date	Winner	Score	Site
10/1/27	UCLA	L 0-7	A
10/5/29	UCLA	L 6-56	A
9/19/87	UCLA	L 0-17	A
9/30/95	UCLA	L 21-45	A
9/18/99	UCLA	L 21-35	A
9/9/00	UCLA	L 21-24	A
12/30/03	Fresno State	W 17-9	(1)
9/27/08	Fresno State	W 36-31	A
9/15/18	Fresno State	W 38-14	A
9/18/21	Fresno State	W 40-37	A

1 - Silicon Valley Football Classic IV (San Jose, Calif.)

USC USC leads 5-1 (A: 0-4, N: 1-1)

Date	Winner	Score	Site
12/29/92	Fresno State	W 24-7	(1)
11/19/05	USC	L 50-42	A
12/21/13	USC	L 45-20	(2)
8/30/14	USC	L 52-13	A
8/31/19	USC	L 31-23	A
9/17/22	USC	L 45-17	A

1 - Freedom Bowl (Anaheim, Calif.)
2 - Royal Purple Las Vegas Bowl (Las Vegas, Nev.)

VIRGINIA Fresno State leads 1-0 (N: 1-0)

Date	Winner	Score	Site
12/27/04	Fresno State	W 37-34 ^{OT}	(1)

1 - MPC Computers Bowl (Boise Idaho)

WASHINGTON Washington leads 3-1 (A: 1-3)

Date	Winner	Score	Site
9/29/79	Washington	L 49-14	A
9/5/04	Fresno State	W 35-16	A
9/16/06	Washington	L 21-20	A
9/16/17	Washington	L 48-16	A

WASHINGTON STATE Washington leads 3-2 (H: 0-1, A: 1-2, N: 1-0)

Date	Winner	Score	Site
9/5/87	Washington State	L 24-41	A
9/14/91	Fresno State	W 34-30	A
9/26/92	Washington State	L 37-39	H
9/10/94	Washington State	L 3-24	A
12/17/22	Fresno State	W 29-6	(1)

(1) - Jimmy Kimmel LA Bowl (Los Angeles, Calif.)

WISCONSIN Wisconsin leads 3-1 (H: 0-1; A: 1-2)

Date	Winner	Score	Site
9/8/02	Fresno State	W 32-20	A
8/23/02	Wisconsin	L 21-23	A
9/13/08	Wisconsin	L 10-13	H
9/12/09	Wisconsin	L 31-34 ^{OT}	A

RUTGERS Fresno State leads 2-0 (H: 1-0; A: 1-0)

Date	Winner	Score	Site
9/1/08	Fresno State	W 24-7	A
8/29/13	Fresno State	W 52-51 ^{OT}	H

TCU TCU leads 2-1 (H: 1-0, A: 0-2)

Date	Winner	Score	Site
10/10/98	TCU	L 10-21	A
10/2/99	Fresno State	W 26-19 ^{OT}	H
11/11/00	TCU	L 7-24	A

UTAH Utah leads 7-4 (H: 3-1, A: 1-5, N: 0-1)

Date	Winner	Score	Site
9/27/80	Utah	L 12-27	A
9/2/89	Fresno State	W 52-22	H
9/15/90	Fresno State	W 31-7	A
11/7/92	Fresno State	W 41-15	H
9/23/95	Utah	L 21-24	A
9/21/96	Utah	L 17-45	A
10/2/97	Fresno State	W 27-13	H
10/17/98	Utah	L 16-24	A
12/18/99	Utah	L 16-17	(1)
9/6/14	Utah*	L 27-59	A
9/19/15	Utah*	L 24-45	H

1-EA Sports Las Vegas Bowl (Las Vegas, Nev.)

*Schools in shaded area are those who are current P5 members, but were not P5 when played.

* Part of a P5 conference when played

ALL-TIME WINS OVER CURRENT P5 PROGRAMS: 40



SERIES RECORDS AGAINST DEFUNCT PROGRAMS/NON D-I PROGRAMS

10/7/61	Fresno State	W	20-19	A
11/17/62	Fresno State	W	18-13	H
10/12/63	Fresno State	W	29-7	A
11/14/64	Fresno State	W	54-7	H
11/13/65	Fresno State	W	20-0	A
11/12/66	Fresno State	W	16-14	H
11/11/67	Pacific	L	20-32	A
11/23/68	Fresno State	W	10-3	H
10/4/69	Pacific	L	21-40	A
10/3/70	Fresno State	W	34-14	H
11/20/71	Pacific	L	13-14	A
10/7/72	Pacific	L	0-17	H
11/10/73	Pacific	L	0-42	A
10/19/74	Fresno State	W	37-21	H
10/25/75	Pacific	L	28-45	A
10/30/76	Fresno State	W	35-7	H
10/15/77	Fresno State	W	24-10	A
10/14/78	Pacific	L	7-27	H
10/27/79	Fresno State	W	33-10	A
10/18/80	Fresno State	W	27-3	H
10/24/81	Fresno State	W	30-27	A
10/9/82	Fresno State	W	49-30	H
9/24/83	Fresno State	W	34-14	A
11/10/84	Pacific	L	6-24	H
11/9/85	Fresno State	W	43-37	A
10/18/86	Fresno State	W	10-9	H
10/24/87	Pacific	L	22-23	A
11/5/88	Fresno State	W	34-0	H
9/16/89	Fresno State	W	27-14	A
11/10/90	Fresno State	W	48-17	H
11/9/91	Fresno State	W	59-14	A
9/5/92	Fresno State	W	42-21	A
9/16/95	Fresno State	W	56-24	H

PEPPERDINE

Date	Winner	Score	Site
1948	Pepperdine	I 13-14	A
1949	Fresno State	W 20-7	H
1950	Pepperdine	L 13-27	A
9/29/51	Fresno State	W 33-14	H
10/4/52	Fresno State	W 60-7	H
11/14/53	Fresno State	W 54-2	H

PORTLAND

Date	Winner	Score	Site
1939	Fresno State	W 27-13	H
1948	TIED	T 6-6	H

REDLANDS

Date	Winner	Score	Site
1923	Fresno State	W 10-6	H
1930	Fresno State	W 31-26	H

REEDLEY

Date	Winner	Score	Site
1923	Fresno State	W 39-0	H

REEDLEY HIGH

Date	Winner	Score	Site
1922	Fresno State	W 21-0	H

SACRAMENTO JC

Date	Winner	Score	Site
1923	Fresno State	W 53-18	H

SAINT MARY'S

Date	Winner	Score	Site
1925	Saint Mary's	L 15-61	A
1926	Saint Mary's	L 0-16	H
1945	Saint Mary's	L 6-32	H

SALINAS JC

Date	Winner	Score	Site
1944	Salinas JC	L 6-13	A

SAN DIEGO MARINES

Date	Winner	Score	Site
1932	Fresno State	W 12-0	H
1938	Fresno State	W 34-14	H
11/10/54	San Diego Marines	L 0-20	H
10/22/55	Fresno State	W 20-0	H
10/5/56	Fresno State	W 2-0	H
10/5/57	San Diego Marines	L 0-53	H
9/27/58	San Diego Marines	L 6-20	H
10/10/59	San Diego Marines	L 6-13	H

SAN DIEGO NAVY

Date	Winner	Score	Site
10/8/55	Fresno State	W 52-0	H

SAN FRANCISCO

Date	Winner	Score	Site
1927	TIED	T 6-6	H
1928	St. Ignatius	L 0-19	H
1935	San Francisco	L 3-21	H
1936	San Francisco	L 0-14	H
1938	San Francisco	L 6-14	H
1939	Fresno State	W 21-2	H
1941	San Francisco	L 27-47	A
1942	San Francisco	L 13-33	H

University of San Francisco was known as Saint Ignatius College from 1919 to 1929

SAN FRANCISCO STATE

Date	Winner	Score	Site
1932	Fresno State	W 32-13	H
1934	Fresno State	W 33-6	H
11/24/51	SF State	L 7-20	H
11/22/52	Fresno State	W 48-20	H
11/11/53	Fresno State	W 41-27	H
11/26/54	Fresno State	W 39-20	H
9/23/55	Fresno State	W 20-12	A
10/20/56	Fresno State	W 28-0	H
10/12/57	Fresno State	W 27-7	A
11/22/58	Fresno State	W 35-0	H

SANTA CLARA

Date	Winner	Score	Site
1925	Santa Clara	L 0-6	H
1927	TIED	T 6-6	H
1928	Santa Clara	L 0-33	H
1934	Santa Clara	L 0-19	H
1935	Santa Clara	L 0-24	H
1946	Fresno State	W 20-7	H
1947	Santa Clara	L 19-20	H
1948	Santa Clara	L 7-45	H
1949	Santa Clara	L 0-53	H
9/16/67	Santa Clara	L 16-24	H
11/20/76	Santa Clara	L 17-20	A
11/19/77	Fresno State	W 35-7	H

SB MARINES

Date	Winner	Score	Site
1945	S.B. Marines	L 0-26	A

STANFORD FROSH

Date	Winner	Score	Site
1922	Stanford Frosh	L 3-7	H

TONOPAH ARMY AIR FIELD

Date	Winner	Score	Site
1944	TAAF	L 6-7	H

TULARE HIGH

Date	Winner	Score	Site
1922	Fresno State	W 12-0	A

UC SANTA BARBARA

Date	Winner	Score	Site
1926	Fresno State	W 26-0	H
1928	Fresno State	W 7-0	H
1938	Fresno State	W 28-0	H
1939	Fresno State	W 13-6	A
1940	Fresno State	W 20-6	H
1941	Fresno State	W 26-0	A
1946	Fresno State	W 20-13	A
1947	TIED	T 7-7	A
1948	Fresno State	W 28-7	H
1949	UC Santa Barbara	L 7-14	A
1950	UC Santa Barbara	L 7-13	H
10/12/51	UC Santa Barbara	L 22-23	H
10/24/53	Fresno State	W 20-0	H
10/23/54	Fresno State	W 26-20	A
10/4/58	UC Santa Barbara	L 22-25	A
10/3/59	Fresno State	W 28-12	H
9/30/60	Fresno State	W 33-15	A
9/30/61	Fresno State	W 22-14	H
9/28/62	Fresno State	W 37-0	A
9/19/70	Fresno State	W 25-10	A

USC JVs

Date	Winner	Score	Site
1934	Fresno State	W 7-0	H
1937	TIED	T 13-13	H

WASHBURN

Date	Winner	Score	Site
1932	Washburn	L 0-26	H
1933	Fresno State	W 7-0	H
10/2/65	Fresno State	W 54-0	H

WEST COAST ARMY

Date	Winner	Score	Site
1932	West Coast Army	L 6-7	H

WEST TEXAS STATE

Date	Winner	Score	Site
1940	Fresno State	W 15-6	H
1941	W. Texas State	L 6-7	A

WHITTIER

Date	Winner	Score	Site
1931	Fresno State	W 13-12	H
1936	Fresno State	W 18-0	H
1937	Fresno State	W 24-0	A
1940	Fresno State	W 13-7	H
1942	Fresno State	W 51-0	H
11/10/51	Fresno State	W 28-0	A
11/29/52	Fresno State	W 21-14	H

WHITWORTH

Date	Winner	Score	Site
9/22/62	Fresno State	W 48-7	H

WICHITA STATE

Date	Winner	Score	Site
10/13/73	Wichita State	L 13-18	A
11/15/74	Fresno State	W 24-12	H
11/8/75	Wichita State	L 11-28	A
10/9/76	Wichita State	L 24-30	A
11/21/85	Fresno State	W 47-6	H

WILLAMETTE

Date	Winner	Score	Site
1936	TIED	T 14-14	H
1937	Fresno State	W 7-0	A
10/1/55	Fresno State	W 33-7	H
9/29/56	Fresno State	W 27-12	A



BULLDOG COACHING HISTORY



EMORY RATCLIFFE
Founding Coach-1921*



ARTHUR JONES
1921-28
35-26-7 (.569)

CONFERENCE TITLES:
1922 - California Coast
1923 - California Coast



STANLEY BORLESKE
1929-32
16-18-2 (.472)

CONFERENCE TITLES:
1930 - Far Western



LEO HARRIS
1932-35
18-9-1 (.661)

CONFERENCE TITLES:
1934 - Far Western
1935 - Far Western



JAMES BRADSHAW
1936-42, 1946
60-18-5 (.753)

CONFERENCE TITLES:
1937 - Far Western
1941 - CCAA
1942 - CCAA

BOWL GAMES:
1937 - Little All-American (W, 27-26)



EARL WIGHT
1944
0-6-0 (.000)



ALVIN PIERSON
1945, 1949
7-14-2 (.348)

BOWL GAMES:
1946 - Raisin Bowl (L, 13-12)



KEN GLEASON
1947-48
6-12-3 (.357)



DUKE JACOBS
1950-51
7-11-1 (.385)



CLARK VAN GALDER
1952-58
46-22-2 (.671)

CONFERENCE TITLES:
1954 - CCAA
1955 - CCAA
1956 - CCAA
1958 - CCAA



CECIL COLEMAN
1959-63
37-13-0 (.740)

CONFERENCE TITLES:
1959-CCAA
1960-CCAA
1961-CCAA

BOWL GAMES:
1961 - Mercy Bowl (W, 36-6)



PHIL KRUEGER
1964-65
10-10-0 (.500)



DARRYL ROGERS
1966-72
43-32-1 (.573)

CONFERENCE TITLES:
1968 - CCAA

BOWL GAMES:
1968 - Camellia Bowl (L, 29-14)
1971 - Mercy Bowl (L, 17-14)



JR BOONE
1973-75
10-24-0 (.294)



BOB PADILLA
1978-79
7-15-0 (.318)



JIM SWEENEY
1976-77; 1980-96
143-73-3 (.653)

CONFERENCE TITLES:
1977 - PCAA
1982 - PCAA
1985 - PCAA
1988 - Big West
1989 - Big West
1991 - Big West
1992 - Western Athletic
1993 - Western Athletic

BOWL GAMES:
1982 - California Bowl (W, 29-28)
1985 - California Bowl (W, 51-7)
1988 - California Bowl (W, 35-30)
1989 - California Raisin Bowl (W, 27-6)
1991 - California Bowl (L, 28-21)
1992 - Freedom Bowl (W, 24-7)
1993 - Jeep Eagle Aloha Bowl (L, 41-30)



PAT HILL
1997-2011
112-80 (.583)

CONFERENCE TITLES:
1999 - Western Athletic

BOWL GAMES:
1999 - EA Sports Las Vegas Bowl (L, 17-16)
2000 - Silicon Valley Football Classic (L, 37-34)
2001 - Silicon Valley Football Classic (L, 44-35)
2002 - Silicon Valley Football Classic (W, 30-21)
2003 - Silicon Valley Football Classic (W, 17-9)
2004 - MPC Computers Bowl (W, 37-34^{OT})
2005 - AutoZone Liberty Bowl (L, 31-24)
2007 - Rody's Humanitarian (W, 40-28)
2008 - New Mexico Bowl (L, 40-35)
2009 - New Mexico Bowl (L, 35-28)
2010 - uDrove Humanitarian Bowl (L, 40-17)



TIM DeRUYTER
2012-2016
30-30 (.500)

CONFERENCE TITLES:
2012 - Mountain West
2013 - Mountain West

BOWL GAMES:
2012 - Sheraton Hawai'i Bowl (L 43-10)
2013 - Royal Purple Las Vegas Bowl (L, 45-20)
2014 - Hawai'i Bowl (L, 30-6)



ERIC KIESAU
2016-INTERIM HEAD COACH
0-4 (.000)



KALEN DeBOER
2020-21
12-6 (.500)



LEE MARKS
2021-INTERIM HEAD COACH
1-0 (1.000)
BOWL GAMES:
2021 - NM Bowl (W, 31-24)



JEFF TEDFORD
2017-2019, 2022-PRES.
36-18 (.667)

CONFERENCE TITLES:
2018 - Mountain West
2022 - Mountain West

BOWL GAMES:
2017 - Hawai'i Bowl (W, 33-27)
2018 - Mitsubishi Motors Las Vegas Bowl (W, 31-20)
2022 - Jimmy Kimmel LA Bowl (W, 29-6)

Bulldog Coaching Records (by Victories)

Name (Seasons)	W	L	T	Pct.
Jim Sweeney (19)	143	75	3	.654
Pat Hill (15)	112	80	0	.583
James Bradshaw (8)	60	18	5	.753
Clark Van Galder (7)	46	22	2	.671
Darryl Rogers (7)	43	32	1	.573
Cecil Coleman (5)	37	13	0	.740
Jeff Tedford (4)	36	18	0	.667
Arthur Jones (8)	35	26	7	.569
Tim DeRuyter (5)	30	30	0	.500
Leo Harris (3)	19	9	1	.661
Stanley Borleske (4)	16	18	2	.472
Kalen DeBoer (2)	12	6	0	.500
Phil Krueger (2)	10	10	0	.500
JR Boone (3)	10	24	0	.294
Duke Jacobs (2)	7	11	1	.395
Alvin Pierson (2)	7	14	2	.348
Bob Padilla (2)	7	15	0	.318
Ken Gleason (2)	6	12	3	.357
Lee Marks (1)	1	0	0	1.00
Earl Wight (1)	0	6	0	.000
Eric Kiesau (1)	0	4	0	.000

Bulldog Coaching Records (by Winning % - min. 20 victories)

Name (Seasons)	W	L	T	Pct.
James Bradshaw (8)	60	18	5	.753
Cecil Coleman (5)	37	13	0	.740
Clark Van Galder (7)	46	22	2	.671
Jeff Tedford (4)	36	18	0	.667
Jim Sweeney (19)	143	75	3	.654
Pat Hill (15)	112	80	0	.583
Darryl Rogers (7)	43	32	1	.573
Arthur Jones (8)	35	26	7	.569
Tim DeRuyter (5)	30	30	0	.500

Bulldog Coaching Records (by Games Coached)

Name (Seasons)	W	L	T	Games
Jim Sweeney (19)	143	75	3	221
Pat Hill (15)	112	80	0	192
James Bradshaw (8)	60	18	5	82
Darryl Rogers (7)	43	32	1	76
Clark Van Galder (7)	46	22	2	70
Arthur Jones (8)	35	26	7	69
Tim DeRuyter (5)	30	30	0	60
Jeff Tedford (4)	36	18	0	54
Cecil Coleman (5)	37	13	0	50
Stanley Borleske (4)	16	18	2	35
JR Boone (3)	10	24	0	34
Leo Harris (3)	19	9	1	29
Alvin Pierson (2)	7	14	2	23
Bob Padilla (2)	7	15	0	22
Ken Gleason (2)	6	12	3	21
Phil Krueger (2)	10	10	0	20
Duke Jacobs (2)	7	11	1	19
Kalen DeBoer (2)	12	6	0	18
Earl Wight (1)	0	6	0	6
Eric Kiesau (1)	0	4	0	4

YEAR-BY-YEAR: COACHING RESULTS

Year	Coach	Overall W-L-T	Conference W-L-T	Year	Coach	Overall W-L-T	Conference W-L-T	Year	Coach	Overall W-L-T	Conference W-L-T	Year	Coach	Overall W-L-T	Conference W-L-T
1921	Arthur Jones	2-4-0		1949	Alvin Pierson	3-8-0		1978	Bob Padilla	3-8-0	1-4-0	2012*	Tim DeRuyter	9-4	7-1
1922*	Arthur Jones	7-1-2		Totals: 2 years	7-14-2 (.348)			1979	Bob Padilla	4-7-0	2-3-0	2013*	Tim DeRuyter	11-2	7-1
1923*	Arthur Jones	7-2-0		1950	Duke Jacobs	2-6-1		Totals: 2 years	7-15-0 (.318)			2014	Tim DeRuyter	6-8	5-3
1924	Arthur Jones	7-2-0		1951	Duke Jacobs	5-5-0		1980	Jim Sweeney	5-6-0	1-4-0	2015	Tim DeRuyter	3-9	2-6
1925	Arthur Jones	2-6-1		Totals: 2 years	7-11-1 (.395)			1981	Jim Sweeney	5-6-0	2-3-0	2016	Tim DeRuyter	1-7	0-4
1926	Arthur Jones	5-3-1		1952	Clark Van Galder	8-2-0		1982*	Jim Sweeney	11-1-0	6-0-0	Totals: 5 years	30-30 (.500)		
1927	Arthur Jones	3-3-2		1953	Clark Van Galder	4-4-2		1983	Jim Sweeney	6-5-0	2-4-0	2016	Eric Kiesau	0-4	0-4
1928	Arthur Jones	2-5-1		1954*	Clark Van Galder	7-3-0		1984	Jim Sweeney	6-6-0	3-4-0	Totals: 0 years (Interim HC)	0-4 (.000)		
Totals: 8 years	35-26-7 (.569)			1955*	Clark Van Galder	9-1-0		1985*	Jim Sweeney	11-0-1	7-0-0	2017	Jeff Tedford	10-4	7-1
1929	Stanley Borleske	1-7-0		1956*	Clark Van Galder	8-2-0		1986	Jim Sweeney	9-2-0	6-1-0	2018*	Jeff Tedford	12-2	7-1
1930*	Stanley Borleske	8-0-0		1957	Clark Van Galder	5-5-0		1987	Jim Sweeney	6-5-0	4-3-0	2019	Jeff Tedford	4-8	2-6
1931	Stanley Borleske	4-6-0		1958*	Clark Van Galder	5-5-0		1988*	Jim Sweeney	10-2-0	7-0-0	Totals: (See Below)			
1932	Stanley Borleske	3-5-2		Totals: 7 years	46-22-2 (.671)			1989*	Jim Sweeney	11-1-0	7-0-0	2020	Kalen DeBoer	3-3	3-3
Totals: 4 years	16-18-2 (.472)			1959*	Cecil Coleman	7-3-0	5-0-0	1990	Jim Sweeney	8-2-1	5-1-1	2021	Kalen DeBoer	9-3	6-2
1933	Leo Harris	5-4-0		1960*	Cecil Coleman	9-1-0	5-0-0	1991*	Jim Sweeney	10-2-0	6-1-0	Totals: 2 years	12-6 (.500)		
1934*	Leo Harris	7-2-1		1961*	Cecil Coleman	10-0-0	5-0-0	1992*	Jim Sweeney	9-4-0	6-2-0	2021	Lee Marks	1-0	0-0
1935*	Leo Harris	6-3-0		1962	Cecil Coleman	7-3-0	4-1-0	1993*	Jim Sweeney	8-4-0	6-2-0	Totals: 0 years (Interim HC)	1-0 (1.00)		
Totals: 3 years	18-9-1 (.661)			1963	Cecil Coleman	4-6-0		1994	Jim Sweeney	5-7-1	3-4-1	2022*	Jeff Tedford	10-4	7-1-1
1936	James Bradshaw	5-3-1		Totals: 5 years	37-13-0 (.740)			1995	Jim Sweeney	5-7-0	2-6-0	Totals: 4 years	36-18 (.667)		
1937*	James Bradshaw	8-1-1		1964	Phil Krueger	4-6-0	1-3-0	1996	Jim Sweeney	4-7-0	3-5-0				
1938	James Bradshaw	7-3-0		1965	Phil Krueger	6-4-0	1-3-0	Totals: 19 years	143-75-3 (.654)						
1939	James Bradshaw	10-1-0		Totals: 2 years	10-10-0 (.500)			1997	Pat Hill	6-6	5-3				
1940	James Bradshaw	9-2-1		1966	Darryl Rogers	7-3-0	3-2-0	1998	Pat Hill	5-6	5-3				
1941*	James Bradshaw	4-3-2		1967	Darryl Rogers	3-8-0	3-2-0	1999*	Pat Hill	8-5	5-2				
1942*	James Bradshaw	9-1-0		1968*	Darryl Rogers	7-4-0	3-2-0	2000	Pat Hill	7-5	6-2				
Totals: (See below)				1969	Darryl Rogers	6-4-0	1-3-0	2001	Pat Hill	11-3	6-2				
1943	No Football (World War II)			1970	Darryl Rogers	8-4-0	4-2-0	2002	Pat Hill	9-5	6-2				
1944	Earl Wight	0-6-0		1971	Darryl Rogers	6-5-0	3-2-0	2003	Pat Hill	9-5	6-2				
Totals: 1 year	0-6 (.000)			1972	Darryl Rogers	6-4-1	1-3-0	2004	Pat Hill	9-3	5-3				
1945	Alvin Pierson	4-6-2		Totals: 7 years	43-32-1 (.573)			2005	Pat Hill	8-5	6-2				
(See second column)				1973	JR Boone	2-9-0	1-3-0	2006	Pat Hill	4-8	4-4				
1946	James Bradshaw	8-4-0		1974	JR Boone	5-7-0	1-3-0	2007	Pat Hill	9-4	6-2				
Totals: 8 years	60-18-5 (.753)			1975	JR Boone	3-8-0	1-4-0	2008	Pat Hill	7-6	4-4				
1947	Ken Gleason	3-6-2		Totals: 3 years	10-24-0 (.294)			2009	Pat Hill	8-5	6-2				
1948	Ken Gleason	3-6-1		1976	Jim Sweeney	5-6-0	3-1-0	2010	Pat Hill	8-5	5-3				
Totals: 2 years	6-12-3 (.357)			1977*	Jim Sweeney	9-2-0	4-0-0	2011	Pat Hill	4-9	3-4				

All-Time RECORD:
100 Seasons 636-445-27 (.586)
29 Conference Titles
 * - conference title season indicator

ALL-TIME ASSISTANT COACHES

LEO HARRIS (1933-35)

Roy Niswander

JAMES BRADSHAW (1936-42, 46)

Hal Beatty R.O. Courtright Alvin Pierson
 Stan Borleske Ken Gleason J.C. Trombetta

EARL WIGHT (1944)

Jay Flint Hanner

ALVIN PIERSON (1945, 49)

Pete Beiden Bob Burgess Earl Wight
 Don Bolt Jay Flint Hanner

KEN GLEASON (1947-48)

Bob Burgess Mal Fiese Alvin Pierson

DUKE JACOBS (1950-51)

Pete Beiden Mal Fiese Chuck Moran
 Bob Burgess Ken Gleason

CLARK VAN GALDER (1952-58)

Bob Burgess Ken Gleason
 Mal Fiese Darrel Stanley

CECIL COLEMAN (1959-63)

Bob Burgess Ken Gleason Bob Van Galder

PHIL KRUEGER (1964-65)

Jack Bohan Ken Gleason Bob Van Galder
 Bob Burgess John Reardon Dick Van Galder

DARRYL ROGERS (1966-72)

Bob Burgess Dick Murray Bob Van Galder
 Jim Colbert Bob Padilla

JR BOONE (1973-75)

Bill Baird Pat Callahan Dick Roach
 Bob Burgess John Godden Dan Stockton

BOB PADILLA (1978-79)

Ken Blue Charlie Hawthorne Bill Stewart
 Dennis Erickson Mike Hill Del Wight
 John Godden Mike Martz

JIM SWEENEY (1976-77, 80-96)

Jon Anabo Mike Hill Steve Mooshagian
 Ron Anton Pat Hill Rich Olson
 Ken Blue John Husby Bob Owens
 Leon Burnett Cliff Hysell Rod Perry
 John Difede Walt Klinker Bill Stewart
 Bill Dole Mike Rasmussen Jeff Tedford
 Dennis Erickson Willy Robinson Bobby Turner
 Jethro Franklin Robin Ross Mike Waulfe
 Greg Gibson Kelly Skipper J.D. Williams
 John Gooden Rick Stannard Del Wright
 Ken Greene Ron Meeks
 Charlie Hawthorne John Miklesh

PAT HILL (1997-2011)

Pete Alamar Kerry Locklin Kelly Skipper
 Micha Alba Andy Ludwig Tim Skipper
 John Baxter Tom Mason Kevin Steele
 Dan Brown Jim McElwain Randy Stewart
 Frank Cignetti Ruffin McNeill Jeff Tedford
 Kevin Coyle Trent Miles Joe Wade
 Jethro Franklin Doug Nussmeier Dennis Wagner
 Derek Frazier Will Plemons Mark Webber
 Jeff Grady John Settle J.D. Williams
 Ken Greene Tim Simons Keith Williams
 Steve Hagen

TIM DERUYTER (2012-16)

Ron Antoine Eric Kiesau Burl Toler III
 Joe Bernardi Tim McDonald Nick Toth
 David Brown Cameron Norcross Joe Wade
 Phil Earley Jordan Peterson Lorenzo Ward
 Pete Germano Dave Schramm Mark Weber
 Marcus Woodson

KALEN DEBOER (2020-21)

Ryan Grubb Julius Brown
 Lee Marks William Inge
 Paul Creighton Chuck Morrell
 Kirby Moore Eric Schmidt
 Roman Sapolu J.D. Williams

JEFF TEDFORD (2017-19, 22-PRES.)

Brian Armstrong* John Baxter* Jamar Cain
 Jamie Christian Kevin Coyle* Kalen DeBoer
 Jethro Franklin* Lucas Gingold Ryan Grubb
 Pat McCann* James Montgomery Kirby Moore
 Jim Nelson* Aaron Prier* Tim Skipper*
 Orlando Steinauer Kenwick Thompson Scott Thompson
 Saga Tuitele Bert Watts J.D. Williams*
 Danny Langsdorf Roman Sapolu Will Plemons

*Current Staff

^Current, served on both staffs



ALL-TIME LETTERWINNERS

A	Bailey, James 2015-16-17-18	Bohan, Jack 1962	Burley, Nick 1999-00-01-02	Colburn, Ryan 2009-10
Abajian, Danny 1981	Bailey, Jeff 1992	Bolin, Pat 1957	Burnett, Bryan 1989	Colchico, Dominic 1980
Abbs, Nick 2018-19-20-21	Bailey, Levelle 2019-20-21-22	Bolt, Don 1941-42-44-45	Burnett, Victor 1984-85	Coldiron, Josh 1992-93
Adamo, David 2001-02-03	Bailes, Ramsey 1987	Bonnheim, Bo 2012-13-14-15	Burrell, Brian 2014	Coleman, Carnell 1972
Adams, Davante 2012-13	Bains, Jas 2002-03-04	Booker, Donyell 2003-04	Burrow, Dave 1979	Coleman, Chris 2018-19-20
Adams, Dave 1982-83	Baker, Eddie 1979	Boone, Bob 1973	Burse, Isaiiah 2010-11-12-13	Coleman, Larnell 1972
Adams, Kevin 1995-96-98	Baker, Glenn 1933	Borba, Larry 1975	Burt, Brian 2018	Coleman, Robert 1945
Adams, Mark 1989-90	Baker, Stephen 1985-86	Bordagary, Stanley 1930	Burton, J.B. 1923-25-26-27	Coleman Jr., Sherman 2017
Adams, Nate 2006-07	Banks, Cornell 2008-09-10	Boreham, Gary 1969-70	Burton, James 1991-92-93	Coles, Lewis 1933-35
Adams, Stan 1983-84	Banks, Devon 1999-00-01	Borg, Kenny 2007, 09	Bustamante, Eddie 1984-86	Collier, Anthony 1985
Adkins Jr., Dante 2020-21	Ball, Jimmy 1974-75	Borjas, Phil 1971-72	Butler, Michael 2012	Collin, Pat 1979-80
Adrian, Bill 1978	Bancroft 1923	Borjas, Vince 1976-77	Butler, Nate 1971	Collins, Dean 1986-87
Adolph, Norman 1952	Banister, Ross 1966-67	Boschma, Ryan 2011	Byrd, Walter 1934-35-36	Collins, Rip 1952
Agina, Kosi 2020-21-22	Banks, Cornell 2007	Botello, Emilio 1993-94		Collins, Ron 1990-91-92-93
Aibudefe, Nick 2018-19	Barnes, Joe 1995-96-97	Boust, Jake 2022	C	Comfort, Joel 1999
Ajirotutu, Seyi 2007-08-09	Barnes, Riley 2011-12-14	Bowens, Craig 1987-88	Cain, Dick 1959	Comstock, Steven 2022
Akers, Matt 2009, 2011	Barrett, Jan 1962	Boyd, Daniel 1938-39-40-45	Cairns, Walter 1924	Connette, Brandon 2014
Akingbulu, Alex 2019, 2021	Baranek, Randy 1993	Boyd, Dave 1937	Caldwell, Dallas 1970	Conrad, Chris 1994-95-96-97
Akins, Don 1956	Barsotti, Mark 1988-89-90-91	Boyer, Darren 1989-91	Callahan, Pat 1968-69	Conrow, Dan 1939-40-41
Alaman, Al 1974-75	Barteis, Fred 1952	Boyer, Markus 2017-18	Camacho, Jimmy 2016-17	Conti, Don 1970
Albers, Ron 1990	Bartlewski, Rich 1986-87-88-89	Boyes, Vance 1974-75	Camilli, Jeff 2013-14-15-16	Cook, Larry 1992-93-94
Alexander, Andre 1987-88	Bass, Dave 1986-87	Braddon, Roger 1972	Camp, Reynard 2006-07-09	Cook, Terry 1988-89
Alexander, Halbert 1937-38	Bass, Greg 1973	Bradford, Larry 1967	Campbell, Byron 1983	Cooks, Adrian 1987-88-89
Alfaro, Joe 1956	Bates, Nick 2007-08	Bragg, Ron 1973	Carbajal, Kirby 1987	Cooney, Terry 1968-69
Allain, Ivan 1946-47-49	Battle, Frank 1998-99	Bramer, Keeley 1979-80	Carden, Brian 1984-85	Cooper, Leslie 2009-10-11
Allen, Bud 1930	Battle, Larry 1972	Bramer, Lars 2012-13	Cardwell, Don 1936-37	Cooper, Taylor 1989-90
Allen, Curtis 1983-84	Baumstark, Peter 1979	Brandon, Leonard 1946	Carlisle, Robert 1944	Cordle, Steve 1980-81
Allen, Derrick 1985-86	Bautista, Juan 2000-01-02	Brandstater, Tom 2005-06-07-08	Caropresso, Gary 1969-70	Corda, Hank 1967-68-69
Allen, Fritz 1968	Baxter, Robert 1922-23-24-25	Branstetter, Vince 1996-97-98-99	Carpenter, L 1922-23-25	Corippo, Jon 1985-86
Allen, Jerry 1962	Bayne, Chris 1995-96	Brase, Dave 1929-30	Carr, David 1997-98-00-01	Cornett, Don 1958
Allen, Justin 2016-17-18	Beachem, Kamron 2022	Brave, Ed 1948-50	Carr, Derek 2011-12-13	Cortez, Neftali 1974-75
Allison, James 1990-91-92	Beasley, Winston 1952	Bratcher, Jim 1970	Carr, Gary 1978-79	Costa, Bill 1989
Allison, Jeff 2016-17-18	Beatty, Hal 1930-31	Braxton, Emery 1990-91	Carr, Malcolm 1944	Costa, LeRoy 1973-74
Alloway, Stanley 1961	Bebout, Mark 1983	Brexshears, Quentin 2012	Carr, Michael 1994-95-96-97	Costello, Rocco 1983
Alston, Sean 2011-12	Becker, Don 1952	Brewer, DeWayne 1952	Carson, Elijah 2020-21	Cotten, Glen 1974-75
Amerine, Gary 1970	Becker, Joe 1979-80	Bridges, Devo 2021-22	Carter, Beau 1961-62-63	Cowles, Ted 1968-69
Amendola, Kenny 2005-06	Beckstrom, Clark 1963	Brigham, Bob 1948-49-50	Carter, Chris 2007-08-09-10	Cox, Ron 1987-88-89
Anabo, Jon 1961-62	Begin, Dirk 1968	Brion, Jeremy 1993-94	Carter, Ed 1981-82	Craig, Columbus 1956
Anderson, Craig 1956	Behrens, John 1971-72	Brisco, Marlon 2003-04-05-06	Carter, Ken 1951-52	Cramner, Elmer 1934-35
Anderson, Greg 1973-74	Belatti, John 1978-79	Brittingham, Rex 1930	Carter, Suge 1942-46-47	Craver, Aaron 1989-90
Anderson, Kilton 2015	Bell, Brad 1990-91-92-93	Brockett, Don 1961	Carter, Terry 1981-82	Crawford, Bill 1971-72
Anderson, Myron 1930-31	Bell, Calvin 1951-52-53	Bronzan, Nick 1937-38-39	Casanova, Alec 1972	Crawley, Jason 2007
Andrews, Charles 1926-27	Bell, Lorne 2007-10	Brooks, Bobby 1995-96-97-98	Casas, Danny 1978	Crombie, Steve 1992-93
Andrews, Dwayne 2003-04-05-06	Bell, Mike 2016-17-18	Brooks, Erik 2019-20-21-22	Cash, Darryl 2013-14	Cronk, Christian 2016-17-18
Andrews, Richard 1990	Belatti, John 1978-79	Brooks, Jermaine 1998	Casida, Ken 1968	Cropper, Jalen 2019-20-21-22
Aney, Tom 1947-48-49	Belli, Barry 1984-85-86-87	Brooks, Kelly 1986	Casner, Steve 1992-93-94-95	Crosby 1922
Ansolabehere, Mike 1963-64	Belony, Patrick 2016-18	Brooks, Nick 1973-74	Castillo, Greg 1977	Cross, Jim 1933
Anton, Ron 1975-76	Benck, Ernie 1936-37	Brown, Bill 1942	Castro, Frank 1957	Cross, Ron 1984
Antonetti, Roy 1946-47	Bengtson, Gary 1960	Brown, Charles 1951	Cathcart, Scott 1974	Crump, Dwayne 1970-71-72
Apley, G 1927	Bennett, Bruce 1969	Brown, Claude 1987	Catlin, Ed 1964	Crump, Tony 1978
Applegate, Dave 1976-77	Bennett, Jamie 1992	Brown, Dick 1929	Cato, Matt 1988	Cruz, Alex 2019-20
Apprite, Michael 1974-75	Berg, Donald 1967-68	Brown, Doug 1961	Cato, Paul 1951	Culver, Tyrone 2002-03-04-05
Arellanes, Jim 1995-96	Berg, Mike 1989-90-91	Brown, Eric 2007	Caywood, Vernon 1941-46-47	Cummings, Elmer 1970-71
Aremagni, Don 1956	Bernardi, Joe 2007-08-09-10	Brown, John 1994	Chamberlain, Brett 1979	Cummings, James 2002
Argentino, Mike 1934-35	Berrian, Bernard 1999-00-01-03	Brown, Jordan 2020	Chamilbide, Charlie 1988	Cundan, Fred 1952
Armstrong, Marcellus 1999-00	Bertrucci, Jim 1973-74	Brown, Kurtis 2020	Chance, Sam 1982	Cunningham, Devan 2007-08-09-10
Arnold, Jahine 1994-95	Berukoff, Esey 1936-37	Brown, Morris 1981-82	Chapman, Ken 1988	Cusator, Mark 1977-78
Arnold, Jeff 1991-92-93	Bessey, Corliss 1933-34	Brown, Nick 1952-57	Charlson, Chetty 1934	Cusick, Blake 2016-17-18-19
Arsinian, Robert 1945	Bessey, Roscoe 1927-28-29-30	Brown, Pat 1957	Charters, Clifton 1923-24	
Ashford, Greg 1979	Best, F 1922	Brown, Paul 1941	Cheatham, Ryan 1997	D
Ashford, Kevin 1983	Bettencourt, Darrell 1975-76	Brown, Quadir 2005-07	Chiaromonte, Giachino 1997-98-99-00	D'Ambra, Nick 2022
Ashmore, Terry 1973-74	Bezzarides, Ted 1933	Brown, Reggie 1994-95	Chiconine, Larry 1968-69-70	Dack, Edgar 1938-39
Asparuhov, Asen 2000-01-02	Bhatti, Ahmad 1998-00	Brown, Stratton 2014-15-16	Childers, Ben 1971	Daigle, Anthony 1991-92-93
Aston, Bill 1964-65-66	Biana, Dick 1948-49	Brown, Terence 1997-98-99-00	Christensen, Jordan 2003-04-05-06	Dailey, Marc 2000-01-02-03
Ataide, Craig 1986-87	Bidwell, Oliver 1945	Brown, Tony 1989-90-91	Christian, Jamie 1991-92	Dalena, Frank 2016, 2019
Atkins, Kevin 2017-18-19-20-21	Bigelow, Alphonso 1992-93-95	Brown, Travis 2009-10-11-12	Chisom, Todd 2007	Dalena, Mac 2020-21-22
Atkisson, Maris 1933	Bigelow, Jevon 2020	Brown, William 1987	Chudy, Jeff 1982	Damron, Paul 1982-83
Auakian, Harold 1956	Biggs, Rick 1974-75	Brownell, Lee 1975	Chuhiantseff, Mike 1984-85-86	Daniels, Eugene 1944
Augien, Doug 1973	Binger, Bob 1952	Brumbough, George 1924	Chism, T 1926	Daniels, Melvin 1931
Austin, Gene 1971-72	Billington, Greg 1966-68	Brumfield, Sylvester 1990	Cicuto, John 1965-66	Darrow, Scott 1981-82
Auxier, Dave 1968-69	Bishop, Ervin 1961	Brummett, Trent 1989-90	Claiborne, Adrian 1993-94	DaSilva, Luis 1988
Avila, Albert 1979-80	Bishop, Randi 1996	Bruner, Maury 1942	Clancy, William 1944-46-47-48	Davies, Temple 1942
Avon, Kenny 2006-07-08	Bistrick, Fred 1952-55	Bryant, Elton 1954	Clark, Al 1979	Davis, Ben 1970-71
Ayers, Ted 1947	Bizzle, Keith 1976-77	Bryant, Jaron 2016-17-18-19	Clark, Don 1948	Davis, Jack 1955
Azhdarian, Henry 1933	Black, Dick 1950	Buckert, Jay 1961	Clark, John 1976-77	Davis, Marque 1999-01-02-03
Azzaro, Bob 1956	Blackhill, John 1981-82	Buechele, Eric 1986-87-88-89	Clark, Pat 1961	Davis, Rodney 2002-03
	Blackwell, Jeremy 1998-99	Buenate, Ron 1959	Clausen, H 1926-27	Davis, Sharrod 2007-08
	Blakeney, James 1990-91	Buffalo, Fred 1954	Claybaugh, Paul 1947-48	Davison, Tyeler 2011-12-13-14
	Bland, DaRon 2021	Buford, Emmett 1921	Cleland, Dick 1951	Day, Keith 1981
	Blandin, Josiah 2015	Bull, Dontae 2018-19-20-21-22	Clutts, Tyler 2004-05-06-07	Day, Monte 1963
	Bledsoe 1922-23	Burch, Donnell 1999-00	Cobb, Bob 1950	Dayton Keith 1976-77
	Blount, Tanner 2020-21-22	Burdick, Don 1969	Cohagan, Gary 1965-66	DeAmarel, Jim 1975-76
	Boateng, Matt 2018	Burgess, Robert 1939-40-41	Cohn, Michael 1993	Dean, Victor 2011-12
	Bogdanovich, Mark 1967	Burk, Chris 1992-93	Colbert, Leroy 1994-95-96	Deck, Lawrence 1997-98-99-00



ALL-TIME LETTERWINNERS

DeChaine, Frank.....	1931	Erdman, Jack.....	1968-69	Fryer, Beau.....	2011-12	Green, Isaiah.....	2009-10-11	Harvey, Bill.....	1956
DeCosta, Adam.....	2013-14	Escola, Al.....	1944	Fuery, Darrell.....	2016	Green, Kenny.....	1978	Haryung, Josh.....	1983-84-85
DeFabio, Michael.....	1985	Espinosa, Bob.....	1964	Fugman, Jim.....	1963-64	Green, Treyvon.....	2016	Hastings.....	1922
DeGruy, Damien.....	2017	Etheridge, Bill.....	1951	Fuller, Asa.....	2018-19-20	Green, Woody.....	1994-95	Hatfield, R.....	1923
Demoto, George.....	1929-30-31	Evans, Rashad.....	2008-10-11-12	Fuller, Cade.....	2020	Greenlee, Zack.....	2015	Hawkins, Lyndell.....	2001-02-03
Denman, Chris.....	2003-04-05-06	Evans, Sonny.....	1992-93	Fuller, James.....	1993	Greenamyer, Jim.....	1956	Hawkins, Jay.....	1970
Dennen, Rodger.....	1934	Evans, Tony.....	1989	Furguson, F.....	1928	Greenly, Ken.....	1974-75	Hawkins, John.....	1935-36
Denning, Clarence.....	2000-01	Everette, Jerry.....	1979-80	Futrell, Louie.....	1942	Greenwood, Sylvester.....	1965-66	Hayes, Gary.....	1976-77-78-79
Dennis, Terrance.....	2011	Ewers, S.....	1921	G		Greer, Brian.....	1985-86-87-88	Haynes, Jasad.....	2017-18
Dennis, Terry.....	1983-84	Ewing, Dave.....	1988-89	Gaines, Paris.....	1998-99-00-01	Gregory, Gordon.....	1941	Haynes, Marvin.....	2006-07-09
DeOran, Malcolm.....	1947-48-49	F		Gagnon, Kenny.....	2018-20	Gregory, Jack.....	1965-66	Haynes, Randy.....	1991
DerGarabedian, Ara.....	1958	Fairman, Jaron.....	2003-04-05-06	Gale.....	1923	Gregory, Pat.....	1959	Haynes, Willard.....	1934-35
DeSalles, Frank.....	1959	Faller, Carl.....	1949-50	Galloway, Rob.....	1952	Gribble, R.....	1927	Hays, Jack.....	1979-80
Deshay, Andre.....	1993-94	Fanucci, Ledio.....	1951-52-53	Galloway, Rod.....	1955	Griever, Bill.....	1979-80-81-82	Hedgpeth, Joel.....	1959
Detwiler, Dylan.....	2012-13-14-15	Farmer, Charles.....	1954	Garabedian, Leo.....	1944	Griffen, Bill.....	1966-67	Heeb, Paul.....	1936-37-38
Diaz Jr., Jason.....	2020	Faria, Joe.....	1921	Garcia, Al.....	1974-75	Griffin, Courtney.....	1987-88-89-90	Heflin, Cliff.....	1935
Diez, Dick.....	1944	Faris, Jan.....	1962-63	Garcia, David.....	1978	Griffin, Dick.....	1928	Heier, Brad.....	1984-86
Diles, Awan.....	2002-03-04-05	Farotte, Greg.....	1978	Garcia, Joe.....	1955	Griffin, Hal.....	1949-50	Helepiko, Richard.....	2009-10-11-12
Differ, Trent.....	1991-92-93	Farris, Don.....	1952	Garcia, Todd.....	2001-02-03-04	Griggs, Andre.....	1994-95	Helman, Ron.....	1966-67
Dimalante, Jon.....	1983-84	Faumatu, Jace.....	2019	Gardenhire, Allen.....	1988	Grigsby, Donn.....	1979	Helmuth, George.....	2015-16-17-18
Dion, Chet.....	1971-72	Faunt LeRoy, Lynn.....	1979-80	Gardner, David.....	1964	Grill, Alvine.....	1928	Heller, Jim.....	1981-82
Disler, Mike.....	1969-70	Feichtmeir, Ted.....	1929-30-31	Garner, Bob.....	1954-55-56	Grim, Derrion.....	2017-18-19	Henderson, Howard.....	1942
Dittenbir, Eddie.....	1934-35	Fellows, Jack.....	1942-46	Garrett, Wayne.....	1981	Grove, Barry.....	1984-85	Henderson, Uhlán.....	1924-25
Dock, J.B.....	2011	Ferguson, Dave.....	1987	Garrett, Kirby.....	1967	Guerra, Michael.....	1981	Henderson, Wayne.....	1936
Dockstader, John.....	1923-24-25	Ferguson, Joe.....	1990-91-92	Garson, Dustin.....	2015	Guida, Louis.....	1959	Henderson, Wyatt.....	1977-78
Dodson, Glenn.....	1922	Fernandez, Joe.....	2003-04-05-06	Garver, Dirk.....	1942	Guinn, Ken.....	1958	Hendrickson, Kyle.....	2015-16-17
Dokoziian, Nick.....	1944	Feuerbach, Mark.....	1976-77	Garzoni, Mike.....	1942	Guizar, Efrain.....	1997-98	Hendsch, Charles.....	1923-24-25-26
Dollarhide, Anthony.....	1984-85	Fields, Randall.....	2002	Gass, A.J.....	1993-96-97	Gusbeth, Jack.....	1983-84	Henry, Wil.....	1990
Dominici, Julius.....	1951-55	Fields, Rian.....	2019-20-21	Gaston, Chris.....	2018-19-20	Gustafson, Andrew.....	2012	Henson, Richard.....	1982-83-84
Domoto, Lyman.....	1935-36-37	Fifita, Alex.....	2012-13-14-15	Gates, Arlo.....	1981-82	Gustafson, Melvin.....	1945	Herbst, Ed.....	1928
Donabedian, Paul.....	1944	Fifita, Ofa.....	2011	Gates, Elijah.....	2021-22	Gustafson, Tom.....	1954	Hernandez, Dave.....	1948
Donati, Richie.....	1993-94-95-96	Figueroa, Fred.....	1966-67	Gates, Tony.....	1993	H		Hernandez, Gary.....	1975-76
Doris, Mark.....	1975	Filice, Jerry.....	1975-76	Gatrell, Rob.....	1996-97-98-99	Hackett, Tom.....	1956	Herron, Nico.....	2007-08-09
Doris, Marshall.....	1970	Filkins, Walt.....	1974-75	Gautschi, Larry.....	1960	Haener, Jake.....	2020-21-22	Hicklin, Damon.....	1996-97
Douglas, Greg.....	1985	Finche, Gary.....	1967-68	Gawley, Chris.....	1989-90	Hall, Cory.....	1995-96-97-98	Hicks, Dorrzel.....	2018-19
Downey, Brian.....	1989-90	Finley, Bernard.....	1995-96-97	Gee, Daren.....	1971	Hall, Kenny.....	1991	Hightower, Rick.....	1972
Drath, Phil.....	1933-34-35	Finley, I.....	1930	George, Preston.....	1970	Hallen, George.....	1941	Hill, Cortez.....	1975-76
Drati, Ben.....	1992-93	Fink, Dennis.....	1975	Gerardin, Joe.....	1958	Hamilton, Alzillion.....	2022	Hill, Zak.....	2008-09-11
Dreschuijer, Walt.....	1975-76	Finnerty, Sean.....	2002-03-04	Germany, Sam.....	1968	Hamilton, Franky.....	1976-77	Hirayama, Fibber.....	1949-50-51
Driscoll, Donald.....	1954	Fisch, George.....	1951-52-53	Gettridge, Bronson.....	1995-96-97	Hamler, Jamel.....	2007-09-10	Hoffart, Mark.....	1975
Dructer, Joe.....	1978-79	Fischel, Brad.....	1968	Giannetta, Chris.....	1994-95	Hammond, Ralph.....	1927-28	Hoffman, Bob.....	1942-46-67
Duarte, Scott.....	1986	Fischer, Gordon.....	1937-38	Gibson, Ray.....	1974-75	Hammond, Ralph.....	1927-28	Hoffman, Stanley.....	1924
DuBois, Robbie.....	2004	Fischer, Jack.....	1970-71	Gigantino, Joe.....	1987-88	Hamm, Herman.....	1950-51-52	Hokit, Josh.....	2016-17-18-19
Dudley, Don.....	1955	Fisher, Anthony.....	1986	Gilbeau, Enis.....	1978-79	Hamp, Herman.....	1963	Holbrook, Granville.....	1935-36-37
Dueker, Lance.....	1989-90-91	Fisher, Matt.....	1999-00	Gilbert, Deandre.....	2000-01-02-03	Hampton, Terrance.....	2000	Holcombe, Larry.....	1955
Duffy, Kyle.....	2007	Fister, Larry.....	1976-77	Gilbert, Glen.....	1949-50	Han, Dan.....	1992-93-94-95	Hollins, Jacob.....	2020
Dugan, Chris.....	1985-86	Flannagan, Tom.....	1969-70	Gillingham, Walt.....	1934-35-36	Handley, Dick.....	1942-46	Hollis, Jeff.....	1973
Dumais, Alex.....	2020	Fletcher, Lafayette.....	1983	Gilson, Ray.....	1974-75	Haney, Don.....	1952	Holloway, Blair.....	1987-88
Dunbar, Darrell.....	1962	Flores, Mike.....	1967-68	Gilson, Ray.....	1974-75	Hanna, Jeff.....	1997-98-99	Holly, Antoine.....	1987-88-89
Duncan, Don.....	1951	Focke, Ben.....	1997-98	Ginsburg, Erwin.....	1925-26-27-28	Hanna, Wilson.....	1946-47-48	Holly, Terrence.....	1988
Dungan, J.....	1922-23	Focke, John.....	1967	Giorgi, Baldo.....	1949	Hanner, Delmar.....	1947-48-49	Holmes, Carl.....	1997-98
Dunn, David.....	1993-94	Foell, Judd.....	1988-89-90-91	Girdlestone, Jim.....	1968	Hannemann, Cliff.....	1982-83-85-86	Holmes, Jacob.....	2022
Dunn, Davon.....	2011-12	Foersch, Ken.....	1995-96-97-98	Givens, Dick.....	1952	Hanner, Sparky.....	1951-52-54	Holmes, Ryan.....	1994-95-96-97
Dunn, Desia.....	2008-09-10	Fogelstrom, Larry.....	1963	Gizzi, Larry.....	1977	Hansen, Gene.....	1969-70	Holstein, G.....	1926-27-28
Dunn, Robert.....	1967-68	Folland, Brian.....	1986-87	Glaspie, Jamal.....	2019-20	Hanson, Craig.....	1976	Holworthy, Craig.....	1972-73
Duran, Pete.....	1980-81	Fotentot, Therrian.....	2001-02-03-04	Glass, Isaac.....	1972-73	Hanson, Robert.....	1937-38-39	Hooks, Charles.....	1949-50
E		Ford, DeMarco.....	1995-96	Glass, Tyquan.....	2015-16	Hanson, Rudy.....	1928-29	Hooks, Delmo.....	1978-79
Early, L.J.....	2020-21-22	Ford, Gene.....	1934	Glazebrook, Bob.....	1976-77	Harbour, Dave.....	1978	Horn, Jim.....	1948
Eckert, Herman.....	1935	Forrester, Mike.....	1981-82-83	Gleason, Kenneth.....	1935-36	Hardaway, Delvon.....	2014-15-16-18	Horn, Stu.....	1965-66
Ede, Chad.....	1998-99	Forrester, Malik.....	2016-17	Glenn, Walter.....	1929-30-31-32	Hardaway, Tony.....	1989-90	Hornbuckle, Desmond.....	1938-39
Ederaine, Ejiro.....	2013-14-15	Fortenberry, Bill.....	1965-66	Glover, Clyde.....	1982-83	Harding, Anthony.....	2006-07-08-09	Horner, Jack.....	1930-31
Edmonson, Dale.....	1948	Fortier, Warren.....	1994-95-96-97	Goessling, Kevin.....	2008-09-10-11	Harding, Russell.....	1997-98-00	Horner, Jack.....	1933
Edwards, Curtis.....	1999	Foster, Arthur.....	1921	Goff, Cecil.....	1973-74	Harding, Will.....	2007-08	Houck, Jim.....	1957
Edwards, Demetrius.....	1992-93-94	Foster, Forest.....	1923-24	Goiishi, Frank.....	1954	Hardwick, Jesse.....	1989-90-91-92	Householder, Guy.....	1933-34-35
Edwards, Devonne.....	1989-90	Fountain, Garnett.....	1987-88	Gonzales, Pedro.....	1930-31-32	Harper, Alan.....	1998-99-00-01	Householder, Harold.....	1959
Edwards, Emoryie.....	2019-21	Foust, Mike.....	1988-89	Gooch, Keith.....	1978-80	Harper, Ian.....	1999	Houser, Gerald.....	1961
Edwards, Kawika.....	2003	Fox, Andrew.....	2022	Goodman, Kyle.....	2002-03-04-05	Harper, Josh.....	2011-13-14	Houston, Fred.....	1951-54
Edwards, Kendall.....	2000-01-03	Fox, Eric.....	1981-82	Goodwin, Alan.....	2003-04-05-06	Harrington, Grant.....	1999-00-01	Houston, Justin.....	2020-21
Edwards, Shannon.....	2012-13-14-15	Fox, Vernon.....	1998-99-00-01	Gordon, Chrihawin.....	2022	Harris, Atnaf.....	1998-99	Houston, Steve.....	1980-81
Egelhofer, Ray.....	1938-39-40	Franklin, Derrick.....	1982-83	Goree, John.....	1921	Harris, Bryce.....	2008-09-10-11	Howard, Willie.....	1988
Elsenbraun, LeRoy.....	1952	Franklin, Jethro.....	1986-87	Goslin, John.....	1989-90	Harris, Carl Ray.....	1969-70	Hoyt, Bob.....	1948
Elder, Len.....	1958	Franklin, Steve.....	1976-77	Goss, Bob.....	1944	Harris, John.....	1976-77	Hubbard, Mike.....	1983-84
Eliceche, Joe.....	1935	Frazier, Curtis.....	1965-66	Grady, Jeff.....	1999-00-02-03	Harris, Lee.....	1990-92-93	Hudson, Blake.....	1983-84
Elima-Jeune, Patrick.....	2018-19-20	Frazier, George.....	1993	Graham, H.....	1924	Harris, Michael.....	2009-10-11-12	Hudson, Johnny.....	2022
Elipulos, Pete.....	1966-67	Free, Wylan.....	2018-19-20-21	Graves, Melvin.....	1980	Harris, Mike.....	1971-72-73	Hudson, Ronald.....	1967-68-69
Ellard, Henry.....	1979-80-81-82	Freeman, Mike.....	1966-67	Grayson, Tyrell.....	1997-98-99	Harris, Moses.....	2006-07-08-09	Huesca, Augie.....	1954
Ellis, A.J.....	2010	Fritzer, Rip.....	1982-83	Grayson, David.....	1983-84-85-86	Harris, Robert.....	1967-68	Huff, Orlando.....	1999-00
Ellis, Jamal.....	2013-14-15-16	Friedman, Frank.....	1930-31	Grazier, Greg.....	1980-81	Harris, Romello.....	2018	Hughes, Brandon.....	2013-14-15-16
Emerzian, Larry.....	1952	Frost, Bob.....	1978-79	Greco, Alec.....	2000-01-02-03	Harris, Tony.....	1985-86-87-88	Hughes, Carl.....	1989-90
Emerzian, T.....	1923	Frost, Bob.....	1978-79	Greely, John.....	1921	Harrison, Gary.....	1955	Hughes, Juju.....	2016-17-18-19
Engstrom, Del.....	1975-76	Frye, Bob.....	1980-81	Green, Justin.....	2014-15-16-17	Harrison, Nat.....	2010-11-12-13	Hughes, Logan.....	2016-18
Enloe, Ralph.....	1921	Frye, Dennis.....	1975-76			Hartmann, Rus.....	1990-91-92-93	Hume, Bill.....	1953
Enlow, Bob.....	1952							Humphrey, Owen.....	1950
								Humphreys.....	1922-23



ALL-TIME LETTERWINNERS

Humphreys, Vernon1939-40-41-42
 Hunkins, Byron1921
 Hunkins, Wilfred1921-22
 Hunt, Ervin1967-68-69
 Hunt, Matt2009-11-12
 Hunt, Todd2012-13-14-15
 Huntington, Roger1971-72
 Huss, Jason2005

I
 Iacobellis, Sam1948-49-50-51
 Iakopo, Keiti2017-18-19
 Ike, Ikenna2005-06-07-08
 Imrie, Jay1976-77
 Inderbleten, Bob1967-68
 Inglehart, John1970-71
 Iracheta, Jaime1999
 Ireland, Thomas1986-87
 Irola, John1938-39-40
 Isaia, Jacob2022
 Itskoff, Ron1961-62
 Ivory, Michael1992-93
 Iwasaki, Larry1960

J
 Jackson, Andrew2007-08-09
 Jackson, Barry1978
 Jackson, Bryce1997
 Jackson, Keland1990-91
 Jackson, Marilyn1994-95-96-97
 Jackson, Michael1974-75
 Jackson, Phoenix2022
 Jackson, Seandale1996-97-98-99
 Jackson, Tony1976-77
 Jacobsen, Charles1933-34
 Jacobsen, David1988
 Jacoby, Steve1971
 Jacobs, Ben2007-08-09-10
 James, Darryl1986-87
 James, Donte2016
 James, Jason1991-92-93-94
 Jamison, Jermaine2002-03-04-05
 Jarvis, Deven2020
 Javernick, Gunner2017-18
 Jefferson, A.J.2006-07-08-09
 Jelmini, Rick1975-76
 Jenkins, Damon2005-06-07
 Jenkins, Pete1989-91
 Jenkins, Ron1986-87
 Jennings, Adam2002-03-04-05
 Jennings, Andy2012-13
 Jensen, C.1929
 Jensen, Marcel2011-12-13
 Jensen, Neil1944
 Jensen, Paulmer1934-35
 Jensen, Walt1968-69
 Jimmerson, Joe1982-83
 Jergensen, G.1929
 Johnson, A.J.2010-11
 Johnson, Arthur1933-36
 Johnson, Bob1965-66
 Johnson, Craig1975-76
 Johnson, DaMarcus2020-21-22
 Johnson, Dan1973-75
 Johnson, David1978-79-80
 Johnson, Isaiah2018-19-20-22
 Johnson, Jeff1974-75
 Johnson, Jeremy2000-01
 Johnson, John1934
 Johnson, Johnny1992-93
 Johnson, Jr., Johnny2017
 Johnson, Justin1997-98-99-01
 Johnson, Justin2012-13-14-15
 Johnson, KeeSean2015-16-17-18
 Johnson, Kevin1979-80-81-82
 Johnson, Melvin1989-90-91
 Johnson, Saevion2017-18-19-20
 Johnson, Steve1979-80
 Johnson, Tex1950
 Joiner, David1978
 Jones, Andrew1995-96-97
 Jones, Bobby1934
 Jones, Charlie1992-93-94-95

Jones, Craig1987-88
 Jones, Dalen2013-14-15-16
 Jones, Dave1968-69
 Jones, Dean1976-77
 Jones, Everard1936-37
 Jones, Frank1990-91
 Jones, Howard1982-83
 Jones, Jamal2001-02-03-04
 Jones, Kevin1981-82
 Jones, Kwami2017-18-20-21
 Jones, L.J.2010-11-12-13
 Jones, Lance1954
 Jones, Myron1988-89
 Jones, Terrance1997
 Jones, Tommy1992-93
 Jones, Ty2021-22
 Jordan, Jamire2015-16-17-18
 Jordan, Kevin1997-99-00
 Jordan, Randy2019-20
 Jordan, Ronald1938
 Jorde, Jake2005-06-07-08
 Jorgensen, Ernie1934-35-36
 Jury, Jerry1947

K
 Kaaekuahiwi, Kepa1980-82
 Kaiser, Ed1962-63-64
 Kaiser, Gary1979-80
 Karraker, Russell1980-81-82
 Kaufman, Marty1930-31-32-33
 Kazanjian, John1921-22-23
 Kazarian, Bryan1985-86
 Keith, Doyle1962-63-64
 Kelley, Jack1942-45-46
 Kellner, Sam1933-34-35
 Kelly, Anthoula (Tank)2015-16-17-18
 Kelly, Josh2020-21
 Kelly, Roark1984-85
 Kendrick, Bill1961
 Keran, Dennis1971
 Kerby, Frank1966-67
 Kerchoff, Alan1956
 Keyan, Charles1947
 Keyes, Everett1930
 Keyes, R.1922-23
 Kezirian, Bob1941
 Kezerian, Robin2005
 Kierstine, Gordon1944
 Kimbrough, Jaime1995-96-97-98
 King, Carson2020-21-22
 King, Don1950-51
 King Jr., Sherwin2019-20
 Kinter, Isaac2006-07-08-09
 Kish, George1941
 Kliewer, A.1925-26-27
 Kline, Zach2016
 Knight, Jack1962
 Knocke, Bill1963
 Knox, Kyle2008-09-10-11
 Knox, Milton2011-12
 Kobdich, Josh1997-98
 Koening, Todd1993-94-95-96
 Komin, Michael1973-74
 Kraft, Rod1973-74
 Kraft, Warren1948-49
 Kristofors, Nick2015-16
 Kroening, Kody2014-15-16
 Kroll, Erick1990-91-92-93
 Kross, James1963
 Krum, Bill1935
 Krzywicki, Ed1976
 Kuhn, Jim1959
 Kurti, Willard1925-26-27

L
 Lacey, Chris1992
 Laffitte, Dion1994
 Laffitte, Terry1984-85
 Lagana, Tony1976-77
 Laisne, Eugene1954
 Lamanuzzi, Cam2020
 Lambert, Ted1970-71
 Lamour, Jean1941-42-46
 Lane, Ahijah2004-05-06

Lane, Calvin1974-75
 Lango, Pete1958
 Langhain, Ray1987-88
 Langley, Malachi2020-21-22
 Lanham, Steve1984
 Laramie, Darryl1983
 Larsen, Bill1958
 Larson, Roy1921
 Lasho, Brian1989-90
 Latimer, Marshall1933-34-36
 Laughlin, Bill1962
 Laughlin, Ray1987-88
 Lawless, Albert1937-38-39
 Lawson, Brett1980
 Lawson, Matt2020-21-22
 Lawton, Ed1941
 Lazarus, Michael2014
 Leach, Aaron1988-89-90-91
 Leavitt, Gordon1950-51
 Ledger, Ryan2003-04
 Lee, Bobby1963
 Lee, Chris1996-97
 Lee, Steve1990-91
 Leest, Lloyd1939
 Le'au, James2012-13
 Leimbach, Ron1966-67
 Lemon, Jerry1996-97-98
 Leonard, Chris1985-86
 Leonard, Louis2003-04-05-06
 Lepori, Bobby2005-06-07
 Lerma, Dave1921-22-23
 LeRoef, Steve1973
 Letcher, Ben2012-13
 Levi, Josh1999-00-01
 Lewis, Chris2009-10
 Lewis, Derman1958
 Lewis, Donovan2011-12-13-14
 Lewis, Pierce1963-64
 Lewis, James1982-84
 Lewis, Joe1929-30-31-32
 Lewis, Tim1988-89
 Lightfoot, Gavriel2022
 Limbrick, Anthony1997-98-99-01
 Limbrick, Tony1972
 Lindsay, Matt2009-10
 Line, Bob1954
 Lingenfelter, Craig1998
 Lingua, Mike2003-04
 Lishok, Ed1977-78
 Lisle, Chappy1951-52-53
 Little, Joe1983-84
 Lockhart, Thabiti1998-99-00
 Lockridge, Cam2022
 Lockwood, Jerry1982-83-84
 Loftin, Carlye1924-25-27
 Lofton, Jim1954
 Long, James1962-63-64
 Long, Ken1965-66
 Loop, Steve1988-89
 Losch, A.1923
 Louis, Claudell2014-15
 Love, Chris1994-95-96
 Lovely, Ken1979-80
 Loverin, Bud1948-49
 Lovering, Greg1984-85
 Lowe, LeRoy1951
 Lowe, Rich1965-66
 Lozito, Jeff1984
 Lubinsky, Drew2005-06-07-08
 Lueder, Carl1946
 Luginbill, Jeremy1997-98
 Luis, Larry1972
 Lujan, Fil1988-89
 Luna, Ray1973-74
 Lux, Bralyn2020-21-22
 Lynch, Dylan2022
 Lynch, J.1922-23
 Lynds, Greg1982
 Lyssand, Johan1994-95-96-97

M
 MacQuiddy, Everett1931
 Machado, Patrick1997-98
 Machado, Ryan2006-07

Mack, Carlos1998
 Madden, Lloyd1967-68-69
 Madsen, Nathan2014-15-16-17
 Maeva, Tyson2021
 Mafi, Maamaloa2017-18
 Mahanke, Eric1998
 Mahdi, Saleem1998-99
 Mahoney, Derek1990-91-92-93
 Major, Louie1994-95
 Malavasi, Bryce1982-83-84-85
 Malcolm, Brian1992-93-94-95
 Malone, Robert2007-08-09
 Maloney, Earl1934-35
 Mancini, Mike1983-84-85
 Mankins, Logan2001-02-04
 Mann, Eddie2003
 Mann, Ralph1949
 Manquero, Frank2007-09
 Marsh, Aaron1996-97
 Marsh, Dante1998-99-00
 Marshall, Richard2003-04-05
 Martens, Michael2015-16
 Martin, Bob1969
 Martin, Bob1979
 Martin, Darrel1987-88-89
 Martin, Eric1988-89
 Martin, John1983-84
 Martin, Pervi1970-72
 Martin, Rick1978-79
 Martin, Tommy1977
 Martz, Mike1972
 Maselli, Mike1977
 Masich, Nick1961
 Masini, Micky1942-46
 Masini, Leonard1941
 Mason, Curtis1976
 Mason, Kevin1984-85
 Masse, Pierce2007
 Mathews, Ryan2007-08-09
 Mathieson, Sim1929-30
 Mathis, Wendell2004-05
 Mattox, Jack1957-60
 Matulich, John1937-40
 Maxwell, Earl1945
 Mayhew, Dick1947
 Mays, Vincent2003-04-05-06
 McAfee1923
 McBee, Wyatt2016
 McCall, Tom1967-68
 McCauley, Marcus2003-04-05-06
 McClenaghan, Jerry1966
 McClendon, Jerrin2013
 McClurg, Frank1936-37-38-39
 McClurg, Mike1972-73
 McClurg, Pat1974-75
 McConnell, C.1922
 McConnell, Mike1971
 McCoy, Keith1987
 McCoy, Ricky2018-19
 McCree, Sonny2008-09-10
 McCrery, Dave1981-82
 McCulley, Ron1955
 McCutchen, Chuck1987-88
 McDermott, Jermaine2000-01
 McDonald, Devyn2004-05
 McDowell, Adam2005-06-08
 McEntee, Chase2008-09-10-11
 McFall, Wally1954
 McGill, Bryce2000-01-02-03
 McGuire, Colin2013
 McIntyre, Garrett2002-03-04-05
 McKersie, Gerald1931
 McKersie, H.1924
 McKinley, Ryan2005-06-07
 McKinney, Jessie1980
 McKnight, Matt1981-82
 McLean, Ben1984
 McMaryion, Marcus2017-18
 McNair, Glen1978-80
 McNair, Howard1981-82-83
 McNeil1922
 McNeil, Leonard1967
 McNaughton, Mark1978-79
 McWilliams, Wes1959

Mdivani, Mike1966
 Meadows, Garney1970
 Means, Kelvin1989-90-91
 Mechem, Mac1960
 Medlock, Phil1982-84
 Meese, Bill1950
 Mehas, Peter1961
 Mejias, Bob1970
 Mejico, Sal1991-92-93-94
 Mello, Tyler2020-22
 Melton, Ron1963-64
 Mendes, Mike1972
 Mendonca, Chris1983
 Mendoza, Mike1975
 Meras, Darius1988-89-90
 Merritt, John1933
 Messer, Dale1958-59-60
 Messick, Adam2005
 Mestjian, Harry1971-72
 Meyers, Ira1939-40
 Meza, Dee2000-01-02-03
 Micenheimer, Malique2011-12-13-15
 Michael, Rodney1999-00-01-02
 Micheli, Keith1978
 Mickelsen, Karl2011-12-13-14
 Mickelwait, Dale1940
 Miller, Harry1964
 Miller, Larry1971-73
 Miller, Lonyae2006-07-08-09
 Mills, Frank1990-91-92-93
 Mills, Kenneth1944-45
 Milton, Ka'Lonn2017-18
 Mims, Jordan2017-18-20-21-22
 Mince, Michael1978
 Minnatee, Greg1996
 Minor, Curtis1976-77
 Mitchell, Aaron2015-16-17
 Mitchell, Dennis1983-84
 Mitchell, Elward1924-26-27
 Mitchell, Emory1946
 Mitchell, Jim1973-74
 Mitchell, Millard1945-46-47-49
 Mitchell, William1937-38-39
 Modes, Mark1976
 Modre, Scott1978
 Moffitt, Mike1985
 Molale, Brandon1993-94
 Molich, James1940-41-42
 Monga, Jon2005-06-07-08
 Mongelli, Sam1944
 Montano, Abraham2022
 Montgomery, Bill1947-48-49
 Motta, Nikko2010-12-13
 Moody, Darrell1957
 Moore, Marlon2006-07-08-09
 Moore, Ralph1928
 Mooshagian, Steve1980-81
 Moran, Charles1944-45-47-48
 Moran, Chuck1949
 Morgan, Rick1988-89
 Morgan, Wes1969
 Morris, Brian2001-03-04
 Morris, Grover1962
 Morris, Rex1934
 Morris, Rollin1937-38
 Morrisette, Ron1993
 Morse, John1948-49-50
 Mosby, Arron2017-18-19-20-21
 Moses, Akka-Ar1996-98-99
 Mosher, Clinton1925-28
 Mosier, Fred1954
 Mosley, Anthony1985-86
 Mossman, Gary1960
 Moulton, Denny1966-67
 Moye, Doc1995-96-97-98
 Mueller, Scott1993-94-95-96
 Muhammad, Mustafah J.1995-96
 Mulkey, Jack1938-39-40
 Mullins, John1962
 Munson, Lee1969-70-71
 Munoz, Michael2022
 Murasky, Ken1967
 Murphy, Bill1963
 Murphy, Kevin1999-00-01-02



ALL-TIME LETTERWINNERS

Murphy, William1956
 Murray, Morgan.....1972-74
 Murray, Richard.....1961
 Murray, Shawn.....1990
 Muskick, Bill.....1961
 Musser, Scott.....1988
 Mustachio, Sal.....1946
 Muti, Netane.....2017
 Myers, Bob.....1950
 Myers, Bud.....1941

N
 Nagel, Richard1958
 Najarian, Elbert.....1964
 Napier, Walt.....1955
 Nation, Tom.....1973-74
 Ndoh, Emeke.....2017-18
 Neak, Dick.....1958
 Neal, Lorenzo.....1990-91-92
 Neal, Lumumba.....1995
 Neeley, Terry.....1983
 Negrete, Jeff.....1983-84
 Neikirk, Daren.....1944-45
 Neilson, L.....1921
 Nelson, Allen.....1930
 Nelson, Braylen.....2021-22
 Nelson, Don.....1961
 Nero, O'Shea.....1994-95-96
 Ness, Engvald.....1930-31
 Neville, Tom.....1982-83-84
 Newborn, Darren.....2007-08-09
 Newton, Ray.....1967-69-71
 Nicely, Pete.....1954
 Nicholas, Alan.....1996-99
 Nichols, Byron.....1985-86
 Nicolopolus, Craig.....1980-81
 Niehaus, Bob.....1973
 Nielson, Paul.....1954
 Nimmo, Gerald.....1961
 Niswander, Horace.....1929-30-31-32
 Noa, Sione.....2022
 Nobles, Robert.....1987-88
 Nolte, Ernie.....1966
 Noroian, Harry.....1973
 Norris, Morice.....2022
 Northern, Justin.....2013-14-15
 Norton, James.....1935
 Norton, Jonathan.....2012-13
 Nottoli, Jim.....1983-84
 Novacek, Bump.....1989
 Nowell, Donald.....1957
 Nua, Barry.....1980-81
 Nunn, Anthony.....1984-85-86
 Nunnerly, Robert.....1984

O
 Oberparleiter, Lance.....1988-89
 Obidiegwu, Kyrian.....2013-14-15
 O'Brien, Fran.....1981-82
 O'Doherty, Mike.....1978-79
 O'Doherty, Tim.....1978
 O'Leary, John.....1977-78
 O'Leary, John.....1986-87
 O'Neal, Dejonte.....2017-18
 Ogelsby, Bryson.....2018-19
 Okeke, Tobenna.....2014-15-16-17
 Okpalalugo, Tristan.....2011-12
 Oliver, Earl.....1989-90-91-92
 Oliver, Jerome.....1994-95
 Olivo, Bill.....1976-77
 Ollis, Morell.....1995-96
 Olsen, Chad.....2014-15
 Olsen, G.....1925
 Olson, Lyle.....1958
 Olson, Mark.....1985-86
 Omata, George.....1973
 Osborn, Tim.....1999-00-01
 Osmundson, Gary.....1993-94-95-96
 Otukolo, Nela.....2015-16-17
 Ovatt, Joe.....1951
 Owens, Bob.....1958
 Owens, Damion.....2006-07-08-09
 Owens, Levi.....1963-64
 Owens, T.J.....1960

P
 Pace, Mike.....1988
 Pacheco, Chris.....1984-85
 Pacheco, Richard.....2005, 09
 Padilla, Bob.....1958
 Padilla, Frank.....2007
 Paige, Stephone.....1981-82
 Paine, Kent.....1981-82
 Pait, Emari.....2021
 Pakola, Lee.....1995
 Palercio, Mike.....1947
 Palmer, George.....1957
 Palmo, Vincent.....1947-49
 Palumbo, Pat.....1978-79
 Parnagian, Grant.....1996-97
 Panish, Brian.....1977-78
 Panzram, Ken.....1952
 Papac, Louis.....1945
 Papac, Nick.....1960
 Papazian, Ron.....1993-94
 Papendorf, Bill.....1951-52-56
 Parker, Fred.....1968-70
 Parker, Namani.....2017-18
 Parker, Ron.....1973
 Parkinson, Tod.....1973-74
 Pascoe, Bear.....2005-06-07-08
 Pascoe, Vince.....2007-08-09-10
 Pattee, Jack.....1942
 Patterson, David.....2015-16-17
 Patterson, Ray.....1940
 Patton, Mark.....1982-83
 Paulstine, John.....1925
 Pauwels Jr., Raymond.....2020-21-22
 Payne Jr., Leonard.....2019-21-22
 Pearson, James.....1937-38
 Peck, Aaron.....2012-13-14-16
 Pellandini, Billy.....1979
 Pelto, Bill.....1946-47
 Peracchi, Jeff.....1988-89
 Perales, David.....2020-21-22
 Pereira, John.....1944
 Perry, Deonte.....2019-20-21
 Perry, Malchijah.....1996
 Perry, Rocky.....1976-77
 Peters, Chris.....1989-90-92-93
 Peters, Fred.....1950-51-52
 Petersen, George.....1984-85
 Peterson, Mel.....1946
 Peterson, Simon.....1976-77
 Petrucci, Vince.....1976-77-78
 Pett, Dave.....1935-36
 Pflug, Paul.....1985-86
 Pharis, Howard.....1932-33-34
 Piligian, Chris.....2005
 Phillips, Benny.....1944-45
 Phillips, Herbie.....1970-71
 Philpott, Dean.....1954-55-56-57
 Pickens, Dwight.....1988-89
 Pickford, Pat.....1970-71
 Pierce, Billy.....1979
 Pierce, Billy Jack.....1998-99
 Pierce, Rex.....1981
 Pierson, Don.....1956
 Pinegar, Paul.....2002-03-04-05
 Piper, Elijah.....2016
 Pittman, Mike.....1993-95-96-97
 Pitts, Julius.....1985
 Pitts, Terry.....1964-66
 Platt, Chuck.....1975-76
 Playle, Phil.....1964
 Plummer, Pat.....1971-72
 Plummer, Shawn.....2008-09-10-12
 Plump, Dave.....1964
 Pointer, Anton.....1980-81
 Polak, John.....1973
 Polk, Ken.....1977-78
 Pollock, Brent.....1987-89
 Poole, Ernest.....1938-39-40
 Pope, Marquez.....1988-89-90-91
 Pope, Zane.....2019-21-22
 Popelar, Louis.....1960
 Popolizio, Ryan.....2016
 Popovich, Cole.....2005-06-07

Porter, Brian.....1991-92
 Porter, Neil.....1976-78
 Portesi, Paul.....1986-87
 Posey, Tom.....1975-76
 Potasi, Johnny.....1999
 Potts, DeShawn.....2015-16-17
 Pouono, Manoa.....2003-04
 Poyadue, Maurice.....2013-14
 Pratt, Antonio.....1994-95-96-97
 Pratt, Mike.....1959
 Preacher, Chad.....2012
 Preisendorf, Darin.....1993
 Prentice, Burt.....1990
 Pritchett, Donavaughn.....2010-11
 Probst, Jake.....1997-98-00-01
 Psetz, John.....1978
 Puahi, Radford.....1985
 Puccio, Tyler.....2015

Q
 Qualls, Orrin.....1928-29
 Quezada, Josh.....2013-14
 Quick, Michiah.....2018

R
 Rachal, Latario.....1994
 Raco, Fred.....1959
 Rademann, Jim.....1987-88
 Radka, Al.....1937-38-39
 Rainsdale, George.....1960
 Raine, Bill.....1951-52-53
 Rainey, Danny.....1981
 Ramsey, Greg.....1983-84-85-86
 Ramos, Wilson.....2006-07-09
 Raphael, Austin.....2008-09-10-11
 Rankatore, Joe.....1952
 Rancin, Tex.....1955
 Rashad, Jamaal.....2009
 Ratcliffe, Bruce.....1980
 Ratliff, Troy.....1959
 Ratliffe, Charles.....1959
 Ratzlaff, Les.....1950-51
 Rausch, Joe.....1978-79
 Ray, Nathan.....2001-02-03-04
 Redmond, Granville.....1977-78-80
 Redwood, Eric.....1982-83
 Reed, Benson.....1972-73
 Reid, Duncan.....2001-02-03-04
 Reid, Manson.....1934-35-36
 Reinhardt, Walt.....1954
 Remigio, Nikko.....2022
 Remington, Ron.....1967-68
 Remlinger, Charles.....2022
 Reneau, Demorieux.....2001-02
 Renfro, Roy.....1939-40-41
 Renna, J.....1928
 Rennie, Mike.....1976-77
 Reyna, Jorge.....2018-19
 Reyneveld, Willy.....1983
 Reynolds, Larry.....1964
 Rhead, Ray.....1950-51-52
 Rice, F.....1922-25-26
 Rice, Jared.....2016-17-18-19
 Rice, Jim.....1963-64
 Rice, Justin.....2016-17-19
 Rice, Keith.....1968
 Rice, Roy.....1929
 Richard, Kyle.....2005
 Richardson, Jeff.....1970
 Ricketts, Mike.....1957
 Richter, Trevor.....2011
 Riddering, Kyle.....2015-16-17-18
 Riggert, Glenn.....1961
 Riggins, Anthony.....2011
 Riggins, Lester.....1949-50
 Riley, Curtis.....2013-14
 Riley, Marcus.....2004-05-06-07
 Rinehart, Chris.....1986-87
 Rippenrop, Bob.....1977-78
 Rissetto, Ray.....1974-75
 Rivera, James.....1986-87
 Rivera, Matt.....2002-03-04-05
 Rivers, Ron.....1991-92-93
 Rivers, Ronnie.....2017-18-19-20-21

Rix, Zack.....1989-90-91-92
 Roberson, Brian.....1993-94-95-96
 Roberts, Jason.....2006
 Roberts, Jeff.....1995-96-97-98
 Roberts, Mark.....2007-08-09-10
 Roberts, Steve.....1970
 Robertson, Bill.....1941
 Robinson, Bill.....1946-47
 Robinson, Bryan.....1995-96
 Robinson, Dan.....1965-66-67
 Robinson, Gerald.....1988
 Robinson, Lloyd.....1972
 Robinson, Price.....1921
 Robinson, Willy.....1976-77
 Robledo, Henry.....1963
 Rockwell, Chris.....1991-92-93-94
 Rodriguez, Juan.....2019-21
 Rodriguez, Maurice.....2000-01
 Rodriguez, Steve.....1964
 Rogers, Dan.....1983
 Rogers, Darryl.....1956
 Rogers, Tracy.....1987-88
 Rohrke, Richard.....1960
 Romero, Gabe.....1990-91-92
 Root, Dillon.....2012-13-14
 Rose, Jaamal.....2013
 Rosellini, Reno.....1935-37
 Rosenfield, Taylor.....1975
 Rosette, Darrell.....1988
 Ross, Jeremiah.....1996-97-98
 Ross, Michael.....1991-92-94
 Roth, Blaine.....1974-75
 Rouch, Melvin.....1938-39-40
 Rouse, Robbie.....2009-10-11-12
 Rowe, Brian.....1990-91-92
 Rubalcava, Sean.....2014
 Rudy, Norman.....1944
 Ruffin, Dwayne.....2003
 Ruggeroli, Nick.....1987-88-89-90
 Ruhl, Jim.....1955
 Ruschhaupt, Bud.....1971
 Russell, James.....1924-25-26-27
 Russell, Todd.....1983-84
 Russo, Joe.....1964
 Ryan, Mike.....1950
 Ryan, Mike.....1978-79
 Ryan, Stan.....1922
 Ryerson, Rich.....1958

S
 Saafir, Rasheed.....1998-99
 Sagapolu, Ioane.....2014
 Salazar, Ralph.....1964
 Salazar, Vince.....1982-83-84-85
 Salinas, Daniel.....2009
 Sampson Jr., Tyrone.....2019-20-22
 Sams, Tierre.....1998-99-00-01
 Samuel, James.....1938
 Sanchez, Manuel.....2003-04-05
 Sanchez, Mathew.....2020
 Sanders Jr., Cale.....2021-22
 Sanders, Claude.....2001-02-03-04
 Sanders, James.....2002-03-04
 Sanderson, Jim.....1959-61
 Sandifer, Gary.....1963
 Sandifer, Johnnie.....1980-81-82
 Sargeant, Shatony.....1993-94-95-96
 Sarkissian, Marty.....1978
 Satele, Fai.....2002-03-04
 Satoa, Frank.....1996
 Saunders, Jalen.....2010-11
 Savage, Jared.....1995-96
 Savage, Mike.....1983-84-85-86
 Saylor, Ken.....1951
 Sbragia, Rod.....1985
 Scambray, Mark.....1982-83-84-85
 Scambray, Scott.....1979-80
 Scanlan, Malama.....1996
 Schaeffer, Steve.....1977
 Scheidt, Gerald.....1963-64
 Schey, Joe.....1999-00-01-02
 Schlect, Albert.....1940
 Schleimbaum, Walt.....1933-34-35
 Schmidt, Bula.....2019-20-21-22

Schodde, Allen.....1989-90-91
 Schroeder, Rex.....1942-46
 Schultz, Emil.....1934-35
 Schwabenland, Jim.....1949-50
 Scott.....1922
 Scott, Billy.....1991-92
 Scott, Da'Mari.....2013-14-15-17
 Scott, Malcolm.....1984
 Scott, Rusty.....1985
 Scritchfield, Elmer.....1958
 Scruggs, Calvin.....1984
 Scully, Steve.....1978-79
 Seabron, Malcolm.....1990-91-92-93
 Seagle, Brad.....1990-91
 Seiferling, Jack.....1946
 Seifert, Mel.....1934-35
 Sellers.....1927
 Sellers, Hal.....1957
 Sensenbaugh, Terry.....1972
 Serfas, Nick.....1991-92
 Serowik, Bob.....1971-72
 Serpa, A.....1922
 Setencich, Lyle.....1967
 Sexton, John.....1968-69-70
 Sgantas, Vince.....1977-79
 Shabaglian, David.....1997-00-01
 Shack, Dartagnon.....2002-03-04-05
 Shafer, Glenn.....1945
 Shafter, Don.....1942
 Shah, Naim.....1989
 Shamblee, Trevor.....2006-07
 Shanley, Larry.....1969-70
 Shapiro, Andrew.....2010-11-12
 Shearn, Chuck.....1976-77
 Shearn, Steve.....1976-77
 Shelley, Phillip.....1991-92
 Shelley, Stephen.....1988-89
 Shelton, David.....1988-89
 Shepard, Bobby.....2008-09-10-11
 Shepherd, Nakawa.....1992-93-94
 Sheridan, Charles.....1958
 Sherley, Josh.....2003-04-05-06
 Sherman, Ray.....1971-72
 Shehtanian, Harry.....1929-31
 Sherrord, Malik.....2021-22
 Shimmin, Homer.....1933
 Shiffet, V.....1924
 Shipp, Chris.....1979-81
 Shirley, Jason.....2004-05-06
 Shon, Derek.....1985
 Showalter, Chris.....1995
 Shropshire, Joe.....1945
 Shugart, Craig.....1983
 Siefert, Bruce.....1962
 Silva, Cesar.....2019-20-21
 Silva, Mike.....1979-80
 Silverman, Maurice.....1924
 Simmons, Elgin.....2004-05-06
 Simonian, Greg.....1979-80
 Simpson, Bob.....1982-83
 Simpson, Jason.....2000-01-02
 Sims, Ron.....1986-87
 Skidmore Jeff.....1986-87-88
 Skidmore, Ryan.....2008-09, 11
 Skipper, Kelly.....1985-86-87-88
 Skipper, Tim.....1997-98-99-00
 Stocko, Jeff.....1977
 Slagle, Mike.....1962
 Slater, Ray.....1958
 Slaton, Kent.....1979
 Slattery, Dean.....1980
 Slevkoff, Luke.....2000
 Sloan, Alvin.....1979-80
 Slocum, Tracy.....2010
 Smith.....1922-23
 Smith, Art.....1925-26-27-28
 Smith, Brock.....1986-87
 Smith, Charles.....1998-99-00-01
 Smith, Clifton.....2004-05-06-07
 Smith, Derron.....2010-12-13-14
 Smith, Earl.....1947
 Smith, F.....1927
 Smith, Gene.....1992-93-94-95
 Smith, Jack.....1926-28-29




ALL-TIME LETTERWINNERS


<p>Smith, Jim.....1964 Smith, Matt.....2018-19-20-21 Smith, Rich.....1977-78 Smith, Roy.....1951 Smith, Roger.....1963 Smith, Tim.....1974-75 Smith, Walt.....1935 Smithson, Wayne.....1958 Smoot, Tim.....1990 Smotherman, Tom.....1975-76 Snider, Leon.....1955 Soechting, Trent.....2016-17-18 Soinila, Olavi.....1934-35 Sommer, Steve.....1968-69 Sommers, Fred.....1951 Sommers, Tom.....1962-63 Sotelo, Johnny.....2003 Spach, Stephen.....2001-02-03-04 Spangler, Dave.....1958 Spencer, Kevin.....1975-76 Spivey, Tom.....1933-34 Spomer, Jacob.....2022 Sprague, Larry.....1973 St. Andrew, Micah.....2015-16-17-18 Stabbins, Oen.....1938 Stahl, John.....1967-68 Stackhouse, Steve.....1977-78 Stallworth, JJ.....2010-11 Stanley, Darrell.....1951-55 Stanley, Robert.....2015-16-17 Stanley, Vance.....1958 Stannard, Rick.....1976-77 Steele, Ryan.....2015 Stevens, John.....1982-83 Steelman, J.....1927 Steinborn, John.....1956 Steinhauer, Lester.....1934-35-36-40 Stevens, Ed.....1956 Stevens, Greg.....1979-80 Stevenson, Bobby.....1981-82 Stevenson, Matt.....2002 Stewart, Dave.....1991 Stewart, Jason.....1999-00-01-02 Stewart, Jim.....1964 Stewart, Leonard.....1948-49-50 Stewart, Michael.....1985-86 Stewart, Taylor.....2011-13 Stitser, Clint.....2005-06-07 Stockton, Dan.....1961 Stoddard, Bert.....1937-38 Stoddard, Dick.....1977 Stoetzl, Luis.....1970-71 Stone, Bob.....1969 Storlee, Lee.....1954 Stoutmire, Omar.....1993-94-95-96 Stovall, Mike.....1998-99-00-01 Strong, Reggie.....2020-22 Stuart, Michael.....2007-08 Stubblefield, Curtis.....1988 Stubblefield, Rod.....1951-52-53 Sturgill, Ray.....1936-37-38 Su'a, Patrick.....2011-12-13 Suglian, Gene.....1968-69 Sumlin, Bryson.....2002-03-04-05 Summers, Harry.....1936 Sutton, Cam.....2018-19 Svensson, Keneth.....1969 Swanson, Garrett.....2012-13-14-15 Sweeney, Kevin.....1983-84-85-86 Swenning Jeff.....1986-87-88 Sykes, G.....1929</p>	<p>Taylor, Gene.....1985-86 Taylor, Kevin.....1981 Taylor, L.C.....1956 Taylor, Roy.....1945 Taylor, Steve.....1970-71-72 Tedford, Jeff.....1981-82 Telford, Dave.....1987-88 Telonicher, Fred.....1922-23-25 Telonicher, George.....1927-28-29 Terry, James.....1979 Terry, Lester.....1939-40-41 Tesone, Peter.....1938 Theile, Chuck.....1969 Thiesen, Jeff.....1988-89-90-91 Thomas, Adaryll.....1993 Thomas, Jermaine.....2009-10-11 Thomas, Lance.....1991, 1993-94 Thomas, Lavale.....1982-83-84-85 Thomas, Phillip.....2009-10-12 Thomas, T.J.....2013-14 Thompson, Marty.....1989-90-91-92 Thompson, Scott.....1995-96-97-98 Thornton, Curt.....1989-90 Tibbs, Mark.....1941 Tillman, James.....1999 Titoriga, Greg.....2007 Tipton, Duane.....1960 Todd, Jack.....1934 Tolbert, Charles.....2004-05-06-07 Tolbert, Chris.....1991-92-93-94 Tolbert, Otis.....1980-81-82-83 Toma, Jeremiah.....2010-11-12-13 Tomasini, Brad.....1962 Workigian, Armen.....1994-95 Torosian, Atomic.....1969-71 Torosian, Ted.....1978-79-80-81 Torres, Jared.....2019-20-21 Torresdal, Brock.....1998-99 Toscano, Sergio.....1979-80-81-82 Totten, Jon.....1978 Toy, Charles.....1948-49-50 Traber.....1922 Trejo, Dan.....1984 Tremblay, Josh.....2014 Tripp, Dennis.....1972-73 Tronowsky, Otto.....1935 Truschel, Jeff.....1986-87-88 Tucker, Anthony.....1996-97-98 Tucker, Kent.....1980-81 Tucker, Rick.....1976-77 Tuitele, Syrus.....2017-18-19-20 Tunget, Brant.....1977-78 Tupuivao, Rowen.....1978 Turner, Joe.....1997-98 Turner, John.....1986-87 Turner, Stan.....1973-74 Turner, Troy.....1997-98 Tuttle, Fred.....1962 Tu'u'a, Situ.....2000-01-02 Tyler, Messiah.....2018</p>	<p>Vavao, Mose.....2020-21-22 Vazquez, Jacob.....2015-16 Veeh, Dennis.....1972-73 Vegas, Tony.....1981-83 Velez, Osmar.....2022 Venner, Ramsey.....1998 Verrell, Justin.....2016 Versher, Roshon.....2003-04-05 Verry, Steve.....1970-71 Vial, Paul.....1987-88-89 Vickers, Buddy.....1966 Vickers, Fred.....1968 Vietty, Dave.....1970-71 Vincent, Matt.....1994 Virgil, Chason.....2016-17 Visintainer, Brett.....2000-01-03-04 Volek, Billy.....1996-97-98-99 Voth, Tom.....1973-74 Vukazich, Alex.....1958</p> <p>W</p> <p>Wade, Barney.....1958 Wade, Tim.....1972-73 Wagner, Ken.....1948-49-50 Walkers, Garry.....1987 Walker, Ardis.....1921 Walker, Michael.....1985-86 Walker, Mykal.....2018-19 Walker, Uda.....1992-93 Wall, Ernie.....1960 Waller, Marteze.....2013-14-15 Walling.....1922 Waltower, Dominique.....1995 Warkentin, Paul.....1963-64 Waroniecki, Daryl.....1968-69 Ward, Derrick.....1999-00 Ward, George.....1961 Warren, Arthur.....1992 Washington, Anthony.....1980 Washington, Charles.....2012-13-14-15 Washington, Malcolm.....2014-15 Washington, Raymond.....2002-03-04-05 Washington, Tim.....1980-81 Waterman, W.....1922-23 Wathen, Richard.....1973-74 Watson, Bryon.....1972-73 Watson, Greg.....2012-13-14 Watson, Jessie.....1998-99 Watson, Sam.....1991-92-93 Watson, Tre.....2021-22 Wayte, Bill.....1959 Weathers, Allen.....1995-96 Weaver, Dave.....1978 Weaver, Gary.....1971-72 Weaver, Greg.....1982-83 Weber, Ed.....1945 Webster, John.....1950 Webster, Rod.....1984-85-86-87 Weiland, Leo.....1930 Weiner, Mervyn.....1938-39-40 Weirick, J.....1925-26-27 Welch, Tony.....1967-68 Weldon, Clyde.....1926-28 Weldon, John.....1926-27-28 Wells, Rio.....1993-94-95-96 Wendell, Ryan.....2004-05-06-07 Wendler, Jack.....1974-75 Wentworth, Austin.....2010-11-12-13 Wesson, Vince.....1982-84-85 West, Chastin.....2006-08-09 West, Leon.....1955 Westberry, Jacob.....2017-18-19-20-21 Westendorf, Bill.....1977-78 Westphal, Dwayne.....1972-73 Wetler, Burl.....1942 Wetzel, Cliff.....1964 Wheat, Harold.....1947-48 Wheatfall, Keric.....2019-20-21 Whitaker, Willard.....1951-52-54 White, Al.....1954 White, Blair.....1930 White, Bill.....1933 White, Dick.....1929-30-31 White, Del.....1975-76 White, Jeff.....1988</p>	<p>White, Mike.....1968-69 White, Russell.....1926-27-28-29 White, Ricky.....1989 White, Richard.....1929 White, Skippy.....1949-51-52 Whitfield, Anthony.....1997-98 Whiteside, Michael.....1980 Wichmann, Cody.....2011-12-13-14 Wicker, Paul.....1963 Wight, Earl.....1932 Wiggins, Kenny.....2007-08-09-10 Wikstrom, Winslow.....1933 Wilburn, Fred.....1986-87 Wilcots, Stacey.....1990-91 Wiley, Ron.....1971-72 Wilkerson, Jay.....1986-87 Williams, Anthony.....2010 Williams, Anthony.....1987-88 Williams, Chris.....1991-92 Williams, Danny.....1993-94-95 Williams, Dave.....1983-84 Williams, Don.....1983-84 Williams, Don.....1983-84 Williams, Evan.....2019-20-21-22 Williams, Fred.....1984 Williams, J.R.....1962 Williams, Jalen.....2022 Williams, James.....1973-74 Williams, James.....1985-86 Williams, James D.....1986-88-89 Williams, Joe.....1963 Williams, Jon.....1994-95 Williams, Ken.....1982-83 Williams, LeKendrick.....2014 Williams, Mel.....1980 Williams, Paul.....2003-04-05-06 Williams, Payton.....1996-97-98-99 Williams, Sam.....1999-00-01-02 Williams, Wendell.....1977-78-79-80 Williams, Willard.....1944 Williamson, Greg.....1985-86 Willis, Larry.....1965-66 Willis, Larry.....1983-84 Williston, Preston.....1924-26 Willoughby, Larry.....1951-52 Wilsey, Bill.....1965-66 Wilsey, Dan.....1964 Wilson, A.....1921-22 Wilson, Bob.....1948-50 Wilson, Clarence.....1988 Wilson, Cristin.....2011-12 Wilson, Ed.....1966 Wilson, Fred.....1985 Wilson, Harold.....1928-30 Wilson, Jerry.....1948-50-51 Wilson, Kyrie.....2012-13-14-15 Wilson, Philip.....1921 Wilson, Sam.....1997-98 Wimbush, Mike.....1959 Winans, Tydus.....1991-92-93 Winblad.....1923 Winder, Conley.....1945 Winder, Don.....1940 Winters, George.....1948 Wipf, Wesley.....1944-45 Wise, Bob.....1979 Withycombe, Mike.....1986-87 Wolfe, Jim.....1946-47 Wolfram, T.C.....1992-93-94-95 Woltz, Justin.....2000-01-03 Womack, Richard.....1960 Wood, Mark.....2002-03-04 Woodley, Quireo.....2017-19-20 Woodman, Joe.....1931 Woodruff, Tony.....1980-81 Woods, Kelly.....1977-78 Woods, Steve.....1977-78-80-81 Woodson, Henry.....1970 Worrell, Cameron.....2001-02 Worsham, Preston.....1939-40 Wren, David.....1969 Wright.....1922 Wright, Alan.....2015-16 Wright, Amos.....1930 Wright, Andrew.....2017-18-19</p>	<p>Wright, Dwayne.....2003-06 Wright, Rodney.....1998-99-00-01 Woy, Bob.....1979 Wurst, Curt.....1972-73 Wylie, Devon.....2007-08-09-11</p> <p>Y</p> <p>Yancy, Bill.....1978 Yarborough, Walt.....1964 Yavasile, Klare.....1970 York, Ralph.....1963 Yost, Tom.....1946-47-49-50 Young.....1923 Young, Andre.....1977-78 Young, Calvin.....1974-75 Young, Earl.....1996 Young, Kyle.....2003-04-05 Young, Roger.....1966-67 Youngblood, Armin.....1991-92 Your, Willie.....1974-75 Yrigollen, Ron.....1982</p> <p>Z</p> <p>Zack, Dave.....1941 Zahnie, Sam.....1942-46-47 Zankick, Dennis.....1974-75 Zeigler, Herman.....1947-48-49 Zemanek, Bob.....1977-78-79-80 Zerrili, Len.....1962 Zimmerman, Kyle.....2005-06-07 Zimmerman, Don.....1968 Zumbro, Tim.....1975-76</p>
---	--	---	---	---



FIRST-TEAM ALL-AMERICANS



JACK MULKEY 1939-40 • END JACKIE FELLOWS 1942 • QB WILLARD WHITAKER 1954 • G DALE MESSER 1959, 1960 • HB DOUG BROWN 1960, 1961 • OL MONTE DAY 1962 • T BEAU CARTER 1963 • QB



ERV HUNT 1968 • S TOM MCCALL 1968 • LB STEVE CORDLE 1981 • S BERNARD BERRIAN 2001 • RS A.J. JEFFERSON 2007 • RS PHILLIP THOMAS 2012 • SS

FIRST-TEAM ALL-AMERICA

Myron Anderson	1930	End
Jack Mulkey	1939	End
Jack Mulkey	1940	End
Jackie Fellows	1942	Quarterback*
Dan Bolt	1945	Guard
Willard Whitaker	1954	Guard
Dale Messer	1959	Halfback
Dale Messer	1960	Halfback
Doug Brown	1960	Guard
Doug Brown	1961	Center
Monte Day	1962	Tackle
Beau Carter	1963	Quarterback
Erv Hunt	1968	Safety
Tom McCall	1968	Linebacker
Steve Cordle	1981	Strong Safety
Bernard Berrian	2001	Ret. Specialist
A.J. Jefferson	2007	Ret. Specialist
Phillip Thomas	2012	Safety\$

*Consensus All-American
\$ Unanimous All-American

The NCAA recognizes the All-America teams selected by the AP, AFCA, FWAA, Sporting News, and the WCFF. To determine consensus All-Americans, a player must appear on three of these organizations first team. If a player is named an All-American by all five organizations, he is a "unanimous All-American".

ADDITIONAL ALL-AMERICANS

Myron Anderson, HM	1930		Chuck McCutchen, HM (AP)	1988	Nose Guard
Frenchy Bordagaray, HM	1930		Jeff Truschel, HM (AP)	1988	Offensive Tackle
Frank Friedman, HM	1930		Ron Cox, HM (AP)	1988	Linebacker
Dick White, HM	1930		James Williams, HM (AP)	1988	Cornerback
Walt Byrd, HM (UPI)	1934		Jeff Skidmore, HM (AP)	1988	Offensive Guard
Mike Freeman, HM	1966	Defensive Back	Ron Cox, 2nd (TSN), 2nd (FN), 3rd (AP), HM (UPI)	1989	Linebacker
John Stahl, HM	1967	Offensive Tackle	James Williams, 2nd (TSN), 3rd (AP)	1989	Cornerback
Steve Verry, 2nd	1971	Offensive Guard	Dwight Pickens, HM (TSN)	1989	Flanker
Dwayne Crump, HM	1971	Safety	Aaron Craver, HM (TSN)	1989	Tailback
Jack Fisher, HM	1971	Defensive Tackle	Marquez Pope, HM (TSN)	1989	Free Safety
Gary Weaver, 3rd	1972	Linebacker	Kelvin Means, HM (TSN)	1989	Split End
Phil Borjas, HM	1972	Defensive Back	Melvin Johnson, 3rd (FN)	1991	Offensive Guard
Gary Hayes, HM (AP)	1979	Defensive Back	Trent Dilfer, 2nd (C&PFN), HM (FN)	1992	Quarterback
Pat Palumbo, HM (AP)	1979	Offensive Guard	Malcolm Seabron, HM (FN)	1992	Flanker
Jeff Tedford, HM	1982	Quarterback	Jesse Hardwick, HM (FN)	1992	Offensive Tackle
Scott Darrow, HM	1982	Kicker	Lorenzo Neal, HM (FN)	1992	Fullback
Ed Carter, HM	1982	Offensive Tackle	Zack Rix, HM (FN)	1992	Nose Guard
Henry Ellard, 2nd (AP)	1982	Split End	Wendell Valentine, HM (FN)	1992	Linebacker
Mike Forrest, HM	1982	Offensive Guard	Trent Dilfer, 3rd (AP), 3rd (FN)	1993	Quarterback
John Blacksill, HM	1982	Center	Brad Bell, HM (FN)	1993	Defensive End
Kevin Jones, HM	1982	Defensive End	Charlie Jones, HM (FN)	1993	Flanker
Matt McKnight, HM	1982	Free Safety	Ron Rivers, HM (FN)	1993	Tailback
Rocky Costello, HM	1983	Kicker	Ron Collins, HM (FN)	1993	Offensive Tackle
Larry Willis, HM	1983	Split End	Ron Papazian, HM (FN)	1993	Linebacker
Larry Willis, 3rd (AP)	1984	Split End	David Dunn, 2nd (TSN), 2nd (C&PFN)	1994	WR/KR
Stephen Baker, HM (AP)	1985	Split End	Charlie Jones, HM (UPI)	1995	Wide Receiver
Barry Belli, HM (AP)	1985	Kicker	Charles Smith, freshman (TSN)	1998	Wide Receiver
Anthony Dollarhide, HM (AP)	1985	Cornerback	Derrick Ward, freshman (FN)	1999	Running Back
Barry Grove, HM (AP)	1985	Offensive Guard	Asen Asparuhov, 3rd (TSN), HM (CNN/SI)	2001	Placekicker
Dave Lerma, HM (AP)	1985	Offensive Tackle	Bernard Berrian, 4th (TSN)	2001	Return Specialist
Mike Mancini, HM (AP)	1985	Punter	David Carr, 2nd (FN), 3rd (AP), HM (CNN/SI)	2001	Quarterback
Chris Pacheco, HM (AP)	1985	Nose Guard	Alan Harper, 2nd (AP), (TSN), (FN), HM (CNN/SI)	2001	Defensive Tackle
Michael Stewart, HM (AP)	1985	Strong Safety	Logan Mankins, freshman (TSN)	2001	Offensive Tackle
Kevin Sweeney, HM (AP)	1985	Quarterback	Rodney Wright, 4th (TSN)	2001	Wide Receiver
James Williams, HM (AP)	1985	Tailback	James Sanders, freshman (FWAA, TSN)	2002	Strong Safety
Kevin Sweeney, HM (AP)	1986	Quarterback	Paul Pinegar, freshman (TSN)	2002	Quarterback
Stephen Baker, HM (AP)	1986	Split End	Jermaine Jamison, freshman (TSN)	2002	Wide Receiver
Barry Belli, HM (AP)	1986	Kicker	Kyle Young, freshman (FWAA)	2003	Center
Jethro Franklin, HM (AP)	1986	Defensive End	Logan Mankins, 2nd (WC)	2004	Offensive Tackle
Cliff Hannemann, HM (AP)	1986	Linebacker	Ryan Wendell, freshman (TSN)	2004	Offensive Guard
David Grayson, HM (AP)	1986	Linebacker	Garrett McIntyre HM (AP, CNN-SI)	2005	Defensive Tackle
Michael Stewart, HM (AP)	1986	Strong Safety	Cole Popovich, Freshman (TSN, FWAA)	2005	Offensive Guard
Mike Chuhlantseff, HM (AP)	1986	Offensive Guard	Ryan Mathews, Junior, 2nd Team (AP) (SI)	2009	Running Back
Mike Withycombe, HM (AP)	1986	Offensive Tackle	Kevin Goessling, Sophomore, HM (SI)	2009	Place Kicker
Jethro Franklin, 2nd (TSN), 3rd (AP), HM (UPI)	1987	Defensive End	Devon Wylie, Senior, 3rd (Yahoo!), HM (SI)	2011	Punt Returner
Barry Belli, HM (AP)	1987	Kicker	Davante Adams, R-Freshman, 4th (Phil Steele), HM (SI)	2012	Wide Receiver
Mike Withycombe, HM (AP)	1987	Offensive Tackle	Derek Carr, Junior, HM (SI)	2012	Quarterback
Ron Jenkins, HM (AP)	1987	Wide Receiver	Davante Adams, Sophomore, 1st (SBN), 2nd (AP, WC, Lindy's), 3rd (CBSSports, Athlon, PS), HM (SI)	2013	Wide Receiver
Rod Webster, HM (AP)	1987	Strong Safety	Derek Carr, Senior, 2nd (Lindy's), 3rd (Athlon), HM (SI)	2013	Quarterback
Tracy Rogers, HM (AP)	1987	Linebacker	Austin Wentworth, Senior, HM (SI)	2013	Offensive Tackle
Brock Smith, HM (AP)	1987	Wide Receiver			
Fred Wilburn, HM (AP)	1987	Cornerback			
Tracy Rogers, HM (AP)	1988	Linebacker			
Kelly Skipper, HM (AP)	1988	Tailback			
Tony Harris, HM (AP)	1988	Strong Safety			
Craig Jones, HM (AP)	1988	Tight End			

Key: AP (Associated Press); TSN (The Sporting News); UPI (United Press International); FN (Football News); C&PFN (College & Pro Football Newsweekly); FWAA (Football Writers Association of America); WC (Walter Camp); SI (Sports Illustrated); PS (Phil Steele); Yahoo! (Yahoo! Sports); HM (honorable mention)



POSTSEASON ALL-STAR GAMES

EAST-WEST SHRINE BOWL (VARIOUS SITES)

1942	Jack Mulkey, E
1960	Dale Messer, HB
1962	J.R. Williams, C
1976	Del White, LB
1977	Bob Glazebrook, DB
1980	Anthony Washington, CB
1981	Steve Cordle, SS
1982	Henry Ellard, SE
1984	Larry Willis, SE
1986	Cliff Hannemann, LB
1987	Jethro Franklin, DE
1988	Tracy Rogers, LB
1989	James Williams, CB
1990	(West Def. MVP) Aaron Craver, TB
1991	Marquez Pope, FS
	Judd Foell, DL
	Jim Sweeney, West Asst. Coach
1992	Lorenzo Neal, FB
	Jesse Hardwick, OT
1993	Ron Rivers, TB
1994	David Dunn, WR
	Jason James, C
1995	Charlie Jones, WR
1998	Cory Hall, DB
	Josh Kobbish, OL
	Jaime Kimbrough, RB
	Michael Pittman, RB
1999	Jeff Hanna, K
2000	Kevin Jordan, OT
2002	Alan Harper, DT
	Rodney Wright, WR
2003	Pat Hill, Head Coach
	Dan Brown, Assistant Coach
	Frank Cignetti, Assistant Coach
	Nick Burley, DE
	Rodney Michael, C
2004	Bernard Berrian, WR
	Rodney Davis, RB
2005	Logan Mankins, OT
	Stephen Spach, TE
2006	Paul Pineger, QB
2007	Paul Williams, WR
	Kyle Young, C
2008	Ryan Wendell
2009	Tom Brandstater, QB
	Bear Pascoe, TE
2010	Seyi Ajiro, WR
	Robert Malone, P
2010	Lonyae Miller, RB
2011	Chris Carter, DL
	Andrew Jackson, OL
	Ben Jacobs, LB
2012	Devon Wylie, WR
2014	Austin Wentworth, OL
2015	Tyler Davison, DT
	Curtis Riley, CB (inj.)*
2017	Tyquan Glass, CB
2018	Marcus McMaryion, QB
	KeeSean Johnson, WR*
2019	Mykal Walker, LB
2020	Ronnie Rivers, RB#
2021	Ben Jacobs, Assistant Coach
2022	Jalen Cropper, WR
	Nikko Remigio, WR*
	Jordan Mims, RB

* - did not play

- game canceled (COVID-19 pandemic)

SENIOR BOWL (MOBILE, ALA.)

1962	Doug Brown, OT
1986	Kevin Sweeney, QB (inj.)*
1988	Barry Belli, K/P
1992	Tony Brown, CB
1994	James Burton, CB
	Ron Rivers, TB
	Malcolm Seabron, FL
1995	David Dunn, WR
	Jason James, C
1996	Jahine Arnold, WR
1998	Michael Pittman, TB
	Chris Conrad, OL
2001	Orlando Huff, LB
2002	David Carr, QB
	Alan Harper, DT
2004	Bernard Berrian, WR
2005	Logan Mankins, OT
2007	Paul Williams, WR
2010	Lonyae Miller, RB
2013	Robbie Rouse, RB
	Phillip Thomas, SS
2014	Derek Carr, QB
	Marcel Jensen, TE (inj.)*
2015	Josh Harper, WR
	Derron Smith, S (inj.)*
2021	Jake Haener, QB (invite)*
2022	Jake Haener, QB

* - did not play

NFLPA COLLEGIATE BOWL (CARSON, CALIF.)

2012	Logan Harrell, DT
2013	Michael Butler, TE
	Richard Helepiko, OL
	Tristan Okpalauo, OLB
2014	Isaiah Burse, WR
2016	Ejoro Ederaine, OLB
	Marteze Waller, RB
	Charles Washington, DB
2017	Da'Mari Scott, WR
2021	Ronnie Rivers, RB*
	Arron Mosby, DE
	DaRon Bland, DB
2022	David Perales, DE

* - did not play

CASINO DEL SOL ALL-STAR GAME (TUCSON, ARIZ.)

2012	Leslie Cooper, OG
	Kevin Goessling, K
	Bryce Harris, OT

HULA BOWL (HONOLULU, HAWAI 'I)

1978	Curtis Minor, DB
1988	Terry Cook, DE
	Jim Sweeney, West Asst. Coach
1990	Aaron Craver, TB
1991	Mark Barsotti, QB
	Marquez Pope, FS
1992	Lorenzo Neal, FB
1993	Ron Collins, OT
	Tommy Jones, CB
	Sam Watson, SS
1995	Reggie Brown, FB
1999	Jim Arellanes, QB
2000	Billy Volek, QB
2001	Thabiti Lockhart, NT
2002	Tierre Sams, CB
2005	Therrian Fontenot, CB
2006	Tyrone Culver, FS
	Raymond Washington, CB

2007	Pat Hill, West Head Coach
	Dwayne Wright, RB
	Roshon Vercher, FB
	Kyle Young, C
2019	Jared Rice, TE
2020	Syrus Tuitele, OL
2021	Arron Mosby, DE
2022	Jordan Mims, RB*

There was no Hula Bowl from 2009-19; it returned on Jan. 26, 2020

BLUE-GRAY GAME (MONTGOMERY, ALA.)

1981	Tim Washington, CB
1986	Stephen Baker, SE
	Kevin Sweeney, QB (inj.)
1991	Mark Barsotti, QB
	Tony Brown, CB
	Emery Braxton, CB
	Kelvin Means, SE
1994	Demetrius Edwards, NG
1995	Jahine Arnold, WR
1996	Jim Arellanes, QB
	Brian Roberson, WR
1997	Michael Pittman, TB
1998	Jaime Kimbrough, RB
	Josh Kobbish, OL

JAPAN BOWL (TOKYO, JAPAN)

1978	Curtis Minor, DB
1984	Curtis Allen, SS
1986	Stephen Baker, SE
	(West MVP)
	Michael Stewart, SS
	Gene Taylor, FL
	Kevin Sweeney, QB (inj.)
	Jim Sweeney, West Head Coach
1987	Jethro Franklin, DE
	Barry Belli, K/P
1989	Dwight Pickens, FL
	Mike Foust, OT
1990	Aaron Craver, TB
1991	Jeff Thiesen, LB
1992	Lorenzo Neal, FB
	Jesse Hardwick, OT

COLLEGE ALL-STAR GAME (CHICAGO, ILL.)

1968	Mike Freeman, DB
1972	Gary Weaver, LB

MARTIN LUTHER KING CLASSIC (SAN JOSE, CALIF.)

1989	Myron Jones, FB
------	-----------------

COACHES ALL-AMERICA BOWL (LUBBOCK, TEXAS)

1972	Gary Weaver, LB
------	-----------------

ALL-AMERICAN BOWL (TUCSON, ARIZ.)

1961	Sonny Bishop, OT
	Doug Brown, OT
	Jay Buckert, E
	Gerald Houser, E

GRIDIRON CLASSIC (FLORIDA)

2002	Maurice Rodriguez, LB
	Rodney Wright, WR
2003	Rodney Michael, C
	Victor Taifane, OG



COLLEGE FOOTBALL AWARDS

HEISMAN MEMORIAL TROPHY (Nation's Top Player)

1986 - Kevin Sweeney (finished 9th)

2001 - David Carr (finished 5th)

2013 - Derek Carr (finished 8th)

BILETNIKOFF AWARD (Nation's Top Wide Receiver)

2013 - Davante Adams (semifinalist)

BOYLES AWARD (Nation's Top Assistant Coach)

2012 - Nick Toth (semifinalist)

2013 - Dave Schramm (semifinalist)

BURLSWORTH TROPHY**(Nation's Top Player Who Started As A Walk-On)**

2012 - Tristan Okpalaugo (semifinalist)

2013 - Jonathan Norton (semifinalist)

DAVEY O'BRIEN AWARD (Nation's Top QB)

1986 - Kevin Sweeney (runner-up)

2001 - David Carr (semifinalist)

2013 - Derek Carr (semifinalist)

2018 - Marcus McMaryion (semifinalist)

2021 - Jake Haener (semifinalist)

DOAK WALKER AWARD (Nation's Top Running Back)

2009 - Ryan Mathews (semifinalist)

FOOTBALL NEWS OFFENSIVE PLAYER OF THE YEAR

2001 - David Carr (WINNER)

JIM THORPE AWARD (Nation's Top Defensive Back)

2012 - Phillip Thomas (finalist)

JOHNNY UNITAS GOLDEN ARM (Nation's Top Senior QB)

2001 - David Carr (WINNER)

2013 - Derek Carr (finalist)

2018 - Marcus McMaryion (top 30)

MANNING AWARD (Nation's Top QB)

2001 - David Carr (WINNER)

2013 - Derek Carr (finalist)

MAXWELL AWARD (College Player of the Year)

2009 - Ryan Mathews (semifinalist)

2018 - Marcus McMaryion (semifinalist)

2013 - Derek Carr (semifinalist)

PAUL WARFIELD AWARD (Nation's Top Wide Receiver)

2013 - Davante Adams (WINNER)

POP WARNER (Most Outstanding Player in the Western U.S.)

2001 - David Carr (WINNER)

RAY GUY AWARD (Nation's top punter)

2018 - Blake Cusick (semifinalist)

SAMMY BAUGH AWARD (Nation's Top QB)

1993 - Trent Dilfer (WINNER)

2001 - David Carr (WINNER)

2013 - Derek Carr (WINNER)

WALTER CAMP PLAYER OF THE YEAR AWARD

2013 - Derek Carr (semifinalist)

WUERFFEL TROPHY (community service w/ athletics & academics)

2005 - Tyrone Culver (semifinalist)

2007 - Clint Stitser (finalist)

2018 - Marcus McMaryion (semifinalist)



David Carr finished fifth in the race for the Heisman (2001). He was the winner of the 2001 Johnny Unitas Golden Arm Award.



Davante Adams was the winner of the Paul Warfield Award in 2013.



Phillip Thomas was a finalist for the 2012 Jim Thorpe Award.



Marcus McMaryion was a semifinalist for four awards following his senior season in 2018.



Trent Dilfer was the 1993 winner of the Sammy Baugh Award.



Derek Carr finished 8th in the Heisman race in 2013.

MOUNTAIN WEST PRESEASON HONORS

PRESEASON PLAYERS OF THE YEAR

OFFENSE

2022 Jake Haener, QB
 2013 Derek Carr, QB
 2012 Derek Carr, QB

DEFENSE

2020 Justin Rice, LB
 2014 Derron Smith, DB
 2013 Derron Smith, DB

PRESEASON ALL-CONFERENCE TEAM

OFFENSE

2022 Jake Haener, QB
 Jalen Cropper, WR
 Jordan Mims, RB
 Dontae Bull, OL
 2021 Ronnie Rivers, RB
 2019 Jared Rice, TE
 2018 KeeSean Johnson, WR
 2015 Marteze Waller, RB
 Alex Fifita, OL
 2014 Cody Wichmann, OL
 2013 Derek Carr, QB
 Davante Adams, WR
 Marcel Jensen, TE
 Austin Wentworth, OL
 2012 Derek Carr, QB
 Robbie Rouse, RB

DEFENSE

2022 Evan Williams, DB
 2020 Justin Rice, LB
 2019 Mykal Walker, LB
 Juju Hughes, DB
 2018 Jeff Allison, LB
 2014 Derron Smith, DB
 Tyeler Davison, DL
 Ejiro Ederaine, LB
 2013 Derron Smith, DB
 Tyeler Davison, DL
 L.J. Jones, DB
 2012 Travis Brown, LB

SPECIAL TEAMS

2014 Garrett Swanson, P

PRESEASON PREDICTED ORDER OF FINISH

2022 1st in West (20)
 2021 4th in West
 2020 4th in West
 2019 1st in West (17)
 2018 1st in West (16)
 2017 6th in West
 2016 4th in West
 2015 2nd in West (3)
 2014 1st in West (15)
 2013 1st in West
 2012 3rd in West (2)

(Number in parenthesis represents first place votes)

CONFERENCE PLAYERS OF THE YEAR

OFFENSIVE PLAYER OF THE YEAR

MOUNTAIN WEST

2013 Derek Carr, QB
 2012 Derek Carr, QB

WAC

2001 David Carr, QB
 1998 Jaime Kimbrough, TB
 (Pacific Division)

1993 Trent Dilfer, QB

BIG WEST

1991 Mark Barsotti, QB
 (Co-Offensive MVP)

PCAA

1986 Kevin Sweeney, QB (Co-MVP)
 1985 Kevin Sweeney, QB (Co-MVP)
 1982 Henry Ellard, SE (Co-MVP)
 Jeff Tedford, QB (Co-MVP)
 1977 Dean Jones, QB

DEFENSIVE PLAYER OF THE YEAR

MOUNTAIN WEST

2018 Jeff Allison, LB
 2012 Phillip Thomas, SS

WAC

2010 Chris Carter, DE
 2007 Marcus Riley, LB
 2005 Garrett McIntyre, DT
 2001 Alan Harper, DT

BIG WEST

1991 Marquez Pope, FS
 (Co-Defensive MVP)
 1990 Marquez Pope, FS
 (Co-Defensive MVP)
 1989 Ron Cox, ROV
 1988 Tracy Rogers, LB

PCAA

1987 Jethro Franklin, DE

SPECIAL TEAMS PLAYER OF THE YEAR

WAC

1994 David Dunn, KR

FRESHMAN OF THE YEAR

MOUNTAIN WEST

2012 Davante Adams, WR

WAC

2004 Ryan Wendell, OG
 2002 Paul Pinegar, QB

COACH OF THE YEAR

Jim Sweeney

1977 - PCAA Coach of the Year
 1982 - PCAA Coach of the Year
 - District-9 Coach of the Year
 1985 - PCAA Coach of the Year
 - District-9 Coach of the Year
 - UPI All-West Coach of the Year
 1988 - Big West Coach of the Year
 1989 - Big West Coach of the Year
 - National Coach of the Year Semifinalist
 1991 - Big West Coach of the Year

Jeff Tedford

2017 - Mountain West Coach of the Year
 - AFCA Region-5 Coach of the Year
 - George Munger Collegiate Coach of the Year Semifinalist
 - Eddie Robinson Coach of the Year Finalist
 2018 - Eddie Robinson Coach of the Year Finalist
 - Paul "Bear" Bryant Coach of the Year Finalist

THREE-TIME FIRST-TEAM ALL-CONFERENCE SELECTIONS

Name	Pos	Years	Conference
Bob Burgess	C	1939-40-41	All-Coast
Dean Philpott	FB	1955-56-57	All-Coast
Dale Messer	HB	1958-59-60	All-Coast & CCAA
Doug Brown	G	1959-60-61	All-Coast & CCAA
J.R. Williams	C	1960-61-62	CCAA
Barry Belli	K	1985-86-87	PCAA
Marquez Pope	S	1989-90-91	Big West
Jesse Hardwick	OT	1990-91-92	Big West ('90-91), WAC ('92)
Alan Harper	DT	1999-00-01	WAC
Kevin Goessling	K	2009-10-11	WAC
Derron Smith	S	2012-13-14	Mountain West

ALL-CONFERENCE SELECTIONS

FIRST-TEAM ALL-COAST

1939	Bob Burgess, C
1940	Bob Burgess, C
1941	Bob Burgess, C Jim Molich, E
1951	Nick Dokoozlian, FB
1952	Ledio Fanucchi, T Larry Willoughby, FB Willard Whitaker, G
1954	Lyman Erlich, T Willard Whitaker, G
1955	Dean Philpott, FB Darryl Rogers, E Alan Kirchoff, T
1956	Dean Philpott, FB Don Kloppenburg, C
1957	Dean Philpott, FB Don Kloppenburg, C
1958	Dale Messer, HB Fred Raco, E
1959	Dale Messer, HB Doug Brown, C
1960	Dale Messer, HB Doug Brown, C
1961	Jon Anabo, QB Doug Brown, C Jay Buckert, E Bill Kendrick, HB
1962	Jon Anabo, QB Jan Barrett, E Monte Day, T J.R. Williams, C Beau Carter, QB
1963	Beau Carter, QB
1964	Jim Long, TB Paul Warkentin, C
1966	Mike Freeman, DB Sylvester Greenwood, G
1968	Hank Corda, G John Stahl, T
1975	Calvin Young, TE (2nd)
1977	Chuck Shearn, OG Simon Peterson, DE
1981	Steve Cordle, SS
1982	Henry Ellard, SE
1983	Larry Willis, SE
1984	Larry Willis, SE Ron Cross, FS (2nd, UPI)
1985	Kevin Sweeney, QB (1st, UPI) Mike Mancini, P (1st, UPI) Barry Grove, OG (2nd, UPI)
1986	Stephen Baker, SE (1st, UPI) Kevin Sweeney, QB (2nd, UPI) Gene Taylor, FL (2nd, UPI) James Williams, TB (2nd, UPI) Greg Ramsey, DE (2nd, UPI)
1987	Jethro Franklin, DE (1st, UPI) Barry Belli, K (2nd, UPI)
1988	Tracy Rogers, LB (1st, UPI) Tony Harris, SS (1st, UPI)
1989	Ron Cox, ROV (1st, UPI) James Williams, CB (1st, UPI)

FIRST-TEAM ALL-CCAA

1946	Bob Hoffman, T Jean Lamour, G
1947	Bob Hoffman, T Millard Mitchell, T
1949	Dick Biama, HB
1950	Chuck Toy, E Johnny Morse, HB/DB Gordon Leavitt, DG

1953	Bill Raine, E Willard Whitaker, G
1954	Lyman Erlich, T Duke Snider, HB Don Driscoll, HB
1955	No team selected
1956	Allan Kerchoff, T Bill Harvey, T Nick Brown, C Don Kloppenburg, C Dean Philpott, FB L.C. Taylor, HB
1957	George Van Zant, E Nick Brown, T Don Kloppenburg, C
1958	Dale Messer, HB
1959	Dale Messer, HB Jack Mattox, T Doug Brown, G
1960	Dale Messer, HB Sonny Bishop, T Doug Brown, G J.R. Williams, C John Webster, C Bob Van Galder, QB Larry Iwasaki, HB
1961	Monte Day, T Doug Brown, G J.R. Williams, C Sonny Bishop, T Bill Kendrick, HB
1962	Larry Fogelstrom, E Monte Day, T J.R. Williams, C Jon Anabo, QB
1963	Beau Carter, QB Jan Farris, E
1964	Paul Warkentin, C Dave Plump, HB
1965	Bill Wilsey, G Walt Yarborough, DB Dave Plump, HB
1966	Sylvester Greenwood, DE Terry Pitts, G Gary Cohagan, DT Dick Lowe, DG
1967	John Stahl, T Danny Robinson, QB Mike Freeman, DB
1968	Tom McCall, LB Mike Flores, FB John Stahl, T Hank Corda, G Erv Hunt, DB Tony Welch, T Ron Remington, DT

FIRST-TEAM ALL-PCAA

1969	Tom Flanagan, LB Jack Erdman, DB
1970	Tom Flanagan, LB Gary Boreham, WR Carl Ray Harris, DB Cleo McCutcheon, T Steve Verry, G
1971	Gary Weaver, LB Dwayne Crump, DB Steve Verry, G
1972	Gary Weaver, LB Dwayne Crump, DB Phil Borjas, DB Pat Plummer, T Craig Holworthy, P Dwayne Westphal, DT

1973	Craig Holworthy, P Dwayne Westphal, DT
1974	Calvin Young, TE Alvaro Garcia, K Greg Anderson, OT
1975	Calvin Lane, DB Dan Johnson, LB
1976	Simon Peterson, DT Curtis Minor, DB Vince Petrucci, K
1977	Simon Peterson, DT Curtis Minor, DB Bob Glazebrook, DB Willy Robinson, DB Larry Fister, DT Vince Petrucci, K Dean Jones, QB Dave Applegate, G Steve Franklin, RB Tony Jackson, WR Rick Stannard, OT Chuck Shearn, OG Steve Shearn, C
1978	Gary Hayes, DB
1979	Gary Hayes, DB Pat Palumbo, G
1980	Anthony Washington, CB Joe Becker, OT
1981	Steve Cordle, SS Scott Darrow, K Steve Houston, OG Ted Torosian, FB Henry Ellard, SE
1982	Henry Ellard, SE Jeff Tedford, QB Scott Darrow, K Ed Carter, OT Mike Forrest, OG John Blacksill, C Kevin Jones, DE Matt McKnight, FS
1983	Larry Willis, SE
1984	Larry Willis, SE Ron Cross, FS Chris Pacheco, NG
1985	Kevin Sweeney, QB James Williams, TB Stephen Baker, SE Barry Belli, K Michael Stewart, SS Mike Mancini, P Chris Pacheco, NG Anthony Dollahide, CB David Lerma, OT Barry Grove, OG
1986	Kevin Sweeney, QB Stephen Baker, WR/Ret. Barry Belli, K Jethro Franklin, DE Michael Stewart, SS Mike Chuhlantseff, OG Mike Withycombe, OT Cliff Hannemann, LB David Grayson, LB
1987	Jethro Franklin, DE Barry Belli, K Mike Withycombe, OT Ron Jenkins, FL Rod Webster, SS Tracy Rogers, LB Brock Smith, SE Fred Wilburn, CB



ALL-CONFERENCE SELECTIONS

FIRST-TEAM ALL-BIG WEST	
1988	Tracy Rogers, LB Tony Harris, SS Chuck McCutchen, NG Ron Cox, LB James Williams, CB Jeff Skidmore, OG Kelly Skipper, TB Craig Jones, TE Jeff Truschel, OT
1989	Ron Cox, ROV Dwight Pickens, WR/PR Mike Foust, OT Paul Vial, OG Rich Bartlewski, TE Aaron Craver, RB Lance Oberparleiter, P Terry Cook, DL James Williams, CB Marquez Pope, S
1990	Marquez Pope, FS Nick Ruggeroli, DE Taylor Cooper, CB Tony Brown, CB Jesse Hardwick, OT Melvin Johnson, OG Aaron Craver, TB
1991	Mark Barsotti, QB Marquez Pope, FS Kelvin Means, SE Jesse Hardwick, OT Lorenzo Neal, FB Ron Rivers, TB Derek Mahoney, PK Judd Foell, DE Zack Rix, DL Darren Boyer, LB Jeff Thiesen, LB Tony Brown, CB Melvin Johnson, OG

FIRST-TEAM ALL-WAC	
1992	Trent Dilfer, QB Zack Rix, NG Jesse Hardwick, OT
1993	Trent Dilfer, QB Ron Rivers, TB Jason James, C Derek Mahoney, PK James Burton, CB
1994	David Dunn, RS Charlie Jones, WR
1995	Charlie Jones, WR
1996	A.J. Gass, LB Gary Osmundson, C Brian Roberson, WR Bryan Robinson, DT Omar Stoutmire, SS
1997	Michael Pittman, TB Chris Conrad, OT A.J. Gass, LB
1998	Jaime Kimbrough, TB Ken Foersch, OL Tim Skipper, LB Jeff Roberts, P
1999	Jeff Hanna, K Alan Harper, DT Orlando Huff, LB Anthony Limbrick, FS Billy Volek, QB Rodney Wright, WR

2000	Vernon Fox, FS Alan Harper, DT <u>Orlando Huff, LB</u>
2001	Asen Asparuhov, K Bernard Berrian, WR Nick Burley, DE David Carr, QB Vernon Fox, S Alan Harper, DT Jason Simpson, P <u>Mike Stovall, C</u>
2002	Asen Asparuhov, PK Nick Burley, DE Jason Stewart, NT Cameron Worrell, FS <u>Joe Schey, RT</u>
2003	Bernard Berrian, WR/Returner James Sanders, SS <u>Bryce McGill, LB</u>
2004	Logan Mankins, OT Garrett McIntyre, DT James Sanders, SS <u>Ryan Wendell, OG</u>
2005	Paul Pinegar, QB Paul Williams, WR Adam Jennings, RS Kyle Young, C Dartagnon Shack, LT Wendell Mathis, RB Garrett McIntyre, DT <u>Tyrone Culver, FS</u>
2006	Chris Denman, OT <u>Dwayne Andrews, LB</u>
2007	Marcus Riley, LB Ryan Wendell, C Bear Pascoe, TE Tyler Clutts, DE
2008	<u>Bobby Lepori, LT</u>
2009	Chris Carter, DL Kevin Goessling, K Andrew Jackson, OL Ben Jacobs, LB Ryan Mathews, RB Robert Malone, P
2010	Chris Carter, DL Kevin Goessling, K Logan Harrell, DL Ben Jacobs, LB <u>Kenny Wiggins, OL</u>
2011	Travis Brown, LB Kevin Goessling, K Logan Harrell, DT Bryce Harris, OT Robbie Rouse, RB Jalen Saunders, WR
FIRST-TEAM ALL-MOUNTAIN WEST	
2012	Davante Adams, WR Derek Carr, QB Tyeler Davison, NG Robbie Rouse, RB Derron Smith, FS Phillip Thomas, SS <u>Austin Wentworth, OL</u>
2013	Davante Adams, WR Derek Carr, QB Derron Smith, FS <u>Austin Wentworth, OL</u>
2014	Tyeler Davison, NG Josh Harper, WR Derron Smith, FS
2017	Jeff Allison, LB

2018	Jeff Allison, LB Christian Cronk, OL Tank Kelly, DB <u>Mykal Walker, DL</u>
2019	Justin Rice, LB <u>Mykal Walker, LB</u>
2020	<u>Ronnie Rivers, RB</u>
2021	Alex Akingbulu, OL <u>Evan Williams, DB</u>
2022	Jake Haener, QB Jalen Cropper, WR Jordan Mims, RB <u>David Perales, DE</u>

SECOND TEAM ALL-WAC

1992	Lorenzo Neal, RB Malcolm Seabron, WR Wendell Valentine, LB <u>Sam Watson, DB</u>
1993	Brad Bell, DL Ron Collins, OL <u>Ron Papazian, LB</u>
1994	Jason James, OL Johann Lyssand, PK Jerome Oliver, RB <u>Ron Papazian</u>
1995	Jahine Arnold, WR <u>Omar Stoutmire, DB</u>
1996	Michael Pittman, RB Brian Roberson, RS <u>Rio Wells, DB</u>
1997	Jeff Hanna, PK <u>Andrew Jones, DL</u>
1998	Cory Hall, DB <u>Jerry Lemon, DL</u>
1999	Rob Gatrell, OL Tim Skipper, LB <u>Charles Smith, ST</u>
2000	Bernard Berrian, WR David Carr, QB Kevin Jordan, OL Thabiti Lockhart, DL Dante Marsh, DB <u>Tim Skipper, LB</u>
2001	Devon Banks, DB Paris Gaines, RB Maurice Rodriguez, LB Fitu Tu'u'a, OL <u>Rodney Wright, WR</u>
2002	Marque Davis, WR Rodney Davis, RB Bryce McGill, LB Rodney Michael, OL <u>Jason Simpson, P</u>
2003	Garrett McIntyre, DL Brian Morris, DL Dartagnon Shack, OL <u>Brett Visintainer, PK</u>
2004	Richard Marshall, DB Bryson Sumlin, RB <u>Kyle Young, OL</u>
2005	Dwayne Andrews, LB Richard Marshall, DB <u>Marcus McCauley, DB</u>
2006	Tyler Clutts, DL Josh Sherley, DB <u>Dwayne Wright, RB</u>
2007	<u>A.J. Jefferson, ST</u>
2008	Chris Carter, LB Moses Harris, DB Andrew Jackson, OL Ben Jacobs, LB



ALL-CONFERENCE SELECTIONS

2009	Bear Pascoe, TE Seyi Ajirrotutu, WR Lorne Bell, DB Moses Harris, DB Kenny Wiggins, OL
2010	Travis Brown, LB Desia Dunn, DB Jamel Hamler, WR Bryce Harris, OL
2011	Derek Carr, QB Devon Wylie, ST

**SECOND-TEAM
ALL-MOUNTAIN WEST**

2012	Travis Brown, ILB Andy Jennings, DE
2013	Isaiah Burse, RS Tyeler Davison, NG Ejoro Ederaine, OLB Josh Harper, WR Marcel Jensen, TE
2014	Martez Waller, RB Cody Wichmann, OL
2015	Ejoro Ederaine, OLB Alex Fifita, OL
2016	Jeff Camilli, ILB

2017	Jimmy Camacho, K KeeSean Johnson, WR Aaron Mitchell, OL Tobenna Okeke, DL
2018	Mike Bell, DB Blake Cusick, P Juju Hughes, DB KeeSean Johnson, WR Jared Rice, TE Micah St. Andrew, OL
2019	Ronnie Rivers, RB
2020	David Perales, DL Syrus Tuitete, OL
2021	Jalen Cropper, WR Jake Haener, QB David Perales, DE
2022	Nikko Remigio, WR Nikko Remigio, PR Bula Schmidt, OL Evan Williams, DB

**HONORABLE MENTION
ALL-MOUNTAIN WEST**

2012	Sean Alston, CB Isaiah Burse, WR Richard Helepiko, OL Marcel Jensen, TE
------	--

2013	L.J. Jones, CB Andrew Shapiro, P Isaiah Burse, WR L.J. Jones, CB Karl Mickelsen, ILB Nikko Motta, DE Garrett Swanson, P Cody Wichmann, OL
2014	Alex Fifita, OL Donavon Lewis, OLB Chad Olsen, TE
2015	Claudell Louis, DE
2016	Stratton Brown, S KeeSean Johnson, WR Kody Kroening, K
2017	Mike Bell, DB Jaron Bryant, DB Christian Cronk, OL Malik Forrester, DL George Helmuth, LB Juju Hughes, DB Marcus McMaryion, QB Netane Muti, OL David Patterson, OL Micah St. Andrew, OL Robert Stanley, DL
2018	Jaron Bryant, DB

2019	asad Haynes, DL George Helmuth, LB Marcus McMaryion, QB Kevin Atkins, DL Blake Cusick, P Juju Hughes, DB
2020	Kevin Atkins, DL Levelle Bailey, LB Jalen Cropper, WR Jake Haener, QB Kwami Jones, DL Keric Wheatfall, WR Evan Williams, DB
2021	Kevin Atkins, DT Levelle Bailey, LB Josh Kelly, WR Arron Mosby, DE Ronnie Rivers, RB
2022	Levelle Bailey, LB Malachi Langley, LB Mose Vavao, OL Jacob Spomer, OL Raymond Pauwels Jr., TE

CONFERENCE PLAYERS OF THE WEEK

WAC OFFENSIVE

PLAYER OF THE WEEK

1992	Trent Dilfer, QB Lorenzo Neal, RB	Oct. 3 Oct. 24
1993	Trent Dilfer, QB Ron Rivers, RB Trent Dilfer, QB	Sept. 4 Sept. 11 Oct. 23
1994	Jerome Oliver, RB Charlie Jones, WR	Sept. 17 Oct. 15
1995	Michael Pittman, RB Reggie Brown, RB Charlie Jones, WR	Sept. 4 Sept. 11 Nov. 13
1996	Brian Roberson, WR	Oct. 13
1997	Michael Pittman, TB Michael Pittman, TB	Oct. 6 Nov. 3
1998	Jaime Kimbrough, RB Jaime Kimbrough, RB	Nov. 2 Nov. 23
1999	Billy Volek, QB	Sept. 6
2001	Rodney Wright, WR Bernard Berrian, WR David Carr, QB Paris Gaines, RB David Carr, QB	Sept. 3 Sept. 10 Sept. 24 Oct. 1 Dec. 3
2002	Paul Pinegar, QB Rodney Davis, RB	Sept. 30 Dec. 9
2004	Bryson Sumlin, RB	Nov. 15
2005	Paul Pinegar, QB Bryson Sumlin, RB Wendell Mathis, RB Paul Pinegar, QB	Sept. 19 Oct. 3 Oct. 31 Nov. 7
2006	Dwayne Wright, RB Dwayne Wright, RB	Sept. 4 Nov. 27
2007	Ryan Mathews, RB	Oct. 8
2008	Ryan Mathews, RB	Sept. 2
2009	Ryan Mathews, RB Ryan Mathews, RB Ryan Mathews, RB	Sept. 21 Oct. 19 Nov. 2

WAC DEFENSIVE

PLAYER OF THE WEEK

1992	Sam Watson, DB Zack Rix, NG	Sept. 19 Nov. 7
1993	Omar Stoutmire, DB Chris Peters, ILB	Sept. 25 Oct. 16

1996	Ron Papazian A.J. Gass, LB Brian Robinson, DT	Nov. 6 Sept. 30 Oct. 13
1997	A.J. Gass, LB A.J. Gass, LB Efrain Guizar, FS	Oct. 6 Oct. 20 Nov. 24
1998	Justin Johnson, DL Bobby Brooks, LB	Sept. 21 Oct. 5
1999	Orlando Huff, LB Giachino Chiamonte, DE Anthony Limbrick, SS	Oct. 11 Oct. 25 Nov. 1
2000	Tim Skipper, LB Bryce McGill, FS	Sept. 25 Nov. 27
2001	Bryce McGill, SS Nick Burley, DE	Sept. 24 Nov. 12
2002	Claude Sanders, DE Marc Dailey, LB Cameron Worrell, S Nick Burley, DE	Sept. 9 Oct. 14 Nov. 18 Nov. 25
2004	Nico Herron, LB Richard Marshall, CB	Sept. 7 Nov. 8
2005	Richard Marshall, CB Garrett McIntyre, DE	Oct. 17 Nov. 14
2009	Nico Herron, LB Desia Dunn, CB Lorne Bell, S Ben Jacobs, LB	Sept. 7 Oct. 12 Nov. 9 Nov. 23
2010	Logan Harrell, DT Travis Brown, LB	Sept. 7 Nov. 29
2011	Logan Harrell, DT Travis Brown, LB	Sept. 19 Sept. 26

**WAC SPECIAL TEAMS
PLAYER OF THE WEEK**

1996	Bryan Roberson, PR	Sept. 30
1997	Ben Focke, H Jeff Roberts, P	Oct. 27 Nov. 24
1998	Payton Williams, PR Jaime Kimbrough, RB	Nov. 16 Nov. 23
2000	Bernard Berrian, PR Terence Brown, S	Oct. 16 Nov. 6
2001	Jason Simpson, P Bernard Berrian, RS Asen Asparuhov, PK	Sept. 3 Sept. 10 Oct. 15

2002	Bernard Berrian, RS Raymond Washington, DB Asen Asparuhov, PK Asen Asparuhov, PK	Nov. 19 Sept. 2 Nov. 25 Dec. 9
2003	Brett Visintainer, KP Nate Ray, DB Brett Visintainer, PK	Sept. 8 Sept. 29 Oct. 27
2005	Clifton Smith, PR Joe Fernandez, PR	Sept. 12 Oct. 24
2007	A.J. Jefferson, KR Kyle Zimmerman, P A.J. Jefferson, KR A.J. Jefferson, KR Kyle Zimmerman, P	Oct. 8 Oct. 22 Nov. 5 Nov. 12 Dec. 3
2008	Robert Malone, P Kevin Goessling, PK A.J. Jefferson, KR	Sept. 15 Oct. 27 Nov. 10
2009	Robert Malone, P Kevin Goessling, PK Kevin Goessling, PK	Oct. 19 Nov. 9 Nov. 23
2010	Shawn Plummer, LB Kevin Goessling, PK Kevin Goessling, PK	Oct. 4 Oct. 25 Dec. 6
2011	Devon Wylie, PR Kevin Goessling, PK	Sept. 12 Sept. 26

**MOUNTAIN WEST OFFENSIVE
PLAYER OF THE WEEK**

2012	Robbie Rouse, RB Derek Carr, QB Derek Carr, QB Robbie Rouse, RB Derek Carr, QB	Sept. 17 Oct. 1 Oct. 29 Nov. 12 Nov. 26
2013	Derek Carr, QB Davante Adams, WR Davante Adams, WR Derek Carr, QB Derek Carr, QB	Sept. 3 Oct. 7 Oct. 21 Nov. 4 Nov. 25
2017	Marcus McMaryion, QB	Nov. 25
2018	Marcus McMaryion, QB Marcus McMaryion, QB	Sept. 17 Oct. 1
2020	Ronnie Rivers, RB Jalen Cropper, WR	Nov. 9 Nov. 16

2021	Jake Haener, QB Jalen Cropper, WR Jordan Mims, RB Jordan Mims, RB	Sept. 20 Sept. 27 Oct. 25 Nov. 1
2022	Jake Haener, QB Jake Haener, QB	Nov. 7 Nov. 21

**MOUNTAIN WEST DEFENSIVE
PLAYER OF THE WEEK**

2012	Phillip Thomas, SS Andy Jennings, DE Phillip Thomas, SS Travis Brown, ILB	Sept. 17 Oct. 1 Oct. 8 Nov. 12
2013	Ejoro Ederaine, OLB	Oct. 28
2014	Kyrie Wilson, ILB	Nov. 8
2017	Juju Hughes, DB Jeff Allison, LB Jeff Allison, LB George Helmuth, LB	Oct. 7 Oct. 21 Nov. 4 Nov. 18
2018	Mykal Walker, DE	Oct. 1
2019	Justin Rice, LB Evan Williams, DB	Oct. 21 Nov. 4
2021	Arron Mosby, DE Evan Williams, DB	Aug. 30 Nov. 1
2022	David Perales, DE	Oct. 17

**MOUNTAIN WEST SPECIAL TEAMS PLAYER
OF THE WEEK**

2012	Quentin Breshears, PK Andrew Shapiro, FS	Sept. 10 Sept. 17
2013	Colin McGuire, PK Isaiah Burse, PR Marcel Jensen, TE	Sept. 3 Sept. 9 Oct. 28
2018	Jaron Bryant, DB	Sept. 3

**MOUNTAIN WEST FRESHMAN PLAYER OF
THE WEEK**

2021	Cale Sanders, Jr., DB	Aug. 30
------	-----------------------	---------




ACADEMIC ALL-AMERICANS



'99 Payton Williams
DB
Second-Team



'09 Andrew Jackson
OL
First-Team



'09 Robert Malone, P
Second-Team



'10 Vince Pascoe, FB
Second-Team



'13 Derek Carr,
QB
Second-Team



'15 Justin Northern OL
Second-Team



'16 Jacob Vazquez OL
Second-Team

OTHER ACADEMIC AWARDS



Derek Carr (above) being honored at the 2013 National Football Foundation Annual Awards Dinner at the Waldorf Astoria in New York City. Carr is one of three players in school history to be named a NFF National Scholar-Athlete and be a finalist for the William V. Campbell trophy, otherwise known as the Academic Heisman.

NFF WILLIAM V. CAMPBELL TROPHY (Academic Heisman)

- 2001 Vernon Fox (finalist)
- 2009 Moses Harris (finalist)
- 2013 Derek Carr (finalist)

Note: All three were named NFF National Scholar-Athletes

2018

2019

2020

NFF HAMPSHIRE HONOR SOCIETY

- 2007 Joseph Fernandez
- 2008 Clint Stitser
- 2009 Tom Brandstater
- 2010 Moses Harris
- 2011 Lorne Bell

2022

2023

FRESNO STATE PRESIDENT'S MEDAL (the highest honor give to a graduating student)

- 2013 Shawn Plummer
- 2014 Andrew Shapiro

2006

- 2015 Riley Barnes
- Darryl Cash
- Brandon Connette
- Adam DeCosta

2008

- 2016 Dylan Detwiler
- Malique Micenheimer
- Justin Northern
- Kyrian Obidiegwu
- Garrett Swanson

2009

- 2017 Brandon Hughes
- Zach Kline
- Jacob Vazquez

2010

CoSIDA ACADEMIC ALL-DISTRICT

- 2006 Kevin Cooper
- 2008 Moses Harris
- Andrew Jackson
- Vince Pascoe
- 2009 Kevin Goessling
- Moses Harris
- Andrew Jackson
- Robert Malone
- Vince Pascoe
- 2010 Andrew Jackson
- Ben Jacobs
- Vince Pascoe

2011

- Bryce Harris
- Zak Hill

2012

- Derek Carr

2013

- Derek Carr
- Justin Northern

2014

- Justin Northern

2016

- Jacob Vazquez

2019

- Matt Smith

2021

- Evan Williams

ACADEMIC ALL-WAC

1992

- Trent Dilfer
- Christopher Williams

1993

- Chris Burk
- Trent Dilfer

1994

- Chris Burk
- Warren Fortier

1995

- Lance Thomas
- Scott Mueller

1996

- Warren Fortier
- Lawrence Deck

1997

- Warren Fortier
- Jeffery Hanna

1998

- David Shabaglian
- Payton Williams

1999

- Jeremy Blackwell
- Giachino Chiamonte

2000

- Juan Bautista
- Giachino Chiamonte

2001

- Juan Bautista
- Patrick Fanene

2001

- Kevin Murphy
- Timothy Osborn

2001

- Nathan Ray

2002

- David Shabaglian
- Joe Schey
- Steven Spach
- Jaskaran Bains
- Juan Bautista
- La nell Culver
- Kyle Goodman
- Jermaine Jamison
- Adam Jennings
- Garrett McIntyre
- Kevin Murphy
- Nathan Ray
- Doug Roush
- Stephen Spach
- Matthew Stevenson
- Jordan Christensen
- Tyrone Culver
- Jaron Fairman
- Joe Fernandez
- Kyle Goodman
- Nate Ray
- Josh Sherley
- Stephen Spach

2003

- Jordan Christensen
- Tyrone Culver
- Jaron Fairman
- Joe Fernandez
- Kyle Goodman
- Warren Fortier
- Josh Sherley

2004

- Jordan Christensen
- Kevin Cooper
- Tyrone Culver
- Joe Fernandez
- Kyle Goodman
- Garrett McIntyre
- Stephen Spach
- Matt Stevenson
- Jordan Christensen
- Kevin Ciccone
- tyrone Culver
- Shannon Dorsey
- Joe Fernandez
- Kyle Goodman
- Jason Huss
- Ikenna Ike
- Jacob Jorde
- Garrett McIntyre
- Ryan McKinley
- Kyle Richard
- Clint Stitser

2005

- Kevin Ciccone
- tyrone Culver
- Shannon Dorsey
- Joe Fernandez
- Kyle Goodman
- Jason Huss
- Ikenna Ike
- Jacob Jorde
- Garrett McIntyre
- Ryan McKinley
- Kyle Richard
- Clint Stitser
- Bryson Sumlin
- Ryan Wendell
- Nathan Adams
- Tom Brandstater
- Jordan Christensen
- Shannon Dorsey
- Jason Fairman
- Joe Fernandez
- Anthony Harding
- Moses Harris
- Ikenna Ike
- Ryan Machado
- Ryan McKinley

2006

- Nathan Adams
- Tom Brandstater
- Jordan Christensen
- Shannon Dorsey
- Jason Fairman
- Joe Fernandez
- Anthony Harding
- Moses Harris
- Ikenna Ike
- Ryan Machado
- Ryan McKinley

2007

- Josh Sherley
- Clint Stitser
- Ryan Wendell
- Nathan Adams
- Lorne Bell
- Kenny Borg
- Tom Brandstater
- Anthony Harding
- Moses Harris
- Ikenna Ike
- Andrew Jackson
- Ben Jacobs
- Andrew Lubinsky
- Robert Malone
- Francisco Manquero
- Pierce Masse
- Ryan McKinley
- Darren Newborn
- Vince Pascoe
- Clint Stitser
- Ryan Wendell
- Devon Wylie
- Tom Brandstater
- Kevin Goessling
- Anthony Harding
- Bryce Harris
- Moses Harris
- Zak Hill
- Andrew Jackson
- Ben Jacobs
- Drew Lubinsky
- Robert Malone
- Darren Newborn
- Vince Pascoe
- Shawn Plummer
- Bobby Shepard
- Lorne Bell
- Ryan Colburn
- Kevin Goessling
- Anthony Harding
- Bryce Harris
- Moses Harris
- Zak Hill
- Andrew Jackson
- Ben Jacobs
- Robert Malone
- Frank Manquero
- Sonny McCree
- Darren Newborn
- Vince Pascoe
- Shawn Plummer
- Austin Raphael
- Andrew Shapiro
- Bobby Shepard
- Lorne Bell
- Ryan Colburn
- Matthew De Los Santos

2008

2009

2010

RETIRED JERSEYS



DEREK CARR (2009-13)

On September 2, 2017, the Bulldogs' all-time leading passer, Derek Carr (2009-13), saw his No. 4 jersey retired during a halftime ceremony. It was the seventh retired jersey in the history of the program. The two-time Mountain West Offensive Player of the Year (2012-13) and two-time All-American (2012-13) established 27 new school and 21 Mountain West records in his career at Fresno State. He was a three-year starter who helped the Bulldogs win back-to-back Mountain West championships in his final two seasons, which included an 11-2 campaign his senior year

4

that matched the school record for wins in a season and rose the team to as high as No. 13 in the national rankings. Carr led the nation in 2013 in total offense (5,199), total passing yards (5,082), passing yards per game (390.9), passing touchdowns (50) completions per game (34.85), touchdowns responsible for (52), total points responsible for (302) and points responsible for per game (24.2). Additionally, he was responsible for 44 more touchdowns than he was turnovers in 2013, a figure that led all FBS players by four. Carr went on to receive the 2013 Sammy Baugh Award, which goes to the nation's top passer.




DAVID CARR (1997-01)

David Carr had his jersey retired on September 1, 2007. During his senior season, he guided the Bulldogs to an 11-3 record, tying the school record for most wins in a season. Fresno State opened the 2001 season with wins over three nationally ranked opponents, No. 23 Colorado and No. 18 Wisconsin, both on the road, and a commanding 44-24 win over No. 10 Oregon State in Bulldog Stadium. That game was played in front of a then-record crowd of 42,410. In his final game, Carr set a bowl record with 531 passing yards while throwing four touchdowns.

8

He won the Johnny Unitas Golden Arm Award and the Pop Warner Award, which is presented annually to the best college football player on the west coast. He finished fifth in the balloting for the Heisman Trophy. For his career, 1997-2001, Carr completed 344-of-533 passes for 7,849 yards and 70 touchdowns. When he left, he held Bulldog passing records for most touchdowns in a career (70), passing yards in a season (4,839), touchdowns in a season (46) and total offensive yards in a season (4,906). Carr was selected as the No. 1 overall NFL pick by the expansion Houston Texans, becoming the first player from a non-BCS conference in 30 years to be selected as the top overall pick.



KEVIN SWEENEY (1983-86)

Sweeney finished his four-year career in 1986 as the all-time leading passer in NCAA history (10,808 yards) at the time, breaking the previous mark of 10,579, set from 1981-84 by former Boston College quarterback Doug Flutie. A four-year starter at quarterback, Sweeney set or tied a total of 30 school, conference and NCAA records. His 30 200-yard passing games tied an NCAA mark. By finishing ninth in the Heisman Trophy balloting in 1986, Sweeney became the highest finisher in league history for that prestigious honor. He finished runner-up in balloting for the Davey O'Brien National Quarterback of the Year Award.

9




TRENT DILFER (1991-93)

He was honored because he led the Bulldogs to two of their most prestigious bowl games ever, the 1992 Freedom Bowl, a memorable 24-7 victory over USC, and the 1993 Aloha Bowl. He ranks sixth in school history in both passing yards with 7,631 and total offense with 7,785 yards. When he left school, he held single-season school records for passing yards (3,799) and touchdowns (30). At the time his 523 passing yards in the 1993 Aloha Bowl were the most ever by a quarterback in a bowl game. As a junior, Dilfer earned WAC Offensive Player of the Year honors and set an NCAA record for consecutive passes without an interception (271) that lasted until 2007. A first-round pick of the Tampa Bay Buccaneers, Dilfer guided the Baltimore Ravens to a win over the New York Giants in Super Bowl XXXII.

12

RETIRED JERSEYS

VINCE PETRUCCI (1976-78)

Petrucci, a side-winding placekicker from Fresno's Hoover High School, was a two-time All-PCAA pick at Fresno State. Petrucci connected on 88 consecutive PAT attempts to rank second on the NCAA list. His 88 consecutive conversions at the time trailed only Uwe von Schamann of the University of Oklahoma, who connected on an NCAA record 102 PATs in a row. As a junior, Petrucci was a second-team All-Coast selection

14


by both AP and UPI. During his career at Fresno State, Petrucci converted 101-of-103 PAT attempts and 25-of-42 field goal attempts. He scored a total of 176 points, at the time the best total ever for a Fresno State kicker and the third-highest scoring total in school history. He had a career-best 51-yard field goal against Cal State Fullerton.

DAVANTE ADAMS (2012-13)

Davante Adams, a two-time collegiate All-American, five-time NFL Pro Bowler and two-time Associated Press All-Pro First Team selection, had his jersey retired on Oct. 15, 2022. Adams left Fresno State as the all-time leader for most receiving yards in a single season, recording 1,718 yards receiving in 2013. Adams set a new school record with 233 career receptions, averaging 9.0 receptions and 116.5 receiving yards per game in his career. In just two seasons of play with the Bulldogs, Adams set 14 new Mountain West records and 11 Fresno State records - one of them being a record-breaking 38 career touchdown catches. Adams is fourth all-time with 3,030 receiving yards in his Bulldog career (2012-13).

15

As a Bulldog, Adams was a two-time first team All-Mountain West wide receiver, while earning All-American honors both years. He was the 2012 Mountain West Freshman of the Year, and the winner of the 2013 Paul Warfield Award. Following his Bulldog career, Adams was the Green Bay Packers' second-round draft pick (53rd overall) in 2014. Playing at the professional level, Adams has been named a five-time Pro Bowler (2017-21) and two-time Associated Press All-Pro First Team selection (2020-21).

DALE MESSER (1958-60)

Messer, a 1960 graduate, was a 170-pounder from Lemoore, Calif., and had 9.9 (100 yards) speed as a halfback. He not only carried the ball, but he punted and handled placekicking chores as well. A three-time all-conference pick, Messer led the Bulldogs in rushing (811 yards), receiving (30

21

catches), scoring (108 points), punt returns and kickoff returns his senior year. He also returned three passing interceptions for 28 yards, punted for a 34.6 average and was 3-for-6 in the passing department with two touchdowns. Messer's rushing total was even more impressive when you consider that as a team Fresno State ranked third in the nation in passing offense (1,947 yards).


A two-time All-America selection, Messer played in the East-West Shrine game in San Francisco and was a three-time All-Coast honoree. He later played for the San Francisco 49ers (1961-65) after rushing for nearly 2,000 yards, scoring 31 touchdowns and leading Fresno State to three straight conference titles.

LORENZO NEAL (1990-92)

Neal, a native of Lemoore, Calif. and former Bulldog all-american running back and four-time NFL Pro Bowl selection, left his mark on the Fresno State Football record books, sitting Top 10 in Fresno State history in career rushing yards (No. 9 - 2,405 yards), career rushing attempts (No. 10 - 487), career rushing touchdowns (No. 9 - 27), and career pass receptions by a running back (No. 8 - 59). He left Fresno State as a 1992 All-American and Freedom Bowl MVP. Neal also had a pair of all-conference honors in his time as a Bulldog, earning first team All-Big West (1991) and second team All-WAC (1992) honors. He was selected to the East West Shrine Bowl, Japan Bowl, and Hula Bowl in his time as a 'Dog.

22

Additionally, Neal competed for the Fresno State wrestling program and achieved all-american honors in 1992. Neal was a fourth round NFL Draft pick to the New Orleans Saints in the 1993 draft. He would go on to have a prolific professional career, having played 16 seasons in the NFL. Considered one of the best blocking fullbacks in NFL history, he was a four-time Pro Bowl selection and a three-time All-Pro honoree. Neal was named a Modern-Era nominee for the Pro Football Hall of Fame's Class of 2021. Neal's jersey was officially retired on Oct. 23, 2021.

HENRY ELLARD (1979-82)

Ellard broke nearly every Fresno State pass receiving record in 1982 in addition to setting an NCAA record with 1,510 receiving yards that season. The 1982 co-Offensive Player of the Year in the PCAA, Ellard caught 62 passes, including 15 for touchdowns. He established a

83

conference career record with 2,947 receiving yards and tied a conference mark with 25 career touchdowns. He was named second-team All-America by Associated Press and was a second round draft choice of the Los Angeles Rams.

NFL DRAFT CONNECTION




QB David Carr
No. 1 overall - 2002
Houston Texans



QB Trent Dilfer
No. 6 overall - 1994
Tampa Bay Buccaneers



RB Ryan Mathews
No. 12 overall - 2010
San Diego Chargers



CB J.D. Williams
No. 16 overall - 1990
Buffalo Bills



OG Logan Mankins
No. 32 overall - 2005
New England



YEAR	ROUND (PICK)	PLAYER, POSITION	TEAM
2023	4th (127)	Jake Haener, QB	New Orleans Saints
2022	5th (167)	DaRon Bland, CB	Dallas Cowboys
2021	--	none	--
2020	4th (119)	Mykal Walker, LB	Atlanta Falcons
2020	6th (181)	Netane Muti, OG	Denver Broncos
2019	6th (174)	KeeSean Johnson, WR	Arizona Cardinals
2018	--	none	--
2017	--	none	--
2016	--	none	--
2015	5th (154)	Tyeler Davison, NG	New Orleans Saints
	6th (197)	Derron Smith, S	Cincinnati Bengals
	6th (215)	Cody Wichmann, OG	St. Louis Rams
2014	2nd (36)	Derek Carr, QB	Oakland Raiders
	2nd (53)	Davante Adams, WR	Green Bay Packers
2013	4th (119)	Phillip Thomas, S	Washington Redskins
2012	4th (107)	Devon Wylie, WR	Kansas City Chiefs
2011	5th (162)	Chris Carter, DL	Pittsburgh Steelers
	7th (210)	Andrew Jackson, OL	Atlanta Falcons
2010	1ST (12)	RYAN MATHEWS, RB	SAN DIEGO CHARGERS
2009	6th (174)	Tom Brandstater, QB	Denver Broncos
	6th (184)	Bear Pascoe, TE	San Francisco 49ers
2008	5th (145)	Jason Shirley, DT	Cincinnati Bengals
2007	3rd (72)	Marcus McCauley, CB	Minnesota Vikings
	3rd (78)	Paul Williams, WR	Tennessee Titans
	4th (111)	Dwayne Wright, RB	Buffalo Bills
	7th (214)	Chris Denman, OT	Tampa Bay Buccaneers
2006	2nd (58)	Richard Marshall, CB	Carolina Panthers
	6th (184)	Adam Jennings, WR	Atlanta Falcons
	6th (185)	Tyrone Culver, FS	Green Bay Packers
2005	1ST (32)	LOGAN MANKINS, OG	NEW ENGLAND PATRIOTS
	4th (133)	James Sanders, SS	New England Patriots
2004	3rd (78)	Bernard Berrian, WR	Chicago Bears
2003	3rd (83)	Sam Williams, LB	Oakland Raiders
2002	1ST (1)	DAVID CARR, QB	HOUSTON TEXANS
	4th (121)	Alan Harper, DT	New York Jets
	7th (221)	Maurice Rodriguez, LB	Kansas City Chiefs
	7th (249)	Rodney Wright, WR	Buffalo Bills
2001	4th (104)	Orlando Huff, LB	Seattle Seahawks
2000	--	none	--
1999	3rd (65)	Cory Hall, S	Cincinnati Bengals
1998	3rd (66)	Chris Conrad, OT	Pittsburgh Steelers
	4th (95)	Michael Pittman, RB	Arizona Cardinals
1997	7th (222)	Chris Bayne, S	Atlanta Falcons
	7th (224)	Omar Stoutmire, CB	Dallas Cowboys
1996	3rd (91)	Reggie Brown, FB	Seattle Seahawks
	4th (114)	Charlie Jones, WR	San Diego Chargers
	4th (132)	Jahine Arnold, WR	Pittsburgh Steelers
1995	5th (139)	David Dunn, WR	Cincinnati Bengals
1994	1ST (6)	TRENT DILFER, QB	TAMPA BAY BUCCANEERS
	3rd (68)	Tyodus Winans, WR	Washington Redskins
	3rd (101)	Malcolm Floyd, WR	Houston Oilers
	5th (151)	James Burton, CB	Kansas City Chiefs
	6th (185)	Anthony Daigle, TB	Kansas City Chiefs
1993	4th (89)	Lorenzo Neal, FB	New Orleans Saints
1992	2nd (33)	Marquez Pope, FS	San Diego Chargers
	5th (135)	Tony Brown, CB	Houston Oilers
	11th (296)	Mark Barsotti, QB	Miami Dolphins
1991	3rd (60)	Aaron Craver, RB	Miami Dolphins
1990	1ST (16)	J.D. WILLIAMS, CB	BUFFALO BILLS
	2nd (33)	Ron Cox, LB	Chicago Bears
	8th (220)	Dwight Pickens, FL	San Francisco 49ers
	9th (224)	Terry Cook, DE	Tampa Bay Buccaneers
	11th (304)	Myron Jones, FB	Los Angeles Raiders
1989	7th (190t)	Tracy Rogers, LB	Houston Oilers
1988	5th (119)	Mike Withycombe, OT	New York Jets
	11th (291)	Keith McCoy, CB	Phoenix Cardinals
	11th (298)	Jethro Franklin, DE	Houston Oilers
1987	3rd (84)	Stephen Baker, SE	New York Giants

YEAR	ROUND (PICK)	PLAYER, POSITION	TEAM
	6th (163)	Gene Taylor, FL	New England Patriots
1987	7th (180)	Kevin Sweeney, QB	Dallas Cowboys
	8th (213)	Michael Stewart, SS	Los Angeles Rams
	8th (217)	David Grayson, LB	San Francisco 49ers
1986	--	none	--
1985	--	none	--
1984	10th (260)	Derrick Franklin, DB	Atlanta Falcons
1983	2nd (32)	Henry Ellard, WR	Los Angeles Rams
1982	9th (224)	Tony Woodruff, WR	Philadelphia Eagles
	12th (334)	Tim Washington, CB	San Francisco 49ers
1981	2nd (44)	Anthony Washington, CB	Pittsburgh Steelers
1980	--	none	--
1979	11th (281)	Bob Rippentrop, TE	Tampa Bay Buccaneers
	11th (282)	Mike Mince, DB	New York Giants
1978	11th (291)	Dean Jones, QB	Oakland Raiders
	11th (304)	Bob Glazebrook, DB	Oakland Raiders
1977	--	none	--
1976	6th (178)	Calvin Lane, DB	San Diego Chargers
	14th (397)	Calvin Young, TE	Oakland Raiders
1975	--	none	--
1974	--	none	--
1973	6th (137)	Dwayne Crump, DB	St. Louis Cardinals
	7th (179)	Gary Weaver, LB	Oakland Raiders
1972	--	none	--
1971	--	none	--
1970	6th (145)	Ervin Hunt, DB	Green Bay Packers
1969	16th (407)	John Stahl, G	Detroit Lions
1968	4th (89)	Mike Freeman, DB	Minnesota Vikings
	4th (95)	Len McNeil, OG	Pittsburgh Steelers
1967	10th (246)	Bill Wilsey, LB	Pittsburgh Steelers
	14th (356)	Walt Richardson, DT	Los Angeles Rams
1966	--	none	--
1965	12th (156)	Dave Plump, DB	San Francisco 49ers
1964	12th (155)	Jim Long, B	San Francisco 49ers
1963	6th (84)	Jan Barrett, E	Green Bay Packers
	9th (118)	Monte Day, T	Chicago Bears
	13th (174)	Paul Wicker, T	Dallas Cowboys
	19th (266)	Herman Hamp, B	Green Bay Packers
	23rd (177)	Jon Anabo, QB	Oakland Raiders
1962	10th (138)	J.R. Williams, C	New York Giants
	11th (188)	Sonny Bishop, G	San Diego Chargers
1961	7th (52)	Dale Messer, HB	San Francisco 49ers
1960	12th (134)	Doug Brown, DT	Los Angeles Rams
1959	--	none	--
1958	11th (122)	Dean Philpott, FB	Chicago Cardinals
1957	10th (120)	Bill Murphy, E	Chicago Bears
	24th (280)	Darryl Rogers, B	Los Angeles Rams
	27th (324)	Nick Brown, G	Chicago Bears
1956	--	none	--
1955	--	none	--
1954	22nd (254)	Ledio Fanucchi, T	Chicago Cardinals
1953	23rd (276)	Larry Willoughby, B	Los Angeles Rams
1952	--	none	--
1951	--	none	--
1950	23rd (295)	Bill Montgomery, B	Chicago Cardinals
1949	--	none	--
1948	--	none	--
1947	7th (57)	Louie Futrell, B	Boston Yanks
	22nd (197)	Gene Lamoure, G	Boston Yanks
1946	--	none	--
1945	--	none	--
1944	6th (50)	Jackie Fellows, B	Washington Redskins
	15th (145)	Jim Molich, E	Detroit Lions
	22nd (224)	Roy Renfro, G	New York Giants
1943	--	none	--
1942	--	none	--
1941	15th (139)	Jack Mulkey, E	Chicago Bears

ALL-TIME NFL LIST

Adams, Davante; WR Green Bay Packers, 2014-21
 Las Vegas Raiders, 2022
 Ajirototutu, Seyi; WR Philadelphia Eagles, 2015
 San Diego Chargers, 2010, 2012-14
 Carolina Panthers, 2011
 Akingbulu, Alex, OL Washington Commanders, 2022
 Anabo, Jon; QB Cleveland Browns, 1963
 Arellanes, Jim; QB Seattle Seahawks, 1997
 Los Angeles Rams, 1993
 Cleveland Browns, 1994
 Arnold, Jahine; WR Pittsburgh Steelers, 1996-98
 Green Bay Packers, 1999
 Baker, Stephen; SE New York Giants, 1987-93
 Los Angeles Rams, 1993
 Cleveland Browns, 1994
 Banks, Devon; CB Chicago Bears, 2002
 Banks, Cornell; DT Baltimore, Ravens 2011
 Barrett, Jan; E Green Bay Packers, 1963
 Oakland Raiders (AFL), 1963-64
 Barsotti, Mark; QB Miami Dolphins, 1992
 Bartlewski, Rich; TE Los Angeles Raiders, 1990
 Atlanta Falcons, 1991
 Dallas Cowboys, 1992
 Bayne, Chris; DB Atlanta Falcons, 1997-98
 Belli, Barry; K Minnesota Vikings, 1988
 New England Patriots, 1989
 San Diego Chargers, 1990
 Berrian, Bernard; WR Chicago Bears, 2004-07
 Minnesota Vikings, 2008-11
 Bishop, Sonny; G San Diego Chargers (AFL), 1962
 Dallas Cowboys, 1963
 Houston Oilers, 1964-69
 Bland, DaRon, CB Dallas Cowboys, 2022
 Boreham, Gary; WR San Diego Chargers, 1971
 Brandstater, Tom; QB Denver Broncos, 2009-10
 Miami Dolphins, 2010-11

..... Dallas Cowboys, 2011
 St. Louis Rams, 2011
 Braxton, Emery; CB Cincinnati Bengals, 1992
 Brooks, Bobby; LB Oakland Raiders, 1999-01
 Jacksonville Jaguars, 2002
 Brown, Doug; T Los Angeles Rams, 1962
 Oakland Raiders (AFL), 1964
 Brown, Reggie; FB Seattle Seahawks, 1996-01
 Brown, Tony; CB Houston Oilers, 1992-94
 Seattle Seahawks, 1994-96
 Burley, Nick; DE Tennessee Titans, 2003-04
 St. Louis Rams, 2004
 Buckert, Jay; E Cleveland Browns, 1962
 Burgess, Bob; C Detroit Lions, 1942
 Burnett, Victor; DE St. Louis Cardinals, 1986
 San Francisco 49ers, 1987-88
 Burse, Isaiah; WR Denver Broncos, 2014-15
 San Diego Chargers, 2016
 Burton, James; CB Kansas City Chiefs, 1994
 Chicago Bears, 1994-97
 Carr, David; QB Houston Texans, 2002-06
 Carolina Panthers, 2007
 New York Giants, 2008-09; 11-12
 Carr, Derek; QB San Francisco 49ers, 2010
 Oakland Raiders, 2014-22
 Carr, Gary; WR Los Angeles Rams, 1982
 Carter, Beau; QB Los Angeles Rams, 1964
 Carter, Chris; LB Pittsburgh Steelers, 2011-13
 Cincinnati Bengals, 2014-15
 Baltimore Ravens/Indianapolis Colts, 2016
 Washington Redskins, 2017
 Carter, Ed; OT San Diego Chargers, 1983
 Clutts, Tyler; DE Cleveland Browns, 2011
 Chicago Bears, 2011
 Houston Texans, 2012-13
 Dallas Cowboys, 2013-15

Erdman, Jack; DB Chicago Bears, 1970
 Fanucchi, Ledio; T Chicago Cardinals, 1954
 Figueroa, Fred; FB New Orleans Saints, 1968
 Fellows, Jackie; QB New York Giants, 1946
 Fernandez, Joe; WR Seattle Seahawks, 2007
 Fletcher, Lafayette; TB Kansas City Chiefs, 1984
 Floyd, Malcolm; WR Houston Oilers, 1994-97
 Fontenot, Therrian; CB Green Bay Packer, 2006
 Cleveland Browns, 2007
 Foust, Mike; OT Cincinnati Bengals, 1990
 San Francisco 49ers, 1992
 Fox, Vernon; SS San Diego Chargers, 2002-03
 Detroit Lions, 2004-06
 Washington Redskins, 2006-07
 Denver Broncos, 2008-09
 Freeman, Mike; DB Minnesota Vikings, 1968
 Franklin, Derrick; DB Atlanta Falcons, 1984
 Franklin, Jethro; DE Houston Oilers, 1988
 Seattle Seahawks, 1989-90
 Atlanta Falcons, 1969
 Frazier, Curtis; CB Cincinnati Bengals, 1968
 Gaines, Paris; RB Denver Broncos, 2002
 Gardenhire, Allen; WR Philadelphia Eagles, 1989
 Garner, Bob; RB Los Angeles Chargers, 1960
 Oakland Raiders, 1961-63
 Garzoni, Mike; HB New York Giants, 1942
 Gatrell, Rob; OG New England Patriots, 2000-02
 Gilson, Ray; DL Dallas Cowboys, 1976
 Glazebrook, Bob; DB Oakland Raiders, 1977-78
 Atlanta Falcons, 1979-83
 Glover, Clyde; DT San Francisco 49ers, 1987-89
 Buffalo Bills, 1990
 Grayson, David; LB San Francisco 49ers, 1987
 Cleveland Browns, 1987-91
 San Diego Chargers, 1992-94
 Green, Isaiah; DB Buffalo Bills, 2012
 Pittsburgh Steelers, 2012-13
 Greenwood, Sylvester; DE Los Angeles Rams, 1967
 Griffin, Courtney; DB Los Angeles Rams, 1992-94
 Hall, Cory; DB Cincinnati Bengals, 1999-02
 Atlanta Falcons, 2003-04
 Hall, Kenny; OT Denver Broncos, 1994-95
 Hamler, Jamel; WR Denver Broncos, 2011
 Handley, Dick; C Baltimore Colts, 1947
 Hannemann, Cliff; LB Los Angeles Rams, 1987
 Cleveland Browns, 1987
 Hardwick, Jesse; OT San Diego Chargers, 1993
 Harper, Alan; DT New York Jets, 2002-04
 Harrell, Logan; DT San Diego Chargers, 2012-13
 Harris, Bryce; OT New Orleans Saints, 2012-14
 Jacksonville Jaguars/Miami Dolphins, 2016
 New Orleans Saints/San Francisco 49ers, 2017
 Harris, Carl Ray; DB Dallas Cowboys, 1971
 Harris, Lee; WR Cincinnati Bengals, 1994
 Kansas City Chiefs, 1994
 Harris, Moses, SS St. Louis Rams, 2010
 Hayes, Gary; CB Green Bay Packers, 1984-86
 Henderson, Wyatt; WR Los Angeles Rams, 1980
 San Diego Chargers, 1981
 Indianapolis Colts, 1985
 Hernandez, Gary; P Dallas Cowboys, 1977
 Hooks, Delmo; LB Oakland Raiders, 1981
 Houston, Steve; OG Detroit Lions, 1982
 Huff, Orlando; LB Seattle Seahawks, 2001-04
 Arizona Cardinals, 2005-07
 Hughes, Juju; S Los Angeles Rams, 2020-21
 Detroit Lions, 2022
 Arizona Cardinals, 2022
 Hunt, Erv; RB Green Bay Packers, 1970
 Jackson, Andrew; G Atlanta Falcons, 2011
 Jacobs, Ben; LB Cleveland Browns 2011
 Carolina Panthers, 2013-18
 James, Jason; OL Miami Dolphins, 1995
 Jefferson, A. J.; CB Arizona Cardinals, 2010-11
 Minnesota Vikings, 2012
 Jenkins, Damon; CB New York Jets, 2008
 Jennings, Adam; WR Atlanta Falcons, 2006-08
 Detroit Lions, 2008-10
 Jensen, Marcel; TE Jacksonville Jaguars, 2014
 Washington Redskins, 2015
 Philadelphia Eagles, 2016
 Johnson, KeeSean, WR Arizona Cardinals, 2019-21
 Jones, Charlie; WR San Diego Chargers, 1996-99

Colburn, Ryan; QB New Orleans Saints, 2011
 Collins, Ron; OT San Francisco 49ers, 1994
 Jacksonville Jaguars, 1995
 Conrad, Chris; OT Pittsburgh Steelers, 1998-99
 Cook, Terry; DE Tampa Bay Buccaneers, 1990
 Cordle, Steve; DB Seattle Seahawks, 1982
 Costello, Rocky; K Denver Broncos, 1984
 San Diego Chargers, 1985
 Washington Redskins, 1986
 Cotten, Glen; WR Los Angeles Rams, 1976
 Cox, Ron; LB Chicago Bears, 1990-95, 98
 Craver, Aaron; RB Miami Dolphins, 1991-94
 Denver Broncos, 1995-96
 San Diego Chargers, 1997-98
 New Orleans Saints, 1999-01
 Cross, Ron; FS Detroit Lions, 1985
 Crump, Dwayne; RB St. Louis Cardinals, 1973-76
 Culver, Tyrone; S Green Bay Packers, 2006
 Miami Dolphins, 2008-12
 Daigle, Anthony; TB Kansas City Chiefs, 1994
 Pittsburgh Steelers, 1994-95
 Cincinnati Bengals, 1996
 Darrow, Scott; K Los Angeles Raiders, 1983
 Davison, Tyeler; DL New Orleans Saints, 2015-18
 Atlanta Falcons, 2019-21
 Los Angeles Chargers, 2022
 Day, Keith; WR St. Louis Cardinals, 1982
 Day, Monte; T Chicago Bears, 1964
 Denman, Chris; OT Tampa Bay Buccaneers, 2007-08
 Buffalo Bills, 2009
 Diiffer, Trent; QB Tampa Bay Buccaneers, 1994-99
 Baltimore Ravens, 2000
 Seattle Seahawks, 2001-05
 San Francisco 49ers, 2006-07
 Dittenbir, Eddie; FB New York Yankees (APFL), 1937
 Dunn, David; WR Cincinnati Bengals, 1995-97
 Pittsburgh Steelers, 1998
 Cleveland Browns, 1999
 Oakland Raiders, 2000-01
 Dunn, Desha Arizona Cardinals, 2011
 Edwards, Demetrius; DL Dallas Cowboys, 1995
 Ellard, Henry; WR Los Angeles Rams, 1983-93
 Washington Redskins, 1994-1998

Most Draft Picks - By Position

Position	# of Picks	Last Drafted (Round)	Team
Offensive Line	17	2020-Netane Muti (6th)	Broncos
Wide Receiver	16	2019-KeeSean Johnson (6th)	Cardinals
Defensive Line	12	2015-Tyeler Davison (5th)	Saints
Fullback	11	1996-Reggie Brown (3rd)	Seahawks
Cornerback	10	2022-DaRon Bland (5th)	Cowboys
Quarterback	9	2023 - Jake Haener (4th)	Saints
Linebacker	9	2020-Mykal Walker (4th)	Falcons
Defensive Back	8	1984-Derrick Franklin (10th)	Falcons
Safety	8	2015-Derron Smith (6th)	Bengals
Running Back	6	2010-Ryan Mathews (1st)	Chargers
Tight End	4	2009-Bear Pascoe (6th)	49ers


Most Draft Picks - By Team

Team	# of Picks	Last	Round (Pick)
Las Vegas Raiders	8	2014-Derek Carr	2nd (36)
Los Angeles Rams	7	2015- Cody Wichmann	6th (215)
Arizona Cardinals	7	2019-KeeSean Johnson	6th (174)
San Francisco 49ers	7	2009-Bear Pascoe	6th (184)
Pittsburgh Steelers	6	2011-Chris Carter	5th (162)
Chicago Bears	6	2004-Bernard Berrian	3rd (78)
Green Bay Packers	5	2014-Davante Adams	2nd (53)
Los Angeles Chargers	5	2010-Ryan Mathews	1st (12)
Tennessee Titans	5	2007-Paul Williams	3rd (78)
Atlanta Falcons	5	2020-Mykal Walker	4th (119)
Cincinnati Bengals	4	2015-Derron Smith	6th (197)
Kansas City Chiefs	4	2012-Devon Wylie	4th (107)
Tampa Bay Buccaneers	4	2007-Chris Denman	7th (214)
New York Giants	4	1987-Stephen Baker	3rd (84)
Dallas Cowboys	4	2022 - DaRon Bland	5th (167)
Washington Commanders	3	2013-Phillip Thomas	4th (119)
Buffalo Bills	3	2007-Dwayne Wright	4th (111)
New England Patriots	3	2005-Logan Mankins	1st (32)
New Orleans Saints	3	2023 - Jake Haener	4th (127)
Minnesota Vikings	2	2007-Marcus McCauley	3rd (72)
New York Jets	2	2002-Alan Harper	4th (121)
Seattle Seahawks	2	2001-Orlando Huff	4th (104)
Miami Dolphins	2	1992-Mark Barsotti	11th (296)
Detroit Lions	2	1969-John Stahl	16th (407)
Denver Broncos	2	2020-Netane Muti	6th (181)
Boston Yanks	2	1947 - Gene Lamoure	22nd (197)
Carolina Panthers	1	2006-Richard Marshall	2nd (58)
Houston Texans	1	2002-David Carr	1st (1)
Philadelphia Eagles	1	1982-Tony Woodruff	9th (224)




ALL-TIME NFL LIST


Jones, Dean; QB.....	Oakland Raiders, 1978	Mosby, Arron, LB.....	Carolina Panthers, 2022	Rippenrop, Bob; LB.....	Tampa Bay Buccaneers, 1979-80
Jones, Myron; FB.....	Los Angeles Raiders, 1990	Mosley, Anthony; FB.....	Chicago Bears, 1987-88	New Orleans Saints, 1981-82
Jones, Tommy; CB.....	Dallas Cowboys, 1994	Los Angeles Raiders, 1989-90	Rivers, Ron; RB.....	San Diego Chargers, 1994
Karraker, Rusty; P.....	San Francisco 49ers, 1984	Moulton, Denny; WR.....	Kansas City Chiefs, 1968	Detroit Lions, 1994-98
Kelley, Jack; HB.....	New York Giants, 1946	Muhammed, Steve; CB.....	Indianapolis Colts, 1999-01	Atlanta Falcons, 2000
Kimbrough, Jaime; RB.....	San Francisco 49ers, 1999	Muti, Netane; OG.....	Denver Broncos, 2020-22	Rivers, Ronnie; RB.....	Los Angeles Rams, 2022
Knocke, Bill; HB.....	Green Bay Packers, 1964	Neal, Lorenzo; FB.....	New Orleans Saints, 1993-96	Roberson, Brian; WR.....	New York Giants, 1997-98
Knox, Kyle.....	Seattle Seahawks, 2012	New York Jets, 1997-98	Roberts, Jeff; P.....	Arizona Cardinals, 1999
.....	New Orleans Saints, 2013-14	Tampa Bay Buccaneers, 1998	Robinson, Bryan; DT.....	St. Louis Rams, 1997-98
.....	Dallas Cowboys, 2015	Tennessee Titans, 1999-00	Chicago Bears, 1999-03
Kobdush, Josh.....	San Francisco 49ers, 1999	Cincinnati Bengals, 2001-02	Miami Dolphins, 2004
Lane, Calvin; DB.....	San Diego Chargers, 1976	San Diego Chargers, 2003-07	Cincinnati Bengals, 2005-07
Leonard, Louis; DT.....	St. Louis Rams, 2007	Neville, Tom; OT.....	Baltimore Ravens, 2008	Arizona Cardinals, 2008-10
.....	Cleveland Browns, 2007-09	Seattle Seahawks, 1985	Rodriguez, Maurice; LB.....	Kansas City Chiefs, 2002
.....	Carolina Panthers, 2009-10	Green Bay Packers, 1986-88, 1992-93	St. Louis Rams, 2003
.....	Denver Broncos, 2011	Kansas City Chiefs, 1990	Rogers, Darryl; E.....	Los Angeles Rams, 1955
Long, Jim; FB.....	San Francisco 49ers, 1964	San Francisco 49ers, 1992-94	Rogers, Tracy; LB.....	Houston Oilers, 1989
Lovely, Ken; RB.....	Dallas Cowboys, 1981	Nicolopoulos, Craig; LB.....	Philadelphia Eagles, 1982	Kansas City Chiefs, 1990-97
Malone, Robert; P.....	Jacksonville Jaguars, 2010-11	Novacek, Bump; TE.....	Cincinnati Bengals, 1990	Sams, Pierre; CB.....	Cincinnati Bengals, 2002
.....	New York Jets, 2012-13	Buffalo Bills, 1990	Sanders, James; SS.....	New England Patriots, 2005-10
Mancini, Mike; P.....	San Francisco 49ers, 1986	O'Leary, John; LB.....	Los Angeles Rams, 1988	Atlanta Falcons, 2011
.....	Pittsburgh Steelers, 1987	Okpalaugo, Tristan, DE.....	Minnesota Vikings, 2013	Arizona Cardinals, 2012
.....	Detroit Lions, 1987	Pacheco, Chris; NG.....	Los Angeles Rams, 1986	Scambray, Scott; TE.....	Seattle Seahawks, 1981
Masini, Mickey; RB.....	San Francisco 49ers, 1947-48	Paige, Stephone; WR.....	Kansas City Chiefs, 1983-92	Schey, Joe; OT.....	New England Patriots, 2003
.....	Los Angeles Rams, 1948	Minnesota Vikings, 1993	Scott, Da'Mari; WR.....	Cleveland Browns, 2018
Mankins, Logan; OG.....	New England Patriots, 2005-13	Papac, Nick; QB.....	Dallas Cowboys, 1961	New York Giants, 2019
.....	Tampa Bay Buccaneers, 2014-15	Oakland Raiders, 1961	Sherman, Ray; DB.....	Green Bay Packers, 1973
Marshall, Richard; CB.....	Carolina Panthers, 2006-10	Pascoe, Bear; TE.....	San Francisco 49ers (drafted only), 2009	Shugart, Craig; TE.....	New England Patriots, 1985
.....	Arizona Cardinals, 2011	New York Giants, 2009-13	Shelley, Stephen; SE.....	San Diego Chargers, 1990
.....	Miami Dolphins, 2012	Atlanta Falcons, 2014	Shirley, Jason; OG.....	Cincinnati Bengals, 2008
.....	San Diego Chargers, 2013-14	Petersen, George; LB.....	Detroit Lions, 2015	Carolina Panthers, 2011
Mathews, Ryan; RB.....	San Diego Chargers, 2010-14	Kansas City Chiefs, 1987	Washington Redskins, 2012
.....	Philadelphia Eagles, 2015-16	Petrucci, Vince; K.....	Dallas Cowboys, 1979	Smith, Brock; WR.....	Los Angeles Raiders, 1988
Mathis, Wendell; RB.....	Minnesota Vikings, 2006	Phillips, Herbie; FB.....	Dallas Cowboys, 1971	Smith, Clifton; RB.....	Tampa Bay Buccaneers, 2008-10
Mattox, Jack; T.....	Denver Broncos, 1961-62	Pickens, Dwight; FL.....	San Francisco 49ers, 1990	Smith, Derron; S.....	Cincinnati Bengals, 2015-16
McCauley, Marcus; CB.....	Minnesota Vikings, 2007-09	Kansas City Chiefs, 1991	Cincinnati Bengals/Cleveland Browns, 2017
.....	New Orleans Saints, 2009	Pittman, Michael; RB.....	Arizona Cardinals, 1998-01	Smith, Roger; WR.....	Washington Redskins, 1964-67
.....	Washington Redskins, 2010	Tampa Bay Buccaneers, 2002-08	Philadelphia Eagles, 1968
McCoy, Keith; CB.....	Phoenix Cardinals (291st pick), 1988	Denver Broncos, 2009	Spach, Stephen; TE.....	Philadelphia Eagles, 2005-06
McNtrye, Garrett; LB.....	New York Jets, 2011-14	Philpott, Dean; FB.....	Chicago Cardinals, 1958	Minnesota Vikings, 2006
McKnight, Matt; FS.....	Houston Oilers, 1983	Plump, Dave; RB.....	San Francisco 49ers, 1965	New England Patriots, 2007-08
McNeil, Len; OG.....	Pittsburgh Steelers, 1964	San Diego Chargers (AFL), 1966	Arizona Cardinals, 2008-11
Means, Kelvin; WR.....	New England Patriots, 1992	Pope, Marquez; FS.....	San Diego Chargers, 1992-93	Spencer, Kevin; WR.....	Philadelphia Eagles, 1977
Messer, Dale; HB.....	San Francisco 49ers, 1961-65	Los Angeles Rams, 1994	Stahl, John; T.....	Detroit Lions, 1969
Michael, Rodney; OL.....	Indianapolis Colts, 2003	San Francisco 49ers, 1995-98	Stevens, John; C.....	New England Patriots, 1985
Miller, Lonyae; RB.....	Dallas Cowboys, 2010-11	Cleveland Browns, 1999	San Francisco 49ers, 1986
.....	Baltimore Ravens, 2012	Popelar, Lou; OT.....	Oakland Raiders, 2000-01	Stewart, Jason; DT.....	Indianapolis Colts, 2003
.....	New York Giants, 1979	Rachal, Latario; WR.....	Los Angeles Rams, 1960	Stewart, Michael; SS.....	Los Angeles Rams, 1987-93
Mince, Mike; DB.....	Dallas Cowboys, 1985	Ramsey, Greg; DE.....	San Diego Chargers, 1997-98	Miami Dolphins, 1994-97
Mitchell, Dennis; DB.....	Green Bay Packers, 1986-87	St. Louis Cardinals, 1987	Stoutmire, Omar; CB.....	Dallas Cowboys, 1997-98
Moffitt, Mike; TE.....	Indianapolis Colts, 1988	Seattle Seahawks, 1987	New York Jets, 1999
Molich, Jim; E.....	Detroit Lions, 1946	Riley, Curtis, CB.....	Tennessee Titans, 2015-18	New York Giants, 2000-04
Moore, Marlon; WR.....	Miami Dolphins, 2010-12	Oakland Raiders, 2019	Washington Redskins, 2005
.....	San Francisco 49ers, 2013	Arizona Cardinals/Minnesota Vikings, 2020	New Orleans Saints, 2006-09
.....	Cleveland Browns, 2014	Riley, Marcus; LB.....	Green Bay Packers, 2008	Washington Redskins, 2010



Logan Mankins, an 11-year NFL veteran and seven-time Pro Bowl selection, played in two Super Bowls with the New England Patriots.



Ryan Mathews, a 2010 first-round draft pick of the San Diego Chargers, was invited to the Pro Bowl in his second year in the NFL (2012).



Lorenzo Neal, played 16 seasons in the NFL as a fullback with seven teams and was selected to four Pro Bowls. Neal blocked for a 1,000+ yard running back in eleven-straight seasons from 1997 to 2007.


ALL-TIME NFL LIST

Sweeney, Kevin; QB.....Dallas Cowboys, 1987-88
San Francisco 49ers, 1989
 Taylor, Gene; FL.....New England Patriots, 1987
Tampa Bay Buccaneers, 1987-88
San Francisco 49ers, 1989
Los Angeles Rams, 1990
Kansas City Chiefs, 1992
 Thomas, Lavale; FB.....Kansas City Chiefs, 1986
Green Bay Packers, 1987-88
 Thomas, Phillip, S.....Washington Redskins, 2013-14
Buffalo Bills, 2015-16
 Thompson, Marty; TE.....Detroit Lions, 1993-94
New Orleans Saints, 1995
 Torosian, Ted; FB.....Buffalo Bills, 1982
 Volek, Billy; QB.....Tennessee Titans, 2000-05
San Diego Chargers, 2006-11
 Walker, Mike; DE.....New England Patriots, 1988
 Walker, Mykal; LB.....Atlanta Falcons, 2020-22
 Ward, Derrick; RB.....New York Giants, 2004-08
Tampa Bay Buccaneers, 2009-10
 Washington, Anthony; CB.....Pittsburgh Steelers, 1981-82
Washington Redskins, 1983-85
Tampa Bay Buccaneers, 1985-86
 Washington, Charles, CB.....Detroit Lions, 2016-18
Arizona Cardinals, 2019-22
 Washington, Tim; CB.....San Francisco 49ers, 1982
Kansas City Chiefs, 1983
Indianapolis Colts, 1985
 Weaver, Gary; LB.....Oakland Raiders, 1973-74
Green Bay Packers, 1975
 Wendell, Ryan; C.....New England Patriots, 2008-15
Carolina Panthers, 2016
 Wender, Jack; RB.....Tampa Bay Buccaneers, 1977
 Wentworth, Austin; OL.....Minnesota Vikings, 2014
 West, Chastin; WR.....Green Bay Packers, 2010-11
Jacksonville Jaguars, 2011
 White, Del; LB.....Denver Broncos, 1977-78
 Wichmann, Cody; OL.....St. Louis Rams, 2015-16
Tennessee Titans, 2017
Dallas Cowboys, 2018-19
 Wicker, Paul; OG.....Dallas Cowboys, 1963
 Wiggins, Kenny; OT.....San Francisco 49ers, 2011-12
San Diego Chargers, 2014-17
Detroit Lions, 2018-20
New York Giants, 2020
 Wilburn, Fred; CB.....Phoenix Cardinals, 1988
Seattle Seahawks, 1989
 Wilkerson, Jay; LB.....Los Angeles Rams, 1988
 Williams, James; TB.....Seattle Seahawks, 1987
Los Angeles Raiders, 1988
 Williams, J.D.; CB.....Buffalo Bills, 1990-93
 Williams, J.R.; C.....New York Giants, 1963
 Williams, Paul; WR.....Tennessee Titans, 2007-10
Houston Texans, 2011
 Williams, Payton; CB.....Indianapolis Colts, 2000


.....Pittsburgh Steelers, 2001-02
 Williams, Sam; LB.....Oakland Raiders, 2003-10
 Williamson, Greg; CB.....Los Angeles Rams, 1987
New England Patriots, 1988
 Willis, Larry; SE.....Denver Broncos, 1985-86
 Wilsey, Bill; G.....Pittsburgh Steelers, 1967
 Withycombe, Mike; OT.....New York Jets, 1988-90
San Diego Chargers, 1990-92
Cincinnati Bengals, 1992-93
Cleveland Browns, 1994
San Diego Chargers, 1997
 Winans, Tydus; WR.....Washington Redskins, 1994-96
Kansas City Chiefs, 1997
 Woodruff, Tony; WR.....Philadelphia Eagles, 1982-85
San Francisco 49ers, 1986
New Orleans Saints, 1987
 Worrell, Cameron; FS.....Chicago Bears, 2003-06
Miami Dolphins, 2007-08
Chicago Bears, 2009
 Wright, Dwayne, RB.....Buffalo Bills, 2008
New York Giants, 2009
Philadelphia Eagles, 2010
 Wright, Rodney; WR.....Buffalo Bills, 2002-03
Kansas City Chiefs, 2009
San Francisco 49ers, 2010
 Wylie, Devon; WR.....Kansas City Chiefs, 2012
Tennessee Titans, 2013
San Francisco 49ers, 2013
St. Louis Rams, 2014
 Yancy, Billy; DB.....Los Angeles Rams, 1978
 Young, Calvin; TE.....Oakland Raiders, 1976
 Young, Roger; DB.....San Diego Chargers, 1968



Davante Adams was selected in the second round of the NFL Draft by the Green Bay Packers. Adams led the Packers to six postseason appearances. He is a five-time Pro Bowler (2017-21) and two-time Associated Press All-Pro First Team selection (2020-21).



Billy Volek played 12 seasons in the NFL with the Tennessee Titans and San Diego Chargers.



Ryan Wendell signed as an undrafted free agent with the New England Patriots in 2008 and started every game at center in 2012, playing in the most snaps of any player in the NFL that season (1,379 in regular season).




Derek Carr was selected in the second round of the 2014 NFL Draft by the Oakland Raiders. In his eight seasons, Carr has been a Pro Bowl selection three times.




BULLDOGS IN THE SUPER BOWL

Super Bowl	Player	Team
50 (2016)	Ben Jacobs, LB	Carolina Panthers
XLVIV (2015)	Ryan Wendell, RG	New England Patriots
XLVII (2013)	Lonyae Miller, RB* Kenny Wiggins, OL*	Baltimore Ravens San Francisco 49ers
XLVI (2012)	David Carr, QB Bear Pascoe, TE Logan Mankins, G Ryan Wendell, C	New York Giants New York Giants New England Patriots New England Patriots
XLV (2011)	Chastin West, WR*	Green Bay Packers
XLIII (2009)	Bryan Robinson, DT Stephen Spach, TE	Arizona Cardinals Arizona Cardinals
XLII (2008)	Derrick Ward, RB Logan Mankins, G James Sanders, DB Stephen Spach, TE	New York Giants New England Patriots New England Patriots New England Patriots
XLI (2007)	Bernard Berrian, WR Cameron Worrell, DB	Chicago Bears Chicago Bears
XXXVII (2003)	Michael Pittman, RB	Tampa Bay Buccaneers
XXXV (2001)	Trent Dilfer, QB Omar Stoutmire	Baltimore Ravens New York Giants
XXXIV (2000)	Lorenzo Neal, FB	Tennessee Titans
XXXIII (1999)	Chris Bayne, DB	Atlanta Falcons
XXXI (1997)	Ron Cox, LB	Green Bay Packers
XXVIII (1994)	J.D. Williams, DB	Buffalo Bills
XXVII (1993)	J.D. Williams, DB	Buffalo Bills
XXVI (1992)	J.D. Williams, DB	Buffalo Bills
XXV (1991)	Stephen Baker, WR J.D. Williams, DB	New York Giants Buffalo Bills
XVIII (1984)	Anthony Washington, DB	Washington Redskins


* denotes was on practice squad
BOLD denotes Super Bowl Winner




Stephen Baker "The Touchdown Maker" caught a 14-yard touchdown pass from Jeff Hostetler late in the second quarter in the New York Giants Super Bowl XXV victory.



Derrick Ward, a freshman All-American for the Bulldogs in 1999, was on the New York Giants Super Bowl XLII Championship squad.



Bear Pascoe (left) and David Carr (right) show off their Super Bowl XLVI rings after helping the New York Giants to the title.



Trent Dilfer was the starting quarterback for the Baltimore Ravens in Super Bowl XXXV.



Michael Pittman rushed 29 times for 124 yards, helping lead Tampa Bay to the Super Bowl XXXVII title (photo courtesy of the Tampa Bay Buccaneers).

NATIONAL TELEVISION APPEARANCES (SINCE 1992)

1992

Nov. 21 ABC Fresno St. 45, San Diego St. 41
Dec. 29 Raycom Fresno St. 24, USC 7

1993

Oct. 23 ABC Fresno St. 48, BYU 45

1993

Oct. 23 ABC Fresno St. 48, BYU 45
Dec. 25 ABC Colorado 41, Fresno St. 30

1997

Oct. 2 ESPN Fresno St. 27, Utah 13

1998

Nov. 7 ABC San Diego St. 10, Fresno St. 0

1999

Oct. 14 FSN SMU 24, Fresno St. 14
Nov. 13 FSR Hawai'i 31, Fresno St. 24
Dec. 18 ESPN2 Utah 17, Fresno St. 16

2000

Sept. 9 FSR UCLA 24, Fresno St. 21
Sept. 23 FSN Fresno St. 17, California 3
Oct. 5 FSN Fresno St. 27, Rice 24
Nov. 11 FSN TCU 24, Fresno St. 7
Dec. 31 FSN Air Force 37, Fresno St. 34

2001

Aug. 26 ESPN2 Fresno St. 24, Colorado 22
Sept. 2 ESPN2 Fresno St. 44, Oregon St. 24
Sept. 8 ESPN Fresno St. 32, Wisconsin 20
Sept. 22 FSR Fresno St. 37, Tulsa 18
Oct. 13 ESPN2 Fresno St. 25, Colorado St. 22 (OT)
Oct. 19 ESPN Boise St. 35, Fresno St. 30
Oct. 26 ESPN Hawai'i 38, Fresno St. 34
Dec. 31 FSN Michigan St. 44, Fresno St. 35

2002

Aug. 23 ESPN Wisconsin 23, Fresno St. 21
Aug. 29 ESPN2 Fresno St. 16, San Diego St. 14
Sept. 7 FSR Oregon 28, Fresno St. 24
Sept. 21 FSR Oregon St. 59, Fresno St. 19
Oct. 4 ESPN Fresno St. 32, Colorado St. 30
Oct. 12 FSR Fresno St. 30, SMU 7
Oct. 18 ESPN Boise St. 67, Fresno St. 21
Oct. 25 ESPN2 Hawai'i 31, Fresno St. 21
Dec. 5 ESPN2 Fresno St. 45, Louisiana Tech 13
Dec. 31 ESPN2 Fresno St. 30, Georgia Tech 21

2003

Aug. 30 ESPN2 Tennessee 24, Fresno St. 6
Sept. 5 ESPN Fresno St. 16, Oregon St. 14
Sept. 20 SW Fresno St. 16, Louisiana Tech 6
Nov. 8 SW Fresno St. 27, Nevada 10
Nov. 21 ESPN2 Boise St. 31, Fresno St. 17
Dec. 30 ESPN2 Fresno St. 17, UCLA 9

2004

Sept. 5 FSN Fresno St. 35, Washington 16
Sept. 11 FSN Fresno St. 45, Kansas St. 21
Oct. 23 ESPN2 Boise St. 33, Fresno St. 16
Nov. 12 ESPN Fresno St. 70, Hawai'i 14
Nov. 20 SW Fresno St. 54, Nevada 17
Nov. 27 SW Fresno St. 62, San Jose St. 28
Dec. 27 ESPN Fresno St. 37, Virginia 34 (OT)

2005

Sept. 10 ESPN2 Fresno St. 55, Weber St. 17
Sept. 17 TBS Oregon 37, Fresno St. 34
Sept. 27 ESPN2 Fresno St. 44, Toledo 14

Oct. 8 ESPNU Fresno St. 37, New Mexico St. 7
Oct. 29 ABC Fresno St. 27, Hawai'i 13
Nov. 5 SW Fresno St. 45, San Jose St. 7
Nov. 10 ESPN Fresno St. 27, Boise St. 7
Nov. 19 FSN USC 50, Fresno St. 42
Nov. 26 ESPN Nevada 38, Fresno St. 35
Dec. 2 ESPN2 Louisiana Tech 40, Fresno St. 28
Dec. 31 ESPN Tulsa 31, Fresno St. 24

2006

Sept. 1 ESPN Fresno St. 28, Nevada 19
Sept. 9 ESPN2 Oregon 31, Fresno St. 24
Sept. 16 FSN Washington 21, Fresno St. 20
Oct. 21 ESPN2 LSU 38, Fresno St. 6
Nov. 1 ESPN2 Boise St. 45, Fresno St. 21
Nov. 24 ESPN2 Fresno St. 34, Louisiana Tech 27

2007

Sept. 8 FSN Texas A&M 47, Fresno St. 45 (3OT)
Oct. 13 ALT Fresno St. 37, Idaho 24
Oct. 26 E-SPN Boise St. 34, Fresno St. 21
Nov. 10 ESPN2 Hawai'i 37, Fresno St. 30
Nov. 24 ESPN2 Fresno St. 45, Kansas St. 29
Nov. 30 ESPN2 Fresno St. 30, New Mexico St. 23
Dec. 31 ESPN2 Fresno St. 40, Georgia Tech 28

2008

Sept. 1 ESPN Fresno St. 24, Rutgers 7
Sept. 13 ESPN2 Wisconsin 13, Fresno St. 10
Sept. 20 ESPN2 Fresno St. 55, Toledo 54 (2OT)
Sept. 27 ABC Fresno St. 36, UCLA 31
Nov. 7 ESPN2 Nevada 41, Fresno St. 28
Nov. 15 ALT Fresno St. 24, New Mexico St. 17
Nov. 21 ESPN2 Fresno St. 24, San Jose St. 10
Nov. 28 ESPN2 Boise St. 61, Fresno St. 10
Dec. 20 ESPN Colorado St. 40, Fresno St. 35

2009

Sept. 12 ESPN Wisconsin 34, Fresno St. 31 (2OT)
Sept. 18 ESPN Boise St. 51, Fresno St. 34
Sept. 26 ERT Cincinnati 28, Fresno St. 20
Oct. 24 ESPN2 Fresno St. 34, New Mexico St. 3
Nov. 7 ESPN2 Fresno St. 31, Idaho 21
Dec. 5 Big Ten Fresno St. 53, Illinois 52
Dec. 19 ESPN Wyoming 35, Fresno St. 28 (2OT)

2010

Sept. 4 ESPN2 Fresno St. 28, Cincinnati 14
Sept. 18 WSN Fresno St. 41, Utah State 24
Oct. 16 ESPN2 Fresno St. 33, New Mexico St. 10
Oct. 23 WSN Fresno St. 33, San Jose St. 18
Nov. 6 WSN Fresno St. 40, Louisiana Tech 34
Nov. 13 ESPN Nevada 35, Fresno St. 34
Nov. 19 ESPN2 Boise St. 51, Fresno St. 0
Nov. 27 WSN Fresno St. 23, Idaho 20
Dec. 3 ESPN2 Fresno St. 25, Illinois 23
Dec. 18 ESPN Northern Illinois 40, Fresno St. 17

2011

Sept. 3 CSN California 36, Fresno State 21
Sept. 10 Big Ten Nebraska 42, Fresno State 29
Sept. 24 WSN Fresno State 48, Idaho 24
Oct. 1 ESPN2 Ole Miss 38, Fresno State 28
Oct. 7 ESPN Boise State 57, Fresno State 7
Oct. 22 WSN Nevada 45, Fresno State 38
Nov. 5 ESPN2 Louisiana Tech 41, Fresno State 21
Nov. 12 WSN New Mexico State 48, Fresno State 45
Nov. 19 WSN Fresno State 24, Hawai'i 21
Dec. 3 CBS Sports San Diego State 35, Fresno State 28

2012

Sept. 8 Pac-12 Oregon 42, Fresno St. 25
Sept. 15 CBS Sports Fresno St. 69, Colorado 14
Sept. 22 CBS Sports Tulsa 27, Fresno St. 26
Sept. 29 CSN-BA Fresno St. 52, San Diego St. 40

Oct. 6 CSN-BA Fresno St. 28, Colorado St. 7
Oct. 13 NBC Sports Boise St. 20, Fresno St. 10
Oct. 20 CSN-CA Fresno St. 42, Wyoming 14
Oct. 27 CSN-CA Fresno St. 49, New Mexico 32
Nov. 3 CSN + Fresno St. 45, Hawai'i 10
Nov. 10 NBC Sports Fresno St. 52, Nevada 36
Nov. 24 NBC Sports Fresno St. 48, Air Force 15
Dec. 24 ESPN SMU 43, Fresno St. 10

2013

Aug. 29 ESPN2 Fresno State, 52, Rutgers 51 (OT)
Sept. 20 ESPN Fresno State 41, Boise State 40
Oct. 26 ESPN2 Fresno State 35, San Diego State 28 (OT)
Nov. 2 ESPN2 Fresno State 41, Nevada 23
Nov. 9 ESPN2 Fresno State 48, Wyoming 10
Nov. 23 ESPNNews Fresno State 69, New Mexico 28
Nov. 29 CBS Sports San Jose State 62, Fresno State 52
Dec. 7 CBS Fresno State 24, Utah State 17
Dec. 21 ABC USC 45, Fresno State 20

2014

Aug. 30 FOX USC 52, Fresno State 13
Sept. 6 Pac-12 Utah 59, Fresno State 27
Sept. 13 CBS Sports Nebraska 55, Fresno State 19
Sept. 26 ESPN2 Fresno State 35, New Mexico 24
Oct. 3 CBS Sports Fresno State 24, San Diego State 13
Oct. 10 CBS Sports UNLV 30, Fresno State 27 (OT)
Oct. 17 ESPN Boise State 37, Fresno State 27
Nov. 1 ESPN2 Wyoming 45, Fresno State 17
Nov. 8 CBS Sports Fresno State 38, San Jose State 24
Nov. 22 ESPN2 Fresno State 40, Nevada 20
Dec. 6 CBS Boise State 28, Fresno State 14
Dec. 24 ESPN Rice 30, Fresno State 6

2015

Sept. 12 ESPN2 Ole Miss 73, Fresno State 21
Sept. 19 CBS Sports Utah 45, Fresno State 24
Sept. 26 CBS Sports San Jose State 49, Fresno State 23
Oct. 3 CBS Sports San Diego State 21, Fresno State 7
Oct. 10 CBS Sports Utah State 56, Fresno State 14
Oct. 16 ESPN2 Fresno State 31, UNLV 28
Nov. 5 ESPN2 Nevada 30, Fresno State 16
Nov. 28 CBS Sports Colorado State 34, Fresno State 31

2016

Sept. 3 BIG10 Net. Nebraska 43, Fresno State 10
Oct. 1 CBS Sports UNLV 45, Fresno State 20
Oct. 14 CBS Sports San Diego State 17, Fresno State 3
Oct. 22 CBS Sports Utah State 38, Fresno State 20
Oct. 28 ESPN2 Air Force 31, Fresno State 21
Nov. 26 CBS Sports San Jose State 16, Fresno State 14

2017

Sept. 9 ESPN2 Alabama 41, Fresno State 10
Sept. 16 Pac-12 Net. Washington 48, Fresno State 16
Oct. 21 CBS Sports Fresno State 27, San Diego State 7
Nov. 4 ESPN2 Fresno State 20, BYU 13
Nov. 25 CBS Sports Fresno State 28, Boise State 17
Dec. 2 ESPN Boise State 17, Fresno State 14
Dec. 24 ESPN Fresno State 33, Houston 27

2018

Sept. 8 FS1 Minnesota 21, Fresno State 14
Sept. 15 FS1 Fresno State 38, UCLA 14
Sept. 29 ESPN2 Fresno State 49, Toledo 27
Oct. 6 ESPN2 Fresno State 21, Nevada 3
Oct. 13 ESPN2 Fresno State 27, Wyoming 7
Oct. 20 ESPN2 Fresno State 38, New Mexico 7
Oct. 27 ESPN2 Fresno State 50, Hawai'i 20
Nov. 3 CBS Sports Fresno State 48, UNLV 3
Nov. 9 ESPN2 Boise State 24, Fresno State 17
Nov. 17 CBS Sports Fresno State 23, San Diego State 14
Nov. 24 ESPN2 Fresno State 31, San Jose State 13
Dec. 1 ESPN Fresno State 19, Boise State 16^{OT}
Dec. 15 ABC Fresno State 31, Arizona State 20



NATIONAL TELEVISION APPEARANCES (SINCE 1992)

2019

Aug. 31	ESPN	USC 31, Fresno State 23
Sept. 8	FS1	Minnesota 38, Fresno State 35 ²⁰¹
Oct. 12	CBS Sports	Air Force 43, Fresno State 24
Oct. 18	CBS Sports	Fresno State 56, UNLV 27
Oct. 26	ESPNU	Colorado State 41, Fresno State 31
Nov. 9	CBS Sports	Utah State 37, Fresno State 35
Nov. 15	ESPN2	San Diego State 17, Fresno State 7
Nov. 23	ESPN2	Nevada 35, Fresno State 28
Nov. 30	ESPN2	San Jose State 17, Fresno State 16

2020

Oct. 29	CBS Sports	Fresno State 38, Colorado State 17
Nov. 7	CBS Sports	Fresno State 40, UNLV 27
Nov. 14	FS2	Fresno State 35, Utah State 16
Dec. 5	FS2	Nevada 37, Fresno State 26
Dec. 12	FS1	New Mexico 49, Fresno State 39

2021

Aug. 28	CBS Sports	Fresno State 45, UConn 0
Sept. 24	CBS Sports	Fresno State 38, UNLV 30
Oct. 2	CBS Sports	Hawai'i 27, Fresno State 24
Oct. 14	FS2	Fresno State 17, Wyoming 0
Oct. 23	FS1	Fresno State 34, Nevada 32
Oct. 30	CBS Sports	Fresno State 30, San Diego State 20
Nov. 6	CBS Sports	Boise State 40, Fresno State 14
Nov. 25	FS1	Fresno State 40, San Jose State 9
Dec. 18	ESPN	Fresno State 31, UTEP 24

2022

Sept. 1	FS1	Fresno State 35, Cal Poly 7
Sept. 10	CBS Sports	Oregon State 35, Fresno State 32
Sept. 17	FOX	No. 7/8U USC 45, Fresno State 17
Oct. 1	CBS Sports	UConn 19, Fresno State 14
Oct. 8	FS1	Boise State 40, Fresno State 20
Oct. 15	FS2	Fresno State 17, San Jose State 10
Oct. 22	FS2	Fresno State 41, New Mexico 9
Oct. 29	FS1	Fresno State 32, San Diego State 28
Nov. 5	FS2	Fresno State 55, Hawai'i 13
Nov. 11	CBS Sports	Fresno State 37, UNLV 30
Nov. 19	CBS Sports	Fresno State 41, Nevada 14
Nov. 25	FS1	Fresno State 30, Wyoming 0
Dec. 3	FOX	Fresno State 41, Boise State 14
Dec. 17	ABC	Fresno State 29, Washington State 6

**The 2022 season was the first season in program history that all 12 regular season games were selected for a national televised broadcast*

FRESNO STATE BOWL GAMES

LITTLE ALL AMERICAN BOWL

FRESNO STATE 27
ARKANSAS STATE 26
 Dec. 25, 1937 • Los Angeles, Calif.

Scoring By Quarters

Fresno State	0	7	7	13	-	27
Arkansas State	0	7	7	12	-	26

Scoring Summary
 FS Toby Heeb, 6 yard pass from Ken Gleason (Ray Sturgill kick)
 ASU Rabbit Burnett, 16 yard run (C. Turnner kick)
 ASU Peewee Montgomery, 4 yard run (Turner kick)
 FS Granny Holbrook, 10 yard pass from Gleason (Sturgill Kick)
 FS Heeb, 15 yard run (kick failed)
 ASU Turner, 18 yard pass from Burnett (kick failed)
 FS Holbrook, 7 yard run (Sturgill kick)
 ASU Montgomery, 85 yard kickoff return (kick blocked)
Attendance: 5,000

LOS ANGELES – In a benefit charity bowl aiding the Under Privileged Children’s Milk Fund of Los Angeles, the Bulldogs spent Christmas day battling through a game filled with deadlocked scores, intricate passing and a strong running game.

Before 5,000 roaring fans in Gilmore Stadium, Los Angeles, the Fresno State College Bulldogs clinched a last second 27-26 victory over the Arkansas State College Teachers (ASU Bears) from Conway Arkansas.

Fresno State jumped out with an early 7-0 lead in the first period starting from the 47-yard line and scoring with an acrobatic catch by Toby Heeb from quarterback Ken Gleason. ASU answered, ending the first half 7-7.

The final half of the game started with a quick seven for ASU as Montgomery crossed into the endzone standing up after a nearly 35-yard drive.

Down by seven, the Bulldogs took the ball at the 17-yard line beginning an offensive attack that resulted in a seven point boost with a touchdown from Granville Holbrook and an extra point from Ray Sturgill.

Tied at 14-14 the fourth quarter opened with a 35-yard punt return placing the ball on Fresno’s 41. The offense did not stop there as the Bulldogs ran the ball 59 yards to score. The extra point went wide putting Fresno State up 20-14.

The Bears yet again retaliated tying the game 20-20 with a 65-yard drive and an endzone trip by Turner. The extra point edged ASU once again on par with the Bulldogs.

Fresno State found their way on top scoring their fourth touchdown by Holbrook on a 33-yard run and successfully placing the extra point.

Arkansas State would not give up as the game minutes were diminishing. Returning the kickoff, Bears’ Montgomery faked a pass to teammate Burnett and ran an 85-yard touchdown. Threatening to tie the game, the Bulldogs’ Frank McClurg blocked the kick securing a one-point Fresno State lead that would determine the Bulldogs’ first-ever bowl game victory.

Team Stats

	FS	ASU
Fumbles	8	1
Passes A-C	11-7	21-7
First Downs	19	9

Individual Stats - Unavailable

PINEAPPLE BOWL

FRESNO STATE 3
HAWAII 0
 Jan. 1, 1941 • Honolulu, Hawaii

Scoring By Quarters

Fresno State	0	0	0	3	-	3
Hawaii	0	0	0	0	-	0

Scoring Summary
 FS Dale Mickelwait, 18 yard FG
Attendance: 22,000

HONOLULU – The Bulldogs traveled to Honolulu to play before 22,000 wind-blown and rowdy spectators in the Pineapple Bowl. Matching up against the Hawai’i Rainbows, the Bulldogs found the needed three-point difference early in the fourth quarter to seal the Fresno State victory.

The ‘Dogs produced the three-point game spread off a Dale Mickelwait 18-yard field goal held by Lloyd Leest. The Pineapple Bowl game-winner marked the second time Mickelwait booted the Bulldogs to victory this season. He secured the extra point conversion against Nevada to push the Bulldogs to a 7-6 triumph.

The 3-0 score is a misleading summary of the game considering both teams had several empty scoring attempts and the Bulldogs and Rainbows gained at least 200 yards apiece. Both teams found themselves with penalty problems - Hawai’i lost 40 yards and the Bulldogs dropped 55, but fumble action was fairly clean as Hawai’i created the game’s one and only loose ball. Hawai’i held the Bulldogs twice within their five-yard line before Fresno State broke the three-quarter scoreless streak.

Team Stats

	FS	UH
First Downs	12	15
Rushing Yds.	208	197
Passing Yds.	17	66
Punts/Avg.	8/36	6/34
Fumbles	0	1
Yards Penalized	55	40

Individual Stats - Unavailable

RAISIN BOWL

DRAKE 13
FRESNO STATE 12
 Jan. 1, 1946 • Fresno, Calif.

Scoring By Quarters

Drake	6	0	0	7	-	13
Fresno State	0	6	0	6	-	12

Scoring Summary
 DU Wallace Rooker, 1 yard run (kick failed)
 FS Jack Kelley, 19 yard run (kick blocked)
 FS Mel Gustafson, 1 yard run (kick failed)
 DU Charles McDowell, 24 yard pass from Jack Coupe (Jim Baer kick)
Attendance: 10,000

FRESNO, Calif. – Ratcliff Stadium and the Fresno State Bulldogs played host to 10,000 fans and the Drake Bulldogs for the first-ever Raisin Bowl.

Fresno State led for most of the game entering the fourth quarter with a 12-6 spread over Drake. With only 6:30 remaining in the game the Bulldogs opted not to utilize their successful running game, but instead went to their passing game on the second down. To quarterback Mel Gustafson’s dismay, the pass did not find Bulldog hands but was interrupted by Drake guard Ralph Gruben who advanced the ball to the FS 24-yard line.

The following play proved fatal for Fresno State as Drake’s halfback Jake Coupe connected a pass to Charles McDowell who ran the ball in from the 1-yard line. Jim Baer converted for the final point needed to defeat the Bulldogs 13-12.

Fresno State found six of their total points in the first half, but not until after the Drake ‘Dogs sent their first seven to the scoreboard.

Down by six, the Bulldogs opened the second quarter with an impressive offensive drive. Jack Kelley produced a 19-yard running touchdown play on a double-reverse crossing into the endzone standing. With a failed field goal attempt the score stood at 6-6 heading into the half.

Opening the final period, FS scored when Louis Papac received a shallow Drake punt on the Drake 44. Papac pulled defenders to his right then reversed his motion to hustle the ball all the way to the Drake 1-yard line where Hobza knocked him out of bounds. Gustafson was credited with the TD bulldozing into the endzone to score. Taylor’s kick soared wide, but the ‘Dogs were on top again leading 12-7.

With less than seven minutes remaining, the game appeared to be wrapped up, but the Bulldogs could not foresee the fatal intercepted pass that would put the game away for good.

Team Stats

	FS	Drake
First Downs	9	9
Rushing Yds.	163	155
Punts/Avg.	13/32.4	8/28.6
Fumbles	1	6

Individual Stats - Unavailable



1937
 LITTLE ALL-AMERICAN BOWL



1941
 PINEAPPLE BOWL



1946
 RAISIN BOWL



FRESNO STATE BOWL GAMES

MERCY BOWL 1

FRESNO STATE 36

BOWLING GREEN 6

Nov. 23, 1961 • Los Angeles, Calif.

Score by Quarters	1	2	3	4	Score
Fresno State	3	7	20	6	36
Bowling Green	0	6	0	0	6

Scoring Summary

- FS Nick Masich, 29 yard FG
- BG Ray Bell, 2 yard run (kick failed)
- FS Jan Barrett, 45 yard pass from Beau Carter ((Masich kick)
- FS Bruce Seifert, 1 yard run (Masich kick)
- FS Barrett, 23 yard pass from Carter (kick failed)
- FS Carter, 4 yard run (Masich kick)
- FS Carter, 8 yard run (pass failed)

Attendance: 33,146

LOS ANGELES – In remembrance of the 17 Cal Poly football players killed in a plane crash following a Bowling Green vs. Cal Poly game a year earlier, Fresno State and Bowling Green matched up for the Mercy Bowl Classic to raise money for the surviving widows and children and to dedicate a memorial in their honor. Before a then record breaking crowd of 33,145, the Bulldogs and Falcons raised \$200,000 as they played what would become known as one of the greatest victories in Bulldog head coach Cecil Coleman’s career.

Six point underdogs entering the game, the Bulldogs surprised everyone but themselves in a trouncing 36-6 victory over Bowling Green ending the Bulldogs’ unblemished season with a 10-0 record.

With a passing attack that would not, or could not be stopped, the Bulldogs trailed only once in the game defeating what was known as the fourth ranked team in the nation in total defense with their relentless air-strike.

The Bulldogs scored the next five touchdowns, breaking numerous school records and grabbing six interceptions to soundly win the game.

Bulldog Bruce Seifert scored a TD on a 1-yard run to start the third period. Masich gained a Bulldog point on the conversion.

Ahead 17-6, the Bulldogs passed over the grounded Falcons, a 23-yard strike from Carter to Barrett in the endzone. Although the extra point failed, the ‘Dogs moved further out of reach.

On a 4-yard run Carter scored the final TD of the 20-point third quarter. Masich’s extra point pushed the Bulldog spread to 30-6.

Carter found himself on a final 8-yard scoring run for the ‘Dogs in the fourth, his second TD for the game. With the failed extra point attempt the Bulldogs retired the game 36-6.

Fresno State Lineups

Offense – LE Jay Buckert, LT Monte Day, LG Bill Laughlin, C Don Brockett, RG Jack Bohan, RE Jan Faris, QB Jon Anabo, LH Herman Hamp, RH Bill Kendrick, RB Bruce Seifert.

TEAM STATS

	FS	BG
First Downs	17	23
Rushing Yds.	133	108
Passing A-C-I	22-11-3	43-22-1
Punts/Avg.	4/34	4/32
Penalties-Yds.	4-20	7-75
Fumbles	5	1

INDIVIDUAL STATS

Rushing

Bowling Green	Att.	Yds.
Heoner	13	42
Bell	7	28
Potts	3	1
Lisbon	2	10
Hartshorn	3	9
R. Reynolds	2	2
Jonior	3	22
Tunnoll	1	-5
Ruggero	1	2

Fresno State	Att.	Yds.
Carter	7	32
Kendrick	5	16
Morris	3	10
Masich	2	6
Hamp	4	11
Selfert	5	12
Sanderson	1	-5
Allen	2	5
Ward	1	3
Anabo	1	10
Knocke	1	0

Passing

Bowling Green	A-C-I	TD	Yds.
Potts	17-9-2	0	155
Heoner	3-1-1	0	21
Fearnside	2-1-0	0	32

Fresno State	A-C-I	TD	Yds.
Anabo	13-8-0	0	120
Carter	28-14-1	2	248
Stockton	2-0-0	0	0

Receiving

Bowling Green	Yds.	TD
L. Smith	69	0
R. Reynolds	50	0
Lisbon	34	0
Weaver	38	0
Hepner	17	0

Fresno State	Yds.	TD
Barrett	161	2
Houser	71	0
Buckert	45	0
Hamp	45	0
Faris	12	0
Morris	2	0
Folgerstrom	13	0
Allen	17	0



1961
MERCY BOWL 1

FRESNO STATE BOWL GAMES

CAMELLIA BOWL

HUMBOLDT STATE 29

FRESNO STATE 14

Dec. 14, 1968 • Sacramento, Calif.

Score by Quarters	1	2	3	4	Score
Humboldt State	0	16	7	6	29
Fresno State	7	0	7	0	14

Scoring Summary

FS	Walt Jensen, 1 yard run (Ken Casida kick)
HSU	Mike Cremer, 1 yard run (Dave Banducci kick)
HSU	Banducci, 27 yard FG
HSU	Banducci, 45 yard FG
HSU	Banducci, 37 yard FG
FS	Jensen, 1 yard run (Casida kick)
HSU	Don Del Grande, 30 yard pass from Jim Costello (Banducci kick)
HSU	Dennis Sousa, 4 yard pass from Banducci (kick failed)

Attendance: 8,168

SACRAMENTO, Calif. – The eighth annual Camellia Bowl, played in a muddy Hughes Stadium in Sacramento, Calif., produced a Fresno State defeat as the Bulldogs fell to the Humboldt State Lumberjacks 29-14.

Blocking three Lumberjack kicks would generally predict a Fresno State win, but the Bulldogs' 12 turnovers, seven intercepted passes and five fumbles made up the difference. The California Collegiate Athletic Association champion Bulldogs' effort was stunted even more with out-of-service phone communication between the press box coaching staff and field staff.

Despite the confusion, the Bulldogs opened the scoring by Tony Welch blocking a Lumberjack punt. Welch recovered the ball and ran it to the Humboldt State 5 where Walt Jensen drove it in to score and Ken Casida nailed the extra point.

With a seven point deficit the Lumberjacks, 10-1 and Far Western Conference champions, capitalized on the Bulldogs' offensive glitches and phone service problems coming from behind to take a 16-7 lead heading into the half.

The second half was more of the first as the Bulldogs came out strong. Jack Olson intercepted a likely TD pass from Lumberjack Dennis Sommer and ran the length of the field to set the 'Dogs up on the Humboldt State 1-yard line. Jensen scored and Casida converted cutting the spread to Humboldt State 16, Fresno State 14.

The Lumberjacks avenged the Bulldog seven with a Costello pass to Don Del Grande who found the endzone. Casida converted for the 23-14 lead.

Humboldt was not finished yet however finding Sousa crossing into Fresno State territory on a 4-yard pass from Banducci. The extra point sailed wide cementing the final score Humboldt State 29, Fresno State 14.

Fresno State Lineups

Offense – TE Dave Harris, T John Stahl, LG Hank Corda, C Daryl Waronicki, RG Brad Fishel, T Bob Inderbleten, SE Steve Sommer, FL Fred Vickers, QB Ron Hudson, HB Walt Jensen, FB Miike Flores.

Defense – DE Gene Suglian, DT Tony Welch, NG John Focke, DT Ron Remington, DE Dave Auxier, LB Tom McCall, LB Pat Callahan, CB Lloyd Madden, CB Ted Cowles, S Sam Germany, S Ervin Hunt.

MERCY BOWL 2

CAL STATE FULLERTON 17

FRESNO STATE 14

Dec. 11, 1971 • Anaheim, Calif.

Score by Quarters	1	2	3	4	Score
CS Fullerton	7	3	0	7	17
Fresno State	0	0	7	7	14

Scoring Summary

CSF	Don Cotalic, 22 yard block punt recovery (Craig Hiatt kick)
CSF	Hiatt, 25 yard FG
FS	Ben Childers, 12 yard pass from John Behrens (Stoetzel kick)
FS	Gene Austin, 54 yard pass from Behrens (Stoetzel kick)
CSF	Tyrone Perry, 5 yard pass from Mike Ernst (Hiatt kick)

Attendance: 16,854

ANAHEIM, Calif. – Playing for the 14 surviving children of three Fullerton State assistant coaches and a pilot who died in an airplane crash only a month earlier, the Fullerton State Titans came from behind to take the 17-14 Mercy Bowl II victory over the Fresno State Bulldogs.

In the second bowl in Fresno State history played for plane crash victims (1961 Mercy Bowl), the 'Dogs were never able to find a rhythm that would disassemble the Fullerton State offense.

The Titans led for the greater part of the match heading into the second half with a 10-0 lead over the Bulldogs. With 3:21 remaining in the first period Titan Don Cotalic blocked a Bulldog punt scoring on a 22-yard run. Bare-foot kicker Craig Hiatt earned the extra point for the Titans finding the early 7-0 lead. Before the half ended Fullerton State capitalized on more Bulldog trouble as a wild pass from Bulldog center Harry Mestjian caused a desperation kick from Atomic Torosian netting only five yards. Bulldog penalties moved Fullerton State to the nine-yard line where the shoeless Titan nailed a 25-yard field goal for the 10-0 lead.

The Bulldogs found their strength after halftime driving 66 yards in just six plays and scoring off a 12-yard strike from John Behrens to Ben Childers. Childers caught the pigskin at the three-yard line and barreled his way into the endzone with two Fullerton State defenders hanging on his shirrtail. Luis Stoetzel secured the extra point cutting the Titan lead to only three.

Fresno State fed off the Bulldog momentum finding seven more points to send to the scoreboard from a Fullerton fumble recovery and a 54-yard rocket from Behrens to flanker Gene Austin. Stoetzel nailed the extra point giving the Bulldogs their first 14-10 lead of the game.

The Titans retaliated however finding their last seven on an 88-yard drive, 11-play, 5-yard pass TD with only 3:32 left to play

Fresno State Lineups

Offense – SE Daren Gee, T Pat Pickford, G Steve Verry, C Lee Munson, G Pat Plummer, T Dave Vietty, TE Ben Childers, QB John Inglehart, HB Herbie Phillips, FB Atomic Torosian, FL Mike Harris.

Defense – DE Jack Fisher, DT Dennis Keran, NG Theodore Lambert, DT Elmer Cummings, DE Bob Serowick, LB Bill Crawford, LB Gary Weaver, CB Dwayne Crump, CB Ben Davis, SS Phil Borjas, FS Ray Sherman.



1968
CAMELLIA BOWL



1971
MERCY BOWL 2



FRESNO STATE BOWL GAMES

CALIFORNIA RAISIN BOWL 2

FRESNO STATE 29

BOWLING GREEN 28

Dec. 18, 1982 • Fresno, Calif.

Score by Quarters	1	2	3	4	Score
Fresno State	0	0	7	22	29
Bowling Green	0	14	14	0	28

Scoring Summary

- BG Chip Otten, 4 yard run (Gehad Youssef kick)
- BG John Meek, 1 yard pass from Brian McClure (Youssef kick)
- BG Shawn Potts, 5 yard pass from McClure (Youssef kick)
- FS Stephone Paige, 1 yard 1 pass from Jeff Tedford (Scott Darrow kick)
- BG Potts, 6 yard advance of fumble after Greg Taylor 29 yard pass from McClure (Youssef kick)
- FS Paige, 4 yard run (Darrow kick)
- FS Paige, 27 yard pass from Tedford (Terry Carter pass from Darrow)
- FS Vince Wesson, 2 yard pass from Tedford (Darrow kick)

Attendance: 30,000

FRESNO, Calif. – Fresno State kept its tradition of last minute wins intact trailing by three TDs with 15:42 to play and bouncing back with a 22-point fourth quarter to capture the 29-28 victory with just 11 seconds remaining.

Bulldog flanker Vince Wesson caught a 2-yard pass from Jeff Tedford in the endzone to tie the game 28-28. The Bulldogs pushed ahead 29-28 when kicker Scott Darrow sent fans into a victory frenzy booting the extra point through the uprights.

The dramatic ending was the result of a slow Bulldogs start as the 'Dogs went scoreless until the third quarter. The Falcons however had no trouble jumping into the lead finding the endzone twice before the first half ended.

Trailing by 21, the Bulldogs awoke to the roar of Fresno State fans and proceeded to find their mark on the scoreboard. With an 11-yard pass to Stephone Paige from Jeff Tedford and the extra point from Scott Barrow, the 'Dogs cut the Falcon lead to 14.

The Falcons did not let the 'Dogs back in the game without a fight scoring another goal off a fumble recovery by Potts before the third period expired. The quarter is not the only thing that expired however, so had the Falcon scoring summary.

The remaining 15-minutes contained a Bulldog scoring spree beginning with an 80-yard series resulting in a four-yard run by Paige into the endzone. With the score now Bowling Green 28, Fresno State 14, the 'Dogs set out to find two more TDs.

Setting up on the Falcon 27-yard line, Tedford connected with Paige up the middle who evaded defenders and scored. Playing the odds, the 'Dogs completed a two-point conversion off a pass from Tedford to Terry Carter.

Trailing now by six, with game time steadily dropping from 3:16, the 'Dogs went into what would come to be a 44-yard series of seven plays, a Bowling Green facemask penalty and a Fresno State win with only 11 seconds remaining.

Paige set a school record with 246 yards receiving and tied another with 15 receptions. Tedford tied a school record with 373 yards in passing and set a single game record with 31 completions.

Fresno State Lineups

Offense — SE Stephone Paige, LT Kevin Molle, LG Jerry Lockwood, C John Blacksill, RG Tom Neville, RT Ed Carter, TE Bill Griever, QB Jeff Tedford, TB Terry Carter, FB Dave Adams, FL Vince Wesson.

Defense — LB Kepa Kaaekuahiwi, T Clyde Glover, NG Morris Brown, E Kevin Jones, MLB Kevin Johnson, WLB Bobby Stevenson, ROV Ron Yrigollen, CB Kent Paine, SS Don Turner, FS Matt McKnight, CB Derrick Franklin.



TEAM STATS

	FS	BG
First Downs	27	17
Rushes-Yds.	24-80	44-126
Passing-Yds.	373	246
Return-Yds	59	32
Passes	31-50-4	22-32-1
Punts	2-39	7-40
Fumbles-Lost	4-3	2-0
Penalties-Yds.	4-35	8-68
Time of Possession	24:20	35:40

INDIVIDUAL STATS

	Rushing	
	Att.	Yds.
Fresno State		
Thomas	5	48
Carter	6	41

	Rushing	
	Att.	Yds.
Bowling Green		
Otten	31	136
Wagner	5	18

	Passing	
	A-C-I	Yds.
Fresno State		
Tedford	31-50-4	373

	A-C-I	
	A-C-I	Yds.
Bowling Green		
McClure	22-32-1	246

	Receiving	
	Yds.	TD
Fresno State		
Paige	15	246
Griever	4	43
Wesson	3	21

	Receiving	
	Yds.	TD
Bowling Green		
Otten	11	76
Meek	4	55
Taylor	3	74



FRESNO STATE BOWL GAMES

CALIFORNIA RAISIN BOWL 5

FRESNO STATE 51

BOWLING GREEN 7


Dec. 14, 1985 • Fresno, Calif.

Score by Quarters	1	2	3	4	Score
Bowling Green	0	0	0	7	7
Fresno State	7	16	14	14	51

Scoring Summary

- FS James Williams, 10 yard run (Barry Belli kick)
- FS Anthony Mosley, 1 yard run (Belli kick)
- FS Gene Taylor, 33 yard pass from Kevin Sweeney (Belli kick)
- FS Safety, BG's Brian McClure tackled in end zone
- FS Taylor, 53 yard pass from Sweeney (Belli kick)
- FS Kelly Skipper, 29 yard run (Belli kick)
- BG Jeff Davis, 18 yard run (Paul Silvi kick)
- FS Stephen Baker, 40 yard pass from Sweeney (Belli kick)
- FS Skipper, 13 yard run (Belli kick)

Attendance: 32,554



FRESNO, Calif. – With a reputation as the highest scoring team in the nation, Fresno State dismantled Bowling Green, the Mid American Conference champion, 51-7 in a rematch of the 1982 Cal Bowl II. The 'Dogs finished the season as the nation's only unbeaten Division I team in standing-room only Bulldog Stadium.

Quarterback Kevin Sweeney helped Fresno State's cause throwing for three touchdowns and the Bulldog running game churned out 225 yards, not to mention the Bulldog defense recovering five fumbles and intercepting three passes. The Falcons, stunned by the Bulldog strength, stood by watching their undefeated season and 14-game winning streak, the longest in the nation, come to an end.

The Bulldogs ended the first quarter with only seven of their to-be 51 points off a touchdown from James Williams on a 10-yard run down the center. Barry Belli nailed the extra point

The Bulldogs 14-point second period boosted a 21-0 lead over the then-nationally ranked Falcons with an Anthony Mosley 1-yard run resulting from a Bulldog fumble recovery on the Bowling Green 12-yard line. Then, with 6:59 left in the half Sweeney connected a 33-yard strike to Gene Taylor in the endzone. Belli secured both extra points.

The second half was simply more of the first with the Bulldogs scoring 23 points before time dissolved. Five minutes into the third quarter, Sweeney found Taylor alone on the sideline who scored on a 53-yard touchdown pass. Then, after an official timeout due to crowd noise, the Bulldogs marched 73 yards up the field scoring from a Kelly Skipper 29-yard run. Once again Belli completed the extra point pushing the score to 37-0 entering in the final period of play.

Sweeney connected a 40-yard pass with double-teamed Stephan Baker standing in the endzone. Then with 5:57 left in the game and the Bulldogs setting up on the 13-yard line, Skipper ran the ball through a wide gap down the center to seal the Fresno State California Bowl V victory. The 51-7 scoring margin ranks in Bulldog records as the highest bowl game spread and scoring game in Fresno State history.

Fresno State Lineups

Offense – SE Stephen Baker, LT David Lerma, LG Mike Chuhantseff, C Mike Savage, RG Terry Laffitte, RT Greg Lovering, TE Mark Scambray, QB Kevin Sweeney, FB Anthony Mosley, TB James Williams, FL Gene Taylor.

Defense – LE Greg Ramsey, NG Chris Pacheco, RE Mark Olson, SLB David Grayson, MLB George Petersen, WLB Anthony Nunn, ROV Cliff Hannemann, LC Anthony Dollarhide, RC Roark Kelly, SS Michael Stewart, FS Rod Webster.

TEAM STATS

	FS	BG
First Downs	21	15
Rushes-Yds.	36-89	48-225
Passing-Yds.	259	194
Return-Yds.	10	58
Passes	23-48-3	10-21-1
Punts	6-35	7-47
Fumbles-Lost	6-5	2-1
Penalties-Yds.	11-71	12-112
Time of Possession	32:19	27:51

INDIVIDUAL STATS

	Rushing	
Bowling Green	Att.	Yds.
Davis	7	78
Story	9	41
White	8	12
Schmelzle	2	7
McClure	9	-50

Fresno State	Att.	Yds.
Williams	18	94
Skipper	7	77
Mosley	9	59
Thomas	3	11
Sweeney	8	-16

Bowling Green	Passing	
McClure	A-C-I	Yds.
McClure	42-22-3	254
Neiman	6-1-0	5

Fresno State	A-C-I	
Sweeney	19-9-1	185
Defabio	1-1-0	9

Bowling Green	Receiving	
Schmelzle	Yds.	TD
Schmelzle	7	84
Meehan	7	65
Bayless	3	31
Rankin	1	19

Fresno State	Yds.	TD
Mosley	3	34
Taylor	2	86
Baker	2	49
Williams	2	16



FRESNO STATE BOWL GAMES

CALIFORNIA RAISIN BOWL 8

FRESNO STATE 35

WESTERN MICHIGAN 30

Dec. 10, 1988 • Fresno, Calif.

Score by Quarters	1	2	3	4	Score
Fresno State	7	7	21	0	35
Western Michigan	0	17	7	6	30

Scoring Summary

- FS A. Alexander, 55 yard pass from Barsotti (Loop kick)
- FS Alexander, 38 yard pass from Barsotti (Loop kick)
- WMU R. Oliver, 31 yard pass from Kimbrough (Creek kick)
- WMU Davis, 51 yard run (Creek kick)
- WMU Creek, 29 yard FG
- FS Rosette, 65 yard run (Loop kick)
- WMU Davis, 15 yard pass from Kimbrough (Creek kick)
- FS Rosette, 4 yard run (Loop kick)
- FS Jones, 26 yard run (Loop kick)
- WMU Kimbrough, 6 yard run (pass failed)

Attendance: 31,272

FRESNO, Calif. – Big West Conference champion Fresno State captured its third California Bowl title in seven years, before 31,272 fans in Bulldog Stadium.

The 'Dogs jumped out to an early 7-0 lead over the Broncos of Western Michigan when Mark Barsotti connected a 55-yard pass to Andre Alexander and Steve Loop nailed the extra point attempt.

The touchdown pair struck again in the second period when Barsotti found Alexander covering 38 yards, ball-in-hand, entering the endzone. Loop's extra point hit the target carrying the 'Dogs to a 14-0 lead.

The Broncos, silent through the first quarter, and the first minutes of the second, awoke to stun the Bulldogs with two consecutive touchdowns before the half dissolved. Robert Oliver crossed the line dragging a Bulldog defender off a 31-yard pass from Tony Kimbrough. John Creek gave the Broncos the extra point closing in on the Bulldog lead.

Less than two minutes passed before the Broncos landed in the endzone again. Setting up on the WMU 49-yard line, Rob Davis found an open tunnel through the defense and traveled into the endzone. Creek sent the extra point to the scoreboard tying the game 14-14.

Before time ran out, Bronco's Creek nailed a 29-yard field goal leaving the Bulldogs on their heels trailing 17-14 at the half for the first time at home during the '88 season.

The Bulldogs countered the Bronco lead in the second half with a ferocious running attack. On the Fresno State 35, Darrell Rosette located a hole in WMU defense and motored the ball 65-yards to score. Loop secured the extra point putting the Bulldogs again in the lead 21-20.

WMU responded with a touchdown by Davis only minutes later, but the Bulldogs held the momentum scoring on a 80-yard drive and a 4-yard run by Rosette.

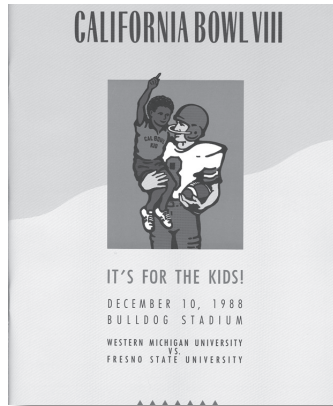
Ahead 28-24, the Bulldogs relentlessly pushed the Broncos tallying seven more points before the third quarter closed. Bulldog Myron Jones, handled the ball on the WMU 26-yard line, faked hitting the middle and veered to the corner to run it in and score.

Fresno State's senior running back Darrell Rosette earned the Cal Bowl Most Valuable Player award after rushing for a career-high 149 yards.

Fresno State Lineups

Offense – SE Dwight Pickens, LT Fil Lujan, LG Paul Vial, C Jim Rademann, RG Jeff Skidmore, RT Jeff Truschel, TE Craig Jones, TB Kelly Skipper, FB Myron Jones, QB Mark Barsotti, FL Andre Alexander.

Defense – SLB Tracy Rogers, LE Nick Ruggeroli, NG Chuck McCutchen, RE Willie Howard, MLB Brian Greer, WLB Blair Holloway, ROV Ron Cox, LC James Williams, SS Tony Harris, FS Craig Bowens, RC Darrel Martin.



TEAM STATS

	FS	WMU
First Downs	17	24
Rushing Atts	46	35
Rushing Yds.	242	187
Passes A-C-I	29-15-3	57-24-0
Passing Yds.	240	366
Total Yds.	440	503
Punts/Yds.	9-325	10-372
Fumbles	1	3
Penalties-Yds.	20-166	8-65

INDIVIDUAL STATS

	Rushing	
	Att.	Yds.
Fresno State		
Skipper	4	6
Vones	6	69
Cooks	4	9
Rosette	23	149
Dickens	1	-3
Barsotti	8	-30

	Western Michigan	
	Att.	Yds.
Davis	15	71
Kimbrough	17	65
Agema	3	1

	Passing		
	A-C-I	TD	Yds.
Fresno State			
Barsotti	29-15-3	2	240

	Western Michigan		
	A-C-I	TD	Yds.
Kimbrough	57-24-0	2	366

	Receiving		
	Rec.	Yds.	TD
Fresno State			
Pickens	3	24	0
Alexander	3	103	2
Jones	5	76	0
Shelley	1	76	0
Rosette	2	6	0
Williams A.	1	5	0

	Western Michigan		
	Rec.	Yds.	TD
Oliver	7	119	1
Boyko A.	5	120	0
Agema	6	120	0
Boyko B.	3	40	0
Davis	2	20	1
Belle	1	14	0



FRESNO STATE BOWL GAMES

CALIFORNIA RAISIN BOWL 9

FRESNO STATE 27

BALL STATE 6

Dec. 9, 1989 • Fresno, Calif.

Score by Quarters	1	2	3	4	Score
Ball State	0	6	0	0	6
Fresno State	0	10	3	14	27

Scoring Summary

- FS Steve Loop, 34 yard field goal
- BSU Barbee, 1 yard run (kick failed)
- FS Stephen Shelley, 91 yard pass from Barsotti (Loop kick)
- FS Ron Cox, 58 yard interception return (Loop kick)
- FS Curt Thornton, 5 yard pass from Buechele (Loop kick)

Attendance: 31,610

FRESNO, Calif. – With the coin flip landing in Ball State favor the Bulldogs kicked off the last Fresno State football game of the decade unaware that the game would result in a 27-6 victory over Ball State, an 11-1 winning season, the second consecutive California Raisin Bowl victory and the Bulldogs' fourth California Raisin Bowl title in eight years ('82, '85, '88, '89).

With 31,610 Fresno State fans packing Bulldog Stadium the 'Dogs led the Ball State Cardinals through a scoreless first period. The second quarter brought 10 more minutes of empty scoreboard windows until the Bulldogs took control of the game kicking a 33-yard field goal by Steve Loop.

The three point Ball State deficit did not hold as Ball State drove 73 yards, following a failed 44-yard Bulldog field goal attempt, to threaten Fresno State from 1-yard line. Cardinal Tom Barbee snuck into the endzone, but the extra point soared wide to the left putting Ball State ahead 6-3.

The Bulldogs retaliated in full force with a completed pass from Mark Barsotti to Stephen Shelley who ran the ball unscathed into the endzone for a 91-yard touchdown. Loop's extra point sent the 'Dogs into halftime with a 10-6 lead.

The third quarter of play continued to boost the Fresno State Red Wave moral. Loop nailed a field goal through the uprights from 27-yards pushing the Bulldog spread to 13-6.

The final minutes of play cemented the Bulldog win as Fresno State pulled away with two more touchdowns, holding the Cardinal to the original six points they found in the second quarter.

Less than a minute into the fourth quarter Ron Cox, a junior All-American, intercepted a BSU desperation pass and ran the ball 58 yards into the endzone. Loop sent another extra point to the scoreboard that now displayed a 20-6 Fresno State lead.

The contest was put to an end with an easy touchdown pass from Eric Buechele to wide-open Curt Thornton standing alone in the endzone. Loop rocketed his third successful extra point of the game tallying the 27-6 Fresno State California Raisin Bowl victory.

Cox received Most Valuable Player of the game.

Fresno State Lineups

Offense – SE Stephen Shelley, LT Fil Lujan, LG Paul Vial, C Dave Ewing, RG Melvin Johnson, RT Mike Foust, TE Rich Bartlewski, QB Mark Barsotti, TB Aaron Craver, FB Myron Jones, FL Dwight Pickens.

Defense – SLB Jeff Thiesen, LE Terry Cook, NG Zack Rix, RE Nick Ruggeroli, MLB Pete Jenkins, WLB Devonne Edwards, ROV Ron Cox, LC Courtney Griffin, SS David Shelton, FS Marquez Pope, RC James Williams.




TEAM STATS

	FS	BSU
First Downs	18	16
Rushing Atts	40	36
Rushing Yds.	134	115
Passes A-C-I	28-17-0	32-15-4
Passing Yds.	309	160
Total Yds.	425	221
Punts/Yds.	6-31.7	7-34
Fumbles	0	0
Penalties-Yds.	9-57	4-30

INDIVIDUAL STATS

	Rushing Att.	Yds.	
Fresno State			
Barsotti	2	-3	
Cramer	22	65	
Cooks	8	31	
Jones	5	12	
Lewis	2	12	
Buechele	1	-1	
Ball State			
Riley	11	-22	
Parmalee	21	77	
Barbee	2	3	
Wilson	1	0	
Hammeroley	1	3	
	Passing A-C-I	TD	Yds.
Fresno State			
Barsotti	23-14-0	1	246
Buechele	4-3-0	1	63
Craver	1-0-0	0	0
Ball State			
Riley	29-13-3	0	138
Hameroley	3-2-1	0	22
	Receiving Rec.	Yds.	TD
Fresno State			
Jones	7	70	0
Thorton	2	16	1
Pickins	2	66	0
Craver	2	6	0
Shelley	1	91	1
Cooks	1	18	0
Burnett	2	42	0
Ball State			
Jones	3	53	0
Wilson	5	46	0
Parmalu	4	18	0
Jackson	2	12	0
Hammond	1	31	0



FRESNO STATE BOWL GAMES

CALIFORNIA RAISIN BOWL 11

BOWLING GREEN 28

FRESNO STATE 21

Dec. 14, 1991 • Fresno, Calif.

Score by Quarters	1	2	3	4	Score
Bowling Green	14	7	0	7	28
Fresno State	7	7	0	7	21

Scoring Summary

- BG Brett Landman, 5 pass from LeRoy Smith (Leaver kick)
- BG Mark Szlachcic, 29 pass from Erik White (Leaver kick)
- FS Mark Barsotti, 3 run (Mahoney kick)
- BG Szlachcic, 9 pass from White (Leaver kick)
- FS Anthony Daigle, 57 run (Mahoney kick)
- BG LeRoy Smith, 1 run (Leaver kick)
- FS Marty Thompson, 5 pass from Mark Barsotti (Mahoney kick)

Attendance: 34,877

FRESNO, Calif. – Bowling Green ended Fresno State's hope for a fourth California Raisin Bowl championship since 1982 on Bowling Green's 3-yard line, holding on for a 28-21 victory over the Bulldogs before a record bowl crowd of 34,877.

The Bulldogs, the Big West Conference champions who ended their season with a 10-2 record, needed to drive 99 yards inside the final three minutes for the game-tying touchdown. Behind senior quarterback Mark Barsotti, who was playing for the first time since breaking his leg on Oct. 19, Fresno State set up on Bowling Green's 3-yard line with 19 seconds to play. The Falcon defense played tight forcing Barsotti into three consecutive incomplete passes preserving the Bowling Green win.

Fresno State never ceased the relentless Bulldog attack entering the game as a two-touchdown favorite. The Falcons bolted out to leads of 14-0, 21-7 and 28-14 behind the passing combinations of quarterback Erik White and receiver Mark Szlachcic.

The Bulldogs cut the spread to 28-21 on a Barsotti TD pass to tight end Marty Thompson, then once again put themselves in position for the final drive on the Bowling Green 3-yard line after cornerback Tony Brown intercepted a White pass at the Fresno state 1-yard line.

The Bulldogs out-gained the Falcons 484-383, but the 'Dogs were constantly set back by costly penalties. Fresno State was flagged 11 times totaling 86 lost yards.

Fresno State Lineups

Offense – SE Kelvin Means, LT Ron Collins, LG Rus Hartmann, C Jason James, RG Melvin Johnson, RT Jesse Hardwick, TE Marty Thompson, QB Mark Barsotti, TB Ron Rivers, FB Lorenzo Neal, FL Malcolm Seabron.

Defense – SLB Jeff Thiesen, LE Judd Foell, NG Zack Rix, RE Earl Oliver, MLB Pete Jenkins, WLB Darren Boyer, ROV Steve Lee, LC Tony Brown, SS Stacey Wilcots, FS Marquez Pope, RC Emery Braxton.



TEAM STATS		FS	BG
First Downs		24	22
Rushing Atts		42	39
Rushing Yds.		225	138
Passes A-C-I		36-25-1	31-19-1
Passing Yds.		286	268
Total Yds.		484	383
Punts/Yds.		3-32	4-31.5
Fumbles		2	2
Penalties-Yds.		11-86	3-36

INDIVIDUAL STATS		Rushing	
	Att.	Yds.	
Fresno State			
Barsotti	9	21	
Rivers	7	5	
Neal	14	78	
Daigle	8	77	
Christian	2	10	
Allison	2	7	

	Att.	Yds.	
Bowling Green			
Jackson	16	59	
Smith	13	46	
Lindsey	2	4	
White	7	1	
Lee	1	5	

Passing		TD	Yds.
A-C-I			
Fresno State			
Barsotti	36-25-1	1	286

	A-C-I	TD	Yds.
Bowling Green			
White	30-18-1	2	263
Smith	1-1-0	1	5

Receiving		TD
Rec.	Yds.	
Fresno State		
Rivers	6	84
Neal	4	8
Winans	3	66
Thompson	4	25
Ross	3	28
Seabron	1	23
Means	2	39
Daigle	2	13

	Rec.	Yds.	TD
Bowling Green			
Redd	2	47	0
Szlachcic	11	189	2
Landman	3	14	1
Jackson	3	18	0



FRESNO STATE BOWL GAMES

FREEDOM BOWL

FRESNO STATE 24

USC 7

Dec. 29, 1992 • Anaheim, Calif.

Score by Quarters	1	2	3	4	Score
No. 23 USC	0	7	0	0	7
Fresno State	0	7	3	14	24

Scoring Summary

- USC Strother 1 yard run (Ford kick)
- FS Neal 1 yard run (Mahoney kick)
- FS Mahoney 43 yard field goal
- FS Daigle 2 yard run (Mahoney kick)
- FS Rivers 5 yard run (Mahoney kick)

Attendance: 58,546

ANAHEIM, Calif. – Fresno State pulled the bowl season’s biggest and most talked about upset with a stunning 24-7 win over Southern Cal in the Freedom Bowl IX held in Anaheim Stadium. The Bulldogs dominated the Trojans in every facet of the game, most notably in total offense, where Fresno State enjoyed a 405-183 advantage.

Offense is what took Fresno State to the Freedom Bowl, but defense is what won the game that Bulldogs’ head coach Jim Sweeney said was the “biggest game in Bulldog history.”

The ‘Dogs stole four turnovers from the favored Trojans and allowed only one third-down conversion in nine attempts. USC quarterback Rob Johnson found only seven completions in the Bulldogs’ secondary and threw three interceptions. Those defensive numbers, plus a Fresno State offense that ran 84 plays created chaos for the tradition-packed Trojans.

In the second, the always-responsive Bulldogs answered an early Trojan touchdown with an 11-play, 70-yard drive resulting in a 1-yard plunge by game MVP Lorenzo Neal. Four mid-range passes by Trent Dilfer, including a 10-yarder to Tydus Winans on fourth down at the USC 33, energized the drive.

Derek Mahoney added a field goal in the third quarter to give the ‘Dogs the lead, but two fourth quarter touchdowns sent the 30,000 Red Wavers in attendance back home with a win. Eight runs for 32 yards helped set up a 22-yard pass from Dilfer to Winans that put Fresno State at the USC two-yard line with just under six minutes to play. From there, Anthony Daigle took the ball across the goal line.

Big runs of 32 yards by Ron Rivers and 17 by Daigle moved the ‘Dogs up the field while using most of the remaining time on the clock. It took only five plays for Fresno State to travel 56 yards and get the game-clinching score on a 5-yard dash up the middle by Rivers.

Fresno State Lineups

Offense – SE Lee Harris, LT Ron Collins, LG Josh Coldiron, C Jason James, RG Rus Hartmann, RT Jesse Hardwick, TE Marty Thompson, QB Trent Dilfer, TB Ron Rivers, FB Lorenzo Neal, FL Malcolm Seabron.
 Defense – SLB Wendell Valentine, LE Brad Bell, NG Zack Rix, RE Nick Serfas, MLB Chris Peters, WLB Earl Oliver, ROV Gene Smith, LC Brian Porter, SS Sam Watson, FS Johnny Johnson, RC James Burton.

TEAM STATS			
	FS	USC	
First Downs	24	14	
Rushing Atts	56	32	
Rushing Yds.	262	112	
Passes A-C-I	28-13-0	18-7-3	
Passing Yds.	164	95	
Total Yds.	405	183	
Punts/Yds.	5-40.2	5-43	
Fumbles	1	1	
Penalties-Yds.	9-61	7-35	

INDIVIDUAL STATS			
	Rushing		
	Att.	Yds.	
Fresno State			
Daigle	11	54	
Dilfer	7	8	
Rivers	19	104	
Neal	19	75	
USC			
Johnson	5	-12	
Crayton	19	79	
Strother	1	1	
Mooney	2	9	
Bender	2	3	
McFadden	3	8	

	Passing		
	A-C-I	TD	Yds.
Fresno State			
Dilfer	28-13-0	0	164
USC			
Johnson	18-7-3	0	95

	Receiving		
	Rec.	Yds.	TD
Fresno State			
Ross	2	18	0
Winans	3	56	0
Neal	2	21	0
Thompson	2	29	0
Seabron	1	20	0
Rivers	2	13	0
Daigle	1	7	0
USC			
Crayton	2	10	0
Jackson	1	16	0
Hannah	1	8	0
Morton	3	61	0



FRESNO STATE BOWL GAMES

JEEP EAGLE ALOHA BOWL

COLORADO 41

FRESNO STATE 30

Dec. 25, 1993 • Honolulu, Hawaii

Score by Quarters	1	2	3	4	Score
Fresno State	0	10	14	6	30
Colorado	10	10	14	7	41

Scoring Summary

- CU Salaam 2 yard run (Berger kick)
- CU Berger 44 yard field goal
- CU Hill 7 yard run (Berger kick)
- FS Mahoney 27 field goal
- CU Berger 49 field goal
- FS Seabron 68 yard fumble return (Mahoney kick)
- CU Salaam 40 yard run (Berger kick)
- FS Daigle 1 yard run (kick blocked)
- CU Leomiti 28 yard fumble return (Berger kick)
- FS Winans 8 yard pass from Dilfer (Daigle pass from Dilfer)
- CU Salaam 4 yard run (Berger kick)
- FS Winans 11 yard pass from Dilfer (pass failed)

Attendance: 44,009

HONOLULU – Before 44,009 fans Trent Dilfer passed for a career-best 523 yards and two touchdowns, but it was not enough for the Bulldogs to overcome 17th-ranked Colorado in a 41-30 loss at Aloha Stadium in the 12th annual Jeep Eagle Aloha Bowl on Christmas Day.

The Bulldogs, who finished second nationally in turnover margin, turned the ball over an uncharacteristic five times in the game which led directly to 24 Colorado points. The Buffaloes, Big Eight runner-up, led the entire game, once by as many as 18 points, but were never able to put the Bulldogs away.

Fresno State trailed 20-3 with one second left in the first half, but before time could run out Jamie Christian and Malcolm Seabron combined on an 81-yard kickoff return for a touchdown pulling the Bulldogs within 10 (20-10) heading into the second half.

The remaining 30 minutes were filled with scoring as the Buffaloes connected for 21 more points including a 40-yard run by Buffaloes' Salaam and a 28-yard fumble return by Leomiti. The Bulldogs contributed to the excitement closing in on the Buffaloes with three touchdowns of their own. Daigle found the endzone on a 1-yard carry in the third quarter followed by two Tydas Winans' TDs near the end of the third quarter and again at the conclusion of the fourth.

The Bulldogs, who came into the contest ranked 20th nationally in rushing (221.6 ypg), were held to just three net yards in the bowl contest. The Bulldogs out-gained the Buffaloes in total yards, 526-395.

Fresno State Lineups

Offense — SE Tydus Winans, LT Ron Collins, LG Josh Coldiron, C Jason James, RG Rus Hartmann, RT Kenny Hall, TE David Dunn, QB Trent Dilfer, TB Ron Rivers, FB Sal Mejico, FL Malcolm Seabron.

Defense — LE Chris Rockwell, NG Demetrius Edwards, RE Brad Bell, MLB Chris Peters, WLB Ron Papazian, ROV Gene Smith, LC James Burton, SS Sam Watson, FS Lance Thomas, RC Tommy Jones, CB Omar Stoutmire.



TEAM STATS

	FS	CU
First Downs	34	19
Rushing Atts	25	46
Rushing Yds.	79	295
Passes A-C-I	63-37-1	15-8-0
Passing Yds.	523	124
Total Yds.	526	395
Punts/Yds.	3-31.3	43.3
Fumbles	5	1
Penalties-Yds.	9-88	7-84

INDIVIDUAL STATS

	Rushing	
	Att.	Yds.
Fresno State		
Rivers	14	37
Daigle	5	14
Christian	1	6
Duhn	1	-5
Dilfer	4	-49
Colorado		
Salaam	23	135
Warren	10	68
Stewart	8	50
Hill	4	13
Joseph	1	5

	Passing		
	A-C-I	TD	Yds.
Fresno State			
Dilfer	63-37-1	2	523
Colorado			
Stewart	15-8-0	0	124

	Receiving		
	Rec.	Yds.	TD
Fresno State			
Dunn	9	149	0
C. Jones	6	84	0
Harris	5	87	0
Daigle	5	69	0
Rivers	5	58	0
Winans	3	33	2
Seabron	2	29	0
Christian	2	14	0

	Receiving		
	Rec.	Yds.	TD
Colorado			
Fourja	3	27	0
C. Johnson	3	27	0
Westbrook	1	43	0
Cunningham	1	27	0



FRESNO STATE BOWL GAMES

EA SPORTS LAS VEGAS BOWL

UTAH 17

FRESNO STATE 16

Dec. 18, 1999 • Las Vegas, Nev.



Score by Quarters	1	2	3	4	Score
Fresno State	7	0	3	6	16
Utah	7	0	7	3	17

Scoring Summary

- FS P. Williams 75 yard return of blocked field goal (Hanna kick)
- Utah M. Anderson 34 yard run (Truhe kick)
- FS Hanna 27 yard field goal
- Utah M. Anderson 5 yard run (Truhe kick)
- FS Ward 2 yard run (kick failed)
- Utah Truhe 33 yard field goal

Attendance: 28,277

LAS VEGAS – In their first bowl appearance since the 1993 season, the Bulldogs battled the Utah Utes of the Mountain West Conference in one of the best games of the bowl season, highlighted by the running of Mike Anderson, who ran for a game-record 254 yards and two touchdowns. Cletus Truhe kicked a 33-yard field goal with five minutes left as Utah beat Fresno State 17-16.

Fresno State went ahead 16-14 on the first play of the fourth quarter, but Colby Knight blocked Jeff Hanna's extra point attempt, setting the stage for Truhe's game winner. The game-winning kick was vindication for Truhe, whose first two field goal tries were blocked by Fresno's Terence Brown. The first block was returned 75 yards for a touchdown by Payton Williams.

Anderson scored on runs of 34 and 5 yards, the latter giving Utah (9-3) a 14-10 third-quarter lead. Fresno State answered with Derrick Ward's 2-yard TD run as the fourth quarter opened, giving the Bulldogs a 2-point lead.

Utah dominated the ball, gaining a bowl-record 334 yards rushing. Despite outgaining Fresno State 331 yards to 103, the Utes managed only a 7-all tie at halftime, the score coming on Anderson's 34-yard run with 3:51 left in the first quarter.

The Bulldogs went ahead 10-7 on Hanna's 27-yard field goal with 9:24 remaining in the third quarter.

The Utes regained the lead when Anderson finished a 68-yard drive with a 5-yard scoring run, breaking three tackles en route to his second touchdown of the night.

With Anderson breaking off key gains, the Utes drove 70 yards to the Bulldogs 14 before Truhe came on to kick the game-winning field goal with 5:03 remaining.

TEAM STATS

	FS	UTAH
First downs	16	25
Rushing Attempts	32	54
Net Yards Rushing	132	334
Net Yards Passing	147	214
Passes Attempted	28	24
Passes Completed	14	11
Had Intercepted	0	1
Total Offensive Plays	60	78
Total Net Yards	279	548
Fumbles-Lost	0-0	2-0
Penalties-Yards	6-59	15-151
Punts-Yards	5-185	4-144
Yards per punt	37.0	39.0
Interceptions-Yards	0-0	0-0
Fumble Returns-Yards	0-0	0-0
Time of Possession	24:06	35:54

INDIVIDUAL STATS

Rushing			
Fresno State	Att.	Yds.	
Ward	15	51	
Gaines 8	31		
Armstrong	4	29	
C.Smith	3	17	
Wright 2	4		
Utah	Att.	Yds.	
Anderson	34	254	
Bacon 8	9		
Russell 1	4		
Arceneaux	9	(minus 6)	
Crowshaw	2	(minus 9)	
Passing			
Fresno State	A-C-I	TD	Yds.
Volek	14-28-0	0	147
Utah	A-C-I	TD	Yds.
Arceneaux	8-15-0	0	94
Crowshaw	3-9-1	0	120
Receiving			
Fresno State	Rec.	Yds.	TD
Wright 6	55	0	
C.Smith	4	53	0
Armstrong	1	20	0
Mahdi 1	8	0	
Branstetter	1	6	0
Berrian 1	5	0	
Utah	Rec.	Yds.	TD
Russell 5	96	0	
Bendinger	2	70	0
Utu	2	28	0
Anderson	1	15	0
Richardson	1	5	0



FRESNO STATE BOWL GAMES

SILICON VALLEY FOOTBALL CLASSIC 1

AIR FORCE 37

FRESNO STATE 34

Dec. 31, 2000 • San Jose, Calif.



Score by Quarters	1	2	3	4	Score
Air Force	19	15	3	0	37
Fresno State	7	0	13	14	34

Scoring Summary

- AF Adams 37 FG
- AF McKay 29 pass from Thiessen (Adams kick)
- AF Adams 46 FG
- AF McKay 13 pass from Thiessen (run failed)
- FS Gaines 71 pass from Carr (Asparuhov kick)
- AF Thiessen 1 run (Adams kick)
- AF Thiessen 9 run (Jessop pass from Thiessen)
- FS Greco 2 pass from Carr (Asparuhov kick)
- AF Adams 24 FG
- FS Burch 8 pass from Carr (pass failed)
- FS Berrian 47 pass from Carr (Asparuhov kick)
- FS Berrian 51 pass from Carr (Asparuhov kick)

Attendance: 26,524

SAN JOSE, Calif. – After being down 34-7 at halftime many thought the Bulldogs would be in for a rout, but Fresno State responded only to come up 33 yards short with 14 seconds remaining as Air Force defeated Fresno State 37-34 in the inaugural bowl game at Spartan Stadium.

David Carr threw five touchdown passes for the Bulldogs, who nearly pulled a comeback win off. With 14 seconds left, Fresno State brought in Asen Asparuhov for a 33-yard field-goal attempt to tie it. But holder Jason Simpson pulled a fake, aiming for Giachino Chiaromonte in the end zone. The pass fell incomplete.

Trailing 19-0 late in the first quarter, Fresno State finally got on the board with a 71-yard touchdown pass from Carr to Paris Gaines with 23 second left in the opening quarter. It was the longest reception of Gaines' career.

Carr completed 22 of 33 passes for 391 yards.

Thiessen's pass to Chris Jessop gave Air Force a 34-7 lead in the first half.

Fresno State mounted a comeback in the second half. The Bulldogs took a chance on fourth-and-2 in the third quarter and Carr's completion to Alec Greco in the end zone made it 34-14.

After Dave Adams booted his 24-yard field goal for Air Force, Carr threw an 8-yard scoring pass to Donnell Burch to narrow the margin to 37-20.

Adams attempted a 30-yard field goal with 10:47 left in the game, but Fresno State's Terence Brown blocked the kick. That set up a scoring drive that ended with Carr's 47-yard pass to Bernard Berrian.

Berrian caught a 51-yard pass from Carr a little more than three minutes later, and the crowd - mostly Fresno State fans - went wild.

TEAM STATS

	AFA	FS
First Downs	28	18
Rushing Attempts	65	22
Net Yards Rushing	267	59
Net Yards Passing	204	391
Passes Attempted	24	38
Passes Completed	12	22
Had Intercepted	0	1
Total Offensive Plays	89	60
Total Net Yards	471	450
Fumbles-Lost	0-0	2-1
Penalties-Yards	4-41	9-82
Punts-Yards	3-78	5-201
Yards per punt	26.0	40.2
Interceptions-Yards	1-14	0-0
Fumble Returns-Yards	0-0	0-0
Time of Possession	38:17	21:43

INDIVIDUAL STATS

	Rushing Att.	Yds.	
Air Force			
Thiessen	18	99	
Palmer	4	56	
McKay	10	43	
Beard	11	33	
Becker	10	28	
Brown	9	14	
Giovanetti	1	-2	
Fresno State	Att.	Yds.	
Ward	5	27	
Gaines	5	16	
Wright	1	7	
Smith	2	6	
Carr	9	3	
	Passing A-C-I	TD	Yds.
Air Force			
Thiessen	24-12-0	2	204
Fresno State	A-C-I	TD	Yds.
Carr	33-22-1	5	391
Simpson	1-0-0	0	0
	Receiving Rec.	Yds.	TD
Air Force			
McKay	4	56	2
Labasco	3	68	0
Brown	2	46	0
Fleming	1	14	0
Jessop	1	12	0
Amezaga	1	8	0
Fresno State	Rec.	Yds.	TD
Berrian	7	162	2
Wright	5	77	0
Gaines	4	102	1
Smith	3	34	0
Greco	2	8	1
Burch	1	8	1



FRESNO STATE BOWL GAMES

SILICON VALLEY FOOTBALL CLASSIC 2

MICHIGAN STATE 44

No. 20 FRESNO STATE 35

DEC. 31, 2001 • SAN JOSE, CALIF.



Score by Quarters	1	2	3	4	Score
Michigan State	17	20	0	7	44
Fresno State	14	7	7	7	35

SCORING SUMMARY

- FS Stephen Spach 5-yard pass from David Carr (Asen Asparuhov kick)
- MSU Charles Rogers 72-yard from Jeff Smoker (Dave Rayner kick)
- MSU Monquiz Wedlow 0-yard fumble recovery (Dave Rayner kick)
- FS Rodney Wright 36-yard pass from David Carr (Asen Asparuhov kick)
- MSU Dave Rayner 41-yard field goal
- MSU T.J. Duckett 5-yard run (Dave Rayner kick)
- FS Rodney Wright 79-yard pass from David Carr (Asen Asparuhov kick)
- MSU T.J. Duckett 39-yard run (Dave Rayner kick)
- MSU Charles Rogers 69-yard pass from Jeff Smoker (Dave Rayner kick)
- FS Paris Gaines 2-yard run (Asen Asparuhov kick)
- FS Paris Gaines 15-yard pass from David Carr (Asen Asparuhov kick)
- MSU Ivory McCoy 5-yard pass from Jeff Smoker (Dave Rayner kick)

ATTENDANCE: 30,456

SAN JOSE, Calif. – Charles Rogers set a Michigan State record with 270 yards receiving - and he wasn't even the most prolific pass-catcher on the field at the Silicon Valley Football Classic.

It was that kind of a day in San Jose, as Rogers caught two of Jeff Smoker's three touchdown passes during the Spartans' phenomenal first half in a 44-35 victory over Fresno State on Monday.

In a matchup of two potent offenses that combined for 1,146 total yards, Smoker and Rogers outdueled Fresno State's high-profile combo of David Carr and Rodney Wright, who finished with 13 catches for a school-record 299 yards and two TDs.

After an inconsistent season in which they finished eighth in the Big Ten and barely qualified for a bowl, the Spartans (7-5) gained 405 yards and scored 37 points before halftime.

Carr threw for 531 yards to Smoker's 376, but the Spartans' big early lead proved too large to overcome. After Fresno State (11-3) pulled within two points in the final minutes, the Spartans made one last scoring drive to clinch their second bowl victory under coach Bobby Williams.

T.J. Duckett rushed for 184 yards and two scores as Michigan State overwhelmed the Bulldogs, whose high-octane offense was expected to dominate the game. Instead, Fresno State ended its breakout season with its first loss in four games against teams from BCS conferences.

Carr, who won the Johnny Unitas award as the nation's top senior quarterback, ended his prolific career with another amazing game, but he couldn't play defense. Fresno State fell to 0-3 in bowl games during Pat Hill's otherwise successful tenure.

After the teams exchanged handshakes, Michigan State defensive end Nick Myers, the game's defensive MVP, planted the school flag at midfield.

Trailing 37-28 with 6:52 left, Fresno State's Bryce McGill blocked Craig Jarrett's punt and returned it to the Spartans 16. Two plays later, Paris Gaines caught a screen pass and ran through several blocks for a TD.

But Michigan State came alive once again for a 77-yard drive. After a 43-yard reception by Rogers, Smoker hit Ivory McCoy for a 5-yard TD with 1:59 left.

After just two seasons, this unassuming lower-tier bowl game is building a reputation for exciting, bizarre football. Last season, the Bulldogs overcame a 27-point deficit, but lost the inaugural game to Air Force when a superbly executed fake field goal failed in the closing seconds.

Though Spartan Stadium was dominated by thousands of red-clad fans who made the two-hour drive from Fresno, Michigan State had a large rooting section of transplanted Michiganders and thousands of fans who made the trip for the bowl and the Michigan State basketball team's game against Stanford last Saturday.

Fresno State opened the frenzied first half by driving 63 yards in four plays for the first TD just 59 seconds in. Less than eight minutes later, Michigan State replied with a 72-yard TD pass from Smoker to Rogers.

Offensive milestones fell faster than snow in East Lansing on a surprisingly warm, dry day after a week of rain in the San Francisco Bay area.

In the first quarter alone, the Spartans had the longest rush in the school's bowl history, the second-longest pass in their bowl history, their longest field goal of the season and their first defensive touchdown of the year.

With a 69-yard TD pass to Rogers 3:05 before halftime, Michigan State went ahead 37-21. The teams combined for 752 total yards in the first half.

TEAM STATS

	MSU	FS
First Downs	23	25
Rushing	10	3
Passing	13	22
Penalty	0	0
Rushing Attempts	42	22
Yards Gained Rushing	227	71
Yards Lost Rushing	17	42
Net Yards Rushing	210	29
Net Yards Passing	376	531
Passes Att.-Comp.	32-22	58-35
Total Offensive Plays	74	80
Total Net Yards	586	560
Fumbles: Number-Lost	1-0	2-1
Penalties: Number-Yards	8-64	6-30
Number of Punts-Yards	6-232	5-198
Average Per Punt	38.7	39.6
Punt Returns: No.-Yards	2-3	3-27
Kickoff Returns: No.-Yards	5-108	6-115
Interceptions: No.-Yards	2-23	1-0
Possession Time	34:43	25:17
Third-Down Conversions	4/13	7/16
Fourth-Down Conversions	1/2	1/1

INDIVIDUAL STATS

Rushing		Att.	Yds.
Michigan State			
Duckett	27	184	
Smoker	9	17	
Flowers	5	11	
Team	1	(-2)	

Fresno State		Att.	Yds.
Gaines	10	26	
Wright	2	19	
Fontenot	2	17	
Levi 1	6		
Team	1	(-6)	
Berrian	1	(10)	
Carr 5	(-23)		

Passing		A-C-I	TD	Yds.
Michigan State				
Smoker	22-32-1	3	376	

Fresno State		A-C-I	TD	Yds.
Carr 35-56-2	4	531		

Receiving		Att.	Yds.
Michigan State			
Rogers	10	270	
Haygood	5	49	
Baker	4	44	
McCoy	2	10	
Lovett	1	3	

Fresno State		Att.	Yds.
Wright	13	299	
Berrian	9	94	
Smith	5	77	
Gaines	2	18	
Greco	2	15	
Gilbert	1	15	
Shabaglian	1	11	
Spach	1	5	
Davis	1	(-3)	

DEFENSIVE LEADERS

- MICHIGAN STATE: (UA-A-S) Guess 9-3-1, Nelson 5-3-0, Maples 4-4-0.
- FRESNO STATE: (UA-A-S) McGill 4-6-0, Dailey 3-6-0, Williams 4-2-0
- Interceptions-Yards
- MICHIGAN STATE: Maples 1-23, Bryan 1-0.
- FRESNO STATE: Banks 1-0
- Sacks-Yards
- MICHIGAN STATE: Vickerson 1-7, Myers 1-7, Dukes 1-6. FRESNO STATE: Burley 1-7, Johnson 1-6



FRESNO STATE BOWL GAMES

SILICON VALLEY FOOTBALL CLASSIC 3

FRESNO STATE 30

GEORGIA TECH 21

Dec. 31, 2002 • San Jose, Calif.



Score by Quarters	1	2	3	4	Score
Georgia Tech	7	0	14	0	21
Fresno State	3	10	7	10	30

Scoring Summary

FS	Asparuhov 22-yard FG, 11:00
GT	Watkins 35-yard pass from Suggs (Manget kick), 2:51
FS	Asparuhov 42-yard FG, 5:35
FS	Meza 48-yard INT return (Asparuhov kick), 0:14
GT	Bilbo 1-yard run (Manget kick), 8:45
FS	R. Davis 3-yard run (Asparuhov kick), 6:06
GT	Smith 42-yard pass from Bilbo (Manget kick), 0:51
FS	Asparuhov 33-yard FG, 3:43
FS	R. Davis 28-yard run (Asparuhov kick), 2:23

Attendance: 26,524

SAN JOSE, Calif. – Rodney Davis rushed for 153 yards and two touchdowns and Fresno State’s defense forced seven turnovers as the Bulldogs – playing with a depleted roster – defeated Georgia Tech 30-21 at Spartan Stadium.

The Bulldogs (9-5) had not won a postseason game since beating USC in the 1992 Freedom Bowl, a string of four losses in a row.

And they were even more proud they did it with a roster missing some of the team’s best players. Fresno State suited only 45 players and was missing five starters.

“This win was for the guys who couldn’t make it,” Davis said.

A new Western Athletic Conference rule requires athletes to pass at least six credits to play in a bowl game, and seven didn’t meet the requirement. They may have had incompletes or grades that had not yet been finalized, for example.

“For the nation to think we played with ineligible players is a misconception,” coach Pat Hill said. “We were playing with non-certified players. ...I’m so proud of this football team. We had some adversity this week and this season.”

Three seniors stayed home, some because their grades weren’t posted.

“That drives me nuts,” Hill said. “But we persevered.”

Asen Asparuhov kicked a 33-yard field goal with 3:43 left, one of his three in the game, and Davis clinched the victory with a 28-yard TD run just more than a minute later for the Bulldogs.

And the Fresno State defense did an impressive job after halftime of weathering a strong second-half comeback attempt by Georgia Tech freshman backup quarterback Damarius Bilbo.

Bilbo passed for a touchdown and ran for another after replacing the ineffective A.J. Suggs, but Bilbo also threw four interceptions as the Yellow Jackets (7-6) committed seven turnovers.

Georgia Tech was the only team in the ACC to throw more interceptions (14) than touchdowns (13) this season.

The game turned into a muddy mess after hard rain fell Monday night. It took only a few plays for Georgia Tech’s gleaming white uniforms to turn a dull brown, and there were plenty of slips and missed plays.

In a lackluster first half, the teams struggled to take advantage of their scoring opportunities, with Fresno State leading 13-7 at halftime.

Dee Meza’s 48-yard interception return for a touchdown with 14 seconds left in the second quarter highlighted the half.

Fresno State was playing in the Silicon Valley Classic for the third consecutive year, and Bulldogs fans took up the majority of the seats at Spartan Stadium.

TEAM STATS

	GT	FS
First Downs	16	20
Rushing	6	12
Passing	7	6
Penalty	3	2
Rushing Attempts	31	55
Yards Gained Rushing	150	230
Yards Lost Rushing	20	44
Net Yards Rushing	130	186
Net Yards Passing	218	188
Passes Att.-Comp.-Int.	27-9-6	31-16-0
Total Offensive Plays	58	86
Total Net Yards	348	374
Average Gain Per Play	6.0	4.3
Fumbles: No.-Lost	2-1	3-2
Penalties: No.-Yards	5-53	10-94
Number of Punts-Yards	5-193	7-261
Average Per Punt	38.6	37.3
Punt Returns: No.-Yards	4-59	3-7
Kickoff Returns: No.-Yards	3-54	2-72
Interceptions: No.-Yards	0-0	6-53
Fumble Returns: No.-Yards	0-0	0-0
Possession Time	21:54	38:06
Third-Down Conversions	4 of 11	8 of 22
Fourth-Down Conversions	0 of 1	1 of 1
Sacks By: Number-Yards	3-23	2-9

INDIVIDUAL STATS

	Att.	Yds.
Rushing		
Georgia Tech		
Eziemefe	3	38
Smith	7	35
Bilbo	12	30
Sampson	7	17
Suggs	1	12
Team	1	(-2)
Fresno State		
R. Davis	37	153
Pinegar	9	20
Sumlin	6	15
Ray	1	2
Jamison	1	(-2)
Team	1	(-2)

	A-C-I	TD	Yds.
Passing			
Georgia Tech			
Bilbo	7-20-4	1	178
Suggs	2-7-2	1	40
Fresno State			
Pinegar	A-C-I	TD	Yds.
	16-31-0	0	188

	Att.	Yds.
Receiving		
Georgia Tech		
Watkins	5	82
Bridges	3	94
Smith	1	42

	Att.	Yds.
Fresno State		
Jamison	5	50
Gilbert	4	84
Spach	3	22
Reid	2	14
Jennings	1	15
R. Davis	1	3

DEFENSIVE LEADERS

Tackles (UA-A)
 GEORGIA TECH: Fox 6-10, Smith 2-10, Wimbush 5-6, Henderson 4-7, Muyres 4-6, Butler 5-1.
 FRESNO STATE: McGill 4-7, Meza 2-4, Sanders 1-5, Sanders 0-6, Dailey 1-4, Stewart 1-4, Worrell 0-5.
 Interceptions-Yards
 GEORGIA TECH: None
 FRESNO STATE: Meza 2-48, Stewart 1-5, McGill 1-0; Sanders 1(-3), Worrell 1-3.
 Sacks (UA-A)
 GEORGIA TECH: Fox 1-0, Parker 1-0, Henderson 1-0.
 FRESNO STATE: Stewart 1-0, Sanders 2-0.



FRESNO STATE BOWL GAMES

SILICON VALLEY FOOTBALL CLASSIC 4

FRESNO STATE 17

UCLA 9

Dec. 30, 2003 • San Jose, Calif.



Score by Quarters	1	2	3	4	Score
UCLA	0	7	2	0	9
Fresno State	14	3	0	0	17

Scoring Summary

- FS Sumlin, Bryson 1 yd run (Visintainer, B kick)
- FS Sumlin, Bryson 44 yd pass from Pinegar, Paul (Visintainer, B kick)
- FS Visintainer, B 36 yd field goal
- UCLA Bragg, Craig 27 yd pass from Olson, Drew (Medlock, Justin kick)
- UCLA TEAM safety

Attendance: 30,456

SAN JOSE, Calif. – Pat Hill used to watch Rodney Davis grind out yards in the snow and mud in high school - so Fresno State's coach knew the star senior would be well suited for the conditions Tuesday night.

Davis rushed for 77 yards to win his second straight Silicon Valley Classic offensive MVP award in Fresno State's 17-9 victory over UCLA on a messy field at Spartan Stadium. Nearly one year ago, Davis rushed for 153 yards and two TDs -- the last being the game-clincher -- in Fresno State's victory over Georgia Tech.

"I just had to fight through it and stick with it," Davis said. "I've played on fields like this for a long time. The mud is no problem." It sure seemed to be bad for the Bruins.

Though even a dry field might have caused them problems the way their offense has been performing.

UCLA (6-7) lost its last five games to turn what once was a promising season into a disappointment under first-year coach Karl Dorrell. The inefficient offense was again the culprit, going 2-for-14 on third-down conversions.

Bryson Sumlin made his first career touchdown catch and also ran for a score for Fresno State (9-5), which made its school-record fifth straight bowl appearance and fourth in a row in this game. Sumlin, a sophomore backup who began his Fresno State career as a cornerback, capitalized on two big chances to score and helped the Bulldogs beat the Bruins for the first time in six meetings. And once again, the Bulldogs seized the opportunity to spoil things for a bigger, more prominent program in a game dominated by defense.

Paul Pinegar passed for 133 yards, but Fresno State didn't exactly need a prolific offense to beat the inept Bruins, who managed just 164 total yards - 97 in one series shortly before halftime.

Manuel Sanchez intercepted Bruins quarterback Drew Olson with 2:42 left and several Bulldogs celebrated their win by sliding face-first through the mud.

"Our defense just played awesome the whole game," Hill said.

Fresno State seemed to be in control until a drive midway through the third quarter in which a series of mistakes left the Bulldogs facing fourth-and-37. Asi Faoa blocked the ensuing punt in the end zone for a UCLA safety.

Later in the quarter, Pinegar fumbled when he attempted to throw and left Fresno State stranded at its own 1. But the Bruins bailed out the Bulldogs by roughing punter Mike Lingua, and UCLA never mounted another significant drive.

The Bruins swore they were happy with their less than glamorous bowl destination, but they sure didn't play that way. UCLA seemed disinterested and disorganized, struggling to stop Fresno State's offense and failing to move the ball through the air or on the ground while falling behind 17-0 early in the second quarter.

After Fresno State stopped UCLA on fourth-and-1 late in the first quarter, Pinegar completed a 44-yard TD pass to Sumlin, who also had a 1-yard scoring run earlier in the period.

When Fresno State downed a punt inside the 3 shortly before halftime, the Bruins briefly woke up. UCLA went 97 yards in just seven plays, with Craig Bragg making a spectacular 27-yard diving catch in the corner of the end zone 20 seconds before halftime for the Bruins' first score.


Fresno State lost the first two Silicon Valley Classics, including a thrilling last-second defeat on a failed fake field goal in the inaugural game. The Bulldogs beat Georgia Tech in the game last season, overcoming several injuries for the school's first bowl victory since 1992.

TEAM STATS

	UCLA	FS
First Downs	11	20
Rushing	4	11
Passing	4	7
Penalty	3	2
Rushing Attempts	25	49
Yards Gained Rushing	91	188
Yards Lost Rushing	23	32
Net Yards Rushing	68	156
Net Yards Passing	96	133
Passes Att.-Comp.-Int.	31-11-1	26-12-1
Total Offensive Plays	56	75
Total Net Yards	164	289
Average Gain Per Play	2.9	3.9
Fumbles: No.-Lost	2-0	2-0
Penalties: No.-Yards	5-55	8-71
Number of Punts-Yards	9-399	7-230
Average Per Punt	44.3	32.9
Punt Returns: No.-Yards	2-12	4-31
Kickoff Returns: No.-Yards	4-75	1-12
Interceptions: No.-Yards	1-0	1-15
Fumble Returns: No.-Yards	0-0	0-0
Possession Time	24:02	35:58
Third-Down Conversions	2-14	5-15
Fourth-Down Conversions	0-1	0-0
Sacks By: No.-Yards	1-7	2-13

INDIVIDUAL STATS

Rushing		Att.	Yds.
UCLA			
Drew		17	65
Harris		3	12
Olson		5	(-9)
Fresno State	Att.	Yds.	
R. Davis		13	77
Wright		13	58
Sumlin		13	28
Pinegar		7	(-2)
Team		3	(-5)
Passing			
UCLA	A-C-1	TD	Yds.
Olson	31-11-1	1	96
Fresno State	A-C-1	TD	Yds.
Pinegar	26-12-1	1	133
Receiving		Att.	Yds.
UCLA			
Bragg		5	71
Cowan		3	16
Lewis		2	13
Drew		1	(-4)
Fresno State	Att.	Yds.	
Wood		3	33
Berrian		2	1
Sumlin		1	44
Jennings		1	24
R. Davis		1	10
Spach		1	10
Jamison		1	7
Gilbert		1	4
Williams		1	0
DEFENSIVE LEADERS			
Tackles (UA-A)			
UCLA: Leisle 0-10, Ohaeri 3-6, McNeal 2-5, Lorier 1-6, Niusulu 0-7, Havner 0-7, Chillar 2-4.			
FRESNO STATE: J. Sanders 6-3, Meza 6-3, Marshall 2-2, McGill 2-2, McIntyre 2-2, Dailey 1-3, Morris 1-2, Leonard 0-2			
Interceptions-Yards			
UCLA: Leisle 1-0			
FRESNO STATE: Sanchez 1-15			
Sacks-Yards			
UCLA: Boschetti 1-7			
FRESNO STATE: McIntyre 1-8, Morris 1-5			



FRESNO STATE BOWL GAMES

MPC COMPUTERS BOWL

FRESNO STATE 37

VIRGINIA 34

Dec. 27, 2004 • Boise, Idaho



Score by Quarters	1	2	3	4	OT	Score
Virginia	14	7	3	7	3	34
Fresno State	7	3	7	14	6	37

Scoring Summary

UVA	Pearman, A 13 yd run (Hughes, C kick)
FS	Jennings 13 yd pass from Pinegar (Visintainer kick)
UVA	McGrew 7 yd pass from Hagans (Hughes, C kick)
UVA	Hagans 8 yd run (Hughes kick)
FS	Visintainer 49 yd field goal
FS	Jamison 22 yd pass from Pinegar (Visintainer kick)
UVA	Hughes 33 yd field goal
FS	Wood 22 yd pass from Pinegar (Visintainer kick)
UVA	Lundy 20 yd run (Hughes kick)
FS	Fairman 3 yd pass from Pinegar (Visintainer kick)
UVA	Hughes 26 yd field goal
FS	Spach 25 yd pass from Pinegar

Attendance: 28,156

BOISE, Idaho – Paul Pinegar shrugged off midseason criticism and kept throwing for touchdowns.

Pinegar had five TD passes, including the game-winning 25-yarder to Stephen Spach in overtime, as Fresno State beat No. 18 Virginia 37-34 in the MPC Computers Bowl on Monday.

"Winning feels great, especially against a Virginia team that has a great defense," Pinegar said.

He was fabulous, completing 23 of 36 passes for 235 yards without an interception, helping the Bulldogs (9-3) erase a 21-7 second-quarter deficit and notch another win against a big-name team.

"We've got a lot of great teams in the WAC: Boise State, Hawaii, UTEP," Pinegar said. "We've showed that we definitely can compete with some of the best teams in the nation."

His five touchdown passes were a record for the game, formerly known as the Humanitarian Bowl.

Virginia got the first possession of overtime, taking a 34-31 lead on a 26-yard field goal by Connor Hughes.

It didn't take Pinegar long to end it, though. He froze the defense with a play-action call and zipped a pass inside the 5 to Spach, who fought off a pair of would-be tacklers and dropped into the end zone.

The Bulldogs stormed off the sideline in celebration while the Cavaliers were left dazed.

"When you catch the ball in that situation, you're just looking for the end zone," Spach said. "You just keep on running. I knew I was really close."

Virginia had things in hand after Wali Lundy followed his big blockers and rumbled across the blue turf at Boise State's home field on a 20-yard TD run that put the Cavaliers up 31-24 with 6:20 remaining.

But Pinegar wasn't finished. He started on the 17, turning to the ground game and working the clock to give Fresno State a chance to tie.

Wendell Mathis ran 22 yards to Virginia's 25 and Bryson Sumlin reached the 15 on a 6-yard burst. On third-and-6 at the 10, Pinegar threaded a 7-yard pass into double coverage to tight end Duncan Reid, then spiked the ball to stop the clock at 28 seconds.

That put the ball at the 3, but soon the Bulldogs faced fourth-and-goal. Pinegar rolled right and connected with Jaron Fairman for a TD with 11 seconds to go.

"My last option was to tuck it and run, but that would have been tough sledding to get in," Pinegar said. "Jaron made a great catch. After he caught it, they swiped at his arm but he did a great job to hold on."

Brent Vinsintainer added the point after, and it was tied at 31.

"We never panicked when we were down 14 points," said Pinegar, who was harshly criticized when Fresno State lost three straight games after a 3-0 start.

"We knew we just needed to stop making mistakes."

Pinegar is now 3-0 in bowl games as Fresno State's quarterback.

Mathis ran for 126 yards on 15 carries, and Sumlin added 94 yards on 21 attempts. The Bulldogs established a second-half ground game after being outplayed by the bigger Cavaliers in the first half.

"In the first half, we were just a little bit out of sync," Hill said. "It was a feeling-out process. I felt we were capable of moving the ball. At halftime, we talked about playing a physical game."

Virginia quarterback Marques Hagans also had a great game, throwing for 162 yards on 18-of-30 passing with one TD. He ran for 85 yards and a TD, and his team's best play was often a drop-back pass that morphed into a long scramble.

TEAM STATS

	UVA	FS
FIRST DOWNS	21	25
Rushing	12	9
Passing	7	14
Penalty	2	2
NET YARDS RUSHING	260	222
Rushing Attempts	36	38
Average Per Rush	7.2	5.8
Yards Gained Rushing	269	223
Yards Lost Rushing	9	1
NET YARDS PASSING	162	235
Comp.-Att-Int	18-31-0	23-38-0
TOTAL OFFENSE YARDS	422	457
Total offense plays	67	76
Fumbles: No.-Lost	0-0	0-0
Penalties: No.-Yards	10-82	7-64
PUNTS-YARDS	4-128	5-178
Average Yds. Per Punt	32.0	35.6
Punt returns: No.-Yards	0-0	0-0
KICKOFFS-YARDS	6-393	5-287
Touchbacks	3	1
Kickoff returns: No.-Yds-TD	3-97-0	3-67-0
Average Per Return	32.3	22.3
Interceptions: No.-Yds	0-0	0-0
Possession Time	27:12	32:48
Third-Down Conversions	8-15	8-16
Fourth-Down Conversions	1-1	2-2
Red-Zone Scores-Chances	5-5	3-4
Sacks By: No.-Yards	1-0	1-2
Field Goals	2-2	1-1

Individual Stats

	Att.	Net Yds.	TD
Rushing			
Virginia	7	85	1
Hagans, M	14	63	1
Lundy, W	9	52	1
Pearman, A	5	46	0
Snelling, J	5	14	0
Davis, B	1	14	0
Fresno State	15	126	0
Wendell Mathis	21	94	0
Bryson Sumlin	2	2	0
Paul Pinegar	2	2	0
Passing			
Virginia	A-C-1	TD	Yds.
Hagans, M	30-18-0	1	162
Lundy, W	1-0-0	0	0
Fresno State	A-C-1	Att.	Yds.
Paul Pinegar	36-23-0	5	235
Receiving			
Virginia	Att.	Yds.	TD
Miller, H	5	66	0
McGrew, M	4	30	1
Pearman, A	3	21	0
Mines, F	2	16	0
Snelling, J	2	10	0
Davis, B	1	15	0
Lundy, W	1	4	0
Fresno State	Att.	Yds.	TD
Joe Fernandez	5	12	0
Jermaine Jamison	4	46	1
Adam Jennings	4	43	1
Stephen Spach	2	29	1
Wendell Mathis	2	18	0
Matt Rivera	2	5	0
Mark Wood	1	22	1
Duncan Reid	1	7	0
Jaron Fairman	1	3	1
Paul Pinegar	1	(-10)	0
Defensive Leaders			
Tackles (UA-A)			
Virginia: Hardy, J 7-6; Parham K. 2-9; Hamilton, M. 7-3.			
Fresno State: Dwayne Andrews 2-7; James Sanders 4-3; Todd Garcia 3-4.			
Sacks (No.-Yds.)			
Virginia: Schmidt 1-0.			
Fresno State: Todd Garcia 1-2.			



FRESNO STATE BOWL GAMES

AUTOZONE LIBERTY BOWL

TULSA 31

FRESNO STATE 24

Dec. 31, 2005 • Memphis, Tenn.

Score by Quarters	1	2	3	4	Score
Fresno State	7	7	3	7	24
Tulsa	0	17	0	14	31



Scoring Summary

- FS Mathis 6 yd run (Zimmerman kick)
- TLS Parrish 22 yd run (DeVault kick)
- TLS Adams 63 yd run (DeVault kick)
- FS Sumlin 25 yd run (Zimmerman kick)
- TLS DeVault 41 yd field goal
- FS Zimmerman 27 yd field goal
- FS Fernandez 21 yd pass from Pinegar (Zimmerman kick)
- TLS Davis 54 yd pass from Smith (DeVault kick)
- TLS Smith 4 yd run (DeVault kick)

Attendance: 54,894

MEMPHIS, Tenn. – Paul Smith ran four yards for the winning touchdown with 2:55 remaining and Tulsa's defense had two key fourth-quarter interceptions in a 31-24 victory over Fresno State in the Liberty Bowl on Saturday.

Smith, the game's MVP, finished 18-of-27 passing for 234 yards with a 54-yard touchdown pass to Ashlan Davis, but made his biggest play on the ground when he scrambled around three Fresno State defenders and into the end zone to secure Tulsa's first bowl victory since 1991.

Defensive back Anthony Germany set up that play by picking off Paul Pinegar's pass with just under 7 minutes remaining. Smith then led Tulsa on the decisive eight-play, 52-yard drive.

Fresno State (8-5) had one final chance to force overtime and Pinegar drove the Bulldogs to the Tulsa 42 before his pass toward the sideline was picked off by linebacker Nelson Coleman.

The Golden Hurricane (9-4) then ran out the clock and celebrated their first bowl victory since they beat San Diego State in the Freedom Bowl in 1991.

Tulsa had to come from behind to beat its former WAC rival in Fresno State, which was ranked as high as No. 16 in the nation back in November. Fresno State took a 24-17 lead on Pinegar's 21-yard touchdown pass to Joe Fernandez on the second play of the quarter.

The Golden Hurricane tied it at 24-24 two possessions later when Smith found Davis streaking behind the secondary for a 54-yard TD pass.

Tarrison Adams led Tulsa with 102 yards rushing, but most of that came on a 63-yard touchdown burst in the second quarter. That scoring run gave Tulsa its first lead at 14-7 and came about 4 minutes after teammate Uiril Parrish tied it by running 22 yards for the Golden Hurricane's first touchdown.

Pinegar finished 19-of-30 passing for 213 yards with one touchdown and two interceptions, while Wendell Mathis had 117 yards rushing and his WAC-best 15th rushing touchdown of the season for Fresno State.

Pinegar also was denied in his attempt to become the first quarterback to go 4-0 as a starter in bowl games.

The former WAC rivals traded field goals in the second and third quarters, with Brad DeVault kicking a 41-yarder on the final play of the first half to give Tulsa a 17-14 halftime lead. Fresno State tied it at 17 on Kyle Zimmerman's 27-yard field goal early in the third.

Fresno State backup Bryson Sumlin had a 25-yard TD run late in the first half.

The game was sponsored by AutoZone.

Team Stats

	FS	TLS
FIRST DOWNS	22	20
Rushing	11	9
Passing	11	10
Penalty	0	1
NET YARDS RUSHING	208	196
Rushing Attempts	47	28
Average Per Rush	4.4	7.0
Yards Gained Rushing	225	209
Yards Lost Rushing	17	13
NET YARDS PASSING	213	234
Comp.-Att.-Int	19-30-2	18-27-0
TOTAL OFFENSE YARDS	421	430
Total offense plays	77	55
Fumbles: No.-Lost	1-0	1-1
Penalties: No.-Yards	5-35	2-10
PUNTS-YARDS	3-103	4-161
Average Yds Per Punt	34.3	40.2
Punt returns: No.-Yds	2-6	0-0
KICKOFFS-YARDS	5-278	5-277
Touchbacks	1	1
Kickoff returns: No.-Yds	3-79-0	3-49-0
Average Per Return	26.3	16.3
Interceptions: No.-Yds	0-0-0	2-1-0
Possession Time	38:20	21:40
Third-Down Conversions	11-18	4-9
Fourth-Down Conversions	1-2	0-1
Red-Zone Scores-Chances	2-4	1-1
Sacks By: Number-Yards	0-0	0-0
Field Goals	1-2	1-1

Individual Stats

	Att.	Net Yds.	TD
Fresno State			
Wendell Mathis	31	117	1
Bryson Sumlin	11	57	1
Paul Pinegar	3	27	0
Matt Rivera	2	7	0

	Att.	Net Yds.	TD
Tulsa			
Adams, Tarrison	11	102	1
Parrish, Uiril	9	51	1
Smith, Paul	7	45	1

	A-C-1	Att.	Yds.
Fresno State			
Paul Pinegar	30-19-2	1	213

	A-C-1	Att.	Yds.
Tulsa			
Smith, Paul	27-18-0	1	234

	Att.	Yds.	TD
Fresno State			
Jaron Fairman	6	73	0
Paul Williams	3	47	0
Joe Fernandez	2	25	1
Adam Jennings	2	20	0
Bear Pascoe	2	10	0
Matt Rivera	1	19	0
Wendell Mathis	1	13	0
Jesus Tapia	1	6	0
J. Jamison	1	0	0

	Att.	Yds.	TD
Tulsa			
Davis, Ashlan	8	128	1
Mills, Garrett	4	52	0
Parrish, Uiril	3	19	0
Adams, Tarrison	2	29	0
Keopple, Landon	1	6	0

Defensive Leaders

Tackles (UA-A)
 Fresno State: Emanuel Sanchez 5-7; Dwayne Andrews 5-5; Rich Marshall 6-1; Alan Goodwin 2-4.
 Tulsa: Nelson Coleman 5-9; Nick Graham 8-4; C. Chamberlain 7-4; Nick Bunting 4-4.
 Sacks (No.-Yds.)
 Fresno State: None.
 Tulsa: None.



FRESNO STATE BOWL GAMES

ROADY'S HUMANITARIAN BOWL

FRESNO STATE 40

GEORGIA TECH 28

Dec. 31, 2007 • Boise, Idaho



Score by Quarters	1	2	3	4	Score
Fresno State	3	17	14	6	40
Georgia Tech	7	0	14	7	28

Scoring Summary

GT	DThomas 35 yd pass from T. Bennett (T. Bell kick)
FS	Stitser, Clint 21 yd field goal
FS	Moore, Marlon 6 yd run (Stitser, Clint kick)
FS	Lubinsky, Drew 3 yd pass from Brandstater, T. (Stitser, Clint kick)
FS	Stitser, Clint 39 yd field goal
FS	Smith, Clifton 43 yd run (Stitser, Clint kick)
GT	J. Dwyer 36 yd run (T. Bell kick)
FS	Brandstater, T 24 yd run (Stitser, Clint kick)
GT	J. Dwyer 2 yd run (T. Bell kick)
GT	D.J. Donley 20 yd pass from C. Booker (T. Bell kick)
FS	Smith, Clifton 32 yd run (Brandstater, T pass failed)

Attendance: 27,062

BOISE, Idaho – Fresno State capped a terrific season by adding Georgia Tech - again - to their list of conquests from BCS conferences.

Clifton Smith rushed for 152 yards and two touchdowns, Tom Brandstater threw for a score and ran for another and the Bulldogs beat Georgia Tech 40-28 in the Humanitarian Bowl.

It's Fresno State's second bowl win over Georgia Tech, after beating the Yellow Jackets 30-21 in the 2002 Silicon Valley Football Classic, and it made the Bulldogs 3-0 against the ACC in bowls. Fresno State has won four of its last five bowl games, all four wins coming against teams from the six conferences with automatic bids to the Bowl Championship Series.

Fresno State scored 27 consecutive points after Tech jumped ahead 7-0, and rolled up 571 yards of total offense, the most allowed by the Yellow Jackets this season. Georgia Tech, which led the country in sacks with 47, never got to Brandstater.

Brandstater was Tech's biggest problem early on, before Smith took over with 135 yards rushing in the second half and both of his TDs. Brandstater even added a 24-yard TD run in the third quarter, behind an escort from tight end Bear Pascoe.

But it was his first half that was most impressive, when Brandstater directed scoring drives of 82, 90 and 91 yards, and the Bulldogs scored 17 points in the second quarter, including 10 in the final 2 minutes.

Brandstater, who finished 23 of 30 passing, threw a 3-yard TD pass to Drew Lubinsky with 1:54 left in the half, the first catch of the junior's college career.

Georgia Tech drove to the Fresno State 47, but on fourth down with 23 seconds left, quarterback Taylor Bennett was sacked. Brandstater then completed three straight passes and Clint Stitser kicked a 39-yard field goal, his second of the half, to give the Bulldogs a 20-7 lead. Smith then started the second half with a 43-yard TD run to give Fresno State a 27-7 lead.

Backup quarterback Calvin Booker, in for injured starter Taylor Bennett, threw a towering jump ball that D.J. Donley wrestled from Fresno State defensive backs Moses Harris and Damion Owens, pulling the Yellow Jackets within six with 13:06 left.

Brandstater tried to answer, leading the Bulldogs inside the Tech 10. But wide receiver Marlon Moore, who scored on a 6-yard run in the first half, fumbled on a hit by safety Joe Gaston. After Darryl Richard recovered, the Bulldogs' defense held and Smith capped his career-best day with a 32-yard sprint with 1:50 remaining.

TEAM STATS

FIRST DOWNS	GT	FS
Rushing	23	29
Passing	10	16
Penalty	11	11
NET YARDS RUSHING	2	2
Rushing Attempts	161	286
Average Per Rush	40	42
NET YARDS PASSING	4.0	6.8
Completions-Attempts-Int	218	285
TOTAL OFFENSE YARDS	17-32-1	23-31-0
Total offense plays	379	571
Average Gain Per Play	72	73
Fumbles: Number-Lost	5.3	7.8
Penalties: Number-Yards	1-0	2-1
PUNTS-YARDS	8-62	10-80
Average Yards Per Punt	4-151	2-24
Net Yards Per Punt	37.8	12.0
KICKOFFS-YARDS	37.8	7.0
Punt returns: Number-Yards-TD	5-310	7-413
Average Per Return	1-10-0	0-0-0
Kickoff returns: Number-Yds-TD	10.0	0.0
Average Per Return	7-60-0	5-125-0
Interceptions: Number-Yds-TD	8.6	25.0
Possession Time	0-0-0	1-0-0
Third-Down Conversions	26:31	33:29
Fourth-Down Conversions	10 of 16	8 of 11
Red-Zone Scores-Chances	1 of 2	0 of 0
Sacks By: Number-Yards	2-2	3-4
	0-0	3-23

INDIVIDUAL STATS

Rushing			
Georgia Tech	Att.	Net Yds.	TD
Choice, T.	12	69	0
Dwyer, J.	12	62	2
Nesbitt, J.	6	37	0

Fresno State	Att.	Net Yds.	TD
Smith, Clifton	18	152	2
Harding, Anthony	11	46	0
Brandstater, Tom	3	40	1
Miller, Lonyae	7	38	0
Moore, Marlon	2	11	1

Passing			
Georgia Tech	A-C-I	TD	Yds.
Bennett, T.	9-15-0	1	91
Booker, C.	7-15-1	1	116

Fresno State	A-C-I	TD	Yds.
Brandstater, Tom	23-30-0	1	285

Receiving			
Georgia Tech	Att.	Yds.	TD
Thomas, D.	4	69	1
Johnson, J.	4	61	0
Smith, G.	3	45	0
Donley, D.J.	3	33	1
Fresno State	Att.	Yds.	TD
Moore, Marlon	7	80	0
Pascoe, Bear	6	72	0
Smith, Clifton	4	57	0
Ajirotutu, Seyi	2	39	0
Crawley, Jason	1	15	0
Tapia, Jesus	1	10	0
Hamlar, Jamel	1	9	0
Lubinsky, Drew	1	3	1

DEFENSIVE LEADERS

Tackles (UA-A)
 GEORGIA TECH: Wheeler, P. 6-5; Guyton, G. 5-5; Lewis, J. 5-3; Jones, D. 5-2.
 FRESNO STATE: Riley, Marcus 5-4; Jacobs, Ben 2-7; Haynes, Marvin 3-5; Clutts, Tyler 6-1.
 Sacks (No.-Yds.)
 GEORGIA TECH: None.
 FRESNO STATE: Clutts, Tyler 2-13; Monga, Jon 1-10.



FRESNO STATE BOWL GAMES

NEW MEXICO BOWL 1

COLORADO STATE 40

FRESNO STATE 35

Dec. 20, 2008 • Albuquerque, N.M.



Score by Quarters	1	2	3	4	Score
Colorado State	10	10	0	20	40
Fresno State	14	7	7	7	35

Scoring Summary

FS	Miller, Lonyae 1 yd run (Goessling, K. kick)
CSU	Stucker, Grant 18 yd run (Smith, Jason kick)
FS	Harding, A. 2 yd run (Goessling, K. kick)
CSU	Smith, Jason 29 yd field goal
CSU	Smith, Jason 22 yd field goal
FS	Miller, Lonyae 69 yd run (Goessling, K. kick)
CSU	Sperry, Kory 22 yd pass from Farris, Billy (Smith, Jason kick)
FS	Harding, A. 2 yd run (Goessling, K. kick)
CSU	Johnson, Gartre 1 yd run (Johnson, Gartre rush failed)
CSU	Greer, Rashaun 69 yd pass from Farris, Billy (Smith, Jason kick)
CSU	Johnson, Gartre 77 yd run (Smith, Jason kick)
FS	Skidmore, Ryan 7 yd pass from Brandstater, T. (Goessling, K. kick)

ALBUQUERQUE, N.M. -- Fresno State had two backs each rush for 100 yards and two touchdowns, but Bulldog miscues in the final quarter saw Colorado State outscore the Bulldogs 20-7 and win 40-35.

The Dogs couldn't find an answer for Ram back Gartrell Johnson, who rushed for a career-high 285 yards and scored two touchdowns.

The Rams (7-6) took their first lead at 33-28 when Billy Farris threw a 69-yard TD to Rashaun Greer with seven minutes left. Fresno State cornerback Sharrod Davis took a big chance but whiffed on his attempt to bat the ball. Greer made the catch at the 30 and went untouched into the end zone.

The loss also spoiled big rushing efforts by Anthony Harding and Lonyae Miller, who each scored twice. Harding finished with 120 yards rushing, and Miller added 113. Fresno State got within 40-35 with 55 seconds to go when Tom Brandstater threw a 7-yard pass to Ryan Skidmore. But Colorado State's Kyle Bell had no trouble fielding the ensuing outside kick.

The loss capped a rough season for the injury-depleted Bulldogs (7-6), who talked in fall workouts about a possible Bowl Championship Series run. They led 28-20 early in the fourth quarter.

Johnson was named most valuable offensive player in front of 24,735 fans.

This was the second bowl game of the bowl season.

He broke a 57-yard run in the first quarter and went another 57 yards on a shovel pass from Farris in the second, leaving defenders reaching for the dreadlocks tumbling out of his helmet.

Johnson, who averaged 99 yards rushing this season, had 97 by the end of the first quarter. He went wild against a young Fresno State defense that had allowed 197 yards rushing per game.

The Rams trailed 21-20 after 6-foot-6 Kory Sperry caught a perfectly placed ball from Farris and beat two defenders in the corner of the end zone with two seconds remaining in the first half.

The Bulldogs played without six starters--four on defense--who were lost for the season. But they were in control most of the way. Miller scored Fresno State's first TD on a 1-yard plunge. Then he bounced outside for a 69-yard TD run to put the Bulldogs up 21-13 late in the second quarter.

The Bulldogs were playing in their ninth bowl game in the last 10 years. Only 16 other schools playing in bowl games this season have been as successful.

TEAM STATS

	FS	CSU
FIRST DOWNS	22	20
Rushing	12	12
Passing	9	7
Penalty	1	1
NET YARDS RUSHING	362	248
Rushing Attempts	39	39
Average Per Rush	9.3	6.4
Rushing Touchdowns	3	4
NET YARDS PASSING	257	186
Completions-Attempts-Int	17-30-1	13-23-1
Average Per Attempt	8.6	8.1
Average Per Completion	15.1	14.3
Passing Touchdowns	2	1
TOTAL OFFENSE YARDS	619	434
Total offense plays	69	62
Average Gain Per Play	9.0	7.0
Fumbles: Number-Lost	3-0	0-0
Penalties: Number-Yards	6-60	3-25
PUNTS-YARDS	2-84	5-217
KICKOFFS-YARDS	8-534	5-320
Kickoff returns: Number-Yds-TD	5-87-0	4-96-0
Average Per Return	17.4	24.0
Interceptions: Number-Yds-TD	1-15-0	1-26-0
Possession Time	31:49	28:11
Third-Down Conversions	8 of 14	5 of 11
Fourth-Down Conversions	0 of 1	0 of 0
Red-Zone Scores-Chances	4-4	4-4
Sacks By: Number-Yards	0-0	1-4

INDIVIDUAL STATS

	Att.	Net Yds.	TD
Rushing			
Colorado State			
Johnson, G.	27	285	2
Morton, D.	3	41	0
Stucker, G.	2	6	0
Mosure, J.	2	17	0
Bell, K.	2	6	0
Farris, B.	3	-1	0
Fresno State			
Harding, Anthony	18	120	2
Miller, Lonyae	13	113	2
Mathews, Ryan	4	13	0
Wylie, Devon	1	6	0
Brandstater, Tom	2	4	0
West, Chastin	1	-8	0

	A-C-1	TD	Yds.
Passing			
Colorado State			
Farris, B.	29-17-1	2	257
Borcky, T.J.	1-0-0	0	0
Fresno State			
Brandstater, Tom	23-13-1	1	186


	Att.	Yds.	TD
Receiving			
Colorado State			
Johnson, G.	5	90	0
Pauga, Z	4	36	0
Morton, D.	3	29	0
Greer, R.	1	69	1
Sperry, K.	1	22	1
Fresno State			
Ajirotutu, Seyi	3	81	0
Pascoe, Bear	3	39	0
Moore, Marlon	3	25	0
Evans, Rashad	1	28	0
Harding, Anthony	1	8	0
Skidmore, Ryan	1	7	1

DEFENSIVE LEADERS

Tackles (UA-A)
 COLORADO STATE: Brewer, R. 6-4; Galusha, J. 7-2; Pagnotta, M. 6-3; Sisson, M. 3-3; Oppenheer, N. 3-3; Horinek, J. 2-2; Clark, J. 1-3; Owens, B. 2-0.
 FRESNO STATE: Carter, C. 2-7; Plummer, S. 4-4; Bell, L. 3-5; Jacobs, B. 3-4; Herron, N. 1-6; Dunn, D. 2-4; Harris, M. 2-3; Ike, I. 2-2; Davis, S. 1-3; Jorde, J. 3-0.

Sacks (No.-Yds.)

COLORADO STATE: None
 FRESNO STATE: Ike, I. 1.0-4



FRESNO STATE BOWL GAMES

NEW MEXICO BOWL 2

WYOMING 35

FRESNO STATE 28

Dec. 19, 2009 • Albuquerque, N.M.

Score by Quarters	1	2	3	4	2OT	Score
Wyoming	7	7	3	11	7	35
Fresno State	0	14	7	7	0	28



Scoring Summary

- WY ALEXANDER, A. 68 yd run (WATTS, Ian kick)
- FS Mathews, Ryan 4 yd run (Goessling, K. kick)
- WY BOLLING, Greg 21 yd pass from CARTA-SAMUELS,A (WATTS, Ian Kick)
- FS Hamler, Jamel 10 yd pass from Colburn, Ryan (Goessling, K. kick)
- FS Hamler, Jamel 43 yd pass from West, Chastin (Goessling, K. kick)
- WY WATTS, Ian 40 yd field goal
- FS Mathews, Ryan 5 yd run (Goessling, K. kick)
- WY LEONARD, David 11 yd pass from CARTA-SAMUELS,A (BOLLING, Greg pass from CARTA-SAMUELS,A)
- WY WATTS, Ian 37 yd field goal
- WY LEONARD, David 13 yd pass from CARTA-SAMUELS,A (WATTS, Ian kick)

ALBUQUERQUE, N.M. – Freshman Austyn Carta-Samuels threw three touchdown passes, the last a 13-yarder to David Leonard in the second overtime Saturday, and Wyoming beat Fresno State 35-28 in the New Mexico Bowl.

The first of 34 bowls was a high-scoring matchup that was decided by defense.

Wyoming (7-6) stopped the nation's leading rusher, Fresno State's Ryan Mathews, on three rushing attempts from the 1 in the first overtime. The Bulldogs (8-5) tried a quarterback sneak on fourth down and came up short.

The Cowboys scored on the first possession in double overtime, then held Fresno State on downs.

The Bulldogs were playing in their 10th bowl game in the last 11 seasons and for the second straight year played in the New Mexico Bowl.

Game Notes:

- Fresno State made its 10th bowl appearance in the last 11 seasons.
- Ryan Mathews scored his 37th and 38th career rushing touchdowns in the game, tying a New Mexico Bowl record for most rushing TDs in game. His first tied the game at 7-7 with a 4-yard run. That followed a big fourth down conversion in which Mathews reeled off a 29-yard run to put the ball at the 4 yard line. His touchdown extended his career school record.
- Mathews posted his 11th 100-yard rushing game of the season, most by a back in school history and tying the WAC record set in 2000 by LaDainian Tomlinson of TCU.
- On the day, Mathews had 144 yards on 31 carries. He finishes his third season at Fresno State second for career rushing with 3,280 yards on 530 carries with 38 TDs to average 6.2 yards per carry. Mathews ran for 1,808 yards in 2009, surpassing Rodney Davis's record of 1,586 by 222 yards.
- In the WAC record book, Mathews finishes fourth in single season rushing yards, 16th all-time in career rushing yards and 12th in rushing touchdowns.
- Jamel Hamler's two-touchdown game gives him four in the last four games. Two of those touchdowns were acrobatic, as he scored with 2 seconds remaining against Illinois as he stretched the ball across the goal line and then a leaping catch against Wyoming and landing with his feet in bounds. Replays on both plays proved touchdowns were the correct calls on the field. He added his second TD of the game on a reverse pass from fellow receiver Chastin West.
- Hamler's two touchdowns tied a New Mexico Bowl record for most in a game, held by five other players in including teammates Lonyae Miller (2008), Anthony Harding (2008) and Ryan Mathews (2009).
- Ben Jacob's blocked kick at the end of the half of a 50-yard field goal attempt by the Cowboys was the fifth of his career. It was Fresno State's fifth of the season, 84th of the Pat Hill era and the 49th since 2002, most in the nation. It was the second on New Mexico Bowl history.
- Chastin West completed his first pass attempt of his career, a 43-yard pass to Jamel Hamler on Fresno State's first drive of the third quarter to give the Dogs their first lead of the game, 21-14.
- Junior Chris Lewis got his first career interception and had a 27-yard interception return, breaking a New Mexico Bowl game record for most return yards on an interception. His interception was tipped by Cornell Banks and he returned to the Wyoming 6 yard line. Mathews scored two plays later to give the Dogs a 28-17 lead.
- Senior Wilson Ramos made his first quarterback sack of the season, UW dropping quarterback Austyn Carta-Samuels in the third quarter.
- The game was the first overtime game in New Mexico Bowl history and Fresno State's second double-overtime game in the 2009 season.

TEAM STATS	FS	WY
FIRST DOWNS	19	26
Rushing	10	14
Passing	8	11
Penalty	1	1
NET YARDS RUSHING	197	234
Rushing Attempts	44	50
Average Per Rush	4.5	4.7
Rushing Touchdowns	2	1
Yards Gained Rushing	206	271
Yards Lost Rushing	9	37
NET YARDS PASSING	169	204
C-A-I	14-20-0	18-33-1
Average Per Attempt	8.4	6.2
Average Per Completion	12.1	11.3
Passing Touchdowns	2	3
TOTAL OFFENSE YARDS	366	438
Total offense plays	64	83
Average Gain Per Play	5.7	5.3
Fumbles: Number-Lost	2-2	1-0
Penalties: Number-Yards	5-61	3-19
PUNTS-YARDS	3-139	3-112
Average Yards Per Punt	46.3	37.3
Net Yards Per Punt	38.0	38.0
Inside 20	1	1
50+ Yards	1	0
Touchbacks	1	0
Fair catch	0	0
KICKOFFS-YARDS	5-335	6-345
Average Yards Per Return	67.0	57.5
Net Yards Per Kickoff	51.6	39.3
Touchbacks	1	0
Punt returns: #-Yards-TD	2--2-0	1-5-0
Average Per Return	-1.0	5.0
Kickoff returns: #-Yds-TD	5-109-0	3-57-0
Average Per Return	21.8	19.0
Interceptions: #-Yds-TD	1-27-0	0-0-0
Fumble Returns: #-Yds-TD	0-0-0	0-0-0
Miscellaneous Yards	0	0
Possession Time	26:47	33:13
1st Quarter	7:46	7:14
2nd Quarter	7:06	7:54
3rd Quarter	8:42	6:18
4th Quarter	3:13	11:47
OT Quarter	0:00	0:00
Third-Down Conversions	2 of 10	9 of 20
Fourth-Down Conversions	2 of 4	4 of 4
Red-Zone Scores-Chances	3-5	2-2
Sacks By: Number-Yards	2-9	3-5
PAT Kicks	4-4	3-3
Field Goals	0-0	2-4



FRESNO STATE BOWL GAMES

uDROVE HUMANITARIAN BOWL

NORTHERN ILLINOIS 40

FRESNO STATE 17

Dec. 18, 2010 • Boise, Idaho

Score by Quarters	1	2	3	4	Score
Northern Illinois	6	17	10	7	40
Fresno State	7	3	0	7	17

SCORING SUMMARY

- FS Hamler, Jamel 11 yd pass from Colburn, Ryan (Goessling, kick)
- NIU HARNISH, Chand 7 yd run (CKLAMOVSKI, M kick failed)
- NIU HARNISH, Chand 28 yd run (CKLAMOVSKI, M kick)
- NIU CKLAMOVSKI, M 45 yd field goal
- FS Goessling, 45 yd field goal
- NIU SKARB, Kyle 22 yd pass from HARNISH, Chand (CKLAMOVSKI, M kick)
- NIU CKLAMOVSKI, M 51 yd field goal
- NIU SPANN, Chad 18 yd run (CKLAMOVSKI, M kick)
- NIU SPANN, Chad 8 yd run (CKLAMOVSKI, M kick)
- FS Evans, Rashad 11 yd pass from Colburn, Ryan (Goessling, kick)



Team Stats	NIU	FS
FIRST DOWNS	22	26
Rushing	7	5
Passing	14	17
Penalty	1	4
NET YARDS RUSHING	203	74
Rushing Attempts	28	35
Avg. Per Rush	7.2	2.1
Rushing Touchdowns	4	0
Yards Gained Rushing	208	120
Yards Lost Rushing	5	46
NET YARDS PASSING	300	288
C-A-I	17-27-0	28-38-0
Avg. Per Attempt	11.1	7.6
Avg. Per Completion	17.6	10.3
Passing Touchdowns	1	2
TOTAL OFFENSE YARDS	503	362
Total offense plays	55	73
Average Gain Per Play	9.1	5.0
Fumbles: Number-Lost	1-0	2-1
Penalties: Number-Yards	6-65	4-43
PUNTS-YARDS	0-0	3-91
Average Yards Per Punt	0.0	30.3
Net Yards Per Punt	0.0	30.3
Inside 20	0	1
50+ Yards	0	0
Touchbacks	0	0
Fair catch	0	2
KICKOFFS-YARDS	8-529	4-257
Avg. Yards Per Kickoff	66.1	64.2
Interceptions: Number-Yds-TD	0-0-0	0-0-0
Fumble Returns: Number-Yds-TD	0-0-0	0-0-0
Miscellaneous Yards	0	0
Possession Time	24:07	35:53
1st Quarter	6:02	8:58
2nd Quarter	6:23	8:37
3rd Quarter	6:07	8:53
4th Quarter	5:35	9:25
Third-Down Conversions	2 of 6	6 of 15
Fourth-Down Conversions	0 of 2	1 of 3
Red-Zone Scores-Chances	3-3	2-3
Touchdowns	3-3	2-3
Field goals	0-3	0-3
Sacks By: Number-Yards	6-36	0-0
PAT Kicks	4-5	2-2
Field Goals	2-2	1-2

BOISE, Idaho--The Dogs got out to a fast start in the first quarter, forcing the Huskies to turn the ball over on downs on their opening possession. The Bulldogs responded with a 69-yard scoring drive, capped by Colburn's 11-yard scoring strike to Jamel Hamler, who was named the Most Valuable Player for Fresno State.

Colburn was 28-for-38 on the night and threw for two touchdowns.

The Bulldogs finished the 2010 season with an 8-5 record and made its 11th bowl appearance in 12 seasons. Overall, the 'Dogs have played in 24 bowl games in school history.

Freshman Jalen Saunders recorded a career-high 58 yards on five carries for the most rushing yards of the night. His longest rush was 19-yards.

Kicker Kevin Goessling hit a field goal, his 21st of the season, from 45-yards.



FRESNO STATE BOWL GAMES

SHERATON HAWAII BOWL

SMU 43

FRESNO STATE 10

Dec. 24, 2012 • Honolulu, Hawaii (Aloha Stadium)



Score by Quarters	1	2	3	4	Score
Fresno State (9-4, 7-1 MW)	0	0	7	3	10
SMU (7-6, 5-3 C-USA)	0	22	7	14	43

SCORING SUMMARY	Drive	Time	Score
SMU 2nd 14:07	GILBERT, G. 17 yd run (HOVER kick)	5-93	2:26 0-7
SMU 2nd 12:16	HOVER, Chase 30 yd field goal	4-3	0:56 0-10
SMU 2nd 10:50	HUNT, Margus safety	--	-- 0-12
SMU 2nd 05:24	LINE, Zach 8 yd run (HOVER kick)	11-67	5:18 0-19
SMU 2nd 01:37	HOVER, Chase 48 yd field goal	4--5	2:11 0-22
FS 3rd 10:21	ADAMS, Davante 6 yd pass from CARR, Derek (BRESHEARS kick)	3-15	1:05 7-22
SMU 3rd 07:01	JOHNSON, Darius 21 yd pass from GILBERT, G. (HOVER kick)	7-75	3:20 7-29
FS 4th 13:21	BRESHEARS, Quen 32 yd field goal	7-72	1:30 10-29
SMU 4th 09:05	REED, Taylor 69 yd interception return (HOVER kick)	--	-- 10-36
SMU 4th 01:14	GREENBAUER, H. 83 yd interception return (HOVER kick)	--	-- 10-43

HONOLULU- The SMU Mustangs denied the Fresno State football team a chance at registering its first 10-win season since 2001, as they defeated the Bulldogs 43-10 Monday in the 2012 Sheraton Hawaii Bowl at Hawaiian Airlines Field at Aloha Stadium.

The loss ends Fresno State's five-game winning streak it carried with them after capturing the Mountain West title in its first season in the league. The Bulldogs end the season with a 9-4 overall record while SMU finished 7-6.

"I was surprised, I thought it was going to be a very competitive game," said head coach Tim DeRuyter, who already had become the winningest first-year coach in Fresno State history. "People were talking about the explosive offensives, but we thought both defenses were pretty good and it was going to come down to take-aways. They are a well-coached team, got good players and outplayed us today."

SMU's defense out powered the Bulldog offense, forcing the 'Dogs to turn the ball over four times and sacking Derek Carr seven times. Margus Hunt, the SMU MVP of the Sheraton Hawaii Bowl, had two of those sacks, one of which was in the end zone for a safety and he forced a fumble on the other.

The seven sacks Fresno State allowed in the game were the most all year. The Bulldogs had five sacks of their own, which was the third time this year they registered five sacks in a game.

"We got to protect better, but give SMU all the credit they did a heck of a job," DeRuyter said. "I thought in the first half [Hunt] was clearly a problem for us. He did a heck of a job and was a beast to be blocked."

The Mustangs held a 22-0 lead at the half. Fresno State, set up by a 50-yard interception return by Sean Alston, got on the board early in the third with a Carr six-yard touchdown pass to Davante Adams.

However, SMU countered on the drive after that with a seven-play, 75-yard touchdown drive to take the wind out of the Bulldogs' sail.

Carr finished the game completing 33-of-54 passes for 362 yards and one touchdown with two interceptions. He set a new Mountain West single-season record for passing yards with 4,104, which is just the second 4,000-yard passing season in school history.

"We got humbled. Sometimes I guess you don't want to say that, but you may need that," Carr said. "I know this gives us something to work for in the offseason. I can't wait to move on from this one and get going."

Adams' touchdown gave him a TD reception in eight-straight games to end the year. He tied Henry Ellard's record set back in 1982 for consecutive games with a touchdown.

Adams was named the Bulldog MVP of the Sheraton Hawaii Bowl. He finished the game with 13 catches for 144 yards and the one touchdown. This was his third-straight 100-yard receiving game and sixth this year, which ties for the third-most in Bulldog history.

The Bulldog defense, which has already recorded the biggest turnover turnaround from one year to the next, got two turnovers in the game. Alston was responsible for both, picking off two passes and he extended Fresno State's streak to 11-straight games with a pick. That is the longest active streak in the FBS.

DeRuyter said the Bulldogs will now be able to build off this season and use this loss to relight the team's fire going into the offseason.

"We challenged our returning guys to use this as motivation for next year, we are not where we need to be," DeRuyter said. "I hate that this obviously takes a little bit of the shine of this season that we didn't finish the way we wanted to, especially for these seniors, but I'm sure this is motivation for these guys."

Team Stats	FS	SMU
FIRST DOWNS	21	15
Rushing	3	9
Passing	18	6
Penalty	0	0
NET YARDS RUSHING	-16	169
Rushing Attempts	22	37
Avg. Per Rush	-0.7	4.6
Rushing Touchdowns	0	2
Yards Gained Rushing	51	199
Yards Lost Rushing	67	30
NET YARDS PASSING	362	212
C-A-I	33-55-2	14-28-2
Avg. Per Attempt	6.6	7.6
Avg. Per Completion	11.0	15.1
Passing Touchdowns	1	1
TOTAL OFFENSE YARDS	346	381
Total offense plays	77	65
Average Gain Per Play	4.5	5.9
Fumbles: Number-Lost	2-2	1-0
Penalties: Number-Yards	3-15	3-15
PUNTS-YARDS	6-288	5-179
Average Yards Per Punt	38.0	35.8
Net Yards Per Punt	32.2	35.8
Inside 20	2	3
50+ Yards	0	0
Touchbacks	0	0
Fair catch	2	3
KICKOFFS-YARDS	4-259	8-495
Avg. Yards Per Kickoff	64.8	61.9
Punt Returns: #-Yds-TD	0-0-0	2-35-0
Kickoff Returns: #-Yds-TD	7-139-0	1-17-0
Interceptions: #-Yds-TD	2-50-0	2-152-2
Fumble Returns: #-Yds-TD	0-0-0	2-32-0
Miscellaneous Yards	0	0
Possession Time	26:41	33:19
1st Quarter	6:29	8:31
2nd Quarter	5:34	9:26
3rd Quarter	5:44	9:16
4th Quarter	8:54	6:06
Third-Down Conversions	4-of-14	8-of-17
Fourth-Down Conversions	0-of-2	0-of-0
Red-Zone Scores-Chances	2-of-3	4-of-4
Touchdowns	1-of-3	2-of-4
Field goals	1-of-3	2-of-4
Sacks By: Number-Yards	5-24	7-53
PAT Kicks	1-of-1	5-of-5
Field Goals	1-of-1	2-of-3



FRESNO STATE BOWL GAMES

ROYAL PURPLE LAS VEGAS BOWL

No. 21/20 FRESNO STATE 20

USC 45

Dec. 21, 2013 • Las Vegas, Nev. (Sam Boyd Stadium)



Score by Quarters	1	2	3	4	Score
Fresno State (11-2, 7-1 MW)	6	0	7	7	20
USC (10-4, 6-3 Pac-12)	14	21	3	7	45

SCORING SUMMARY	Drive	Time	Score
USC 1st	08:54 Lee, M. 10 yd pass from Kessler, C. (Heidari kick)	12-65	6:06 0-7
FS 1st	08:33 BURSE, I. 8 yd pass from CARR, D. (MCGUIRE kick blockd)	3-33	0:21 6-7
USC 1st	06:22 Agholor, N. 40 yd pass from Kessler, C. (Heidari kick)	5-65	2:11 6-14
USC 2nd	09:05 Agholor, N. 17 yd pass from Kessler, C. (Heidari kick)	9-65	5:19 6-21
USC 2nd	07:27 Allen, J. 24 yd run (Heidari kick)	2-30	0:47 6-28
USC 2nd	00:37 Lee, M. 40 yd pass from Kessler, C. (Heidari kick)	6-88	3:41 6-35
FS 3rd	11:42 ADAMS, D. 23 yd pass from CARR, D. (MCGUIRE kick)	6-37	1:54 13-35
USC 3rd	06:44 Heidari, Andre 39 yd field goal	9-48	4:51 13-38
FS 4th	14:40 SMITH, D. 41 yd interception return (MCGUIRE kick)	--	-- 20-38
USC 4th	04:44 Allen, J. 1 yd run (Heidari kick)	12-80	7:14 20-45



LAS VEGAS - USC scored five first-half touchdowns to open up a 29-point point lead and cruised to a 45-20 win over the 21st-ranked Fresno State Bulldogs at Sam Boyd Stadium in the 2013 Royal Purple Las Vegas Bowl.

"Clearly early in the game, we didn't make enough plays to get into a rhythm," head coach Tim DeRuyter said. "We have a lot of respect for USC, they have a lot of good players and are really well coached. They came out very inspired today and you have to give coach [Clay] Helton credit."

Despite losing its fifth-straight bowl game, Fresno State's season is still one of the greatest in school history. The Bulldogs close the year with an 11-2 record, tying the school record for victories.

"This team won 11 ball games and won a second-

straight conference championship," DeRuyter said. "I know in my heart that we had a really fine football team and I'm very proud of them. We didn't play our best game today and that goes on me, I got to do a better job getting our guys ready."

Trojan quarterback Cody Kessler set new career-highs with 344 yards passing and four touchdowns to lead USC in its victory. The Trojans (10-4) racked up 487 total yards against the Bulldogs.

Fresno State's offense struggled against the USC defense that came into the game ranked 16th nationally in total defense. The 'Dogs only converted 2-of-14 third-down attempts and finished with 254 total yards, the lowest output of the season.

"They're a good defense for a reason," DeRuyter said. "They're physically very, very good and did a nice job mixing things up."

Bulldog safety Derron Smith, a two-time first-team All-Mountain West selection, led Fresno State on the day. He set a new career-high with 18 tackles and had an interception that he returned 41 yards for a touchdown. It was his seventh pick of the season and 14th of his career.

"Schematically wise, they don't do anything too confusing, they just have a lot of athletes all over the field," Smith said of USC's offense. "They got a good solid quarterback and a tough run game."

USC scored touchdowns on five of its seven drives in the first half to jump out to a 35-6 lead. The Bulldogs only converted 1-of-8 third down attempts in that first half and were out-gained by 175 yards.

After Karl Mickelsen recovered a muffed punt that came following Fresno State's first drive of the third quarter, Derek Carr hit Davante Adams on a 23-yard touchdown pass for his 50th TD of the season.

On that play Carr became just the fourth quarterback in FBS history to throw for over 5,000 yards in a season and have 50 touchdown passes. He finished the game going 30-for-54 passing for 217 yards and two touchdowns against one interception.

"It's been so fun," Carr said when asked to reflect on his storybook career at Fresno State. "It's bittersweet, like I [say all the time] I should be a Bulldog for the next 20 years, but I got to feed [my son] Dallas."

Isaiah Burse had six catches for 39 yards and one touchdown in the game where he went over 1,000 yards receiving for the season. With Davante Adams and Josh Harper already having over 1,000 yards, the Bulldogs became the fifth team in FBS history to have three 1,000-yard receivers in a season.

Adams set a new MW single-season record for catches in a year with 131 after catching nine passes for 74 yards and a touchdown against USC. He finished his record season with 24 touchdown catches, which is the fourth-most in FBS history.

The 2013 season was a record-setting one for Fresno State. The Bulldogs are 20-6 in two seasons under DeRuyter and have a promising future ahead of them.

"I think it's good, we got a lot of talented players, great coaches and the sky is the limit," Smith said of the outlook for the program. "We just got to keep working and using this as fuel for next year."

Team Stats	FS	USC
FIRST DOWNS	14	24
Rushing	1	10
Passing	9	14
Penalty	4	0
NET YARDS RUSHING	37	154
Rushing Attempts	6	46
Avg. Per Rush	6.2	3.3
Rushing Touchdowns	0	2
Yards Gained Rushing	37	194
Yards Lost Rushing	0	40
NET YARDS PASSING	216	345
C-A-I	29-55-1	22-30-1
Avg. Per Attempt	3.9	11.5
Avg. Per Completion	7.4	15.7
Passing Touchdowns	2	4
TOTAL OFFENSE YARDS	253	499
Total offense plays	61	76
Average Gain Per Play	4.1	6.6
Fumbles: Number-Lost	0-0	1-1
Penalties: Number-Yards	5-45	10-101
PUNTS-YARDS	8-359	4-144
Average Yards Per Punt	44.9	36.0
Net Yards Per Punt	42.8	36.0
Inside 20	2	0
50+ Yards	2	0
Touchbacks	1	0
Fair catch	3	4
KICKOFFS-YARDS	4-167	7-485
Avg. Yards Per Kickoff	41.8	69.3
Punt Returns: #-Yds-TD	0-0-0	2--3-0
Kickoff Returns: #-Yds-TD	6-119-0	3-14-0
Interceptions: #-Yds-TD	1-41-1	1-0-0
Fumble Returns: #-Yds-TD	0-0-0	0-0-0
Miscellaneous Yards	0	0
Possession Time	18:33	41:27
1st Quarter	4:10	10:50
2nd Quarter	5:12	9:48
3rd Quarter	6:04	8:56
4th Quarter	3:07	11:53
Third-Down Conversions	2-of-14	6-of-13
Fourth-Down Conversions	1-of-3	2-of-2
Red-Zone Scores-Chances	1-of-2	4-of-4
Touchdowns	1-of-2	3-of-4
Field goals	0-of-2	1-of-4
Sacks By: Number-Yards	1-17	0-0
PAT Kicks	2-of-3	6-of-6
Field Goals	0-of-0	1-of-1



FRESNO STATE BOWL GAMES

HAWAI`I BOWL

RICE 30

FRESNO STATE 6

Dec. 24, 2014 • Honolulu, Hawai'i (Aloha Stadium)

Score by Quarters	1	2	3	4	Score
Fresno State (6-9)	3	3	0	0	6
Rice (8-5)	16	0	7	7	30



SCORING SUMMARY	Drive	Time	Score
RICE 1st 10:32	HAIRSTON, J. 21 yd field goal	11-71	4:28 0-3
FS 1st 02:16	KROENING, K. 44 yd field goal	10-37	3:11 3-3
RICE 1st 00:23	TAYLOR, J. 14 yd pass from JACKSON, D. (HAIRSTON, J. kick failed)	5-78	1:48 3-9
RICE 1st 00:04	HULL, M. 69 yd pass from JACKSON, D. (HAIRSTON, J. kick)	1-69	0:11 3-16
FS 2nd 08:53	KROENING, K. 40 yd field goal	10-51	2:43 6-16
RICE 3rd 06:18	PARKS, D. 40 yd pass from JACKSON, D. (HAIRSTON, J. kick)	7-73	2:48 6-23
RICE 4th 10:07	DILLARD, D. 1 yd run (HAIRSTON, J. kick)	2-59	0:27 6-30



HONOLULU - Rice outgained Fresno State 463-255 as the Owls handed the Bulldogs their sixth-straight bowl defeat with a 30-6 victory on Christmas Eve in the 2014 Hawai'i Bowl at Hawaiian Airlines Field at Aloha Stadium.

"Give Rice credit, they played very well today," head coach Tim DeRuyter said. "Played with a lot of energy and got after our offense. On offense, they made some big plays. Give them the credit, they finished the season after starting 0-3, they finished the season the way we wanted to finish the season, but we didn't get it done."

The Bulldogs conclude their season with a 6-8 record while Rice finishes 8-5. This game was a

matchup of two teams that both started their seasons out 0-3, but rebounded to make a bowl game. Since 1980, 496 teams had started out 0-3, but Rice and Fresno State became just the 20th and 21st of those teams to make it to a bowl game.

"Clearly it is frustrating," DeRuyter said. "You prepare in practice, I thought our guys were extremely competitive in practice. When you come out against a good Rice team and get outplayed that hurts. Each year is different, you have a different identity each year, but when you play in bowl games obviously you play against good teams. They are well coached and we've got to figure out a way to get over the top."

The Owls were led by quarterback Driphus Jackson who threw three touchdowns passes to three different players and completed 15-of-24 attempts for 318 yards. Jackson was named Rice's MVP of the game while the MVP award for Fresno State went to inside linebacker Karl Mickelsen.

Mickelsen tied for the team lead with 11 tackles, had a career-high 3.5 tackles for a loss and one sack.

"This one hurts the most just because as a senior you don't like losing your last game going out," Mickelsen said.

Fresno State struggled offensively, getting just 93 yards passing in the game. The `Dogs did not score a touchdown in the game for the first time since Nov. 19, 2010 when they were shutout at No. 3 Boise State.

Running backs Marteze Waller and Josh Quezada tried to carry their load, combining to account for 134 of Fresno State 255 yards in the game. Waller had 76 yards rushing while Quezada had 52 and a pair of catches for six yards.

Quarterback Brian Burrell was 10-of-20 passing for 44 yards with two interceptions.

Derron Smith, who is one of just 11 players in school history to be named first-team all-conference three times, finished the game with seven tackles. He concludes his career with 304 tackles - one of just six players ever at Fresno State to post over 300 tackles in a career.

Rice scored a pair of touchdowns in the span of 19 seconds at the end of the first quarter to open up a 16-3 lead. The `Dogs gave up a 14-yard Jackson to Jordan Taylor TD pass and then right after a Burrell interception, Jackson hit Mario Hull on a 69-yard touchdown pass.

All that Fresno State was able to muster up in the first half was a pair of field goals from true freshman kicker Kody Kroening. The first was a 44-yarder in the first quarter and the second was from 40 in the second.

Quezada was mainly the only productive Bulldog on offense in the first half, as he had 49 rushing yards while the `Dogs as a team totaled just 90 yards in the first half. Rice led 16-6 at the break.

After the tough opening quarter, the Bulldogs held Rice to just four total yards in the second quarter. They came out fired up in the third quarter, but that only lasted for one drive before missed tackles cost the `Dogs on Jackson's third touchdown pass of the game. Jackson found Dennis Parks at the line of scrimmage on the Bulldogs sideline and two defenders couldn't get Parks down on the scoring play that gave Rice a 23-6 lead.

Fresno State could not pull itself back into the game and ended up losing its sixth-straight bowl game and second in the last three years playing in the Hawai'i Bowl.

Team Stats	FS	Rice
FIRST DOWNS	15	16
Rushing	7	7
Passing	6	8
Penalty	2	1
NET YARDS RUSHING	162	137
Rushing Attempts	42	40
Avg. Per Rush	3.9	3.4
Rushing Touchdowns	0	1
Yards Gained Rushing	205	163
Yards Lost Rushing	43	26
NET YARDS PASSING	93	326
C-A-I	17-38-2	16-26-0
Avg. Per Attempt	2.4	12.5
Avg. Per Completion	5.5	20.4
Passing Touchdowns	0	3
TOTAL OFFENSE YARDS	255	463
Total offense plays	80	66
Average Gain Per Play	3.2	7.0
Fumbles: Number-Lost	1-0	0-0
Penalties: Number-Yards	1-15	12-100
PUNTS-YARDS	6-261	8-324
Average Yards Per Punt	43.5	40.5
Net Yards Per Punt	42.2	36.9
Inside 20	2	1
50+ Yards	1	0
Touchbacks	0	1
Fair catch	3	5
KICKOFFS-YARDS	3-189	6-374
Avg. Yards Per Kickoff	63.0	62.3
Punt Returns: #-Yds-TD	2-9-0	2-8-0
Kickoff Returns: #-Yds-TD	2-40-0	2-41-0
Interceptions: #-Yds-TD	0-0-0	2-0-0
Fumble Returns: #-Yds-TD	0-0-0	0-0-0
Miscellaneous Yards	0	0
Possession Time	24:45	32:15
1st Quarter	6:35	8:25
2nd Quarter	8:19	6:41
3rd Quarter	7:51	7:09
4th Quarter	5:00	10:00
Third-Down Conversions	7-of-21	3-of-14
Fourth-Down Conversions	0-of-4	0-of-1
Red-Zone Scores-Chances	0-of-1	3-of-3
Touchdowns	0-of-1	2-of-3
Field goals	0-of-1	1-of-3
Sacks By: Number-Yards	2-14	4-24
PAT Kicks	0-of-0	3-of-4
Field Goals	2-of-3	1-of-1



FRESNO STATE BOWL GAMES

HAWAII BOWL

FRESNO STATE 33

HOUSTON 27

Dec. 24, 2017 • Honolulu, Hawai'i (Aloha Stadium)

Score by Quarters	1	2	3	4	Score
Fresno State (10-4, 7-1 MW)	0	13	7	13	33
Houston (7-5, 5-3 AAC)	7	3	10	7	27



SCORING SUMMARY	Drive	Time	Score
HOU 1st 11:35	OLIVER, Ed 1 yd run (NOVIKOFF, Caden kick)	4-63	1:33 0-7
FS 2nd 14:13	McMARYION, M. 1 yd run (CAMACHO, Jimmy kick)	11-68	2:34 7-7
FS 2nd 09:45	CAMACHO, Jimmy 27 yd field goal	9-60	3:44 10-7
HOU 2nd 07:17	NOVIKOFF, Caden 31 yd field goal	8-69	2:22 10-10
FS 2nd 00:00	CAMACHO, Jimmy 38 yd field goal	10-50	1:11 13-10
HOU 3rd 07:57	NOVIKOFF, Caden 31 yd field goal	10-45	4:39 13-13
FS 3rd 04:21	McMARYION, M. 6 yd run (CAMACHO, Jimmy kick)	9-75	3:38 20-13
HOU 3rd 02:54	MYRES, A. 94 yd blocked FG return (NOVIKOFF, Caden kick)	--	-- 20-20
FS 4th 13:56	CAMACHO, Jimmy 26 yd field goal	10-81	3:50 23-20
FS 4th 06:00	CAMACHO, Jimmy 33 yd field goal	13-66	5:01 26-20
FS 4th 03:49	BRYANT, Jaron 44 yd interception return (CAMACHO, Jimmy kick)	--	-- 33-20
HOU 4th 00:45	BONNER, Linell 2 yd pass from KING, D'Eriq (NOVIKOFF, Caden kick)	16-76	2:55 33-27



HONOLULU - Securing its 10th 10-win season in program history and picking up its first bowl win since 2007, the Fresno State Bulldogs defeated the Houston Cougars, 33-27 in the Hawai'i Bowl on Sunday evening at Aloha Stadium.

"I can't say enough about this team and the coaching staff," said head coach Jeff Tedford. "To go from one win to 10 wins is a great accomplishment and these guys are such great kids, they've worked really hard and I'm so proud of the effort they gave all year. These guys deserve everything they're getting right now, because they did buy in and they worked really hard to get this done."

Only the second team in Football Bowl Subdivision history to go from a season with double-digit losses to a season with double-digit wins, the Bulldogs used a strong game offensively from junior quarterback Marcus McMaryion and the leg of senior kicker Jimmy Camacho.

McMaryion had a career-night, completing 33-of-48 through the air for 342 yards and added 50 yards and a pair of touchdowns on the ground on his way to Most Valuable Player honors. His 33 completions tied a Hawai'i Bowl record as he now shares that mark with former Bulldog gunslinger Derek Carr who also completed 33 passes in the 2012 Hawai'i Bowl. Junior wide receiver KeeSean Johnson led the Bulldogs' pass-catching corps with eight receptions for 95 yards while sophomore tight end Jared Rice added six catches for 84 yards. On the ground, Fresno State ran for 131 yards as sophomore running back Josh Hokit led the way with 64 yards on 11 carries.

Defensively, first-team All-Mountain West linebacker Jeffrey Allison led a stingy Bulldog defense with 13 tackles, eight solo, and added one tackle for loss. Sophomore safety Mike Bell made seven tackles, six solo, and junior linebacker George Helmuth added six solo tackles. Sophomore defensive backs Juju Hughes (fumble recovery) and Jaron Bryant (INT returned for a TD) accounted for the Bulldogs' two turnovers. The Fresno State defense held the Houston offense to 341 yards of total offense limiting the Cougars to 72 rushing yards.

Team Stats	FS	HOU
FIRST DOWNS	26	17
Rushing	8	3
Passing	15	13
Penalty	3	1
NET YARDS RUSHING	131	72
Rushing Attempts	39	30
Average Per Rush	3.4	2.4
Rushing Touchdowns	2	1
Yards Gained Rushing	157	89
Yards Lost Rushing	26	17
NET YARDS PASSING	342	269
Completions-Attempts-Int	33-49-1	23-43-1
Average Per Attempt	7.0	6.3
Average Per Completion	10.4	11.7
Passing Touchdowns	0	1
TOTAL OFFENSE YARDS	473	341
Total offense plays	88	73
Average Gain Per Play	5.4	4.7
Fumbles: Number-Lost	1-1	1-1
Penalties: Number-Yards	7-52	6-44
PUNTS-YARDS	3-137	5-217
Average Yards Per Punt	45.7	43.4
Net Yards Per Punt	45.7	43.2
Inside 20	1	2
50+ Yards	1	1
Touchbacks	0	0
Fair catch	2	4
KICKOFFS-YARDS	7-435	5-324
Average Yards Per Kickoff	62.1	64.8
Net Yards Per Kickoff	44.9	43.0
Touchbacks	3	1
Punt returns: Number-Yards-TD	1-1-0	0-0-0
Average Per Return	1.0	0.0
Kickoff returns: Number-Yds-TD	4-84-0	4-46-0
Average Per Return	21.0	11.5
Interceptions: Number-Yds-TD	1-44-1	1-0-0
Fumble Returns: Number-Yds-TD	0-0-0	0-0-1
Miscellaneous Yards	0	94
Possession Time	33:18	26:42
1st Quarter	7:10	7:50
2nd Quarter	8:57	6:03
3rd Quarter	10:21	4:39
4th Quarter	6:50	8:10
Third-Down Conversions	7-of-19	9-of-19
Fourth-Down Conversions	1-of-1	1-of-2
Red-Zone Scores-Chances	5-6	4-4
Touchdowns	2-6	2-4
Field goals	3-6	2-4
Sacks By: Number-Yards	2-10	1-7
PAT Kicks	3-3	3-3
Field Goals	4-6	2-3
Points off turnovers	7	3



FRESNO STATE BOWL GAMES

MITSUBISHI MOTORS LAS VEGAS BOWL

NO. 19/21 FRESNO STATE 31

ARIZONA STATE 20

Dec. 15, 2018 • Las Vegas, Nev. (Sam Boyd Stadium)

Score by Quarters	1	2	3	4	Score
Arizona State (7-6, 5-4)	7	10	3	0	20
Fresno State (12-2, 7-1)	10	7	7	7	31



SCORING SUMMARY	Drive	Time	Score
FS 1st 07:02	FULLER 39 yd field goal	11-71	4:28 0-3
FS 1st 04:58	KELLY 70 yd interception return (FULLER kick)	10-37	3:11 3-3
ASU 1st 01:25	WILLIAMS 3 yd pass from WILKINS (RUIZ kick)	5-78	1:48 3-9
ASU 2nd 12:43	BENJAMIN 17 yd run (RUIZ kick)	1-69	0:11 3-16
FS 2nd 08:03	MCMARYION 10 yd run (FULLER kick)	10-51	2:43 6-16
ASU 2nd 00:51	RUIZ 20 yd field goal	7-73	2:48 6-23
ASU 3rd 05:33	RUIZ 44 yd field goal	2-59	0:27 6-30
FS 3rd 01:00	RIVERS 68 yd run (FULLER kick)	7-73	2:48 6-23
FS 4th 05:19	RIVERS 5 yd run (FULLER kick)	2-59	0:27 6-30



LAS VEGAS – For the first time in program history, Fresno State earned its 12th win in a single season, defeating Arizona State 31-20 at the 2018 Mitsubishi Motors Las Vegas Bowl on Saturday afternoon at Sam Boyd Stadium.

“It’s a good feeling. It’s for the players. The memories that they are going to take away from this are going to last them a lifetime,” said head coach Jeff Tedford. “They’re going to have reunions for many years to come. Last night in our team meeting we talked about the bond they’re going to have for the rest of their lives. They can say they did something that no one else has done. It didn’t come easy, they overcame a lot through their time here, especially the seniors. I’m just really proud of them. I’ve asked them how history is going to record this team. They can put a stamp on it with 12 wins, that’s how history is going to record this team.”

Sophomore running back Ronnie Rivers was named the game’s Most Valuable Player after accounting for 286 all-purpose yards, the fourth-most in program history. He totaled 212 yards rushing and two touchdowns on 24 carries, while also posting 41 punt return yards and 33 receiving yards.

While Rivers accounted for nearly half of the Bulldogs’ 436 yards of offense on the ground, senior quarterback Marcus McMaryion passed for 176 yards on 15-of-29 attempts while rushing for 41 yards.

Having surrendered 230 yards and 17 points to Arizona State in the first half, the Bulldog defense shut down the explosive backfield duo of running back Eno Benjamin and quarterback Manny Wilkins in the second half as the Sun Devils gained only 63 yards and registered one field goal during the final 30 minutes.

The Bulldogs forced two turnovers while giving away three. Juju Hughes and Anthoula Kelly each recorded their fourth interceptions of the season for the Bulldogs’ two turnovers gained. Kelly’s INT was returned 70 yards for a touchdown that put the ‘Dogs on top 10-0 midway through the first quarter.

Jeff Allison and George Helmuth each had a game-high 11 tackles.

Team Stats	ASU	FS
FIRST DOWNS	18	18
Rushing	11	11
Passing	7	7
Penalty	0	0
NET YARDS RUSHING	164	260
Rushing Attempts	38	35
Average Per Rush	4.3	7.4
Rushing Touchdowns	1	3
Yards Gained Rushing	178	268
Yards Lost Rushing	14	8
NET YARDS PASSING	129	176
Completions-Attempts-Int	19-31-2	15-29-2
Average Per Attempt	4.2	6.1
Average Per Completion	6.8	11.7
Passing Touchdowns	1	0
TOTAL OFFENSE YARDS	293	436
Total offense plays	69	64
Average Gain Per Play	4.2	6.8
Fumbles: Number-Lost	0-0	1-1
Penalties: Number-Yards	3-20	3-20
PUNTS-YARDS	6-268	3-134
Average Yards Per Punt	44.7	44.7
Net Yards Per Punt	37.8	32.3
Inside 20	1	1
50+ Yards	1	0
Touchbacks	0	1
Fair catch	2	0
KICKOFFS-YARDS	5-325	6-316
Average Yards Per Kickoff	65.0	52.7
Net Yards Per Kickoff	40.4	33.5
Touchbacks	4	0
Fair Catch Yards	0	0
Punt returns: Number-Yards-TD	1-17-0	1-41-0
Average Per Return	17.0	41.0
Kickoff returns: Number-Yds-TD	5-115-0	1-23-0
Average Per Return	23.0	23.0
Interceptions: Number-Yds-TD	2-6-0	2-71-1
Fumble Returns: Number-Yds-TD	0-0-0	0-0-0
Miscellaneous Yards	0	0
Possession Time	31:01	28:59
1st Quarter	7:40	7:20
2nd Quarter	9:29	5:31
3rd Quarter	9:52	5:08
4th Quarter	4:00	11:00
Third-Down Conversions	8 of 18	4 of 10
Fourth-Down Conversions	1 of 1	0 of 0
Red-Zone Scores-Chances	3-3	2-2
Touchdowns	2-3	2-2
Field goals	1-3	0-2
Sacks By: Number-Yards	0-0	1-6
PAT Kicks	2-2	4-4
Field Goals	2-2	1-1
Points off turnovers	3	7



FRESNO STATE BOWL GAMES

PUBG MOBILE NEW MEXICO BOWL

FRESNO STATE 31

UTEP 24

Dec. 18, 2021 • Albuquerque, N.M. (University Stadium)



Score by Quarters	1	2	3	4	Score
UTEP	7	10	0	7	24
Fresno State	9	10	7	5	31

SCORING SUMMARY		Drive	Time	Score
FS	1st	12:44 MIMS, Jordan 2 yd run (SILVA, Cesar kick failed)	5-87	2:16 0-6
UTEP	1st	09:03 Thompson,Trent 1 yd pass from Hardison,Gavin (Baechle,Gavin kick)	7-80	3:36 7-6
FS	1st	01:31 SILVA, Cesar 42 yd field goal	11-52	5:06 7-9
UTEP	2nd	14:49 Baechle,Gavin 38 yd field goal	6-54	1:42 10-9
UTEP	2nd	06:54 Awatt,Ronald 1 yd run (Baechle,Gavin kick)	10-70	4:01 17-9
FS	2nd	01:52 MIMS, Jordan 1 yd run (SILVA, Cesar kick)	10-75	5:02 17-16
FS	2nd	00:04 SILVA, Cesar 45 yd field goal	7-43	0:38 17-19
FS	3rd	01:17 MIMS, Jordan 22 yd pass from HAENER, Jake (SILVA, Cesar kick)	8-85	3:50 17-26
UTEP	4th	14:10 Thompson,Trent 51 yd pass from Brownholtz,Calv (Baechle,Gavin kick)	5-75	2:07 24-26
FS	4th	09:04 SILVA, Cesar 21 yd field goal	13-71	5:06 24-29
FS	4th	07:05 TEAM safety	24-31	

ALBUQUERQUE, N.M. - The Fresno State football team won its 10th game of the season with a 31-24 win over UTEP in the 16th annual PUBG Mobile New Mexico Bowl on Saturday. The Bulldogs secured their first win at the New Mexico Bowl in program history.

Senior running back Jordan Mims was the game's offensive most valuable player. Mims finished with 165 yards rushing, with two touchdowns, and an additional 71 yards and one touchdown receiving. He totaled 236 all-purpose yards.

Senior safety Elijah Gates was the game's defensive most valuable player. Gates finished second on the team with seven tackles. Arguably one of the biggest defensive plays for the 'Dogs, Gates intercepted a pass at the three-yard line that halted a crucial UTEP drive.

How it Happened


The Bulldogs jumped to an early start behind a five-play, 75 yard scoring drive over the first 2:16 of the game. Mims carried the scoring drive, opening the game with a big 38-yard rush to move the ball down the field. Four plays later, it was Mims who punched in for the score. Fresno State successfully converted the 2-point conversion, but an illegal formation penalty called it back to keep the score 6-0 after the opening drive.

UTEP quickly answered with a seven-play, 80 yard scoring drive over 3:36 to take a 7-6 lead with 9:03 remaining in the first quarter. The Bulldogs took back the lead with a 42-yard field goal attempt with just over 90 seconds left in the quarter. The Miners responded with a field goal of their own for a 10-9 lead as the second quarter began.

UTEP gained some momentum, scoring its second touchdown of the game with 6:54 left in the half and taking a 17-9 lead, but Fresno State stayed composed and continued to drive. With 6:54 on the clock, the Bulldogs put together a 10-play, 75 yard scoring drive capped by another TD by Mims, this time a one-yard punch-in.

The Bulldog defense got UTEP off the field without adding points, and the offense got back to work. With 42 seconds until the halftime break, and trailing 17-16, the Bulldogs put together a seven-play drive that ended with a 45-yard field goal by Cesar Silva to give the 'Dogs a 19-17 lead into the half.

It was smooth sailing from there as the Bulldogs held the Miners off the scoreboard in the third quarter, but extended their lead to 26-17 at the end of the quarter following a receiving touchdown by Mims. UTEP scored a touchdown in the fourth, but Fresno State added a field goal and a safety to carry home a 31-24 win.



Team Stats	UTEP	FS
FIRST DOWNS	16	26
Rushing	3	10
Passing	10	15
Penalty	3	1
NET YARDS RUSHING	98	181
Rushing Attempts	29	35
Average Per Rush	3.4	5.2
Rushing Touchdowns	1	2
Yards Gained Rushing	122	185
Yards Lost Rushing	24	4
NET YARDS PASSING	303	286
Completions-Attempts-Int	13-27-1	26-41-0
Average Per Attempt	11.2	7.0
Average Per Completion	23.3	11.0
Passing Touchdowns	2	1
TOTAL OFFENSE YARDS	401	467
Total offense plays	56	76
Average Gain Per Play	7.2	6.1
Fumbles: Number-Lost	2-1	0-0
Penalties: Number-Yards	7-50	5-58
PUNTS-YARDS	3-117	4-198
Average Yards Per Punt	39.0	49.5
Net Yards Per Punt	38	50.8
Inside 20	1	1
50+ Yards	1	2
Touchbacks	0	0
Fair catch	1	0
KICKOFFS-YARDS	6-397	7-447
Average Yards Per Kickoff	66.2	63.9
Net Yards Per Kickoff	41.2	42.1
Touchbacks	4	3
Punt returns: Number-Yards-TD	2--0	1-3-0
Average Per Return	-2.5	3.0
Kickoff returns: Number-Yds-TD	4-83-0	2-50-0
Average Per Return	20.8	25.0
Interceptions: Number-Yds-TD	0-0-0	1-0-0
Fumble Returns: Number-Yds-TD	0-0-0	0-0-0
Miscellaneous Yards	0	0
Possession Time	25:16	34:43
1st Quarter	6:01	8:59
2nd Quarter	6:50	8:10
3rd Quarter	8:04	6:55
4th Quarter	4:21	10:39
Third-Down Conversions	1-10	5-12
Fourth-Down Conversions	3-of-3	0-of-0
Red-Zone Scores-Chances	3-3	3-3
Touchdowns	2-3	2-3
Field goals	1-3	1-3
Sacks By: Number-Yards	1-1	2-19
PAT Kicks	3-3	2-3
Field Goals	1-2	3-4
Points off turnovers	0	0

FRESNO STATE BOWL GAMES

JIMMY KIMMEL LA BOWL

FRESNO STATE 29

WASHINGTON STATE 6

Dec. 17, 2022 • Los Angeles, Calif. (SoFi Stadium)

Score by Quarters	1	2	3	4	Score
Washington State	0	0	6	0	6
Fresno State	7	9	6	7	29



SCORING SUMMARY						Plays	TOP	Score
FS	1st	11:54	POPE 22-yd pass from HAENER (MONTANO kick)	6-75	3:06	0-7		
FS	2nd	12:52	MIMS 3-yd rush (MEONO kick)	4-23	2:00	0-14		
FS	2nd	11:14	PAYNE safety		1:38	0-16		
WSU	3rd	3:40	WATSON 1-yd rush (pass from WARD failed)	9-60	4:48	6-16		
FS	3rd	00:36	REMIGIO 11-yd pass from HAENER (MEONO kick missed)	6-75	3:04	6-22		
FS	4th	8:29	MIMS 2-yd rush (MONTANO kick)	8-38	4:42	6-29		



LOS ANGELES - The Fresno State football team made history at SoFi Stadium on Saturday afternoon, defeating Washington State 29-6 in the second annual Jimmy Kimmel LA Bowl. Fresno State became the first team in FBS history to begin the season 1-4 and finish with 10 wins. The Bulldogs won nine in a row, finishing the 2022 season with a 10-4 record, a Mountain West Championship title and a bowl game victory under head coach Jeff Tedford in his first year back as head coach of the program.

Senior running back Jordan Mims was named the game's Offensive MVP with a career-high 209 yards rushing and two touchdowns. Defensive lineman Devo Bridges was the MVP on the opposite side of the ball, finishing with career-highs in tackles (8), tackles for loss (2.0) and sacks (2.0).

Fresno State's defense held Washington State to just 182 yards of total offense. The Bulldogs' offense produced 501 yards of total offense behind Mims and 280 yards passing by quarterback Jake Haener (20-of-30).

How It Happened

Fresno State held complete control in the first half, scoring on its first drive. Haener capped a seven-play drive with a 22-yard touchdown pass to Zane Pope. The Bulldog defense forced a three-and-out in its first showing.

It was a defensive battle in the first as Fresno State ended the quarter with a 7-0 lead. The Bulldogs outgained Washington State in yardage in the quarter, 166-19.

Fresno State opened the second quarter with a four-play, capped by a three-yard rush by Jordan Mims. The Bulldogs' defense held tough on the following Cougar drive as Leonard Payne Jr. chased Cameron Ward to the back of the endzone for a safety to put Fresno State on top, 16-0 with 11:14 left in the second quarter.

That remained the score at the half as Fresno State took a 16-0 lead into the locker room.

Senior defensive back L.J. Early opened the second half with an interception at the Fresno State 8-yard line, halting a Washington State drive that was moving down the field. Washington State scored its only touchdown of the game on a one-yard punch-in by Nakia Watson. The Cougars attempted the two-point conversion, but Levelle Bailey pressured Ward to force an incomplete pass on the attempt. Fresno State led 16-6 with 3:40 left in the third quarter.

Behind the legs of Mims, who ran for 51 yards on two carries in the Bulldogs' ensuing drive, Haener was quickly set up in the red zone. One quick strike to Nikko Remigio and the Bulldogs were up 22-6 with just over 30 seconds left in the quarter.

The start of the fourth quarter saw a quick outing by the Bulldog defense as defensive end David Perales forced a turnover on downs with a batted down pass at the line of scrimmage. Mims again took advantage of the opportunity, totaling 23 yards on an eight-play 38-yard scoring drive, capping it off two-yard touchdown run to put Fresno State up 29-6 in the middle of the fourth.

Team Stats	WSU	FS
FIRST DOWNS	13	27
Rushing	5	12
Passing	7	13
Penalty	1	2
NET YARDS RUSHING	45	221
Rushing Attempts	28	32
Average Per Rush	1.6	6.9
Rushing Touchdowns	1	2
Yards Gained Rushing	81	255
Yards Lost Rushing	36	34
NET YARDS PASSING	137	280
Completions-Attempts-Int	22-32-1	24-36-0
Average Per Attempt	4.3	7.8
Average Per Completion	6.2	11.7
Passing Touchdowns	0	2
TOTAL OFFENSE YARDS	182	501
Total offense plays	60	68
Average Gain Per Play	3.0	7.4
Fumbles: Number-Lost	1-0	0-0
Penalties: Number-Yards	7-52	6-29
PUNTS-YARDS	5-241	4-154
Average Yards Per Punt	48.2	38.5
Net Yards Per Punt	48.2	35.2
Inside 20	3	2
50+ Yards	2	0
Touchbacks	0	0
Fair catch	3	3
KICKOFFS-YARDS	3-210	5-309
Average Yards Per Kickoff	70.0	61.8
Net Yards Per Kickoff	45	46
Touchbacks	3	0
Punt returns: Number-Yards-TD	1-13-0	0-0-0
Average Per Return	13.0	0.0
Kickoff returns: Number-Yds-TD	4-65-0	0-0-0
Average Per Return	16.2	0.0
Interceptions: Number-Yds-TD	0-0-0	1-0-0
Fumble Returns: Number-Yds-TD	0-0-0	0-0-0
Miscellaneous Yards	0	0
Possession Time	27:23	32:37
1st Quarter	4:57	10:03
2nd Quarter	8:41	6:19
3rd Quarter	9:36	5:24
4th Quarter	4:09	10:51
Third-Down Conversions	4-14	6-12
Fourth-Down Conversions	1-3	0-1
Red-Zone Scores-Chances	1-1	3-5
Touchdowns	1-1	3-5
Field goals	0-1	0-5
Sacks By: Number-Yards	4-31	6-33
PAT Kicks	0-0	3-4
Field Goals	0-0	0-1
Points off turnovers	0	0

FRESNO STATE BOWL GAME RECORDS

TEAM BOWL RECORDS

Rushing

Most rushes: 56 vs. USC, 1992 Freedom Bowl IX
 Most net yards gained: 260 (2x)
 260 vs. Colorado State, 2008 New Mexico Bowl
 260 vs. Arizona State, 2018 Las Vegas Bowl
 Most TDs: 4 vs. Bowling Green, 1985 California Bowl V

Passing

Most attempts: 63 vs. Colorado, 1993 Jeep Eagle Aloha Bowl
 Most completions:
 37 vs. Colorado, 1993 Jeep Eagle Aloha Bowl
 Most had intercepted:
 4 vs. Ball State, 1989 California Raisin Bowl IX
 Most yards gained:
 531 vs. Michigan State, 2001 Silicon Valley Football Classic
 Highest pct.:
 694 vs. Bowling Green, 1991 California Raisin Bowl XI
 Most touchdowns:
 5, 2x; vs. Air Force, 2000 Silicon Valley Football
 Classic; vs. Virginia, 2004 MPC Computers Bowl

Total Offense

Most plays (passing & rushing):
 88 vs. Colorado, 1993 Jeep Eagle Aloha Bowl
 88 vs. Houston, 2017 Hawai'i Bowl
 Most yards gained:
 560 vs. Michigan State, 2001 Silicon Valley Football Classic

Punting

Most punts: 9 vs. Western Michigan, 1988 California Bowl VIII
 Most yards: 359 vs. USC, 2013 Las Vegas Bowl
 Highest average per punt:
 47.4 vs. Bowling Green, 1985 California Bowl V

Punt Returns

Most punt returns: 13 vs. Drake, 1946 Raisin Bowl
 Most yards returned:
 59 vs. Bowling Green, 1982 California Bowl II

Kickoff Returns

Most kickoff returns:
 8 vs. Air Force, 2000 Silicon Valley Football Classic
 Most return Yards:
 156 vs. vs. Air Force, 2000 Silicon Valley Football Classic

Miscellaneous

Most first downs:
 34 vs. Colorado, 1993 Jeep Eagle Aloha Bowl
 Most first downs rushing: 16 vs. USC, 1992 Freedom Bowl IX
 Most first downs passing:
 25 vs. Colorado, 1993 Jeep Eagle Aloha Bowl
 Most first downs penalty:
 16 vs. Western Michigan, 1988 California Bowl VIII
 Most fumbles:
 8 vs. Arkansas State, 1937 Little All-American Bowl
 Most fumbles lost:
 6 vs. Arkansas State, 1937 Little All-American Bowl; vs.
 Drake, 1946 Raisin Bowl

Scoring

Most touchdowns:
 7 vs. Bowling Green, 1985 California Bowl V
 Most points after touchdown:
 7 vs. Bowling Green, 1985 California Bowl V
 Most field goals:
 4, vs. Houston, 2017 Hawai'i Bowl
 Most points, first half:
 23 vs. Bowling Green, 1985 California Bowl V
 Most points, second half:
 27 vs. Air Force, 2000 Silicon Valley Football Classic
 Most total points:
 51 vs. Bowling Green, 1985 California Bowl V

TEAM DEFENSE

Rushing

Fewest rushes: 28 (2 teams) Tulsa, 2005 Liberty Bowl;
 Washington State, 2022 Jimmy Kimmel LA Bowl
 Fewest net yards: 45 vs. Washington State, 2022 Jimmy Kimmel
 LA Bowl

Passing

Fewest attempts: 13 vs. Drake, 1946 Raisin Bowl
 Fewest completions: 6 vs. Drake, 1946 Raisin Bowl
 Passes intercepted:
 7 vs. Humboldt State, 1968 Camellia Bowl

Total Defense

Fewest rushing & passing plays:
 50 vs. USC, 1992 Freedom Bowl IX
 Fewest yards gained: 147 vs. Drake, 1946 Raisin Bowl

Scoring

Fewest pts allowed: 6, 3x
 vs. Bowling Green, 1961 Mercy Bowl I
 vs. Ball State, 1989 California Bowl IX
 vs. Washington State, 2022 LA Bowl

Miscellaneous

Fewest total first downs: 9 vs. Drake, 1946 Raisin Bowl

INDIVIDUAL BOWL RECORDS

RUSHING

Rushing attempts

Game: 37, Rodney Davis vs. Georgia Tech, 2002 Silicon Valley
 Football Classic III
Career: 51, Bryson Sumlin, Silicon Valley Football Classic III & IV,
 2004 MPC Computers Bowl, 2005 Liberty Bowl

Rushing yards (net)

Game: 212, Ronnie Rivers vs. Arizona State, 2018 Las Vegas Bowl
Career: 243, Wendell Mathis, 2004 MPC Computers Bowl; 2005
 Liberty Bowl

Touchdowns

Game: 3, Stephone Paige vs. Bowling Green, 1982 California
 Bowl II
Career: 4, Jordan Mims; 2021 PUBG Mobile New Mexico Bowl,
 2022 Jimmy Kimmel LA Bowl

PASSING

Pass Attempts

Game: 63, Trent Dilfer vs. Colorado, 1993 Jeep Eagle Aloha Bowl
Career: 123, Paul Pinegar, 2002 Silicon Valley Football Classic
 III, 2003 Silicon Valley Football Classic IV, 2004 MPC Computers
 Bowl, 2005 Liberty Bowl

Pass Completions

Game: 37, Trent Dilfer vs. Colorado, 1993 Jeep Eagle Aloha Bowl
Career: 70, Paul Pinegar, 2002 Silicon Valley Football Classic III,
 2003 Silicon Valley Football Classic IV, 2004 MPC Computers
 Bowl, 2005 Liberty Bowl

Completion Percentage

Game (min. 10): .694, Mark Barsotti vs. Bowling Green, 1991
 California Raisin Bowl XI
Career: .649, Jake Haener; 2021 PUBG Mobile New Mexico Bowl,
 2022 Jimmy Kimmel LA Bowl

Passing yards

Game: 531, David Carr vs. Michigan State, 2001 Silicon Valley
 Football Classic
Career: 992, David Carr, 2000 Silicon Valley Football Classic, 2001
 Silicon Valley Football Classic II

Touchdown passes

Game: 5, (2 players) David Carr vs. Air Force, 2000 Silicon Valley
 Football Classic; Paul Pinegar vs. Virginia, 2004 MPC Computers
 Bowl
Career: 9, David Carr, 2000 Silicon Valley Football Classic, 2001
 Silicon Valley Football Classic II

Passes intercepted

Game: 6, Mel Gustafson vs. Drake, 1946 Raisin Bowl; Rod Hudson
 vs. Humboldt State, 1968 Camellia Bowl
Career: 6, Mel Gustafson, 1946 Raisin Bowl; Rod Hudson, 1968
 Camellia Bowl

Longest pass: 91, Mark Barsotti to Stephen Shelley vs. Ball State,
 1989 California Raisin Bowl IX

RECEIVING

Pass receptions

Game: 15, Stephone Paige vs. Bowling Green, 1982 California
 Bowl II
Career: 24, Rodney Wright, 1999 EA Sports Las Vegas Bowl,
 2000 Silicon Valley Football Classic, 2001 Silicon Valley Football
 Classic

Receiving yards

Game: 299, Rodney Wright, 2001 Silicon Valley Football Classic
Career: 431, Rodney Wright, 1999 EA Sports Las Vegas Bowl,
 2000 Silicon Valley Football Classic, 2001 Silicon Valley Football
 Classic

Touchdown receptions

Game: 2 (7 players), Bernard Berrian, 2000 Silicon Valley
 Football Classic, Jan Barrett, 1961 Mercy Bowl I; Stephone Paige,
 1982 California Bowl; Gene Taylor, 1985 California Bowl; Andre
Alexander, 1988 California Bowl; Tyodus Winans, 1993 Jeep Eagle
 Aloha Bowl; Rodney Wright, 2001, Silicon Valley Football Classic
Career: 2 (6 players), Bernard Berrian, 2000 Silicon Valley
 Football Classic, Jan Barrett, 1961 Mercy Bowl I; Stephone Paige,
 1982 California Bowl; Gene Taylor, 1985 California Bowl; Andre
Alexander, 1988 California Bowl; Tyodus Winans 1993 Jeep Eagle
 Aloha Bowl; Rodney Wright, 2001 Silicon Valley Football
 Classic

Longest reception: 91, Stephen Shelly from Mark Barsotti, 1989
 California Raisin Bowl IX

SCORING

Touchdowns scored

Game: 3, Jordan Mims vs. UTEP, 2021 PUBG Mobile New Mexico
 Bowl; Stephone Paige vs. Bowling Green, 1982 California Bowl II
Career: 5, Jordan Mims vs. UTEP, 2021 PUBG Mobile New Mexico
 Bowl, vs. Washington State, 2022 Jimmy Kimmel LA Bowl

Touchdowns responsible for

Game: 5, (2 players) David Carr vs. Air Force, 2000 Silicon Valley
 Football Classic; Paul Pinegar vs. Virginia, 2004 MPC Computers
 Bowl
Career: 9, David Carr (9 passes) vs. Air Force, 2000 Silicon Valley
 Football Classic; vs. Michigan State, 2001 Silicon Valley Football
 Classic

PAT's made

Game: 7, Barry Belli vs. Bowling Green, 1985 California Bowl V
Career: 12, Asen Asparuhov, Silicon Valley Football Classic I-III

PAT's attempted

Game: 7, Barry Belli vs. Bowling Green, 1985 California Bowl V
Career: 13, Asen Asparuhov, Silicon Valley Football Classic I-III

Field goals attempted

Game: 6, Jimmy Camacho, 2017 Hawai'i Bowl
Career: 6, Jimmy Camacho, 2017 Hawai'i Bowl



FRESNO STATE BOWL GAME RECORDS

Field goals made

Game: 4, [Jimmy Camacho](#), 2017 Hawai'i Bowl

Career: 4, [Jimmy Camacho](#), 2017 Hawai'i Bowl

Longest field goal made

Game: 49, [Brett Visintainer](#), 2004 MPC Computers Bowl

Most two-point conversions

Game: 1, [Terry Carter](#) vs. Bowling Green, 1982 California Bowl II;

Anthony Daigle vs. Colorado, 1993 Jeep Eagle Aloha Bowl

Career: 1, [Terry Carter](#), 1982 California Bowl II; Anthony Daigle, 1993 Jeep Eagle Aloha Bowl

Most two-point attempts

Game: 2, [Trent Dilfer](#) vs. Colorado, 1993 Jeep Eagle Aloha Bowl

Career: 2, [Trent Dilfer](#), 1993 Jeep Eagle Aloha Bowl

Most kicking points

Game: 14, [Jimmy Camacho](#), 2017 Hawai'i Bowl

Career: 21, [Asen Asparuhov](#), Silicon Valley Football Classic I-III

RETURNS

Longest punt return

Game: 41, [Ronnie Rivers](#), 2018 Las Vegas Bowl

Kickoff returns

Game: 5, [Isaiah Burse](#) vs. SMU, 2012 Sheraton Hawai'i Bowl;

[Isaiah Burse](#) vs. Northern Illinois, 2010 uDrove Humanitarian Bowl

Career: 10, [Isaiah Burse](#), 2010 uDrove Humanitarian Bowl, 2012 Sheraton Hawai'i Bowl

Kickoff yards

Game: 131, [Isaiah Burse](#), 2010 uDrove Humanitarian Bowl

Career: 236, [Isaiah Burse](#), 2010 uDrove Humanitarian Bowl, 2012 Sheraton Hawai'i Bowl

Touchdowns from kickoff returns

Game: 0, all teams

Career: 0, all teams

Longest return

Game: 55, [Isaiah Burse](#) vs. Northern Illinois, 2010 uDrove Humanitarian Bowl

PUNTING

Punts

Game: 9, [Lance Oberparleiter](#) vs. Western Michigan, 1988 California Bowl VIII

Career: 17, [Jason Simpson](#), Silicon Valley Football Classic I-III

Average per punt

Game: (min. 5) 47.4 (7 for 332), [Mike Mancini](#) vs. Bowling Green, 1985, California Bowl V

Career: 47.4, [Mike Mancini](#), 1985 California Bowl V

Punting yards

Game: 332, [Mike Mancini](#) vs. Bowling Green, 1985 California Bowl V

Career: 660, [Jason Simpson](#), Silicon Valley Football Classic I-III

Longest punt

Game: 69, [Garrett Swanson](#), vs. USC, 2013 Las Vegas Bowl

DEFENSE

Solo tackles

Game: 13, James Williams vs. Ball State, 1989 California Raisin Bowl IX

Total tackles

Game: 18, (2 players); [Derron Smith](#) vs. USC, 2013 Las Vegas Bowl; [Don Turner](#) vs. Bowling Green, 1982 California Bowl II

Sacks

Game: 3, (2 players); [Clyde Glover](#) vs. Bowling Green, 1982

California Bowl II; [Greg Ramsey](#) vs. Bowling Green, 1985

California Bowl V

Career: 3, (2 players); [Clyde Glover](#) vs. Bowling Green, 1982

California Bowl II; [Greg Ramsey](#) vs. Bowling Green, 1985

California Bowl V

Interceptions

Passes intercepted

Game: 2, (3 players); [Rod Webster](#) vs. Bowling Green, 1985

California Bowl V; [Dee Meza](#) vs. Georgia Tech, 2002 Silicon Valley

Football Classic III; [Sean Alston](#), 2012 Sheraton Hawai'i Bowl

Career: 2, (3 players); [Rod Webster](#), 1985 California Bowl; [Dee](#)

[Meza](#) vs. Georgia Tech, 2002 Silicon Valley Football Classic III;

[Sean Alston](#), 2012 Sheraton Hawai'i Bowl

Interception yards

Game: 70, [Anthoula "Tank" Kelly](#) vs. Arizona State, 2018 Las Vegas Bowl

Career: 70, [Anthoula "Tank" Kelly](#) vs. Arizona State, 2018 Las Vegas Bowl

Most touchdowns

Game: 1, (5 players); [Anthoula "Tank" Kelly](#) vs. Arizona State,

2018 Las Vegas Bowl; [Jaron Bryant](#) vs. Houston, 2017 Hawai'i

Bowl; [Derron Smith](#) vs. USC, 2013 Las Vegas Bowl; [Ron Cox](#) vs.

Ball State, 1989 California Raisin Bowl IX; [Dee Meza](#), 2002 Silicon

Valley Football Classic III

Career: 1, (5 players); [Anthoula "Tank" Kelly](#) vs. Arizona State,

2018 Las Vegas Bowl; [Jaron Bryant](#) vs. Houston, 2017 Hawai'i

Bowl; [Derron Smith](#) vs. USC, 2013 Las Vegas Bowl; [Ron Cox](#) vs.

Ball State, 1989 California Raisin Bowl IX; [Dee Meza](#), 2002 Silicon

Valley Football Classic III

PURDUE



Sept. 2, 2023
West Lafayette, Ind.

General Information

Location.....West Lafayette, Ind.
 Founded.....1869
Enrollment.....
 Nickname.....Boilermakers
 Colors.....Old Gold and Black
 Affiliation.....NCAA Div. I FBS
 Conference.....Big Ten
 President.....Dr. Mung Chiang
 Athletic Director.....Mike Bobinski

Stadium Information

Stadium.....Ross-Ade Stadium
 Capacity.....57,282
 Surface.....Natural Grass

Coaching Staff

Head Coach.....Ryan Walters
 Career Record (Yrs).....0-0 (1st Season)
 At School (Yrs).....0-0 (1st Season)
 Assistant Coaches
 Cory Patterson.....Assoc. HC/WR
 Graham Harrell.....OC
 Kevin Kane.....DC
 Sam Carter.....CB
 Lamar Conard.....RB
 Joe Dineen.....OLB
 Seth Doege.....TE
 Brick Haley.....DL
 Marcus Johnson.....OL
 Grant O'Brien.....S

Team Information

2022 Record.....8-6
 Conference Record/Finish.....6-3 (1st in West)
Basic Offense.....
Basic Defense.....
 Lettermen Returning/Lost.....
 Starters Returning/Lost.....

Sports Information

Football SID.....Adam Kuffner
 Office.....494-3196
 E-Mail.....kuffner@purdue.edu

2023 Schedule

Date	Opponent	Time
9/2	Fresno State	12 p.m.
9/9	at Virginia Tech	12 p.m.
9/16	Syracuse	7:30 p.m.
9/22	Wisconsin*	7 p.m.
9/30	Illinois*	TBA
10/7	at Iowa*	TBA
10/14	Ohio State*	TBA
10/28	at Nebraska*	TBA
11/4	at Michigan*	TBA
11/11	Minnesota*	TBA
11/18	at Northwestern*	TBA
11/25	Indiana*	TBA

-All Times ET
 *Big Ten Conference Game

EASTERN WASHINGTON



Sept. 9, 2023
Fresno, Calif.

General Information

Location.....Cheney, Wash.
 Founded.....1882
 Enrollment.....10,892
 Nickname.....Eagles
 Colors.....Red and White
 Affiliation.....NCAA Div. I FCS
 Conference.....Big Sky
 President.....Dr. Shari McMahan
 Athletic Director.....Tim Collins

Stadium Information

Stadium.....Roos Field
 Capacity.....8,600
 Surface.....AstroTurf

Coaching Staff

Head Coach.....Aaron Best
 Career Record (Yrs).....44-25 (5)
 At School (Yrs).....44-25 (5)
 Assistant Coaches
 Jim Chapin.....OC/QB
 Jeff Copp.....DC
 Marc Anderson.....Assoc. HC/TE
 Zach Bruce.....S
 Brandon Johnson-Farrell.....RB
 Hayden Mace.....OL
 Jeff McDaniels.....WR
 Wes Nurse.....CB
 Eric Sanders.....LB
 Matt Ulrich.....DL

Team Information

2022 Record.....3-8
 Conference Record/Finish.....2-6 (8th)
Basic Offense.....
Basic Defense.....
 Lettermen Returning/Lost.....
 Starters Returning/Lost.....

Sports Information

Football SID.....Brian Cobb
 Office.....509-359-6333
 E-Mail.....bcobb4@ewu.edu

2023 Schedule

Date	Opponent	Time
9/2	vs North Dakota State	12:30 p.m.
9/9	at Fresno State	TBA
9/16	Southeastern Louisiana	TBA
9/23	at UC Davis*	TBA
9/30	Idaho*	TBA
10/14	at Idaho State*	3 p.m.
10/21	Weber State*	TBA
10/28	at Portland State*	1 p.m.
11/4	Cal Poly*	TBA
11/11	at Montana State*	12 p.m.
11/18	Northern Arizona*	TBA

- All Times PT
 * Big Sky Conference Game

ARIZONA STATE



Sept. 16, 2023
Tempe, Ariz.

General Information

Location.....Tempe, Ariz.
 Founded.....
 Enrollment.....140,759
 Nickname.....Sun Devils
 Colors.....Maroon and Gold
 Affiliation.....NCAA Div. I FBS
 Conference.....Pac-12
 President.....Dr. Michael Crow
 VP for University Athletics.....Ray Anderson

Stadium Information

Stadium.....Frank Kush Field/Sun Devil Stadium
 Capacity.....53,599
 Surface.....Natural Grass

Coaching Staff

Head Coach.....Kenny Dillingham
 Career Record (Yrs).....0-0 (1st Season)
 At School (Yrs).....0-0 (1st Season)
 Assistant Coaches
 Charlie Ragle.....Assist. HC/STC
 Beau Baldwin.....OC/QB
 Brian Ward.....DC
 Ra'Shaad Samples.....WR
 Shaun Aguano.....RB
 Saga Tuitele.....OL
 A.J. Cooper.....LB
 Bryan Carrington.....CB
 Vince Amey.....DL
 Jason Mohns.....TE

Team Information

2022 Record.....3-9
 Conference Record/Finish.....2-7 (10th)
Basic Offense.....
Basic Defense.....
 Lettermen Returning/Lost.....
 Starters Returning/Lost.....

Sports Information

Football SID.....Jeremy Hawkes
 Office.....520-403-0121
 E-Mail.....jdhawkes@asu.edu

2023 Schedule

Date	Opponent	Time
8/31	Southern Utah	7 p.m.
9/9	Oklahoma State	7:30 p.m.
9/16	Fresno State	7:30 p.m.
9/23	USC*	TBA
9/30	at Cal*	TBA
10/7	Colorado*	TBA
10/21	at Washington*	TBA
10/28	Washington State*	TBA
11/4	at Utah*	TBA
11/11	at UCLA*	TBA
11/18	Oregon*	TBA
11/25	Arizona*	TBA

- All Times MT
 * Pac-12 Conference Game

KENT STATE



Sept. 23, 2023
Fresno, Calif.

General Information

Location.....Kent, Ohio
 Founded.....1910
 Enrollment.....38,323
 Nickname.....Golden Flashes
 Colors.....Navy Blue and Gold
 Affiliation.....NCAA Div. I FCS
 Conference.....Mid-American
 President.....Dr. Todd Diacon
 Athletic Director.....Randale L. Richmond

Stadium Information

Stadium.....Dix Stadium
 Capacity.....25,319
 Surface.....FieldTurf

Coaching Staff

Head Coach.....Kenny Burns
 Career Record (Yrs).....0-0 (1st Season)
 At School (Yrs).....0-0 (1st Season)
 Assistant Coaches
 Colin Ferrell.....Assist. HC/DL
 Matt Johnson.....OC/QB
 Matt Limegrover.....Co-OC/OL
 Mark Carney.....IWR/TE
 Mark Watson.....RB
 Nick Faus.....WR
 Dave Duggan.....DC/LB
 Kody Morgan.....S/STC
 CJ Cox.....CB
 CJ Robbins.....Rush Ends

Team Information

2022 Record.....5-7
 Conference Record/Finish.....4-4 (4th in East)
Basic Offense.....
Basic Defense.....
 Lettermen Returning/Lost.....
 Starters Returning/Lost.....

Sports Information

Football SID.....Dan Griffin
 Office.....330-672-8468
 E-Mail.....dgriff34@kent.edu

2023 Schedule

Date	Opponent	Time
8/31	at UCF	7 p.m.
9/9	at Arkansas	4 p.m.
9/16	Central Connecticut State	12 p.m.
9/23	at Fresno State	10:30 p.m.
9/30	Miami (OH)*	TBA
10/7	at Ohio University*	TBA
10/14	at Eastern Michigan*	TBA
10/21	University at Buffalo*	3:30 p.m.
11/1	at Akron*	TBA
11/8	Bowling Green*	TBA
11/18	at Ball State*	TBA
11/25	Northern Illinois*	TBA

- All Times ET
 * MAC Conference Game



NEVADA



Sept. 30, 2023
Fresno, Calif.

General Information

Location.....Reno, Nev.
 Founded.....1874
 Enrollment.....21,657
 Nickname.....Wolf Pack
 Colors.....Navy Blue and Silver
 Affiliation.....NCAA Division I - FBS
 Conference.....Mountain West
 President.....Brian Sandoval
 Athletic Director.....Stephanie Rempel

Stadium Information

Stadium.....Mackay Stadium
 Capacity.....27,000
 Surface.....FieldTurf

Coaching Staff

Head Coach.....Ken Wilson
 Career Record (Yrs).....2-10 (1)
 At School (Yrs).....2-10 (1)
 Assistant Coaches
 Vai Taua.....Assist. HC/RB
 Derek Sage.....OC/TE
 Kwame Agyeman.....Co-DC/S
 Mike Bethea.....Co-DC/LB
 Nate Costa.....QB
 Michael Barton.....STC/OLB
 Angus McClure.....OL
 Al Lapuaho.....DL
 Jalen Ortiz.....CB
 Anthony Arceneaux.....WR

Team Information

2022 Record.....2-10
 Conference Record/Finish.....0-8/6th in West
 Basic Offense.....
 Basic Defense.....
 Lettermen Returning/Lost.....
 Starters Returning/Lost.....

Sports Information

Football SID.....Aaron Juarez
 Office.....208-982-0040
 E-Mail.....aaronjuarez@unr.edu

2023 Schedule

Date	Opponent	Time
9/2	at USC	3:30 p.m.
9/9	Idaho	4 p.m.
9/16	Kansas	7:30 p.m.
9/23	at Texas State	TBA
9/30	at Fresno State*	TBA
10/14	UNLV*	2 p.m.
10/21	at San Diego State*	TBA
10/28	New Mexico*	7:30 p.m.
11/4	Hawai'i*	TBA
11/11	at Utah State*	TBA
11/18	at Colorado State*	12 p.m.
11/25	Wyoming*	6 p.m.

- All Times PT
 * MW Conference Game

WYOMING



Oct. 7, 2023
Laramie, Wyo.

General Information

Location.....Laramie, Wyo.
 Founded.....1886
 Enrollment.....11,100
 Nickname.....Cowboys
 Colors.....Brown and Gold
 Affiliation.....NCAA Division I - FBS
 Conference.....Mountain West
 President.....Dr. Edward Seidel
 Athletic Director.....Tom Burman

Stadium Information

Stadium.....War Memorial Stadium
 Capacity.....29,181
 Surface.....FieldTurf

Coaching Staff

Head Coach.....Craig Bohl
 Career Record (Yrs).....156-88 (20)
 At School (Yrs).....52-56 (9)
 Assistant Coaches
 Mike Grant.....Assoc. HC/WR
 Oscar Giles.....Assoc. HC/DT
 Tim Polasek.....OC/QB
 Jay Sawvel.....DC/S
 Aaron Bohl.....LB
 Benny Boyd.....CB/Co-STC
 Gordie Haug.....Exec. Recruiting Director/RB
 Brian Hendricks.....DE
 Joe Tripodi.....OL
 Shannon Moore.....TE/FB/Co-STC

Team Information

2022 Record.....7-6
 Conference Record/Finish.....5-3/T2nd in Mountain
 Basic Offense.....
 Basic Defense.....
 Lettermen Returning/Lost.....
 Starters Returning/Lost.....

Sports Information

Football SID.....Tim Harkins
 Office.....307-766-2321
 E-Mail.....tharkins@uwyo.edu

2023 Schedule

Date	Opponent	Time
9/2	Texas Tech	5:30 p.m.
9/9	Portland State	2 p.m.
9/16	Kansas	6 p.m.
9/23	Appalachian State	5 p.m.
9/30	New Mexico*	2 p.m.
10/7	Fresno State*	TBA
10/14	at Air Force*	5 p.m.
10/28	at Boise State*	TBA
11/3	Colorado State*	6 p.m.
11/10	at UNLV*	8:45 p.m.
11/18	Hawai'i*	12 p.m.
11/25	at Nevada*	7 p.m.

- All Times MT
 * MW Conference Game

UTAH STATE



Oct. 13, 2023
Logan, Utah

General Information

Location.....Logan, Utah
 Founded.....1888
 Enrollment.....27,691
 Nickname.....Aggies
 Colors.....Navy Blue, White & Pewter Gray
 Affiliation.....NCAA Division I - FBS
 Conference.....Mountain West
 President.....Noelle Cockett
 Interim Athletic Director.....Jerry Bovee

Stadium Information

Stadium.....Maverik Stadium
 Capacity.....25,100
 Surface.....AstroTurf

Coaching Staff

Head Coach.....Blake Anderson
 Career Record (Yrs).....68-47 (9)
 At School (Yrs).....17-10 (2)
 Assistant Coaches
 Blake Anderson.....OC/QB
 Joe Cauthen.....DC
 Nick Paremski.....STC
 Kyle Cefalo.....Co-OC/WR
 DJ Tialavea.....TE
 Mike Zuckerman.....LB
 Tevita Finau.....DL
 Cooper Bassett.....OL
 Mitchell White.....Sec
 Rodney Freeman II.....RB

Team Information

2022 Record.....6-7
 Conference Record/Finish...5-3/4th in Mountain
 Basic Offense.....
 Basic Defense.....
 Lettermen Returning/Lost.....
 Starters Returning/Lost.....

Sports Information

Football SID.....Doug Hoffman
 Office.....435-797-3714
 E-Mail.....doug.hoffman@usu.edu

2023 Schedule

Date	Opponent	Time
9/2	at Iowa	10 a.m.
9/9	Idaho State	TBA
9/15	at Air Force*	6 p.m.
9/23	JMU	TBA
9/30	at UConn	10 a.m.
10/7	Colorado State*	TBA
10/13	Fresno State*	6 p.m.
10/21	at San Jose State*	5 p.m.
11/4	at San Diego State*	TBA
11/11	Nevada*	TBA
11/18	Boise State*	5 p.m.
11/24	at New Mexico*	1:30 p.m.

- All Times MT
 * MW Conference Game

UNLV



Oct. 28, 2023
Fresno, Calif.

General Information

Location.....Las Vegas, Nev.
 Founded.....1957
 Enrollment.....30,679
 Nickname.....Rebels
 Colors.....Scarlet and Gray
 Affiliation.....NCAA Division I - FBS
 Conference.....Mountain West
 President.....Keith E. Whifield
 Athletic Director.....Erick Harper

Stadium Information

Stadium.....Allegiant Stadium
 Capacity.....65,000
 Surface.....FieldTurf

Coaching Staff

Head Coach.....Barry Odum
 Career Record (Yrs).....25-25 (4)
 At School (Yrs).....0-0 (1st Season)
 Assistant Coaches
 Mike Scherer.....DC/LB
 Brennan Marion.....OC/QB
 James Shibest.....STC
 Vance Vice.....OL
 Cornell Ford.....RB
 Del Alexander.....WR
 Nate Longshore.....TE
 Ricky Logo.....DL
 Akeem Davis.....CB
 Damon Magazu.....S

Team Information

2022 Record.....5-7
 Conference Record/Finish.....3-5/4th in West
 Basic Offense.....
 Basic Defense.....
 Lettermen Returning/Lost.....
 Starters Returning/Lost.....

Sports Information

Football SID.....Mark Wallington
 Office.....702-895-4472
 E-Mail.....mark.wallington@unlv.edu

2023 Schedule

Date	Opponent	Time
9/2	Bryant	1 p.m.
9/9	at Michigan	12:30 p.m.
9/16	Vanderbilt	4 p.m.
9/23	at UTEP	6 p.m.
9/30	Hawai'i*	1 p.m.
10/14	at Nevada*	2 p.m.
10/21	Colorado State*	4 p.m.
10/28	at Fresno State*	TBA
11/4	at New Mexico*	TBA
11/10	Wyoming*	7:45 p.m.
11/18	at Air Force*	12:30 p.m.
11/25	San Jose State*	12 p.m.

- All Times PT
 * MW Conference Game

BOISE STATE



**Nov. 4, 2023
Fresno, Calif.**

General Information

Location Boise, Id.
 Founded 1932
 Enrollment 25,829
 Nickname Broncos
 Colors Blue and Orange
 Affiliation NCAA Div-I FBS
 Conference Mountain West
 President Dr. Marlene Tromp
 Athletic Director Jeremiah Dickey

Stadium Information

Stadium Albertsons Stadium
 Capacity 35,944
 Surface FieldTurf

Coaching Staff

Head Coach Andy Avalos
 Career Record (Yrs) 17-9 (3)
 At School (Yrs) 17-9 (3)
 Assistant Coaches
 Erik Chinander Assist. HC/DL
 Spencer Danielson DC/ILB
 Bush Hamdan OC/QB
 Demario Warren CB
 Kane Ioane Co-DC/Saf.
 Jabril Frazier Edge
 Keith Bhonapha RB/ST
 Tim Keane OL
 Matt Miller WR
 James Montgomery RB
 Nate Potter TE

Team Information

2022 Record 10-4
 Conference Record/Finish 8-0/1st in Mountain
 Basic Offense
 Basic Defense
 Lettermen Returning/Lost
 Starters Returning/Lost

Sports Information

Football SID Craig Lawson
 Office 509-432-9063
 E-Mail craiglawson@boisestate.edu

2023 Schedule

Date	Opponent	Time
9/2	at Washington	1:30 p.m.
9/9	UCF	5 p.m.
9/16	North Dakota	10 a.m.
9/22	at San Diego State*	8:30 p.m.
9/30	at Memphis	TBA
10/7	San Jose State*	6 p.m.
10/14	at Colorado State*	TBA
10/28	Wyoming*	TBA
11/4	at Fresno State*	8 p.m.
11/11	New Mexico*	TBA
11/18	at Utah State*	5 p.m.
11/24	Air Force*	2 p.m.

- All Times MT
 * MW Conference Game

SAN JOSE STATE



**Nov. 11, 2023
San Jose, Calif.**

General Information

Location San Jose, Calif.
 Founded 1857
 Enrollment 32,157
 Nickname Spartans
 Colors Gold, White and Blue
 Affiliation NCAA Div-I FBS
 Conference Mountain West
 President Dr. Cynthia Teniente-Matson
 Athletic Director Jeff Konya

Stadium Information

Stadium CEFCU Stadium
 Capacity 21,520
 Surface FieldTurf

Coaching Staff

Head Coach Brett Brennan
 Career Record (Yrs) 27-42 (6)
 At School (Yrs) 27-42 (6)
 Assistant Coaches
 Derrick Odum OC/QB
 Kevin McGiven OC/QB
 Alonzo Carter Assist. HC/RB
 Matt Adkins TE
 Rob Christoff OLB
 Josh Oglesby OL
 Eric Scott WR
 Joe Seumalo DL
 Chip Viney CB
 Scott White LB

Team Information

2022 Record 7-5
 Conference Record/Finish 5-3/2nd in West
 Basic Offense
 Basic Defense
 Lettermen Returning/Lost
 Starters Returning/Lost

Sports Information

Football SID Sky Kerstein
 Office 703-597-4950
 E-Mail sky.kerstein@sjsu.edu

2023 Schedule

Date	Opponent	Time
8/26	at USC	5 p.m.
9/3	Oregon State	12:30 p.m.
9/9	Cal Poly	TBA
9/16	at Toledo	4 p.m.
9/22	Air Force*	7:30 p.m.
10/7	at Boise State*	5 p.m.
10/14	at New Mexico*	TBA
10/21	Utah State*	4 p.m.
10/28	at Hawai'i*	9 p.m.
11/11	Fresno State*	7:30 p.m.
11/18	San Diego State*	7:30 p.m.
11/25	at UNLV*	12 p.m.

- All Times PT
 * MW Conference Game

NEW MEXICO



**Nov. 18, 2023
Fresno, Calif.**

General Information

Location Albuquerque, N.M.
 Founded 1889
 Enrollment 21,638
 Nickname Lobos
 Colors Cherry and Silver
 Affiliation NCAA Div-I FBS
 Conference Mountain West
 President Dr. Garnett Stokes
 Athletic Director Eddie Nuñez

Stadium Information

Stadium University Stadium
 Capacity 39,224
 Surface FieldTurf

Coaching Staff

Head Coach Danny Gonzales
 Career Record (Yrs) 5-14 (2)
 At School (Yrs) 5-14 (2)
 Assistant Coaches
 Bryant Vincent OC/QB
 Jamie Christian STC/RB
 Cam Blankenship OL
 Jerome Haywood DL
 David Howes S
 Troy Reffett DC/CB
 Heath Ridenour QB
 Jake Rothschiller LB
 Joe Scelfo TE
 Cornelius Williams WR

Team Information

2022 Record 2-10
 Conference Record/Finish 0-8/6th in Mountain
 Basic Offense
 Basic Defense
 Lettermen Returning/Lost
 Starters Returning/Lost

Sports Information

Football SID Frank Mercogliano
 Office 505-410-4844
 E-Mail fmercog@unm.edu

2023 Schedule

Date	Opponent	Time
9/2	at Texas A&M	5 p.m.
9/9	Tennessee Tech	TBA
9/16	New Mexico State	TBA
9/23	at UMass	TBA
9/30	at Wyoming*	2 p.m.
10/14	San Jose State*	TBA
10/21	Hawai'i*	TBA
10/28	at Nevada*	8:30 p.m.
11/4	UNLV*	TBA
11/11	at Boise State*	TBA
11/18	at Fresno State*	TBA
11/24	Utah State*	1:30 p.m.

- All Times MT
 * MW Conference Game

SAN DIEGO STATE



**Nov. 25, 2023
San Diego, Calif.**

General Information

Location San Diego, Calif.
 Founded 1897
 Enrollment 33,870
 Nickname Aztecs
 Colors Scarlet and Black
 Affiliation NCAA Div-I FBS
 Conference Mountain West
 President Dr. Adela de la Torre
 Athletic Director John David Wicker

Stadium Information

Stadium Snapdragon Stadium
 Capacity 35,000
 Surface Natural Grass

Coaching Staff

Head Coach Brady Hoke
 Career Record (Yrs) 101-82 (15)
 At School (Yrs) 36-24 (4)
 Assistant Coaches
 Ryan Lindley OC/QB
 Kurt Mattix DC/LB
 Jimmy Beal RB
 Doug Deakin STC
 Savai'i Eselu TE
 Bojay Filimoeatu DL
 Mike Goff OL
 Kyle Hoke S
 Jonathan Krause WR
 Demetrius Sumler CB

Team Information

2022 Record 7-6
 Conference Record/Finish 5-3/3rd in West
 Basic Offense
 Basic Defense
 Lettermen Returning/Lost
 Starters Returning/Lost

Sports Information

Football SID Jamie McConeghy
 Office 619-594-4348
 E-Mail jmcconeg@sdsu.edu

2023 Schedule

Date	Opponent	Time
8/26	Ohio	4 p.m.
9/2	Idaho State	7:30 p.m.
9/9	UCLA	4:30 p.m.
9/16	at Oregon State	12:30 p.m.
9/22	Boise State*	7:30 p.m.
9/30	at Air Force*	5 p.m.
10/14	at Hawai'i*	8 p.m.
10/21	Nevada*	TBA
11/4	Utah State*	TBA
11/11	at Colorado State*	4 p.m.
11/18	at San Jose State*	7:30 p.m.
11/25	Fresno State*	TBA

- All Times PT
 * MW Conference Game



MEDIA INFORMATION

FRESNO STATE FOOTBALL COMMUNICATIONS TEAM



SAVANNAH STOECKLE

Assistant Director of Strategic Communications
(Football - Primary)
 Office: 559-278-4645
 E-mail: sstockle@mail.fresnostate.edu



STEPHEN TREMBLEY

Director of Strategic Communications
 Office: 559-278-6178
 E-mail: strembley@mail.fresnostate.edu



FRANK PUCHER

Senior Associate Athletics Director for External Relations
 Office: 559-278-8006
 E-mail: fpucher@mail.fresnostate.edu

FRESNO STATE ATHLETIC COMMUNICATIONS

Mailing Address:
 5305 N. Campus Drive MS 27
 Office NG101
 Fresno, CA 93740

MEDIA/PHOTO CREDENTIALS

Requests for media and/or photo credentials should be submitted via email to Savannah Stoeckle at sstockle@csufresno.edu within 48 hours of game day. Since space is limited in the press box, accommodations are on the following priority basis: daily newspapers, originating radio and television stations, national weekly or monthly publications, electronic media outlets, local and regional television crews. Priority is granted to full-time employees of media entities that cover Fresno State football on a regular basis, which includes coverage of press conferences, open practices, home and road games and to visiting media members.

Freelance and amateur photographers not on assignment are not eligible for photo credentials, except with prior approval from the Fresno State Athletics Communications Office.

Note: Websites that sponsor message boards, message centers or chat rooms where people are allowed to post anonymous information will not be issued credentials. If a medium has an online site that sponsors these anonymous forums, they may continue to receive credentials under its traditional medium (newspaper, magazine, radio, television), but will not be granted additional passes for online staff.

CREDENTIAL PICK-UP & WILL CALL

Credentials may be picked up at Jeff Tedford's weekly press conference on Monday morning or by contacting Savannah Stoeckle in the Athletics Communications Office prior to the day of the game. On game days, credentials may be picked up at media will call. Non-working individuals will not be permitted in the press box.

WEEKLY RELEASE

Fresno State's weekly release and statistical package, which includes notes and two-deep charts, is available each Monday during the football season at GoBulldogs.com. If you would like to be added to the Bulldog football email list to receive breaking news about the team, please contact Savannah Stoeckle.

MOUNTAIN WEST MEDIA INFORMATION

Stuart Buchanan, Mountain West Assistant Commissioner for Communications, will handle all information related to football at the Mountain West. He may be reached via email at sbuchanan@themw.com.

WEEKLY MEDIA AVAILABILITY

(for traditional Saturday game weeks)

SUNDAY	MONDAY	TUESDAY	WEDNESDAY	THURSDAY	FRIDAY	SATURDAY
No media availability	11:00 a.m. PT press conference held by Coach Tedford	Players Day - all student-athletes that meet the team rules will be made available after practice for interviews.	Select assistant coaches available after practice for interviews. No player availability.	Head coach Jeff Tedford will be available for media after practice.	No media availability	Coach Tedford and select players will be available for interviews postgame.

gobulldogs.com



INTERVIEW POLICY

Requests for interviews with players and coaches should be made through the Fresno State Athletic Communications Office and should be made at least 24 hours in advance to ensure availability. Student-athletes who have not participated in a game for Fresno State are not eligible for media interviews.

PHOTO REQUESTS

All requests for use of Bulldog football photos for television networks or print publications, please contact Savannah Stoeckle. If granted, all photos must have proper attribution to Fresno State Athletics.

All interviews for Bulldog players and coaches will be coordinated through the Fresno State Athletics Communications Office. Student-athletes that have not participated in a game are not allowed to speak to the media, per team rules.

JEFF TEDFORD'S WEEKLY MEDIA PRESS CONFERENCE

Jeff Tedford's weekly media conference will be held at 11 a.m. in the Josephine Theater of the Duncan Building on Monday's during the football season. The conference is open to only credentialed media members. The media conference can be viewed live or on an archive via the Mountain West Network, located at gobulldogs.com.

WEEKLY COACHES SHOW

Fresno State head coach Jeff Tedford will join host Paul Loeffler on Fox Sports 1430. Listen live on Wednesdays from 6-7 p.m. The show will be live weekly from The Point Patio Bar and Grill (northwest corner of Willow and Nees) on Wednesday.

VALLEY CHILDREN'S STADIUM PRESS BOX

The Valley Children's Stadium press box is located on the west side of the stadium above the seating bowl on the second level. The press box opens three hours prior to kickoff and remains open three hours after the game.

Complete team and individual statistics by quarter, play-by-play and postgame statistical packages will be provided to each member of the working media of the press box. After the conclusion of the game, final statistics will be delivered to the Duncan Building interview room as soon as they are available.

Valley Children's Stadium offers wireless internet connectivity on gameday. Please check with the Fresno State strategic communications staff to acquire the necessary username and passwords for access.

POSTGAME INTERVIEWS AT VALLEY CHILDREN'S STADIUM

Head coach Jeff Tedford and select players will be available in the Josephine Theater of the Duncan Building for a postgame media conference. No interviews will take place on the field unless permitted by the Fresno State Athletics Strategic Communications staff. Postgame quotes will be made available to the working media after the game and will be posted on Fresno State's official website, GoBulldogs.com. The Fresno State locker and training rooms are closed to the media.

PHOTO REGULATIONS

NCAA regulations limit the shooting of photos to an area outside a five-foot restraining area surrounding the playing field. Photographers must shoot from behind the white lines between the 20-yard line and the back of the end zone on either side of the field, and stay completely out of the team boxes on the sideline. The Fresno State Athletics Department reserves all commercial and non-commercial rights to the use of film, videotapes and still photographs of its athletics events, student-athletes, staff and facilities. A work room for photographers is located in the Ricchiuti Academic Center and can be accessed through the Student-Athlete Village.

FRESNO STATE FOOTBALL PRACTICES

Practices will be held on both the grass practice field that is directly southwest of Bulldog Stadium as well as the stadium itself - practices are anticipated to be held on the grass field for the first two weeks. Some days the team will move back and forth between the stadium and the practice fields. The media will be allowed in for roughly the first 30 minutes of practice, or until the Bulldogs complete their stretch and individual periods of practice. Media outlets will be allowed to gather b-roll and photos during that time, but they must stay off the field either at the base of the berm on the grass practice field or behind the white dotted lines if in the stadium. The media will be allowed back inside the given practice area once practice is over to conduct interviews.

All practices are closed to the general public.





SAÚL JIMÉNEZ-SANDOVAL

FRESNO STATE PRESIDENT

Saúl Jiménez-Sandoval has roots in Fowler, a city 15 minutes south of Fresno, and his commitment to the region and higher education form part of his personal mission to promote the region's economic and cultural ascendancy. Dr. Jiménez-Sandoval is an immigrant to the San Joaquin Valley, having arrived in the region from Mexico as a 10-year-old. He worked in his father's small farm, and grew to appreciate the many cultures, languages and communities of the Valley.

Prior to his administrative appointments, Dr. Jiménez-Sandoval taught at Fresno State for almost 15 years. His area of expertise is Spanish and Portuguese poetry, and he has published on authors from Cuba, Mexico, Spain and Portugal. His commitment to student success is evident in his successful direction of 30 M.A. theses and numerous M.A. projects (only four Spanish M.A. theses and projects had been completed prior to his arrival). Dr. Jiménez-Sandoval has a deep faith in the potential of our gifted students, and works tirelessly to promote their growth and success.

Dr. Jiménez-Sandoval is most inspired by Fresno State's power to transform the individual in ways that promote their unique skills and talents and encourage their bold contributions to the greater good. He is proud of Fresno State's status as a national leader in recruiting, supporting and graduating students from diverse backgrounds. In 2020, Fresno State was ranked No. 26 in the nation by Washington Monthly, and has been recognized by U.S. News and World Report as one of the top three best public national universities for graduation-rate performance five years in a row. Fresno State was also ranked No. 40 in Money Magazine's Best Public Colleges, and No. 7 for Most Transformative College, because it is a school, "where students beat the odds by doing better than would be expected from their academic and economic backgrounds."

Dr. Jiménez-Sandoval served as Dean of Arts and Humanities before his appointment as Provost and Vice President of Academic Affairs in 2019. One of his first unique steps as Provost was to undertake visits with every academic department on campus during his first year. Meeting most of the faculty and staff at Fresno State has provided Dr. Jiménez-Sandoval with a sense of the history of the disciplines, as well as an appreciation for current initiatives and research. This awareness constitutes a solid foundation of envisioning the next level of academic excellence at Fresno State.

Dr. Jiménez-Sandoval takes mentoring of campus leaders personally, and has engaged in mentoring, through established programs and informally, for aspiring leaders from every College and School at Fresno State.

Dr. Jiménez-Sandoval received dual B.A.s (cum laude), in History and in Spanish, from the University of California, Irvine. His M.A. and Ph.D. are in Spanish literatures, also from UC Irvine. He subsequently successfully completed an advanced seminar on critical theory at Cornell's School of Criticism and Theory.

Dr. Jiménez-Sandoval has completed seminars on various aspects of higher education:

- George Blumenthal Scholar, Inaugural class. Mentorship in Executive Leadership. University of California, Berkeley (2020). Virtual.
- Presidential Leadership Academy, Inaugural Class. HACU. Chicago, IL (2019). His Proyecto Transformativo was one of three selected for presentation at the national conference.
- Becoming a Provost Academy. American Association of State Colleges and Universities. Minneapolis, MN (2019). Mentor: Linda Bleicken.
- Millennium Leadership Initiative Institute. American Association of State Colleges and Universities. Washington, DC (2018). Year-long Mentors: President Donald Betz and President Emeritus Doug Whitlock.
- Minority Serving Institutions Aspiring Leaders. University of Pennsylvania Graduate School of Education. Philadelphia, PA (2018). Year-long Mentor: President Mildred García.
- Executive Leadership Academy Alumni Retreat, University of California, Berkeley (2018). Mentor: President Emerita Josefina Castillo-Baltodano.
- American Council on Education (ACE), Spectrum Aspiring Leaders Program, Chicago, IL (2015).
- Executive Leadership Academy, University of California, Berkeley (2015). Mentor: President Emerita Josefina Castillo-Baltodano.

Dr. Jiménez-Sandoval's leadership has been recognized in various ways. He serves on a number of boards, including the Mountain West Athletic Conference Board, University High (Fresno) Board of Directors and California Teaching Fellows Foundation. He received the Horizon Award's Excellence in the Arts by the Fresno Art Council in 2019, was inducted into the Phi Kappa Phi honor society in 2016, and, as a faculty member, received the Provost's Award for Graduate Teaching and Mentoring in 2012-13.

Dr. Jiménez-Sandoval is committed to the Central Valley region, and is proud that all of his academic career has been invested in promoting the enrichment of our students and region. With deep roots in the Valley and a strong connection to agriculture and the arts, he is committed to Fresno State and the valley community. He and his wife, Dr. Mariana Anagnostopoulos, happily make Fresno their home with their two sons, Arion and Leo.



TERRY TUMEJ
DIRECTOR OF ATHLETICS

Terrance J. "Terry" Tumej was appointed Fresno State's Director of Athletics on June 21, 2018 and officially started in his position on Aug. 1, 2018.

During his tenure at Fresno State, the department has been committed to supporting and holistically preparing every Bulldog student-athlete for long-term success, while also launching a comprehensive Pride of the Valley campaign, which encompassed all sports in an effort to encapsulate and enhance the pride the community has for its Valley team.

The Bulldogs have won 11 team conference championships since 2018 with conference titles in football (2018), men's tennis (2019 - tournament), baseball (2019 - regular season and tournament), women's basketball (2019-20 - regular season), softball (2021 - regular season), women's water polo (2021 - regular season and tournament & 2022 - regular season and tournament) and women's tennis (2022 - regular season).

The competitive success for Fresno State's athletic programs also resulted in a rise in the Learfield Directors' Cup Standings, including finishing 95th nationally in 2020-21, the department's best finish since 2010-11.

With 18 sports and approximately 350 students receiving athletic aid, and the increasing annual cost of attendance, the Bulldog Foundation, under the leadership of Tumej, reported the second-highest fiscal year total in Fresno State Athletics history recently - \$7,894,795 in 2019-20 - climbing 15 percent from the previous fiscal year. The fundraising growth comes on the heels of the Bulldog Foundation's record 2019 membership campaign, which included a 12 percent growth from the previous year to \$4.48 million for the annual scholarship fund and a 21 percent growth in membership, which now exceeds greater than 3,100 members, while entering into a 10-year, \$10M naming rights agreement with Valley Children's Healthcare to name Bulldog Stadium.

While in the San Joaquin Valley, Tumej negotiated and secured a six-year partnership with adidas, which more than doubled the department's previous apparel partnership. Tumej has proactively worked to address the needs of student-athletes by spearheading efforts in area of comprehensive student-athlete development, including partnerships with The Athlete Network, INFLCR, Jeremy Darlow and Opendorse.

Additionally, Tumej has hired seven Fresno State head coaches, including the hiring of Kalen DeBoer and Jeff Tedford as head football coaches during his tenure.

Fresno State Athletics has experienced unprecedented academic success in the last four years including Bulldog student-athletes achieving a combined 3.0 grade point average (GPA) in every semester since the fall of 2018 and setting school records in the total number of Mountain West Scholar-Athlete award recipients. Additionally, the department achieved its highest ever department Academic Progress Rate, an NCAA metric which tracks eligibility and retention of student athletes, and posted an 85 percent Graduation Success Rate.

In 2020, Tumej joined the Black Athletic Director Alliance whose mission is to promote the growth, development, and elevation of Black athletics administrators at the Division I level by engaging industry decision-makers, providing exposure for these aspiring athletics professionals through purposeful mentoring, and fostering connections with those who will aid in positioning leaders in intercollegiate athletics.

Fresno State Athletics has also significantly improved community engagement through a variety of efforts, including creating strategic partnerships with ABC30, Univision, and iHeartMedia - the three highest rated media outlets in the Fresno-Visalia Market - and celebrating the Valley's diverse population segments via the creation of The Game Changers series, honoring Hispanic Heritage month, and paying tribute to local heroes including veterans, active duty military, and first responders. These efforts, and others, have led to increased attendance at home events, highlighted by averaging over 31,000 fans in football in 2018 and 2019 and over 33,000 in 2021; which was the highest average since 2014 and ranked sixth nationally among Group of Five Institutions. Fresno State student attendance also increased to 4,000 students per game in 2021, the highest average since 2013. These efforts also contributed to leading the Mountain West in composite average attendance across all ticketed sports.

With Tumej's leadership, Fresno State Athletics' Pride of the Valley marketing campaign, which won multiple industry awards, generated school record engagement numbers on social media, led to a school record retail royalty year, and unified and inspired Fresno State alumni and Bulldog fans everywhere. Improvements in communication methods have led to being consistently ranked in the top 10 nationally in social media metrics among peer and aspirant institutions, including leading the Mountain West in social media follower growth and engagement metrics and winning the 2020 Mountain West Social Media Challenge.

Prior to his time at Fresno State, Tumej was the Director of Athletics at Claremont-Mudd-Scripps, a unified Division III athletics program in Southern California. The schools that make up the singular athletic program under his watch since 2016 are Claremont McKenna College, Harvey Mudd College and Scripps College. In addition to CMS, Tumej held the director of athletics title at two other institutions, one at the Division I level, UC Davis (2012-15), as well as one that he oversaw transition to the Division II level from NAIA, Dominican University of California (2009-12).

While Tumej was director of athletics at UC Davis, he helped expand the profile of the university regionally and nationally, and secured funding in excess of \$11 million to support student achievements. In his time at Dominican, Tumej led a \$4.5 million capital campaign for DUC's facilities in its transition to Division II, while in academia the athletics department received the Pacific West Conference's (PWC) Academic Achievement Award for highest student-athlete grade-point average for three-straight years.

Tumej has a rich history in football, having turned a playing career at UCLA (1984-87), where he was a three-time All-Pacific-10 Conference defensive lineman, into a coaching career. He was a graduate assistant and full-time assistant coach at UCLA, working with the Bruins from 1992-98 and then moved to the NFL ranks for two years with the Denver Broncos (1999-2000). With the Broncos, Tumej was a defensive assistant coach under head coach Mike Shanahan and helped Denver reach the 2000 NFL playoffs where they fell to the eventual Super Bowl champion Baltimore Ravens led by former Fresno State great Trent Dilfer.

After coaching, Tumej joined the San Francisco 49ers staff in 2001 and served in various roles until departing for his first AD job in 2009. As the director of football administration he supervised all fiscal responsibilities of the 49ers' football operations, which carried a budget of more than \$35 million. He also managed administrative issues for team employees including the coaching staff, oversaw contract negotiations and dispute resolution, worked with the NFL on game scheduling, and led the team's training camp relocation.

Tumej earned a B.A. in political science from UCLA with a concentration in business economics in 1988 and an M.B.A. from the UCLA Anderson School of Management with a focus on entrepreneurship and strategy in 1993. Those two degrees have fueled more than two decades of coaching and administrative excellence in collegiate and professional athletics.

Tumej is originally from Tulsa, Oklahoma. He is married to Dr. Candace Gonzales Tumej and has two daughters, Cameron & Simone.