

UNIVERSITY OF FLORIDA FOOTBALL



2023 FLORIDA FOOTBALL

MEDIA GUIDE



TABLE OF CONTENTS

ROSTER

2-3 2023 Roster

COACHING STAFF

6-9 Head Coach Billy Napier
 10 Rob Sale (Offensive Coord. / OL)
 11 Austin Armstrong (Defensive Coordinator)
 12 Sean Spencer (Co-Defensive Coord. / DL)
 13 Jabbar Juluke (Associate Head Coach - Offense / RB)
 14 Corey Raymond (Asst. HC - Def. / Secondary)
 15 Jay Bateman (Inside Linebackers)
 16 Billy Gonzales (Wide Receivers)
 17 Russ Callaway (Tight Ends)
 18 Mike Peterson (Edge)
 19 Darnell Stapleton (Offensive Line)
 20 Mark Hocke (Associate HC / Strength & Conditioning)
 21-26 Support Staff
 27 All-Time Assistant Coaches

2023 FLORIDA GATORS

29-48 Player Bios
 49-55 2023 Signing Class / Newcomers

2022 SEASON REVIEW

58-71 Season Stats
 72-78 Game-by-Game Review

CHAMPIONSHIP HISTORY

79-82 National Championships
 83-87 SEC Championships
 88 Ring of Honor
 89 Heisman Trophy Winners

HONORS

92-103 All-America Tradition
 104-108 All-SEC Tradition
 109 Postseason All-Star Games
 110-112 National Honors
 113 Team Honors

GATORS IN THE NFL

116-118 All-Time NFL Gators
 119 Gators in the Super Bowl & Pro Bowl
 119-129 NFL Draft History
 121 First Round NFL Draft Picks
 126 NFL Personnel with a Gator Touch

ALL-TIME RESULTS

132-141 Year-by-Year Scores
 142-143 Year-by-Year Records
 144 All-Time vs. Opponents
 145-147 Series History vs. SEC, FSU
 148 Records by Coach
 148 Record on Television / College Gameday
 149-150 Ben Hill Griffin Stadium at Florida Field
 151 All-Time Shutouts
 152-155 Miscellaneous History
 156-166 Bowl Game History

RECORD BOOK

168 Bowl Records
 169-170 Year-by-Year Stats
 171-174 Yearly Leaders
 175-177 Rushing
 178-179 Passing
 180-182 Receiving
 182-183 Total Offense
 184 Kicking
 185-186 Returns
 186 Punting
 187 Scoring
 188-189 Defense
 189 National and SEC Record Holders
 190-194 Game Superlatives
 194-195 UF Stat Champions
 195-196 Team Records
 196-197 Season Bests
 198-201 Miscellaneous Charts
 202-205 Assistant Coach History

LETTERWINNERS

208-216 All-Time Letterwinners
 217-224 All-Time Numerical Roster
 225 All-Time Athletic Equipment Managers (all sports)

FLORIDA ATHLETICS

228 Dr. Ben Sasse, UF President
 229 Scott Stricklin, Athletic Director
 230 Overall Athletic Success
 231 Community Involvement
 232 Gators Sports Network & Compliance
 233 Two-Sport Athletes/Walk-Ons
 234-235 Media Information
 236-237 Opponent SID Info & SEC Football Schedule
 238 Index

CREDITS

The official 2023 University of Florida Football Media Guide has been published by the University Athletic Association, Inc. The guide has been produced by the UAA Communications Office. It is not for public sale or recruiting and is intended for media use only.

Managing Director Rick Hurtado
 Assistant Editors Matthew Hutchison, Billy Phillips, Nick Yuska, Dylan Sleszynski
 Graphics Kevin Camps
 Photography Maddie Washburn, Jordan Herald, UF Photography, Getty Images, UF News Bureau, USA Today Images

2023 SCHEDULE

AUGUST

31 at Utah Salt Lake City, Utah

SEPTEMBER

9 MCNEESE Gainesville, Fla.
 16 TENNESSEE* Gainesville, Fla.
 23 CHARLOTTE Gainesville, Fla.
 30 at Kentucky* Lexington, Ky.

OCTOBER

7 VANDERBILT* Gainesville, Fla.
 14 at South Carolina* Columbia, S.C.
 28 vs. Georgia* Jacksonville, Fla.

NOVEMBER

4 ARKANSAS* Gainesville, Fla.
 11 at LSU* Baton Rouge, La.
 18 at Missouri* Columbia, Mo.
 25 FLORIDA STATE Gainesville, Fla.

*Southeastern Conference Game

QUICK FACTS

Location Gainesville, Fla.
Enrollment 60,567
Founded 1853
Conference Southeastern Conference
Colors Orange (PMS 172) & Blue (PMS 287)
Nickname Gators
President Dr. Ben Sasse
Athletic Director Scott Stricklin
Stadium (Capacity) Ben Hill Griffin Stadium (88,548)
First Year of Football 1906
Overall Football Record 753-438-40 (116 years)
2022 Record 6-7
2022 SEC Record 3-5
National Championships 3 ('96, '06, '08)
SEC Championships 8 ('91, '93, '94, '95, '96, '00, '06, '08)
Bowl Games 48 (24-24 record)
Head Coach (Seasons) Billy Napier (6th overall, 2nd at UF)
Career Record 46-19 overall, 6-7 at UF

FLORIDAGATORS.COM



@GatorsFB
 @Coach_BNapier
 @FloridaGators
 #GoGators



facebook.com/GatorsFB



@GatorsFB

The football roster is subject to change prior to the start of the season

2023 FLORIDA GATORS ROSTER

			#	Name	Pos	Ht	Wt	Cl	Hometown	High School/Previous School
0	Denson, Sharif^	CB	42	Anyahie, Kenny	ILB	6-0.5	230	R-Sr.	Naples, Fla.	Lely / Temple
0	Fraziars, Ja'Quavion	WR	88	Banks, Caleb*	DL	6-5.75	325	R-Fr.	Detroit, Mich.	Southfield A&T / Louisville
1	Pearsall, Ricky	WR	58	Barber, Austin	OL	6-6.25	312	R-So.	Jacksonville, Fla.	Trinity Christian Academy
2	Jackson, Ja'Keem^	CB	28	Battle, Eddie	RB	6-2	215	5th	McDonough, Ga.	Henry County / Allan Hancock/SEMO
2	Johnson Jr., Montrell	RB	81	Boardingham, Arlis	TE	6-3	248	R-Fr.	Van Nuys, Calif.	Birmingham
3	Marshall Jr., Jason	CB	12	Boone, Justus	EDGE	6-3.75	264	R-So.	Sumter, S.C.	Sumter HS
5	Wilson, Kamari	S	17	Brown, Max	QB	6-1.5	211	R-Fr.	Tulsa, Okla.	Lincoln Christian
6	James, Shemar	ILB	88	Burke, Marcus	WR	6-3.75	193	R-So.	Jacksonville, Fla.	Trinity Christian Academy
6	Jean, Andy^	WR	48	Burt, Gannon	LS	6-1	207	Fr.	Fort Mill, S.C.	Fort Mill
7	Etienne, Trevor	RB	36	Capers, Bryce	EDGE	6-3.75	235	R-Fr.	Jacksonville, Fla.	Riverside
7	McClellan, Chris	DL	27	Carroll, Cam*	RB	6-0	227	R-Sr.	Flowood, Miss.	Northwest Rankin / Tulane
8	Kimber, Jalen	CB	14	Castell, Jordan^	S	6-2	205	Fr.	Orlando, Fla.	West Orange
9	Norman, Will^	DL	16	Chiaokhiao-Bowman,Thai	WR	6-0.25	199	So.	Minneapolis, Minn.	Armstrong / Independence CC
9	Zipperer, Keon	TE	59	Clem, Hayden	OL	6-2	298	R-So.	Maitland, Fla.	Winter Park
10	Miller III, Jack	QB	11	Collins, Kelby^	EDGE	6-3.75	276	Fr.	Gardendale, Ala.	Gardendale
10	Mitchell, Miguel	S	31	Covington, Ahman	S	5-11	192	Fr.	Starke, Fla.	Bradford
11	Collins, Kelby^	EDGE	26	Crawshaw, Jeremy	P	6-3.75	197	Jr.	New South Wales, Australia	ProKick Australia
11	Mizell, Aidan^	WR	33	Cross, Daniel	WR	6-0	180	R-Sr.	Orlando, Fla.	East River
12	Boone, Justus	EDGE	0	Denson, Sharif^	CB	5-11	180	Fr.	Jacksonville, Fla.	Bartram Trail
12	Douglas, Caleb	WR	12	Douglas, Caleb	WR	6-3	204	So.	Missouri City, Texas	Hightower
13	Gates, Aaron^	CB	65	Eguakun, Kingsley	OL	6-3	308	R-Jr.	Jacksonville, Fla.	Sandalwood
13	Leon, Micah	QB	41	Emerzian, Ara	P	5-11.5	200	Fr.	Deerfield, Ill.	Deerfield
14	Castell, Jordan^	S	7	Etienne, Trevor	RB	5-8.75	208	So.	Jennings, La.	Jennings
14	Leise, Parker	QB	52	Farmer, Jalen	OL	6-4.5	306	R-Fr.	Covington, Ga.	Eastside
15	Mertz, Graham*	QB	61	Flynn, Nicolas	DL	6-2.5	280	R-Fr.	Lake Forest, Ill.	Lake Forest
15	Wingo, Derek	ILB	0	Fraziars, Ja'Quavion	WR	6-3.5	218	Jr.	Dunnellon, Fla.	Dunnellon
16	Chiaokhiao-Bowman,Thai	WR	13	Gates, Aaron^	CB	6-0.5	197	Fr.	Moreland, Ga.	Trinity Christian
16	Moten, R.J.	S	76	George Jr., Damieon*	OL	6-6	368	R-So.	Houston, Texas	North Shore / Alabama
17	Brown, Max	QB	19	Gonzalez, Alex	WR	5-10.75	195	R-Fr.	Fort Myers, Fla.	Lehigh
17	Williams, Scooby	ILB	78	Goodwin, Kiyunta*	OL	6-7.5	355	So.	Louisville, Ky.	Charleston (Ind.) / Kentucky
18	Thornton, Bryce^	S	84	Green Jr., Brian	WR	6-0	189	Fr.	Jacksonville, Fla.	Orange Park
18	Zanders, Dante	TE	89	Hansen, Hayden	TE	6-6.25	262	R-Fr.	Weatherford, Texas	Weatherford
19	Gonzalez, Alex	WR	77	Harris, Knijeah^	OL	6-3	328	Fr.	Port St. Lucie, Fla.	IMG Academy
19	Searcy, T.J.^	EDGE	79	Herman, Jordan	OL	6-8	374	R-So.	Fort Mill, S.C.	Fort Mill / Hutchinson CC
20	Mitchell, Teradja*	ILB	96	Hill, Gavin	DL	6-3	251	Fr.	Gainesville, Fla.	Buchholz
20	Webb, Treyaun^	RB	23	Hill, Jaydon	CB	5-11.5	199	R-Jr.	Huntsville, Ala.	Bob Jones
21	Watson, Desmond	DL	90	Homa, Connor	DL	6-2.25	324	Fr.	Palm Harbor, Fla.	Palm Harbor
21	Wilson, Eugene	WR	74	Hudson Jr., Lyndell	OL	6-5	326	R-Sr.	Brooksville, Fla.	Central / FIU
22	Jackson, Kahleil	WR	66	Humphries, Jaelin	DL	6-3	322	R-Jr.	Lawrenceville, Ga.	Mountain View
22	Spurlock II, Deuce*	ILB	85	Isacks III, Scott	TE	6-4	254	R-Fr.	New Orleans, La.	Metairie Park
23	Hill, Jaydon	CB	99	Jackson, Cam*	DL	6-6	366	Jr.	Haynesville, La.	Haynesville / Memphis
24	Jackson, Jakobi	RB	2	Jackson, Ja'Keem^	CB	6-0.5	182	Fr.	Kissimmee, Fla.	Osceola
24	James, Kamran^	EDGE	24	Jackson, Jakobi	RB	5-10.5	201	Jr.	Pensacola, Fla.	Pensacola Catholic / Coahoma CC
25	Pouncey, Ethan	CB	22	Jackson, Kahleil	WR	6-3	220	R-So.	Hawthorne, Fla.	Hawthorne
25	Rubio, Anthony	RB	24	James, Kamran^	EDGE	6-0.5	275	Fr.	Orlando, Fla.	Olympia
26	Crawshaw, Jeremy	P	6	James, Shemar	ILB	6-1.25	234	So.	Mobile, Ala.	Faith Academy
26	Johnson, Dijon	CB	6	Jean, Andy^	WR	6-1	191	Fr.	Miami, Fla.	Miami Northwestern
27	Carroll, Cam*	RB	2	Johnson Jr., Montrell	RB	5-11.25	217	Jr.	New Orleans, La.	De La Salle / Louisiana
27	Perkins, Jadarris	S	26	Johnson, Dijon	CB	6-1	194	Fr.	Tampa, Fla.	Wharton
28	Battle, Eddie	RB	63	Jones, Caden	OL	6-7.5	342	Fr.	New Orleans, La.	De La Salle
28	Moore, Devin	CB	38	Joseph, Carlson	RB	5-10.75	196	R-So.	Pompano Beach, Fla.	American Heritage
29	Robinson, Jaden^	ILB	71	Kearney, Roderick^	OL	6-4	291	Fr.	Jacksonville, Fla.	Orange Park
29	Smack, Trey	K	8	Kimber, Jalen	CB	6-0	186	R-Jr.	Mansfield, Texas	Mansfield Timberview / Georgia
30	Spierto, Taylor	WR	93	Landry, Keenan	DL	6-0.5	327	R-So.	Jennings, La.	Jennings / Mississippi Gulf Coast CC
31	Covington, Ahman	S	14	Leise, Parker	QB	6-2	218	Fr.	Omaha, Neb.	IMG Academy
32	Rackley, Cahron	S	13	Leon, Micah	QB	6-5	224	Gr.	Boynton Beach, Fla.	Boca Raton / N.C. State / UCONN
33	Cross, Daniel	WR	67	Leonard IV, Richie	OL	6-1.5	311	Jr.	Cocoa, Fla.	Cocoa
33	Umanmielen, Princely	EDGE	86	Livingston, Tony^	TE	6-4.75	251	Fr.	Tampa, Fla.	King
34	Nunnery, Mannie*	ILB	53	Lovett, Bryce^	OL	6-5	330	Fr.	Rockledge, Fla.	Rockledge
34	Savaiimaea, Andrew	TE	95	Lyons, Jamari	DL	6-3.5	309	R-Fr.	Cocoa, Fla.	Viera
35	Mitchell, Dakota	S	3	Marshall Jr., Jason	CB	6-0.5	203	Jr.	Miami, Fla.	Miami Palmetto
36	Capers, Bryce	EDGE	54	Mazzccua, Micah*	OL	6-4.75	335	Jr.	Philadelphia, Pa.	St. Frances Academy / Baylor
37	Toombs, Javion	CB	7	McClellan, Chris	DL	6-3	329	So.	North Tulsa, Okla.	Owasso
38	Joseph, Carlson	RB	15	Mertz, Graham*	QB	6-2.75	217	R-Jr.	Overland Park, Kan.	Blue Valley North / Wisconsin
38	Vargas, Sebastian	CB	49	Mihalek, Adam	K	6-2	201	R-So.	Tampa, Fla.	Wiregrass Ranch
40	Watkins, Jacob	P	10	Miller III, Jack	QB	6-2.5	226	R-So.	Scottsdale, Ariz.	Chaparral / Ohio State
41	Emerzian, Ara	P	35	Mitchell, Dakota	S	5-11	187	R-So.	Winter Park, Fla.	Winter Park

#	Name	Pos	Ht	Wt	Cl	Hometown	High School / Previous School
10	Mitchell, Miguel	S	6-0.75	223	So.	Oxford, Ala.	Oxford
20	Mitchell, Teradja*	ILB	6-1.25	243	R-Sr.	Virginia Beach, Va.	Bishop Sullivan / Ohio State
11	Mizell, Aidan^	WR	6-1.5	166	Fr.	Orlando, Fla.	Boone
28	Moore, Devin	CB	6-2.75	196	So.	Naples, Fla.	Naples
16	Moten, R.J.	S	6-0	220	Jr.	Delran, N.J.	Delran / Michigan
9	Norman, Will^	DL	6-3.5	293	Fr.	Camden, N.J.	Eastside
91	Norwood, Tyreik	DL	6-2.75	240	R-Sr.	Winchester, Tenn.	Franklin County / Kentucky Wesleyan
34	Nunnery, Mannie*	ILB	6-1.25	229	R-Jr.	Houston, Texas	Shadow Creek / Houston
87	Odom, Jonathan	TE	6-5.25	251	Jr.	Tampa, Fla.	Jesuit
1	Pearsall, Ricky	WR	6-1	193	Sr.	Chandler, Ariz.	Corona Del Sol / Arizona State
47	Pelic, Justin	ILB	5-11.25	224	R-Jr.	Mount Pleasant, S.C.	Wando
27	Perkins, Jadarrius	S	6-0	194	Sr.	Hattiesburg, Miss.	Hattiesburg / Mississippi Gulf Coast CC
73	Pitts, Mark	OL	6-6	319	R-So.	Gainesville, Fla.	Buchholz
25	Pouncey, Ethan	CB	6-0.5	175	R-So.	Winter Park, Fla.	Winter Park
44	Pyburn, Jack	EDGE	6-3	248	So.	Jacksonville, Fla.	The Bolles
32	Rackley, Cahron	S	5-9.75	183	R-So.	Miami, Fla.	Miami Palmetto
29	Robinson, Jaden^	ILB	6-0.25	234	Fr.	Lake City, Fla.	Columbia
72	Rosenberg, Bryan	OL	6-3	271	Fr.	Gainesville, Fla.	Buchholz
25	Rubio, Anthony	RB	5-9	170	Fr.	Miami, Fla.	Belen Jesuit Prep
94	Sapp, Tyreak	DL	6-2.5	270	R-So.	Fort Lauderdale, Fla.	St. Thomas Aquinas
34	Savaiinaea, Andrew	TE	6-2.75	278	R-Fr.	Graham, Wash.	Graham-Kapowsin
92	Scott, Sebastian	DL	6-2	381	Fr.	West Palm Beach, Fla.	Cardinal Newman
19	Searcy, T.J.^	EDGE	6-5	245	Fr.	Thomaston, GA	Upson-Lee
80	Sedaros, Zak	WR	5-10.25	176	R-Fr.	Melbourne, Fla.	Viera
64	Simonds, Riley	OL	6-3	308	R-Jr.	Buford, Ga.	Buford
66	Slaughter, Jake	OL	6-4.5	302	R-So.	Sparrr, Fla.	Trinity Catholic
29	Smack, Trey	K	6-1	205	So.	Severna Park, Md.	Severna Park
30	Spierto, Taylor	WR	5-11	204	R-So.	Franklin, Tenn.	Franklin
22	Spurlock II, Deuce*	ILB	6-0.5	229	R-Fr.	Madison, Ala.	Madison Academy / Michigan
45	Swafford, Layne	EDGE	6-2	239	Fr.	Ponte Vedra Beach, Fla.	Ponte Vedra
18	Thornton, Bryce^	S	5-10	202	Fr.	College Park, Ga.	Milton
37	Toombs, Javion	CB	5-11	179	R-Fr.	Fort Pierce, Fla.	Centennial
33	Umanmielen, Princely	EDGE	6-4.5	256	Jr.	Manor, Texas	Manor
42	Underwood, Rocco	LS	6-3	226	R-So.	Lake Mary, Fla.	Lake Mary
38	Vargas, Sebastian	CB	6-0.5	187	So.	Oviedo, Fla.	Oviedo / Laney
83	Wade, Jackson	WR	5-11	167	Fr.	Dallas, Ga.	North Paulding
75	Waites, Kamryn	OL	6-8	366	R-So.	Dallas, Texas	Universal Academy / Louisiana
40	Watkins, Jacob	P	6-1	204	R-Sr.	Gainesville, Fla.	Buchholz / Valdosta State
21	Watson, Desmond	DL	6-5	438	Jr.	Plant City, Fla.	Armwood
43	Webb, Curran	ILB	6-2.5	226	R-Fr.	Union County, Fla.	Union County
20	Webb, Treyaun^	RB	5-11	211	Fr.	Jacksonville, Fla.	Trinity Christian Academy
82	Weston, Ja'Markis	S	6-2.5	232	R-Jr.	Clewiston, Fla.	Clewiston
56	Williams, Christian	OL	6-4.25	318	R-Fr.	Missouri City, Texas	Thurgood Marshall
17	Williams, Scooby	ILB	6-2.25	235	R-So.	Birmingham, Ala.	Ramsay
21	Wilson, Eugene	WR	5-10	180	Fr.	Tampa, Fla.	Gaither
5	Wilson, Kamari	S	6-0	209	So.	Fort Pierce, Fla.	IMG Academy
15	Wingo, Derek	ILB	6-1.25	240	Jr.	Fort Lauderdale, Fla.	St. Thomas Aquinas
18	Zanders, Dante	TE	6-5	256	R-Sr.	Boca Raton, Fla.	Boca Raton
9	Zipperer, Keon	TE	6-1.25	227	Sr.	Lakeland, Fla.	Lakeland

* denotes transfer

^ denotes 2023 early enrollee

PRONUNCIATION GUIDE

Kenny **Anyahie**: UN-yay-HE
 Jordan **Castell**: kas-TELL
Thai Chiaokhiao-Bowman: Ty, Jouck-E-O
Kingsley Eguakun: KINGS-lee, egg-WALK-N
Ara Emerzian: R-uh, ee-MURR-zhin
 Trevor **Etienne**: E-T-N
Kiyaunta Goodwin: key-ON-tay
Knijeah Harris: NAH-jahy
 Roderick **Kearney**: ker-KNEE
 Parker **Leise**: lie-Z
 Micah **Mazzcua**: Muh-ZOO-uh

Adam **Mihalek**: MUH-hawl-Lick
Teradja Mitchell: tuh-RAW-zha
 Aidan **Mizell**: MY-zell
 Ricky **Pearsall**: Peer-SAWL
 Justin **Pelic**: pell-LICK
Cahron Rackley: Quran
 T.J. **Searcy**: SIR-sea
 Taylor **Spierto**: SPEAR-toe
 Andrew **Savaiinaea**: suh-VA-E-nine
 Princely **Umanmielen**: OO-mAn-me-Ellen
Treyaun Webb: Trey-ON

2023 COACHING STAFF

Billy Napier Head Coach | (2nd season)
 Austin Armstrong Defensive Coordinator | (1st season)
 Rob Sale Offensive Coordinator / Offensive Line Coach | (2nd season)
 Sean Spencer Co-Defensive Coordinator/Defensive Line | (2nd season)
 Jabbar Juluke Associate Head Coach - Offense / Running Backs | (2nd season)
 Corey Raymond Assistant Head Coach - Defense / Secondary | (2nd season)
 Billy Gonzales Wide Receivers | (1st under Napier / 10th season as Gator)
 Darnell Stapleton Offensive Line | (2nd season)
 Russ Callaway Tight Ends | (2nd season at UF / 1st as TE)
 Mike Peterson Edge | (2nd season)
 Jay Bateman Inside Linebackers | (2nd season)
 Mark Hocke Associate Head Coach / Director of Strength and Conditioning | (2nd season)

All listed numbers are subject to change ahead of UF's 2023 season opener.

For pronunciation audio files, please contact Matthew Hutchison at MatthewH@gators.ufl.edu.



COACHES



BILLY NAPIER

HEAD COACH

Second Season

 @Coach_BNapier

Billy Napier enters his second season with the Gators after being named the 29th head coach in program history on Nov. 28, 2021.

During his first year at Florida, Napier established a new culture that emphasizes teamwork, toughness and discipline, setting a sturdy foundation for the future of Florida Football.

It didn't take long for Florida's culture shift to become evident. The Gators finished the 2022 regular season ranked fourth in the SEC in total penalty yards (584) and penalty yards per game (48.7), and eighth in total penalties (78). Napier's emphasis in playing disciplined football translated into a distinctive improvement from the 2021 season when the Gators ranked 13th in the conference with 104 penalties.

The turnover battle was another area where the Gators saw improvement in 2022. Florida finished ranked tied for eighth in the nation in turnover margin (8), giving up the football only 14 times while producing 22 takeaways during the regular season. The Gators outscored their opponents 70-42 points off turnovers during the 2022 campaign.

Florida's rushing attack took the nation by storm during Napier's first year at the helm. The Gators finished the 2022 regular season as the third-most productive rushing offense in the nation and best in the conference in yards per carry (5.84). Florida ran the ball for an average of 213.7 yards per game in 2022, which ranked 16th in the FBS and third in the SEC.

At the forefront of the Florida's mighty ground offense was the running back duo formed by freshman Trevor Etienne and Louisiana transfer Montrell Johnson Jr, who averaged 5.7 yards per carry and 120.0 rushing yards per game, while combining for a touchdown in all 12 regular season games and scoring 17 total touchdowns. They were one of only 15 running backs duos in the FBS to rush for over 700 yards apiece in 2022.

Johnson Jr. finished the 2022 campaign ranked tied-for-fourth in the SEC in rushing touch-



downs (10) and became the first UF running back to rush for over 800 yards since La'Mical Perine in 2018. Meanwhile, Etienne ranked fourth in yards per carry (6.1), tied for 10th in touchdowns (six) and eighth in rushing yards (719) in the FBS among true freshmen.

The efficiency by Florida's running offense reflected an offensive line that allowed only 13 sacks in the regular season, ranking tied for second-fewest in the SEC and 16th in the FBS.

The offensive line was anchored by Louisiana transfer O'Cyrus Torrence, who finished as the top-rated guard in the nation at 88.0, according to Pro Football Focus.

Torrence became first Gators offensive guard to be named a Consensus All-American, and the fifth lineman in Florida history. He was named a First Team All-American by Sporting News, Associated Press, American Football Coaches Association and Walter Camp, and to the second team by the Football Writers Association of America. He was also named to the AP All-SEC First Team.

Torrence, who Napier recruited out of high school to play at UL, never allowed a QB hit or sack in 3,065 career snaps, including zero QB hurries or penalties in 698 snaps and 11 games started with the Gators in 2022.

Napier played a key role in the development of Anthony Richardson into the one of the hottest quarterbacks in college football. Richardson, who was ultimately drafted fourth overall in the 2023 NFL Draft, finished the 2022 season ranked fifth in the FBS among qualified quarterbacks in yards per carry (6.3) and was the only quarterback with two 400-yard games and two 100-yard rushing games in the season. Additionally, he was one of only five FBS players with over 2,500 passing yards and 650 rushing yards in 2022.

On the opposite side of the ball, the Gators continued their long-term defensive trends under Napier.

The Gators rank fifth nationally in interceptions with 409 and lead the SEC since 1996, while holding opponents to a 54.0 passing completion percentage, which is the seventh-lowest in the FBS and third in the SEC in that that span.

The Gators recorded an interception in six games during Napier's first season, the first of which secured a victory against No. 7 Utah—Napier's first game as Florida's head coach, to make him the only Florida head coach to defeat a ranked opponent in his first game.

Napier's emphasis on a new culture also became evident in the classroom. The Gators set a new Southeastern Conference record with 62 UF football players placing in the 2022 SEC Fall Academic Honor Roll. The team also set a squad record with a 3.30 team GPA for the 2023 Spring semester.

In spite of a 6-7 record during Napier's first season at the helm, UF outscored its opponents 29.5-to-28.8 points per game and a total of 384 to 375. Florida lost their six regular-season games by a total of only 61 combined points. Five of those games were lost by 10 points or less and three by only one score.

During his first season as Florida's head coach, Napier delivered a total 10 Gators to the NFL via the NFL Draft and free agency. Drafted were QB Anthony Richardson (Rnd. 1, Pick 4, Indianapolis), DT Gervon Dexter (Rnd. 2, Pick 22, Chicago), OL O'Cyrus Torrence (Rnd. 2, Pick 28, Buffalo), LB Ventrell Miller (Rnd. 4, Pick 19, Jacksonville), WR Justin Shorter (Rnd. 5, Pick 15, Buffalo) and LB



Amari Burney (Rnd. 6, Pick 26, Las Vegas). The six picks were tied for fourth highest by a school that year and tied third in the SEC. Additionally, four other Gators were tabbed as undrafted free agents.

Louisiana (2018-21)

Napier spent four seasons at Louisiana and finished with a record of 40-12, a perfect 16-0 mark against members of the Sun Belt West Division, four consecutive West Division titles, four straight bowl appearances, a share of the Sun Belt title in 2020 and 2021 Sun Belt Conference Champions.

A two-time Sun Belt Conference Coach of the Year (2019 & 2021), Napier took the Ragin' Cajuns to unprecedented heights when the team broke into the national rankings in 2020 for the first time in the modern era. The team finished the campaign ranked No. 15 in the AP Top-25, No. 16 in the USA Today/Amway Coaches Poll and No. 19 in the College Football Playoff, Louisiana's highest rankings in all three polls.

In 2021, he led the program to their first conference championship title since 2005 and only the second time in program history. Napier concluded his final season with a 12-1 record, the most single-season wins in school history after setting it with 11 in his second year. The 12 straight wins also set the program record for consecutive victories, as the previous record was eight in 1976.

Napier led Louisiana to its fourth straight Sun Belt Conference Championship game with a 24-16 victory over Appalachian State to finish with a career record of 28-7 against conference opponents. Louisiana became the first team in conference history to make all four conference championship games.

Napier's Louisiana team produced two 2022 NFL Draft picks in safety Percy Butler and tackle Max Mitchell, who were both drafted in the fourth round by the Washington Commanders and the New York Jets, respectively.

The 2020 Louisiana Sports Writer Association Coach of the Year, Napier navigated Louisiana through a season heavily impacted by COVID-19 and claimed a share of the Sun Belt Conference Championship, its third-straight West Division title and its second-straight bowl victory, a 31-24 win over UTSA in the SERVPRO First Responder Bowl. The Ragin' Cajuns also advanced to its third consecutive Sun Belt Championship game, but was canceled due to COVID-19.

Napier's team broke into the national rankings for the first time in the modern era following its week one upset at No. 23 Iowa State, marking the first win over a ranked opponent on the road and only the second time in program history. He concluded non-conference matchups at Louisiana with a record of 13-5, as three of the losses came against ranked opponents - No.1 Alabama, No. 16 Mississippi State and No. 19 Texas.

Both the offense and defense continued to flourish in 2020 under Napier's watch. Offensively, the team ranked 29th nationally in scoring offense (33.6) and 43rd nationally in total offense (421.5), while the defense ranked 31st in scoring defense (22.0) and 33rd in total defense (355.4).

Napier coached Louisiana to 14 Sun Belt All-Conference selections, led by First Team selections Elijah Mitchell and Chris Smith. Mitchell wrapped up his stellar career ranking fifth in career scoring (276), fifth in career rushing touchdowns (41) and sixth in career rushing yards (3,267) before being drafted in the sixth round by the San Francisco 49ers.

Smith additionally earned First Team All-America honors from CBSsports/247Sports, Pro Football Focus and Second Team All-America honors from the FWAA, marking the second consecutive season that a Ragin' Cajun earned All-America honors under Napier.

In just the second season (2019) under Napier, the program set the all-time single season victories (11) at the time and second-straight trip to the Sun Belt Championship Game after clinching the league's West Division title with a 53-3 victory over Troy. The 11 victories also marked the first double-digit win season in program history and the first of three consecutive 10-plus win years by Napier. He was voted the program's first Sun Belt Coach of the Year, becoming the third Louisiana coach to earn the distinction of top coach and the first since 1993 in their respective conference.

BILLY NAPIER COACHING HISTORY

Year	Team, Position (Record as HC)
2022-Pres.	Florida, Head Coach (6-7)
2018-21	Louisiana, Head Coach (40-12)
2017	Arizona State, Offensive Coordinator/QB
2013-17	Alabama, Assistant Coach/WR
2012	Colorado State, Assistant Coach/QB
2011	Alabama, Offensive Analyst
2009-10	Clemson, Offensive Coordinator/QB
2006-08	Clemson, Assistant Coach/TE, Recruiting
2005	South Carolina State, Assistant Coach/QB
2003-04	Clemson, Graduate Assistant

HONORS

NFL GATORS

RESULTS

RECORD BOOK

LETTERWINNERS

UF ATHLETICS

Napier coached three 2020 NFL Draft picks in Raymond Calais (RB), Kevin Dotson (G) and Robert Hunt (G), tying the program record for draft selections in a year. Hunt became the third-highest pick in team history as he was selected 39th overall by the Miami Dolphins. A First Team All-American selection by the Associated Press, USA Today, Sports Illustrated, Pro Football Focus and a Second Team All-American by Sporting News, Dotson was drafted in the fourth round by the Pittsburgh Steelers. Calais was tabbed by the reigning Super Bowl Champions, Tampa Bay Buccaneers in the seventh round.

In Napier's first season at the helm, the Ragin' Cajuns (7-7, 5-3) won the 2018 Sun Belt Conference West Division Championship, advancing to the inaugural conference championship game. Louisiana accepted an invitation to the AutoNation Cure Bowl, its first bowl trip since 2016.

Arizona State (2017)

Prior to his stint at Louisiana, Napier was the offensive coordinator and quarterbacks coach at Arizona State in 2017.

Napier guided the Sun Devils' offense to the 14th highest-graded offense in the FBS according to Pro Football Focus - including the 10th highest-graded passing attack in the nation. ASU was ranked 54th in the nation in total offense last season and 86th in the passing game the season prior. The offensive turnaround (+40 positions) was the eighth-largest in the FBS and ASU was one of just three programs to move from outside the Top-50 to inside of it in just one season. The 76-spot swing in the passing game rankings was the third highest in all of the FBS..

ASU developed one of the elite red zone scoring teams in the nation under Napier, tied for first nationally in converting on 95.83 percent of its red zone appearances (46-of-48) with the only two "blemishes" against the Sun Devils coming when the team took a knee late in the fourth quarter. ASU was 11th nationally in red zone touchdown scoring rate with 36 touchdowns on those 48 attempts (75.00).

Ball security was another notable facet of Napier's offense. The Sun Devils turned the ball over just 11 times in 2017, which ranked 12th nationally after finishing 82nd in the country a year ago with 21 turnovers.

Alabama (2011, 2013-16)

Napier's first experience in the SEC came at Alabama in 2011 and he later returned to Crimson Tide from 2013-17 as the wide receivers coach.

He was instrumental in helping Nick Saban and Alabama achieve a 63-7 record in five seasons (2011, 2013-2016), two National Championships (2011 & 2015) and was part of the great run of 26 consecutive wins from 2015-2016. In 70 games at Alabama, the Crimson Tide offense averaged 6.27 yards per play and 36.4 points per game. Napier coached three first round draft picks in Amari Cooper, Jerry Jeudy, Amari Copper and Calvin Ridley while in Tuscaloosa.

In 2016, Napier's wide receiver corps were led by junior ArDarius Stewart, a third-round pick by the New York Jets in 2017 and Ridley. Stewart snagged in a team-leading eight touchdowns and 864 yards while Ridley totaled a team-high 72 receptions. Napier also helped develop wide outs Gehrig Dieter (Kansas City) and Cam Sims (Washington), both who were NFL free agent signees.



After recruiting Ridley to sign with the Crimson Tide, Napier coached him to a freshman-record and team-leading 89 catches for 1,045 yards and seven touchdowns in 2015 along with being named a USA Today Freshman All-American.

Napier played a vital role in Cooper's historical campaign in the 2014 season. He became Alabama's first Biletnikoff Award winner and caught a school- and SEC-record 124 passes for a UA-record 1,727 receiving yards and 16 touchdowns. Cooper led the country in receptions (124), was second nationally in receiving yards (1,727), receiving touchdowns (16) and catches per game (8.9) while ranking third in yards per game (123.4). A Heisman Trophy finalist and unanimous first team All-American, Cooper smashed all of the Tide's career receiving marks with 228 receptions, 3,463 yards and tied the SEC record with 31 receiving touchdowns.

In his first season as the Crimson Tide's receivers coach in 2013, Napier built a deep and talented group of wide outs. Alabama had four players with at least 32 receptions, led by Cooper's 45 catches for 736 yards.

The 2011 season marked the first year for Napier on the Alabama staff as he served as an offensive analyst, helping the Crimson Tide win the 2011 BCS national championship. The Tide ranked 16th in scoring offense, 30th in total offense and 17th in rushing offense in 2011.

Colorado State (2012)

After a year at Alabama, Napier served as the assistant head coach and quarterbacks coach at Colorado State in 2012 for former Florida head coach Jim McElwain.

Injuries forced Napier to go deep down the bench looking for quarterbacks during his one season in Fort Collins. The Rams saw three quarterbacks play significant snaps as the starter with Garrett Grayson going down early in the season and M.J. McPeck followed two weeks later, forcing redshirt freshman Conner Smith into action. The trio combined to throw for 2,520 yards and 17 touchdowns in 2012 as Colorado State won three of its final five games.

Clemson (2003-04, 2006-10)

Before his first stretch at Alabama, Napier spent seven years in two different stints at Clemson. During Napier's final two seasons at Clemson he was the offensive coordinator and quarterbacks coach.

At the age of 29, he became the youngest coordinator in the nation and in Clemson history. In his first season as Clemson's coordinator, the 2009 Tigers scored a school-record 436 points and collected 54 touchdowns (third-most in school history), averaged 5.73 yards per play (fourth best) and finished as the ACC Atlantic Division champions. Quarterback Kyle Parker was named a Freshman All-American and nine players Napier coached from 2009-10 went on to have careers in the NFL.

He also served as Clemson's recruiting coordinator from 2006-08. In those three seasons, he compiled two top-25 recruiting classes, according to Rivals.com, and in 2008, his class was tabbed as the second-best in the nation by ESPN.com. Known to his peers as a top recruiter, Napier signed several players who went on to the NFL, including Kavell Conner, Crezdon Butler, Brandon Thompson and Marcus Gilchrist.

Napier was the 2007-08 tight ends coach at Clemson, helping lead the Tigers to two bowl games and a prolific offense.

The 2007 season featured a 9-4 record and the ACC's highest-scoring offense. In his first year back with Clemson (2006), Napier worked primarily with the Tigers' tight ends but also was responsible for the punt team and assisted in several special-teams capacities. The 2006 Tigers led the ACC in total offense, rushing and scoring offense, advancing to the Music City Bowl.

Clemson averaged 410.9 yards per game and 32.7 points, more than doubling its opponent's totals. Tight end Hunter Thomas started all 11 games for the Tigers, averaging 19.1 yards per reception. Michael Palmer, who Napier coached for three seasons, went on to the NFL. He also worked with the special teams units, helping develop the 2009 ACC Player of the Year and a unanimous All-American, C.J. Spiller.

He began his coaching career as an offensive graduate assistant at Clemson in 2003-04. The Tigers won nine games, including the Peach Bowl against Tennessee. The following season, Napier was a graduate assistant on defense, and gained his first experience with recruiting off the field.

Background

As a player, Napier was a four-year letterwinner and two-time All-Southern Conference selection as the starting quarterback at Furman. The Paladins won two conference championships and in 2001, Napier's junior year, advanced to the Division I-AA national championship game, losing to Montana.

He completed 64.8-percent of his career passes, setting a school record. As the team captain during a record-setting senior season, Napier amassed 2,475 passing yards, also a Furman record, and was a finalist for the Walter Payton Award, given annually to the nation's most outstanding FCS offensive player.

Napier grew up in Chatsworth, Georgia, and graduated from Murray County High School in 1998. He is married to the former Ali Gunn and the couple has a daughter, Annie, and sons, Sammy and Charlie. He earned his Bachelor's degree in health & exercise science from Furman in 2002.



BILLY NAPIER POSTSEASON EXPERIENCE

Year	Bowl Game
2022	SRS Distribution Las Vegas Bowl
2021	Sun Belt Conference Champions
2020	Sun Belt Conference Co-Champions
2020	SERVPRO First Responder Bowl Champions
2020	Sun Belt Conference Championship Game
2020	LendingTree Bowl Champions
2019	Sun Belt Conference Championship Game
2018	AutoNation Cure Bowl
2018	Sun Belt Conference Championship Game
2017	Hyundai Sun Bowl
2016	National Championship Game
2016	College Football Playoff Semifinal Game
2016	SEC Championship Game
2015	National Championship Game
2015	College Football Playoff Semifinal Game
2015	SEC Championship Game
2014	Sugar Bowl
2013	Sugar Bowl
2011	BCS National Championship Game
2010	Meineke Car Care Bowl
2009	Music City Bowl
2008	Gator Bowl
2007	Chick-Fil-A Bowl
2006	Music City Bowl
2003	Peach Bowl

THE NAPIER FILE

Full Name	William Hall Napier
Birthdate	July 21, 1979
Birthplace	Cookeville, Tennessee
Hometown	Chatsworth, Georgia
Family	<i>Wife:</i> Ali <i>Daughter:</i> Annie <i>Sons:</i> Sammy & Charlie
High School	Murray County High School, 1998
College	Furman, 2002

NFL PLAYERS DRAFTED COACHED BY NAPIER

Year	Rnd	Player	Pos	Team	College
2023	1	Anthony Richardson	QB	Indianapolis Colts	Florida
2023	2	Gervon Dexter Sr.	DT	Chicago Bears	Florida
2023	2	O'Cyrus Torrence	G	Buffalo Bills	Florida
2023	4	Ventrell Miller	LB	Jacksonville Jaguars	Florida
2023	5	Justin Shorter	WR	Buffalo Bills	Florida
2023	6	Amari Burney	LB	Las Vegas Raiders	Florida
2023	7	Andre Jones Jr.	Edge	Washington Commanders	Louisiana
2022	4	Percy Butler	S	Washington Commanders	Louisiana
2022	4	Max Mitchell	T	New York Jets	Louisiana
2021	6	Eli Mitchell	RB	San Francisco 49ers	Louisiana
2020	2	Robert Hunt	T	Miami Dolphins	Louisiana
2020	4	Kevin Dotson	G	Pittsburgh Steelers	Louisiana
2020	7	Raymond Calais	RB	Tampa Bay Buccaneers	Louisiana
2021	6	Frank Darby	WR	Atlanta Falcons	Arizona State
2020	7	Eno Benjamin	RB	Arizona Cardinals	Arizona State
2019	1	N'Keal Harry	WR	New England Patriots	Arizona State
2018	4	Kalen Ballage	RB	Miami Dolphins	Arizona State
2018	6	Sam Jones	C	Denver Broncos	Arizona State
2018	1	Calvin Ridley	WR	Atlanta Falcons	Alabama
2017	3	ArDarius Stewart	WR	New York Jets	Alabama
2015	1	Amari Cooper	WR	Oakland Raiders	Alabama
2014	4	Kevin Norwood	WR	Seattle Seahawks	Alabama
2015	3	Garrett Grayson	QB	New Orleans Saints	Colorado State
2014	3	Brandon Thomas	G	San Francisco 49ers	Clemson
2014	6	Tajh Boyd	QB	New York Jets	Clemson
2013	1	DeAndre Hopkins	WR	Houston Texans	Clemson
2013	6	Andre Ellington	RB	Arizona Cardinals	Clemson
2012	3	Dwayne Allen	TE	Indianapolis Colts	Clemson
2011	4	Chris Hairston	T	Buffalo Bills	Clemson
2011	4	Jamie Harper	RB	Tennessee Titans	Clemson
2010	1	C.J. Spiller	RB	Buffalo Bills	Clemson
2010	4	Jacoby Ford	WR	Oakland Raiders	Clemson
2012	3	Dwayne Allen	TE	Indianapolis Colts	Clemson



Rob Sale enters his second season with the Gators as Florida's offensive coordinator and offensive line coach.

Sale joined the Gators prior to the 2022 season after serving as the New York Giants' offensive line coach in 2021.

During his first year as Florida's offensive coordinator and offensive line coach, Sale directed a powerful run offense. The Gators finished the 2022 regular season as the third-most productive offense in the nation and best in the conference in yards per carry (5.84). Florida ran the ball for an average of 213.7 yards per game in 2022, which ranked 16th in the FBS and third in the SEC.

The efficiency by Florida's running offense reflected an offensive line mentored directly by Sale, co-offensive line coach Darnell Stapleton that allowed only 13 sacks in the regular season, ranking tied for second-fewest in the SEC and 16th in the FBS.

The offensive line was anchored by Louisiana transfer O'Cyrus Torrence, who finished as the top-rated guard in the nation at 88.0, according to Pro Football Focus.

Torrence became first Gators offensive guard to be named a Consensus All-American, and the fifth lineman in Florida history. He was named a First Team All-American by Sporting News, Associated Press, American Football Coaches Association and Walter Camp, and to the second team by the Football Writers Association of America. He was also named to the AP All-SEC First Team.

Torrence, who Sale and Head Coach Billy Napier recruited out of high school to play at UL, never allowed a QB hit or sack in 3,065 career snaps, including zero QB hurries or penalties in 698 snaps and 11 games started with the Gators in 2022.

In addition to Torrence finishing as PFF's No. 1-rated guard in college football during the 2022 season, Austin Barber ranked as the No. 22 tackle in the FBS and was placed on the College Football News Freshman All-America First Team.

ROB SALE

OFFENSIVE COORDINATOR | OFFENSIVE LINE

Second Season

@CoachRobSale

Sale's offensive line unit delivered two NFL products via the 2023 NFL Draft and free agency during his first year at Florida. Torrence was drafted by Buffalo in the second round, while tackle Richard Gouraige was signed by the Bills as an undrafted free agent.

In total, Florida's offense produced four NFL players during Sale's first season as UF's coordinator.

A 15-year collegiate coaching veteran, Sale spent three seasons at Louisiana (2018-20) as the Ragin' Cajuns offensive coordinator and offensive line coach under Napier.

Sale's unit produced three NFL Draft picks out of Louisiana, including Robert Hunt and Kevin Dotson in 2020, and Max Mitchell in 2022.

In 2020, the Ragin' Cajuns offense ranked third in the Sun Belt Conference in points per game (33.6), fifth in yards per game (421.5), third in yards per play (6.3) and fourth in rushing yards per game (213.0).

In 2019, Sale's offense set numerous school records, including total yards (6,918), touchdowns (69), rushing yards (3,604), rushing touchdowns (42) and passing touchdowns (27).

In his first season coaching the Louisiana offense, three players rushed for more than 700 yards each. Trey Ragas logged 1,149 yards and nine touchdowns, Elijah Mitchell led the Sun Belt with 16 touchdowns and ran for 985 yards of his own, while Raymond Calais tallied 754 yards and seven scores.

Prior to Louisiana, Sale was the offensive line coach/running game coordinator at Arizona State in 2017, when the Sun Devils averaged 31.9 points, 427.6 total yards and 179.9 rushing yards a game.

In 2016, Sale served as the offensive line coach at the University of Louisiana Monroe. That season, the Warhawks ranked third in the Sun Belt with 181.3 rushing yards per game and allowed just 19 sacks.

Prior to ULM, Sale was the offensive line coach at Georgia in 2015, when the Bulldogs averaged 375

yards a game. The offensive line — led by All-SEC first-team offensive tackle John Theus — helped the team rush for more than 190 rushing yards per game.

Sale spent three seasons at McNeese State serving as the offensive line coach for the Cowboys from 2012-13 before being elevated to co-offensive coordinator in 2014. In his final season, the Cowboys offense averaged 32.4 points, 396.5 total yards and 221.9 rushing yards a game.

From 2007-11, Sale gained his first college coaching experience as a strength and conditioning assistant and offensive analyst at Alabama. He began his coaching career as the offensive line coach at Catholic High of Pointe Coupee in New Roads, La. in 2006.

Sale played in 35 games with 25 starts, including 13 at right guard as a senior in 2002, at LSU. As a junior, he started at both center and guard when the Tigers won the SEC title. During his sophomore season, he started the final five games of the regular season and the Peach Bowl at left guard.

Sale is a native of Monroe, La. He and his wife Amanda have two sons, Tripp and Briggs.

ROB SALE COACHING HISTORY

Year	Team, Position
2022- Pres.	Florida, OC / OL
2021	New York Giants, OL
2018-20	Louisiana, OC / OL
2017	Arizona State, OL / Running Game Coordinator
2016	Louisiana Monroe, OL
2015	Georgia, OL
2014	McNeese State, Co-OC
2012-13	McNeese State, OL
2007-11	Alabama, Strength & Conditioning Asst/Off. Analyst
2006	Catholic High of Pointe Coupee, OL

DRAFTED NFL PLAYERS COACHED BY SALE

Year	Rnd	Player	Pos	Team	College
2023	2	O'Cyrus Torrence	G	Buffalo Bills	Florida
2022	4	Max Mitchell	T	New York Jets	Louisiana
2020	2	Robert Hunt	T	Miami Dolphins	Louisiana
2020	4	Kevin Dotson	G	Pittsburgh Steelers	Louisiana
2019	6	Lamont Gaillard	C	Arizona Cardinals	Georgia
2018	1	Isaiah Wynn	T	New England Patriots	Georgia
2018	6	Sam Jones	C	Denver Broncos	Arizona State
2016	5	John Theus	T	San Francisco 49ers	Georgia



AUSTIN ARMSTRONG

DEFENSIVE COORDINATOR

First Season

@CoachAArmstrong

Austin Armstrong enters his first season with the Gators after being hired as Florida's defensive coordinator prior to the 2023 season.

Prior to Florida, Armstrong spent two seasons as the defensive coordinator and inside linebackers coach at Southern Miss. During his first season in 2021, Armstrong was the youngest defensive coordinator in the FBS.

The Southern Miss defense, known as the Nasty Bunch during Armstrong's tenure, ranked sixth in the Sun Belt in scoring defense (23.5 ppg), a mark that ranked 45th nationally in 2022. The Golden Eagles were third nationally in tackles for loss per game (8.3), fifth in sacks (3.38) and seventh in interceptions (17). USM was also third in fourth down conversion defense (.231).

During his first year as the Southern Miss defensive coordinator, USM ranked No. 42 nationally in total defense (385.5), besting their mark by 18 spots from the season before. His defense also ranked in the top 10 in the country in first downs allowed (No. 2), fumbles recovered (No. 4), red zone defense (No. 6) and defensive touchdowns (No. 7) while finishing at No. 15 in turnovers gained and No. 24 in passing yards allowed.

The Golden Eagles held their opponents to under 100 yards rushing in seven games (out of 24 games) during Armstrong's tenure and registered the program's first shutout since 2017 in a 37-0 win over Grambling in 2021.

Seven USM defenders earned All-Sun Belt recognition in 2022 with linebacker Shantrell Latham and defensive back Malik Shorts named to the first-team and defensive back Jay Stanley garnering third-team recognition while defensive lineman Jalen Williams, linebacker Daylen Gill, linebacker Averie Habas and defensive back Natrone Brooks earned honorable mention honors. Four of his defensive players earned honorable mention All-Conference USA in 2021, including defensive lineman Josh Carr, linebackers Santrell Latham and Hayes Maples, and defensive back Malik Shorts.

Armstrong spent the 2020 campaign as the inside linebackers coach at Louisiana, where the Ragin' Cajuns were nationally ranked and the defense held three top-five national rankings through the end of the regular season, including No. 2 in passes intercepted (15), No. 3 in defensive passing efficiency (96.27) and No. 4 in passing yards allowed per game (166.9), in addition to ranking No. 31 in total defense (347.8).

Armstrong returned to Lafayette after spending the 2019 season at Georgia where he worked as a defensive quality control coach, assisting coach Kirby Smart's squad as they climbed as high as No. 3 in the national rankings. The Bulldogs finished the 2019 season with a 12-2 record and a win in the Allstate Sugar Bowl in New Orleans.

Armstrong also served as a defensive graduate assistant coach with the Ragin' Cajuns for the 2017 and 2018 seasons. Louisiana claimed its first of back-to-back Sun Belt Conference West Division championships in 2018, played in the

Sun Belt's inaugural football championship game and earned a berth in the AutoNation Cure Bowl in Orlando, Fla.

Prior to his first stint in Lafayette, Armstrong was an assistant defensive line coach at West Georgia (Div. II) for the 2016 season. He earned his bachelor's degree from Huntingdon College in Montgomery, Ala., in 2014, after playing linebacker for the Hawks for four seasons.

Armstrong is married to the former Tiffany Taylor.

AUSTIN ARMSTRONG COACHING HISTORY

Year	Team, Position
2023-Pres.	Florida, DC
2021-22	Southern Miss, DC
2020	Louisiana, LB
2019	Georgia, Quality Control
2017-18	Louisiana, Graduate Assistant
2016	West Georgia, Graduate Assistant

NFL PLAYERS COACHED BY ARMSTRONG

Year	Rnd	Player	Pos	Team	College
2023	6	Eric Scott Jr.	CB	Dallas Cowboys	Southern Miss
2022	FA	Natrone Brooks	DB	Atlanta Falcons	Southern Miss
2022	FA	Malik Shorts	DB	Las Vegas Raiders	Southern Miss
2022	FA	Dominic Qewon	DL	Chicago Bears	Southern Miss



SEAN SPENCER

CO-DEFENSIVE COORDINATOR | DEFENSIVE LINE

Second Season

@SpenceChaos

Sean Spencer enters his second season as Florida's co-defensive coordinator and defensive line coach.

During his first year at Florida, Spencer coached and mentored defensive tackle Gervon Dexter Sr., a second-round selection in the 2023 NFL Draft.

Dexter, who started in every game for the Gators in 2022, finished season with 55 tackles, 4 TFLs, four quarterback hurries, 2 sacks, 1 interception, and a pass breakup.

Also under Spencer's mentorship, junior Princely Umanmielen led the team in sacks (4.5), TFLs (9.5) and ranked second in quarterback hurries (5). Umanmielen made jump in his third season with the Gators, improving his tackles-for-loss by 8.0 and sacks by 3.0 along with 22 more tackles.

Umanmielen concluded his first season under Spencer ranked tied-for-16th in tackles-for-loss in the SEC and seventh TFL yards with 60.

Another significant contributor to Florida's defense out of Spencer's room was Tyreak Sapp, who finished the season with 20 total tackles, 0.5 tackles for loss and two quarterback hurries.

Meanwhile, freshman Chris McClellan produced a promising first year under Spencer. He recorded 23 tackles and 2.5 sacks. His 23 tackles ranked the third-most in the team among first-year players.

Spencer's unit contributed to a Florida defense that produced 22 takeaways during the 2022 season, ranking tied for first in the SEC. Those takeaways factored into a turnover margin (8) that ranked eighth in the nation.

The Gators continued their long-term defensive trends in 2022. Florida ranks fifth nationally in interceptions with 409 and lead the SEC since 1996, while holding opponents to a 54.0 passing completion percentage, which is the seventh-lowest in the FBS and third in the SEC in that that span.

A veteran of more than 20 years at the collegiate and professional levels, Spencer joined the Gators after spending two seasons (2020-21) as the New York Giants defensive line coach.

Spencer made an immediate impact to the Giants defense during his first season in 2020. That year,

the defensive front registered 40 sacks, the most sacks since the 2014 season when they tallied 47.

Under Spencer's guidance, the line helped the defense rank 12th in the NFL, allowing 349.3 yards per game in 2020. It was their best defensive finish since 2016, when they were 10th in the league by allowing 339.7 yards per game. The Giants' rushing defense ranked 10th, allowing 111.4 yards per game, also their best figures since 2016 when they were tied for third at 88.6 rushing yards per game.

Prior to the Giants, Spencer spent six seasons (2014-19) at Penn State, where he was also associate head coach and run game coordinator his final two years (2018-19).

The Nittany Lions' line was traditionally one of the best in the nation under Spencer. In 2019, Penn State had 45 sacks, the seventh-highest total in the country and third-highest in the Big Ten. It was Penn State's fifth consecutive season with at least 40 sacks, the first such streak for the Nittany Lions since team sacks were recorded in 1988.

That season, Spencer's linemen were also significant contributors to Penn State's run defense, which finished first in the nation by allowing only 2.6 yards per carry. The Nittany Lions also finished fifth in the country and first in the conference in yards per game with 95.0 in 2019.

In 2015 and 2018, Penn State led the nation in sacks, first with 50 and then with 47. Additionally, the Nittany Lions ranked fourth in the country with 8.2 tackles for loss a game in 2018. That year, the defense was a frequent fixture in the opposition's backfield, leading the country in sacks (3.62) for the second time in four years and ranking fourth in tackles for loss (8.2).

In 2017, the line helped the defense finish in the top 25 in FBS in scoring defense (7th; 16.5), sacks (7th; 3.23), rushing defense (14th; 118.0), total defense (17th; 329.5), takeaways (23rd; 25) and tackles for loss (25th; 7.2).

The line played a pivotal role in Penn State's Big Ten Championship run in 2016, when the defense finished seventh in FBS in tackles for loss (8.1) and 19th in sacks (2.86).

In 2015, the defensive line not only paced a unit that led the FBS in sacks (3.54 a game) but was sixth in tackles for loss (8.2) and 14th in total defense (324.5).

Spencer led a unit that in 2014 helped Penn State finish third in the FBS rushing defense (100.5) and second in total defense (278.7).

Prior to Penn State, Spence spent three seasons (2011-13) at Vanderbilt. During his tenure, the defensive lines helped the Commodores finish in the top 25 in the nation in total defense all three years. Vanderbilt recorded 28, 31 and 28 sacks under Spencer, with the defensive line posting 42.5 tackles for loss in 2013.

Spencer coached the Bowling Green defensive line in 2009-10 and had two stints at Massachusetts, also coaching the defensive front in 2001-03 and in 2007-08. He also has coached at Hofstra (2006), Villanova (2005), Holy Cross (2004), Trinity College (1998-2000), Shippensburg (1996-97) and Wesleyan (1995).

Spencer was a three-year starter at safety at Clarion (Pa.) University where he earned a bachelor's degree in political science in 1995.

Spencer is a native of Hartford, Conn. He and his wife Allyson have a daughter, Alysia.

SEAN SPENCER COACHING HISTORY

Year	Team, Position
2022-Pres.	Florida, Co-DC/DL
2020-21	New York Giants, DL
2018-19	Penn State, AHC/Run Game Coord/DL
2014-17	Penn State, DL
2011-13	Vanderbilt, DL
2009-10	Bowling Green, DL
2007-08	Massachusetts, DL/STCoordinator
2006	Hofstra, DL
2005	Villanova, LB
2004	Holy Cross, DL
2001-03	Massachusetts, DL
1998-2000	Trinity College, RB/DL/Pass. Game Coordinator
1996-97	Shippensburg, RB

NFL PLAYERS COACHED BY SPENCER

Year	Rnd	Player	Pos	Team	College
2023	2	Gervon Dexter Sr.	DT	Chicago Bears	Florida
2021	1	Odafe Oweh	LB	Baltimore Ravens	Penn State
2021	7	Shaka Toney	DE	Washington Football Team	Penn State
2020	2	Yetur Gross-Matos	DE	Carolina Panthers	Penn State
2020	6	Rob Windsor	DT	Indianapolis Colts	Penn State
2019	4	Shareef Miller	DE	Philadelphia Eagles	Penn State
2019	FA	Kevin Givens	DT	San Francisco 49ers	Penn State
2016	2	Austin Johnson	DT	Tennessee Titans	Penn State
2016	7	Stephen Weatherly	DE	Minnesota Vikings	Vanderbilt
2016	3	Carl Nassib	DE	Cleveland Browns	Penn State
2016	6	Anthony Zettel	DT	Detroit Lions	Penn State
2013	6	Chris Jones	DT	Houston Texas	Bowling Green
2012	7	Tim Fugger	LB	Indianapolis Colts	Vanderbilt



JABBAR JULUKE

ASSOCIATE HEAD COACH - OFFENSE / RUNNING BACKS

Second Season

[@CoachJuluke](#)

Jabbar Juluke enters his second season with the Gators as Florida's associate head coach – offense / running backs coach.

During his first year leading Florida's running backs room, the Gators finished the regular season as the third-most productive rushing offense in the nation and best in the conference in yards per carry (5.84). Florida ran the ball for an average of 213.7 yards per game in 2022, which ranked 16th in the FBS and third in the SEC.

At the forefront of the Florida's mighty ground offense was the running back duo formed by freshman Trevor Etienne and Louisiana transfer Montrell Johnson Jr, who averaged 5.7 yards per carry and 120.0 rushing yards per game, while combining for a touchdown in all 12 regular season games and scoring 17 total touchdowns. They were one of only 15 running back duos in the FBS to rush for over 700 yards apiece in 2022.

Johnson Jr., who Juluke recruited out of high school to play at UL, finished the 2022 campaign ranked tied-for-fourth in the SEC in rushing touchdowns (10) and became the first UF running back to rush for over 800 yards since La'Mical Perine in 2018. Meanwhile, Etienne ranked fourth in yards per carry (6.1), tied for 10th in touchdowns (six) and eighth in rushing yards (719) in the FBS among true freshmen.

Prior to Florida, Juluke spent the four previous years (2018-21) on Head Coach Billy Napier's staff at Louisiana, which included four straight Sun Belt West Division titles, a share of the Sun Belt title in 2020 and 2021 Sun Belt Conference Championship.

Juluke coached two running backs that were drafted in back-to-back years (2020-21). Eli Mitchel by the San Francisco 49ers and Raymond Calais by the Tampa Bay Buccaneers. Mitchel was named First Team All-Sun Belt in 2020 and led Louisiana in rushing, with 141 carries for 878 yards and eight touchdowns. His yardage total was third in the league and 23rd nationally, while his eight rushing scores were the fifth

most in the Sun Belt and tied for 41st nationally. Mitchel finished his career ranked fifth in career rushing touchdowns (41) and sixth in career rushing yards (3,267) and set the program record for most rushing yards in a bowl game after tallying 127 yards and a touchdown in the 2020 SERVPRO First Responder Bowl.

The 2019 FootballScoop Running Backs Coach of the Year, Juluke led the Ragin' Cajuns to its best rushing season in program history in 2019, setting school records in total rushing yards (3,604) and rushing touchdowns (42). Louisiana finished the season ranked third nationally in yards per rush (6.28), rushing touchdowns (42) and sixth in total rushing yards.

Prior to a season at Texas Tech (2017), he was the running backs coach at LSU in 2016. Juluke tutored one of the nations top running backs in Leonard Fournette who was the No. 5 overall selection in the 2017 NFL Draft. He also worked with Derrius Guice that season, pushing the sophomore to 1,428 yards and 11 touchdowns while being named to the All-SEC First Team with Fournette.

He began his collegiate coaching career at Louisiana Tech, where he spent two seasons (2014-15) as the running backs coach. Juluke helped the Bulldogs win the Conference USA West Division title in 2014. He also heavily involved in recurring efforts and helped land three 2017 NFL Draft picks in wide receivers Carlos Henderson (Denver Broncos), Trent Tylor (San Francisco 49ers) and safety Xavier Woods (Dallas Cowboys).

Juluke arrived at Louisiana Tech following nine years as the head coach at Edna Karr High School in New Orleans. Juluke was regarded as one of Louisiana's top high school coaches during that time as he compiled an 80-39 record that was capped by a perfect 14-0 mark and a Class 4A state title in 2012.

Juluke guided Edna Karr to seven district titles and two state runner-up finishes during his tenure. He boasted a 49-8 record over his final four

seasons alone which featured three appearances in the state championship game. Most impressively, Juluke helped over 70 of his players earn college football scholarships during his head coaching career.

Prior to his stint at Edna Karr, Juluke served as the defensive back coach and special teams coordinator at O.P. Walker High school for one season (2002). Juluke coached linebackers at St. Augustine High School in 2000 and 2001 after serving as the wide receivers coach for Brother Martin High School in 1999.

Juluke began his coaching career as the defensive coordinator for Frederick Douglas High School from 1996-98.

As a player, Juluke helped guide Southern University to an 11-1 record and a Black National Championship in 1993. In addition to his time as a standout safety for the Jaguars, Juluke also lettered one season with the men's basketball program during the 1994-95 campaign. He earned his bachelor's degree in sociology from Southern in 1999.

Juluke is a native of New Orleans. He and his wife, Denise, are parents to three children – Jahmad, Jamari and Dyrius Smith.

JABBAR JULUKE COACHING HISTORY

Year	Team, Position (Record as HC)
2022-Pres.	Florida, Associate Head Coach/ RB
2018-21	Louisiana, Assistant Head Coach/ RB
2017	Texas Tech, Associate Head Coach/ RB
2016	LSU, RB
2013-15	Louisiana Tech, RB
2006-12	Edna Karr High School, HC (80-39)
2005	McKinley High School, Assistant
2003-04	Edna Karr High School, HC (80-39)
2002	O.P. Walker High School, DB/ST Coordinator
2000-01	St. Augustine High School, LB
1999	Brother Martin High School, WR
1996-98	Frederick Douglas High School, DC

DRAFTED NFL PLAYERS COACHED BY JULUKE

Year	Rnd	Player	Pos	Team	College
2021	6	Elijah Mitchell	RB	San Francisco 49ers	Louisiana
2020	7	Raymond Calais	RB	Tampa Bay Buccaneers	Louisiana
2020	FA	Trey Ragas	RB	Las Vegas Raiders	Louisiana
2017	1	Leonard Fournette	RB	Jacksonville Jaguars	LSU
2018	6	Boston Scott	RB	New Orleans Saints	Louisiana Tech
2018	2	Derrius Guice	RB	Washington Redskins	LSU
2016	4	Kenneth Dixon	RB	Baltimore Ravens	Louisiana Tech
2014	FA	Cornelius Lucas*	T	Detroit Lions	Kansas State
2009	3	Michael Wallace*	WR	Pittsburgh Steelers	Ole Miss
2009	3	Keenan Lewis*	CB	Pittsburgh Steelers	Oregon State

* coached in high school



Corey Raymond enters his second season with Florida as assistant head coach – defense / secondary.

During his first season with the Gators, Raymond's unit contributed heavily to a Florida defense that produced 22 takeaways during the season, ranking tied for first in the SEC. Those takeaways factored into a turnover margin (8) that ranked eighth in the nation.

Raymond's room accounted for six of nine interceptions in the season with cornerback Jaydon Hill tying the team high with two.

After missing the 2021 season due to an injury and the beginning of the 2022 campaign, Hill started the final nine games for the Gators during Raymond's first year at Florida. In his second start against Missouri, he recorded two interceptions that included a 49-yard interception return touchdown, becoming the first Florida player with two interceptions and a pick-six in the same game since CJ Gardner-Johnson vs. Michigan in the Peach Bowl on Dec. 29, 2018. His performance vs. the Tigers also earned him his first-career SEC Defensive Player of the Week Honor.

In addition to his two interceptions Hill finished the 2022 campaign with 24 total tackles, 0.5 tackles for loss two pass breakups and two fumble recoveries. Florida's younger cornerbacks also logged a promising campaign under Raymond's guidance.

Georgia transfer Jalen Kimber kicked off his UF career with an electrifying 39-yard interception return touchdown against USF, representing Florida's first pick-six since CJ Gardner-Johnson's 30-yard interception return touchdown against in the Chick-Fil-A Peach Bowl in 2018.

Jason Marshall Jr., who started all 13 games in 2022, led the Gators in pass breakups with a career-high of eight, which was tied for 10th in the SEC.

The Gators continued their long-term defensive trends in 2022. Florida ranks fifth nationally in interceptions with 409 and lead the SEC since 1996, while holding opponents to a 54.0 passing completion percentage, which is the seventh-lowest in the FBS and third in the SEC in that that span.

Corey Raymond, who played six years in the NFL, spent 10 seasons at LSU where he coached defensive backs (2012-17) and cornerbacks (2018-21) prior to Florida.

LSU's secondary under Raymond's guidance was consistently among the best in the SEC, most recently leading the conference in interceptions in 2019 and ranking second in 2020. LSU also ranked second in the SEC in pass defense

COREY RAYMOND

ASSISTANT HEAD COACH - DEFENSE | SECONDARY

Second Season

@UF_CoachRaymond

efficiency three years in a row from 2017-19.

The Tigers allowed only 11 passing touchdowns in 2017 and nine in 2016.

In 2014, LSU's secondary led the SEC in total defense, pass defense and pass efficiency defense. LSU allowed an SEC-best 10 passing touchdowns that year.

The Tigers limited opponents to 15 touchdown passes and ranked second in the league in yards allowed per attempt and third in the conference in completion percentage at 56.0 percent in 2013.

As a unit in 2012, Raymond's first year back with the Tigers, LSU's secondary combined for 15 interceptions and helped the Tigers rank No. 11 nationally in pass efficiency defense.

Raymond coached 16 Tigers who were picked in the NFL Draft, including four first rounders. Additionally, his unit at LSU produced seven first team All-Americans during his time at LSU, and a Jim Thorpe Award winner in Grant Delpit in 2019.

Raymond spent 2011 season as the secondary coach at Nebraska. In his one season with the Cornhuskers, Raymond coached a Nebraska secondary that featured the 2011 Big Ten Defensive Back of the Year in Alfonzo Dennard. Raymond's secondary helped Nebraska rank No. 18 in the nation in pass defense in 2011.

Prior to Nebraska, Raymond served as the cornerbacks coach for two seasons at Utah State. Raymond coached Curtis Marsh, who earned All-WAC honors and later went on to become a third-round pick in the NFL Draft.

Raymond served on the LSU staff for three years from 2006-08 before taking the job at Utah State.

During his three years on the LSU staff from 2006-08,

Raymond was part of two BCS bowl victories, including a 38-24 win over Ohio State in the BCS National Championship. LSU's defense ranked No. 3 nationally in both 2006 and 2007 as the Tigers combined to post a 23-4 record during that span.

Prior to joining the LSU staff in 2006, Raymond coached at the high school level for three years in his hometown of New Iberia. Raymond was the defensive coordinator at New Iberia High School in 2003 and then held the same position at Westgate High School in 2004-05.

Raymond was a three-year starter in the secondary for the Tigers from 1989-91. He capped his LSU career with 185 tackles and eight interceptions. Following his career with the Tigers, Raymond spent six seasons in the NFL – three with the New York Giants and three with the Detroit Lions. In 90 games in the NFL, Raymond started 60 times and intercepted 11 passes to go with 258 tackles.

Raymond, who earned his undergraduate degree from LSU in 1993, is a native of New Iberia, La. He has four children – Cody, Ariel, Christopher and Madison.

COREY RAYMOND COACHING HISTORY

Year	Team, Position
2022-Pres.	Florida, Assistant Head Coach/CB
2020-21	LSU, CB/Rec. Coord.
2018-19	LSU, CB
2012-17	LSU, DB
2011	Nebraska, Secondary
2009-10	Utah State, CB
2007-08	LSU, Assistant Strength Coach
2006	LSU, Intern
2004-05	Westgate (La.) High School, DC
2003	New Iberia (La.) High School, DC

DRAFTED NFL PLAYERS COACHED BY RAYMOND

Year	Rnd	Player	Pos	Team	College
2023	4	Jay Ward	CB	Minnesota	LSU
2022	3	Cordale Flott	CB	N.Y. Giants	LSU
2022	1	Derek Stingley Jr.	CB	Houston	LSU
2021	6	Jacoby Stevens	S	Philadelphia	LSU
2020	2	Grant Delpit	S	Cleveland	LSU
2020	2	Kristian Fulton	CB	Tennessee	LSU
2019	2	Greedy Williams	CB	Cleveland	LSU
2018	2	Donte Jackson	CB	Carolina	LSU
2017	1	Jamal Adams	S	N.Y. Jets	LSU
2017	1	Tre'Davious White	CB	Buffalo	LSU
2016	4	Rashard Robinson	CB	San Francisco	LSU
2016	7	Jalen Mills	S	Philadelphia	LSU
2015	2	Jalen Collins	CB	Atlanta	LSU
2014	2	Stanley Jean-Baptiste	CB	New Orleans	Nebraska
2014	4	Nevin Lawson	CB	Detroit	Utah State
2013	5	Tharold Simon	CB	Seattle	LSU
2013	1	Eric Reid	S	San Francisco	LSU
2013	3	Tyrann Mathieu	S	Arizona	LSU
2013	7	Damion Stafford	S	Tennessee	Nebraska
2012	7	Alfonso Dennard	CB	New England	Nebraska
2011	3	Curtis Marsh	CB	Philadelphia	Utah State



JAY BATEMAN

INSIDE LINEBACKERS

Second Season

@CoachBateman

Jay Bateman enters his second season with the Gators, coaching the inside linebackers.

During his first year at Florida, Bateman delivered two NFL Draft picks, including Ventrell Miller who was picked in the fourth round by the Jacksonville Jaguars, along with Amari Burney who was selected by Las Vegas in the sixth round.

Burney had a breakout season in his final campaign with the Gators, contributing in a multitude of ways. The St. Petersburg, Fla. native ranked tied for first on the team in interceptions (two), second in sacks (4.0) and tackles for loss (9.0), tied for second in forced fumbles (two), tied for second in pass breakups (4) and fourth in tackles (79). Burney's 79 tackles ranked tied for 18th in the SEC, while his 9.0 tackles for loss ranked tied for 20th.

Burney was one of five FBS linebackers with at least 4.0 sacks, two INTs and two forced fumbles. He was also one of three SEC defenders to have forced four-plus turnovers in 2022.

Burney's signature play of 2022 happened during the first game season, however. He sealed a 29-26 season-opening victory over No. 7 Utah with his third-career interception, which came in the endzone with 0:17 remaining in the fourth quarter. The victory marked UF's highest-ranked victory in a season opener in program history.

Meanwhile Miller, one of the most vocal leaders on team during the 2022 campaign, finished his last season as a Gator with the fifth-most tackles in the team (71). His 71 tackles ranked tied for 26th in the conference.

Bateman's unit contributed to a Florida defense that produced 22 takeaways during the 2022 season, ranking tied for first in the SEC. Those takeaways factored into a turnover margin (8) that ranked eighth in the nation.

The Gators continued their long-term defensive trends in 2022. Florida ranks fifth nationally in interceptions with 409 and lead the SEC since 1996, while

holding opponents to a 54.0 passing completion percentage, which is the seventh-lowest in the FBS and third in the SEC in that that span.

A 25-year coaching veteran, Bateman arrived in Gainesville after spending three seasons as North Carolina's co-defensive coordinator and safeties coach (2019-21).

Upon his arrival in Carolina in 2019, Bateman helped engineer major improvements in the Tar Heel defense, which was one of the nation's top five most improved units in total defense, scoring defense and rushing defense that year.

Bateman's aggressive style was evident in the 36 sacks the team produced in 2020, the most for a Carolina defense since 2000 and tied for fifth nationally. The scoring defense, total defense and rushing defense all ranked in the Top 35 nationally of teams that played at least 10 games that season. The unit produced a first-team All-America in linebacker Chazz Surratt.

During his time with the Tar Heels, Bateman helped develop two NFL Draft picks, including Surratt who was picked in the third round by the Minnesota Vikings in 2021, along with Jason Strowbridge who was selected in the fifth round by the Miami Dolphins in 2020.

Prior to UNC, Bateman spent five seasons (2014-18) as Army's defensive coordinator.

Army won 29 games during Bateman's tenure, including three bowl games during his last three seasons, which included two Top-10 finishes in total defense. Bateman was one of five finalists for the 2018 Broyles Award and a semifinalist in 2016.

In 2018, Bateman led Army's defense to finish eighth nationally in total defense (295.5 ypg) and 10th in scoring defense (17.7 ppg).

The Black Knights finished third in the nation in red zone defense and 14th in passing defense in 2017. In 2016, Bateman guided a defense that ranked fourth nationally in total defense (291.5 ypg), sixth in passing defense (170.2 ypg) and 18th in rushing

defense (121.2 ypg). The Army defensive unit also ranked 16th in scoring defense, allowing 19 points per game, while increasing its interception total from six in 2015 to 17 in 2016.

Prior to Army, Bateman spent three seasons as the defensive coordinator at Ball State (2011-13). His 2013 defensive unit ranked ninth nationally in turnovers gained with 31 and 12th in turnover margin at +0.9.

Bateman's defensive unit at Ball State produced an NFL Draft selection in Jonathan Newsome, who was selected in the fifth round by the Indianapolis Colts in 2015.

Bateman spent five seasons as the defensive coordinator and linebackers coach at Elon (2006-10) prior to Ball State. At Elon, Bateman coached Chad Nkang who was drafted by the Jacksonville Jaguars in 2007

He also made stops at Lehigh (2005) and Richmond (2004). Bateman gained head-coaching experience at Siena College. He led the program from 2000-03 after spending one season as an assistant coach on staff.

Bateman began his coaching career in 1997, spending two years on staff at Hampden-Sydney. Bateman is a 1995 graduate of Randolph-Macon.

Bateman is a native of Richmond, Va. He and his wife Heather have two children, Bea and CJ.

JAY BATEMAN COACHING HISTORY		
Year	Team, Position (Record as HC)	
2022-Pres.	Florida, ILB	
2019-21	North Carolina, Co-DC/S	
2014-18	Army, DC	
2011-13	Ball State, DC	
2006-10	Elon, DC/LB	
2005	Lehigh, DL	
2004	Richmond, Secondary	
2000-03	Siena College, HC (5-35)	
1999	Siena College, DC	
1997-98	Hampden-Sydney, GA	
1995-97	Benedictine HS, Assistant	

DRAFTED NFL PLAYERS COACHED BY BATEMAN

Year	Rnd	Player	Pos	Team	College
2023	3	Ventrell Miller	LB	Jacksonville Jaguars	Florida
2023	6	Amari Burney	LB	Las Vegas Raiders	Florida
2021	3	Chazz Surratt	LB	Minnesota Vikings	North Carolina
2020	5	Jason Strowbridge	DE	Miami Dolphins	North Carolina
2014	5	Jonathan Newsome	LB	Indianapolis Colts	Ball State
2007	7	Chad Nkang	LB	Jacksonville Jaguars	Elon



BILLY GONZALES

WIDE RECEIVERS

Tenth Season (first with Napier)

@CoachBillyG

Billy Gonzales, who coaches the wide receivers, enters his 10th season with the Gators after returning to Florida in 2023 for a third.

He spent the 2022 season at Florida Atlantic as their wide receivers coach after spending four seasons in the same role for the Gators from 2018-21. In 2020, despite UF losing three receivers to the NFL Draft, the position group continued to shine under Gonzales. Florida receivers combined to catch 189 passes for 2,716 yards and 28 touchdowns.

In the passing attack, Florida's 46 touchdown passes led the nation by four. Florida was the only FBS team featuring six players with at least three receiving touchdowns and was one of four FBS teams featuring six players with more than 20 receptions and 225 receiving yards. The Gators were also one of eight FBS teams featuring seven players with multiple touchdown receptions.

In 2019, Gonzales' mentorship played a crucial role in allowing Florida to reach its second consecutive New Year's Six bowl. The Gators made a name for themselves as one of the best-receiving teams in UF history, recording 33 passing TD's over the course of the season – the most since 2008. Florida's pass offense averaged 300.8 yards per game, ranking 16th nationally.

Florida was the only FBS team featuring eight pass catchers with 20-plus receptions, 250-plus yards, and a touchdown. Nine different players also finished with 150-plus receiving yards, something no Gators team has achieved since at least 1990. Additionally, seven Gators had multiple touchdown receptions for the first time since 2007.

Overall, ten Gators had at least one touchdown catch during the season, and 11 Gators had one in 2018 -- marking the first time since 2000 and 2001 that 10 different Gators caught a touchdown in consecutive seasons.

Florida amassed 425-plus total yards six times in 2018, tying the 2009 Gators for the most games of over 425 yards in a season since 2008 (eight times). The Gators finished with 350-plus total yards 10 times in 2018, which tied the 2007 and 2009 Gators for the second-most times UF did that in a season since the start of 2005. Billy Gonzales is the only person to coach on all four of those staffs.

Over his five seasons at Mississippi State, the Bulldogs recorded 18 100-yard receiving games, including a

school-record seven in 2015. Five times in his tenure, MSU posted multiple 100-yard receiving games in the same game, something that had only been done five times in MSU history prior to his arrival.

Gonzales arrived in Starkville following a one-year stint as co-offensive coordinator and wide receivers coach at Illinois.

Prior to coaching the Fighting Illini, Gonzales served as the passing game coordinator and wide receivers coach at LSU. During his time in Baton Rouge, Gonzales helped the Tigers to the 2012 BCS National Championship game and the 2011 SEC Championship.

Prior to his stint at LSU, Gonzales coached under Urban Meyer at Florida. During his time as wide receivers coach, the Gators' high-octane offense translated to two BCS national championships in 2006 and 2008.

During that span, Gonzales and Florida produced seven All-SEC wide receivers.

During his two seasons (2003-04) at Utah as wide receivers coach and co-special teams coordinator, Gonzales saw the Utes to a 22-2 record and two bowl wins, including a 35-7 thrashing of Pittsburgh in the 2005 Fiesta Bowl. The Utes' offense averaged 499.8 yards and 45.3 points per game, each ranking third in the country in their respective categories. Under Gonzales' watch, three Utah receivers were first-team All-Mountain West.

Gonzales was at Bowling Green for the 2001-02 seasons, serving as wide receivers coach and co-recruiting coordinator.

Gonzales got his first full-time coaching position in Division I in 1997 when he accepted a job at Kent State.

Prior to a full-time coaching job with the Golden Flashers, Gonzales spent two years as a graduate assistant at the school from 1995-96. He earned his master's degree from Kent State in sports administration.

Gonzales broke into the coaching profession in 1994 at MacMurray (Ill.) as wide receivers coach. A four-year letterwinner at Colorado State including two years as starting wide receiver, Gonzales helped the Rams to a 9-4 record during the 1990 season and a win over Oregon in the Freedom Bowl. Gonzales and his wife, Julie, have two children, Cole and Caylynn.

BILLY GONZALES COACHING HISTORY

Year	Team, Position
2023-Pres	Florida, WR
2022	Florida Atlantic, WR
2018-2021	Florida, Co-Offensive Coordinator / WR
2014-17	Mississippi State, Co-Offensive Coordinator / WR
2013	Mississippi State, WR
2012	Illinois, Co-Offensive Coordinator / WR
2010-11	LSU, Passing Game Coordinator / WR
2008-09	Florida, WR/ Recruiting Coordinator
2005-07	Florida, WR
2003-04	Utah, WR/ Special Teams Coordinator
2001-02	Bowling Green, WR
1995-2001	Kent State, WR
1994	MacMurray, WR

DRAFTED NFL PLAYERS COACHED BY GONZALES

Year	Rnd	Player	Pos	Team	College
2023	4	Justin Shorter	WR	Buffalo Bills	Florida
2021	1	Kadarius Toney	WR	New York Giants	Florida
2020	2	Van Jefferson	WR	Los Angeles Rams	Florida
2020	4	LaMical Perine	RB	New York Jets	Florida
2020	6	Freddie Swain	WR	Seattle Seahawks	Florida
2020	7	Tyrie Cleveland	WR	Denver Broncos	Florida
2019	2	Jawaan Taylor	OT	Jacksonville Jaguars	Florida
2019	2	Elgton Jenkins	C	Green Bay Packers	Mississippi State
2019	5	Jordan Scarlett	RB	Carolina Panthers	Florida
2018	3	Martinas Rankin	OT	Houston Texans	Mississippi State
2018	6	Jordan Thomas	TE	Houston Texans	Mississippi State
2017	6	Justin Senior	OT	Seattle Seahawks	Mississippi State
2016	4	Dak Prescott	QB	Dallas Cowboys	Mississippi State
2015	6	Malcolm Johnson	TE	Cleveland Browns	Mississippi State
2015	6	Josh Robinson	RB	Indianapolis Colts	Mississippi State
2014	1	Odell Beckham Jr.	WR	New York Giants	LSU
2014	2	Jarvis Landry	WR	Miami Dolphins	LSU
2014	7	James Wright	WR	Cincinnati Bengals	LSU
2013	3	Hugh Thornton	OG	Indianapolis Colts	Illinois
2012	2	Reuben Randle	WR	New York Giants	LSU
2010	5	Riley Cooper	WR	Philadelphia Eagles	Florida
2009	1	Percy Harvin	WR	Minnesota Vikings	Florida
2009	4	Louis Murphy	WR	Oakland Raiders	Florida
2008	3	Andre Caldwell	WR	Cincinnati Bengals	Florida
2007	7	Dallas Baker	WR	Pittsburgh Steelers	Florida
2006	2	Chad Jackson	WR	New England Patriots	Florida
2005	7	Paris Warren	WR	Tampa Bay Buccaneers	Utah
1999	5	Eugene Baker	WR	Atlanta Falcons	Kent State



RUSS CALLAWAY

TIGHT ENDS

First Season

 @RussCallaway

Russ Callaway enters his second season with the Gators and his first as Florida's tight ends' coach.

An experienced coach at the collegiate and NFL levels, Callaway's resume includes stints with the New York Giants, LSU, Alabama and Samford.

Callaway joined the Gators after spending the 2021 season with the New York Giants, serving as an offensive assistant, and the 2020 season as a senior offensive assistant and analyst at LSU.

He spent five seasons at Samford where he served as the Bulldogs' offensive coordinator and quarterbacks coach from 2016-19, while also coaching the wide receivers from 2015-17.

As a unit in 2018, Samford's offense led the FCS in passing yards per game (392.7). The also offense ranked fourth in the FCS in total offense (515.9 ypg.), and eighth in both red zone offense (.898) and in first downs (298). Meanwhile in 2017, the Bulldogs' offense led the SoCon and ranked fifth in the FCS in passing yards per game (33.4 ypg.).

In 2016, Callaway's offense ranked third among all FCS schools in passing offense, averaging 349.4 passing yards per game. The offense also ranked sixth in the FCS in red zone offense (90.2%), 11th in team passing effi-

ciency (155.24), 12th in scoring offense (35.1 ppg.) and 14th in total offense (446.2 ypg.).

During his time with Samford, Callaway mentored quarterback Devlin Hodges, who earned the Walter Payton Award for the top offensive player in all of FCS football in 2018. Hodges passed for an FCS-record 14,584, breaking the old record set by Steve McNair.

Prior to Samford, Callaway spent two seasons on staff at Murray State, where he worked with the wide receivers, while also serving as the recruiting coordinator.

Callaway joined the Racers after winning back-to-back BCS National Championships as a defensive analyst on Nick Saban's staff at Alabama. In his role at UA, Callaway assisted defensive coordinator Kirby Smart with the inside linebackers.

Callaway played collegiately as a quarterback at Valdosta State, where he was a two-time team captain. He joined the Blazers in 2007, helping the team to the school's second National Championship.

Callaway graduated from VSU in 2010 with a degree in business management.

Callaway and his wife, Taylor, and have one daughter, Maris Faye Callaway, and one son, Samuel Ingram Callaway.

Callaway is the son of veteran coach Neil Callaway.

RUSS CALLAWAY COACHING HISTORY

Year	Team, Position
2023	Florida, TE
2022	Florida, Defensive Intern
2021	New York Giants, Offensive Assistant
2020	LSU, Senior Offensive Assistant and Analyst
2018-19	Samford, Offensive Coordinator / QB
2016-17	Samford, Offensive Coordinator / QB / WR
2015	Samford, Wide Receivers / Pass Game Coordinator
2014-13	Murray State, WR / Recruiting Coordinator
2011-12	Alabama, Defensive Analyst

DRAFTED NFL PLAYERS COACHED BY CALLAWAY

Year	Rnd	Player	Pos	Team	College
2022	5	Montrell Washington	WR	Denver Broncos	Samford
2019	FA	Delvin Hodges	QB	Pittsburgh Steelers	Samford
2019	FA	Kelvin McKnight	WR	Denver Broncos	Samford
2014	6	Walt Powell	WR	Arizona Cardinals	Murray State



MIKE PETERSON

EDGE

Second Season
 @CoachMPeterson

Mike Peterson enters his second season with the Gators as an assistant coach, coaching the edge position.

During his first year at Florida, Peterson mentored sophomore Antwaun Powell-Ryland Jr., who started the last five games of the season and recorded 23 total tackles with 5.5 TFL, 3.0 sacks, two forced fumbles, one quarterback hurry and one pass breakup.

Powell-Ryland Jr. was one of only seven SEC defenders to have forced three fumbles in the season, which ranked tied for first in the league. He became the first Gator to force three fumbles in a season since Jonathan Greenard in 2019. He was also one of three SEC linebackers to force three-plus fumbles and finish with 6.0 or more tackles for loss.

In 2022, Peterson also coached Brenton Cox Jr., who led the team in tackles through the first seven games of the season and ranked third in the SEC and fifth in the nation in tackles for loss. Cox Jr. was signed as an undrafted free agent by the Green Bay Packers in 2023.

Prior to Florida, Peterson spent the six seasons (2016-21) at South Carolina as an outside linebackers / defensive ends coach.

During his time with the Gamecocks, Peterson developed two NFL Draft picks in Kingsley Enagbare (fifth round, 2022) and D.J. Wonnum (fourth round, 2020).

In 2020, he coached Enagbare to a first-team All-SEC selection and the conference leader in sacks and forced fumbles.

While under Peterson’s tutelage, Wonnum wrapped up his Gamecock career ranked ninth with 29.5 tackles for loss. He was a second-team All-SEC selection in 2019.

Peterson is credited with the development of Bryson Allen-Williams, who logged 10 tackles for loss in 2018 despite playing in just nine games, and finished his career 10th on the school’s all-time list with 27.5 tackles for loss.

In 2017, Peterson was instrumental in the development of Wonnum, who ranked tied for seventh in the SEC in tackles for loss with 13.0, while leading the team with 6.0 sacks.

With Peterson’s mentoring, Darius English turned in his finest season in South Carolina in 2016, garnering 9.0 sacks to move him into both the single-season and career (15.0) sacks top-10 lists in school history while earning second-team All-SEC accolades.

A member of the Florida 1996 National Championship team, he played linebacker for Steve Spurrier from 1995-98. His senior year, he served as a team captain and earned First-Team All-SEC and All-America honors. Peterson was inducted into the University of Florida Athletic Hall of Fame in 2011.

He was selected in the second-round (36th pick overall) in the 1999 NFL Draft by the Indianapolis Colts. Peterson earned second-team All-Pro honors in 2005 and finished his career with 883 tackles, 21.5 sacks and 19 interceptions in 196 career games. A graduate of Santa Fe High School, he played 14 years in the NFL with the Colts (1999-02), Jacksonville Jaguars (2003-08) and Atlanta Falcons (2009-12).

After retiring from the NFL, he returned to Florida in 2013 where he finished his degree while working as undergraduate assistant coach on the strength and conditioning staff. Upon graduation, he was named to a full-time position as a strength and condition coordinator.

Peterson and his wife established the Mike Peterson Foundation in 2004. The foundation was constituted in an attempt to support and benefit under-served youth and socio-economically challenged families in Peterson’s hometown of Alachua and his NFL cities of Jacksonville and Atlanta.

Since its inception, the Mike Peterson Foundation has already served over 50,000 youth and families through several community events and programs, most notably the Top Dog Readers Club literacy program at the Grove Park Elementary School in Atlanta.

A Gainesville native, Peterson attended Santa Fe High School in Alachua.

Peterson and his wife, Chantal, have two sons; Mike Jr. and Gavin.

Peterson is the older brother of former Chicago Bears running back Adrian Peterson.

MIKE PETERSON COACHING HISTORY

Year	Team, Position
2022-Pres.	Florida, OLB/Alumni Liaison
2016-21	South Carolina, OLB/DE
2014-15	Florida, Strength and Conditioning Coord.
2013	Florida, Undergraduate Assistant

NFL PLAYERS COACHED BY PETERSON

Year	Rnd	Player	Pos	Team	College
2023	FA	Brenton Cox Jr.	OLB	Green Bay Packers	Florida
2022	5	Kingsley Enagbare	DE	Green Bay Packers	South Carolina
2020	4	D.J. Wonnum	LB	Minnesota Vikings	South Carolina



Darnell Stapleton enters his second season as Florida's offensive line coach.

During his first year as Florida's offensive line coach, Stapleton worked alongside offensive coordinator and offensive line coach Rob Sale and contributed heavily toward a powerful run offense.

The Gators finished the 2022 regular season as the third-most productive offense in the nation and best in the conference in yards per carry (5.84). Florida ran the ball for an average of 213.7 yards per game in 2022, which ranked 16th in the FBS and third in the SEC.

The efficiency by Florida's running offense reflected an offensive line mentored directly by Stapleton and Sale that allowed only 13 sacks in the regular season, ranking tied for second-fewest in the SEC and 16th in the FBS.

The offensive line was anchored by Louisiana transfer O'Cyrus Torrence, who finished as the top-rated guard in the nation at 88.0, according to Pro Football Focus.

Torrence became first Gators offensive guard to be named a Consensus All-American, and the fifth lineman in Florida history. He was named a First Team All-American by Sporting News, Associated Press, American Football Coaches Association and Walter Camp, and to the second team by the Football Writers Association of America. He was also named to the AP All-SEC First Team.

Torrence never allowed a QB hit or sack in 3,065 career snaps, including zero QB hurries or penalties in 698 snaps and 11 games started with the Gators in 2022.

In addition to Torrence finishing as PFF's No. 1-rated guard in college football during the 2022 season, Austin Barber ranked as the No. 22 tackle in the FBS and was placed on the College Football News Freshman All-America First Team.

Stapleton's offensive line unit delivered two NFL

DARNELL STAPLETON

OFFENSIVE LINE

Second Season

@Darnellru53

products via the 2023 NFL Draft and free agency during his first year at Florida. Torrence was drafted by Buffalo in the second round, while tackle Richard Gouraige was signed by the Bills as an undrafted free agent.

Stapleton joined the Gators staff after spending the 2021 the season with Napier at Louisiana, where he helped the Ragin' Cajuns to a Sun Belt Conference championship.

Stapleton's unit blocked for 2021 Sun Belt Conference Championship Game MVP Levi Lewis, who compiled 2,646 yards of passing, the second-best in the league, threw the third-most touchdowns in the conference (19) and ranked fifth with 203.5 passing yards per game through 13 games.

On the ground, Louisiana's offensive line helped the Ragin' Cajuns to 31 rushing touchdowns and 2,496 rushing yards, ranking 14th and 24th respectively in the nation, while placing second and third in the conference in 13 games.

Prior to Louisiana, Stapleton spent four seasons at Sam Houston State, where he was the offensive line coach and the run game coordinator from 2017-20. In 2019, the Bearkat offensive line produced a pair of All-Southland Conference selections in first teamer Colby Thomas and third teamer Tyler Edwards, who help running back Donovan Williams finish second in the Southland in rushing with 925 yards and 14 touchdowns.

From 2014-17, he served at the offensive line coach at Bucknell University.

In 2016, Stapleton coached Julián Davenport, who captured First Team All-America honors from the Associated Press, American Football Coaches Association, Walter Camp Foundation and STATS. Also a four-time All-Patriot League selection, Davenport became Bucknell's first NFL Draft pick since 1969 when he was taken in the fourth round by the Houston Texans.

The offensive line coach at Pace University for six months prior to joining the Bucknell staff, Stapleton completed two years as a graduate assistant at Rutgers, working closely with an offensive line that ranked in the top 10 nationally in fewest sacks allowed in 2012. The Scarlet Knights went

to two bowl games during Stapleton's tenure, which also included a Big East title.

Stapleton joined the Rutgers program in 2005 after two playing years at Hudson Valley Community College. He started all 25 games at center during his two years at Rutgers, earning recognition as a finalist for the Rimington Trophy as a senior. Stapleton anchored an offensive line that blocked for future NFL Pro Bowl running back Ray Rice.

Stapleton graduated from Rutgers in 2007 with a degree in business and labor relations.

Stapleton was a member of the Pittsburgh Steelers from 2007 to 2010 and was on the squad that won Super Bowl XLIII at the conclusion of the 2008 campaign. He started 18 games on the offensive line during his time in Pittsburgh, including the Super Bowl. Overall, he played in 26 career games with the Steelers.

Stapleton's coaching career started in 2011 with the New York Sharks, a women's professional football team. He followed that stint with one season coaching both the offensive and defensive lines at Montclair Kimberly Academy. The squad posted a 9-2 mark, surpassing the program record for wins by three.

Stapleton has coached three NFL Draft selections in O'Cyrus Torrence (2023, Florida), Max Mitchell (2022, Louisiana) and Julien Davenport (2017, Bucknell).

Stapleton is a native of Union Township, NJ.

DARNELL STAPLETON COACHING HISTORY

Year	Team, Position (Record as HC)
2022-Pres.	Florida, OL
2021	Louisiana, OL
2017-20	Sam Houston State, Running Game Coordinator/OL
2014-17	Bucknell, OL
2014	Pace, OL
2013-14	Rutgers, Graduate Assistant
2012	Montclair Kimberly Academy, OL /DL
2011	New York Sharks, HC (5-3)

DRAFTED NFL PLAYERS COACHED BY STAPLETON

Year	Rnd	Player	Pos	Team	College
2023	2	O'Cyrus Torrence	G	Buffalo Bills	Florida
2022	4	Max Mitchell	T	New York Jets	Louisiana
2017	4	Julien Davenport	T	Houston Texans	Bucknell

FOOTBALL STRENGTH AND CONDITIONING STAFF



Mark Hocke enters his second season as Florida's Associate Head Coach/Director of Football Strength and Conditioning.

Prior to Florida Hocke (Pronounced: "Hockey") spent all four seasons (2018-21) at Louisiana with Napier, which included four straight Sun Belt West Division titles, a share of the Sun Belt title in 2020 and 2021 Sun Belt Conference Champions.

Prior to Louisiana, Hocke spent the 2017 season at Texas A&M where he served as the Football Strength and Conditioning.

Prior to Texas A&M, Hocke spent one season as the co-associate head football strength and conditioning coach at Florida State where he served under head football coach Jimbo Fisher and strength coach Vic Vilorio. The Seminoles won the final five games of the 2016 season on their way to a 10-3 record that included a 33-32 win over Michigan in the Orange Bowl.

He also served as the head strength and conditioning coach at the University of Georgia in 2015, where he directed a 15-person staff that trained a pair of All-SEC honorees in offensive lineman as the Bulldogs finished the year with a 10-3 record, which included a win over Penn State in the Gator Bowl.

Hocke began his collegiate coaching career at the University of Alabama in 2009 spending six seasons on head coach Nick Saban's staff and was with Napier in Tuscaloosa during the 2011 and 2014-15 seasons.

He helped coach three teams that won BCS National Championships (2009, 2012, 2013) and trained over 35 players that signed NFL contracts, including 10 first-round NFL Draft

MARK HOCKE

ASSOCIATE HEAD COACH/DIRECTOR OF FOOTBALL STRENGTH AND CONDITIONING

Second Season

 @CoachMHocke

picks. The New Orleans native also headed the offseason Player Leadership Council.

Overall, Hocke has worked with more the 60 players who have been selected in the NFL Draft including top-five picks Julio Jones (2011 NFL Draft), Trent Richardson (2012 NFL Draft) and Amari Cooper (2015 NFL Draft).

Hocke's first coaching job was at Jesuit High School in New Orleans, La., where he served as a position coach (wide receivers, running backs and defensive backs) and oversaw the team's strength and conditioning from 2003-2008.

His certifications include CSCCC Certified, FMS Screen Certified as well as USA Weightlifting Level 1 Sports Performance Coach Certified.

Hocke is a native of New Orleans. He and his wife Katherine have two children, Palmer and Hartman.

MARK HOCKE COACHING HISTORY

Year	Team, Position
2022-pres.	Florida, AHC/Dir. S&C
2018-21	Louisiana, Dir. S&C
2017	Texas A&M, Head S&C
2016	FSU, Strength and Conditioning Coach
2015	Georgia, Head S&C
2009-14	Alabama, Asst. S&C
2003-08	Jesuit High School, WR/DB/S&C

DRAFTED NFL PLAYERS COACHED BY HOCKE (as head strength and conditioning coach)

Year	Rnd	Player	Pos	Team	College
2023	1	Anthony Richardson	QB	Indianapolis Colts	Florida
2023	2	Gervon Dexter Sr.	DT	Chicago Bears	Florida
2023	2	O'Cyrus Torrence	G	Buffalo Bills	Florida
2023	4	Ventrell Miller	LB	Jacksonville Jaguars	Florida
2023	5	Justin Shorter	WR	Buffalo Bills	Florida
2023	6	Amari Burney	LB	Las Vegas Raiders	Florida
2022	4	Percy Butler	S	Washington Commanders	Louisiana
2022	4	Max Mitchell	T	New York Jets	Louisiana
2021	6	Elijah Mitchell	RB	San Francisco 49ers	Louisiana
2020	2	Robert Hunt	T	Miami Dolphins	Louisiana
2020	4	Kevin Dotson	G	Pittsburgh Steelers	Louisiana
2020	7	Raymond Calais	RB	Tampa Bay Buccaneers	Louisiana
2022	4	Michael Clemons	DL	New York Jets	Texas A&M
2021	3	Kellen Mond	QB	Minnesota Vikings	Texas A&M
2021	4	Dan Moore Jr.	T	Pittsburgh Steelers	Texas A&M
2021	4	Buddy Johnson	LB	Pittsburgh Steelers	Texas A&M
2020	3	Justin Madubuike	DT	Baltimore Ravens	Texas A&M
2020	6	Braden Mann	P	New York Jets	Texas A&M
2019	2	Erik McCoy	C	New Orleans Saints	Texas A&M
2019	5	Kingsley Keke	DE	Green Bay Packers	Texas A&M
2019	5	Daylon Mack	DT	Baltimore Ravens	Texas A&M
2019	6	Trayveon Williams	RB	Cincinnati Bengals	Texas A&M
2019	6	Donovan Wilson	S	Dallas Cowboys	Texas A&M
2019	7	Cullen Gillaspia	RB	Houston Texans	Texas A&M
2018	2	Christian Kirk	WR	Arizona Cardinals	Texas A&M
2018	4	Armani Watts	S	Kansas City Chiefs	Texas A&M
2018	6	Damion Ratley	WR	Cleveland Browns	Texas A&M
2020	7	Tae Crowder	LB	New York Giants	Georgia
2019	1	DeAndre Baker	CB	New York Giants	Georgia
2019	5	D'Andre Walker	LB	Tennessee Titans	Georgia
2019	6	Lamont Gaillard	C	Arizona Cardinals	Georgia
2019	7	Terry Godwin	WR	Carolina Panthers	Georgia
2018	1	Isaiah Wynn	T	New England Patriots	Georgia
2018	1	Sony Michel	RB	New England Patriots	Georgia
2018	2	Nick Chubb	RB	Cleveland Browns	Georgia
2018	3	Lorenzo Carter	LB	New York Giants	Georgia
2017	5	Isaiah McKenzie	WR	Denver Broncos	Georgia
2016	1	Leonard Floyd	LB	Chicago Bears	Georgia
2016	3	Jordan Jenkins	LB	New York Jets	Georgia
2016	4	Malcolm Mitchell	WR	New England Patriots	Georgia
2016	5	John Theus	T	San Francisco 49ers	Georgia
2016	7	Keith Marshall	RB	Washington Redskins	Georgia

FOOTBALL STRENGTH AND CONDITIONING STAFF



KARMICHAEL DUNBAR II

STRENGTH AND CONDITIONING ASSISTANT

Karmichael Dunbar II enters his second season as an assistant on the Gators strength and conditioning staff after being hired prior to the 2022 season. A native of Opelousas, La., he joined the Gators after spending three seasons (2019-21) in his same role at Louisiana. Prior to Louisiana, Dunbar II spent the 2018 season at Tennessee, where he served as a defensive graduate assistant. Dunbar II started his career at the University of Alabama in 2017 as an intern, assisting in the development of that year's national championship team. A graduate of the University of Louisiana, Dunbar II was a defensive lineman with the Ragin' Cajuns from 2012-16. He appeared in 37 games during his time in Lafayette, tallying 65 total tackles, 8.0 tackles for loss, 2.0 sacks and two fumble recoveries in his career. Dunbar II is a Certified Strength and Conditioning Specialist (CSCS) through

the National Strength and Conditioning Association (NSCA), and is a certified coach by USA Weightlifting, the national governing body for weightlifting in the United States.



TIGER JONES

DIRECTOR OF SPEED IMPROVEMENT & SKILL DEVELOPMENT

Tiger Jones enters his second season with the Gators as the director of speed improvement and skill development. Jones arrived to The Swamp after spending the 2021 season at Arizona as an assistant strength coach. He worked under Billy Napier at Louisiana from 2018-20 in the role of assistant director of strength and conditioning after spending 2017 in the Texas A&M strength and conditioning department. A native of Mobile, Ala., he played eight years in the Arena Football League (AFL) and was the Wide Receiver of the Year in 2011. Jones was a three-time First Team All-Arena selection and two-time second team recipient. He finished his career with 1,041 receptions for 14,329 yards and 286 receiving touchdowns. He played four seasons (2000-04) at Louisville as a wide receiver and played in 47 career games. Jones was a member of the Washington Football

Team in 2005 and was in training camp with the Philadelphia Eagles in 2012.



EDWARD THOMPSON

STRENGTH AND CONDITIONING ASSISTANT

Edward Thompson enters his second season as an assistant on the Gators strength and conditioning staff after being hired prior to the 2022 season. A native of Houston, he joined the Gators after spending the 2021 season as the head assistant strength coach and director of speed development at Louisiana. Thompson, who was a defensive back with the Ragin' Cajuns from 2014-16, started his strength coaching career at Louisiana in 2017 as an intern. His resume includes stops at Houston, Georgia Tech, Austin Peay State, LSU and the New York Giants. Thompson is a Certified Strength and Conditioning Specialist (CSCS) through the National Strength and Conditioning Association (NSCA), and is a certified coach by USA Weightlifting, the national governing body for weightlifting in the United States. He is also certified as a speed specialist by the U.S. Track & Field

and Cross Country Coaches Association (USTFCCCA).



ALEX WATKINS

STRENGTH AND CONDITIONING ASSISTANT

Alex Watkins enters his second season with the Gators after being named as a strength and conditioning assistant ahead of the 2022 season. Watkins spent two seasons (2020-21) at Mississippi State as a strength and conditioning coach after serving as the assistant director of athletic performance for football at UAB in 2019. Watkins was the head of strength and conditioning for football at Texas Southern from 2016-18 and the head of the department for Stillman College from 2014-16. Watkins played defensive line for the University of Alabama from 2007-11 and was part of two National Championship teams in 2009 and 2011. Following his collegiate career, he signed as a free agent with the Tennessee Titans in 2012 and also the Calgary Stampeders of the Canadian Football League (CFL) a year later.


FOOTBALL SUPPORT STAFF



SAVANNAH BAILEY

SENIOR DIRECTOR OF PLAYER RELATIONS AND GATORMADE


Savannah Bailey enters her second season with the Gators staff after being hired as senior director of player relations and Gator-Made ahead of the 2022 season. A native of Columbia, Tenn., Bailey spent five seasons (2017-2021) at Clemson as the Director of Life Skills and Community Service with the Tigers' P.A.W. Journey program. In her role, she helped develop football scholar-athletes through daily mentoring, civic engagement, service-learning, and life skills acquisition. At Florida, Bailey's role focuses on creating and implementing opportunities for applied leadership and professional development of Gators football scholar-athletes. Bailey is leading the efforts of GatorMade, a holistic player-focused and purpose-driven initiative that develops each Gators football team member during their tenure at Florida and beyond. The resources and experiences provided through GatorMade align with those offered to all Gator scholar-athletes through the Hawkins Center, serving as a partner and advocate for the development of the football program. Bailey graduated from the University of Tennessee with a Bachelor of Science in Microbiology (2016) and has a Masters of Education in Student Affairs/Counseling from Clemson (2019). She is also currently pursuing her Doctorate of Philosophy in Education Leadership from Clemson University.



MARCUS CASTRO-WALKER

DIRECTOR OF PLAYER ENGAGEMENT AND NIL

Marcus Castro-Walker enters his second year on the Gators' staff as director of player engagement and NIL. Castro-Walker spent the 2021 season at Nebraska as the program's director of player development. In his role at Nebraska, Castro-Walker developed, implemented and monitored an effective student mentoring program for Husker football student-athletes. Prior to Nebraska, Castro-Walker spent four years as the director of college personnel at Arizona State. Previously, he worked in a similar role at the University of Central Florida. He first joined the Sun Devils in 2008 as a graduate assistant, working with the Office of Student-Athlete Development while obtaining his master's degree in higher and post-secondary education. Upon graduation from his master's program at ASU, Castro-Walker was hired to work with the Sun Devils football team as an academic coach. He assisted student-athletes in the areas of academic support and life skills training to assure quality academic decision making and to support their personal development. Castro-Walker is a graduate of Eastern Washington University, where he earned his bachelor's degree in communication studies. He was born in Toronto, Canada, before moving to Pullman, Wash.



CHRIS COUCH

GAMECHANGER COORDINATOR

Chris Couch enters his second season with the Gators after being named GameChanger coordinator, ahead of the 2022 season. As an analyst, his role focuses on the special teams unit. A native of Milledgeville, Ga., Couch spent the 2021 season with Billy Napier at Louisiana as UL's special teams coordinator and the director of quality control & analytics. The Ragin' Cajuns ranked 15th nationally in punting average and fourth in the Sun Belt Conference in kick return yardage during Couch's lone season in Lafayette. Prior to joining the Ragin' Cajuns, Couch spent five seasons at Tulane (2016-20), where he worked as the special teams analyst and recruiting coordinator. During his last three seasons at Tulane, the Green Wave ranked in the top half of the American Athletic Conference and top-50 nationally in both kick and punt returns. Prior to Tulane, Couch served as a special teams coordinator and linebackers coach at Point University during the 2015 season, helping the Skyhawks to a 9-3 overall record, a perfect 5-0 conference record and their first-ever NAIA playoff appearance. Among the NAIA national leaders, the Skyhawks ranked third in net punting, 20th in punt return yardage and 30th in kickoff return yardage. Before joining Point University, Couch worked as a defensive graduate assistant at Georgia Southern. He assisted with linebackers in 2014 and defensive tackles in 2013. During his stint at Georgia Southern, he was part of a perfect 8-0 Sun Belt Conference record in 2014, while assisting in the coaching of future NFL players Edwin Jackson, Antwoine Williams and Ironhead Gallon. Couch was the slot backs coach at Missouri Southern State University in 2012. With a 6-5 record, the Lions recorded their first winning season in a number of years, highlighted by an overtime win over second-ranked Missouri Western. Couch earned his bachelor's degree in exercise science from Georgia Southern in 2011 and his master's degree in high education administration from Georgia Southern in 2015.




KELSEE GOMES

DIRECTOR OF SPORTS NUTRITION - FOOTBALL

Kelsee Gomes enters her second season with the Gators after being hired as the team's director of sports nutrition - football prior to the 2022 season. Prior to Florida, Gomes spent seven seasons at North Carolina where she oversaw the nutrition department as well as baseball, men's basketball, field hockey, football, gymnastics, women's lacrosse and volleyball. Gomes was a part of five national championships - lacrosse (2015), basketball (2017) and field hockey (2018-20). Gomes returns to Florida as she was a coordinator of sports nutrition for the Gators from 2012-15. Prior to that, Gomes was a nutritionist consultant at UCF from 2011-12 and worked at the traumatic brain injury and rehab unit at Orlando Regional Medical Center from 2009-11. A native of Charlotte, N.C., she swam collegiately at University of North Carolina at Wilmington from 2002-06. Gomes is credentialed as a Registered Dietitian (RD), a Certified Specialist in Sports Dietetics (CSSD), a certified LEAP Therapist (CLT) specializing in food sensitivities and is also certified in adult weight management by the Academy of Nutrition and Dietetics. In 2023, Gomes was elected to serve on the board of directors of the Collegiate and Professional Sports Dietitians Association, which represents the vast majority of advanced practice registered dietitians in the United States who work full-time with athletes in colleges, professional sports, Olympic training centers, the U.S. Military and in law enforcement. An active member of the Academy of Nutrition and Dietetics (AND), Gomes received the 2014 Recognized Young Dietitian of the Year award from the Florida Academy of Nutrition and Dietetics (FAND). She is also active in the Collegiate & Professional Sports Dietitians Association (CPSDA). Her and her husband, Michael Dlugos, have three daughters.

FOOTBALL SUPPORT STAFF CONT.



TONY HILL

ASSOCIATE DIRECTOR, SPORTS HEALTH FOR FOOTBALL

Tony Hill enters his second season with the Florida Gators after being hired as the associate director of sports health for football prior to the 2022 season. Prior to UF, Hill spent the 2021 season as the associate director of sports medicine / head football athletic trainer at Louisiana under Napier and was part of the 2021 Sun Belt Conference Championship and New Orleans Bowl Championship team. Prior to his stint with the Ragin' Cajuns, Hill was the head football athletic trainer at Colorado State during the 2017-20 seasons and also oversaw efforts for football at Fresno State from 2008-16. Hill was an athletic training intern at Florida working with football and men's tennis from 2003-04. A native of Salinas, Calif., he has spent over 20 years in the athletic training field with stops at Arizona (2016-17), Cal (2007-08), Texas (2006-07) and Kentucky (2004-06). Hill and his wife Mandy, an athletic trainer who also interned at Florida in 2004, have four children: Caden, Karsen, Evelyn, and Hudson.



JACOB LAFRANCE

DIRECTOR OF PLAYER PERSONNEL

Jacob LaFrance enters his second season with the Gators after being hired as the director of player personnel ahead of the 2022 season. During his first season with the Gators, LaFrance's staff contributed heavily to the revamping of Florida's recruiting operation which resulted in the signing of a top-15 recruiting class in 2023 and established a foundation for future classes. LaFrance, a native of Baton Rouge, La., joined the Gators in 2022 after spending the three seasons (2019-2021) with Billy Napier at Louisiana, where he helped the Ragin' Cajuns garner the No. 1 recruiting class in the Sun Belt Conference in consecutive years for 2019 and 2020. Prior to Louisiana, LaFrance served in his same capacity at UTSA from 2016 to 2019, where he oversaw prospect evaluation, roster management, and assisted with NFL liaisons on visits and research, among other duties. LaFrance spent two seasons (2014 & 2015) as a recruiting analyst at Maryland, where he oversaw day-to-day recruiting operations. A 2012 LSU graduate, LaFrance

was a personnel assistant with the Tigers from 2009-14. He played a key role in landing five top-10 recruiting classes during his time in Baton Rouge. He is married to Krystle LaFrance and the couple have a daughter, Parker Hayes.



TYLER MILES

DIRECTOR OF PLAYER ATHLETIC DEVELOPMENT

Tyler Miles enters his first season with the Gators after being hired as Florida's director of player athletic development. Prior to Florida, he spent the 2022 season at Duke, where he served as an assistant director of sports performance, working primarily with the football program. Prior to Duke, he spent the 2021 season as an assistant strength and conditioning coach at the University of Miami. Prior to that, he spent two years (2019-20) at Boost Performance in Nashville, working primarily with athletes on combine training, and National Football League (NFL) and college offseason workouts. During his time there, he assisted in training and prepping 25-30 athletes for their NFL combine and pro day. In his two years, Miles had 10 athletes selected in the NFL Draft and 30-plus athletes sign NFL free agent contracts. In that same stretch, he worked at Tennessee State University as the head strength coach, working primarily with the football and volleyball programs as well as the track throwers. Along with strength and conditioning training, Miles was responsible for athlete rehab and the return to play process. He also made stops at Northwestern State University as an assistant strength coach (2019), the University of Tennessee as a strength and conditioning intern (2018) and the University of South Carolina as a strength and conditioning intern (2017). In addition, he worked with the Salt Lake City Stallions as an assistant strength coach and with the New York Jets as an intern for a brief time in 2019 and 2018, respectively. Miles earned his bachelor's degree in Kinesiology from Tennessee in 2018. He holds a certification as a sports performance coach through USA weightlifting and as a strength and conditioning specialist from the National Strength and Conditioning Association (NSCA). In addition, he is CPR/AED certified.

tioning training, Miles was responsible for athlete rehab and the return to play process. He also made stops at Northwestern State University as an assistant strength coach (2019), the University of Tennessee as a strength and conditioning intern (2018) and the University of South Carolina as a strength and conditioning intern (2017). In addition, he worked with the Salt Lake City Stallions as an assistant strength coach and with the New York Jets as an intern for a brief time in 2019 and 2018, respectively. Miles earned his bachelor's degree in Kinesiology from Tennessee in 2018. He holds a certification as a sports performance coach through USA weightlifting and as a strength and conditioning specialist from the National Strength and Conditioning Association (NSCA). In addition, he is CPR/AED certified.



ASHOUR PEERA

DIRECTOR OF FOOTBALL LOGISTICS

Ashour Peera begins his second season with the Florida Gators after being named the director of football logistics ahead of the 2022 season. A native of Chicago, Ill., Peera served as director of player engagement at Louisiana from 2019-21 under Billy Napier. He also spent two seasons (2018 & 2019) as the director of recruiting for the University of Central Arkansas. A 2011 Saint Leo University graduate, Peera coached at both the collegiate and high school levels prior to assuming off-the-field duties. Peera's coaching stops include several Florida high schools. Peera is married to April Peera and the couple have one son, Tyler.



BIRD SHERRILL

DIRECTOR OF COLLEGE PERSONNEL

Bird Sherrill enters his second season with the Gators after being hired as the director of college personnel prior to the 2022 season. A native of Mooresville, Ala., Sherrill joined the Gators after spending the six seasons (2016-2021) with the Detroit Lions. Sherrill first joined the Lions in 2016 and spent his first two seasons (2016-17) in Detroit as a scouting assistant. Most recently, he served as a scout (2018-2021) with the franchise. In his role with the Lions, he assisted with several player personnel projects, including evaluation and production of scouting reports, annual draft prep and free agency acquisitions. As Florida's director of college personnel, Sherrill focuses on the evaluation of transfer portal and JUCO players. A 2016 graduate of the University of Alabama, started his career as a recruiting specialist with the Tide in 2013 as a student, and was part of Alabama's 2014 and 2015 SEC Championship squads, as well as the 2015 National

Championship team.

FOOTBALL SUPPORT STAFF CONT.**PAUL SILVESTRI****DIRECTOR OF SPORTS HEALTH, FOOTBALL**

Paul Silvestri enters his 11th season with the Gators, having been promoted to director of sports health in 2022 following the hiring of football head coach Billy Napier. Silvestri, who has been on staff at Florida since 2013, oversees the football athletic training room, working alongside associate director Tony Hill. A native of Boca Raton, Fla., Silvestri played a key role in navigating the obstacles presented by the COVID-19 pandemic during the 2020 and 2021 football seasons. Silvestri started his career with Florida Atlantic, where he spent three seasons (2003-05) as an athletic trainer. He then served as an assistant athletic trainer at Kentucky from 2007 to 2008. Prior to the 2008 football season, Silvestri was hired as Utah's head athletic trainer for football and spent five seasons in Salt Lake City before joining the Gators. Silvestri graduated from the University of Florida with a bachelor's degree in exercise and sports science in 2000, and with master of science in kinesiology from the University of Kentucky in 2003.

**JOSHUA THOMPSON****DIRECTOR OF FOOTBALL OPERATIONS**

Joshua Thompson enters his second season with Florida after being named the director of football operations prior to the 2022 season. In his role, Thompson is responsible for the day-to-day operational aspect of the football program. During his first year with the Gators, Thompson played an integral role overseeing the team's transition to the new James W. "Bill" Heavener Football Training Center. Prior to Florida, he worked for the Auburn University football program as the director of football operations. Prior to that, Thompson served as the executive director of recruiting and player personnel at the University of Arkansas from 2019-20. Thompson also worked in recruiting, personnel and operations at Texas A&M from 2010-17. A native of Fort Worth, Texas, he graduated from Texas A&M with a bachelors of science in sports management and a masters of science in sports management and business administration.

**KATIE TURNER****ASSISTANT AD OF RECRUITING STRATEGY**

Katie Turner enters her second season with the Gators after being hired as the assistant athletic director of recruiting prior to the 2022 season. During her first season with the Gators, Turner oversaw to the revamping of Florida's recruiting operation which resulted in the signing of a top-15 recruiting class in 2023 and established a foundation for future classes. Turner arrived in Gainesville after spending two seasons at Georgia, where she worked as the Bulldogs' director of recruiting operations. As part of Georgia's recruiting staff, Turner contributed in the acquisition of talent that helped the Bulldogs secure a top-five and top-three nationally ranked recruiting class for 2021 and 2022, respectively. Prior to Georgia, Turner served on Napier's staff at Louisiana as the director of football on-campus recruiting from 2018 to 2020. The Ragin' Cajuns garnered the No. 1 recruiting class in the Sun Belt Conference in consecutive years for 2019 and 2020. Turner's experience expands beyond the collegiate ranks, having worked with the Buffalo Bills as a graduate assistant in the community relations department (2016-17) and business development department (2017-18). A 2016 graduate from the University of Alabama, Turner began her career on UA's recruitment team as a student. She assisted in the Tide's recruiting efforts from 2013 to 2016 when Alabama secured the No.1 recruiting class in the nation each of those years.

**BRI WADE****DIRECTOR OF FOOTBALL RECRUITING AND EXTERNAL ENGAGEMENTS**

Bri Wade enters her second season with the Gators. She was promoted to director of football recruiting & external engagement prior to the 2023 season. In her role, Wade oversees all on-campus recruiting efforts, including the planning, coordinating, and execution of official visits, unofficial visits, game day recruiting programming, junior days, and special events. Additionally, she provides creative oversight for on-campus recruiting needs. Wade also assists development efforts by planning, coordinating, and executing donor visits in conjunction with Gator Boosters. During her first season with the Gators, Wade contributed to the revamping of Florida's recruiting operation which resulted in the signing of a top-15 recruiting class in 2023 and established a foundation for future classes. Prior to joining the Gators in 2022, Wade spent two seasons (2020-21) with Billy Napier at Louisiana where she played a vital role in landing the No. 1 recruiting class in the Sun Belt in back-to-back seasons. Wade joined the Ragin' Cajuns after spending the 2019 season as a football recruiting assistant at Mississippi State after serving as graduate assistant in the office of institutional diversity and inclusion in Starkville. She was also a student recruiting assistant for the Bulldogs from 2014-18. A native of Byram, Miss., Wade graduated from Mississippi State University in 2018 with a bachelor's degree in marketing and obtained a master's degree in sport administration in 2019.

FOOTBALL SUPPORT STAFF CONT.



Rachel Adamkowski
Performance Dietitian



Ross Bares
QC - Personnel



Cheston Blackshear
QC - Offensive Line



Allen Brown
QC - Defensive Backs



Parker Brown
Assistant Director
Athletic Equipment



Miguel Carodine
QC - Performance & RTP



Riley Collins
Performance Dietitian



Chase Clark
Assistant for College
Personnel / On-Campus
Recruiting



Jackson Collier
Asst. Dir. of Creative
Media & Football
Branding



David Doeker
GA - Offense



Doug Domingue
Sr. Director for
Recruiting Innovation



John Donovan
Senior Offensive Analyst



Jake Failla
Football Video
Assistant



Cannon Gibbs
QC - Defensive Line



Matt Graham
Assistant Director
Athletic Equipment



Joe Hamilton
Personnel Analyst -
Defense



Tyler Henderson
Strength & Conditioning
Intern



Jordan Herald
Director of Creative Media



Scott Hoffman
Assistant Director
for Creative Video



Kali James
GA- Defense



Kaleb Johnson
QC - Offensive Line



Reuel Joaquin
Director of Video
Services



Kyle Kazakevicius
Asst. of Quality Control
Asst. to the Head Coach



Eric Kiesau
QC - Offense



Diane Lebon
Football Business Mngr.
GatorMade Coordinator



Chad Lucas
QC - Wide Receivers




Nick McDonald
Personnel Analyst -
Offense




Jeff McGrew
Associate Director
Athletic Equipment



Randy Mickens
Associate Director
of Creative Video for
Football Recruiting



Shane Morgan
Assistant Director for
Football Video



Frank Ogas
Assistant for
Player Development



Ryan O'Hara
Offensive Analyst -
Quarterbacks



Justin Posthuma
QC - Tigh Ends



Kyle Ranson
Football Video
Assistant



Matt Redd
Assistant Director of
Sports Health

FOOTBALL SUPPORT STAFF CONT.



Blake Shrader
QC - Defense




Nancy Scarborough
Executive Assistant




Shawnee Sellers
Compliance Coordinator



Lamar Sorey
QC - Personnel




Jake Taccone
Assistant Director
Athletic Equipment



Brandon Taylor
GA - Special Teams



Donavon White
Athletic Trainer



CJ Wilford
QC - Defense

OTIS HAWKINS CENTER (ACADEMICS)




Kelley Catenacci
Director of Learning
Services



Katie Christensen
Assistant Director of
Academic Services-FB



Hannah Edwards
Academic Advisor-FB



Haley Faulkner
Learning Specialist



Lisa Garcia
Assistant Director
Learning Services



Jeff Guin, Ed.D.
Senior Associate A.D.,
Academic Affairs



Chelsea Lobst
Associate Director
Learning Services



Tony Meacham
Director of Academic
Services-FB

SPORTS INFORMATION



Rick Hurtado
Director of
Football Communication



Matthew Hutchison
Assistant Director
Communications
FB, MGF



Sullivan Bortner
Assistant Director
Communications
FB, BB

SPORTS HEALTH

Dr. Jay Clugston - Team Physician
 Dr. Katie Edenfield - Team Physician
 Dr. Asim Merchant - Team Physician
 Dr. Kevin Farmer - Team Orthopedic Surgeon
 Scott Greenberg - Physical Therapist
 Giorgio Zeppieri - Physical Therapist
 Dr. David West - Chiropractor
 Ricky Ray - Massage Therapist
 Tiffani Ray - Massage Therapist



PLAYERS

The football roster is subject to change prior to the start of the season


Inside Linebacker / Naples, Fla. / Lely HS / Temple



KENNY ANYAEHIE 42

Redshirt-Senior / 6-0.5 / 230
Awards: Two-time AAC All-Academic Team (2019-20)
2022: Did not see game action... **2021 at Temple:** No appearance... **2020 at Temple:** Opted out of the season... **2019 at Temple:** Joined the program as a walk-on in the summer... saw no action.

Offensive Line / Jacksonville, Fla. / Trinity Christian Academy



AUSTIN BARBER 58

Redshirt-Sophomore / 6-6.25 / 312
Awards: CFN Freshman All-American First Team (2022)... SEC Fall Academic Honor Roll... SEC First-Year Academic Honor Roll (2021-22)
2022: Appeared in 13 games this season, making five starts... Named to the College Football News Freshman All-American First Team... Paved the way for 374 rushing yards against South Carolina (Nov. 12)... Member of the offensive line that blocked for 594 yards and five touchdowns at Tennessee (Sept. 24)... Made his first start of his career at right tackle vs. South Florida (Sept. 17)... Saw action at right tackle against Kentucky (Sept. 10)... Appeared in the game against Utah (Sept. 3)... **2021:** Appeared in three games and redshirted... Made collegiate debut vs. Samford (Nov. 13)... Also saw action against Florida State (Nov. 27) and in the Gasparilla Bowl vs. UCF (Dec. 23)... **HIGH SCHOOL:** Helped Trinity Christian win the Florida Class 3A State Championship on Dec. 16, 2020... High school teammates with Gator signee Marcus Burke... Also played basketball at Trinity Christian Academy... Chose Florida over Miami, Minnesota, Mississippi State, Vanderbilt and Ole Miss, among others

Running Back / McDonough, Ga. / Henry County HS / Allan Hancock / SEMO



EDDIE BATTLE 28

Fifth Year / 6-2 / 215
2022: Saw action in one game... Made his Gators debut against Eastern Washington (Oct. 2), rushing twice for 32 yards... Joined the Gators as a preferred walk-on in the summer... **2020 at SEMO:** Played in seven games... Had 16 total carries for 71 yards... Posted a season-high 48 rushing yards vs. Tennessee State (April 11)... **2019 at Allan Hancock:** Played in every game (11) for the second straight season... Had

a team-leading 126 rushes to rank second with 728 rushing yards and eight rushing touchdowns... Ran for 129 yards and two scores on nine attempts in the season opener vs. L.A. Valley (Sept. 14)... Posted second 100-yard rushing performance vs. L.A. Pierce with 11 yards and touchdown... Part of Western State Bowl Championship... **2018 at Allan Hancock:** Played in all 11 games... Ranked fourth on the Bulldogs in 2018 with 318 rushing yards on 49 carries for an average of 6.5 yards per carry and three touchdowns... Rushed for season-high 72 yards vs. Santa Monica (Oct. 20) and a 51-yard touchdown rush against L.A. Harbor (Nov. 10)... Helped school win American Bowl... **HIGH SCHOOL:** He was an all-league running back for Henry County High School in Georgia. He rushed for 164 yards and scored two touchdowns in his final game, a 48-0 win over Luella... Cousin of Dalvin Thomlinson who plays for the Cleveland Browns.

RUSHING	G	Att	Yds	TD	Lg	Avg/R	Avg/G
2022	1	2	32	0	26	16.0	32.0
TOTAL	1	2	32	0	26	16.0	32.0

Date	Opponent	Rushing				Receiving			
		No.	Yds	TD	Lg	No.	Yds	TD	Lg
10/2/2022	EASTERN WASHINGTON	2	32	0	26	0	0	0	0
	Totals	2	32	0	26	0	0	0	0

Tight End / Van Nuys, Calif. / Birmingham HS



ARLIS BOARDINGHAM 81

Redshirt-Freshman / 6-3 / 248
2022: Saw action in one game and redshirted... Made his collegiate debut against No. 14 Oregon State (Dec. 17) in the Las Vegas Bow... **HIGH SCHOOL:** Ranked a four-star prospect and No. 30 overall in the state of California by 247Sports... The No. 20 athlete in the Class of 2022 according to 247Sports... Recorded 43 receptions for 836 yards, 23 total touchdowns and 67 tackles his senior year... Helped high school reach the 2021 CIF Division 3-A Championship... Named the 2021 High School Football Back of the Year by the Los Angeles Times... Chose Florida over Oregon, USC and Texas, among others.

EDGE / Sumter, S.C. / Sumter HS



JUSTUS BOONE 12

Redshirt-Sophomore / 6-3.75 / 264
2022: Appeared in all thirteen games, starting two games... Finished the season with 24 tackles, 1 TFL, 1 sack, and a quarterback hurry... Recorded 2 tackles (1 solo) vs. Oregon State in the Las Vegas Bowl (Dec. 17)... Recorded 3 tackles (1 solo) and a quarterback hurry at Vanderbilt (Nov. 19)... Recorded 1 tackle vs. South Carolina (Nov. 12)... Recorded 2 tackles at Texas A&M (Nov. 5)... Recorded 1 tackle vs. Georgia (Oct. 29)... Recorded 4 tackles (3 solo) vs. LSU (Oct. 15)... Recorded 1 tackle vs. Missouri (Oct. 8)... Recorded 4 tackles (1 solo) vs. Eastern Washington (Oct. 2)... Recorded 1 tackle (1 solo) at Tennessee (Sept. 24)... Recorded 3 tackles (2 solo) vs. USF (Sept. 17)... Recorded 2 solo tackles including 1 TFL vs. Kentucky (Sept. 10)... **2021:** Played in two games and redshirted... Made collegiate debut and recorded two tackles and half a sack against Vanderbilt (Oct. 9)... Had a TFL in the Gasparilla Bowl vs. UCF (Dec. 23)... **HIGH SCHOOL:** Rated a four-star prospect and considered the second-best overall prospect in South Carolina according to 247 Sports Composite Rankings... Totaled 96 tackles, 26.5 tackles-for-loss and 12 sacks in 18 high school games... Helped lead Sumter to the South Carolina High School League Class 5A Lower State championship game after an 8-0 start to the 2020 season... Chose Florida over offers from Arkansas, Georgia, South Carolina, Tennessee, Oklahoma, North Carolina and Penn State, among others.

DEFENSE	G	UA	A	Total	TFL-Yds	SK-Yds	PD	FF	FR	QBH	INT
2021	2	1	2	3	1.5-2	0.5-1	0	0	0	0	0
2022	13	11	13	24	1.0-7	1.0-7	0	0	0	1	0
TOTAL	15	12	15	27	2.5-9	1.5-8	0	0	0	1	0

Date	Opponent	Solo	Ast	Tackles	TFL-Yds	Sk-Yds	FF	FR-Yds	Int-Yds	QBH	PBU
9/3/2022	UTAH	0	0	0	0-0	0-0	0	0-0	0-0	0	0
9/10/2022	KENTUCKY	2	0	2	1.0-7	1.0-7	0	0-0	0-0	0	0
9/17/2022	USF	2	1	3	0-0	0-0	0	0-0	0-0	0	0
9/24/2022	at Tennessee	1	0	1	0-0	0-0	0	0-0	0-0	0	0
10/2/2022	EASTERN WASHINGTON	1	3	4	0-0	0-0	0	0-0	0-0	0	0
10/08/2022	MISSOURI	0	1	1	0-0	0-0	0	0-0	0-0	0	0
10/15/2022	LSU	3	1	4	0-0	0-0	0	0-0	0-0	0	0
10/29/2022	vs. Georgia	0	1	1	0-0	0-0	0	0-0	0-0	0	0
11/05/2022	at Texas A&M	0	2	2	0-0	0-0	0	0-0	0-0	0	0
11/12/2022	SOUTH CAROLINA	0	1	1	0-0	0-0	0	0-0	0-0	0	0
11/19/2022	at Vanderbilt	1	2	3	0-0	0-0	0	0-0	0-0	0	1
11/25/2022	at Florida State	0	0	0	0-0	0-0	0	0-0	0-0	0	0
12/17/2022	vs. Oregon State	1	1	2	0-0	0-0	0	0-0	0-0	0	0
	Totals	11	13	24	1.0-7	1.0-7	0	0-0	0-0	0	1

Date	Opponent	Solo	Ast	Tackles	TFL-Yds	Sk-Yds	FF	FR-Yds	Int-Yds	QBH	PBU
10/9/2021	VANDERBILT	0	2	2	0.5-1	0.5-1	0	0-0	0-0	0	0
12/23/2021	vs. UCF	1	0	1	1.0-1	0-0	0	0-0	0-0	0	0
	Totals	1	2	3	1.5-2	0.5-1	0	0-0	0-0	0	0

The football roster is subject to change prior to the start of the season

Quarterback / Tulsa, Okla. / Lincoln Christian HS



MAX BROWN 17

Redshirt-Freshman / 6-1.25 / 211

2022: Did not make an appearance and redshirted... Joined the Gators baseball program in the spring... **HIGH SCHOOL:** Oklahoma District 3-3A MVP as a senior... Threw for 2,750 yards, 41 passing TDs with 1,343 rushing yards and 20 rushing touchdowns this season.. Led high school to a 13-1 record and 3A state runner-up finish this past season... Accounted for 4,416 passing-yards and 68 passing touchdowns in two seasons at QB... Ranked a top 15 player in the state of Oklahoma by 247Sports.. Chose Florida over Washington/

Wide Receiver / Jacksonville, Fla. / Trinity Christian Academy



MARCUS BURKE 88

Redshirt-Sophomore / 6-3.75 / 193

Awards: SEC Fall Academic Honor Roll (2022)

2022: Saw action in eight games this season including one start, totaling four receptions for 30 yards... Made first-career start at wide receiver and registered one reception for three yards at Vanderbilt (Nov. 19)... Registered one reception for six yards vs. South Carolina (Nov. 12)... Saw action in the win at Texas A&M (Nov. 5)...

Tallied one reception for 14 yards vs. No. 1 Georgia (Oct. 31)... Saw action at wide receiver vs. LSU (Oct. 15)... Registered first reception of the season for seven yards in the win over Missouri (Oct. 8)... Saw action at wide receiver in the win over Eastern Washington (Oct. 2)... Appeared in the home opener vs. No. 7 Utah (Sept. 3)... **2021:** Played in three games and redshirted. . . Caught first career pass for 61 yards at South Carolina (Nov. 6) with another catch for 12 yards. . . Made collegiate debut vs. No. 1 Georgia (Oct. 30)... **HIGH SCHOOL:** Four-star recruit according to the 247Sports Composite Rankings... Led TCA to Florida 3A state championship game (Dec. 16) after nine receptions for 104 yards and a touchdown in semifinal contest on Dec. 4... Started playing prior to his junior year of high school, catching 58 passes for 1201 yards (20.7 avg.) and 11 touchdowns in 21 games... Chose to stay instate with the Gators over Georgia, Texas, Ole Miss, and South Carolina, among others.

RECEIVING	G	Rec	Yds	TD	Lg	Rec/G	Avg/C	Avg/G
2021	3	2	73	0	61	0.7	36.5	24.3
2022	8	4	30	0	14	0.5	7.5	3.8
TOTAL	11	6	103	0	61	0.5	17.2	9.4

Receiving

Date	Opponent	No.	Yds	TD	Lg
9/3/2022	UTAH	0	0	0	0
10/2/2022	EASTERN WASHINGTON	0	0	0	0
10/8/2022	MISSOURI	1	7	0	7
10/15/2022	LSU	0	0	0	0
10/29/2022	vs. Georgia	1	14	0	14
11/05/2022	at Texas A&M	0	0	0	0
11/12/2022	SOUTH CAROLINA	1	6	0	6
11/12/2022	at Vanderbilt	1	3	0	3
Totals		4	30	0	14

Receiving

Date	Opponent	No.	Yds	TD	Lg
10/30/2021	vs. Georgia	0	0	0	0
11/6/2021	at South Carolina	2	73	0	61
11/27/2021	FLORIDA STATE	0	0	0	0
Totals		2	73	0	61

EDGE / Jacksonville, Fla. / Riverside HS



BRYCE CAPERS 36

Redshirt-Freshman / 6-3.75 / 235

2022: Played in three games and redshirted... Appeared for the third time in four contests in the Las Vegas Bowl vs. No. 14 Oregon State (Dec. 17)... Saw action at No. 16 Florida State (Nov. 25)... Made his career debut in the victory over South Carolina (Nov. 12)... Joined the Gators as a walk-on in the spring.

Wide Receiver / Minneapolis, Minn. / Armstrong HS / Independence CC



THAI CHIAOKHIAO-BOWMAN 16

Sophomore / 6-0.25 / 199


2022: Played in 12 games this season on special teams and a reserve wide receiver... Finished with seven catches for 138 yards and had three tackles... Posted two catches tying his career-high of 53 yards on two catches for a long of 38 yards in the Las Vegas Bowl vs. Oregon State (Dec. 17)... Logged a career-high 53 yards and three catches at Vanderbilt (Nov. 19)... Recorded a solo tackle at Texas A&M (Nov.

7)... Had a catch for 12 yards and two tackles vs. No. 1 Georgia (Oct. 29)... Caught first career pass for 16 yards at No. 11 Tennessee (Sept. 24)... Saw action vs. USF (Sept. 17)... Appeared on special teams and at wide receiver vs. No. 20 Kentucky (Sept. 10)... Made his collegiate debut vs. No. 7 Utah (Sept. 3) on special teams... Joined the Gators as a transfer after spending the spring at Independence CC... **HIGH SCHOOL:** Played four years at Armstrong High School and then spent a year at prep school St. Thomas More (Conn.)... Earned All-State, District, Metro and Conference honors... Also earned All-State honors in long jump... brother played wide receiver at Northwestern.

Receiving

Date	Opponent	No.	Yds	TD	Lg
9/3/2022	UTAH	0	0	0	0
9/10/2022	KENTUCKY	0	0	0	0
9/17/2022	USF	0	0	0	0
9/24/2022	at Tennessee	1	16	0	16
10/2/2022	EASTERN WASHINGTON	0	0	0	0
10/8/2022	MISSOURI	0	0	0	0
10/15/2022	LSU	0	0	0	0
10/29/2022	vs. Georgia	1	12	0	12
11/05/2022	at Texas A&M	0	0	0	0
11/12/2022	SOUTH CAROLINA	0	0	0	0
11/12/2022	at Vanderbilt	3	57	0	34
12/17/2022	vs. Oregon State	2	53	0	38
Totals		7	138	0	38

Offensive Line / Maitland, Fla. / Winter Park HS



HAYDEN CLEM 59

Redshirt-Sophomore / 6-2 / 298

Awards: SEC Fall Academic Honor Roll (2022)

2022: Saw no action... **2021:** No appearance and redshirted... Joined the team as a walk-on in the spring.

The football roster is subject to change prior to the start of the season

Punter / New South Wales, Australia / ProKick Australia



JEREMY CRAWSHAW 26

Junior / 6-3.75 / 197

Awards: All-SEC Freshman Team (2021)... Three-time SEC Fall Academic Honor Roll (2020-22).

2022: Handled punting duties in all 13 games... On 35 punts, averaged 47.9 yards per punt with a season-long of 67 and 13 punts of 50-plus yards and 12 fair catches... Posted all four punts of 50-plus yards for an average of 56.5 against Oregon

State (Dec. 17) in the Las Vegas Bowl... Recorded the ninth punt of 50-plus yards while averaging 46.3 per punt on three attempts at Florida State (Nov. 25)... Had two punts inside the 20-yard line with a high of 58 yards on three punts... Punted twice for 116 total yards with a season-long of 67 yards vs. South Carolina (Nov. 12)... Averaged 44.7 yards per punt in three attempts with one inside the 20-yard line at Texas A&M (Nov. 2)... Logged six punts with two 50-plus, including a long of 58-yards vs. No. 1 Georgia (Oct. 29)... Totaled 112 yards in two punts with a long of 60 as both attempts were inside the 20 and over 50 yards against LSU (Oct. 15)... Punted once vs. Missouri (Oct. 8) for 42-yards and inside the Tigers' 20-yard line... Had one punt of 49 yards at No. 11 Tennessee (Sept. 24) that was downed on the 1-yard line... Recorded two punts for an average of 43 yards with a long of 54 vs. USF (Sept. 17)... Averaged 47.4 per punt in five attempts with a long of 54 and three inside the 20-yard line against No. 20 Kentucky (Sept. 10)... Punted three times totaling for 120 yards for an average of 40.0 and a long of 42-yards with two pinned inside the 20-yard line in the home opener vs. No. 7 Utah (Sept. 3)...

2021: Named to the All-SEC Freshman Team... Played in each of Florida's 13 games, punting 52 times for an average of 44.1 yards with 20 50-plus yard punts, 20 punts inside the 20-yard line and a long punt of 69 yards... Punted six times for an average of 44.7 yards with two 50-plus yard punts and one punt inside the 20-yard line in the Gasparilla Bowl vs. UCF (Dec. 23)... Averaged 48.6 yards on five punts including a long punt of 61 yards, two 50-plus yard punts and three punts inside the 20-yard line vs. FSU (Nov. 27)... Punted a season-high eight times for an average of 38.6 yards including a long punt of 67 yards, two 50-plus yard punts and five punts inside the 20-yard line at Missouri (Nov. 20)... Punted twice for an average of 33.5 yards with a long punt of 53 yards while placing his only other punt inside the 20-yard line against Samford (Nov. 13)... Had five punts for an average of 43.8 yards with a long punt of 51 yards and two punts inside the 20-yard line at South Carolina (Nov. 6)... Punted three times for an average of 44.3 yards with a long punt of 55 yards vs. Georgia (Oct. 30)... Averaged 43.5 yards on four punts at LSU (Oct. 16) including two punts inside the 20-yard line and one 57-yard punt... Punted four times for an average of 50 yards with a career-long punt of 69 yards vs. Vanderbilt (Oct. 9) while also successfully converting a fake punt with a 28-yard rush... Punted five times for an average of 42.8 yards while tying his previous career high with a 58-yard punt at Kentucky (Oct. 2), also placing one punt inside the 20-yard line... Set a new career long with a 58-yard punt vs. Tennessee (Sept. 25), punting three total times for an average of 45.7 yards while placing two punts inside the 20-yard line... Averaged 47.0 yards on two punts vs. Alabama (Sept. 18), including a 53-yard punt and one punt inside the 20-yard line... Punted three times for an average of 45.7 yards including a game-long punt of 57 yards as well as two 50-plus yard punts and one punt inside the 20-yard line against South Florida (Sept. 11)... Punted twice in the season opener vs. Florida Atlantic (Sept. 4) for a total of 98 yards averaging 49.0 yards per punt, placing one punt inside the 20-yard line with a long punt of 55 yards... Named to SEC Fall Academic Honor Roll... **2020:** Made his collegiate debut in the Cotton Bowl against Oklahoma (Dec. 30), kicking two punts for 98 yards (49.0 avg.), and placing one inside the 20-yard line... Redshirted... Named to SEC Fall Academic Honor Roll... **HIGH SCHOOL:** Discovered via ProKick Australia, an organization developed in 2007 to help Australian athletes reach the collegiate and NFL levels... Has an average punt distance of 45.1 yards and a long punt of 54 yards.

Wide Receiver / Orlando, Fla. / East River HS



DANIEL CROSS 33

Redshirt-Senior / 6-0 / 180

Awards: Four-time SEC Fall Academic Honor Roll (2019-22)

2022: Did not see game action in the 2022 season... **2021:** Did not register an appearance... **2020:** Did not appear in a game... **2019:** Did not see any game action... **2018:** Joined the team as a walk-on in the fall... Made his collegiate

debut against Idaho (Nov. 17)... **HIGH SCHOOL:** Played wide receiver at East River High School in Orlando, Fla... Member of East River's 2017 playoff qualifying team.

Wide Receiver / Missouri City, Texas / Hightower HS



CALEB DOUGLAS 12

Sophomore / 6-3 / 204

2022: Appeared in eight straight games with two starts... Had 10 catches for 175 yards with two touchdowns... Earned second start vs. Oregon State (Dec. 17) in the Las Vegas Bowl and caught two passes for 25 yards... Made first career start vs. South Carolina (Nov. 12)... Led all receivers with 53 yards and three catches vs. USC... Recorded one catch for 10 yards at Vanderbilt (Nov. 19)... Caught three passes

for 25 yards with a touchdown at Texas A&M (Nov. 5)... Made collegiate debut vs. Eastern Washington (Oct. 2) and caught first career pass for a 62-yard touchdown... **HIGH SCHOOL:** Texas District 10-5A-1 Co-Offensive MVP this past season... Caught 51 passes for 984 yards and five touchdowns his senior season... Ranks four all-time in school history in receiving yards at 1,221 in just two seasons at WR... Named First-Team All-District his junior year... Signed with Florida over USC, LSU and Notre Dame, among others.

Receiving

Date	Opponent	No.	Yds	TD	Lg
10/2/2022	EASTERN WASHINGTON	1	62	1	62
10/15/2022	LSU	0	0	0	0
10/29/2022	vs. Georgia	0	0	0	0
11/05/2022	at Texas A&M	3	25	1	12
11/12/2022	SOUTH CAROLINA	3	53	0	27
11/12/2022	at Vanderbilt	1	10	0	10
11/25/2022	at Florida State	0	0	0	0
12/17/2022	vs. Oregon State	2	25	0	15
Totals		10	175	2	62

Offensive Line / Jacksonville, Fla. / Sandalwood HS



KINGSLEY EGUAKUN 65

Redshirt-Junior / 6-3 / 308

Awards: Three-time SEC Fall Academic Honor Roll (2020-22)

2022: Started in all 13 games at center... Member of the offensive lineman that didn't allow a sack at Vanderbilt (Nov. 19)... Paved the way for 374 rushing yards against South Carolina (Nov. 12)... Anchored an offensive line that blocked for 594 total yards and five touchdowns at Tennessee (Sept. 24)... Blocked for 217 rushing

yards and three rushing touchdowns against South Florida (Sept. 17)... Part of a line that did not allow a sack vs. Utah (Sept. 3)... **2021:** Started in all 13 games at center... Helped the offense stay in the top-16 in total offense all year... Part of a line that only allowed 14 sacks/1.08 per game, tied for the seventh-lowest in FBS and second in the SEC... Blocked for Florida's 717 total yards of offense vs. Samford (Nov. 13), which ranked second all-time in program history and third-most by a team this season... Anchored a line that led Florida to rank 23rd nationally in rushing yards per game (208.7)... Gators averaged 5.5 yards per carry to rank first in the SEC and fourth in the country... Named to the SEC Fall Academic Honor Roll... **2020:** Appeared in all 12 games of the season as a reserve offensive lineman and special teams contributor... Named to the SEC Fall Academic Honor Roll... **2019:** Appeared in two games as a reserve offensive lineman and redshirted... Made collegiate debut in Florida's win versus Towson (Sept. 28)... **HIGH SCHOOL:** Played center and guard... Helped Sandalwood finish 7-3 his senior season... Played for coach Adam Geis at Sandalwood... Chose Florida over Auburn, Miami, Tennessee, and UCF, among others... Eguakun's great grandmother has a part of UF's George A. Smathers Libraries named after her... Eguakun's grandmother attended UF... Maiden name of grandmother and great grandmother, Price.

The football roster is subject to change prior to the start of the season

Running Back / Jennings, La. / Jennings HS



TREVOR ETIENNE

7

Sophomore / 5-8.75 / 208

Awards: Freshman All-SEC (2022), SEC Freshman of the Week (Week 11, 2022)
2022: Played in all thirteen games and made collegiate debut in the home open-er vs. Utah (Sept. 3)... Finished the season with 118 rushes for 719 yards and 6 touchdowns. Caught 9 passes for 66 yards and returned 17 kicks for 421 yards...

Rushed 8 times for 14 yards and returned 4 kickoffs for 91 yards vs. Oregon State in the Las Vegas Bowl (Dec. 17)... Recorded 17 rushes for 129 yards and a touchdown in addition to 3 kickoff returns for 87 yards at Florida State (Nov. 25)... Recorded 4 rushes for 9 yards, 1 reception for 26 and 2 kick returns for 41 yards at Vanderbilt (Nov. 19)... Recorded 8 rushes for 100 yards and a touchdown vs. South Carolina (Nov. 12)... Recorded 17 rushes for 80 yards at Texas A&M (Nov. 5)... Recorded 11 rushes for 53 yards and a touchdown in addition to 3 receptions for 20 yards and 2 kick returns for 48 yards vs. Georgia (Oct. 29)... Recorded 8 rushes for 28 yards and a touchdown in addition to 3 kick returns for 100 yards vs. LSU (Oct. 15)... Recorded 10 rushes for 83 yards vs. Missouri (Oct. 8)... Recorded 4 rushes for 22 yards and 1 kick return for 24 yards vs. Eastern Washington (Oct. 2)... Recorded 9 rushes for 35 yards at Tennessee (Sept. 24)... Recorded 8 rushes for 56 yards and a touchdown vs. USF (Sept. 17)... Recorded 9 rushes for 46 yards and 1 touchdown vs. Kentucky (Sept. 10)... Recorded 5 rushes for 64 yards vs. Utah (Sept. 3)... **HIGH SCHOOL:** Rated as a four-star recruit by 247Sports Composite Rankings, Rivals and ESPN... Played in the 2022 All-American Bowl... 2020 First Team Class 3A All-State selection... Ranked as the No.14 running back in the Class of 2022 by 247Sports Composite Rankings... Graded as a top 15 player in the state of Louisiana... Attended Rivals 2021 Five-Star Challenge... Won the running back MVP award at Rivals Camp Series... Named KPLC 7 Sports Person of the Week after 243 rushing yards and six touchdowns in a game... Younger brother of Jacksonville Jaguars running back Travis Etienne... Signed with Florida over Alabama, Clemson, Georgia and LSU, among others.

Date	Opponent	Rushing			Receiving				
		No.	Yds	TD	Lg	No.	Yds	TD	Lg
9/3/2022	UTAH	5	64	0	21	2	9	0	7
9/10/2022	KENTUCKY	9	46	1	15	0	0	0	0
9/17/2022	USF	8	56	1	16	0	0	0	0
9/24/2022	at Tennessee	9	35	0	14	0	0	0	0
10/2/2022	EASTERN WASHINGTON	4	22	0	8	1	1	0	1
10/8/2022	MISSOURI	10	83	0	39	0	0	0	0
10/15/2022	LSU	8	28	1	9	1	1	0	1
10/29/2022	vs. Georgia	11	53	1	14	3	20	0	12
11/5/2022	at Texas A&M	17	80	0	12	0	0	0	0
11/12/2022	SOUTH CAROLINA	8	100	1	85	0	0	0	0
11/19/2022	at Vanderbilt	4	9	0	5	1	26	0	26
11/25/2022	at Florida State	17	129	1	45	0	0	0	0
12/17/2022	vs. Oregon State	8	14	0	3	1	9	0	9
	Totals	118	719	6	85	9	66	0	26

Kickoff Returns

Date	Opponent	No.	Yds	TD	Lg
9/10/2022	KENTUCKY	2	30	0	19
10/2/2022	EASTERN WASHINGTON	1	24	0	24
10/15/2022	LSU	3	100	0	47
10/29/2022	vs. Georgia	2	48	0	33
11/12/2022	at Vanderbilt	2	41	0	21
11/25/2022	at Florida State	3	87	0	48
12/17/2022	vs. Oregon State	4	91	0	29
	Totals	17	421	0	48

Offensive Line / Covington, Ga. / Eastside HS



JALEN FARMER


52

Redshirt-Freshman / 6-4.5 / 306

2022: Appeared in two games and redshirted... Made his collegiate debut in the win over Eastern Washington (Oct. 3)... **HIGH SCHOOL:** Totaled 50 tackles and two sacks with a touchdown in his senior season while starting both ways on offense and defense for the Eagles.. Two-way player that played LG and DT his senior year... Top-35 OL in the country by 247Sports Composite Rankings... Named the 2021

Georgia AAAAA Region 8 Lineman of the Year... Three-year starter on the Offensive Line for Eastside High... Chose Florida over Kentucky, Auburn, Alabama and Miami, among others.

Defensive Line / Lake Forest, Ill. / Lake Forest HS




NICOLAS FLYNN

61

Redshirt-Freshman / 6-2.5 / 280

2022: Did not appear in any games and redshirted... Joined the Gators as a preferred walk-on in the summer.

Wide Receiver / Dunnellon, Fla. / Dunnellon HS



JA'QUAVION FRAZIARS

@

Junior / 6-3.5 / 218

2022: Appeared in ten games, making his first career start at Texas A&M (Nov. 5)... Finished the season with 5 receptions for 60 yards and a touchdown. Also tallied a tackle on special teams... Recorded 1 catch for 10 yards vs. Oregon State in the Las Vegas Bowl (Dec. 17)... Recorded 4 catches for 50 yards and a touchdown at Texas A&M (Nov. 5)... Recorded 1 tackle on special teams vs. Eastern Washing-

ton (Oct. 2)... **2021:** Saw action in all 13 games this season... Registered one solo tackle against Florida State (Nov. 27)... Recorded one reception for 16 yards against South Carolina (Nov. 6)... Caught one reception for two yards against LSU (Oct. 16)... Recorded two receptions for a total of 10 yards and one touchdown against Vanderbilt (Oct. 9)... Caught one reception for seven yards, getting his first career touchdown against Kentucky (Oct. 2)... **2020:** Appeared in seven games, notching one reception for four yards and contributing one defensive tackle... Saw action against Ole Miss (Sept. 26), Vanderbilt (Nov. 21), Kentucky (Nov. 28), Tennessee (Dec. 5), LSU (Dec. 12), in the SEC Championship Game vs. Alabama (Dec. 19) and Oklahoma (Dec. 30) in the Cotton Bowl... Recorded his first collegiate reception and defensive tackle against the Sooners... **HIGH SCHOOL:** Committed to play in the Under Armour All-America Game... Racked up 630 yards and 12 touchdowns on just 31 receptions, in addition to posting 48 total tackles, two interceptions, and an interception return touchdown at safety as a senior, leading Dunnellon to a 9-2 record and the FHSAA Class 5A State Playoffs... Finished his junior season with 48 receptions for 778 yards and posted 107 tackles and four interceptions on defense, leading Dunnellon to the 2018 FHSAA Class 4A State Semifinals.. 2018 Class 4A All-State Second Team selection at wide receiver... Played outfielder for the baseball team hitting .475 with 37 runs batted in and 49 stolen bases as a junior in 2019... Had a dozen Division I offers, including Auburn, Georgia, Miami, and Penn State.

	RECEIVING	G	Rec	Yds	TD	Lg	Rec/G	Avg/C	Avg/G
2020	7	1	4	0	4	0.1	4.0	0.6	
2021	13	5	35	2	16	0.4	7.0	2.7	
2022	10	5	60	1	19	0.5	12.0	6.0	
TOTAL	30	11	99	3	19	0.4	9.0	3.3	

(continued on next page)

The football roster is subject to change prior to the start of the season

(Fraziers continued)

Receiving

Date	Opponent	No.	Yds	TD	Lg
9/3/2022	UTAH	0	0	0	0
9/10/2022	KENTUCKY	0	0	0	0
9/17/2022	USF	0	0	0	0
10/2/2022	EASTERN WASHINGTON	0	0	0	0
10/8/2022	MISSOURI	0	0	0	0
10/15/2022	LSU	0	0	0	0
10/29/2022	vs. Georgia	0	0	0	0
11/05/2022	at Texas A&M	4	50	1	19
12/17/2022	vs. Oregon State	1	10	0	10
Totals		5	60	1	19

Receiving

Date	Opponent	No.	Yds	TD	Lg
9/4/2021	FAU	0	0	0	0
9/11/2021	at USF	0	0	0	0
9/18/2021	ALABAMA	0	0	0	0
9/25/2021	TENNESSEE	0	0	0	0
10/2/2021	at Kentucky	1	7	1	7
10/9/2021	VANDERBILT	2	10	1	5
10/16/2021	at LSU	1	2	0	2
10/30/2021	vs. Georgia	0	0	0	0
11/6/2021	at South Carolina	1	16	0	16

Wide Receiver / Fort Myers, Fla. / Lehigh HS



ALEX GONZALEZ 19

Redshirt-Freshman / 5-10.75 / 195
2022: Did not appear in a game and redshirted... Joined the Gators as a preferred walk-on in the summer... **HIGH SCHOOL:** Played high school football at Lehigh Senior in 2021... Named a Rotary and Dade vs. Fort Myers All-Star... Caught 28 passes for 446 yards and four touchdowns his senior year... Finished prep career with 60 catches, 847 receiving yards and seven touchdowns... Earned four varsity letters in track... dad played linebacker at Emporia State and mom volleyball at Saint Leo.

Tight End / Weatherford, Texas / Weatherford HS



HAYDEN HANSEN 89

Redshirt-Freshman / 6-6.25 / 262
2022: Did not see game action and redshirted... **HIGH SCHOOL:** Named First Team 3-6A All-District TE this season... Caught 38 passes totaling 369 yards and three touchdowns his senior season... Chose Florida over Colorado and Washington State, among others

Offensive Line / Fort Mill, S.C. / Fort Mill HS



JORDAN HERMAN 79

Redshirt-Sophomore / 6-8 / 374
2022: Saw action in two games this season... Appeared vs. South Carolina (Nov. 12)... Made his Gators debut on the offensive line in the win over Eastern Washington (Oct. 2)... **2021 at Hutchinson CC:** Played in one game against Bulter CC (April 3).

Cornerback / Huntsville, Ala. / Bob Jones HS



JAYDON HILL 23

Redshirt-Junior / 5-11.5 / 199
Awards: SEC Defensive Player of the Week (Week 7, 2022), Two-time SEC Fall Academic Honor Roll (2019 & 2022)
2022: Started cornerback in the last nine straight games... Tied for team-leading in interceptions (2) and totaled 24 tackles with a half a sack and two pass breakups and fumble recovery... Accounted for a solo tackle against Oregon State (Dec.

17) in the Las Vegas Bowl... Assisted on a tackle at Florida State (Nov. 25)... Recorded first career half sack and fumble with four tackles at Vanderbilt (Nov. 19)... Accounted for three solo tackles against South Carolina (Nov. 12)... Posted two pass breakups at Texas A&M (Nov. 5)... Logged two tackles vs. No. 1 Georgia (Oct. 29)... Totaled six tackles (five solo) v. LSU (Oct. 15)... Had two interceptions, including his career first for a 49-yard touchdown return as his second set up a touchdown drive. He also had three solo tackles... Made first appearance since 2020 with a start vs. Eastern Washington (Oct. 2) and finished with four tackles... **2021:** Earned a medical redshirt after suffering a season ending injury prior to the season... 2020: Appeared in all 12 games, recording five starts... Finished the season with 14 tackles (nine solo, five assisted), while also notching seven pass break ups, ranking second amongst Gators defenders... Recorded one assisted tackle against Ole Miss (Sept. 26)... Set a new career high for pass break ups in a game with three versus South Carolina (Oct. 3)... Logged two solo tackles at Texas A&M (Oct. 10)... Registered a pass break up against Missouri (Oct. 24)... Finished with one solo tackle against Georgia (Nov. 7)... Took reps against Arkansas (Nov. 14)... Recorded one solo tackle at Vanderbilt (Nov. 21)... Logged one tackle against Kentucky (Nov. 28)... Registered one solo tackle at Tennessee (Dec. 5)... Accounted for one solo and one assisted tackle against LSU (Dec. 12)... Saw action against Alabama (Dec. 19)... Recorded three solo tackles and three pass break ups against Oklahoma (Dec. 30) in the Cotton Bowl... 2019: Appeared in 10 games as a reserve defensive back... Recorded five solo tackles and six assisted tackles throughout the season... Had half a tackle for loss for seven yards against Towson... Notched a career-high four tackles against UT Martin... Named to the SEC Academic Honor Roll... **HIGH SCHOOL:** 2017 AHSA Class 7A first-team All-State selection, as he tallied five interceptions (returning one for a touchdown) and 26 pass breakups his junior year... Had 10 tackles and two pass breakups before suffering a season-ending torn ACL in September... Also a punt returner for Bob Jones... Played for coach Kevin Rose... Chose Florida over Michigan, Mississippi State, Oklahoma, Tennessee, and Texas A&M, among others.

DEFENSE	G	UA	A	Total	TFL-YDs	SK-YDs	PD	FF	FR	QBH	INT
2019	10	5	6	11	0.5-7	0-0	3	0	0	0	0
2020	12	9	5	14	0-0	0-0	7	0	0	0	0
2021	0	0	0	0	0-0	0-0	0	0	0	0	0
2022	9	16	8	24	0.5-1	0.5-1	4	0	1	0	2
TOTAL	31	30	19	49	1.0-8	0.5-1	14	0	1	0	2

Date	Opponent	Solo	Ast	Tackles	TFL-Yds	Sk-Yds	FF	FR-Yds	Int-Yds	QBH	PBU
10/2/2022	EASTERN WASHINGTON	1	3	4	0-0	0-0	0	0-0	0-0	0	0
10/8/2022	MISSOURI	3	0	3	0-0	0-0	0	0-0	2-54	0	0
10/15/2022	LSU	5	1	6	0-0	0-0	0	0-0	0-0	0	0
10/29/2022	vs. Georgia	1	1	2	0-0	0-0	0	0-0	0-0	0	0
11/05/2022	at Texas A&M	0	0	0	0-0	0-0	0	0-0	0-0	0	2
11/12/2022	SOUTH CAROLINA	3	0	3	0-0	0-0	0	0-0	0-0	0	0
11/19/2022	at Vanderbilt	2	2	4	0.5-1	0.5-1	0	1-0	0-0	0	0
11/25/2022	at Florida State	0	1	1	0-0	0-0	0	0-0	0-0	0	0
12/17/2022	vs. Oregon State	1	0	1	0-0	0-0	0	0-0	0-0	0	0
Totals		16	8	24	0.5-1	0.5-1	0	1-0	2-54	0	2

Date	Opponent	Solo	Ast	Tackles	TFL-Yds	Sk-Yds	FF	FR-Yds	Int-Yds	QBH	PBU
9/26/2020	at Ole Miss	0	1	1	0-0	0-0	0	0-0	0-0	0	0
10/3/2020	SOUTH CAROLINA	1	1	2	0-0	0-0	0	0-0	0-0	0	3
10/10/2020	at Texas A&M	2	0	2	0-0	0-0	0	0-0	0-0	0	0
10/31/2020	MIZZOU	0	0	0	0-0	0-0	0	0-0	0-0	0	1
11/7/2020	vs. Georgia	1	0	1	0-0	0-0	0	0-0	0-0	0	0

The football roster is subject to change prior to the start of the season

11/14/2020	ARKANSAS	0	0	0	0-0	0-0	0	0-0	0-0	0	0
11/21/2020	at Vanderbilt	1	0	1	0-0	0-0	0	0-0	0-0	0	0
11/28/2020	KENTUCKY	0	1	1	0-0	0-0	0	0-0	0-0	0	0
12/5/2020	at Tennessee	1	0	1	0-0	0-0	0	0-0	0-0	0	0
12/12/2020	LSU	1	1	2	0-0	0-0	0	0-0	0-0	0	0
12/19/2020	vs. Alabama	0	0	0	0-0	0-0	0	0-0	0-0	0	0
12/30/2020	vs. Oklahoma	2	1	3	0-0	0-0	0	0-0	0-0	0	3
Totals		9	5	14	0-0	0-0	0	0-0	0-0	0	7

Date	Opponent	Solo	Ast	Tackles	TFL-Yds	Sk-Yds	FF	FR-Yds	Int-Yds	QBH	PBU
8/24/2019	vs Miami	0	0	0	0-0	0-0	0	0-0	0-0	0	0
9/7/2019	UT MARTIN	1	3	4	0-0	0-0	0	0-0	0-0	0	1
9/21/2019	TENNESSEE	0	0	0	0-0	0-0	0	0-0	0-0	0	0
9/28/2019	TOWSON	2	1	3	0.5-7	0-0	0	0-0	0-0	0	2
10/5/2019	AUBURN	0	0	0	0-0	0-0	0	0-0	0-0	0	0
10/19/2019	at South Carolina	0	0	0	0-0	0-0	0	0-0	0-0	0	0
11/9/2019	VANDERBILT	0	1	1	0-0	0-0	0	0-0	0-0	0	0
11/16/2019	at Missouri	2	0	2	0-0	0-0	0	0-0	0-0	0	0
Totals		5	5	9	0.5-7	0-0	0	0-0	0-0	0	3

Defensive Line / Lawrenceville, Ga. / Mountain View HS



JAELIN HUMPHRIES

66

Redshirt-Junior / 6-3 / 322

2022: Saw action in four games this season... Recorded a tackle vs. Eastern Washington (Oct. 2) and South Florida (Sept. 17)... **2021:** Did not appear in a game...

2020: Saw action at Texas A&M (Oct. 10)... **2019:** Made collegiate debut vs. Vanderbilt (Nov. 9) and earned a redshirt... **HIGH SCHOOL:** Played both offensive and defensive line for Mountain View... Known for his versatility and ability to play

the inside and outside of a defensive line... Was invited to the Under Armor All-American Camp Series and Nike's The Opening... Played for coach Rob Kellogg... Chose Florida over Alabama, Georgia, LSU, Mississippi State, and Tennessee, among others.


DEFENSE	G	UA	A	Total	TFL-Yds	SK-Yds	PD	FF	FR	QBH	INT
2019	1	0	0	0	0-0	0-0	0	0	0	0	0
2020	1	0	0	0	0-0	0-0	0	0	0	0	0
2021	0	0	0	0	0-0	0-0	0	0	0	0	0
2022	4	0	2	2	0-0	0-0	0	0	0	0	0
TOTAL	6	0	2	2	0-0	0-0	0	0	0	0	0

Date	Opponent	Solo	Ast	Tackles	TFL-Yds	Sk-Yds	FF	FR-Yds	Int-Yds	QBH	PBU
9/10/2022	KENTUCKY	0	0	0	0-0	0-0	0	0-0	0-0	0	0
9/17/2022	USF	0	1	1	0-0	0-0	0	0-0	0-0	0	0
10/2/2022	EASTERN WASHINGTON	0	1	1	0-0	0-0	0	0-0	0-0	0	0
11/12/2022	SOUTH CAROLINA	0	0	0	0-0	0-0	0	0-0	0-0	0	0
Totals		0	2	2	0-0	0-0	0	0-0	0-0	0	0

Date	Opponent	Solo	Ast	Tackles	TFL-Yds	Sk-Yds	FF	FR-Yds	Int-Yds	QBH	PBU
10/10/2020	at Texas A&M	0	0	0	0-0	0-0	0	0-0	0-0	0	0
Totals		0	0	0	0-0	0-0	0	0-0	0-0	0	0

Date	Opponent	Solo	Ast	Tackles	TFL-Yds	Sk-Yds	FF	FR-Yds	Int-Yds	QBH	PBU
11/9/2019	VANDERBILT	0	0	0	0-0	0-0	0	0-0	0-0	0	0
Totals		0	0	0	0-0	0-0	0	0-0	0-0	0	0

Tight End / New Orleans, La. / Metairie Park HS



SCOTT ISACKS III

85

Redshirt-Freshman / 6-4 / 254

2022: Did not see any game action and redshirted... Joined the Gators as a preferred walk-on in the summer... **HIGH SCHOOL:** Prepped at Metairie Park Country Day School in Louisiana... Earned All-State and Metro honors... played three seasons of basketball and track... dad played offensive line at Louisiana.

Wide Receiver / Hawthorne, Fla. / Hawthorne HS



KAHLEIL JACKSON

22

Redshirt-Sophomore / 6-3 / 220

Awards: SEC Fall Academic Honor Roll (2022)

2022: Played in six games... Caught one pass for a season and career-long of 23 yards against South Carolina (Nov. 12)... Recorded first career catch for 20 yards vs. Eastern Washington (Oct. 2)... Made an appearance on special teams against No. 20 Kentucky (Sept. 10) and in the season opener vs. No. 7 Utah (Sept. 3)... **2021:**

Played in two games... Saw game action at South Carolina (Nov. 6)... Made his collegiate debut in the season opener vs. Florida Atlantic (Sept. 4)... **2019:** Did not see game action... Redshirted... **HIGH SCHOOL:** Finished high school career with 4,214 passing yards over 22 games (191.5 yards per game), as well as 66 passing touchdowns and 11 rushing touchdowns... Ran for over 100 yards in two games during senior campaign... Third generation Gator football player... Grandfather Willie Jackson, Sr., was one of the first African-American scholarship football players at UF... Father Will Jackson, Jr., and uncle Terry Jackson played under Steve Spurrier.

RECEIVING	G	Rec	Yds	TD	Lg	Rec/G	Avg/C	Avg/G
2021	2	0	0	0	0	0.0	0.0	0/0
2022	6	2	43	0	23	0.3	21.5	7.2
TOTAL	8	2	43	0	23	0.3	21.5	5.4

Receiving

Date	Opponent	No.	Yds	TD	Lg
9/3/2022	UTAH	0	0	0	0
9/10/2022	KENTUCKY	0	0	0	0
10/2/2022	EASTERN WASHINGTON	1	20	0	20
11/12/2022	SOUTH CAROLINA	1	23	0	23
11/25/2022	at Florida State	0	0	0	0
12/17/2022	vs. Oregon State	0	0	0	0
Totals		2	43	0	23

Receiving

Date	Opponent	No.	Yds	TD	Lg
9/4/2021	FAU	0	0	0	0
11/6/2021	at South Carolina	0	0	0	0
Totals		0	0	0	0

The football roster is subject to change prior to the start of the season

Inside Linebacker / Mobile, Ala. / Faith Academy HS



SHEMAR JAMES

6

Sophomore / 6-1.25 / 234

Awards: Freshman All-SEC (2022)

2022: Played in all thirteen games and started at linebacker in four games. Made collegiate debut and first career start in the home opener vs. Utah (Sept. 3)... Finished the season with 47 tackles, 3 quarterback hurries, 2 TFLs, 2 sacks, a forced fumble and a fumble recovery... Recorded 7 tackles (4 solo) vs. Oregon State in the Las Vegas Bowl (Dec. 17)... Recorded 2 solo tackles, including a sack, and a forced fumble at Florida State (Nov. 25)... Recorded 2 tackles at Vanderbilt (Nov. 19)... Recorded 3 tackles (2 solo) vs. South Carolina (Nov. 12)... Recorded 1 solo tackle at Texas A&M (Nov. 5)... Recorded 4 tackles (1 solo) vs. Georgia (Oct. 29)... Recorded 1 solo tackle vs. LSU (Oct. 15)... Recorded 2 tackles (2 solo) vs. Missouri (Oct. 8)... Recorded 8 tackles vs. Eastern Washington (Oct. 2)... Recorded 3 tackles (3 solo) including 1 sack at Tennessee (Sept. 24)... Recorded 3 tackles (1 solo) including a fumble recovery and a quarterback hurry vs. USF (Sept. 17)... Recorded 7 tackles (1 solo) and 1 quarterback hurry vs. Kentucky (Sept. 10)... Recorded 4 tackles and 1 quarterback hurry vs. Utah (Sept. 3)... **HIGH SCHOOL:** Rated as the No. 6 linebacker in the Class of 2022 by 247Sports... Listed as a five-star recruit and No. 1 linebacker by Rivals... No. 3 prospect in the state of Alabama by 247Sports... Invited to the 2022 Under Armour All-America Game... Recorded 66 tackles, 10 TFLs, six sacks and an interception his junior year... Three-sport athlete in football, basketball and track... Chose Florida over Alabama, Georgia, Florida State and Auburn, among others.

Date	Opponent	Solo	Ast	Tackles	TFL-Yds	Sk-Yds	FF	FR-Yds	Int-Yds	QBH	PBU
9/3/2022	UTAH	0	4	4	0-0	0-0	0	0-0	0-0	1	0
9/10/2022	KENTUCKY	1	6	7	0-0	0-0	0	0-0	0-0	1	0
9/17/2022	USF	1	2	3	0-0	0-0	0	1-0	0-0	1	0
9/24/2022	at Tennessee	3	0	3	1.0-6	1.0-6	0	0-0	0-0	0	0
10/2/2022	EASTERN WASHINGTON	0	8	8	0-0	0-0	0	0-0	0-0	0	0
10/8/2022	MISSOURI	2	0	2	0-0	0-0	0	0-0	0-0	0	0
10/15/2022	LSU	1	0	1	0-0	0-0	0	0-0	0-0	0	0
10/29/2022	vs. Georgia	1	3	4	0-0	0-0	0	0-0	0-0	0	0
11/05/2022	at Texas A&M	1	0	1	0-0	0-0	0	0-0	0-0	0	0
11/12/2022	SOUTH CAROLINA	2	1	3	0-0	0-0	0	0-0	0-0	0	0
11/19/2022	at Vanderbilt	0	2	2	0-0	0-0	0	0-0	0-0	0	0
11/25/2022	at Florida State	2	0	2	1.0-3	1.0-3	1	0-0	0-0	0	0
12/17/2022	vs. Oregon State	4	3	7	0-0	0-0	0-0	0-0	0-0	0	0
	Totals	18	29	47	2.0-9	2.0-9	1	1-0	0-0	3	0

Running Back / New Orleans, La. / De La Salle HS / Louisiana



MONTRELL JOHNSON JR.

2

Junior / 5-11.25 / 217

Awards: Sun Belt Freshman of the Year (2021), Sun Belt Offensive Player of the Week (2021), SEC Fall Academic Honor Roll (2022)

2022: Appeared in all thirteen games this season, starting nine games. Made Gator debut in the home opener vs. Utah (Sept. 3)... Finished the season with 155 rushes for 841 yards and 10 touchdowns... Rushed 11 times for 14 yards vs. Oregon State in the Las Vegas Bowl (Dec. 17)... Recorded 17 rushes for 85 yards and a touchdown at Florida State (Nov. 25)... Recorded 11 rushes for 32 yards and one reception for 3 yards and a touchdown at Vanderbilt (Nov. 19)... Recorded 24 rushes for 161 yards and a touchdown and 1 reception for 6 yards vs. South Carolina (Nov. 12)... Recorded 22 rushes for 100 yards and a touchdown in addition to 2 receptions for 20 yards at Texas A&M (Nov. 5)... Recorded 11 rushes for 24 yards and 1 reception for 7 yards vs. Georgia (Oct. 29)... Recorded 13 rushes for 57 yards and two touchdowns in addition to 2 catches for 5 yards vs. LSU (Oct. 15)... Recorded 8 rushes for 86 yards and a touchdown in addition to 1 catch for 5 yards vs. Missouri (Oct. 8)... Recorded 5 rushes for 24 yards and a touchdown vs. Eastern Washington (Oct. 2)... Recorded 8 rushes for 18 yards and 1 touchdown at Tennessee (Sept. 24)... Recorded 6 rushes for 103 yards and a touchdown vs. USF (Sept. 17)...


Recorded 7 rushes for 62 yards and 1 reception for 3 yards vs. Kentucky (Sept. 10)... Recorded 12 rushes for 76 yards and a touchdown as well as 1 reception for 14 yards vs. Utah (Sept. 3)... **2021 at Louisiana:** Played in all 14 games... Team-leader in rushing touchdowns (12) and second on the team in rushing yards (838)... Averaged 5.2 yards per carry... Posted back-to-back 100-yard plus rushing games against App State (Oct. 12) and Arkansas State (Oct. 21)... Ran for 150 yards with a 99-yard rushing touchdown vs. Arkansas State, becoming the 13th player in the NCAA history to accomplish the feat... Named Sun Belt Offensive Player of the Week after rushing for four touchdowns vs. Ohio (Sept. 16)... Three multi touchdown performances... Posted 98 yards on the ground against Georgia State (Nov. 4) and 84 vs. Ohio... Caught six passes for 53 yards... Scored a rushing touchdown in the New Orleans Bowl vs. Marshall (Dec. 18)... Selected to the Shaun Alexander Freshman of the Year Award Watch List... **HIGH SCHOOL:** Ranked the 48 best running back in the country according to 247sports.com... Attended De La Salle and led them to its second appearance in the State Championship his senior year... Ran for 182 yards and four touchdowns against St. Thomas Moore... Named a Sports Illustrated All-American candidate prior to his senior season... Held other offers from Tennessee, Virginia and Arizona.

RUSHING	G	Att	Yds	TD	Lg	Avg/R	Avg/G
2021	14	161	784	12	99	4.9	56.0
2022	13	155	841	10	62	5.4	64.7
TOTAL	27	16	75	0	13	4.7	3.4

RECEIVING	G	Rec	Yds	TD	Lg	Rec/G	Avg/C	Avg/G
2021	14	6	53	0	15	0.4	8.9	3.8
2022	13	12	58	1	18	0.9	4.8	4.5
TOTAL	27	18	111	1	18	0.7	6.2	4.1

Date	Opponent	Rushing				Receiving			
		No.	Yds	TD	Lg	No.	Yds	TD	Lg
9/3/2022	UTAH	12	75	1	16	1	14	0	14
9/10/2022	KENTUCKY	7	62	0	40	1	3	0	3
9/17/2022	USF	6	103	1	62	0	0	0	0
9/24/2022	at Tennessee	8	18	1	7	0	0	0	0
10/2/2022	EASTERN WASHINGTON	5	24	1	9	1	1	0	1
10/8/2022	MISSOURI	8	86	1	41	1	5	0	5
10/15/2022	LSU	13	57	2	39	2	5	0	4
10/29/2022	vs. Georgia	11	24	0	11	1	7	0	7
11/5/2022	at Texas A&M	22	100	1	24	2	20	0	18
11/12/2022	SOUTH CAROLINA	24	161	1	31	1	6	0	6
11/19/2022	at Vanderbilt	11	32	0	15	1	3	1	3
11/25/2022	at Florida State	17	85	1	22	0	0	0	0
12/17/2022	vs. Oregon State	11	14	0	14	1	-6	0	0
	Totals	155	841	10	62	12	58	1	18

Running Back / Pompano, Beach, Fla. / American Heritage HS



CARLSON JOSEPH

38

Redshirt-Sophomore / 5-10.75 / 196

Awards: SEC Fall Academic Honor Roll (2022)

2022: Played in one game, making his collegiate debut and rushing two times for five yards in the victory vs. Eastern Washington (Oct. 2)... **2021:** Did not see action and redshirted... Joined the team as a walk-on in the spring.

RUSHING	G	Att	Yds	TD	Lg	Avg/R	Avg/G
2021	0	0	0	0	0	0.0	0.0
2022	1	2	5	0	4	2.5	5.0
TOTAL	1	2	5	0	4	2.5	5.0

Date	Opponent	Rushing				Receiving			
		No.	Yds	TD	Lg	No.	Yds	TD	Lg
10/2/2022	EASTERN WASHINGTON	2	5	0	4	0	0	0	0
	Totals	2	5	0	4	0	0	0	0

The football roster is subject to change prior to the start of the season

Cornerback / Mansfield, Texas / Mansfield Timberview HS



JALEN KIMBER

8

Redshirt-Junior / 6-0 / 186

Awards: SEC Fall Academic Honor Roll (2022)

2022: Played in all thirteen games and made Gators debut in the home opener vs. Utah (Sept. 3)... Finished the season with 13 tackles, 1 interception, and a pass breakup... Recorded 2 tackles (1 solo) vs. South Carolina (Nov. 12)...

Recorded 2 solo tackles at Texas A&M (Nov. 5)... Recorded 2 tackles (1 solo) vs. Georgia (Oct. 29)... Recorded 3 tackles (1 solo) including a pass breakup and an interception returned for a touchdown vs. USF (Sept. 17)... Recorded 2 tackles (1 solo) vs. Utah (Sept. 3)... 2021 at Georgia: Saw action and was credited with one tackle in UAB game... Shoulder injury and Surgery sidelined him for remainder of the 2021 season... 2020 at Georgia: Saw action in three games... Made collegiate debut at Arkansas (Sept. 26)... Appeared in the Peach Bowl vs. Cincinnati (Jan. 1)... Credited with a tackle vs. UT... Earned a spot on the SEC Academic Honor Roll for Fall 2020... Enrolled at UGA in January of 2020... HIGH SCHOOL: Selected to play in the 2020 All-American Bowl... 247Sports.com composite four-star prospect... ranked as the #8 corner back nationally, the #17 prospect in Texas, and the #104 overall prospect nationally... ESPN.com four-star prospect, ranked as the #7 CB, #15 in the state, and the #84 nationally... rivals.com four-star prospect, ranked as the #8 CB, #209 player nationally, and the #40 prospect in Texas... PrepStar Magazine Top 150 Dream Team, #7 CB, #80 prospect nationally... In his senior season, he recorded 18 tackles and two passes deflected in eight games for the Wolves... named to the All-District 6-5A first team defense... helped lead Timberview to a 5-2 district record.

DEFENSE	G	UA	A	Total	TFL-YDs	SK-YDs	PD	FF	FR	QBH	INT
2020	2	1	0	1	0-0	0-0	0	0	0	0	0
2021	1	1	0	1	0-0	0-0	0	0	0	0	0
2022	13	8	5	13	0-0	0-0	1	0	0	0	1
Totals	16	10	5	15	0-0	0-0	1	0	0	0	1

Date	Opponent	Solo	Ast	Tackles	TFL-Yds	Sk-Yds	FF	FR-Yds	Int-Yds	QBH	PBU
9/3/2022	UTAH	1	1	2	0-0	0-0	0	0-0	0-0	0	0
9/10/2022	KENTUCKY	0	0	0	0-0	0-0	0	0-0	0-0	0	0
9/17/2022	USF	1	2	3	0-0	0-0	0	0-0	1-39	0	1
9/24/2022	at Tennessee	0	0	0	0-0	0-0	0	0-0	0-0	0	0
10/2/2022	EASTERN WASHINGTON	0	0	0	0-0	0-0	0	0-0	0-0	0	0
10/08/2022	MISSOURI	2	0	2	0-0	0-0	0	0-0	0-0	0	0
10/15/2022	LSU	0	0	0	0-0	0-0	0	0-0	0-0	0	0
10/29/2022	vs. Georgia	1	1	2	0-0	0-0	0	0-0	0-0	0	0
11/05/2022	at Texas A&M	2	0	2	0-0	0-0	0	0-0	0-0	0	0
11/12/2022	SOUTH CAROLINA	1	1	2	0-0	0-0	0	0-0	0-0	0	0
11/19/2022	at Vanderbilt	1	2	3	0-0	0-0	0	0-0	0-0	0	0
11/25/2022	at Florida State	0	0	0	0-0	0-0	0	0-0	0-0	0	0
12/17/2022	vs. Oregon State	0	0	0	0-0	0-0	0	0-0	0-0	0	0
Totals		8	5	13	0-0	0-0	0	0-0	1-39	0	1

Defensive Lineman / Jennings, La. / Jennings HS / Mississippi Gulf Coast CC



KEENAN LANDRY

93

Redshirt-Sophomore / 6-0.5 / 327

2022: Saw action in one game and redshirted... Made Gators debut on the defensive line in the win over Eastern Washington (Oct. 2)... 2021 at Mississippi Gulf Coast CC: Played in all nine games... Posted 31 tackles (13 solo) and one sack... Had a season-high eight (four solo) tackles at Jones College (Oct. 21)... HIGH SCHOOL: Played football at Jennings High School... Helped lead school to state championship

game his junior season... Named a Louisiana Class 3A All-State Honorable Mention his senior season... Earned MaxPreps Preseason Freshman All-America Second Team honors... Four-time All-Parish and District selection.

Offensive Line / Cocoa, Fla. / Cocoa HS



RICHE LEONARD IV

67

Junior / 6-1.5 / 311

Awards: SEC Fall Academic Honor Roll (2022)

2022: Appeared in 11 games, making one start... Started his first game of the season vs. LSU (Oct. 15)... Played both guard and center against Eastern Washington (Oct. 2)... Member of the offensive line that blocked for 594 yards and five touchdowns while rotating at left guard at Tennessee (Sept. 26)... 2021: Started

in one of the eight games he appeared in... First career start came at Missouri (Nov. 20)... Helped the offense stay in the top-16 in total offense all year... Part of a line that only allowed 14 sacks/1.08 per game, tied for the seventh lowest in FBS and second in the SEC... Blocked for Florida's 717 total yards of offense vs. Samford (Nov. 13), which ranked second all-time in program history and third-most by a team this season... Florida ranked 23rd nationally in rushing yards per game (208.7)... Gators averaged 5.5 yards per carry to rank first in the SEC and fourth in the country... Made collegiate debut in the season opener vs. Florida Atlantic (Sept. 4)... 2020: Did not see any game action... Redshirted... Named to the SEC Fall Academic Honor Roll... HIGH SCHOOL: Registered 84 pancake blocks in 18 games the last two seasons for Cocoa... Helped Cocoa reach the 2019 FHSAA Class 4A

Defensive Line / Cocoa, Fla. / Viera HS



JAMARI LYONS

95

Redshirt-Freshman / 6-3.5 / 309

2022: Appeared in three games this season, totaling two assisted tackles... Added one assisted tackle vs. No. 14 Oregon State (Dec. 17) in the Las Vegas Bowl... Contributed one assisted tackle in the win vs. Eastern Washington (Oct. 2)... Made his collegiate debut in the win vs. USF (Sept. 17)... HIGH SCHOOL: Ranked a four-star recruit by 247Sports Composite Rankings... Rated as a top-26 player in the state

of Florida by 247Sports... Selected as the No. 1 Preseason Player on Florida Today's 321 Preps Dandy Dozen... Recorded 91 total tackles including 54 solo tackles and 11 sacks in high school career... Led high school to the third round of the Sunshine State's 7A State Playoffs... Signed with Florida over Georgia, Florida State, Texas A&M, Auburn and Penn State, among others.

Date	Opponent	Solo	Ast	Tackles	TFL-Yds	Sk-Yds	FF	FR-Yds	Int-Yds	QBH	PBU
9/17/2022	USF	0	0	0	0-0	0-0	0	0-0	0-0	0	0
10/2/2022	EASTERN WASHINGTON	0	1	1	0-0	0-0	0	0-0	0-0	0	0
12/17/2022	vs. Oregon State	0	1	1	0-0	0-0	0	0-0	0-0	0	0
Totals		0	2	2	0-0	0-0	0	0-0	0-0	0	0

Cornerback / Miami, Fla. / Miami Palmetto



JASON MARSHALL JR.

3

Junior / 6-0.5 / 203

Awards: SEC Fall Academic Honor Roll (2022)

2022: Started at cornerback in thirteen games... Finished the season with 29 tackles, 8 pass breakups, 1 TFL, 1 interception, and a quarterback hurry... Recorded 2 tackles and a pass breakup vs. Oregon State in the Las Vegas Bowl (Dec. 17)... Recorded 4 tackles (3 solo) including 1 TFL and a pass breakup at Florida State (Nov. 25)... Recorded 3 tackles (2 solo), a pass breakup, and an interception at Vanderbilt (Nov. 19)... Recorded 1 solo tackle and 1 quarterback hurry vs. South Carolina (Nov. 12)... Recorded 4 tackles (3 solo) and 2 pass breakups at Texas A&M (Nov. 5)... Recorded 6 tackles (3 solo) vs. Georgia (Oct. 29)... Recorded 1 solo tackle vs. LSU (Oct. 15)... Recorded 1 tackle (1 solo) and 2 pass breakups vs. Eastern Washington (Oct. 2)... Recorded 1 tackle at Tennessee (Sept. 24)... Recorded 3 tackles (3 solo) vs. USF (Sept. 17)... Recorded 2 tackles (1 solo) vs. Kentucky (Sept. 10)... Recorded 1 tackle and 1 pass breakup vs. Utah (Sept. 3).

(continued on next page)

The football roster is subject to change prior to the start of the season

(Marshall Jr. continued)

2021: Appeared in all 13 games this season, starting at defensive back in six competitions... Had three tackles (two solo) in the Gasprailla Bowl vs. UCF (Dec. 23)... Collected his first interception of his career and two tackles (one solo) against Florida State (Nov. 27)... Registered three solo tackles, including a 5 yard tackle for loss, against Samford (Nov. 13)... Tallied two solo tackles and a pass break up against South Carolina (Nov. 6)... Recorded one solo tackle against Georgia (Oct. 30)... Logged one solo tackle against LSU (Oct. 16)... Recorded one tackle against Vanderbilt (Oct. 9)... Recorded two tackles (one solo), including a tackle for loss of two yards, in his first career-start against Kentucky (Oct. 2)... Registered three tackles (one solo) and first career start against Tennessee (Sept. 25)... Tallied two tackles against Alabama (Sept. 18)... Recorded two solo tackles against South Florida (Sept. 11)... Recorded a solo tackle in Florida's season opener and collegiate debut against Florida Atlantic (Sept. 4)... **HIGH SCHOOL:** Rated a five-star prospect by the 247Sports Composite Rankings... Ranked as the No. 2 cornerback in the country and the 27th overall prospect in the country according to the 247Sports Composite Rankings... Considered the top prospect in Florida's signing class according to ESPN and 247Sports... Was named to the MaxPreps 2020 Preseason High School All-American Team... High school teammates with Corey Collier Jr... Chose Florida over offers from Alabama, Florida State, Georgia, LSU, Miami, Ohio State and Oklahoma, among others.

DEFENSE	G	UA	A	Total	TFL-Yds	SK-Yds	PD	FF	FR	QBH	INT
2021	13	15	8	23	2.0-7	0-0	4	0	0	0	1
2022	13	20	9	29	1.0-2	0-0	9	0	0	0	1
Totals	26	34	17	52	3.0-9	0-0	13	0	0	0	2

Date	Opponent	Solo	Ast	Tackles	TFL-Yds	Sk-Yds	FF	FR-Yds	Int-Yds	QBH	PBU
9/3/2022	UTAH	1	0	1	0-0	0-0	0	0-0	0-0	0	1
9/10/2022	KENTUCKY	1	1	2	0-0	0-0	0	0-0	0-0	0	0
9/17/2022	USF	3	0	3	0-0	0-0	0	0-0	0-0	0	0
9/24/2022	at Tennessee	1	0	1	0-0	0-0	0	0-0	0-0	0	0
10/2/2022	EASTERN WASHINGTON	1	0	1	0-0	0-0	0	0-0	0-0	0	2
10/08/2022	MISSOURI	0	0	0	0-0	0-0	0	0-0	0-0	0	0
10/15/2022	LSU	1	0	1	0-0	0-0	0	0-0	0-0	0	0
10/29/2022	vs. Georgia	3	3	6	0-0	0-0	0	0-0	0-0	0	0
11/05/2022	at Texas A&M	3	1	4	0-0	0-0	0	0-0	0-0	0	2
11/12/2022	SOUTH CAROLINA	1	0	1	0-0	0-0	0	0-0	0-0	1	0
11/19/2022	at Vanderbilt	2	1	3	0-0	0-0	0	0-0	1-0	0	1
11/25/2022	at Florida State	3	1	4	1.0-2	0-0	0	0-0	0-0	0	1
12/17/2022	vs. Oregon State	0	2	2	0-0	0-0	0	0-0	0-0	0	1
Totals		20	9	29	1.0-2	0-0	0	0-0	1-0	1	8

Date	Opponent	Solo	Ast	Tackles	TFL-Yds	Sk-Yds	FF	FR-Yds	Int-Yds	QBH	PBU
9/4/2021	FAU	1	0	1	0-0	0-0	0	0-0	0-0	0	0
9/11/2021	at USF	2	0	2	0-0	0-0	0	0-0	0-0	0	0
9/18/2021	ALABAMA	0	2	2	0-0	0-0	0	0-0	0-0	0	0
9/25/2021	TENNESSEE	1	2	3	0-0	0-0	0	0-0	0-0	0	0
10/2/2021	at Kentucky	1	1	2	1.0-2	0-0	0	0-0	0-0	0	0
10/9/2021	VANDERBILT	0	1	1	0-0	0-0	0	0-0	0-0	0	1
10/16/2021	at LSU	1	0	0	0-0	0-0	0	0-0	0-0	0	0
10/30/2021	vs. Georgia	1	0	1	0-0	0-0	0	0-0	0-0	0	0
11/6/2021	at South Carolina	2	0	2	0-0	0-0	0	0-0	0-0	0	1
11/13/2021	SAMFORD	3	0	3	1.0-5	0-0	0	0-0	0-0	0	0
11/20/2021	at Missouri	0	0	0	0-0	0-0	0	0-0	0-0	0	0
11/27/2021	FLORIDA STATE	1	1	2	0-0	0-0	0	0-0	1(-3)	0	1
12/23/2021	vs. UCF	2	1	3	0-0	0-0	0	0-0	0-0	0	0
Totals		15	8	23	2.0-7	0-0	0	0-0	1(-3)	0	3

Defensive Line / North Tulsa, Okla. / Owasso HS



CHRIS MCCLELLAN

7

Sophomore / 6-3 / 329

Awards: SEC Fall Academic Honor Roll (2022)

2022: Played in all thirteen games and made his collegiate debut in the home opener vs. Utah (Sept. 3)... Recorded 2 tackles (1 solo) vs. Oregon State in the Las Vegas Bowl (Dec. 17)... Finished 23 tackles, 2.5 TFLs, 1.5 sacks, 1 fumble recovery, and 1 quarterback hurry... Recorded 2 tackles (1 solo) at Florida State (Nov. 25)... Recorded 2 tackles including 0.5 sack at Vanderbilt (Nov. 19)... Recorded 1 tackle vs. South Carolina (Nov. 12)... Recorded 3 tackles including 0.5 TFL vs. Georgia (Oct. 29)... Recorded 2 tackles (1 solo) and 1 quarterback hurry vs. LSU (Oct. 15)... Recorded 2 tackles (2 solo) vs. Missouri (Oct. 8)... Recorded 3 tackles (2 solo) including 1 TFL and 1 sack vs. Missouri (Oct. 8)... Recorded 1 tackle and recovered 1 fumble vs. Eastern Washington (Oct. 2)... Recorded 4 tackles (2 solo) including 0.5 TFL at Tennessee (Sept. 24)... Recorded 3 tackles vs. USF (Sept. 17)... **HIGH SCHOOL:** Ranked the No. 2 recruit in the state of Oklahoma by 247Sports Composite Rankings... A four-star recruit by 247Sports Composite Rankings... Named the No. 17 defensive lineman and No. 100 prospect in the Class of 2022 by 247Sports Composite Rankings... Selected to the 2022 All-American Bowl Game... Listed in the ESPN 300 for the Class of 2022... Signed with Florida over Alabama, Ohio State, Oklahoma and USC, among others.

Date	Opponent	Solo	Ast	Tackles	TFL-Yds	Sk-Yds	FF	FR-Yds	Int-Yds	QBH	PBU
9/3/2022	UTAH	0	0	0	0-0	0-0	0	0-0	0-0	0	0
9/10/2022	KENTUCKY	0	0	0	0-0	0-0	0	0-0	0-0	0	0
9/17/2022	USF	0	3	3	0-0	0-0	0	0-0	0-0	0	0
9/24/2022	at Tennessee	2	2	4	0.5-1	0-0	0	0-0	0-0	0	0
10/2/2022	EASTERN WASHINGTON	0	1	1	0-0	0-0	0	1-0	0-0	0	0
10/08/2022	MISSOURI	2	1	3	1.0-3	1.0-3	0	0-0	0-0	0	0
10/15/2022	LSU	1	1	2	0-0	0-0	0	0-0	0-0	1	0
10/29/2022	vs. Georgia	0	3	3	0.5-1	0-0	0	0-0	0-0	0	0
11/05/2022	at Texas A&M	0	0	0	0-0	0-0	0	0-0	0-0	0	0
11/12/2022	SOUTH CAROLINA	0	1	1	0-0	0-0	0	0-0	0-0	0	0
11/19/2022	at Vanderbilt	0	2	2	0.5-1	0.5-1	0	0-0	0-0	0	0
11/25/2022	at Florida State	1	1	2	0-0	0-0	0	0-0	0-0	0	0
12/17/2022	vs. Oregon State	1	1	2	0-0	0-0	0	0-0	0-0	0	0
Totals		7	16	23	2.5-6	1.5-4	0	1-0	0-0	1	0

Kicker / Tampa, Fla. / Wiregrass Ranch HS



ADAM MIHALEK

49


Redshirt-Sophomore / 6-2 / 201

Awards: SEC Fall Academic Honor Roll (2022)

2022: Started at kicker in all thirteen games this season... Was a perfect five for five on extra points at Florida State (Nov. 25)... Converted a 50-yard field goal at Texas A&M (Nov. 5)... Hit a career-long 52 yard field goal against Georgia (Oct. 29)... Was a perfect five-for-five on extra point attempts vs. LSU (Oct. 15)... Hit a 37-yard field goal and was successful on all three extra-point attempts vs. Missouri (Oct. 9)... Was a perfect seven for seven on extra points against Eastern Washington (Oct. 2)... Made all three extra-point attempts at Tennessee (Sept. 24)... Converted a 31-yard field goal vs. South Florida (Sept. 17)... Hit a 50-yard field goal vs. Kentucky (Sept. 10)... Was successful on all three extra-point attempts against Utah... Made his collegiate debut against Utah (Sept. 3)... **2021:** Did not appear in a game and redshirted... Joined the team as a walk-on in the spring.

The football roster is subject to change prior to the start of the season

Quarterback / Scottsdale, Ariz. / Chaparral HS / Ohio State



JACK MILLER III 10

Redshirt-Sophomore / 6-2.5 / 226

Awards: SEC Fall Academic Honor Roll (2022)

2022: Appeared in and made first career start vs. Oregon State in the Las Vegas Bowl (Dec. 17)... Recorded a career high 13 completions on 22 attempts and 180 yards vs. Oregon State in the Las Vegas Bowl (Dec. 17)... Transferred from

Ohio State at end of the fall and joined the Gators for the start of the spring semester... 2021 at Ohio State: Played in four games... Completed five passes on eight attempts for 66 yards and had a rush for eight yards against Akron (Sept. 22)... Saw action vs. Indiana (Oct. 2) and finished 2-3 passing with 35 yards... 2020 at Ohio State: Appeared in two games and redshirted... Made collegiate debut vs. Nebraska (Oct. 24) and scored a touchdown on a 21-yard run... Saw action vs. Michigan State (Dec. 5)... HIGH SCHOOL: The nation's No. 14-ranked pro style quarterback by 247Sports.com... a four-star prospect by every major recruiting service... was the MVP at The Opening Los Angeles to earn a place at the Elite 11 Finals... Max Preps All American, All State as a freshman... Division 6A All District, All Region, All State honors... three year Ed Doherty Award recipient... played for Chaparral High school and head coach Brent Barnes and offensive coordinator Tim Kohner, where he was 2017 offensive MVP and 2019 offensive player of the year... was a four year varsity starter... holds the Arizona state record with 115 passing touchdowns, and 3,653 passing yards and 53 touchdowns in a season, a 2A state record... finishes high school career averaging 285 all-purpose yards per game, 248 passing yards per game and a Max Preps QBR of 114.9... amassed nearly 10,000 yards and 130 total touchdowns in his 38 game high school career... member of the 2018 and 2019 mid-season Watch List for the National Quarterback of the Year award.

PASSING	G	Att	Cmp	Int	Yds	TD	Lg	Pct	Avg/P	Avg/G	Effic
2020	2	0	0	0	0	0	0	0.0	0.0	0.0	0.0
2021	4	7	14	0	101	0	25	50.0	14.4	25.3	110.6
2022	1	13	22	0	180	0	38	59.1	13.8	180.0	127.8
TOTAL	7	20	36	0	281	0	38	55.6	14.1	40.1	121.1
RUSHING	G	Att	Yds	TD	Lg	Avg/R	Avg/G				
2020	2	2	23	1	21	11.5	11.5				
2021	4	5	-1	0	8	-0.2	-0.3				
2022	1	13	13	0	15	1.0	13.0				
TOTAL	7	20	35	1	21	1.8	5.0				

		Passing					
Date	Opponent	Cmp-Att-Int	Yds	TD	Lg		
12/17/2022	vs. Oregon State	13-22-0	180	0	15		
Totals		13-22-0	180	0	15		

		Rushing			
Date	Opponent	No.	Yds	TD	Lg
12/17/2022	vs. Oregon State	1	13	0	13
Totals		1	13	0	13

Safety / Winter Park, Fla. / Winter Park HS



DAKOTA MITCHELL 35

Redshirt-Sophomore / 6-2.5 / 226

Awards: SEC Fall Academic Honor Roll (2022), SEC First-Year Academic Honor Roll (2021-22)

2022: Did not see game action... 2021: No appearance and redshirted... HIGH SCHOOL: Helped Winter Park to the 2020 FHSAA Class 8A Region 2 quarterfinals... Ranked at No. 8 nickel nationally on SIAA's Top 10 Nickel prospects of 2021...

Regarded as a dynamic defensive back able to play safety and nickel cornerback... Also spent time at wide receiver and running back at Winter Park... Chose Florida after decommitting from LSU and passing on offers from Alabama, Arkansas and Auburn among others.

Safety / Oxford, Ala. / Oxford HS



MIGUEL MITCHELL 10

Sophomore / 6.0-75 / 223

2022: Appeared in all thirteen games. Started at defensive back vs. South Carolina (Nov. 12). Made his collegiate debut in the home opener vs. Utah (Sept. 3)... Finished the season with 15 tackles, 1 TFL, and 1 forced fumble... Recorded 1 tackle vs. Oregon State in the Las Vegas Bowl (Dec. 17)... Recorded 1 solo tackle at Florida State (Nov. 25)... Recorded 1 solo tackle at Vanderbilt (Nov. 19)... Recorded

3 tackles vs. South Carolina (Nov. 12)... Recorded 1 tackle vs. LSU (Oct. 15)... Recorded 1 tackle (1 solo) vs. Missouri (Oct. 8)... Recorded 4 tackles (2 solo) including 1 TFL and 1 forced fumble vs. Eastern Washington (Oct. 2)... Recorded 3 tackles (3 solo) vs. USF (Sept. 17)... HIGH SCHOOL: Named MVP in the 2021 Alabama-Mississippi All-Star Game... Totaled 33 tackles, eight pass breakups, three forced fumbles, two interceptions and blocked a field goal his senior year... Accounted for 293 total yards of offense and three touchdowns this past season... Top-35 player in the state of Alabama by 247Sports Composite Rankings... Won the 6A State Championship in 2019... Signed with Florida over Oregon, USC and Tennessee, among others.

Date	Opponent	Solo	Ast	Tackles	TFL-Yds	Sk-Yds	FF	FR-Yds	Int-Yds	QBH	PBU
9/3/2022	UTAH	0	0	0	0-0	0-0	0	0-0	0-0	0	0
9/10/2022	KENTUCKY	0	0	0	0-0	0-0	0	0-0	0-0	0	0
9/17/2022	USF	3	0	3	0-0	0-0	0	0-0	0-0	0	0
9/24/2022	at Tennessee	0	0	0	0-0	0-0	0	0-0	0-0	0	0
10/2/2022	EASTERN WASHINGTON	2	2	4	1.0-2	0-0	1	0-0	0-0	0	0
10/08/2022	MISSOURI	1	0	1	0-0	0-0	0	0-0	0-0	0	0
10/15/2022	LSU	0	1	1	0-0	0-0	0	0-0	0-0	0	0
10/29/2022	vs. Georgia	0	0	0	0-0	0-0	0	0-0	0-0	0	0
11/05/2022	at Texas A&M	0	0	0	0-0	0-0	0	0-0	0-0	0	0
11/12/2022	SOUTH CAROLINA	0	3	3	0-0	0-0	0	0-0	0-0	0	0
11/19/2022	at Vanderbilt	1	0	1	0-0	0-0	0	0-0	0-0	0	0
11/25/2022	at Florida State	1	0	1	0-0	0-0	0	0-0	0-0	0	0
12/17/2022	vs. Oregon State	0	1	1	0-0	0-0	0	0-0	0-0	0	0
Totals		8	7	15	1.0-2	0-0	1	0-0	0-0	0	0

Cornerback / Naples, Fla. / Naples HS



DEVIN MOORE 28

Sophomore / 6-2.75 / 196

Awards: SEC Fall Academic Honor Roll (2022)


2022: Played in five games and totaled six tackles (four solo)... Picked up one tackle in the victory vs. Eastern Washington (Oct. 2)... Logged one solo tackle at No. 11 Tennessee (Sept. 24)... Notched one solo take in the victory over USF (Sept. 17)... Came off the bench and recorded two tackles (one solo) vs. No. 20 Kentucky

(Sept. 10)... Made his collegiate debut and registered one solo tackle in the season-opening victory against No. 7 Utah (Sept. 3)... HIGH SCHOOL: Ranked as a four-star prospect by Rivals and 247Sports... Invited to the 2022 All-American Bowl... Named an Adidas All-American... Posted 24 tackles with five interceptions including one pick-six his junior year... Signed with Florida over Alabama, Notre Dame, Auburn and LSU, among others.

Date	Opponent	Solo	Ast	Tackles	TFL-Yds	Sk-Yds	FF	FR-Yds	Int-Yds	QBH	PBU
9/3/2022	UTAH	1	0	1	0-0	0-0	0	0-0	0-0	0	0
9/10/2022	KENTUCKY	1	1	2	0-0	0-0	0	0-0	0-0	0	0
9/17/2022	USF	1	0	1	0-0	0-0	0	0-0	0-0	0	0
9/24/2022	at Tennessee	1	0	1	0-0	0-0	0	0-0	0-0	0	0
10/2/2022	EASTERN WASHINGTON	0	1	1	0-0	0-0	0	0-0	0-0	0	0
Totals		4	2	6	0-0	0-0	0	0-0	0-0	0	0

The football roster is subject to change prior to the start of the season


EDGE / Winchester, Tenn. / Franklin County HS / Kentucky Wesleyan



TYREIK NORWOOD 91

Sophomore / 6-2.75 / 240

2022: Did not see any game action... Joined the team as a walk-on in the fall... **2021 at Kentucky Wesleyan:** Played in four games... Had five total tackles with half a TFL and sack... **2020 at Kentucky Wesleyan:** Saw action in three games... Totaled four tackles (two solo) with 1.5 sacks for a loss of nine yards... **2019 at Kentucky Wesleyan:** Made an appearance in all 11 games... Recorded 31 tackles (16 solo) with 6.5 TFLs and 3.5 sacks... **2018 at Kentucky Wesleyan:** Appeared in nine games... Had 25 tackles (16 solo) with 3.0 tackles-for-loss with one sack... **HIGH SCHOOL:** Attended Franklin Co. High School... Father played cornerback at UT-Martin and younger brother, Jayden, plays at Gila River College.



JONATHAN ODOM 87

Junior / 6-5.25 / 251


Awards: Two-time SEC Fall Academic Honor Roll (2021-22), SEC First-Year Academic Honor Roll (2020). **2022:** Saw action at tight end in nine games this season, totaling seven receptions for 69 yards and two touchdowns... Collected two receptions and 24 yards vs. No. 14 Oregon State (Dec. 17) in the Las Vegas Bowl... Registered a career-high three receptions and 39 yards with a touchdown at Florida State (Nov. 25)... Saw action at tight end at Vanderbilt (Nov. 19)... Registered his first-career reception and hauled in his first-career touchdown finishing with two receptions for six yards, one touchdown vs. South Carolina (Nov. 12)... Saw action in the win at Texas A&M (Nov. 5)... Appeared in the win over Missouri (Oct. 8)... Appeared at tight end in the win over Eastern Washington (Oct. 2)... Appeared at tight end at No. 11 Tennessee (Sept. 24)... Saw action at tight end vs. USF (Sept. 17)... **2021:** Appeared in eight games primarily in a special teams role and reserve tight end... Named to the SEC Fall Academic Honor Roll... **2020:** Appeared in four games and redshirted... Named to SEC First-Year Academic Honor Roll... **HIGH SCHOOL:** Appeared in 31 games over three years at Jesuit High School, reeling in 34 career catches for 467 yards and 11 touchdowns... Captured a career-high 19 catches and eight receiving touchdowns as a junior in 2018-19... Committed to UF over Alabama, Iowa, LSU, and FSU, among others... Father, Jason Odom, was a four-year starter on the offensive line for the Gators from 1992-95 and member of the Tampa Bay Buccaneers from 1996-99... Earned First Team All-SEC honors in 1994 and 1995 and unanimous All-American honors in 1995... Was inducted into the University of Florida Athletic Hall of Fame as a "Gator Great" in 2010... Appeared in 46 games while making 41 starts for Tampa Bay over his four-year career.

RECEIVING	G	Rec	Yds	TD	Lg	Rec/G	Avg/C	Avg/G
2020	4	0	0	0	0	0.0	0.0	0.0
2021	8	0	0	0	0	0.0	0.0	0.0
2022	9	7	69	2	21	0.8	9.9	7.7
TOTAL	21	7	69	2	21	0.3	9.9	3.3

Receiving

Date	Opponent	No.	Yds	TD	Lg
9/17/2022	USF	0	0	0	0
9/24/2022	at Tennessee	0	0	0	0
10/8/2022	MISSOURI	0	0	0	0
11/05/2022	at Texas A&M	0	0	0	0
11/12/2022	SOUTH CAROLINA	2	6	1	4
11/12/2022	at Vanderbilt	0	0	0	0
11/25/2022	at Florida State	3	39	1	21
12/17/2022	vs. Oregon State	2	24	0	17
Totals		7	69	2	21

Wide Receiver / Chandler, Ariz. / Corona Del Sol HS / Arizona State



RICKY PEARSALL 1

Senior / 6-1 / 193

2022: Appeared at WR in all thirteen games and started at wide receiver in ten games. Made Gator debut in the home opener vs. Utah (Sept. 3)... Finished the season with 8 rushes for 113 yards and a touchdown. Through the air he caught 33 passes for 661 yards and 5 touchdowns... Recorded 4 receptions for 65 yards vs. Oregon State in the Las Vegas Bowl (Dec. 17)... Recorded 5 receptions for 148 yards and 2 touchdowns in addition to 2 punt returns for 17 yards at Florida State (Nov. 25)... Recorded 1 reception for 27 yards at Vanderbilt (Nov. 19)... Recorded 1 catch for 15 yards and a touchdown, 1 rush for 7 yards and 1 punt return for 11 yards vs. South Carolina (Nov. 12)... Recorded 3 carries for 34 yards and 3 receptions for 65 yards at Texas A&M (Nov. 5)... Recorded 3 receptions for 38 yards vs. Georgia (Oct. 29)... Recorded 2 catches for 49 yards vs. LSU (Oct. 15)... Recorded 1 catch for 9 yards and a touchdown vs. Missouri (Oct. 8)... Recorded 1 rush for 76 yards and a touchdown and 1 reception for 22 yards vs. Eastern Washington (Oct. 2)... Recorded 5 receptions for 103 yards and 1 touchdown at Tennessee (Sept. 24)... Recorded 1 reception for 14 yards vs. USF (Sept. 17)... Recorded 2 catches for 39 yards vs. Kentucky (Sept. 10)... Recorded 4 catches for 67 yards vs. Utah (Sept. 3)... **2021 at Arizona State:** Saw action in every game (13) for the third straight season with 11 starts... Ranked ninth in the PAC 12 with 12.1 yards per catch and 48 catches... Led the team with 580 receiving yards to sit 12th in the conference... Caught a team-high four touchdowns... Ran for 51 yards and a touchdown in six attempts... Logged 11 multi-catch games and eight with three-plus receptions... Caught four passes for 132 yards at UCLA (Oct. 2) with a 54-yard and 65-yard touchdown catch... Had a career-high nine catches to total 83 yards at UTAH (Oct. 16)... Posted 65 yards receiving on four catches vs. Wisconsin in the Las Vegas Bowl (Dec. 30)... Made first career start against UNLV (Sept. 11)... Completed two passes - 29 yards in the season opener vs. Southern Utah (Sept. 2) and 30 yards for a touchdown against Colorado (Sept. 25)... **2020 at Arizona State:** Made appearances in all four games... Totaled six catches for 86 yards and a touchdown... Ran for 33 yards and a touchdown on three attempts... Had two catches for 36 yards at Oregon State (Dec. 19) with first career rushing touchdown on a 29-yard rush... Caught first career touchdown at Arizona (Dec. 11) and had two catches for 34 yards... Completed a pass for 51 yards vs. UCLA (Dec. 5)... Had two catches for 16 yards in the season opener at USC (Nov. 7)... **2019 at Arizona State:** Played in all 13 games and made collegiate debut in the season opener vs. Kent State (Aug. 29) with one catch for 16 yards... Totaled seven catches for 128 yards... Caught passes for 19 yards vs. Colorado (Sept. 21), 25 yards against Washington State (Oct. 12) and for a career-long of 38 at Cal (Sept. 27)... Returned a kick for 28 yards vs. WSU... **HIGH SCHOOL:** Arizona High School 6A receiving yard record as a junior with 342 yards against Gilbert High... Posted a Nike Football Plus rating of 113.43 at The Opening Regionals, 16th among all wide receivers tested nationally... ESPN listed him as the No. 106 wide receiver prospect nationally and the No. 15 overall prospect from the state of Arizona... ranked as the No. 147 wide receiver prospect in the country and the No. 23 overall prospect in the state according to 24/7 Sports Composite Rankings... Three-year member of the varsity squad at Corona Del Sol High School and tremendously versatile athlete that posted back-to-back 1,000+ all-purpose yardage seasons... 2018 Arizona Football Coaches Association All-6A First Team selection at wide receiver after posting one of the state's best all-around seasons... Made 65 catches going for 815 yards and four touchdowns, collecting five 100+ yard receiving performances during an outstanding senior season and added four rushing touchdowns, receiving direct snaps out of a "wildcat" formation... Dangerous return threat, finishing the season with two kick-off returns for a touchdown (98 & 99 yards) and 762 total kick return yards... Broke onto the Arizona High School scene with a productive junior campaign in which he caught 74 passes for 1,153 yards and 13 touchdowns and averaged 115.3 receiving yards per game, including a 95-yard touchdown catch... Picked off four passes during his varsity career while serving in a ball-hawking safety role.

RECEIVING	G	Rec	Yds	TD	Lg	Rec/G	Avg/C	Avg/G
2019	13	7	128	9	38	0.5	18.3	9.8
2020	4	6	86	1	31	1.5	14.3	21.5
2021	13	48	580	4	65	3.7	12.1	44.6
2022	13	33	661	5	52	2.5	20.0	50.8
TOTAL	43	94	1455	10	65	2.2	15.5	33.8

RUSHING	G	Att	Yds	TD	Lg	Avg/R	Avg/G
2019	13	1	1	0	1	1.0	1.0
2020	4	3	33	1	29	11.0	8.3
2021	13	6	44	1	26	7.3	3.4
2022	13	8	113	1	76	14.1	8.7
TOTAL	43	18	191	3	76	10.6	4.4

(continued on next page)

The football roster is subject to change prior to the start of the season

(Pearsall continued)

Receiving

Date	Opponent	No.	Yds	TD	Lg
9/3/2022	UTAH	4	67	0	23
9/10/2022	KENTUCKY	2	39	0	24
9/17/2022	USF	1	14	0	14
9/24/2022	at Tennessee	5	103	1	38
10/2/2022	EASTERN WASHINGTON	1	22	0	22
10/8/2022	MISSOURI	1	9	1	9
10/15/2022	LSU	2	49	0	29
10/29/2022	vs. Georgia	3	38	0	19
11/05/2022	at Texas A&M	3	65	0	23
11/12/2022	SOUTH CAROLINA	1	15	0	15
11/12/2022	at Vanderbilt	1	27	0	27
11/25/2022	at Florida State	5	148	2	52
12/17/2022	vs. Oregon State	4	65	0	28
Totals		33	661	5	52

Rushing

Date	Opponent	No.	Yds	TD	Lg
10/2/2022	EASTERN WASHINGTON	1	76	1	76
11/5/2022	at Texas A&M	3	34	0	20
11/12/2022	SOUTH CAROLINA	1	7	0	7
11/19/2022	at Vanderbilt	1	-3	0	0
11/25/2022	at Florida State	1	1	0	1
12/17/2022	vs. Oregon State	1	-2	0	0
Totals		8	133	1	76

Inside Linebacker / Mount Pleasant, S.C. / Wando HS



JUSTIN PELIC

47

Redshirt-Junior / 5-11.25 / 224

Awards: Three-time SEC Fall Academic Honor Roll (2020-22)

2022: Did not make an appearance in a game... **2021:** Saw no action... **2020:** No appearance... **2019:** Joined the team as a walk-on in the summer... No game action and earned a redshirt.

Safety / Hattiesburg, Miss. / Hattiesburg HS / Mississippi State Gulf Coast CC



JADARIUS PERKINS

27

Senior / 6-0 / 194

2022: Played in all 13 games, totaling 14 tackles (12 solo), 2.0 TFL and one interception... Made two solo tackles in the Las Vegas Bowl vs. No. 14 Oregon State (Dec. 17)... Recorded two solo tackles in the win at Texas A&M (Nov. 5)... Logged one tackle and his first-career interception vs. No. 1 Georgia (Oct. 29)... Had a season-high three tackles while adding 1.0 TFL for a two-yard loss in the win over Missouri (Oct. 8)... Recorded one solo tackle for a loss of three yards in the victory vs. Eastern Washington (Oct. 2)... Picked up one solo tackle in the win over USF (Sept. 17)... Saw action and picked up two tackles (one solo) against No. 20 Kentucky (Sept. 10)... Played and recorded two tackles (one solo) in the season-opening win vs. No. 7 Utah (Sept. 3). **2021:** Appeared as a reserve defensive back in nine games while drawing the start vs. Samford (Nov. 13), owning two pass breakups, one QB hit, 25 tackles (15 solo) and one tackle for loss... Racked up six tackles (five solo) in his first start as a Gator against Samford... Recorded three solo tackles, one TFL and one QB hit at South Carolina (Nov. 6)... Had two solo tackles and one pass breakup at LSU (Oct. 16)... Tallied a career-high seven tackles (two solo) vs. Vanderbilt (Oct. 9)... Posted one solo tackle against Tennessee (Sept. 25)... Appeared as a reserve cornerback and recorded three tackles (one solo) and one pass breakup against South Florida (Sept. 11)... Saw game action in the season opener vs. Florida Atlantic (Sept. 4) tallying three total tackles (one solo) for the first of his Division I career...


Joined the Gators after spending two seasons at Mississippi Gulf Coast CC... **HIGH SCHOOL:** Appeared in 14 games with the Bulldogs, contributing 32 total tackles (21 solo), 1.0 tackle for loss and one interception... Transferred to Mizzou, where he spent Spring 2021 before joining the Gators in the Summer 2021... Attended Hattiesburg High School, where as a senior was named to the Mississippi Association of Coaches Class 5A All-State team.

DEFENSE	G	UA	A	Total	TFL-Yds	SK-Yds	PD	FF	FR	QBH	INT
2021	10	15	10	25	1.0-3	0-0	2	0	0	0	0
2022	12	12	2	14	2.0-5	0-0	1	0	0	0	1
Totals	22	27	12	39	3.0-8	0-0	3	0	0	0	1

Date	Opponent	Solo	Ast	Tackles	TFL-Yds	Sk-Yds	FF	FR-Yds	Int-Yds	QBH	PBU
9/3/2022	UTAH	1	1	2	0-0	0-0	0	0-0	0-0	0	0
9/10/2022	KENTUCKY	1	1	2	0-0	0-0	0	0-0	0-0	0	0
9/17/2022	USF	1	0	1	0-0	0-0	0	0-0	0-0	0	0
9/24/2022	at Tennessee	0	0	0	0-0	0-0	0	0-0	0-0	0	0
10/2/2022	EASTERN WASHINGTON	1	0	1	1.0-3	0-0	0	0-0	0-0	0	0
10/8/2022	MISSOURI	3	0	3	1.0-2	0-0	0	0-0	0-0	0	0
10/15/2022	LSU	0	0	0	0-0	0-0	0	0-0	0-0	0	0
10/29/2022	vs. Georgia	1	0	1	0-0	0-0	0	0-0	1-0	0	0
11/05/2022	at Texas A&M	2	0	2	0-0	0-0	0	0-0	0-0	0	0
11/12/2022	SOUTH CAROLINA	0	0	0	0-0	0-0	0	0-0	0-0	0	0
11/19/2022	at Vanderbilt	0	0	0	0-0	0-0	0	0-0	0-0	0	0
12/17/2022	vs. Oregon State	2	0	2	0-0	0-0	0	0-0	0-0	0	0
Totals		12	2	14	2.0-5	0-0	0	0-0	1-0	0	0

Date	Opponent	Solo	Ast	Tackles	TFL-Yds	Sk-Yds	FF	FR-Yds	Int-Yds	QBH	PBU
9/4/2021	FAU	1	2	3	0-0	0-0	0	0-0	0-0	0	0
9/11/2021	at USF	1	2	3	0-0	0-0	0	0-0	0-0	0	1
9/18/2021	ALABAMA	0	0	0	0-0	0-0	0	0-0	0-0	0	0
9/25/2021	TENNESSEE	1	0	1	0-0	0-0	0	0-0	0-0	0	0
10/2/2021	at Kentucky	0	0	0	0-0	0-0	0	0-0	0-0	0	0
10/9/2021	VANDERBILT	2	5	7	0-0	0-0	0	0-0	0-0	0	0
10/16/2021	at LSU	2	0	2	0-0	0-0	0	0-0	0-0	1	0
10/30/2021	vs. Georgia	0	0	0	0-0	0-0	0	0-0	0-0	0	0
11/6/2021	at South Carolina	3	0	3	1.0-3	0-0	0	0-0	0-0	1	0
11/13/2021	SAMFORD	5	1	6	0-0	0-0	0	0-0	0-0	0	0
Totals		15	10	25	1.0-3	0-0	0	0-0	0-0	2	1

Offensive Line / Gainesville, Fla. / Buchholz HS



MARK PITTS

73

Redshirt-Sophomore / 6-6 / 319

Awards: Two-time SEC Fall Academic Honor Roll (2021-22)

2022: Did not see any game action... **2021:** Saw action in four games in a special teams role... Made collegiate debut in season opener versus Florida Atlantic (Sept. 4)... Named to the SEC Fall Academic Honor Roll... **2020:** Did not see any game action and redshirted... Joined the team as walk-on in the summer... **HIGH**

SCHOOL: Decided to walk on at Florida versus accepting several Division I scholarship offers, including Ole Miss, Vanderbilt, Kentucky, and UCF... Played for Buchholz High School in Gainesville... Named to FHSAA 7A All State Team during his junior and senior years.

The football roster is subject to change prior to the start of the season

Cornerback / Winter Park, Fla. / Winter Park HS



ETHAN POUNCEY 25

Redshirt-Sophomore / 6-0.5 / 175

Awards: SEC Fall Academic Honor Roll (2022)

2022: Played in three games and earned a redshirt... Posted two solo tackles against South Carolina (Nov. 12)...Saw action vs. Eastern Washington (Oct. 2)... Made season debut against No. 20 Kentucky (Sept. 10)... 2021: Played in 11 games and totaled four tackles (two solo)... Had two tackles (one solo) vs. Vanderbilt


(Oct. 9)... Recorded his first-two career tackles (one solo) against Tennessee (Sept. 25)... Made collegiate debut vs. Alabama (Sept. 18)... 2020: Did not see any game action... HIGH SCHOOL: Committed to play in the Under Armour All-America Game... As a junior in 2018, he notched 43 tackles, 21 passes defended, and eight interceptions – three of which he returned for touchdowns... Helped Winter Park to a 10-2 record and a 2018 FHSAA Class 8A Regional Semifinals appearance... Also played varsity as a sophomore, tallying 23 tackles and three passes defended... Missed most of his senior season due to injury... Ethan's second cousins are Maurice and Mike Pouncey.

DEFENSE	G	UA	A	Total	TFL-Yds	SK-Yds	PD	FF	FR	QBH	INT
2020	0	0	0	0	0-0	0-0	0	0	0	0	0
2021	11	2	2	4	0-0	0-0	0	0	0	0	0
2022	3	2	0	2	0-0	0-0	0	0	0	0	0
Totals	14	4	1	6	0-0	0-0	0	0	0	0	0

Date	Opponent	Solo	Ast	Tackles	TFL-Yds	Sk-Yds	FF	FR-Yds	Int-Yds	QBH	PBU
9/10/2022	KENTUCKY	0	0	0	0-0	0-0	0	0-0	0-0	0	0
10/2/2022	EASTERN WASHINGTON	0	0	0	0-0	0-0	0	0-0	0-0	0	0
11/12/2022	SOUTH CAROLINA	2	0	2	0-0	0-0	0	0-0	0-0	0	0
Totals		2	0	2	0-0	0-0	0	0-0	0-0	0	0

Date	Opponent	Solo	Ast	Tackles	TFL-Yds	Sk-Yds	FF	FR-Yds	Int-Yds	QBH	PBU
9/18/2021	ALABAMA	0	0	0	0-0	0-0	0	0-0	0-0	0	0
9/25/2021	TENNESSEE	1	1	2	0-0	0-0	0	0-0	0-0	0	0
10/2/2021	at Kentucky	0	0	0	0-0	0-0	0	0-0	0-0	0	0
10/9/2021	VANDERBILT	1	1	2	0-0	0-0	0	0-0	0-0	0	0
10/16/2021	at LSU	0	0	0	0-0	0-0	0	0-0	0-0	0	0
10/30/2021	vs. Georgia	0	0	0	0-0	0-0	0	0-0	0-0	0	0
11/6/2021	at South Carolina	0	0	0	0-0	0-0	0	0-0	0-0	0	0
11/13/2021	SAMFORD	0	0	0	0-0	0-0	0	0-0	0-0	0	0
11/13/2021	SAMFORD	0	0	0	0-0	0-0	0	0-0	0-0	0	0
11/20/2021	at Missouri	0	0	0	0-0	0-0	0	0-0	0-0	0	0
11/27/2021	FLORIDA STATE	0	0	0	0-0	0-0	0	0-0	0-0	0	0
12/23/2021	at UCF	0	0	0	0-0	0-0	0	0-0	0-0	0	0
Totals		2	2	4	0-0	0-0	0	0-0	0-0	0	0

EDGE / Jacksonville, Fla. / The Bolles HS



JACK PYBURN 44

Redshirt-Sophomore / 6-3 / 248

2022: Played in eight games and finished with three solo tackles... Totaled one solo tackle in the Las Vegas Bowl vs. No. 14 Oregon State (Dec.17)... Saw game action against Florida State (Nov. 25), Vanderbilt (Nov. 19), Texas A&M (Nov. 5), Georgia (Oct. 29) and LSU (Oct. 15)... Had one solo tackle in the win over Missouri (Oct. 8)... Made his collegiate debut and recorded one solo tackle in the victory vs. Eastern Washington (Oct. 2)... HIGH SCHOOL: Rated as a three-star recruit according to 247sports rankings and 247sports composite rankings... Helped The Bolles School to an 8-3 record during his senior season, tallying 14 sacks, 109 tackles, 32 tackles for loss, 2 passes deflected, a blocked field goal and a fumble recovery... Helped The Bolles school to the

FHSAA Class 4A State Championship finals in 2020, and the semifinals in 2019 and 2021... Chose Florida over Miami, Minnesota, Auburn and FSU, among others.

Date	Opponent	Solo	Ast	Tackles	TFL-Yds	Sk-Yds	FF	FR-Yds	Int-Yds	QBH	PBU
10/2/2022	EASTERN WASHINGTON	1	0	1	0-0	0-0	0	0-0	0-0	0	0
10/8/2022	MISSOURI	1	0	1	0-0	0-0	0	0-0	0-0	0	0
10/15/2022	LSU	0	0	0	0-0	0-0	0	0-0	0-0	0	0
10/29/2022	vs. Georgia	0	0	0	0-0	0-0	0	0-0	0-0	0	0
11/05/2022	at Texas A&M	0	0	0	0-0	0-0	0	0-0	0-0	0	0
11/19/2022	at Vanderbilt	0	0	0	0-0	0-0	0	0-0	0-0	0	0
11/25/2022	at Florida State	0	0	0	0-0	0-0	0	0-0	0-0	0	0
12/17/2022	vs. Oregon State	1	0	1	0-0	0-0	0	0-0	0-0	0	0
Totals		3	0	3	0-0	0-0	0	0-0	0-0	0	0

Safety / Miami, Fla. / Miami Palmetto



CAHRON RACKLEY 32

Redshirt-Sophomore / 5-9.75 / 183

2022: Did not see any game action... 2021: No appearance and redshirted... Joined the team as a walk-on in the spring.

Defensive Line / Fort Lauderdale, Fla. / St. Thomas Aquinas HS



TYREAK SAPP 94

Redshirt-Sophomore / 6-2.25 / 270

2022: SEC Fall Academic Honor Roll (2022)

2021: Saw action on the defensive line in all 13 games of the season, totaling 20 tackles (eight solo), 0.5TFL and two quarterback hurries... Added one assisted tackle vs. No. 14 Oregon State (Dec. 17) in the Las Vegas Bowl... Saw action on the defensive line at Florida State (Nov. 25)... Tallied two tackles (one solo) at Vanderbilt (Nov. 19)... Registered two solo

tackles and one quarterback hurry vs. South Carolina (Nov. 12)... Saw action in the win at Texas A&M (Nov. 5)... Saw action on the defensive line vs. No. 1 Georgia (Oct. 29)... Contributed two tackles (one solo) vs. LSU (Oct. 15)... Tallied one assisted tackle in the win over Missouri (Oct. 8)... Collected three tackles (one solo) vs. Eastern Washington (Oct. 2)... Saw action on the defensive line collecting one solo tackle at No. 11 Tennessee (Sept. 24)... Contributed two tackles (one solo) and 0.5 TFL vs. USF (Sept. 17)... Saw action vs. No. 20 Kentucky logging three tackles (one solo) and a quarterback hurry... Made his collegiate debut in the home opener vs. No. 7 Utah (Sept. 3) and contributed three assisted tackles in the win... 2021: No appearance and redshirted... HIGH SCHOOL: Finished his high school career with over 100 total tackles (more than 70 solo) with 21.5 sacks and five fumble recoveries... Selected to play in the All-American Bowl in San Antonio, Texas... Listed at the No. 6 spot on Rivals Florida's Top 100, while ranking fifth among strong side defensive ends in the nation... Originally committed to Florida after his sophomore season in late 2018... Chose Florida over Alabama and Miami among others.

Date	Opponent	Solo	Ast	Tackles	TFL-Yds	Sk-Yds	FF	FR-Yds	Int-Yds	QBH	PBU
9/3/2022	UTAH	0	3	3	0-0	0-0	0	0-0	0-0	0	0
9/10/2022	KENTUCKY	1	2	3	0-0	0-0	0	0-0	0-0	1	0
9/17/2022	USF	1	1	2	0.5-1	0-0	0	0-0	0-0	0	0
9/24/2022	at Tennessee	1	0	1	0-0	0-0	0	0-0	0-0	0	0
10/2/2022	EASTERN WASHINGTON	1	2	3	0-0	0-0	0	0-0	0-0	0	0
10/8/2022	MISSOURI	0	1	1	0-0	0-0	0	0-0	0-0	0	0
10/15/2022	LSU	1	1	2	0-0	0-0	0	0-0	0-0	0	0
10/29/2022	vs. Georgia	0	0	0	0-0	0-0	0	0-0	1-0	0	0
11/05/2022	at Texas A&M	0	0	0	0-0	0-0	0	0-0	0-0	0	0
11/12/2022	SOUTH CAROLINA	2	0	2	0-0	0-0	0	0-0	0-0	1	0
11/19/2022	at Vanderbilt	1	1	2	0-0	0-0	0	0-0	0-0	0	0
11/25/2022	at Florida State	0	0	0	0-0	0-0	0	0-0	0-0	0	0
12/17/2022	vs. Oregon State	0	1	1	0-0	0-0	0	0-0	0-0	0	0
Totals		8	12	20	0-0-1	0-0	0	0-0	0-0	2	0

The football roster is subject to change prior to the start of the season

Tight End / Graham, Wash. / Graham-Kapowsin HS




ANDREW SAVAIINAEA 34

Redshirt-Freshman / 6-2.75 / 278

2022: Did not make an appearance in a game and redshirted... **HIGH SCHOOL:** Led high school to a perfect 15-0 record and 4A State Championship this year... Tallied 18 tackles, three sacks, two fumble recoveries and pass breakup his senior year... Caught 24 passes for 317 yards and nine touchdowns in 2021... Two-way player that saw action at DL/LB and TE this past season... Ranked a top 10 player in the state of Washington according to 247Sports Composite Rankings... Signed with Florida over Oregon, Kentucky, UCLA and Nebraska, among others.

Wide Receiver / Melbourne, Fla. / Viera HS




ZAK SEDAROS 80

Redshirt-Freshman / 5-10.25 / 176

Awards: SEC Fall Academic Honor Roll (2022)

2022: Did not see any game action and redshirted... Joined the team as a walk-on in the summer... Also a member of the UF track and field team.

Offensive Line / Buford, Ga. / Buford HS



RILEY SIMONDS 64


Redshirt-Junior / 6-3 / 308

Awards: Three-time SEC Fall Academic Honor Roll (2020-22), SEC First-Year Academic Honor Roll (2019-20)

2022: Saw no action... **2021:** Appeared in 10 games primarily in a special teams role... Named to the SEC Fall Academic Honor Roll... **2020:** Appeared in the final four games of season... Named to the SEC Fall Academic Honor Roll... **2019:** Made

collegiate debut vs. Towson and redshirted... Named to 2019-20 SEC First-Year Academic Honor Roll... **HIGH SCHOOL:** Helped Buford reach the 2018 GHSA Class 5A Regional Championship, as well as the 2017 GHSA Class 5A Semifinals... Also helped Buford to state runner-up finishes in 2015 (Class 4A) and 2016 (Class 5A)... Played for Coach John Ford at Buford... Chose Florida over Alabama, Auburn, LSU, Missouri, and South Carolina, among others.

Offensive Line / Sparr, Fla. / Trinity Catholic HS



JAKE SLAUGHTER 66

Redshirt-Sophomore / 6-4.5 / 302

Awards: SEC Fall Academic Honor Roll (2022), SEC First-Year Academic Honor Roll (2021-22)

2022: Played in all 13 games, primarily in a special teams role... **2020:** Made collegiate debut vs. Samford (Nov. 13) and redshirted... **HIGH SCHOOL:** Named to the 2019 Ocala Star-Banner All-County first team after blocking for a 2,200-yard rusher and helping Trinity Catholic make the 3A regional finals... Originally committed to Florida State, but flipped once he received an offer from Florida... One of three offensive linemen on Trinity Catholic's roster to sign with a Power Five school... Played for high school coach John Brantley, whose son, John Brantley IV, played quarterback at Florida... Chose Florida over Auburn, Arkansas, Missouri and Florida State.

Kicker / Severna Park, Md. / Severna Park HS




TREY SMACK 29

Sophomore / 6-1 / 205

2022: Appeared in the final seven games of the season, finishing with an average kickoff of 64.0 yards and 18 touchbacks in 32 attempts... Had two kickoffs averaging 67.5 yards including one touchback in the Las Vegas Bowl vs. No. 14 Oregon State (Dec. 17)... Kicked off once for a 65-yard touchback at No. 16 Florida State (Nov. 25)... Had four kickoffs for an average of 63.5 yards with one touchback in

the win at Texas A&M (Nov. 5)... Kicked off five times for an average of 62.0 yards with two touchbacks vs. No. 1 Georgia (Oct. 29)... Averaged 63.7 yards per kickoff with three touchbacks against LSU (Oct. 15)... Kicked off five times and logged four touchbacks in the win over Missouri (Oct. 8)... Made his collegiate debut, kicking off nine times for an average of 64.2 yards with six touchbacks in the Week 5 victory vs. Eastern Washington (Oct. 2). **HIGH SCHOOL:** Ranked both a five-star rated kicker and punter by Kohl's Kicking Camp... Named the No. 5 kicker and No. 15 punter in the Class of 2022 by Kohl's Kicking Camp... Won the 2021 Kohl's Spring Showcase Camp kickoff competition... Rated as a three-star recruit by 247Sports Composite Rankings... Chose Florida over Air Force, Navy and Virginia Tech... Played Lacrosse for Severna Park High School... Trained by former Pro Bowler and Super Bowl Champion Matt Stover.

Wide Receiver / Franklin, Tenn. / Franklin HS



TAYLOR SPIERTO 30

Redshirt-Sophomore / 5-11 / 204

Awards: SEC Fall Academic Honor Roll

2022: Appeared in one game, making his collegiate debut in the victory vs. Eastern Washington (Oct. 2)... **2021:** Did not see game action and redshirted... Joined the team as walk-on in the fall... **HIGH SCHOOL:** Played high school football at Franklin

High School... Was all-region, starting at wide receiver and free safety... Senior year had 54 receptions for 914 yards, 10 touchdowns and in addition to posting 63 tackles... Caught the game winning TD pass with 4 seconds left to help his team to the state quarterfinals... In the state quarterfinals finished with 246 receiving yards and two TD's... Also played basketball and earned all-region honors... Was a starting guard that lead his team to 24 straight victories to sub state and district title with a state ranking of No. 4 in the regular season... Named Gateway Athlete of the week for Williamson County for both basketball and football.

Cornerback / Fort Pierce, Fla. / Centennial HS



JAVION TOOMBS 37

Redshirt-Freshman / 5-11 / 179

2022: Did not see game action in the 2022 season and redshirted... Joined the Gators as a walk-on in the summer... **HIGH SCHOOL:** A Class 8A All-State selection at linebacker his senior season... Two-way player that played running back and linebacker... Also a member of the basketball team that helped win the District

Championship... Older brother plays at FAU.

The football roster is subject to change prior to the start of the season



PRINCELY UMANMIELEN

EDGE / Manor, Texas / Manor HS

33

Junior / 6-4.5 / 256

Awards: Two-time SEC Fall Academic Honor Roll (2021-22)

2022: Played in all 13 games while making 11 starts at defensive end, totaling 39 tackles (16 solo), 9.5 TFL, 4.5 sacks, two forced fumbles and five quarterback hurries... Capped off the season with one sack in the Las Vegas Bowl vs. No. 14 Oregon State (Dec. 17)... Notched six tackles (one solo) and 0.5 TFL at No. 16 Florida State (Nov. 25)... Registered five tackles (one solo) and 0.5 TFL at Vanderbilt (Nov. 19)... Tallied two tackles, 0.5 sacks and two QB hurries in the victory over South Carolina (Nov. 12)... Was all over the stat sheet with three tackles (two solo), 2.0 TFL, 1.0 sack, one forced fumble and two QB hurries in the win at Texas A&M (Nov. 5)... Had one solo tackle vs. No. 1 Georgia (Oct. 29)... Set career highs with six tackles (four solo) and 3.0 TFL while adding 1.0 sack in the win over Missouri (Oct. 8)... Broke out with three tackles (one solo), one sack for a loss of 16 yards and one forced fumble in the victory vs. Eastern Washington (Oct. 2)... Had one solo tackle at No. 11 Tennessee (Sept. 24)... Recorded his first TFL of the season while finishing with four tackles (one solo) in the victory over USF (Sept. 17)... Tied his career high with four tackles (three solo) against No. 20 Kentucky (Sept. 10)... Started at defensive end, logging three tackles and one quarterback hurry in the season-opening victory over No. 7 Utah (Sept. 3)... **2021:** Saw action in all thirteen games at defensive end... Collected 17 tackles (nine solo), 1.5 sacks and a forced fumble... Made his first career start against UCF (Dec. 23) in the Gasparilla Bowl and collected three tackles (one solo)... Credited with one assisted tackle against Florida State (Nov. 27)... Recorded two tackles (one solo) against Samford (Nov. 13)... Registered one solo tackle and one quarterback hurry against South Carolina (Nov. 6)... Logged two tackles (one solo) against Vanderbilt (Oct. 9)... Registered four tackles (three solo), including a sack for seven yards, a forced fumble, and one quarterback hurry against Tennessee (Sept. 25)... Recorded four tackles (two solo), including 0.5 sack for a loss of two yards against South Florida (Sept. 11)... Credited with one quarterback hurry in season opener against FAU (Sept. 4)... Named to the SEC Fall Academic Honor Roll... **2020:** Saw action in six games... Credited with three defensive stops, 2.0 tackles for loss and 2.0 sacks... Notched a quarterback hurry in collegiate debut vs. Missouri (Oct. 31)... Made half sacks in back-to-back contests against Georgia (Nov. 7) and Arkansas (Nov. 14)... Made solo sack in Florida's 37-34 victory at Tennessee (Dec. 5)... Assisted on a tackle in the Cotton Bowl vs. Oklahoma (Dec. 30)... **HIGH SCHOOL:** Helped Manor High School to Texas University Interscholastic League (UIL) Class 5A, Division 1 state championship quarterfinals in 2019... Finished his high school career with 135 tackles, 48 tackles for loss and 15.5 sacks... Totaled 90 tackles, 27 TFLs and 10 sacks as a senior in 2019... Ranked No. 9 in his position in the country by 247Sports... Chose Florida over Texas, Baylor and Auburn.

DEFENSE	G	UA	A	Total	TFL-Yds	SK-Yds	PD	FF	FR	QBH	INT
2020	7	1	3	4	2-12	2-12	0	0	0	1	0
2021	13	9	8	17	1.5-9	1.5-9	0	1	0	1	0
2022	13	16	23	39	9.5-60	4.5-45	0	2	0	5	0
Totals	33	26	34	60	13-81	8-66	0	3	0	7	0

Date	Opponent	Solo	Ast	Tackles	TFL-Yds	Sk-Yds	FF	FR-Yds	Int-Yds	QBH	PBU
9/3/2022	UTAH	0	3	3	0-0	0-0	0	0-0	0-0	1	0
9/10/2022	KENTUCKY	3	1	4	0-0	0-0	0	0-0	0-0	0	0
9/17/2022	USF	1	3	4	1.0-1	0-0	0	0-0	0-0	0	0
9/24/2022	at Tennessee	1	0	1	0-0	0-0	0	0-0	0-0	0	0
10/2/2022	EASTERN WASHINGTON	1	2	3	1.0-16	1.0-16	1	0-0	0-0	0	0
10/8/2022	MISSOURI	4	2	6	3.0-14	1.0-6	0	0-0	0-0	0	0
10/15/2022	LSU	0	0	0	0-0	0-0	0	0-0	0-0	0	0
10/29/2022	vs. Georgia	1	0	1	0-0	0-0	0	0-0	0-0	0	0
11/05/2022	at Texas A&M	2	1	3	2.0-11	1.0-9	1	0-0	0-0	2	0
11/12/2022	SOUTH CAROLINA	0	2	2	0.5-3	0.5-3	0	0-0	0-0	2	0
11/19/2022	at Vanderbilt	1	4	5	0.5-2	0-0	0	0-0	0-0	0	0
11/25/2022	at Florida State	1	5	6	0.5-2	0-0	0	0-0	0-0	0	0
12/17/2022	vs. Oregon State	1	0	1	1.0-11	1.0-11	0	0-0	0-0	0	0
Totals		16	23	39	9.5-60	4.5-45	2	0-0	0-0	5	0

Opponent	Solo	Ast	Tackles	TFL-Yds	Sk-Yds	FF	FR-Yds	Int-Yds	QBH	PBU
9/4/2021 FAU	0	0	0	0-0	0-0	0	0-0	0-0	1	0
9/11/2021 at USF	2	2	4	0.5-2	0.5-2	0	0-0	0-0	0	0
9/18/2021 ALABAMA	0	0	0	0-0	0-0	0	0-0	0-0	0	0
9/25/2021 TENNESSEE	3	1	4	1.0-7	1.0-7	1	0-0	0-0	1	0
10/2/2021 at Kentucky	0	0	0	0-0	0-0	0	0-0	0-0	0	0
10/9/2021 VANDERBILT	1	1	2	0-0	0-0	0	0-0	0-0	0	0
10/16/2021 at LSU	0	0	0	0-0	0-0	0	0-0	0-0	0	0
10/30/2021 vs. Georgia	0	0	0	0-0	0-0	0	0-0	0-0	0	0
11/6/2021 at South Carolina	1	0	1	0-0	0-0	0	0-0	0-0	1	0
11/13/2021 SAMFORD	1	1	2	0-0	0-0	0	0-0	0-0	0	0
11/20/2021 at Missouri	0	0	0	0-0	0-0	0	0-0	0-0	0	0
11/27/2021 FLORIDA STATE	0	1	1	0-0	0-0	0	0-0	0-0	0	0
12/23/2021 vs. UCF	1	2	3	0-0	0-0	0	0-0	0-0	1	0
Totals	9	8	17	1.5-9	1.5-9	1	0-0	0-0	4	0

Date	Opponent	Solo	Ast	Tackles	TFL-Yds	Sk-Yds	FF	FR-Yds	Int-Yds	QBH	PBU
10/31/2020 MIZZOU	0	0	0	0-0	0-0	0	0	0-0	0-0	1	0
11/7/2020 vs. Georgia	0	1	1	0.5-2	0.5-2	0	0	0-0	0-0	0	0
11/14/2020 ARKANSAS	0	1	1	0.5-3	0.5-3	0	0	0-0	0-0	0	0
11/21/2020 at Vanderbilt	0	0	0	0-0	0-0	0	0	0-0	0-0	0	0
12/5/2020 at Tennessee	1	0	1	1.0-7	1.0-7	0	0	0-0	0-0	0	0
Totals	1	2	3	2.0-12	2.0-12	1	0-0	0-0	0-0	1	0



ROCCO UNDERWOOD

Longsnapper / Lake Mary, Fla. / Lake Mary HS

42

Redshirt-Sophomore / 6-3 / 226

Awards: SEC Fall Academic Honor Roll (2022), SEC First-Year Academic Honor Roll (2021-22)

2022: Played in 13 games while serving as Florida's primary long snapper in 12 contests, finishing the campaign with one tackle... Appeared in his 13th-straight game including his 12th-consecutive as the Gators' primary long snapper in the Las Vegas Bowl vs. No. 14 Oregon State... Saw game action for the second time in his career, playing on special teams in the season-opening win over No. 7 Utah (Sept. 3)... **2021:** Made collegiate debut vs. UCF (Dec. 23) in the Gasparilla Bowl... Redshirted... **HIGH SCHOOL:** Regarded as the nation's top-ranked long snapper according to Rubio Long Snapping... Played tight end for Lake Mary in addition to special teams... Finished the season with 23 catches for 347 yards and 5 touchdowns... Also rushed the ball once for an 8-yard touchdown 2019... First Team All-State selection Cousin of Johnny and Tommy Townsend... Also had offers to play tight end... Chose Florida over Alabama and Arkansas.



KAMRYN WAITES

Offensive Line / Dallas, Texas / Universal Academy HS / Louisiana

75

Redshirt-Sophomore / 6-3 / 226

2022: Saw action primarily on special teams in all 13 games this season, registering first career start at RG vs. No. 14 Oregon State (Dec. 17) in the Las Vegas Bowl... Started at RG vs. No. 14 Oregon State (Dec. 17)... Saw action on special teams at Florida State (Nov. 25)... Appeared in action at Vanderbilt (Nov. 19)... Saw action at RG and special teams in the win vs. South Carolina (Nov. 12)... Appeared on special teams in the win at Texas A&M (Nov. 5)... Saw action on special teams vs. No. 1 Georgia (Oct. 29)... Appeared on special teams vs. LSU (Oct. 15)... Appeared on special teams in the win over Missouri (Oct. 8)... Appeared on the offensive line and special teams in the win over Eastern Washington (Oct. 2)... Appeared on special teams at No. 11 Tennessee (Sept. 24)... Appeared on special teams vs. USF (Sept. 17)... Saw action on special teams vs. No. 20 Kentucky (Sept. 10)... Made Gators debut in the home opener vs. No. 7 Utah (Sept. 3)... **2021:** Played in three games and redshirted... Made Collegiate debut vs. Texas State (Oct. 30)... Appeared in both postseason games, Sun Belt Conference Championship against App State (Dec. 4) and the New Orleans Bowl vs. Marshall (Dec. 18).

The football roster is subject to change prior to the start of the season

Punter / Gainesville, Fla. / Buchholz HS / Valdosta State



JACOB WATKINS 40

Redshirt-Senior / 6-1 / 204

Awards: SEC Fall Academic Honor Roll (2022)

2022: Did not see game action in the 2022 season... 2021: No appearance and joined the team as a walk-on in the spring.

Defensive Line / Plant City, Fla. / Armwood HS



DESMOND WATSON 21

Junior / 6-5 / 444

2022: Appeared in all 13 games with 10 season starts... Totaled 25 tackles with 1.5 TFLs and forced fumble and recover... Assisted on two tackles vs. Oregon State (Dec. 17) in the Las Vegas Bowl... Finished with a season-best five tackles at Florida State (Nov. 25)... Had three tackles at Vanderbilt (Nov. 19)... Forced and recovered his own fumble finishing with 0.5 TFL and three tackles against South Carolina (Nov. 12)...

Tied his season-high with three tackles vs. No. 1 Georgia (Oct. 29)... Assisted on a tackle vs. LSU (Oct. 15)... Made first career start at No. 11 Tennessee (Sept. 24) and recorded three tackles... Finished with three tackles (two solo) and a TFL for a 2-yard loss vs. USF (Sept. 17)... Appeared vs. No. 20 Kentucky (Sept. 10)... Totaled two tackles (one solo) in the home opener vs. No. 7 Utah (Sept. 3)... 2021: Appeared as a reserve in all 13 games, finishing with 0.5 sacks and seven tackles (two solo)... Recorded one solo tackle at South Carolina (Nov. 6)... Had one tackle against Vanderbilt (Oct. 9)... Came off the bench and totaled one assisted tackle vs. Alabama (Sept. 18)... Appeared as a reserve defensive lineman and tallied one tackle while getting to the quarterback (0.5 sacks) for the first time in his career against South Florida (Sept. 11)... Made his Gators debut as a reserve defensive lineman in the season opener vs. Florida Atlantic (Sept. 4), tallying three total tackles (one solo)... HIGH SCHOOL: 2019 FloridaHSFootball.com 7A All-State second-team selection after posting 65 tackles, 34 tackles for loss, 10 sacks and three pass breakups in his junior campaign... Helped Armwood go 12-2 during the 2019 season, making a deep run in the 7A state playoffs... Big, interior presence that is able to push the pocket and stop the run game... Also threw shot put in high school... Chose Florida over offers from Alabama, Georgia, Tennessee, Mississippi State and Florida State.


DEFENSE	G	UA	A	Total	TFL-Yds	SK-Yds	PD	FF	FR	QBH	INT
2021	13	2	5	7	0.5-1	0.5-1	0	0	0	0	0
2022	13	8	17	25	1.5-3	0-0	0	1	1	0	0
Totals	26	10	22	32	2.0-4	0.5-1	0	1	1	0	0

Date	Opponent	Solo	Ast	Tackles	TFL-Yds	Sk-Yds	FF	FR-Yds	Int-Yds	QBH	PBU
9/3/2022	UTAH	1	1	2	0-0	0-0	0	0-0	0-0	0	0
9/10/2022	KENTUCKY	0	0	0	0-0	0-0	0	0-0	0-0	0	0
9/17/2022	USF	2	1	3	1.0-2	0-0	0	0-0	0-0	0	0
9/24/2022	at Tennessee	0	3	3	0-0	0-0	0	0-0	0-0	0	0
10/2/2022	EASTERN WASHINGTON	0	0	0	0-0	0-0	0	0-0	0-0	0	0
10/8/2022	MISSOURI	0	0	0	0-0	0-0	0	0-0	0-0	0	0
10/15/2022	LSU	0	1	1	0-0	0-0	0	0-0	0-0	0	0
10/29/2022	vs. Georgia	2	1	3	0-0	0-0	0	0-0	0-0	0	0
11/05/2022	at Texas A&M	0	0	0	0-0	0-0	0	0-0	0-0	0	0
11/12/2022	SOUTH CAROLINA	1	2	3	0.5-1	0-0	1	1-8	0-0	0	0
11/19/2022	at Vanderbilt	1	2	3	0-0	0-0	0	0-0	0-0	0	0
11/25/2022	at Florida State	1	4	5	0-0	0-0	0	0-0	0-0	0	0
12/17/2022	vs. Oregon State	0	0	2	0-0	0-0	0	0-0	0-0	0	0
Totals		8	17	25	1.5-3	0-0	1	1-8	0-0	0	0

Opponent	Solo	Ast	Tackles	TFL-Yds	Sk-Yds	FF	FR-Yds	Int-Yds	QBH	PBU
9/4/2021 FAU	1	2	3	0-0	0-0	0	0-0	0-0	0	0

9/11/2021	at USF	0	1	1	0.5-1	0.5-1	0	0-0	0-0	0	0
9/18/2021	ALABAMA	0	1	1	0-0	0-0	0	0-0	0-0	0	0
9/25/2021	TENNESSEE	0	0	0	0-0	0-0	0	0-0	0-0	0	0
10/2/2021	at Kentucky	0	0	0	0-0	0-0	0	0-0	0-0	0	0
10/9/2021	VANDERBILT	0	1	1	0-0	0-0	0	0-0	0-0	0	0
10/16/2021	at LSU	0	0	0	0-0	0-0	0	0-0	0-0	0	0
10/30/2021	vs. Georgia	0	0	0	0-0	0-0	0	0-0	0-0	0	0
11/6/2021	at South Carolina	1	0	1	0-0	0-0	0	0-0	0-0	0	0
11/13/2021	SAMFORD	0	0	0	0-0	0-0	0	0-0	0-0	0	0
11/27/2021	FLORIDA STATE	0	0	0	0-0	0-0	0	0-0	0-0	0	0
12/23/2021	vs. UCF	0	0	0	0-0	0-0	0	0-0	0-0	0	0
Totals		2	5	7	0.5-1	0.5-1	0	0-0	0-0	0	0

Inside Linebacker / Union County, Fla. / Union County HS




CURRAN WEBB 43

Redshirt-Freshman / 6-2.5 / 226

2022: Did not see game action in the 2022 season and redshirted... Joined the Gators as a walk-on in the fall... HIGH SCHOOL: Played prep football at Union County High School... Named the 1A 2022 Co-Defensive Player of the Year... First Team All-State selection... Earned First Team All-Area honors and North Florida First Team... Also participated in golf, and weightlifting and was an All-Area

basketball honoree.

Safety / Clewiston, Fla. / Clewiston HS



JA'MARKIS WESTON 82

Redshirt-Junior / 6-2.5 / 232

2022: Saw action in 12 games this season, primarily on special teams totaling 32 kickoff return yards... Appeared on special teams vs. No. 14 Oregon State (Dec. 17) in the Las Vegas Bowl... Saw action on special teams at Florida State (Nov. 25)... Appeared on special teams at Vanderbilt (Nov. 19)... Saw action vs. South Carolina (Nov. 12)... Appeared in the win at Texas A&M (Nov. 5)... Saw action on special teams vs. No. 1 Georgia (Oct. 29)... Saw action on special teams vs. LSU (Oct. 15)... Appeared in the win over Missouri (Oct. 8)... Appeared in the win over Eastern Washington (Oct. 2)... Saw action on special teams vs. USF (Sept. 17)... Appeared in action vs. No. 20 Kentucky (Sept. 10)... Saw action at kick returner in the home opener vs. No. 7 Utah (Sept. 3) and returned two kickoffs for 32 yards with a long of 20 yards... 2021: Saw action in nine games... Caught first career touchdown pass vs. Samford (Nov. 13)... Made a catch for 15-yards vs. No.1 Georgia (Oct. 30)... Had a career-high three catches for 44 yards in the season opener versus Florida Atlantic (Sept. 4) with a career-long with a 36-yard catch... 2020: Saw action in eight games... Credited with a solo tackle, the first of his career vs. Arkansas (Nov. 14)... 2019: Appeared in three games and redshirted... Made collegiate debut in home opener vs. UT Martin (Sept. 7)... HIGH SCHOOL: Played for Coach Brad Garrett... Chose Florida over Penn State, Tennessee, and UCF, among others.

Offensive Line / Missouri City, Texas / Fort Bend Marshall HS




CHRISTIAN WILLIAMS 56

Redshirt-Freshman / 6-4.25 / 318

2022: Appeared in two games and redshirted... Made his collegiate debut against Eastern Washington (Oct. 2)... HIGH SCHOOL: Ranked the No. 41 offensive lineman in the nation by 247Sports Composite Rankings... Helped Fort Bend Marshall to a 10-1 record and a Texas 5A D-II first-round playoff appearance in 2021... Led Fort Bend Marshall to 12-1 record and a Texas 5A D-II regional final (fourth round) in 2020... Played primarily at right guard.

The football roster is subject to change prior to the start of the season



Inside Linebacker / Birmingham, Ala. / Ramsay HS
SCOOBY WILLIAMS 17

Redshirt-Sophomore / 6-2.25 / 235
Awards: SEC Fall Academic Honor Roll (2022), SEC First-Year Academic Honor Roll (2021-22)

2022: Played in eight games this season... Had a solo tackle at Florida State (Nov. 25)... Combined for three tackles vs. No. 1 Georgia (Oct. 29)... Totaled three tackles against Eastern Washington (Oct. 2)... Posted a solo tackle at No. 11 Tennessee (Sept. 24)... Had a career-high four tackles vs. USF (Sept. 17)... Assisted on a tackle against No. 20 Kentucky (Sept. 10)... Appeared in the home opener vs. No. 7 Utah (Sept. 3)... **2021:** Played in four games and redshirted... Finished with three solo tackles... Notched a career-high two tackles (both solo) in the Gasparilla Bowl vs. UCF (Dec. 23)... Had one solo tackle against Samford (Nov. 13)... Appeared as a reserve vs. Alabama (Sept. 18)... Made collegiate debut at South Florida (Sept. 11)... **HIGH SCHOOL:** Rated as a four-star prospect and the fourth-best player in Alabama according to the 247Sports Composite Rankings... Played in the Alabama-Mississippi All Star Game on Dec. 12 at the Cranton Bowl in Montgomery, Ala... Selected to participate in the All-American Bowl on Jan. 2, 2021 in San Antonio, Texas... Totaled 107 tackles, 25 tackles-for-loss and 15 sacks during his sophomore and junior seasons... Chose Florida over Auburn, Georgia, Oklahoma, Florida State, LSU and Tennessee, among others.

DEFENSE	G	UA	A	Total	TFL-YDs	SK-YDs	PD	FF	FR	QBH	INT
2021	4	3	0	3	0-0	0-0	0	0	0	0	0
2022	9	5	9	14	0-0	0-0	0	0	0	0	0
Totals	13	8	9	17	0-0	0-0	0	0	0	0	0

Date	Opponent	Solo	Ast	Tackles	TFL-Yds	SK-Yds	FF	FR-Yds	Int-Yds	QBH	PBU
9/3/2022	UTAH	0	0	0	0-0	0-0	0	0-0	0-0	0	0
9/10/2022	KENTUCKY	0	1	1	0-0	0-0	0	0-0	0-0	1	0
9/17/2022	USF	1	3	4	0-0	0-0	0	0-0	0-0	0	0
9/24/2022	at Tennessee	1	0	1	0-0	0-0	0	0-0	0-0	0	0
10/2/2022	EASTERN WASHINGTON	1	2	3	0-0	0-0	0	0-0	0-0	0	0
10/8/2022	MISSOURI	0	0	0	0-0	0-0	0	0-0	0-0	0	0
10/29/2022	vs. Georgia	1	2	3	0-0	0-0	0	0-0	0-0	0	0
11/25/2022	at Florida State	0	1	1	0-0	0-0	0	0-0	0-0	0	0
12/17/2022	vs. Oregon State	1	0	1	0-0	0-0	0	0-0	0-0	0	0
Totals		5	9	14	0-0	0-0	0	0-0	0-0	1	0

Opponent	Solo	Ast	Tackles	TFL-Yds	SK-Yds	FF	FR-Yds	Int-Yds	QBH	PBU
9/11/2021 at USF	0	0	0	0-0	0-0	0	0-0	0-0	0	0
9/18/2021 ALABAMA	0	0	0	0-0	0-0	0	0-0	0-0	0	0
11/13/2021 SAMFORD	1	0	1	0-0	0-0	0	0-0	0-0	0	0
12/23/2021 vs. UCF	2	0	2	0-0	0-0	0	0-0	0-0	0	0
Totals	3	0	3	0-0	0-0	0	0-0	0-0	0	0



Safety / Fort Pierce, Fla. / IMG Academy
KAMARI WILSON 5

Sophomore / 6-0 / 209
2022: Played in all thirteen games, starting at safety in two games. Made collegiate debut in the home opener vs. Utah (Sept. 3)... Finished the season with 39 tackles, 1.5 TFL, 1 forced fumble, and a pass breakup... Recorded 6 tackles (4 solo) vs. Oregon State in the Las Vegas Bowl (Dec. 17)... Recorded 8 tackles (5 solo) including 0.5 TFL at Florida State (Nov. 25)... Recorded 3 tackles including 0.5 TFL and a

pass breakup at Vanderbilt (Nov. 19)... Recorded 2 tackles (1 solo) and a forced fumble vs. South Carolina (Nov. 12)... Recorded 3 tackles (2 solo) vs. LSU (Oct. 15)... Recorded 3 tackles (1 solo) vs. Missouri (Oct. 8)... Recorded 5 tackles (3 solo) vs. Eastern Washington (Oct. 2)... Recorded 5 tackles (2 solo) including 0.5 TFL at Tennessee (Sept. 24)... Recorded 2 tackles (1 solo) vs. Kentucky (Sept. 10)... Recorded 2 tackles vs. Utah (Sept. 3)... **HIGH SCHOOL:** Ranked the No. 2 safety in the nation, and the fifth overall recruit in Florida by 247Sports Composite

Rankings... A five-star recruit by 247Sports Composite Rankings... No. 1 safety and No. 14 overall prospect in the ESPN 300... Transferred to IMG Academy in 2020 from Fort Pierce Westwood High School... MaxPreps Junior All-American second-team selection... Played varsity basketball and competed in track and field as a freshman and sophomore... Invited to the 2022 Under Armour All-America Game... Signed with Florida over Georgia, Alabama and LSU, among others.

Date	Opponent	Solo	Ast	Tackles	TFL-Yds	SK-Yds	FF	FR-Yds	Int-Yds	QBH	PBU
9/3/2022	UTAH	0	2	2	0-0	0-0	0	0-0	0-0	0	0
9/10/2022	KENTUCKY	1	1	2	0-0	0-0	0	0-0	0-0	0	0
9/17/2022	USF	0	0	0	0-0	0-0	0	0-0	0-0	0	0
9/24/2022	at Tennessee	2	3	5	0.5-1	0-0	0	0-0	0-0	0	0
10/2/2022	EASTERN WASHINGTON	3	2	5	0-0	0-0	0	0-0	0-0	0	0
10/8/2022	MISSOURI	1	2	3	0-0	0-0	0	0-0	0-0	0	0
10/15/2022	LSU	2	1	3	0-0	0-0	0	0-0	0-0	0	0
10/29/2022	vs. Georgia	0	0	0	0-0	0-0	0	0-0	0-0	0	0
11/05/2022	at Texas A&M	0	0	0	0-0	0-0	0	0-0	0-0	0	0
11/12/2022	SOUTH CAROLINA	1	1	2	0-0	0-0	1	0-0	0-0	0	0
11/19/2022	at Vanderbilt	0	3	3	0.5-1	0-0	0	0-0	0-0	0	1
11/25/2022	at Florida State	5	3	8	0.5-1	0-0	0	0-0	0-0	0	0
12/17/2022	vs. Oregon State	4	2	6	0-0	0-0	0	0-0	0-0	0	0
Totals		19	20	39	1.5-3	0-0	1	0-0	0-0	0	1



Inside Linebacker / Fort Lauderdale, Fla. / St. Thomas Aquinas HS
DEREK WINGO 15

Junior / 6-1.25 / 240
Awards: Two-time SEC Fall Academic Honor Roll (2021-22)

2022: Saw action in 12 games with back-to-back starts to end the season... Totaled 24 tackles with 2.0 TFLs, sacks and quarterback hurries... Had a career-high eight tackles with a solo sack (loss of 12 yards) vs. Oregon State (Dec. 17) in the Las Vegas Bowl... Posted two tackles and a quarterback hurry in second career start at Florida State (Nov. 25)... Totaled six tackles at Vanderbilt (Nov. 19)... Logged first career sack for a loss of 10-yards vs. South Carolina (Nov. 12)... Recorded a solo tackle at Texas A&M (Nov. 7)... Had one tackle vs. No. 1 Georgia (Oct. 29)... Assisted on four tackles vs. Eastern Washington (Oct. 2)... **2021:** Appeared in all 13 games of the season including one start, totaling 15 tackles (five solo) and 0.5 tackles for loss... Made his first-career start in the Gasparilla Bowl vs. UCF (Dec. 23) and notched a career-high six tackles (five solo)... Registered 0.5 TFLs for the first of his career vs. FSU (Nov. 27)... Set a career high with four tackles vs. Samford (Nov. 13)... Recorded three tackles vs. Vanderbilt (Oct. 9)... Tallied one tackle against Tennessee (Sept. 25)... Named to the SEC Fall Academic Honor Roll... **2020:** Played in nine games... Made collegiate debut vs. Missouri (Oct. 31)... Assisted on a TFL against Arkansas (Nov. 14)... Saw action in the Cotton Bowl vs. Oklahoma (Dec. 30) and assisted on a tackle... **HIGH SCHOOL:** 2019 Gatorade Florida Football Player of the Year... Committed to play in the All-American Bowl (first St. Thomas Aquinas player since 2016)... Helped St. Thomas Aquinas compile a 39-5 record in three varsity seasons, along with a victory in the 2019 FHSAA Class 7A State Championship, and an appearance in the 2018 FHSAA Class 7A State Championship Game... Posted two sacks and a forced fumble in the 2019 state title game... Finished his senior season with 28 tackles for loss, 16 sacks, 58 total tackles... Posted 18 tackles for loss and six sacks, along with a fumble recovery touchdown in 11 games as a junior... Started at quarterback for St. Thomas Aquinas as a sophomore, but transitioned to defense for his junior and senior seasons... His defensive line coach at St. Thomas Aquinas was former Miami Dolphins star Jason Taylor... Had nearly 30 Division I offers, including Auburn, Clemson, Florida State, Georgia, Ohio State, Oklahoma, and Penn State.

DEFENSE	G	UA	A	Total	TFL-YDs	SK-YDs	PD	FF	FR	QBH	INT
2020	9	0	2	2	0.5-1	0-0	0	0	0	0	0
2021	13	5	10	15	0.5-1	0-0	1	0	0	0	0
2022	12	8	16	24	2.0-22	2.0-22	0	0	0	2	0
TOTAL	34	13	28	41	3.0-24	2.0-22	1	0	0	2	0

The football roster is subject to change prior to the start of the season

Date	Opponent	Solo	Ast	Tackles	TFL-Yds	Sk-Yds	FF	FR-Yds	Int-Yds	QBH	PBU
9/3/2022	UTAH	0	0	0	0-0	0-0	0	0-0	0-0	0	0
9/10/2022	KENTUCKY	0	0	0	0-0	0-0	0	0-0	0-0	0	0
9/17/2022	USF	0	0	0	0-0	0-0	0	0-0	0-0	0	0
10/2/2022	EASTERN WASHINGTON	0	4	4	0-0	0-0	0	0-0	0-0	0	0
10/8/2022	MISSOURI	0	0	0	0-0	0-0	0	0-0	0-0	0	0
10/15/2022	LSU	0	0	0	0-0	0-0	0	0-0	0-0	0	0
10/29/2022	vs. Georgia	0	1	1	0-0	0-0	0	0-0	0-0	0	0
11/05/2022	at Texas A&M	1	0	1	0-0	0-0	0	0-0	0-0	0	0
11/12/2022	SOUTH CAROLINA	1	1	2	1.0-10	1.0-10	0	0-0	0-0	1	0
11/19/2022	at Vanderbilt	1	5	6	0-0	0-0	0	0-0	0-0	0	0
11/25/2022	at Florida State	1	1	2	0-0	0-0	0	0-0	0-0	1	0
12/17/2022	vs. Oregon State	4	4	8	1.0-12	1.0-12	0	0-0	0-0	0	0
Totals		8	16	24	2.0-22	2.0-22	0	0-0	0-0	2	0

Date	Opponent	Solo	Ast	Tackles	TFL-Yds	Sk-Yds	FF	FR-Yds	Int-Yds	QBH	PBU
9/4/2021	FAU	0	0	0	0-0	0-0	0	0-0	0-0	0	0
9/11/2021	at USF	0	0	0	0-0	0-0	0	0-0	0-0	0	0
9/18/2021	ALABAMA	0	0	0	0-0	0-0	0	0-0	0-0	0	0
9/25/2021	TENNESSEE	0	1	1	0-0	0-0	0	0-0	0-0	0	0
10/2/2021	at Kentucky	0	0	0	0-0	0-0	0	0-0	0-0	0	0
10/9/2021	VANDERBILT	0	3	3	0-0	0-0	0	0-0	0-0	0	0
10/16/21	at LSU	0	0	0	0-0	0-0	0	0-0	0-0	0	0
10/30/21	vs. Georgia	0	0	0	0-0	0-0	0	0-0	0-0	0	0
11/6/2021	at South Carolina	0	0	0	0-0	0-0	0	0-0	0-0	0	0
11/13/2021	SAMFORD	0	4	4	0-0	0-0	0	0-0	0-0	0	0
11/20/2021	at Missouri	0	0	0	0-0	0-0	0	0-0	0-0	0	0
11/27/2021	FLORIDA STATE	0	1	1	0.5-1	0-0	0	0-0	0-0	0	1
12/23/2021	vs. UCF	5	1	6	0-0	0-0	0	0-0	0-0	0	0
Totals		5	10	15	0.5-1	0-0	0	0-0	0-0	0	1

Date	Opponent	Solo	Ast	Tackles	TFL-Yds	Sk-Yds	FF	FR-Yds	Int-Yds	QBH	PBU
10/31/2020	MIZZOU	0	0	0	0-0	0-0	0	0-0	0-0	0	0
11/7/2020	vs. Georgia	0	0	0	0-0	0-0	0	0-0	0-0	0	0
11/14/2020	ARKANSAS	0	1	1	0.5-1	0-0	0	0-0	0-0	0	0
11/21/2020	at Vanderbilt	0	0	0	0-0	0-0	0	0-0	0-0	0	0
11/28/2020	KENTUCKY	0	0	0	0-0	0-0	0	0-0	0-0	0	0
12/5/2020	at Tennessee	0	0	0	0-0	0-0	0	0-0	0-0	0	0
12/12/2020	LSU	0	0	0	0-0	0-0	0	0-0	0-0	0	0
12/19/2020	vs. Alabama	0	0	0	0-0	0-0	0	0-0	0-0	0	0
12/30/2020	vs. Oklahoma	0	1	1	0-0	0-0	0	0-0	0-0	0	0
Totals		0	2	2	0.5-1	0-0	0	0-0	0-0	0	0

Tight End / Boca Raton, Fla. / Boca Raton HS



DANTE ZANDERS

18

Redshirt-Senior / 6-5 / 256

2022: Played in all 13 games with seven starts... Finished with 10 catches for 75 yards.. Caught a pass for 11 yards at Florida State (Nov. 25)... Had a catch for three yards at Vanderbilt (Nov. 19)... Logged a catch for 11 yards vs. South Carolina (Nov. 12)... Recorded one catch for eight yards at Texas A&M (Nov. 5)... Had one catch for four yards vs. No. 1 Georgia (Oct. 29)... Caught one pass for four yards vs. LSU (Oct.

15)... Against Missouri (Oct. 8) had one catch for 12 yards... Had two catches for 18 yards with a long of 11 at No. 11 Tennessee (Sept. 24)... Caught first career pass for four yards vs. No. 20 Kentucky (Sept. 10)... Made first career start at tight end in the season opener vs. No. 7 Utah (Sept. 3)... **2021:** Appeared in all 12 regular season

games, racking up six tackles (two solo), 0.5 sacks and 0.5 tackles for loss... Set a single-game career high with four total tackles (two solo) at South Florida... Appeared as a reserve defensive lineman in the season opener vs. Florida Atlantic, tallying two tackles while getting to the quarterback for the first time in his career (0.5 sacks for one-yard loss)... **2020:** After missing the season opener, participated in every game... Recorded his first tackle of the season at Vanderbilt (Nov. 21)... Logged one solo tackle and a quarterback hurry against Kentucky (Nov. 28)... Finished with two tackles at Tennessee (Dec. 5)... Registered one assisted tackle against LSU (Dec. 12)... Saw action against in the SEC Championship Game vs. Alabama (Dec. 19) and in the Cotton Bowl against Oklahoma (Dec. 30)... **2019:** Appeared in all 13 games as a reserve tight end... **2018:** Earned a redshirt as he appeared in two as a reserve tight end and special team's contributor.. Made collegiate debut in the season opener vs. Charleston Southern (Sept. 1)... **HIGH SCHOOL:** Started his high school career primarily playing defensive end before switching to tight end for his senior season... Compiled 70 tackles and 20 sacks during his junior season in 2016... Played for Coach Eric Davis... Chose Florida over Georgia, LSU, Virginia Tech, Arkansas and Kentucky.

RECEIVING	G	Rec	Yds	TD	Lg	Rec/G	Avg/C	Avg/G
2018	2	0	0	0	0	0.0	0.0	0.0
2019	13	0	0	0	0	0.0	0.0	0.0
2020	11	0	0	0	0	0.0	0.0	0.0
2021	12	0	0	0	0	0.0	0.0	0.0
2022	13	10	75	0	12	0.8	7.5	5.8
TOTAL	51	10	75	0	12	0.2	7.5	1.5

Receiving

Date	Opponent	No.	Yds	TD	Lg
9/3/2022	UTAH	0	0	0	0
9/10/2022	KENTUCKY	1	4	0	4
9/17/2022	USF	0	0	0	0
9/24/2022	at Tennessee	2	18	0	11
10/2/2022	EASTERN WASHINGTON	0	0	0	0
10/8/2022	MISSOURI	1	12	0	12
10/15/2022	LSU	1	4	0	4
10/29/2022	vs. Georgia	1	4	0	4
11/05/2022	at Texas A&M	1	8	0	8
11/12/2022	SOUTH CAROLINA	1	11	0	11
11/12/2022	at Vanderbilt	1	3	0	3
11/25/2022	at Florida State	1	11	0	11
12/17/2022	vs. Oregon State	0	0	0	0
Totals		10	75	0	12

The football roster is subject to change prior to the start of the season



KEON ZIPPERER

Tight End / Lakeland, Fla. / Lakeland HS

Senior / 6-1.25 / 227

2022: Appeared in eight games, starting six games at tight end... Finished the season with 13 receptions for 177 yards and a touchdown... Recorded 1 catch for 6 yards vs. LSU (Oct. 15)... Recorded 1 catch for 5 yards vs. Missouri (Oct. 8)... Recorded 2 catches for 47 yards vs. Eastern Washington (Oct. 2)... Recorded 3 catches for 62 yards and a touchdown at Tennessee (Sept. 24)... Recorded 3 catches for 29 yards vs. USF (Sept. 17)... Recorded 2 catches for 21 yards vs. Kentucky (Sept. 10)... Recorded 1 catch for 7 yards vs. Utah (Sept. 3)... **2021:** Saw action in all 13 games... Collected two receptions for 22 yards against Florida State... Logged two receptions for 30 yards against South Carolina (Nov. 6)... Tallied two receptions for 28 yards against Georgia (Oct. 30)... Registered one reception for two yards against Vanderbilt (Oct. 9)... Recorded four receptions for a career-high total of 51 yards against Alabama (Sept. 18)... **2020:** Appeared in 10 games at tight end and special teams... Finished season with seven receptions for 107 yards (15.3 avg) and two touchdowns... Recorded career game against Arkansas with three receptions for 47 yards and two scores (all career-highs)... Returned a pair of kickoffs for a total of 21 yards (long of 13) in Florida's 38-24 win over the Gamecocks... Caught first pass of season for 11 yards in the season opener at Ole Miss (Sept. 26)... **2019:** Appeared in eight games... Finished the season with 31 receiving yards on three receptions (10.3 avg.) and one touchdown with a 25-yard catch vs. Towson (Sept. 28)... **HIGH SCHOOL:** Played in the 2019 Under Armour All-America Game... Helped Lakeland defeat St. Thomas Aquinas to win the 2018 FHSAA Class 7A State Championship... Also helped Lakeland to the 2017 FHSAA Class 7A Regional Championship... Tallied 12 receptions for 256 yards and four touchdowns as a senior... Played for Coach Bill Castle... Chose Florida over Alabama, Clemson, Florida State, Georgia, LSU, Miami and Tennessee, among others.

	RECEIVING	G	Rec	Yds	TD	Lg	Rec/G	Avg/C	Avg/G
2019		8	3	31	1	25	0.4	10.3	3.9
2020		12	11	145	2	39	0.9	13.2	12.1
2021		13	11	133	0	30	0.8	12.1	10.2
2022		8	13	177	1	44	1.6	13.6	22.1
TOTAL		41	38	486	4	44	0.9	12.8	1

Receiving

Date	Opponent	No.	Yds	TD	Lg
9/3/2022	UTAH	1	7	0	7
9/10/2022	KENTUCKY	2	21	0	13
9/17/2022	USF	3	29	0	20
9/24/2022	at Tennessee	3	62	1	44
10/2/2022	EASTERN WASHINGTON	2	47	0	27
10/8/2022	MISSOURI	1	5	0	5
10/15/2022	LSU	1	6	0	6
10/29/2022	vs. Georgia	0	0	0	0
	Totals	13	177	1	44

Receiving

Date	Opponent	No.	Yds	TD	Lg
9/4/2021	FAU	0	0	0	0
9/11/2021	at USF	0	0	0	0
9/18/2021	ALABAMA	4	51	0	30
9/25/2021	TENNESSEE	0	0	0	0
10/2/2021	at Kentucky	0	0	0	0
10/9/2021	VANDERBILT	1	2	0	2
10/16/2021	at LSU	0	0	0	0
10/30/2021	vs. Georgia	2	28	0	21
11/6/2021	at South Carolina	2	30	0	21
11/13/2021	SAMFORD	0	0	0	0
11/20/2021	at Missouri	0	0	0	0
11/27/2021	FLORIDA STATE	2	22	0	17
12.31/2021	vs. UCF	0	0	0	0
	Totals	11	133	0	30

Receiving

Date	Opponent	No.	Yds	TD	Lg
9/26/2020	at Ole Miss	1	11	0	11
10/3/2020	SOUTH CAROLINA	0	0	0	0
10/10/2020	at Texas A&M	0	0	0	0
10/31/2020	MIZZOU	1	3	0	3
11/7/2020	vs. Georgia	1	39	0	39
11/14/2020	ARKANSAS	3	47	2	31
11/21/2020	at Vanderbilt	0	0	0	0
11/28/2020	KENTUCKY	0	0	0	0
12/5/2020	at Tennessee	0	0	0	0
12/12/2020	LSU	1	7	0	7
12/19/2020	vs. Alabama	0	0	0	0
12/30/2020	vs. Oklahoma	4	38	0	13
	Totals	11	145	2	39

Receiving

Date	Opponent	No.	Yds	TD	Lg
9/7/2019	UT MARTIN	0	0	0	0
9/14/2019	at Kentucky	0	0	0	0
9/21/2019	TENNESSEE	0	0	0	0
9/28/2019	TOWSON	3	31	1	25
10/5/2019	AUBURN	0	0	0	0
10/12/2019	at LSU	0	0	0	0
10/19/2019	at South Carolina	0	0	0	0
12/30/2019	vs Virginia	0	0	0	0
	Totals	3	31	1	25

The football roster is subject to change prior to the start of the season

2023 SIGNING CLASS

Early Enrollees (17)

Player	Position	Hometown/Previous School
Castell, Jordan	S	Orlando, Fla. / West Orange HS
Collins, Kelby	EDGE	Gardendale, Ala. / Gardendale HS
Denson, Sharif	CB	Jacksonville, Fla. / Bartram Trail HS
Gates, Aaron	CB	Sharpsburg, Ga. / Trinity Christian HS
Harris, Knijeah	OL	Port St. Lucie, Fla. / IMG Academy
Jackson, Ja'Keem	CB	Kissimmee, Fla. / Osceola HS
James, Kamran	EDGE	Orlando, Fla. / Olympia HS
Jean, Andy	WR	Miami, Fla. / Miami Northwestern HS
Kearney, Roderick	OL	Jacksonville, Fla. / Orange Park HS
Livingston, Tony	TE	Tampa, Fla. / King HS
Lovett, Bryce	OL	Rockledge, Fla. / Rockledge HS
Mizell, Aidan	WR	Orlando, Fla. / Boone HS
Norman, Will	DL	Camden, N.J. / Eastside HS
Robinson, Jaden	ILB	Lake City, Fla. / Columbia HS
Searcy, T.J.	EDGE	Thomaston, Ga. / Upson-Lee HS
Thornton, Bryce	S	College Park, Ga. / Milton HS
Webb, Treyaun	RB	Jacksonville, Fla. / Trinity Christian Academy

Transfers (13)

Player	Position	Hometown/Previous School
Banks, Caleb	DL	Detroit, Mich. / Louisville
Carroll, Cam	RB	Flowood, Miss. / Tulane
George Jr., Damieon	OL	Houston, Texas / Alabama
Goodwin, Kiyayunta	OL	Louisville, Ky. / Kentucky
Hudson Jr., Lyndell	OL	Brooksville, Fla. / FIU
Jackson, Cam	DL	Haynesville, La. / Memphis
Jackson, Jakobi	RB	Pensacola, Fla. / Coahoma CC
Mazzucca, Micah	OL	Philadelphia, Pa. / Baylor
Mertz, Graham	QB	Overland Park, Kan. / Wisconsin
Mitchell, Teradja	ILB	Virginia Beach, Va. / Ohio State
Moten, R.J.	S	Delran, N.J. / Michigan
Nunnery, Mannie	ILB	Houston, Texas / Houston
Spurlock II, Deuce	ILB	Madison, Ala. / Michigan


Summer Enrollees (4)

Player	Position	Hometown/Previous School
Hill, Gavin	DL	Gainesville, Fla. / Buchholz HS
Johnson, Dijon	CB	Tampa, Fla. / Wharton HS
Jones, Caden	OL	New Orleans, La. / De La Salle HS
Wilson, Eugene	WR	Tampa, Fla. / Gaither HS

Walk-ons (13)

Player	Position	Hometown/Previous School
Burt, Gannon	LS	Fort Mill, S.C. / Fort Mill HS
Covington, Ahman	S	Strake, Fla. / Bradford HS
Emerzian, Ara	P	Deerfield, Ill. / Deerfield HS
Green Jr., Brian	WR	Orange Park, Fla. / Orange Park HS
Homa, Connor	DL	Palm Harbor, Fla. / Palm Harbor HS
Leise, Parker	QB	Omaha, Neb. / IMG Academy
Leon, Micah	QB	Boynton Beach, Fla. / Boca Raton HS / N.C. State / UConn
Rosenberg, Bryan	OL	Gainesville, Fla. / Buchholz
Rubio, Anthony	RB	Miami, Fla. / Belen Jesuit Prep
Scott, Sebastian	DL	West Palm Beach, Fla. / Cardinal Newman HS
Swafford, Layne	EDGE	Ponte Vedra Beach, Fla. / Ponte Vedra HS
Vargas, Sebastian	CB	Ovideo, Fla. / Ovideo HS / Laney CC
Wade, Jackson	WR	Dallas, Ga. / North Paulding

Defensive Line / Detroit, Mich. / Southfield A&T HS / Louisville



CALEB BANKS

88

Redshirt-Freshman / 6-5.75 / 325

2023 TRANSFER

2022 at Louisville: Played in six games... Recorded first career sack and forced a fumble against Wake Forest (Oct. 29)... **2021 at Louisville:** Made collegiate debut at Syracuse (Nov. 13) and redshirted... **HIGH SCHOOL:** Two-time captain at Southfield A&T... Named a SI All-American Candidate in 2020... Recorded 42 tackles, 12.0 TFLs and 3.0 sacks... Held offers from Cincinnati, Michigan and Tennessee, among others.

Longsnapper / Fort Mill, S.C. / Fort Mill HS



GANNON BURT

48

Freshman / 6-1 / 207

2023 WALK-ON

Joined the Gators as a walk-on in the summer.

Running Back / Flowood, Miss. / Northwest Rankin HS / Tulane



CAM CARROLL


27

Redshirt-Senior / 6-0 / 227

2023 TRANSFER

2022 at Tulane: Appeared in one game and ran for three yards vs. UMSS (Sept. 3)... **2021 at Tulane:** Played in all 12 games in back-to-back seasons... Finished second on the team in total rushing yards with 516... Started off the season with two receiving touchdowns versus Oklahoma (Sept. 4)... Earned a season-high 147 yards of total offense, a career-long 59-yard reception and a touchdown on the road at ECU (Oct. 2)... Accumulated 107 yards of total offense versus Houston (Oct. 7)... Rushed for 80 yards at SMU (Oct. 21)... Had a pair of touchdowns in the Green Wave's win versus USF (Nov. 19)... **2020 at Tulane:** Saw in action all 12 games... Finished second on the team with 741 total rushing yards and 12 touchdowns... The 12 rushing scores were tied for 13th in the FBS, his 14 total scores sat 14th in the country... Scored two touchdowns to open the season at South Alabama (Sept. 12)... Recorded two touchdowns and totaled 62 yards at home against Navy (Sept. 19)... Earned a season-high 163 rushing yards at Southern Miss, scoring three rushing touchdowns and one receiving touchdown (Sept. 26)... Scored a touchdown at home against Temple, totaling 63 rushing yards (Oct. 31)... Recorded 129 rushing yards at ECU, scoring two touchdowns in the win (Nov. 7)... Closed the regular season with one rushing touchdown and 38 total yards at home against Memphis (Dec. 5)... Logged 120 yards rushing and one touchdown on 10 carries against Nevada in the Famous Idaho Potato Bowl (Dec. 22)... **2019 at Tulane:** Played in 11 games with first career start vs. Houston (Sept. 19)... Finished fifth on the team in rushing yards with 364 (5.1 yards per carry) and four touchdowns... Had eight carries for 44 yards at home against FIU (Aug. 29)... Rushed five times for 33 yards at home against MSU (Sept. 14)... Exploded for a 41-yard touchdown run at Army (Oct. 5)... Picked up 22 rushing yards and caught a touchdown pass at home against UConn (Oct. 12)... Talled 71 yards on eight carries away at Navy (Oct. 26)... Made a tackle at home against Tulsa (Nov. 2)... Rushed for two touchdowns away at Temple (Nov. 16)... Closed out the year on a high note, as he rushed for a game-high 48 yards against Southern Miss in the Lockheed Martin Armed Forces Bowl (Jan. 4)... **2018 at Tulane:** Appeared in four games primarily on special teams... Ran for 14 yards on four carries at Houston (Nov. 15)... Made his collegiate debut vs. ECU (Nov. 10)... **HIGH SCHOOL:** Was a three-year letterwinner at Northwest Rankin High School in Brandon, Miss... Earned 2017 Mississippi Class 6A All-State First-Team honors by the Mississippi Association of Coaches and Second-Team All-State honors by the Clarion Ledger... Ran for 100+ yards in 14 games during his varsity career... As a senior, carried the ball 185 times for 1,370 yards and nine touchdowns while also hauling in 18 catches for 192 yards and two touchdowns... As a junior, carried the ball 249 times for 1,399 yards and 15 touchdowns... As a sophomore, carried the ball 78 times for 377 yards and four touchdowns... Clocks a 4.42 40-yard time at Tulane summer camp.

The football roster is subject to change prior to the start of the season



JORDAN CASTELL 14

Safety / Orlando, Fla. / West Orange HS
Freshman / 6-2 / 205 **2023 SIGNEE**
HIGH SCHOOL: Rated as a consensus four-star recruit by 247Sports, ESPN, On3 and Rivals... Ranked as the No. 10 safety and No. 139 player overall in the Class of 2023 by ESPN... Invited to play in 2023 Under Armour All-American game... Listed in the ESPN Top-300... Recorded 121 tackles (87 solo) in his career, averaging 3.5 per game, with 2.0 sacks and eight interceptions... Chose Florida over Alabama, Florida

State, LSU, Michigan, Ohio State and Tennessee, among others.



KELBY COLLINS 11

EDGE / Gardendale, Ala. / Gardendale HS
Freshman / 6-3.75 / 276 **2023 SIGNEE**
HIGH SCHOOL: Rated as a consensus four-star recruit by 247Sports, ESPN, On3 and Rivals... Graded as the No. 3 Alabama recruit, No. 5 defensive lineman and No. 50 overall recruit by On3... Invited to play in 2023 Under Armour All-American game and Alabama-Mississippi All-Star Game... Listed in the ESPN Top-300... Named to AL.com's A-List ahead of senior season... 2022 First-Team All-State Selection...

Appeared in 31 games with Gardendale, tallying 239 tackles (158 solo) for an average of 7.7 tackles per game and 47.5 tackles for loss... Signed with Florida over Alabama, Clemson, Florida State, Georgia and Miami, among others.



AHMAN COVINGTON 31

Safety / Starke, Fla. / Bradford HS
Freshman / 5-11 / 192 **2023 WALK-ON**
 Joined the Gators as a walk-on in the summer.



SHARIF DENSON 0


Cornerback / Jacksonville, Fla. / Bartram Trail HS
Freshman / 5-11 / 180 **2023 SIGNEE**
HIGH SCHOOL: Four-star recruit by 247Sports, ESPN, On3 Consensus and Rivals... Ranked as the No. 18 cornerback and No. 113 overall player in the nation by Rivals... Invited to play in 2023 Under Armour All-American game... Listed in the ESPN Top-300... Named to the 2021 Florida Times-Union All-First Coast team and an

honorable mention in 2020... Selected to the 2022 Super 11... Logged 144 career tackles (106 solo) with four interceptions with Bartram Trail... Contributed on special teams as kick returner... Chose Florida over Alabama, Florida State, Georgia, Miami, Michigan and Ohio State, among others.



ARA EMERZIAN 41

Punter / Deerfield, Ill. / Deerfield HS
Freshman / 5-11.5 / 200 **2023 WALK-ON**
HIGH SCHOOL: Played high school football at Deerfield High School... Lettered in basketball for two seasons, where he served as team captain... Named to the high school basketball all-conference team... His father was kicker at Northern Illinois University... His uncle won a NCAA National Championship in college basketball while playing at UNLV... His sister played golf at Bradley University.



AARON GATES 13

Cornerback / Moreland, Ga. / Trinity Christian
Freshman / 6-0.5 / 197 **2023 SIGNEE**
HIGH SCHOOL: Ranked a four-star recruit by 247Sports, ESPN and On3 Consensus... Ranked nationally as the No. 12 player in his position group by ESPN... Listed as the No. 187 overall recruit by ESPN... First commitment of the Florida 2023 Class... Appeared in nine games with Trinity Christian in 2022, recording 32 tackles (18 solo) and an interception... Signed with Florida over Florida State, Kentucky LSU, Miami


and Michigan, among others.



DAMIEON GEORGE JR. 76

Offensive Line / Houston, Texas / North Shore HS / Alabama
Redshirt-Sophomore / 6-6 / 368 **2023 TRANSFER**
2022 at Alabama: Saw action in two games in a reserve offensive lineman role and special teams... **2021 at Alabama:** Played in 12 games with three starts at right tackle... Made first career start vs. New Mexico State (Nov. 13) and helped offense total 587 yards of offense, graded out at 97 percent on assignments... Started against Arkansas (Nov. 20) and Auburn (Nov. 27)... **2020 at Alabama:** Appeared in

three games... Made his collegiate debut vs. Kentucky (Nov. 21)... **HIGH SCHOOL:** Ranked a Four-star offensive tackle by ESPN... The website also rated him as the No. 61 player from the Midlands Region and the No. 48 recruit from his home state... Selected as a PrepStar Top 350 All-American and a four-star recruit by the magazine... Tabbed as the No. 30 offensive tackle in the country on the 247Composite and 41st-rated tackle by Rivals.com... Held offers from Georgia, LSU, Oklahoma and Texas, among others.



KIYAUNTA GODDWIN 78

Offensive Line / Louisville, Ky. / Charleston (Ind.) HS / Kentucky
Sophomore / 6-7.5 / 355 **2023 TRANSFER**
2022 at Kentucky: Saw action in 11 games on special teams... Made his collegiate in the season opener vs. Miami (Ohio) (Sept. 3)... **HIGH SCHOOL:** Listed as the No. 1 recruit from Indiana, No. 2 offensive tackle and No. 13 overall by 247Sports... Ranked a five-star recruit by 247Sports... ESPN tabbed him the No. 44 player in their Top-300 for the Class of 2022... Selected to the 2022 All-American Bowl... MaxPreps Freshman

All-American... Held offers from Alabama, Florida State, Georgia, LSU, Michigan and Ohio State, among others.



BRIAN GREEN JR. 84

Wide Receiver / Orange Park, Fla. / Orange Park HS
Freshman / 6-0 / 189 **2023 WALK-ON**
 Joined the Gators as a walk-on in the summer.



KNIJEAH HARRIS 77

Offensive Line / Port St. Lucie, Fla. / IMG Academy
Freshman / 6-3 / 328 **2023 SIGNEE**
HIGH SCHOOL: Rated as a four-star recruit by ESPN... Graded as the No. 1 center in the nation by ESPN... Listed as the No. 209 overall recruit by ESPN... Invited to play in 2023 Under Armour All-American game... Started as a freshman at St. Lucie West Centennial, before serving as starting offensive lineman at IMG Academy... Chose

Florida over Alabama, Florida State, Georgia, LSU, Miami, Michigan, Notre Dame, Ohio State and USC, among others.

Defensive Line / Gainesville, Fla. / Buchholz

GAVIN HILL

96

Freshman / 6-2.25 / 324

2023 WALK-ON

HIGH SCHOOL: Rated as a consensus four-star recruit by 247Sports, ESPN, On3 and Rivals... Ranked No. 29 defensive lineman by Rivals... Listed as the No. 258 national recruit by ESPN... Logged 60 career tackles (44 solo) with 7.0 sacks at Buchholz... Led Buchholz to Florida State Semifinal appearance his senior year... Served as tight end on the offensive side of the ball, but was primarily seen at the defensive line position... Signed with Florida over Auburn, Florida State, Kentucky and Miami, among others.



Defensive Line / Palm Harbor, Fla. / Palm Harbor HS

CONNOR HOMA

90

Freshman / 6-2.25 / 324

2023 WALK-ON

HIGH SCHOOL: Played high school football at Palm Harbor University High School... Was selected to the Pinellas County All-County First Team and the FACA District 14 First Team... Named to the Pinellas County North-South Senior All-Star Game as a starter... Lettered in track and field for four seasons... Regional qualifier in the discus event junior and senior seasons... His father played defensive line at Ohio State.



Offensive Line / Brooksville, Fla. / Central HS / FIU

LYNDELL HUDSON JR.

74

Redshirt-Senior / 6-5 / 326

2023 TRANSFER

2022 at FIU: Started 10 games at right tackle... Earned a spot on PFF Week 5 Team of the Week... **2021 at FIU:** Started every game (11) at right tackle for the second straight season... **2020 at FIU:** Played and started all five games at right tackle... was one of just two offensive linemen to start and play in all five games... Helped pave the way for running back D'vonte Price, who led C-USA and ranked 11th in the



nation for his 6.84 yards per carry average... **2019 at FIU:** Saw action in 11 games... Earned first collegiate start against UMass (Oct. 5)... aided an offensive line that allowed just 14 sacks on the year, which tied for the fifth-lowest in the nation and first in C-USA... **2018 at FIU:** Did not appear in a game and redshirted... **HIGH SCHOOL:** Two-star recruit out of Central HS... Played center and tackle for his high school team... A part of an offensive line that blocked for De'Vonta Smith who gained 2,193 yards on the ground in 2016... Father, Lyndell Hudson Sr., coaches football at West Hernando Middle School... Threw discus and shot put in high school as well.

Defensive Line / Haynesville, La. / Haynesville HS / Memphis


CAM JACKSON

99

Junior / 6-6 / 366

2023 TRANSFER

2022 at Memphis: Started all 13 games... Named Third-Team All-AAC by PFF... Totaled 41 tackles, 2.5 tackles for loss, four quarterback hurries and one pass breakup... Had a season-high eight tackles at Navy (Sept. 10)... Recorded five tackles and one for a loss at SMU (Nov. 26)... Notched a sack in the SERVPRO First Responder



Bowl vs. Utah State (Dec. 27)... **2021 at Memphis:** Played in all 12 games... Totaled nine tackles (six solo) with 2.5 tackles for loss, 1.5 sacks and a quarterback hurry... Had five tackles with one for a loss, a sack and hurry against East Carolina (Nov. 13)... **2020 at Memphis:** Appeared in nine games... Blocked a kick for a game-winner vs. UCF (Oct. 17)... Made a tackle in a victory over Stephen F Austin (Nov. 21)... **HIGH SCHOOL:** A three-star standout from Haynesville High School... Ranked the No. 18 player in the Louisiana by ESPN... Listed as the No. 25th ranked prospect in his state and No. 37 defensive lineman by 247Sports.

Cornerback / Kissimmee, Fla. / Osceola HS

JA'KEEM JACKSON

2

Freshman / 6-0.5 / 182

2023 SIGNEE

HIGH SCHOOL: Ranked a consensus four-star recruit by 247Sports, ESPN, On3 and Rivals... Named an ESPN Top-300 Player... Rated as the No. 3 ranked and 40th overall recruit by On3... Invited to the 2023 Under Armour All-American game... Had four interceptions and pass break-ups in 2022... Played both CB and WR in his junior and senior years... Intercepted three passes



in four games on defense in junior season and had 36 catches for 548 yards and 4TDs... Led Osceola to a 10-4 record and Florida State Semifinal appearance his senior year... Chose Florida over Georgia, Florida State, Miami and Tennessee, among others.

Running Back / Pensacola, Fla. / Pensacola Catholic / Coahoma CC

JA'KOBI JACKSON

24

Junior / 5-10.5 / 201

2023 TRANSFER

2022 at Coahoma CC: Started all nine games... Led the team for the second straight season in rushing yards (661), touchdowns (7) and average per game (73.44)... Averaged 5.2 yards per carry... Had three multi-touchdown games... Ran for 105 yards at East Mississippi CC (Oct. 6)... **2021 at Coahoma CC:** Saw action in eight games... Led program in rushing yards (498), rushing touchdowns (4) and average per game (62.25)... **2020 at Coahoma CC:** Played in three games... Rushed for 130 yards and three touchdowns in his debut vs. Itawamba CC (Oct. 1)... Totaled 231 yards rushing, three touchdowns in three games... **HIGH SCHOOL:** Two-way player at Pensacola Catholic High... Starting at running back and linebacker.



EDGE / Orlando, Fla. / Olympia HS


KAMRAN JAMES

24

Freshman / 6-0.5 / 275

2023 SIGNEE

HIGH SCHOOL: Ranked a consensus four-star recruit by 247Sports, ESPN, Rivals and On3... Rated as the No. 6 defensive lineman, No. 12 recruit in the state of Florida, and No. 54 overall recruit by On3... Invited to play in the 2023 Under Armour All-American game... Posted 77 tackles with 26 for a loss and 14 sacks in his final two seasons at Olympia... Also played basketball his junior year... Signed with Florida over Alabama, Georgia, Florida State and Miami,



among others.

Wide Receiver / Miami, Fla. / Miami Northwestern

ANDY JEAN

6

Freshman / 6-1 / 191

2023 SIGNEE

HIGH SCHOOL: Ranked a four-star recruit by On3 and Rivals... Rated as the 42nd wide receiver by Rivals... Caught 19 passes for a team-leading 409 yards with three scores during his senior year... Averaged 21.5 per catch and 58.4 yards per game this year... Had 40 catches for 733 yards and 8 touchdowns in his junior season... Finished with six catches for 122 yards and two TDs vs. IMG Academy... Chose Florida over Alabama, Georgia, Florida State, Miami and



Michigan, among others.

The football roster is subject to change prior to the start of the season



DIJON JOHNSON

26

Freshman / 6-1 / 194

2023 SIGNEE

HIGH SCHOOL: Ranked a consensus four-star recruit by 247Sports, ESPN, Rivals and On3... Invited to the 2023 Under Armour All-American and Polynesian Bowl Game... Rated 89th overall and 8th among CBs in the ESPN Top-300... Posted a team-best five pass breakups with one interception this season... Had six interceptions with returning four of them for a touchdown his junior year... Signed with

Florida over Alabama, Georgia, Florida State, Miami and Ohio State, among others.

Cornerback / Tampa, Fla. / Wharton HS



CADEN JONES

63

Freshman / 6-7.5 / 342

2023 SIGNEE

HIGH SCHOOL: Rated as a four-star prospect and 14th-best prospect in the state of Louisiana by On3... Started at left tackle for De La Salle, leading them to a 10-1 record and playoff appearance in 2021... Chose Florida over Florida State, LSU, Texas and Texas A&M, among other... Uncle, Marcus Jasmin, was a former defensive tackle in the NFL.

Offensive Line / New Orleans, La. / De La Salle HS



RODERICK KEARNEY

71

Freshman / 6-4 / 291

2023 SIGNEE

HIGH SCHOOL: Ranked a consensus four-star recruit by 247Sports, ESPN, Rivals and On3... Listed as the 3th best interior offensive lineman by 247Sports Composite Rankings, ESPN and On3... The 14th overall recruit in the state of Florida and 67th overall by On3... Rated in the ESPN Top-300 for the Class of 2023... Selected to

the 2022 Super 11... Invited to the 2023 Under Armour All-American game... Named OL MVP at the 2022 Miami Under Armour All-America Camp... 2021 Florida Times-Union All-First Coast Selection... Chose Florida over Clemson, Georgia, Florida State, Miami and Michigan, among others.

Offensive Line / Jacksonville, Fla. / Orange Park HS



PARKER LEISE

14

Freshman / 6-2 / 218

2023 WALK-ON

HIGH SCHOOL: Ranked a three-star prospect by both 247Sports and Rivals... Played senior year at IMG Academy on the top varsity program... Participated in the All-American Bowl Combine and earned Top Performer Honors and was an All-Combine Team Honorable Mention... Collected MVP honors at the UC Report QB Academy and named TB12 QB MVP... Set the IMG single-game passing record with 405 yards... Trained in Kansas City with QB Coach Justin Hoover... Also participated in track and was a member of the National Honor Society... Son of Amy and Daryl Leise and has three older siblings... His father played TE and LB at the Nebraska from 1987-91.

Quarterback / Omaha, Neb. / IMG Academy



MICAH LEON

13

Graduate / 6-5 / 224

2023 WALK-ON

PRIOR TO FLORIDA: Spent three seasons (2019-21) at UConn and made collegiate debut vs. Houston in 2021 and finished 10-for-13 with 62 yards... Played two years at N.C. State (2017-18) and earned a redshirt in his first season... **HIGH SCHOOL:** Quarterback for Boca Raton High School where he helped his team to an appearance in the 3A Florida State Championship game during his junior season... Passed for 1,085 yards with 11 touchdowns

and rushed for an additional 555 yards and 11 scores during his senior campaign... Starting QB for the Palm Beach County All-Star game, he also was the starter in the 2016 Senior All American Game in Dallas, Texas... Invited to the Nike Opening Regional Elite Quarterback Camp... Named the Marine Corps Player of the Game.

Quarterback / Boynton Beach, Fla. / Boca Raton HS / N.C. State / UConn



TONY LIVINGSTON

86

Freshman / 6-4.75 / 251

2023 SIGNEE

HIGH SCHOOL: Four-star recruit by 247Sports Composite Rankings... Ranked as the No. 27 offensive tackle and No. 39 player in Florida in the Class of 2023 by 247Sports Composite... First-Team All-State TE selection in 2019... Played football at Carrollwood Day High School last season and led them to the 2A State Playoffs... Led Carrollwood to the District Title and Region Semifinals in basketball last year... Averaged 17.2 points per game and

8.6 rebounds his junior season... Committed to Florida over Alabama, LSU, Michigan and Ohio State, among others.

Tight End / Tampa, Fla. / King HS



BRYCE LOVETT

53

Freshman / 6-5 / 330

2023 SIGNEE

HIGH SCHOOL: Ranked a four-star recruit by Rivals... Listed a top-50 offensive lineman in the Class of 2023 by 247Sports Composite Rankings... Named the No. 34 interior offensive lineman by Rivals... A three-year starter at RT at Rockledge... Led school to a district title and semifinal appearance his senior year... Signed with Florida over Arkansas, Kentucky and Iowa State, among others.

Offensive Line / Rockledge, Fla. / Rockledge HS



MICAH MAZZCUA

54

Junior / 6-4.75 / 335

2023 TRANSFER

2022 at Baylor: Played in 11 games and notched 10 stars... Graded out as the second-best guard in the Big 12 according to Pro Football Focus and the 42nd best guard in the nation... Had a 74.9 overall grade from PFF, including a 66.9 mark in pass blocking and a 78.5 mark in run blocking... His run-blocking grade was the best in the conference and 15th-best in the nation... Started the first nine games

of the year at right guard with his first career start vs. Albany (Sept. 3)... **2021 at Baylor:** Saw action in nine games... Made collegiate debut against Texas State (Sept. 4)... **2020 at Baylor:** No appearance and redshirted... **HIGH SCHOOL:** Prepped at St. Francis Academy in Baltimore, Md., for coach Messay Hailemariam... Helped team to 11-1 record in 2019 playing a national schedule... Under Armour All-America Game selection... Rivals' No. 51 offensive tackle in the country... ESPN's No. 24 player in Maryland and No. 37 offensive guard in the nation.

Offensive Line / Philadelphia, Pa. / St. Frances Academy HS / Baylor



GRAHAM MERTZ

15

Redshirt-Junior / 6-2.75 / 217

2023 TRANSFER

Awards: Big Ten Offensive Player of the Week (2020), Big Ten Freshman of the Week (2020), Maxwell Player of the Week (2020), Three-time Academic All-Big Ten (2019, 2021-22)

2022 at Wisconsin: Started every regular season game for third straight season... Completed 164-of-286 (57.3) passes for 2,136 yards

and 19 touchdowns, all career-bests... Compiled a 135.0 passer rating, his best in any season as a starter... Finished his career at UW with a 19-13 record as a starter, ranking T-6th in program history in starts and 8th in wins by a quarterback... Reached the 5,000-yard passing mark at Iowa in the 1st quarter on a completion to Skyler Bell (Nov. 12) to become the 8th Badger QB to reach the milestone... Threw for 13 touchdowns in conference action, the most for a Badger QB since Alex Hornibrook in 2017... Owned a 173.2 passer rating in Wisconsin victories, the 3rd highest mark in the Big Ten... Recorded a passer rating of 170.0 or better in four games after doing so on only three occasions before 2022... moved his career total to 12 200-yard passing performances, the most for a UW QB since Joel Stave from 2012-2015... picked apart Northwestern (Oct. 8), throwing for 299 yards on 20-of-29 passing and five, becoming the first Badger to record two separate five-TD single-game performances... Against New Mexico State (Sept. 17), Threw for 251 yards and three touchdowns, recording a 273.2 passer rating, his career best and the third-highest in program history... Completed 13 passes in a row in the season opener vs. Illinois State (Sept. 3), recording the

Quarterback / Overland Park, Kan. / Blue Valley North HS / Wisconsin

The football roster is subject to change prior to the start of the season

seventh-longest single-game completion streak in school history... **2021 at Wisconsin:** Started all 13 games... Completed 169-of-284 passes (.595) for 1,958 yards and 10 touchdowns... Threw 9 TD passes against just five interceptions over the final 10 games of the season... Completed 73-of-110 passes (.664) and threw 7 TD passes over the final five games... Went 11-of-16 for 240 yards and 3 touchdowns in win at Rutgers (Nov. 6)... His 244.1 pass efficiency in that game was 3rd-highest by a Big Ten quarterback in a conference game last season... Went 18-for-23 for 216 yards and 2 TDs against Northwestern (Nov. 13) the following week... Completed 11-of-15 passes for 137 yards a score in the Las Vegas Bowl victory over Arizona State (Dec. 30)... **2020 at Wisconsin:** Started all 7 games... Completed 118-of-194 passes (.608) for 1,220 yards and 9 touchdowns... Became the first Wisconsin freshman to start a season opener at quarterback since 1978, going 20-for-21 for 248 yards and 5 touchdowns against Illinois (Oct. 23)... His 5 TD passes tied the highest single-game total in UW history... He set the Wisconsin completion percentage record with a mark of .952, going 20-for-21 overall... Finished with a pass efficiency rating of 277.1, the third-highest mark in Badger history... Completed his first 17 passes, matching the Badgers' single-game school record for consecutive completions (third-longest streak in a conference game in Big Ten history)... Threw for 248 yards, the third-highest single-game total by a Wisconsin freshman... also threw for two TDs in win at Michigan (Nov. 14)... Capped the season a passing TD and two rushing TDs in UW's Duke's Mayo Bowl victory over Wake Forest (Dec. 30)... **2019 at Wisconsin:** Appeared in 2 games and redshirted... Completed 9 of 10 passes for 73 yards... Went 4-for-5 for 35 yards in collegiate debut vs. Central Michigan (Sept. 7)... Was 5-for-5 for 38 yards and recorded a 10-yard run vs. Kent State (Oct. 5)... **HIGH SCHOOL:** Four-star recruit by 247 Sports, ESPN and Rivals... Elite 11 quarterback... Selected for The Opening Finals... 2018 Kansas Gatorade Player of the Year... All-American Bowl selection as a senior... 2018 Thomas A. Simone Award winner as top Kansas City-area player... All-state as a junior and senior... First-team All-Eastern Kansas League as a junior and senior... Led Blue Valley North to Class 6A state championship as junior and runner-up finish as a senior... Completed 61.1% of his passes for 3,886 yards and a state-record 51 touchdowns as a senior, also rushing for 267 yards and 4 TDs... Completed 62.0% of his passes for 3,684 yards and 45 TDs as a junior, adding 455 yards and 5 touchdowns rushing... Finished career with 96 touchdown passes and 16 interceptions... Four-year honor roll student... Played for coach Andy Sims... Parents are Ron and Amy Mertz... Father played football at Minnesota from 1989-92... Sisters Lauren played basketball at Kansas State and sister Mya played basketball at Drake.

Inside Linebacker / Virginia Beach, Va. / Bishop Sullivan HS / Ohio State




TERADJA MITCHELL 20

Redshirt-Senior / 6-1.25 / 243 **2023 TRANSFER**

Awards: Three-time Academic All-Big Ten (2019-21)

2022 at Ohio State: Played in four games and earned a redshirt... **2021 at Ohio State:** Made appearances in 12 games with eight starts... Selected as a team co-captain... Finished with 45 total tackles (21 solo) for seventh on the team... Had 4.5 TFLs for a loss of 11 yards and a quarterback hurry... Opened season with back-to-back

double digit tackle performances... **2020 at Ohio State:** Saw action in all eight games... Had six tackles (three solo) with a pass breakup and half a tackle-for-loss... **2019 at Ohio State:** Appeared in nine games... Recorded 12 tackles (seven solo) with 2.0 TFLs... 2018 at Ohio State: Played in 10 games primarily in a special teams role... **HIGH SCHOOL:** A consensus four-star recruit out of high school... The nation's No. 1 inside linebacker according to Rivals and a Top 20 overall prospect... No. 2 player in the state of Virginia by 247Sports and was listed as the No. 2 inside linebacker... Rated No. 24 on the ESPN 300 and No. 44 by 247Sports... Selected to play in the 2018 Under Armour All-American Game... Finalist for the High School Butkus Award as the nation's top linebacker



AIDAN MIZELL 11

Freshman / 6-1.5 / 166 **2023 SIGNEE**

HIGH SCHOOL: Rated a consensus four-star recruit by 247Sports, ESPN, On3 and Rivals... Ranked as the No. 70 player overall and No. 11 wide receiver in the Class of 2023 by On3... Ranked as the No. 16 player in Florida in the Class of 2023 by On3... Compiled 47 receptions for 1,003 receiving yards and 18 touchdowns his junior year... 2021 Class 8A All-State Third Team selection... Has a strong track background where he placed at the 2021 and 2022 FHSAA State Finals... Owns career best times in the 400m at 46.99 and 100m at 10.65... Both parents graduated from and competed in track and field at the University of Florida... Chose Florida over Alabama, Georgia, Miami, Notre Dame and Tennessee, among others.

Wide Receiver / Orlando, Fla. / Boone HS



R.J. MOTEN 16

Junior / 6-0 / 2020 **2023 TRANSFER**

Awards: Two-time All-Big Ten (2021-22)
2022 at Michigan: Appeared in all 14 games, playing defensive back in 13 games with 10 starts at safety; made 31 tackles with 2.5 for loss, 1.5 sacks, one interception among two breakups and two quarterback hurries... Started on the back end against Illinois (Nov. 19) and led the team with five solo tackles; and hurried the quarterback once... Made a two-yard sack playing safety and special teams against Penn State (Oct. 15)... Intercepted a key pass, and contributed five tackles from the starting safety spot to help defeat Maryland (Sept. 24)... **2021 at Michigan:** Appeared in all 14 games with five starts at safety and also contributed on special teams; made 34 tackles and broke up four passes including one interception... Made his first career start against Western Michigan (Sept. 4) and made a career-high five solo tackles... Broke up a pass and made a pair of tackles playing in the secondary and on special teams against Ohio State (Nov. 27)... Made three tackles (two solo) against Iowa in the Big Ten Championship Game (Dec. 4)... **2020 at Michigan:** Appeared in one game on special teams... Made collegiate debut vs. Wisconsin (Nov. 14)... **HIGH SCHOOL:** Attended Delran High School (2020), coached by Garrett Lucas; four-year starter in both football and baseball and four-year honor roll member... As a senior, helped Delran to an 8-2 record including eight straight wins, a playoff appearance, and a West Jersey Football League sectional title after a win in the NJSIAAS South Group II quarterfinal... Led the team to its first sectional championship since 1992, snapping a 27-year streak... Finished prep career with 3,500 all-purpose yards and 41 touchdowns to go along with 79 solo tackles, eight sacks, eight fumble recoveries and 14 interceptions... Four-star recruit by 247Sports and ESPN... Father, Ron, played at the University of Florida and was a sixth-round draft choice by the Philadelphia Eagles in 1987; played for the team from 1987-91.

Safety / Delran, N.J. / Delran HS / Michigan



WILL NORMAN 9

Freshman / 6-3.5 / 293 **2023 SIGNEE**

HIGH SCHOOL: Rated a consensus four-star recruit by 247Sports, ESPN, On3 and Rivals... Ranked as the No. 91 player overall and No. 7 defensive lineman in the Class of 2023 by Rivals... Ranked as the No. 2 player in the state of New Jersey by Rivals... Listed as the No. 3 player in New Jersey overall by 247Sports and ESPN... Ranked in the ESPN Top-300... Invited to play in the 2023 Under Armour All-American game... Chose Florida over Florida State, LSU, Michigan, Tennessee and Texas A&M, among

Defensive Line / Camden, N.J. / Eastside HS

The football roster is subject to change prior to the start of the season

Inside Linebacker / Houston, Texas / Shadow Creek HS / Houston



MANNIE NUNNERY 34

Redshirt-Junior / 6-1.25 / 229 **2023 TRANSFER**
Awards: National Special Teams Player of the Year (2021), AAC Special Team Player of the Week (2021)

2022 at Houston: Appeared in 11 games with seven starts... Finished fifth on the team in tackles with 46 and had three TFLs, two pass breakups, a sack and a quarterback hurry... Posted seven games of three-plus tackles and five of five-plus... Record

a career-high 10 total tackles (seven solo) vs. Rice (Sept. 24) and eight in the Independence Bowl vs. Louisiana (Dec. 23)... 2021 at Houston: Saw action in all 13 games emerging as a key special teams contributor... Blocked two punts and three kicks to earn National Special Teams Player of the Year Award, presented annually to the top non-specialist... Record six tackles and blocked two punts against Rice (Sept. 11) to earn AAC Special Team's Player of the Week... 2020 at Houston: Played in eight games with one start... Contributed 15 tackles with 2.5 tackles for a loss and 1.5 sacks... Made first career start against USF (Nov. 14) and finished with eight tackles (six solo) with 0.5 TFL and a quarterback hurry... 2019 at Houston: Made appearances in two games... Made his collegiate debut at UCF (Nov. 2) and recorded first career tackle vs. Memphis (Nov. 16)... **HIGH SCHOOL:** Helped lead Shadow Creek to the 2018 Class 5A Division I state title game in the program's first year of existence... Returned a missed field goal for a 100-yard touchdown to go along with 12 tackles in the state semifinal win over San Antonio Wagner... Played at Westbury Christian as a junior in 2017 where he had 75 tackles, six pass breakups, four interceptions, four tackles for loss, one forced fumble and one fumble recovery to earn TAPPS Division II second-team all-state honors... Earned TAPPS All-district 4 division II first-team honors as both a receiver and defensive back as a junior... Had 32 tackles as a sophomore... Also played basketball at Westbury Christian... Father played basketball at Lamar before eventually playing for the Harlem Globetrotters... Held offers from Boise State, Colorado and Iowa State, among others.

Inside Linebacker / Lake City, Fla. / Columbia HS



JADEN ROBINSON 29

Freshman / 6-0.25 / 234 **2023 SIGNEE**

HIGH SCHOOL: Rated as a four-star recruit by 247Sports and Rivals... Ranked as the No. 21 linebacker and the No. 65 player in Florida in the Class of 2023 by Rivals... Collected 94 tackles, three interceptions, one forced fumble and one sack his senior year... Invited to play in the 2023 U.S. Army All-American Game... Gainesville Sun's 2021 All-Area Defensive First Team... Named to Lake City Reporter's 2020 All-Defensive Team... Led Columbia to a 9-4 record and Florida State Semifinal appearance in 2022... Chose Florida over LSU, Michigan, Notre Dame, Tennessee and Texas A&M, among others.

Offensive Line / Gainesville, Fla. / Buchholz HS



BYRAN ROSENBERG 72

Freshman / 6-3 / 271 **2023 WALK-ON**

Joined the Gators as a walk-on in the summer.

Running Back / Miami, Fla. / Belen Jesuit Prep HS



ANTHONY RUBIO 25

Freshman / 5-9 / 170 **2023 WALK-ON**

Joined the Gators as a walk-on in the summer.

Defensive Line / West Palm Beach, Fla. / Cardinal Newman HS



SEBASTAIN SCOTT 92

Freshman / 6-2 / 381 **2023 WALK-ON**

Joined the Gators as a walk-on in the summer.

EDGE / Thomaston, Ga. / Upson-Lee HS



T.J. SEARCY 19

Freshman / 6-5 / 245 **2023 SIGNEE**

HIGH SCHOOL: Ranked a four-star recruit by Rivals... Listed a top-50 offensive lineman in the Class of 2023 by 247Sports Composite Rankings... Named the No. 34 interior offensive lineman by Rivals... A three-year starter at RT at Rockledge... Led school to a district title and semifinal appearance his senior year... Signed with Florida over Arkansas, Kentucky and Iowa State, among others.

Inside Linebacker / Madison, Ala. / Madison Academy HS / Michigan



DEUCE SPURLOCK II 22

Redshirt-Freshman / 6-0.5 / 229 **2023 TRANSFER**

2022 at Michigan: Appeared in two games and redshirted... Made collegiate debut against Hawaii (Sept. 10) and had three tackles (one solo)... Saw action against UConn (Sept. 17)... Twice named scout defensive player of the week... **HIGH SCHOOL:** Attended Madison Academy High School (2022) coached by Bob Godsey... Helped lead the Mustangs to a 12-2 record in 2021 including a Class 4A state semifinal appearance... Part of back-to-back regional championships in 2020 and 2021... Two-way player for the Mustangs, playing linebacker and safety on defense and wide receiver on offense... His senior season, posted 186 tackles including 27 for loss with eight sacks, two pass breakups and a forced fumble, and also played offense -- including a 50-yard touchdown catch in the postseason... Had a game where he had 21 tackles, including six for loss with three sacks... As a junior in 2020, made 89 tackles with seven for loss, three sacks, seven pass breakups, including two interceptions, and also blocked two punts; on offense, made 17 receptions for 493 yards with six touchdowns... Attended Sparkman for one year before transferring to Madison... Class 4A-Region 7 Defensive Player of the Year (2021)... Two-time All-State selection (2020-21).

EDGE / Ponte Vedra Beach, Fla. / Ponte Vedra



LAYNE SWAFFORD 45

Freshman / 6-2 / 239 **2023 WALK-ON**

Joined the Gators as a walk-on in the summer.

Safety / College Park, Ga. / Milton HS




BRYCE THORNTON 18

Freshman / 5-10 / 202 **2023 SIGNEE**

HIGH SCHOOL: Ranked a four-star recruit by Rivals... Rated the No. 15 safety in the country and the No. 24 player in Georgia by Rivals... Had 26 solo tackles, six pass breakups, and two interceptions this year... Two-way player his sophomore year with 340 rushing yards, two touchdowns and 18 tackles with 11 pass breakups and three interceptions... Led Milton to a 10-4 record and Georgia State Semifinal

appearance his senior year... Signed with Florida over Alabama, Clemson, Georgia, Florida State, Miami and Tennessee, among others... Dad, Bruce, played running back at Georgia, and was selected in the 4th round of the 1994 NFL Draft by the Dallas Cowboys.

Cornerback / Oviedo, Fla. / Oviedo HS / Laney CC



SEBASTIAN VARGAS

38

Sophomore / 6-0.5 / 187

2023 WALK-ON

2022 at Laney CC: Spent the 2022 part of the program... **HIGH SCHOOL:** Played high school football at Oviedo High School... Was selected to the all-state, all-conference and all-county teams... Previously attended Laney College... Originally from Colombia.

Wide Receiver / Dallas, Ga. / North Paulding HS



JACKSON WADE

83

Freshman / 5-11 / 167

2023 WALK-ON

Joined the Gators as a walk-on in the summer.

Running Back / Jacksonville, Fla. / Trinity Christian Academy



TREYAUN WEBB

20

Freshman / 5-11 / 211

2023 SIGNEE

HIGH SCHOOL: Ranked as a four-star recruit by Rivals... Rated as the No. 16 running back and the No. 207 player in the nation in the 2023 class by Rivals... Selected to the 2022 Super 11... Recorded 3,488 rushing yards and 48 touchdowns during his high school career... Rushed for 173 yards in the 2021 Class 2A state title game... Two-time State Champion... Chose Florida over Georgia, Florida State,

Miami, Michigan, Notre Dame and Ohio State, among others... Former high school teammates of Austin Barber and Marcus Burke... Cousin, Dee Webb, played at UF from 2003-05 and was drafted by the Jacksonville Jaguars in 2006.

Wide Receiver / Tampa, Fla. / Gaither HS



EUGENE WILSON

21

Freshman / 5-10 / 180

2023 SIGNEE

HIGH SCHOOL: Ranked as a consensus four-star recruit by 247Sports, ESPN, On3 and Rivals... Rated as the No. 31 player and a top-5 receiver in the 2023 class by On3... Invited to the 2023 Under Armour All-America Ga-me... Caught 40 passes for 764 yards and 11 touchdowns during his senior season... Started both ways his junior year with 925 yards and seven scores receiving and 23 total tackles, five pass

break ups and four interceptions on defense... Chose Florida over Alabama, Georgia, Florida State and Texas A&M, among others... Dad is a two-time Super Bowl Champion with the New England Patriots.



2022 RECAP

2022 FLORIDA FOOTBALL (6-7 overall, 3-5 SEC)

Date	Opponent	Score	Overall	SEC	Time	Attendance
9/3	Utah	29-26	1-0	0-0	3:27	90,799
9/10	Kentucky	16-26	1-1	0-1	3:36	89,993
9/17	South Florida	31-28	2-1	0-1	3:29	88,496
9/24	at Tennessee	33-38	2-2	0-2	3:50	101,916
10/2	Eastern Washington	52-17	3-2	0-2	3:08	72,462
10/8	Missouri	24-17	4-2	1-2	3:18	88,472
10/15	LSU	35-45	4-3	1-3	3:31	90,585
10/29	vs Georgia	20-42	4-4	1-4	3:40	75,868
11/5	at Texas A&M	41-24	5-4	2-4	3:29	97,797
11/12	South Carolina	38-6	6-4	3-4	3:30	89,454
11/19	at Vanderbilt	24-31	6-5	3-5	3:24	30,136
11/25	at Florida State	38-45	6-6	3-5	3:54	79,560
12/17	vs Oregon St. (Vegas Bowl)	3-30	6-7	3-5	3:10	29,750

SCORE BY QUARTERS

	1st	2nd	3rd	4th	OT	Total
Florida	106	105	68	105	0	384
Opponents	76	124	103	72	0	375

ALL PURPOSE

	G	Rush	Rec	PR	KOR	IR	Tot	Avg/G
Trevor Etienne	13	719	66	0	421	0	1206	92.8
Montrell Johnson Jr.	13	841	58	0	0	0	899	69.2
Ricky Pearsall	13	113	661	27	0	0	801	61.6
Anthony Richardson	12	654	0	0	0	0	654	54.2
Xzavier Henderson	11	0	410	108	111	0	629	57.2
Justin Shorter	9	0	577	0	0	0	577	64.1
Daejon Reynolds	8	0	244	0	0	0	244	30.5
Nay'Quan Wright	7	190	14	0	0	0	204	29.1
Keon Zipperer	8	0	177	0	0	0	177	22.1
Caleb Douglas	8	0	175	0	0	0	175	21.9
Thai Chiaoqhiao-Bowman	12	0	138	0	0	0	138	11.5
Lorenzo Lingard	10	75	22	0	0	0	97	9.7
Trent Whittemore	7	0	87	0	0	0	87	12.4
Dante Zanders	13	0	75	0	0	0	75	5.8
Jonathan Odom	9	0	69	0	0	0	69	7.7
Ja'Quavion Frazier	10	0	60	0	0	0	60	6.0
Jaydon Hill	9	0	0	0	0	54	54	6.0
Ja'Markis Weston	12	0	0	0	54	0	54	4.5
Kahleil Jackson	6	0	43	0	0	0	43	7.2
Jalen Kimber	13	0	0	0	0	39	39	3.0
Eddie Battle	1	32	0	0	0	0	32	32.0
Marcus Burke	8	0	30	0	0	0	30	3.8
Jack Miller III	1	13	0	0	0	0	13	13.0
Jalen Kitan	4	6	0	0	0	0	6	1.5
Carlson Joseph	1	5	0	0	0	0	5	5.0
Jordan Pouncey	11	0	4	0	0	0	4	0.4
Jason Marshall Jr.	13	0	0	-5	0	0	-5	-0.4
Jeremy Crawshaw	13	-10	0	0	0	0	-10	-0.8
TOTAL	13	2603	2910	130	586	93	6322	486.3
Opponents	13	2278	3065	96	449	125	6013	462.5

TEAM STATISTICS

	UF	OPP
SCORING	384	375
Pos Per Game	29.5	28.8
Pos Off Turnovers	70	42
FIRST DOWNS	260	296
Rushing	113	135
Passing	129	140
Penalty	18	21
RUSHING YARDAGE	2603	2278
Yards gained rushing	2843	2568
Yards lost rushing	240	290
Rushing Attempts	472	507
Average Per Rush	5.5	4.5
Average Per Game	200.2	175.2
TDs Rushing	29	29
PASSING YARDAGE	2910	3065
Comp-Att-Int	199-366-9	240-396-9
Average Per Pass	7.9	7.7
Average Per Catch	14.6	12.8
Average Per Game	223.8	235.8
TDs Passing	18	17
TOTAL OFFENSE	5513	5343
Total Plays	838	903
Average Per Play	6.6	5.9
Average Per Game	424.1	411
KICK RETURNS: #-Yards	27-586	21-449
PUNT RETURNS: #-Yards	16-130	12-96
INT RETURNS: #-Yards	9-93	9-125
KICK RETURN AVERAGE	21.7	21.4
PUNT RETURN AVERAGE	8.1	8
INT RETURN AVERAGE	10.3	13.9
FUMBLES-LOST	16-5	17-15
PENALTIES-Yards	89-651	73-577
Average Per Game	50.1	44.4
PUNTS-Yards	36-1678	40-1739
Average Per Punt	46.6	43.3
Net punt average	43.6	38.6
KICKOFFS-Yards	73-4621	77-4873
Average Per Kick	63.3	63.3
Net kick average	39.7	40.1
TIME OF POSSESSION/Game	29:03	30:57
3RD-DOWN Conversions	68/168	87/175
3rd-Down Pct	40%	50%
4TH-DOWN Conversions	15/34	10/23
4th-Down Pct	44%	43%
SACKS BY-Yards	23-148	16-96
MISC YARDS	0	0
TOUCHDOWNS SCORED	49	48
FIELD GOALS-ATTEMPTS	14-21	14-18
ON-SIDE KICKS	1-3	0-0
RED-ZONE SCORES	(39-52) 75%	(47-56) 84%
RED-ZONE TOUCHDOWNS	(31-52) 60%	(36-56) 64%
PAT-ATTEMPTS	(42-43) 98%	(43-44) 98%
ATTENDANCE	610,261	309,409
Games/Avg Per Game	7/87,180	4/77,352
Neutral Site Games	-	2/52,809

RUSHING	GP	Att	Gain	Loss	Net	Avg	TD	Long	Avg/G
Montrell Johnson Jr.	13	155	892	51	841	5.4	10	62	64.7
Trevor Etienne	13	118	730	11	719	6.1	6	85	55.3
Anthony Richardson	12	103	740	86	654	6.3	9	81	54.5
Nay'quan Wright	7	47	199	9	190	4.0	2	14	27.1
Ricky Pearsall	13	8	119	6	113	14.1	1	76	8.7
Lorenzo Lingard	10	10	75	0	75	7.5	1	20	7.5
Eddie Battle	1	2	32	0	32	16.0	0	26	32.0
Jack Miller III	1	13	45	32	13	1.0	0	15	13.0
Jalen Kitna	4	1	6	0	6	6.0	0	6	1.5
Carlson Joseph	1	2	5	0	5	2.5	0	4	5.0
Jeremy Crawshaw	13	1	0	10	-10	-10.0	0	0	-0.8
Team	13	12	0	35	-35	-2.9	0	0	-2.7
TOTAL	13	472	2843	240	2603	5.5	29	85	200.2
<i>Opponents</i>	<i>13</i>	<i>507</i>	<i>2568</i>	<i>290</i>	<i>2278</i>	<i>4.5</i>	<i>29</i>	<i>65</i>	<i>175.2</i>

PASSING	G	Effic	Cmp-Att-	Pct	Yds	TD	Lng	Avg/G
Anthony Richardson	12	131.0	176-327-9	53.8	2549	17	78	212.4
Jack Miller III	1	127.8	13-22-0	59.1	180	0	38	180.0
Jalen Kitna	4	203.6	10-14-0	71.4	181	1	62	45.3
Montrell Johnson Jr.	13	0.0	0-1-0	0.0	0	0	0	0.0
Team	13	0.0	0-2-0	0.0	0	0	0	0.0
TOTAL	13	132.5	199-366-9	54.4	2910	18	78	223.8
<i>Opponents</i>	<i>13</i>	<i>135.2</i>	<i>240-396-9</i>	<i>60.6</i>	<i>3065</i>	<i>17</i>	<i>73</i>	<i>235.8</i>

RECEIVING	G	No.	Yds	Avg	TD	Long	Avg/G
Xzavier Henderson	11	38	410	10.8	2	78	37.3
Ricky Pearsall	13	33	661	20.0	5	52	50.8
Justin Shorter	9	29	577	19.9	2	75	64.1
Keon Zipperer	8	13	177	13.6	1	44	22.1
Montrell Johnson Jr.	13	12	58	4.8	1	18	4.5
Daejon Reynolds	8	11	244	22.2	2	74	30.5
Dante Zanders	13	10	75	7.5	0	12	5.8
Caleb Douglas	8	10	175	17.5	2	62	21.9
Trevor Etienne	13	9	66	7.3	0	26	5.1
Jonathon Odom	9	7	69	9.9	2	21	7.7
Thai Chiaokhiao-Bowman	12	7	138	19.7	0	38	11.5
Ja'Quavion Frazier	10	5	60	12.0	1	19	6.0
Trent Whittemore	7	4	87	21.8	0	33	12.4
Marcus Burke	8	4	30	7.5	0	14	3.8
Jordan Pouncey	11	2	4	2.0	0	6	0.4
Lorenzo Lingard	10	2	22	11.0	0	15	2.2
Kahleil Jackson	6	2	43	21.5	0	23	7.2
Nay'Quan Wright	7	1	14	14.0	0	14	2.0
TOTAL	13	199	2910	14.6	18	78	223.8
<i>Opponents</i>	<i>13</i>	<i>240</i>	<i>3065</i>	<i>12.8</i>	<i>17</i>	<i>73</i>	<i>235.8</i>

TOTAL OFFENSE	G	Plays	Rush	Pass	Total	Avg/G
Anthony Richardson	12	430	654	2549	3203	266.9
Montrell Johnson Jr.	13	156	841	0	841	64.7
Trevor Etienne	13	118	719	0	719	55.3
Jack Miller III	1	35	13	180	193	193.0
Nay'Quan Wright	7	47	190	0	190	27.1
Jalen Kitna	4	15	6	181	187	46.8
Ricky Pearsall	13	8	113	0	113	8.7
Lorenzo Lingard	10	10	75	0	75	7.5
Eddie Battle	1	2	32	0	32	32.0
Carlson Joseph	1	2	5	0	5	5.0
Jeremy Crawshaw	13	1	-10	0	-10	-0.8
TOTAL	13	838	2603	2910	5513	424.1
<i>Opponents</i>	<i>13</i>	<i>903</i>	<i>2278</i>	<i>3065</i>	<i>5343</i>	<i>411.0</i>

PUNT RETURNS	No.	Yds	Avg	TD	Long
Xzavier Henderson	11	108	9.8	0	48
Ricky Pearsall	4	27	6.8	0	13
Jason Marshall Jr.	1	-5	-5.0	0	0
TOTAL	16	130	8.1	0	48
<i>Opponents</i>	<i>12</i>	<i>96</i>	<i>8.0</i>	<i>0</i>	<i>37</i>

INTERCEPTIONS	No.	Yds	Avg	TD	Long
Jaydon Hill	2	54	27.0	1	49
Amari Burney	2	0	0.0	0	0
Jalen Kimber	1	39	39.0	1	39
Gervon Dexter Sr.	1	0	0.0	0	0
Tre'Vez Johnson	1	0	0.0	0	0
Jason Marshall Jr.	1	0	0.0	0	0
Jadarrius Perkins	1	0	0.0	0	0
TOTAL	9	93	10.3	2	49
<i>Opponents</i>	<i>9</i>	<i>125</i>	<i>13.9</i>	<i>1</i>	<i>65</i>

KICK RETURNS	No.	Yds	Avg	TD	Long
Trevor Etienne	17	421	24.8	0	48
Xzavier Henderson	7	111	15.9	0	23
Ja'Markis Weston	3	54	18.0	0	22
TOTAL	27	586	21.7	0	48
<i>Opponents</i>	<i>21</i>	<i>449</i>	<i>21.4</i>	<i>0</i>	<i>34</i>

FUMBLE RETURNS	No.	Yds	Avg	TD	Long
Trey Dean III	2	8	4.0	0	8
Xzavier Henderson	2	0	0	0	0
Tre'Vez Johnson	2	0	0	0	0
Desmond Watson	1	8	8.0	0	8
Ventrell Miller	1	0	0	0	0
Amari Burney	1	0	0	0	0
Lloyd Summerall III	1	0	0	0	0
Jaydon Hill	1	0	0	0	0
Rashad Torrence II	1	0	0	0	0
Rocco Underwood	1	0	0	0	0
Shermaar James	1	0	0	0	0
Chris McClellan	1	0	0	0	0
TOTAL	15	16	1.1	0	8
<i>Opponents</i>	<i>5</i>	<i>47</i>	<i>9.4</i>	<i>1</i>	<i>47</i>

PASSING GAME-BY-GAME

#15 A. Richardson	Comp	Att	Int	Pct	Yards	TD	Long	Sack	Yds	Effic
Utah	17	24	0	70.8	168	0	23	0	0	129.6
Kentucky	14	35	2	40.0	143	0	28	1	8	62.9
South Fla.	10	18	2	55.6	112	0	33	1	4	85.6
Tennessee	22	44	1	78.6	453	2	44	1	4	151.5
E. Washington	8	10	1	80.0	240	2	75	0	0	327.6
Missouri	8	14	1	57.1	66	1	20	1	0	106.0
LSU	15	25	0	60.0	185	1	51	1	6	135.4
Georgia	18	37	0	48.6	271	1	78	3	29	119.1
Texas A&M	17	28	0	60.7	201	2	23	1	15	144.6
South Carolina	11	23	0	47.8	112	2	27	3	15	117.4
Vanderbilt	25	42	1	59.5	400	3	74	0	0	158.3
Florida State	9	27	1	33.3	198	3	52	1	1	124.2
TOTALS	176	327	9	53.8	2549	17	78	13	82	131.0

#10 J. Miller III	Comp	Att	Int	Pct	Yards	TD	Long	Sack	Yds	Effic
Oregon State	13	22	0	59.1	180	0	38	4	24	127.8
TOTALS	13	22	0	59.1	180	0	38	4	24	127.8

#11 J. Kitna	Comp	Att	Int	Pct	Yards	TD	Long	Sack	Yds	Effic
Eastern Washington	8	12	0	66.7	152	1	62	0	0	200.6
South Carolina	2	2	0	100.0	29	0	23	0	0	221.8
TOTALS	13	22	0	59.1	180	0	38	4	24	127.8

#2 M. Johnson Jr.	Comp	Att	Int	Pct	Yards	TD	Long	Sack	Yds	Effic
LSU	0	1	0	0.0	0	0	0	0	0	0.00
TOTALS	0	1	0	0.0	0	0	0	0	0	0.00

PUNTING	No.	Yds	Avg	Long	TB	FC	I20	50+	Blkd
Jeremy Crawshaw	35	1678	47.9	67	1	12	15	12	0
TOTAL	36	1678	46.6	67	1	12	15	12	1
<i>Opponents</i>	<i>42</i>	<i>1818</i>	<i>38.8</i>	<i>62</i>	<i>5</i>	<i>16</i>	<i>16</i>	<i>8</i>	<i>1</i>

KICKOFFS	No.	Yds	Avg	TB	OB	Retn	Net	YdLn
Adam Mihalek	41	2572	62.7	24	2			
Trey Smack	32	2049	64.0	18	0			
TOTAL	73	4621	63.3	42	2	21	39.7	25
<i>Opponents</i>	<i>76</i>	<i>4873</i>	<i>64.1</i>	<i>48</i>	<i>0</i>	<i>28</i>	<i>40.1</i>	<i>24</i>

|----- PATS -----|

SCORING	TD	FGs	Kick	Rush	Rcv	Pass	DXP	Saf	Pos
Adam Mihalek	-	14-21	42-43	-	-	-	-	-	84
Montrell Johnson Jr.	11	-	-	-	-	-	-	-	66
Anthony Richardson	9	-	-	-	-	2	-	-	54
Trevor Etienne	6	-	-	-	1	-	-	-	38
Ricky Pearsall	6	-	-	-	-	-	-	-	36
Caleb Douglas	2	-	-	-	-	-	-	-	12
Xzavier Henderson	2	-	-	-	-	-	-	-	12
Jonathon Odom	2	-	-	-	-	-	-	-	12
Daejon Reynolds	2	-	-	-	-	-	-	-	12
Justin Shorter	2	-	-	-	-	-	-	-	12
Nay'Quan Wright	2	-	-	-	-	-	-	-	12
Ja'Quavion Frazier	1	-	-	-	1	-	-	-	8
Jaydon Hill	1	-	-	-	-	-	-	-	6
Jalen Kimber	1	-	-	-	-	-	-	-	6
Lorenzo Lingard	1	-	-	-	-	-	-	-	6
Keon Zipperer	1	-	-	-	-	-	-	-	6
Team	-	-	-	-	-	-	-	1	2
TOTAL	49	14-21	42-43	0	2	2	0	1	384
<i>Opponents</i>	<i>48</i>	<i>14-18</i>	<i>43-44</i>	<i>0</i>	<i>1</i>	<i>1</i>	<i>0</i>	<i>0</i>	<i>375</i>

FIELD GOALS	FGM-FGA	Pct	1-19	20-29	30-39	40-49	50+	Lg	Blk
Adam Mihalek	14-21	66.7	0-0	4-5	4-5	3-5	3-6	52	2

FG SEQUENCE	Florida	OPPONENTS
Utah	-	(43), (31)
Kentucky	(39), (50)	(24), 38, (26)
South Fla.	(31)	(22), (49), 49
Tennessee	50	(32)
E. Washington	(36), 46	(44)
Missouri	(37), 50, 47	(28)
LSU	-	(47)
UGA	(52), (26)	-
Texas A&M	(50), (24), 28	(24)
South Carolina	(28), 36	-
Vanderbilt	(26), (44)	(27)
Florida State	(41)	37, (46)
Oregon State	52, (40)	(27), 33

Numbers in parentheses indicate FG was made.

RUSHING GAME-BY-GAME

	No-Yds/TD	Utah	UK	USF	UT	EWU	MIZ	LSU	UGA	TA&M	USC	Vandy	FSU	OSU
Montrell Johnson Jr.	155-841/10	12-75/1	7-62/0	6-103/1	8-18/1	5-24/1	8-86/1	13-57/2	11-24/0	22-100/1	24-161/1	11-32/0	17-85/1	11-14/0
Trevor Etienne	118-719/6	5-64/0	9-46/1	8-56/1	9-35/0	4-22/0	10-83/0	8-28/1	11-53/1	17-80/0	8-100/1	4-9/0	17-129/1	8-14/0
Anthony Richardson	103-654/9	11-106/3	6-4/0	7-24/0	17-62/2	1-45/0	5-45/0	9-109/1	11-19/0	7-78/2	15-96/1	4-25/0	10-41/0	DNP
Nay'Quan Wright	47-190/2	10-39/0	8-24/0	6-37/1	8-26/0	7-27/1	5-22/0	DNP	DNP	DNP	3-15/0	DNP	DNP	DNP
Jack Miller III	13-13/0	DNP	DNP	DNP	DNP	DNP	DNP	DNP	DNP	DNP	DNP	DNP	DNP	13-13/0
Lorenzo Lingard	10-75/1	-	-	-	-	5-45/1	-	3-16/0	1-4/0	-	1-10/0	DNP	DNP	DNP
Ricky Pearsall	8-113/1	-	-	-	-	1-76/1	-	-	-	3-34/0	1-7/0	1--3/0	1-1/0	1--2/0
Eddie Battle	2-32/0	DNP	DNP	DNP	DNP	2-32/0	DNP	DNP	DNP	DNP	DNP	DNP	DNP	DNP
Carlton Joseph	2-5/0	DNP	DNP	DNP	DNP	2-5/0	DNP	DNP	DNP	DNP	DNP	DNP	DNP	DNP
Jeremy Crawshaw	1--10/0	-	-	-	-	-	-	-	-	-	1--10/0	-	-	-

RECEIVING GAME-BY-GAME

	No-Yds/TD	Utah	UK	USF	UT	EWU	MIZ	LSU	UGA	TA&M	USC	Vandy	FSU	OSU
Xzavier Henderson	38-410/2	6-41/0	6-50/0	3-3/0	4-68/0	2-40/1	2-8/0	4-42/0	5-110/1	4-33/0	2-15/0	DNP	DNP	-
Ricky Pearsall	33-661/5	4-67/0	2-39/0	1-14/0	5-103/1	1-22/0	1-9/1	2-49/0	3-38/0	3-65/0	1-15/1	1-27/0	5-148/2	4-65/0
Justin Shorter	29-577/2	2-25/0	2-26/0	2-33/0	7-155/0	1-75/1	1-20/0	3-71/1	3-66/0	DNP	DNP	8-106/0	DNP	DNP
Keon Zipperer	13-177/1	1-7/0	2-21/0	2-33/0	3-62/1	2-47/0	1-5/0	1-6/0	-	DNP	DNP	DNP	DNP	DNP
Montrell Johnson Jr.	12-58/1	1-14/0	1-3/0	-	-	1-1/0	1-5/0	2-5/0	1-7/0	2-20/0	1-6/0	1-3/1	-	1--6/0
Daejon Reynolds	11-244/2	1-5/0	-	DNP	-	2-74/0	-	DNP	DNP	DNP	-	8-165/2	-	DNP
Caleb Douglas	10-175/2	DNP	DNP	DNP	DNP	1-62/1	DNP	-	-	3-25/1	3-53/0	1-10/0	-	2-25/0
Dante Zanders	10-75/0	-	1-4/0	-	2-18/0	-	1-12/0	1-4/0	1-4/0	1-8/0	1-11/0	1-3/0	1-11/0	-
Trevor Etienne	9-66/0	2-9/0	-	-	-	1-1/0	-	1-1/0	3-20/0	-	-	1-26/0	-	1-9/0
Thai Chiaokhiao-Bowman	7-138/0	-	-	-	1-16/0	-	-	-	1-12/0	-	-	3-57/0	DNP	2-53/0
Jonathon Odom	7-69/2	DNP	DNP	-	-	-	-	DNP	DNP	-	2-6/1	-	3-39/1	2-24/0
Ja'Quavion Fraziers	5-60/1	-	-	-	-	-	-	-	-	4-50/1	DNP	DNP	DNP	1-10/0
Trent Whittemore	4-87/0	-	-	1-33/0	2-31/0	1-23/0	-	DNP	DNP	DNP	-	DNP	DNP	DNP
Marcus Burke	4-30/0	-	DNP	DNP	DNP	-	1-7/0	-	1-14/0	-	1-6/0	1-3/0	DNP	DNP
Kahleil Jackson	2-43/0	-	-	DNP	DNP	1-20/0	DNP	DNP	DNP	DNP	1-23/0	DNP	-	-
Lorenzo Lingard	2-22/0	-	-	-	-	1-15/0	-	1-7/0	-	-	-	DNP	DNP	DNP
Jordan Pouncey	2-4/0	-	-	DNP	DNP	1--2/0	-	-	-	-	1-6/0	-	-	-
Nay'Quan Wright	1-14/0	-	-	-	-	1-14/0	-	DNP	DNP	DNP	-	DNP	DNP	DNP

PUNT RETURNS GAME-BY-GAME

	No-Yds/TD	Utah	UK	USF	UT	EWU	MIZ	LSU	UGA	TA&M	USC	Vandy	FSU	OSU
Xzavier Henderson	11-108	-	2-1	-	-	3-23	1-48	-	1-12	2-35	2--11	DNP	DNP	-
Ricky Pearsall	4-27	-	-	-	-	-	-	-	-	-	1-11	-	2-17	1--1
Jason Marsahll Jr.	1--5	-	-	-	-	-	-	-	-	-	-	1--5	-	-

KICK RETURNS GAME-BY-GAME

	No-Yds/TD	Utah	UK	USF	UT	EWU	MIZ	LSU	UGA	TA&M	USC	Vandy	FSU	OSU
Trevor Etienne	17-421	-	2-30	-	-	1-24	-	3-100	2-48	-	-	2-41	3-87	4-91
Xzavier Henderson	7-111	3-49	1-18	-	3-44	-	-	-	-	-	-	DNP	DNP	-
Ja'Markis Weston	3-54	2-32	1-22	-	DNP	-	-	-	-	-	-	-	-	-

INTERCEPTION RETURNS GAME-BY-GAME

	No-Yds	UTAH	UK	USF	UT	EWU	MU	LSU	UGA	TAMU	SC	VANDY	FSU	OSU
Amari Burney	2-0	1-0	-	-	-	-	-	-	1-0	-	-	-	-	-
Jaydon Hill	2-54	DNP	DNP	DNP	DNP	-	2-54	-	-	-	-	-	-	-
Gervon Dexter Sr.	1-0	-	1-0	-	-	-	-	-	-	-	-	-	-	-
Jason Marshall Jr.	1-0	-	-	-	-	-	-	-	-	-	-	1-0	-	-
Tre'Vez Johnson	1-0	-	-	1-0	-	-	-	-	-	-	-	-	-	DNP
Jadarrius Perkins	1-0	-	-	-	-	-	-	-	1-0	-	-	-	DNP	-
Jalen Kimber	1-39	-	-	1-39	-	-	-	-	-	-	-	-	-	-

FUMBLE RETURNS GAME-BY-GAME

	No-Yds	UTAH	UK	USF	UT	EWU	MU	LSU	UGA	TAMU	SC	VANDY	FSU	OSU
Trey Dean III	2-8	-	-	-	-	DNP	-	-	1-0	-	1-8	-	-	-
Xzavier Henderson	2-0	-	-	-	-	1-0	1-0	-	-	-	-	DNP	DNP	-
Tre'Vez Johnson	2-0	-	-	-	1-0	-	-	-	-	-	-	-	1-0	DNP
Desmond Watson	1-8	-	-	-	-	-	-	-	-	-	1-8	-	-	-
Amari Burney	1-0	-	-	-	-	-	-	-	-	1-0	-	-	-	-
Shemar James	1-0	-	1-0	-	-	-	-	-	-	-	-	-	-	-
Chris McClellan	1-0	-	-	-	-	-	-	-	-	1-0	-	-	-	-
Rashad Torrence II	1-0	-	-	-	-	-	-	-	-	-	1-0	-	DNP	-
Jaydon Hill	1-0	DNP	DNP	DNP	DNP	-	-	-	-	-	-	1-0	-	-
Rocco Underwood	1-0	-	-	-	-	-	-	1-0	-	-	-	-	-	-
Ventrell Miller	1-0	-	-	DNP	1-0	-	-	-	-	-	-	-	-	DNP
Lloyd Summerall III	1-0	-	-	-	-	-	-	-	DNP	1-0	-	-	-	DNP

GAME-BY-GAME STARTERS // OFFENSE

Game	LT	LG	C	RG	RT	QB	RB	TE	WR	WR	UTIL
Utah	R.Gouraiage	E. White	K. Equakun	O. Torrence	M. Tarquin	A. Richardson	N. Wright	D. Zanders	X. Henderson	R. Pearsall	J. Shorter (WR)
Kentucky	R.Gouraiage	E. White	K. Equakun	O. Torrence	M. Tarquin	A. Richardson	N. Wright	K. Zipperer	X. Henderson	R. Pearsall	J. Shorter (WR)
USF	R. Gouraiage	E. White	K. Equakun	O. Torrence	A. Barber	A. Richardson	N. Wright	K. Zipperer	X. Henderson	J. Shorter	D. Zanders (TE)
at Tennessee	R. Gouraiage	E. White	K. Equakun	O. Torrence	A. Barber	A. Richardson	N. Wright	K. Zipperer	X. Henderson	R. Pearsall	J. Shorter (WR)
Eastern Washington	R. Gouraiage	E. White	K. Equakun	O. Torrence	A. Barber	A. Richardson	M. Johnson Jr.	K. Zipperer	X. Henderson	J. Shorter	D. Zanders (TE)
Missouri	R. Gouraiage	E. White	K. Equakun	O. Torrence	A. Barber	A. Richardson	M. Johnson Jr.	K. Zipperer	X. Henderson	R. Pearsall	J. Shorter (WR)
LSU	R. Gouraiage	E. White	K. Equakun	R. Leonard IV	A. Barber	A. Richardson	M. Johnson Jr.	K. Zipperer	X. Henderson	J. Shorter	D. Zanders (TE)
Georgia	R. Gouraiage	E. White	K. Equakun	O. Torrence	M. Tarquin	A. Richardson	M. Johnson Jr.	K. Zipperer	X. Henderson	R. Pearsall	J. Shorter (WR)
at Texas A&M	R. Gouraiage	E. White	K. Equakun	O. Torrence	M. Tarquin	A. Richardson	M. Johnson Jr.	D. Zanders	X. Henderson	R. Pearsall	J. Fraziers (WR)
South Carolina	R. Gouraiage	E. White	K. Equakun	O. Torrence	M. Tarquin	A. Richardson	M. Johnson Jr.	D. Zanders	X. Henderson	R. Pearsall	C. Douglas (WR)
at Vanderbilt	R. Gouraiage	E. White	K. Equakun	O. Torrence	M. Tarquin	A. Richardson	M. Johnson Jr.	D. Zanders	J. Shorter	R. Pearsall	M. Burke(WR)
at FSU	R. Gouraiage	E. White	K. Equakun	O. Torrence	M. Tarquin	A. Richardson	M. Johnson Jr.	D. Zanders	D. Reynolds	R. Pearsall	C. Douglas (WR)
Oregon State	R. Gouraiage	E. White	K. Equakun	K. Waites	M. Tarquin	J. Miller III	M. Johnson Jr.	D. Zanders	X. Henderson	R. Pearsall	C. Douglas (WR)

GAME-BY-GAME STARTERS // DEFENSE

Game	DE	NT	DT	JACK	LB	LB	CB	CB	SS	FS	UTIL
Utah	P. Umanmielen	J. Lee	G. Dexter Sr.	B. Cox Jr.	V. Miller	S. James	J. Marshall Jr.	A. Helm	T. Dean III	R. Torrence II	A. Burney (STAR)
Kentucky	P. Umanmielen	J. Lee	G. Dexter Sr.	B. Cox Jr.	V. Miller	S. James	J. Marshall Jr.	A. Helm	T. Dean III	R. Torrence II	A. Burney (STAR)
South Florida	P. Umanmielen	J. Lee	G. Dexter Sr.	B. Cox Jr.	S. James	A. Burney	J. Marshall Jr.	A. Helm	T. Dean III	R. Torrence II	T. Johnson(STAR)
at Tennessee	P. Umanmielen	D. Watson	G. Dexter Sr.	B. Cox Jr.	V. Miller	A. Burney	J. Marshall Jr.	A. Helm	T. Dean III	R. Torrence II	T. Johnson (STAR)
EWU	J. Boone	D. Watson	G. Dexter Sr.	B. Cox Jr.	V. Miller	A. Burney	J. Marshall Jr.	J. Hill	K. Wilson	R. Torrence II	T. Johnson (STAR)
Missouri	P. Umanmielen	D. Watson	G. Dexter Sr.	B. Cox Jr.	V. Miller	A. Burney	J. Marshall Jr.	J. Hill	T. Dean III	R. Torrence II	T. Johnson (STAR)
LSU	J. Boone	D. Watson	G. Dexter Sr.	B. Cox Jr.	V. Miller	A. Burney	J. Marshall Jr.	J. Hill	T. Dean III	R. Torrence II	T. Johnson (STAR)
Georgia	P. Umanmielen	D. Watson	G. Dexter Sr.	B. Cox Jr.	V. Miller	A. Burney	J. Marshall Jr.	J. Hill	T. Dean III	R. Torrence II	T. Johnson (STAR)
at Texas A&M	P. Umanmielen	D. Watson	G. Dexter Sr.	A. Powell-Ryland Jr.	V. Miller	A. Burney	J. Marshall Jr.	J. Hill	T. Dean III	R. Torrence II	T. Johnson (STAR)
South Carolina	P. Umanmielen	D. Watson	G. Dexter Sr.	A. Powell-Ryland Jr.	V. Miller	A. Burney	J. Marshall Jr.	J. Hill	T. Dean III	R. Torrence II	M. Mitchell (STAR)
at Vanderbilt	P. Umanmielen	D. Watson	G. Dexter Sr.	A. Powell-Ryland Jr.	V. Miller	A. Burney	J. Marshall Jr.	J. Hill	T. Dean III	R. Torrence II	T. Johnson (STAR)
at Florida State	P. Umanmielen	D. Watson	G. Dexter Sr.	A. Powell-Ryland Jr.	D. Wingo	A. Burney	J. Marshall Jr.	J. Hill	T. Dean III	K. Wilson	T. Johnson (STAR)
vs. Oregon State	P. Umanmielen	D. Watson	G. Dexter Sr.	A. Powell-Ryland Jr.	D. Wingo	S. James	J. Marshall Jr.	J. Hill	T. Dean III	R. Torrence II	A. Burney (STAR)

DEFENSIVE LEADERS	GP-GS	Tackles			TFL/Yds	Sacks No-Yards	Pass Def		Fumbles			Blkd Kick	Saf
		Solo	Ast	Total			Int-Yds	BrUp	QBH	Rcv-Yds	FF		
22 Torrence II, R.	12-12	50	34	84		.	.	1	1	1-0	1	.	.
0 Dean III, T.	12-12	47	34	81	4.5-6	0.5-0	.	4	1	2-8	.	.	.
2 Burney, A.	13-13	41	38	79	9-36	4-24	2-0	4	4	1-0	2	.	.
51 Miller, V.	11-10	34	40	74	8.5-16	.	.	2	7	1-0	2	.	.
9 Dexter Sr, G.	13-13	23	32	55	4-9	2-6	1-0	1	4
6 James, S.	13-4	18	29	47	2-9	2-9	.	.	3	1-0	1	.	.
33 Umanmielen, P.	13-11	16	23	39	9.5-60	4.5-45	.	.	5	.	2	.	.
5 Wilson, K.	13-2	19	20	39	1.5-3	.	.	1	.	.	1	.	.
1 Cox Jr., B.	8-8	15	20	35	8-28	2-14	.	1	9
52 Powell-Ryland Jr., A.	13-5	11	18	29	6-22	3-16	.	1	4	.	3	.	.
3 Marchal Jr., J.	13-13	20	9	29	1-2	.	1-0	8	1
16 Johnson, T.	12-9	21	5	26	2-5	.	1-0	2	.	2-0	.	.	.
21 Watson, D.	13-10	8	17	25	1.5-3	1-8	1	.	.
23 Hill, J.	9-9	16	8	24	0.5-1	0.5-1	2-54	2	.	1-0	.	.	.
15 Wingo, D.	12-2	8	16	24	2-22	2-22	.	.	2
12 Boone, J.	13-2	11	13	24	1-7	1-7	.	.	1
7 McClellan, C.	13-0	7	16	23	2.5-6	1.5-4	.	.	1	1-0	.	.	.
94 Sapp, T.	13-0	8	12	20	0.5-1	.	.	.	2
13 McMillon, D.	12-0	12	8	20	1-5
10 Mitchell, M.	13-1	8	7	15	1-2	1	.	.
17 Williams, S.	9-0	5	9	14	1
27 Perkins, J.	12-0	12	2	14	2-5	.	1-0
8 Kimber, J.	13-0	8	5	13	.	.	1-39	1
11 Young, J.	10-0	4	6	10	.	.	.	1	.	.	.	1	.
92 Lee, J.	12-3	.	8	8	0.5-0
24 Helm, A.	10-4	4	4	8	.	.	.	1
28 Moore, D.	5-0	4	2	6
99 Summerall II, L.	11-0	2	4	6	0.5-0	1-0	.	.	.
16 Chiaokhiao-Bowman, T.	12-9	2	1	3
44 Pyburn, J.	8-0	3	.	3
15 Richardson, A.	12-12	3	.	3
30 Black, D.	4-0	3	.	3	1-4	.	.	.	1
25 Pouncey, E.	3-0	2	.	2
14 Borders, C.	12-0	.	2	2
4 Reese, D.	13-0	1	1	2
95 Lyons, J.	3-0	.	2	2
66 Humphries, J.	4-0	.	2	2
26 Wilcoxson, K.	2-0	2	.	2	1
49 Mihalek, A.	13-0	1	.	1
82 Weston, J.	12-0	.	1	1
0 Fraziers, J.	10-1	1	.	1
20 Collier Jr., C.	4-0	1	.	1
90 Thomas Jr., C.	1-0	.	1	1
4 Shorter, J.	9-9	1	.	1
5 Wright, N.	7-4	1	.	1
86 Pouncey, J.	11-0	.	1	1
26 Crawshaw, J.	13-0	1	.	1
42 Underwood, R.	13-0	.	1	1	1-0	.	.	.
45 Ortiz, M.	1-0	.	1	1
3 Henderson, X.	11-11	2-0	.	.	.
TOTAL	13	454	452	906	70-252	23-148	9-93	30	48	15-16	14	1	1
<i>Opponents</i>	<i>13</i>	<i>408</i>	<i>424</i>	<i>832</i>	<i>59-204</i>	<i>9-125</i>	<i>9-125</i>	<i>31</i>	<i>52</i>	<i>5-47</i>	<i>8</i>	<i>3</i>	<i>0</i>

TACKLES-FOR-LOSS GAME-BY-GAME

	UA-A	TOT	UTAH	UK	USF	UT	EWU	MIZ	LSU	UGA	TAMU	SC	VANDY	FSU	OSU
Princely Umanmielen	8-3	9.5	-	-	1.0-1	-	1.0-16	3.0-14	-	-	2.0-11	0.5-3	0.5-2	0.5-2	1.0-11
Amari Burney	7-4	9.0	-	1.0-10	-	2.5-10	1.0-5	0.5-1	-	1.0-5	-	0.5-1	1.5-2	1.0-2	-
Ventrell Miller	7-3	8.5	0.5-1	1.0-2	DNP	-	-	2.0-3	1.0-1	-	1.0-4	2.0-2	0.5-1	0.5-2	DNP
Brenton Cox Jr.	7-2	8.0	0.5-0	-	1.0-1	0.5-1	2.0-9	3.0-9	1.0-8	-	DNP	DNP	DNP	DNP	DNP
Antwaun Powell-Ryland Jr.	5-2	6.0	-	-	0.5-0	-	-	-	-	0.5-1	2.0-6	1.0-7	1.0-2	1.0-6	-
Trey Dean III	4-1	4.5	1.0-2	1.5-1	-	-	DNP	-	-	1.0-2	-	-	-	1.0-1	1.0-1
Gervon Dexter Sr.	3-2	4.0	-	0.5-1	-	-	-	1.0-1	1.0-8	-	-	0.5-4	-	-	-
Chris McClellan	1-3	2.5	-	-	-	0.5-1	-	1.0-3	-	0.5-1	-	-	0.5-1	-	-
Jadarrius Perkins	2-0	2.0	-	-	-	-	1.0-3	1.0-2	-	-	-	-	-	DNP	-
Tre'Vez Johnson	2-0	2.0	-	-	-	-	-	1.0-3	-	-	-	1.0-2	-	-	DNP
Derek Wingo	2-0	2.0	-	-	-	DNP	-	-	-	-	-	1.0-10	-	-	1.0-12
Shemar James	2-0	2.0	-	-	-	1.0-6	-	-	-	-	-	-	-	1.0-3	-
Desmond Watson	1-1	1.5	-	-	1.0-2	-	-	-	-	-	-	0.5-1	-	-	-
Kamari Wilson	0-3	1.5	-	-	-	0.5-1	-	-	-	-	-	-	0.5-1	0.5-1	-
Donovan McMillon	1-0	1.0	-	-	-	-	-	-	-	-	1.0-5	-	-	-	DNP
Justin Boone	1-0	1.0	-	1.0-7	-	-	-	-	-	-	-	-	-	-	-
Miguel Mitchel	1-0	1.0	-	-	-	-	1.0-2	-	-	-	-	-	-	-	-
Diwan Black	1-0	1.0	-	-	DNP	-	1.0-4	DNP	DNP	DNP	DNP	DNP	DNP	DNP	DNP
Jason Marshall Jr.	1-0	1.0	-	-	-	-	-	-	-	-	-	-	-	1.0-2	-
Jaydon Hill	0-1	0.5	DNP	DNP	DNP	DNP	-	-	-	-	-	-	0.5-1	-	-
Jalen Lee	0-1	0.5	-	-	-	-	-	0.5-0	-	-	-	-	-	-	DNP
Tyreek Sapp	0-1	0.5	-	-	0.5-1	-	-	-	-	-	-	-	-	-	-
Lloyd Summerall III	0-1	0.5	-	-	-	-	-	-	-	DNP	-	-	-	0.5-0	DNP

SACKS GAME-BY-GAME

	UA-A	TOT	UTAH	UK	USF	UT	EWU	MIZ	LSU	UGA	TAMU	SC	VANDY	FSU	OSU
Princely Umanmielen	4-1	4.5	-	-	-	-	1.0-16	1.0-6	-	-	1.0-9	0.5-3	-	-	1.0-11
Amari Burney	4-0	4.0	-	1.0-10	-	2.0-9	1.0-5	-	-	-	-	-	-	-	-
Antwaun Powell-Ryland Jr.	3-0	3.0	-	-	-	-	-	-	-	-	1.0-3	1.0-7	-	1.0-6	-
Brenton Cox Jr.	2-0	2.0	-	-	-	-	-	1.0-6	1.0-8	-	DNP	DNP	DNP	DNP	DNP
Shemar James	2-0	2.0	-	-	-	1.0-6	-	-	-	-	-	-	-	1.0-3	-
Derek Wingo	2-0	2.0	-	-	-	DNP	-	-	-	-	-	1.0-10	-	-	1.0-12
Gervon Dexter Sr.	1-2	2.0	-	0.5-1	-	-	-	1.0-1	-	-	-	0.5-4	-	-	-
Chris McClellan	1-1	1.5	-	-	-	-	-	1.0-3	-	-	-	-	0.5-1	-	-
Justin Boone	1-0	1.0	-	1.0-7	-	-	-	-	-	-	-	-	-	-	-
Trey Dean III	0-1	0.5	-	0.5-0	-	-	DNP	-	-	-	-	-	-	-	-
Jaydon Hill	0-1	0.5	DNP	DNP	DNP	DNP	-	-	-	-	-	-	0.5-1	-	-

TACKLES GAME-BY-GAME

	UA-A	TOT	UTAH	UK	USF	UT	EWU	MIZ	LSU	UGA	TAMU	SC	VANDY	FSU	OSU
Rashad Torrence II	50-34	84	5-2	4-3	2-6	11-2	5-5	1-3	4-2	6-5	3-2	2-0	3-0	DNP	4-4
Trey Dean III	47-34	81	6-6	4-5	6-3	3-3	DNP	6-1	2-2	3-2	6-1	1-0	3-5	4-5	3-1
Amari Burney	41-38	79	6-1	1-3	3-2	7-1	3-1	2-6	4-4	4-3	-	1-3	4-6	3-3	3-5
Ventrell Miller	34-40	74	3-6	2-4	DNP	4-2	0-8	10-1	5-4	0-5	3-1	4-0	3-8	0-1	DNP
Gervon Dexter Sr.	23-32	55	2-3	3-4	-	1-0	1-3	3-1	5-3	2-2	3-3	0-3	1-5	1-1	1-4
Shemar James	18-29	47	0-4	1-6	1-2	3-0	0-8	2-0	1-0	1-3	1-0	2-1	0-2	2-0	4-3
Princely Umanmielen	19-20	39	0-3	3-1	1-3	1-0	1-2	4-2	-	1-0	2-1	0-2	1-4	1-5	1-0
Brenton Cox Jr.	15-20	35	3-7	0-2	5-4	0-1	2-1	3-2	2-1	0-2	DNP	DNP	DNP	DNP	DNP
Jason Marshall Jr.	20-9	29	1-0	1-1	3-0	1-0	1-0	-	1-0	3-3	3-1	1-0	2-1	3-1	0-2
Antwaun Powell-Ryland Jr.	11-18	29	1-1	0-1	1-2	0-1	-	-	-	1-3	3-3	1-0	3-3	1-2	0-2
Tre'Vez Johnson	21-5	26	3-0	1-1	2-1	2-0	1-0	3-1	2-1	3-0	2-0	1-0	-	1-1	DNP
Desmond Watson	8-17	25	1-1	-	2-1	0-3	-	-	0-1	2-1	-	1-2	1-2	1-4	0-2
Jaydon Hill	16-8	24	DNP	DNP	DNP	DNP	1-3	3-0	5-1	1-1	-	3-0	2-2	0-1	1-0
Justus Boone	11-13	24	-	2-0	2-1	1-0	1-3	0-1	3-1	0-1	0-2	0-1	1-2	-	1-1
Derek Wingo	8-16	24	-	-	-	DNP	0-4	-	-	0-1	1-0	1-1	1-5	1-1	4-4
Chris McClellan	7-16	23	-	-	0-3	2-2	0-1	2-1	1-1	0-3	-	0-1	0-2	1-1	1-1
Donovan McMillon	12-8	20	1-1	0-1	-	1-0	3-2	-	1-0	0-2	2-0	3-0	-	1-2	DNP
Tyreak Sapp	8-12	20	0-3	1-2	1-1	1-0	1-2	0-1	1-1	-	-	2-0	1-1	-	0-1
Miguel Mitchell	8-7	15	-	-	3-0	-	2-2	1-0	0-1	-	-	0-3	1-0	1-0	0-1
Jardarius Perkins	12-2	14	1-1	1-1	1-0	-	1-0	3-0	-	1-0	2-0	-	-	DNP	2-0
Scooby Williams	5-9	14	-	0-1	1-3	1-0	1-2	-	DNP	1-2	DNP	DNP	DNP	0-1	1-0
Jalen Kimber	8-5	13	1-1	-	1-2	-	-	2-0	-	1-1	2-0	1-1	-	-	-
Jordan Young	6-4	10	DNP	DNP	2-0	-	0-1	DNP	-	-	-	0-1	0-1	1-0	1-3
Avery Helm	4-4	8	0-1	2-0	1-1	-	-	0-1	0-1	-	1-0	-	DNP	DNP	DNP
Jalen Lee	0-8	8	0-1	-	-	-	0-4	0-1	-	0-1	-	0-1	-	-	-
Devin Moore	4-2	6	1-0	1-1	1-0	1-0	0-1	DNP	DNP	DNP	DNP	DNP	DNP	DNP	DNP
Llyod Summerall III	2-4	6	-	-	-	-	2-0	-	0-1	DNP	-	-	-	0-3	DNP
Jack Pyburn	3-0	3	DNP	DNP	DNP	DNP	1-0	1-0	-	-	-	DNP	-	-	1-0
Anthony Richardson	3-0	3	1-0	1-0	1-0	-	-	-	-	-	-	-	-	-	DNP
Diwun Black	3-0	3	-	-	DNP	-	3-0	DNP	DNP	DNP	DNP	DNP	DNP	DNP	DNP
Thai Chiaokhiao-Bowman	2-1	3	-	-	-	-	-	-	-	1-1	1-0	-	-	DNP	-
Kamar Wilcoxson	2-0	2	DNP	-	DNP	DNP	2-0	DNP	DNP	DNP	DNP	DNP	DNP	DNP	DNP
Ethan Pouncey	2-0	2	DNP	-	DNP	DNP	-	DNP	DNP	DNP	DNP-	2-0	DNP	DNP	DNP
David Reese	1-1	2	0-1	-	-	1-0	-	-	-	-	-	-	-	-	-
Jaelin Humphries	0-2	2	DNP	-	0-1	DNP	0-1	DNP	DNP	DNP	DNP	-	DNP	DNP	DNP
Chief Borders	0-2	2	-	-	-	-	-	-	-	0-1	-	0-1	-	-	DNP
Jamari Lyons	0-2	2	DNP	DNP	-	DNP	0-1	DNP	DNP	DNP	DNP	DNP	DNP	DNP	DNP
Nay'quan Wright	1-0	1	-	-	-	-	1-0	-	DNP	DNP	DNP	-	DNP	DNP	DNP
Ja'Quavion Frazier	1-0	1	-	-	-	-	1-0	-	-	-	-	DNP	DNP	DNP	-
Adam Mihalek	1-0	1	-	-	-	-	-	-	-	-	-	-	1-0	-	-
Justin Shorter	1-0	1	-	1-0	-	-	-	-	-	-	DNP	DNP	-	DNP	DNP
Jeremy Crawshaw	1-0	1	-	-	-	-	-	-	-	-	-	1-0	-	-	-
Corey Collier Jr.	1-0	1	-	-	DNP	DNP	1-0	DNP	DNP	DNP	DNP	DNP	DNP	-	DNP
Marco Ortiz	0-1	1	0-1	DNP	DNP	DNP	DNP	DNP	DNP	DNP	DNP	DNP	DNP	DNP	DNP
Ja'Markis Weston	0-1	1	-	-	-	DNP	-	-	-	-	-	-	-	0-1	-
Jordan Pouncey	0-1	1	-	-	DNP	DNP	-	-	-	-	-	-	-	-	0-1
Chris Thomas Jr.	0-1	1	DNP	DNP	DNP	DNP	0-1	DNP	DNP	DNP	DNP	DNP	DNP	DNP	DNP
Rocco Underwood	0-1	1	-	-	-	-	-	-	-	0-1	-	-	-	-	-

FLORIDA GAMES PLAYED

	Name	GP/GS	UTAH	UK	USF	UT	EWU	MU	LSU	UGA	A&M	USC	Vandy	FSU	OSU
0	Trey Dean III	12/12	START	START	START	START	...	START	START	START	START	START	START	START	START
0	Ja'Quavion Frazier	10/1	XXX	XXX	XXX	XXX	XXX	XXX	XXX	XXX	START	XXX
1	Ricky Pearsall	13/10	START	START	XXX	START	XXX	START	XXX	START	START	START	START	START	START
2	Amari Burney	13/13	START	START	START	START	START	START	START	START	START	START	START	START	START
2	Montrell Johnson Jr.	13/9	XXX	XXX	XXX	XXX	START	START	START	START	START	START	START	START	START
3	Xzavier Henderson	11/11	START	START	START	START	START	START	START	START	START	START	START
3	Jason Marshall Jr.	13/13	START	START	START	START	START	START	START	START	START	START	START	START	START
4	David Reese	13/0	XXX	XXX	XXX	XXX	XXX	XXX	XXX	XXX	XXX	XXX	XXX	XXX	XXX
4	Justin Shorter	9/9	START	START	START	START	START	START	START	START	START	...	START
5	Nay'Quan Wright	7/4	START	START	START	START	XXX	XXX	XXX
5	Kamari Wilson	13/2	XXX	XXX	XXX	XXX	START	XXX	XXX	XXX	XXX	XXX	XXX	START	XXX
6	Shemar James	13/4	START	START	START	XXX	XXX	XXX	XXX	XXX	XXX	XXX	XXX	XXX	START
7	Trevor Etienne	13/0	XXX	XXX	XXX	XXX	XXX	XXX	XXX	XXX	XXX	XXX	XXX	XXX	XXX
7	Chris McClellan	13/0	XXX	XXX	XXX	XXX	XXX	XXX	XXX	XXX	XXX	XXX	XX	XXX	XXX
8	Jalen Kimber	13/0	XXX	XXX	XXX	XXX	XXX	XXX	XXX	XXX	XXX	XXX	XXX	XXX	XXX
8	Daejon Reynolds	8/1	XXX	XXX	...	XXX	XXX	XXX	XXX	XXX	START	...
9	Gervon Dexter Sr.	13/13	START	START	START	START	START	START	START	START	START	START	START	START	START
9	Keon Zipperer	8/7	XXX	START	START	START	START	START	START	START
10	Jack Miller III	1/1	START
10	Miguel Mitchell	13/1	XXX	XXX	XXX	XXX	XXX	XXX	XXX	XXX	XXX	START	XXX	XXX	XXX
11	Jordan Young	10/0	XXX	XXX	XXX	...	XXX	XXX	XXX	XXX	XXX	XXX	XXX
12	Justus Boone	13/2	XXX	XXX	XXX	XXX	START	XXX	START	XXX	XXX	XXX	XXX	XXX	XXX
12	Caleb Douglas	8/3	XXX	...	XXX	XXX	XXX	START	XXX	START	START
13	Kyle Engel	0/0
13	Donovan McMillon	12/0	XXX	XXX	XXX	XXX	XXX	XXX	XXX	XXX	XXX	XXX	XXX	XXX	...
14	Chief Borders	12/0	XXX	XXX	XXX	XXX	XXX	XXX	XXX	XXX	XXX	XXX	XXX	XXX	...
15	Anthony Richardson	12/12	START	START	START	START	START	START	START	START	START	START	START	START	...
15	Derek Wingo	12/2	XXX	XXX	XXX	...	XXX	XXX	XXX	XXX	XXX	XXX	XXX	START	START
16	Thai Chiaokhiao-Bowman	12/0	XXX	XXX	XXX	XXX	XXX	XXX	XXX	XXX	XXX	XXX	XXX	...	XXX
16	Tre'Vez Johnson	12/9	XXX	XXX	START	START	START	START	START	START	START	XXX	START	START	...
17	Max Brown	0/0
17	Scooby Williams	9/0	XXX	XXX	XXX	XXX	XXX	XXX	...	XXX	XXX	XXX
18	Jack Anders	0/0
18	Dante Zanders	13/9	START	XXX	START	XXX	START	XXX	START	XXX	START	START	START	START	START
19	Alex Gonzalez	0/0
20	Corey Collier Jr.	4/0	XXX	XXX	XXX	XXX	...
21	Lorenzo Lingard	10/0	XXX	XXX	XXX	XXX	XXX	XXX	XXX	XXX	XXX	XXX
21	Desmond Watson	13/10	XXX	XXX	XXX	START	START	START	START	START	START	START	START	START	START
22	Kahleil Jackson	6/0	XXX	XXX	XXX	XXX	...	XXX	XXX
22	Rashad Torrence III	12/12	START	START	START	START	START	START	START	START	START	START	START	...	START
23	Jaydon Hill	9/9	START	START	START	START	START	START	START	START	START
24	Avery Helm	10/4	START	START	START	START	XXX	XXX	XXX	XXX	XXX	XXX
25	Ethan Pouncey	3/0	...	XXX	XXX	XXX
26	Jeremy Crawshaw	13/0	XXX	XXX	XXX	XXX	XXX	XXX	XXX	XXX	XXX	XXX	XXX	XXX	XXX
27	Jadarrius Perkins	12/0	XXX	XXX	XXX	XXX	XXX	XXX	XXX	XXX	XXX	XXX	XXX	...	XXX
28	Devin Moore	5/0	XXX	XXX	XXX	XXX	XXX
29	Isaac Ricks	0/0
29	Trey Smack	7/0	XXX	XXX	XXX	XXX	XXX	XXX	XXX
30	Taylor Spierto	1/0	XXX
31	Cruz Rushing	0/0
33	Daniel Cross	0/0
33	Princely Umanmielen	13/11	START	START	START	START	XXX	START	XXX	START	START	START	START	START	START
34	Andrew Savaiinaea	0/0
35	William Sawyer	0/0
35	Dakota Mitchell	0/0
36	Corneilus Barnes	0/0

FLORIDA GAMES PLAYED

Name	GP/GS	UTAH	UK	USF	UT	EWU	MU	LSU	UGA	A&M	USC	VANDY	FSU	OSU
36 Bryce Capers	0/0
37 Javion Toombs	8/0
37 Tyler Waxman	0/0
38 Carlson Joseph	1/0	XXX
38 Cahron Rackley	0/0
40 Jacob Watkins	0/0
41 Justin Curtis	0/0
42 Rocco Underwood	13/0	XXX	XXX	XXX	XXX	XXX	XXX	XXX	XXX	XXX	XXX	XXX	XXX	XXX
43 Curran Webb	0/0
44 Jack Pyburn	8/0	XXX	XXX	XXX	XXX	XXX	...	XXX	XXX	XXX
45 Eddie Battle	1/0	XXX
45 Marco Ortiz	1/0	XXX
46 Jack Brady	0/0
47 Justin Pelic	0/0
48 Noah Keeter	12/0	XXX	XXX	XXX	XXX	XXX	XXX	...	XXX	XXX	XXX	XXX	XXX	XXX
49 Adam Mihalek	13/0	XXX	XXX	XXX	XXX	XXX	XXX	XXX	XXX	XXX	XXX	XXX	XXX	XXX
51 Ventrell Miller	11/10	START	START	...	START	START	START	START	START	START	START	START	START	XXX
52 Jalen Farmer	2/0	XXX	XXX
52 Antwaun Powell-Ryland Jr.	13/5	XXX	XXX	XXX	XXX	XXX	XXX	XXX	XXX	START	START	START	START	START
53 Chase Whitfield	0/0
54 O'Cyrus Torrence	11/11	START	START	START	START	START	START	...	START	START	START	START	START	...
56 Christian Williams	2/0	XXX	XXX
57 David Conner	0/0
58 Austin Barber	13/5	XXX	XXX	START	START	START	START	START	XXX	XXX	XXX	XXX	XXX	XXX
59 Hayden Clem	0/0
60 Jackson Crozier	0/0
61 Nicolas Flynn	0/0
64 Riley Simonds	0/0
65 Kingsley Eguakun	13/13	START	START	START	START	START	START	START	START	START	START	START	START	START
66 Jaelin Humphries	4/0	...	XXX	XXX	...	XXX	XXX
66 Jake Slaughter	13/0	XXX	XXX	XXX	XXX	XXX	XXX	XXX	XXX	XXX	XXX	XXX	XXX	XXX
67 Richie Leonard IV	11/1	XXX	XXX	XXX	XXX	XXX	...	START	XXX	XXX	XXX	XXX	XXX	...
70 Michael Tarquin	9/8	START	START	XXX	START	START	START	START	START	START
73 Mark Pitts	0/0
74 Will Harrod	1/0	XXX
75 Kamryn Waites	13/1	XXX	XXX	XXX	XXX	XXX	XXX	XXX	XXX	XXX	XXX	XXX	XXX	START
76 Richard Gouraige	13/13	START	START	START	START	START	START	START	START	START	START	START	START	START
77 Ethan White	13/13	START	START	START	START	START	START	START	START	START	START	START	START	START
78 Yousef Mugharbil	0/0
79 Jordan Herman	0/0	XXX	XXX
80 Zak Sedaros	0/0
81 Arlis Boardingham	1/0	XXX
82 Ja'Markis Weston	12/0	XXX	XXX	XXX	...	XXX	XXX	XXX	XXX	XXX	XXX	XXX	XXX	XXX
85 Scott Isacks III	0/0
86 Jordan Pouncey	11/0	XXX	XXX	XXX	XXX	XXX	XXX	XXX	XXX	XXX	XXX	XXX
87 Jonathan Odum	9/0	XXX	XXX	XXX	XXX	XXX	XXX	XXX	XXX	XXX
88 Marcus Burke	8/1	XXX	XXX	XXX	XXX	XXX	XXX	XXX	START
89 Hayden Hansen	0/0
90 Chris Thomas Jr.	1/0	XXX
91 Tyreik Norwood	0/0
92 Jalen Lee	12/3	START	START	START	XXX	XXX	XXX	XXX	XXX	XXX	XXX	XXX	XXX	...
93 Kennan Landry	1/0	XXX
94 Tyreak Sapp	13/0	XXX	XXX	XXX	XXX	XXX	XXX	XXX	XXX	XXX	XXX	XXX	XXX	XXX
95 Jamari Lyons	3/0	XXX	...	XXX	XXX
96 Travis Freeman	0/0
97 Griffin McDowell	0/0
99 Lloyd Summerall	11/0	XXX	XXX	XXX	XXX	XXX	XXX	XXX	...	XXX	XXX	XXX	XXX	...

FLORIDA TEAM GAME-BY-GAME

Date	Opponent	RUSHING				RECEIVING				PASSING				KICK RET				PUNT RET				tot off
		No.	Yds	TD	Lg	No.	Yds	TD	Lg	Cmp-Att-Int	Yds	TD	Lg	No	Yds	TD	Lg	No	Yds	TD	Lg	
Sept. 3, 2022	UTAH	39	283	4	45	17	168	0	23	17-24-0	168	0	23	5	81	0	20	0	0	0	0	451
Sept. 10, 2022	KENTUCKY	30	136	1	40	14	143	0	28	14-35-2	143	0	28	4	70	0	22	2	1	0	3	279
Sept. 17, 2022	USF	30	217	3	62	10	112	0	33	10-18-2	112	0	33	0	0	0	0	0	0	0	0	329
Sept. 24, 2022	at Tennessee	42	141	3	14	24	453	2	44	24-45-1	453	2	44	3	44	0	23	0	0	0	0	594
Oct. 2, 2022	EASTERN WASHINGTON	28	274	4	76	16	392	3	75	16-22-1	392	3	75	1	24	0	24	3	23	0	15	666
Oct. 8, 2022	MISSOURI	32	231	1	41	8	66	1	20	8-14-1	66	1	20	0	0	0	0	1	48	0	48	297
Oct. 15, 2022	LSU	33	210	4	81	15	185	1	51	15-26-0	185	1	51	3	100	0	47	0	0	0	0	395
Oct. 29, 2022	vs Georgia	34	100	1	14	18	271	1	78	18-37-0	271	1	78	2	48	0	33	1	12	0	12	371
Nov. 5, 2022	at Texas A&M	50	291	3	60	17	201	2	23	17-28-0	201	2	23	0	0	0	0	2	35	0	28	492
Nov. 12, 2022	SOUTH CAROLINA	54	374	3	85	13	141	2	27	13-25-0	141	2	27	0	0	0	0	3	0	0	11	515
Nov. 19, 2022	at Vanderbilt	21	45	0	15	25	400	3	74	25-43-1	400	3	74	2	41	0	21	1	-5	0	0	445
Nov. 25, 2022	at Florida State	46	262	2	45	9	198	3	52	9-27-1	198	3	52	3	87	0	48	2	17	0	13	460
Dec. 17, 2022	vs Oregon State	33	39	0	15	13	180	0	38	13-22-0	180	0	38	4	91	0	29	1	-1	0	0	219

TOTALS	472	2603	29	85	199	2910	18	78	199-366-9	2910	18	78	27	586	0	48	16	130	0	48	5513
<i>Opponent</i>	<i>507</i>	<i>2278</i>	<i>29</i>	<i>65</i>	<i>240</i>	<i>3065</i>	<i>17</i>	<i>73</i>	<i>240-396-9</i>	<i>3065</i>	<i>17</i>	<i>73</i>	<i>21</i>	<i>449</i>	<i>0</i>	<i>34</i>	<i>12</i>	<i>96</i>	<i>0</i>	<i>37</i>	<i>5343</i>

Games played: 13 Avg per rush: 5.5 Avg per catch: 14.6 Pass efficiency: 132.5
 Kick ret avg: 21.7 Punt ret avg: 8.1 All purpose avg/game: 486.3 Total offense avg/gm: 424.1

Date	Opponent	TACKLES			TFL-Yds	SACKS	FUMBLE		Int-Yds QBH	Pass Brk	Blkd	KICKS-XPTS				Pts				
		Solo	Ast	Total			FF	FR-Yds				Kick	Att-Mad	Run	Rcv		Saf			
Sept. 3, 2022	UTAH	36	46	82	2.0-3	0-0	0	0-0	1-0	5	2	0	3-3	0	1	0	0	0	0	29
Sept. 10, 2022	KENTUCKY	30	38	68	5.0-21	3-18	0	0-0	1-0	7	2	0	0-0	0	1	1	1	1	1	16
Sept. 17, 2022	USF	40	36	76	4.0-5	0-0	1	1-0	2-39	5	2	0	4-4	0	0	0	0	0	0	31
Sept. 24, 2022	at Tennessee	43	18	61	5.0-19	3-15	2	2-0	0-0	2	1	0	3-3	0	0	0	0	0	0	33
Oct. 2, 2022	EASTERN WASHINGTON	38	58	96	7.0-39	2-21	2	2-0	0-0	3	2	0	7-7	0	0	0	0	0	0	52
Oct. 8, 2022	MISSOURI	47	24	71	13.0-36	4-16	0	1-0	2-54	3	0	0	3-3	0	0	0	0	0	0	24
Oct. 15, 2022	LSU	39	26	65	3.0-11	1-8	0	1-0	0-0	4	1	0	5-5	0	0	0	0	0	0	35
Oct. 29, 2022	vs Georgia	31	44	75	3.0-9	0-0	1	1-0	2-0	6	4	0	2-2	0	0	0	0	0	0	20
Nov. 5, 2022	at Texas A&M	35	14	49	6.0-26	2-12	2	2-0	0-0	5	4	0	5-5	0	0	0	0	0	0	41
Nov. 12, 2022	SOUTH CAROLINA	28	22	50	7.0-30	3-24	3	3-16	0-0	6	1	0	5-5	0	0	0	0	0	0	38
Nov. 19, 2022	at Vanderbilt	28	52	80	5.0-10	1-2	1	1-0	1-0	1	3	0	0-1	0	0	0	0	0	0	24
Nov. 25, 2022	at Florida State	27	36	63	7.0-19	2-9	2	1-0	0-0	1	7	0	5-5	0	0	0	0	0	0	38
Dec. 17, 2022	vs Oregon State	32	38	70	3.0-24	2-23	0	0-0	0-0	0	1	1	0-0	0	0	0	0	0	0	3

TOTALS	454	452	906	70.0-252	23-148	14	15-16	9-93	48	30	1	42-43	0	2	1	384
<i>Opponent</i>	<i>408</i>	<i>424</i>	<i>832</i>	<i>59.0-204</i>	<i>16-96</i>	<i>8</i>	<i>5-47</i>	<i>9-125</i>	<i>52</i>	<i>31</i>	<i>3</i>	<i>43-44</i>	<i>0</i>	<i>1</i>	<i>0</i>	<i>375</i>

Date	Opponent	PUNTING								FIELD GOALS			KICKOFFS				
		No	Yds	Avg	Long	Blkd	TB	FC	50+	I20	Made-Att	Lg	Blkd	No	Yds	Avg	TB
Sept. 3, 2022	UTAH	3	120	40.0	42	0	0	2	0	2	0-0	0	0	5	305	61.0	3
Sept. 10, 2022	KENTUCKY	5	237	47.4	54	0	0	3	1	3	2-2	50	0	4	258	64.5	3
Sept. 17, 2022	USF	2	86	43.0	54	0	0	0	1	0	1-1	31	0	6	388	64.7	2
Sept. 24, 2022	at Tennessee	1	49	49.0	49	0	0	0	0	1	0-1	0	0	4	249	62.3	1
Oct. 2, 2022	EASTERN WASHINGTON	0	0	0.0	0	0	0	0	0	0	1-2	36	1	9	578	64.2	6
Oct. 8, 2022	MISSOURI	1	42	42.0	42	0	0	1	0	1	1-3	37	0	5	325	65.0	4
Oct. 15, 2022	LSU	2	112	56.0	62	0	0	0	2	2	0-0	0	0	6	382	63.7	3
Oct. 29, 2022	vs Georgia	6	278	46.3	58	0	1	0	2	1	2-2	52	0	5	310	62.0	2
Nov. 5, 2022	at Texas A&M	3	134	44.7	47	0	0	3	0	1	2-3	50	0	8	503	62.9	3
Nov. 12, 2022	SOUTH CAROLINA	2	116	58.0	67	0	0	0	1	1	1-2	28	1	7	432	61.7	5
Nov. 19, 2022	at Vanderbilt	3	139	46.3	58	0	0	1	1	2	2-2	44	0	5	314	62.8	3
Nov. 25, 2022	at Florida State	3	139	46.3	52	0	0	1	1	0	1-1	41	0	7	442	63.1	6
Dec. 17, 2022	vs Oregon State	5	226	45.2	59	1	0	1	4	1	1-2	40	0	2	135	67.5	1

TOTALS	36	1678	46.6	67	1	1	12	13	15	14-21	52	2	73	4621	63.3	42
<i>Opponent</i>	<i>40</i>	<i>1739</i>	<i>43.5</i>	<i>59</i>	<i>0</i>	<i>3</i>	<i>10</i>	<i>7</i>	<i>17</i>	<i>14-18</i>	<i>49</i>	<i>1</i>	<i>77</i>	<i>4873</i>	<i>63.3</i>	<i>48</i>

OPPONENT TEAM GAME-BY-GAME

Date	Opponent	RUSHING				RECEIVING				PASSING				KICK RET				PUNT RET				tot off
		No.	Yds	TD	Lg	No.	Yds	TD	Lg	Cmp-Att-Int	Yds	TD	Lg	No	Yds	TD	Lg	No	Yds	TD	Lg	
Sept. 3, 2022	UTAH	39	230	2	29	22	216	1	37	22-32-1	216	1	37	2	35	0	18	1	10	0	10	446
Sept. 10, 2022	KENTUCKY	38	70	1	18	13	202	1	55	13-24-1	202	1	55	0	0	0	2	8	0	8	272	
Sept. 17, 2022	USF	46	286	3	51	12	116	0	20	12-28-2	116	0	20	4	93	0	28	1	20	0	20	402
Sept. 24, 2022	at Tennessee	42	227	3	44	22	349	2	70	22-28-0	349	2	70	2	61	0	34	0	0	0	0	576
Oct. 2, 2022	EASTERN WASHINGTON	45	153	1	25	25	258	1	28	25-40-0	258	1	28	2	30	0	15	0	0	0	0	411
Oct. 8, 2022	MISSOURI	42	150	2	28	22	220	0	28	22-30-2	220	0	28	1	21	0	21	0	0	0	0	370
Oct. 15, 2022	LSU	38	179	3	50	23	349	3	54	23-32-0	349	3	54	1	27	0	27	2	-6	0	2	528
Oct. 29, 2022	vs Georgia	40	239	4	22	19	316	2	73	19-38-2	316	2	73	3	45	0	18	1	7	0	7	555
Nov. 5, 2022	at Texas A&M	25	134	2	65	23	279	1	29	23-45-0	279	1	29	1	19	0	19	0	0	0	0	413
Nov. 12, 2022	SOUTH CAROLINA	23	44	0	18	19	193	1	48	19-27-0	193	1	48	2	30	0	23	1	37	0	37	237
Nov. 19, 2022	at Vanderbilt	46	175	0	26	10	108	3	28	10-16-1	108	3	28	2	62	0	32	0	0	0	0	283
Nov. 25, 2022	at Florida State	44	227	5	45	13	270	1	44	13-30-0	270	1	44	0	0	0	2	7	0	8	497	
Dec. 17, 2022	vs Oregon State	39	164	3	29	17	189	1	34	17-26-0	189	1	34	1	26	0	26	2	13	0	7	353
TOTALS		507	2278	29	65	240	3065	17	73	240-396-9	3065	17	73	21	449	0	34	12	96	0	37	5343
<i>Opponent</i>		<i>472</i>	<i>2603</i>	<i>29</i>	<i>85</i>	<i>199</i>	<i>2910</i>	<i>18</i>	<i>78</i>	<i>199-366-9</i>	<i>2910</i>	<i>18</i>	<i>78</i>	<i>27</i>	<i>586</i>	<i>0</i>	<i>48</i>	<i>16</i>	<i>130</i>	<i>0</i>	<i>48</i>	<i>5513</i>
Games played: 13		Avg per rush: 4.5				Avg per catch: 12.8				Pass efficiency: 135.2												
Kick ret avg: 21.4		Punt ret avg: 8.0				All purpose avg/game: 462.5				Total offense avg/gm: 411.0												

Date	Opponent	TACKLES				SACKS		FUMBLE		Int-Yds	QBH	Pass Brk	Blkd Kick	Kicks-XPTS				Pts
		Solo	Ast	Total	TFL-Yds	No-Yds	FF	FR-Yds	Att-Mad					Run	Rcv	Saf		
Sept. 3, 2022	UTAH	32	34	66	2.0-3	0-0	2	1-47	0-0	4	1	0	2-2	0	0	0	26	
Sept. 10, 2022	KENTUCKY	24	48	72	3.0-14	1-8	1	0-0	2-83	3	5	0	2-2	0	0	26		
Sept. 17, 2022	USF	20	26	46	4.0-10	1-4	0	0-0	2-37	3	0	0	2-2	0	1	28		
Sept. 24, 2022	at Tennessee	47	20	67	4.0-8	1-4	1	0-0	1-5	13	1	0	5-5	0	0	38		
Oct. 2, 2022	EASTERN WASHINGTON	22	28	50	3.0-8	0-0	0	1-0	1-0	0	1	1	2-2	0	0	17		
Oct. 8, 2022	MISSOURI	23	24	47	3.0-9	0-0	2	0-0	1-0	1	4	0	2-2	0	0	17		
Oct. 15, 2022	LSU	36	16	52	2.0-7	1-6	0	1-0	0-0	5	1	0	6-6	0	0	45		
Oct. 29, 2022	vs Georgia	33	32	65	8.0-41	3-29	0	0-0	0-0	10	2	0	6-6	0	0	42		
Nov. 5, 2022	at Texas A&M	41	42	83	8.0-26	1-5	0	0-0	0-0	1	5	0	3-3	0	0	24		
Nov. 12, 2022	SOUTH CAROLINA	45	38	83	6.0-28	3-15	2	1-0	0-0	3	2	1	0-0	0	0	6		
Nov. 19, 2022	at Vanderbilt	21	40	61	2.0-7	0-0	0	1-0	1-0	5	3	0	4-4	0	0	31		
Nov. 25, 2022	at Florida State	29	46	75	3.0-4	1-1	0	0-0	1-0	4	4	0	6-6	0	0	45		
Dec. 17, 2022	vs Oregon State	35	30	65	11.0-39	4-24	0	0-0	0-0	0	2	1	3-4	0	0	30		
TOTALS		408	424	832	59.0-204	16-96	8	5-47	9-125	52	31	3	43-44	0	1	0	375	
<i>Opponent</i>		<i>454</i>	<i>452</i>	<i>906</i>	<i>70.0-252</i>	<i>23-148</i>	<i>14</i>	<i>15-16</i>	<i>9-93</i>	<i>48</i>	<i>30</i>	<i>1</i>	<i>42-43</i>	<i>0</i>	<i>2</i>	<i>1</i>	<i>384</i>	

Date	Opponent	PUNTING							FIELD GOALS			KICKOFFS					
		No	Yds	Avg	Long	Blkd	TB	FC	50+	I20	Made-Att	Lg	Blkd	No	Yds	Avg	TB
Sept. 3, 2022	UTAH	2	93	46.5	48	0	1	1	0	0	2-2	43	0	6	370	61.7	1
Sept. 10, 2022	KENTUCKY	5	194	38.8	44	0	1	2	0	1	2-3	26	0	7	446	63.7	3
Sept. 17, 2022	USF	1	32	32.0	32	0	0	0	0	1	2-3	49	0	6	390	65.0	6
Sept. 24, 2022	at Tennessee	0	0	0.0	0	0	0	0	0	0	1-1	32	0	7	446	63.7	4
Oct. 2, 2022	EASTERN WASHINGTON	4	170	42.5	46	0	0	2	0	2	1-1	44	0	4	260	65.0	3
Oct. 8, 2022	MISSOURI	3	122	40.7	45	0	1	1	0	1	1-1	28	0	4	260	65.0	4
Oct. 15, 2022	LSU	1	40	40.0	40	0	0	0	0	0	1-1	47	0	8	519	64.9	5
Oct. 29, 2022	vs Georgia	3	118	39.3	46	0	0	1	0	2	0-0	0	0	7	451	64.4	5
Nov. 5, 2022	at Texas A&M	6	266	44.3	54	0	0	1	2	2	1-1	24	0	5	325	65.0	5
Nov. 12, 2022	SOUTH CAROLINA	6	270	45.0	54	0	0	0	1	3	0-0	0	0	2	130	65.0	2
Nov. 19, 2022	at Vanderbilt	4	174	43.5	49	0	0	1	0	2	1-1	27	0	7	382	54.6	4
Nov. 25, 2022	at Florida State	2	94	47.0	50	0	0	0	1	0	1-2	46	0	8	507	63.4	4
Dec. 17, 2022	vs Oregon State	3	166	55.3	59	0	0	1	3	3	1-2	27	1	6	387	64.5	2
TOTALS		40	1739	43.5	59	0	3	10	7	17	14-18	49	1	77	4873	63.3	48
<i>Opponent</i>		<i>36</i>	<i>1678</i>	<i>46.6</i>	<i>67</i>	<i>1</i>	<i>1</i>	<i>12</i>	<i>13</i>	<i>15</i>	<i>14-21</i>	<i>52</i>	<i>2</i>	<i>73</i>	<i>4621</i>	<i>63.3</i>	<i>42</i>

FLORIDA INDIVIDUAL GAME HIGHS

RUSHES	24	Montrell Johnson Jr. vs. South Carolina (Nov. 12, 2022)
YARDS RUSHING	161	Montrell Johnson Jr. vs. South Carolina (Nov. 12, 2022)
TD RUSHES	3	Anthony Richardson vs. Utah (Sept. 3, 2022)
LONG RUSH	85	Trevor Eteinne vs. South Carolina (Nov. 22, 2022)
PASS ATTEMPTS	44	Anthony Richardson at Tennessee (Sept. 24, 2022)
PASS COMPLETIONS	25	Anthony Richardson at Vanderbilt (Nov. 19, 2022)
YARDS PASSING	453	Anthony Richardson at Tennessee (Sept. 24, 2022)
TD PASSES	3	Anthony Richardson at Florida State (Nov. 25, 2022) Anthony Richardson at Vanderbilt (Nov. 19, 2022)
LONG PASS	78	Anthony Richardson vs. Georgia (N) (Oct. 29, 2022)
RECEPTIONS	8	Justin Shorter at Vanderbilt (Nov. 19, 2021) Daejon Reynolds at Vanderbilt (Nov. 19, 2021)
YARDS RECEIVING	165	Daejon Reynolds at Vanderbilt (Nov. 19, 2021)
TD RECEPTIONS	2	Ricky Pearsall at Florida State (Nov. 25, 2022) Daejon Reynolds at Vanderbilt (Nov. 19, 2022)
LONG RECEPTION	78	Xzavier Henderson vs. Georgia (N) (Oct. 29, 2022)
FIELD GOALS	2	Adam Mihalek at Vanderbilt (Nov. 19, 2022) Adam Mihalek at Texas A&M (Nov. 5, 2022) Adam Mihalek vs. Georgia (N) (Oct. 29, 2022) Adam Mihalek vs. Kentucky (Sept. 10, 2022)
LONG FIELD GOALS	52	Adam Mihalek vs. Georgia (N) (Oct. 29, 2022)
PUNTS	6	Jeremy Crawshaw vs. Georgia (N) (Oct. 29, 2022)
PUNTING AVG	58.0	Jeremy Crawshaw vs South Carolina (Nov. 12, 2022)
LONG PUNT	67	Jeremy Crawshaw vs South Carolina (Nov. 12, 2022)
PUNTS INSIDE 20	3	Jeremy Crawshaw vs. Kentucky (Sept. 10, 2022)
LONG PUNT RETURN	48	Xzavier Henderson vs Missouri (Oct. 8, 2022)
LONG KICKOFF RETURN	48	Trevor Etienne at Florida State (Nov. 25, 2022)
TACKLES	13	Rashad Torrence II at Tennessee (Sept. 24, 2022)
SACKS	2	Amari Burney at Tennessee (Sept. 24, 2022)
TACKLES FOR LOSS	3	Princely Umanmielen vs. Missouri (Oct. 8, 2022) Brenton Cox Jr. vs. Missouri (Oct. 8, 2022)
INTERCEPTIONS	2	Jaydon Hill vs. Missouri (Oct. 8, 2022)

OPPONENT INDIVIDUAL GAME HIGHS

RUSHES	30	Ray Davis at Vanderbilt (Nov. 19, 2022)
YARDS RUSHING	150	Brian Battie vs. South Florida (Nov. 19, 2022)
TD RUSHES	3	Trey Benson at Florida St. (Nov. 25, 2022) Jayden Daniels vs LSU (Oct. 15, 2022)
LONG RUSH	65	Devon Achane at Texas A&M (Nov. 5, 2022)
PASS ATTEMPTS	45	Haynes King at Texas A&M (Nov. 5, 2022)
PASS COMPLETIONS	24	Gunner Talkington vs Eastern Wash. (Oct. 2, 2022)
YARDS PASSING	349	Jayden Daniels vs LSU (Oct. 15, 2022) Hendon Hooker at Tennessee (Sept. 24, 2022)
TD PASSES	3	Mike Wright at Vanderbilt (Nov. 19, 2022) Jayden Daniels vs LSU (Oct. 15, 2022)
LONG PASS	73	Stetson Bennett vs Georgia (N) (Oct. 29, 2022)
RECEPTIONS	9	Brant Kuithe vs Utah (Sept. 3, 2022)
YARDS RECEIVING	154	Brock Bowers vs Georgia (N) (Oct. 29, 2022)
TD RECEPTIONS	1	Silas Bolden vs Oregon St. (N) (Dec. 17, 2022) Kentron Poitier at Florida St. (Nov. 25, 2022) Jayden McGowan at Vanderbilt (Nov. 19, 2022) Ben Bresnahan at Vanderbilt (Nov. 19, 2022) Gavin Schoenwald at Vanderbilt (Nov. 19, 2022) Dakereon Joyner vs South Carolina (Nov. 12, 2022) Devon Achane at Texas A&M (Nov. 5, 2022) Ladd McConkey vs Georgia (N) (Oct. 29, 2022) Brock Bowers vs Georgia (N) (Oct. 29, 2022) John Emery Jr. vs LSU (Oct. 15, 2022) Brian Thomas Jr. vs LSU (Oct. 15, 2022) Jaray Jenkins vs LSU (Oct. 15, 2022) Jakobie James vs Eastern Wash. (Oct. 2, 2022) Bru McCoy at Tennessee (Sept. 24, 2022) Jabari Small at Tennessee (Sept. 24, 2022) Dane Key vs Kentucky (Sept. 10, 2022) Brant Kuithe vs Utah (Sept. 3, 2022)
LONG RECEPTION	73	Brock Bowers vs Georgia (N) (Oct. 29, 2022)
FIELD GOALS	2	Spencer Shrader vs South Fla. (Sept. 17, 2022) Matt Ruffolo vs Kentucky (Sept. 10, 2022) Jordan Noyes vs Utah (Sept. 3, 2022)
LONG FIELD GOALS	49	Spencer Shrader vs South Fla. (Sept. 17, 2022)
PUNTS	6	Kai Kroeger vs South Carolina (Nov. 12, 2022) Nik Constantinou at Texas A&M (Nov. 5, 2022)
PUNTING AVG	55.3	Luke Loecher vs Oregon St. (N) (Dec. 17, 2022)
LONG PUNT	59	Luke Loecher vs Oregon St. (N) (Dec. 17, 2022)
PUNTS INSIDE 20	3	Luke Loecher vs Oregon St. (N) (Dec. 17, 2022) Kai Kroeger vs South Carolina (Nov. 12, 2022)
LONG PUNT RETURN	37	Josh Vann vs South Carolina (Nov. 12, 2022)
LONG KICKOFF RETURN	34	Jimmy Holiday at Tennessee (Sept. 24, 2022)
TACKLES	15	Jacoby Mathews at Texas A&M (Nov. 5, 2022)
SACKS	1.5	Debo Williams vs South Carolina (Nov. 12, 2022)
TACKLES FOR LOSS	3	Kyrei Fisher-Morris vs Oregon St. (N) (Dec. 17, 2022) Isaiah McGuire vs Missouri (Oct. 8, 2022)
INTERCEPTIONS	1	Jarrian Jones at Florida St. (Nov. 25, 2022) Jaylen Mahoney at Vanderbilt (Nov. 19, 2022) Daylan Carnell vs Missouri (Nov. 8, 2022) Marlon Jones Jr. vs Eastern Wash. (Oct. 2, 2022) Kamal Hadden at Tennessee (Sept. 24, 2022) Dwayne Boyles vs South Fla. (Sept. 17, 2022) Aamaris Brown vs South Fla. (Sept. 17, 2022) Keidron Smith vs Kentucky (Sept. 10, 2022) Jordan Wright vs Kentucky (Sept. 10, 2022)

FLORIDA TEAM GAME HIGHS

Rushes	54	vs. South Carolina (Nov. 12, 2022)
Yards Rushing	374	vs. South Carolina (Nov. 12, 2022)
Yards Per Rush	9.8	vs. Eastern Wash. (Oct. 2, 2022)
TD Rushes	4	vs. Eastern Wash. (Oct. 2, 2022)
	4	vs. LSU (Oct 15, 2022)
	4	vs. Utah (Sept. 3, 2022)
Pass Attempts	45	at Tennessee (Sept. 24, 2022)
Pass Completions	25	at Vanderbilt (Nov. 19, 2022)
Yards Passing	453	at Tennessee (Sept. 24, 2022)
Yards Per Pass	17.8	vs. Eastern Wash. (Oct. 2, 2022)
TD Passes	3	at Florida St. (Nov. 25, 2022)
		at Vanderbilt (Nov. 19, 2022)
		vs. Eastern Wash. (Oct. 2, 2022)
Total Plays	87	at Tennessee (Sept. 24, 2022)
Total Offense	666	vs. Eastern Wash. (Oct. 2, 2022)
Yards Per Play	13.3	vs. Eastern Wash. (Oct. 2, 2022)
Points	52	vs. Eastern Wash. (Oct. 2, 2022)
Sacks By	4	vs. Missouri (Oct. 8, 2022)
First Downs	31	at Tennessee (Sept. 24, 2022)
Penalties	11	vs. Oregon St. (N) (Dec. 17, 2022)
Penalty Yards	91	vs. UCF (Dec. 23, 2021)
Turnovers	2	at Vanderbilt (Nov. 19, 2022)
		vs. Missouri (Oct. 8, 2022)
		at Tennessee (Sept. 24, 2022)
		vs. South Florida (Sept. 17, 2022)
		vs. Kentucky (Sept. 10, 2022)
Interceptions	2	vs. Missouri (Oct. 8, 2022)
		vs. South Florida (Sept. 17, 2022)
		vs. Georgia (N) (Oct. 29, 2022)
Punts	6	vs. Georgia (N) (Oct. 29, 2022)
Punting Avg	58.0	vs. South Carolina (Nov. 12, 2022)
Long Punt	67	vs. South Carolina (Nov. 12, 2022)
Punts Inside 20	3	vs. Kentucky (Sept. 10, 2022)
Long Punt Return	48	vs. Missouri (Oct. 8, 2022)

OPPONENT TEAM GAME HIGHS

Rushes	46	vs. South Carolina (Nov. 12, 2022)
		at Vanderbilt (Nov. 19, 2022)
Yards Rushing	286	vs. South Florida (Sept. 17, 2022)
Yards Per Rush	6.2	vs. South Florida (Sept. 17, 2022)
TD Rushes	5	at Florida St. (Nov. 25, 2022)
Pass Attempts	45	at Texas A&M (Nov. 5, 2022)
Pass Completions	25	vs. Eastern Wash. (Oct. 2, 2022)
Yards Passing	349	vs. LSU (Oct 15, 2022)
		at Vanderbilt (Nov. 19, 2022)
		at Tennessee (Sept. 24, 2022)
		vs. LSU (Oct. 15, 2022)
Yards Per Pass	12.5	at Tennessee (Sept. 24, 2022)
TD Passes	3	vs. LSU (Oct. 15, 2022)
		at Vanderbilt (Nov. 19, 2022)
		vs. Eastern Wash. (Oct. 2, 2022)
Total Plays	85	vs. Eastern Wash. (Oct. 2, 2022)
Total Offense	576	at Tennessee (Sept. 24, 2022)
Yards Per Play	8.2	at Tennessee (Sept. 24, 2022)
Points	45	at Florida St. (Nov. 25, 2022)
		vs. LSU (Oct 15, 2022)
Sacks By	4	vs. Oregon State (N) (Dec. 17, 2022)
First Downs	28	vs. LSU (Oct 15, 2022)
Penalties	11	vs. South Carolina (Nov. 12, 2022)
Penalty Yards	82	vs. South Carolina (Nov. 12, 2022)
Turnovers	3	vs. South Carolina (Nov. 12, 2022)
		vs. Georgia (N) (Oct. 29, 2022)
		vs. Missouri (Oct. 8, 2022)
		vs. South Florida (Sept. 17, 2022)
		vs. Georgia (N) (Oct. 29, 2022)
		vs. Missouri (Oct. 8, 2022)
		vs. South Florida (Sept. 17, 2022)
		vs. South Carolina (Nov. 12, 2022)
		at Texas A&M (Nov. 5, 2022)
Interceptions	2	vs. Oregon State (N) (Dec. 17, 2022)
		vs. Oregon State (N) (Dec. 17, 2022)
		vs. Oregon State (N) (Dec. 17, 2022)
		vs. Oregon State (N) (Dec. 17, 2022)
		vs. South Carolina (Nov. 12, 2022)
		vs. South Carolina (Nov. 12, 2022)
Punts	6	vs. South Carolina (Nov. 12, 2022)
		at Texas A&M (Nov. 5, 2022)
Punting Avg	55.3	vs. Oregon State (N) (Dec. 17, 2022)
Long Punt	59	vs. Oregon State (N) (Dec. 17, 2022)
Punts Inside 20	3	vs. Oregon State (N) (Dec. 17, 2022)
		vs. South Carolina (Nov. 12, 2022)
Long Punt Return	37	vs. South Carolina (Nov. 12, 2022)

Florida 29, No. 7 Utah 26

Sept. 3| Ben Hill Griffin Stadium | Gainesville, Fla. | Attendance: 90,799

Score By Quarters	1	2	3	4	Final
Florida (1-0)	7	7	0	15	29
Utah (0-1)	7	6	6	7	26

SCORING SUMMARY UF-Utah

1st	11:23	Utah	Kuithe,Brant 7 yd pass from Rising,Cameron (Noyes,Jordan kick) 5 plays, 25 yards, 1:24 TOP	0-7
	0:39	UF	Richardson,Anthony 2 yd run (Mihalek,Adam kick) 14 plays, 63 yards, 7:13 TOP	7-7
2nd	10:26	Utah	Noyes,Jordan 43 yd field goal 11 plays, 11 Plays, 50 yards, 05:13 TOP	7-10
	03:18	Utah	Noyes,Jordan 31 yd field goal 8 plays, 25 yards, 04:40 TOP	7-13
	01:42	UF	Richardson,Anthony 45 yd run (Mihalek,Adam kick) 4 plays, 79 yards, 01:30 TOP	14-13
3rd	00:12	Utah	Bernard,Micah 7 yd run 9 plays, 89 yards, TOP 04:59	14-19
4th	12:48	UF	Johnson Jr.,Montrell 14 yd run (Fraziars,Ja'Quavion pass) 8 plays, 75 yards, 02:24 TOP	22-19
	06:26	Utah	Thomas,Tavion 4 yd run (Noyes,Jordan kick) 11 plays, 73 yards, 06:14 TOP	22-26
	01:25	UF	Richardson,Anthony 2 yd run (Mihalek,Adam kick) 14 plays, 75 yards, 04:57 TOP	29-26

Team Statistics UF FAUtah

FIRST DOWNS	23	25
NET YARDS RUSHING	283	230
Rushing Attempts	39	39
NET YARDS PASSING	168	216
Completions-Attempts-Int	17-24-0	22-32-1
TOTAL OFFENSE YARDS	451	446
Total Offense Plays	63	71
Fumbles: Number-Lost	2-1	0-0
Penalties: Number-Yards	7-38	3-15
PUNTS-YARDS	3-120	2-93
KICKOFFS-YARDS	5-305	6-370
Punt Returns: Number-Yards-TD	0-0-0	1-10-0
Kickoff Returns: Number-Yards-TD	5-81-0	2-35-0
TIME OF POSSESSION	27:43	32:17
3rd Down Conversions	7 of 12	8 of 13
4th Down Conversions	2 of 2	0 of 1
Red-Zone: Scores-Chances	3-3	4-6
Sacks By: Number-Yards	0-0	0-0
PAT Kicks: Total-Made	3-3	2-2
Field Goals: Total-Made	0-0	2-2
Points Off Turnovers	0	7

Individual Statistics

Passing (C-A-I, Yd, TD)	UF - Anthony Richardson (17-24-0, 168, 0) Utah - Cameron Rising (22-32-1, 216, 1)
Rushing (Att-Yd, TD)	UF - Anthony Richardson (11-106, 3), Montrell Johnson Jr. (12-76, 1), Trevor Etienne (5-64, 0), Nay'Quan Wright (10-41, 0) Utah - Tavion Thomas (23-117, 1), Cameron Rising (7-91, 0) Chris Curry (5-13, 0), Micah Bernard (3-7, 1) Devaughn Vele (1-5, 0)
Receiving (Rec-Yd, TD)	UF - Ricky Pearsall (4-67, 0), Xzavier Henderson (6-41, 0) Justin Shorter (2-25, 0), Montrell Johnson Jr. (1-14, 0) Utah - Brant Kuithe (9-105, 1), Devaughn Vele (3-36, 0), Micah Bernard (5-31, 0)
Leading Tacklers	UF - Trey Dean III (12 Total, 1 TFL), Brenton Cox Jr. (10 Total, 0.5 TFL, 1 QH) Utah - Cole Bishop (12 Total, 0.5 TFL), Mohamoud Diabate (9 Total)
Sacks (Yds)	UF - N/A Utah - N/A
Fumbles (FF-FR (Yds))	UF - N/A Utah - R.J. Hubert (1-1 (47)), Elliss Jonah (1-0)
Interceptions (Yds)	UF - (1-0) Utah - N/A

No. 20 Kentucky 26, No. 12 Florida 16

Sept. 10| Ben Hill Griffin Stadium | Gainesville, Fla. | Attendance: 89,993

Score By Quarters	1	2	3	4	Final
Kentucky (2-0)	0	13	10	3	26
Florida (1-1)	3	13	0	0	16

SCORING SUMMARY UF-U

1st	10:03	Florida	Mihalek,Adam 39 yd Field Goal 5 plays, 30 yards, 1:39 TOP	3-0
2nd	11:36	Kentucky	Levis, Will 55 yd pass to Key, Dane (Ruffolo, Matt kick) 2 plays, 67 yards, 0:49 TOP	3-7
	10:01	Florida	Mihalek, Adam 50 yd field goal 5 plays, 42 yards, 1:35 TOP	6-7
	05:49	Florida	Etienne, Trevor 11 yarrd run (Pass to Etienne, Trevor)5 plays, 34 yards, 2:42 TOP	14-7
	4:12	Florida	Saftey by Kentucky	16-7
	1:25	Kentucky	Levis, Will 1 yd run (Failed) 3 plays, 6 yards, 1:22 TOP	16-13
3rd		Kentucky	Ruffolo, Matt 24 yd field goal 11 plays, 69 yards, 5:43 TOP	16-16
		Kentucky	Interception for touchdown Smith, Keidron 65 yd	16-23
4th		Kentucky	Ruffolo, Matt 24 yd field goal 7 plays, 16 yards, 2:38	16-26

Team Statistics UF UK

FIRST DOWNS	12	17
NET YARDS RUSHING	136	70
Rushing Attempts	30	38
NET YARDS PASSING	143	202
Completions-Attempts-Int	14-35-2	13-24-1
TOTAL OFFENSE YARDS	279	272
Total Offense Plays	65	62
Fumbles: Number-Lost	1-0	1-0
Penalties: Number-Yards	3-28	2-10
PUNTS-YARDS	3-120	2-93
KICKOFFS-YARDS	4-258	7-446
Punt Returns: Number-Yards-TD	2-1-0	2-8-0
Kickoff Returns: Number-Yards-TD	4-70-0	0-0-0
TIME OF POSSESSION	26:36	33:24
3rd Down Conversions	4 of 16	4 of 13
4th Down Conversions	1 of 3	0 of 1
Red-Zone: Scores-Chances	1-1	3-4
Sacks By: Number-Yards	3-18	1-8
PAT Kicks: Total-Made	0-0	2-2
Field Goals: Total-Made	2-2	2-3
Points Off Turnovers	8	13

Individual Statistics

Passing (C-A-I, Yd, TD)	UF - Anthony Richardson (14-35-2, 143, 0) Kentucky - Will Levis (13-24-1, 202, 1)
Rushing (Att-Yd, TD)	UF - Montrell Johnson Jr. (7-62, 0), Trevor Etienne (9-46, 1), Nay'Quan Wright (8-24, 0), Anthony Richardson (6-4, 0) Kentucky - Kavosiey Smoke (14-80, 0), La'Vell Wright (11-27, 0) Tayvion Robinson (4-11, 0), Barion Brown (1-3, 0) Will Levis (7- -12,
Receiving (Rec-Yd, TD)	UF - Xzavier Henderson (6-50, 0), Ricky Pearsall (2-39, 0) Justin Shorter (2-26, 0), Keon Zipperer (2-21, 0) Kentucky - Dane Key (3-83, 1), Chauncey Magwood (2-47, 0)
Leading Tacklers	UF - Trey Dean III (9 Total, 1.5 TFL, 0.5 Sack), Shemar James (7 Total, 1 QH), Gervon Dexter Sr. (7 Total, 0.5 Sack, 0.5 TFL, 1 INT, 1 BrUp) Kentucky - J.J. Weaver (9 Total), Jaquez Jones (7 Total)
Sacks (Yds)	UF - 3 (18) Kentucky - 1 (8)
Fumbles (FF-FR (Yds))	UF - N/A Kentucky - R.J. Hubert (1-1 (47)), Elliss Jonah (1-0)
Interceptions (Yds)	UF - (1-0) Kentucky - (2-83)

No. 18 Florida 31, South Florida 28

Sept. 17 | Ben Hill Griffin Stadium | Gainesville, Fla. | Attendance: 88,496

Score By Quarters	1	2	3	4	Final
South Florida (1-2)	7	6	8	7	28
Florida (2-1)	3	21	0	7	31

SCORING SUMMARY UF-USF

1st	08:12	Florida	Adam Mihalek 31 yd Field Goal 8 plays, 45 yards, 3:44 TOP	3-0
	01:21	USF	Brian Battie 10 yd rush (Spencer Shrader PAT) 12 plays, 81 yards, 06:46 TOP	3-7
2nd	14:49	Florida	Montrell Johnson JR. 62 yd rush (Adam Mihalek PAT) 3 plays, 75 yards, 1:32 TOP	10-7
	10:45	Florida	Spencer Shrader 22 yd field goal 9 plays, 70 yards, 4:04 TOP	10-10
	04:45	Florida	Nay'Quan Wright 7 yd rush (Adam Mihalek PAT) 12 plays, 88 yards, 6:00 TOP	17-10
	03:10	Florida	Jalen Kimber 39 yd interception return (Adam Mihalek PAT)	24-10
	00:10	USF	Spencer Shrader 49 yd field goal 12 plays, 43 yards, 3:00 TOP	24-13
3rd	10:27	USF	Gerry Bohanon 6 yd rush (Xavier Weaver pass from Sean Atkins) 4 plays, 18 yards, 1:34 TOP	24-21
4th	11:14	USF	Michel Dukes 1 yd rush (Spencer Shrader PAT) 11 plays, 51 yards, 6:21 TOP	24-28
4th	05:05	Florida	Trevor Etienne 3 yd rush (Adam Mihalek PAT) 4 plays, 28 yards, 1:46	31-28

Team Statistics UF USF

FIRST DOWNS	17	23
NET YARDS RUSHING	217	286
Rushing Attempts	30	46
NET YARDS PASSING	112	116
Completions-Attempts-Int	10-18-2	12-18-2
TOTAL OFFENSE YARDS	329	402
Total Offense Plays	48	74
Fumbles: Number-Lost	0-0	2-1
Penalties: Number-Yards	6-48	9-73
PUNTS-YARDS	2-86	1-32
KICKOFFS-YARDS	6-388	6-390
Punt Returns: Number-Yards-TD	0-0-0	1-20-0
Kickoff Returns: Number-Yards-TD	0-0-0	4-93-0
TIME OF POSSESSION	23:41	36:19
3rd Down Conversions	3 of 8	8 of 15
4th Down Conversions	0 of 0	2 of 2
Red-Zone: Scores-Chances	3-4	4-5
Sacks By: Number-Yards	0-0	1-4
PAT Kicks: Total-Made	4-4	2-2
Field Goals: Total-Made	1-1	2-3
Points Off Turnovers	16	8

Individual Statistics

Passing (C-A-I, Yd, TD)	UF - Anthony Richardson (10-18-2, 112, 0) USF - Gerry Bohanon (12-28-2, 116, 0)
Rushing (Att-Yd, TD)	UF - Montrell Johnson Jr. (6-103, 1), Trevor Etienne (8-56, 1), Nay'Quan Wright (6-37, 1), Anthony Richardson (7-24, 0) USF - Brian Battie (17-150, 1), Gerry Bohanon (15-102, 1), Jaren Mangham (5-33, 0), Michel Dukes (7-12, 1)
Receiving (Rec-Yd, TD)	UF - Keon Zipperer (3-29, 0), Xzavier Henderson (3-3, 0), Justin Shorter (2-33, 0), Trent Whittemore (1-33, 0), Ricky Pearsall (1-14, 0) USF - Xavier Weaver (8-82, 0), Brian Battie (2-7, 0), Khafre Brown (1-20, 0)
Leading Tacklers	UF - Trey Dean III (9 Total, 6 Solo), Brenton Cox Jr. (9 Total, 1 TFL, 2 QBH) USF - JAntonio Grier (10 Total, 0.5 TFL), Mekhi LaPointe (7 Total, 1 Sack, 2 TFL)
Sacks (Yds)	UF - 0 (0) USF - 1 (4)
Fumbles (FF-FR (Yds))	UF - (1-1 (0)) USF - N/A
Interceptions (Yds)	UF - (2-39) USF - (2-37)

No. 11 Tennessee 38, No. 20 Florida 33

Sept. 24 | Neyland Stadium | Knoxville, Tenn. | Attendance: 101,915

Score By Quarters	1	2	3	4	Final
Tennessee (4-0)	3	14	14	7	38
Florida (2-2)	0	14	7	12	33

SCORING SUMMARY UT-USF

1st	01:11	Tennessee	Chase McGrath 32 yard Field Goal 10 plays, 51 yards, 03:24 TOP	0-3
2nd	12:41	Florida	Keon Zipperer 44 yard TD reception (PAT Adam Mihalek) 8 plays, 75 yards, 03:30 TOP	7-3
	11:59	Tennessee	Hendon Hooker 4 yard TD rush (PAT Chase McGrath) 3 plays, 75 yards, 00:42 TOP	7-10
	08:28	Florida	Anthony Richardson 7 yard TD rush (PAT Adam Mihalek) 8 plays, 75 yards, 03:31 TOP	14-10
	00:07	Tennessee	Bru McCoy 1 yard TD reception (PAT Chase McGrath) 12 plays, 99 yards, 02:43 TOP	14-17
3rd	12:08	Tennessee	Jabari 16 yard TD reception (PAT Chase McGrath) 10 plays, 73 yards, 02:47 TOP	14-24
	05:55	Florida	Anthony Richardson 1 yard TD rush (PAT Adam Mihalek) 12 plays, 75 yards, 06:13 TOP	21-24
	03:58	Tennessee	Jabari Small 1 yard TD rush (PAT Chase McGrath) 5 plays, 62 yards, 01:49 TOP	21-31
4th	07:55	Tennessee	Jaylen Wright 5 yard TD rush (PAT Chase McGrath) 10 plays, 87 yards, 04:39	21-38
	04:49	Florida	Montrell Johnson Jr. 5 yard TD rush (2pt no good) 10 plays, 75 yards, 03:06	38-27
	00:17	Florida	Ricky Pearsall 3 yard TD reception (2pt no good) 7 plays, 71 yards, 00:54 TOP	38-33

Team Statistics UF UT

FIRST DOWNS	31	27
NET YARDS RUSHING	141	227
Rushing Attempts	42	42
NET YARDS PASSING	453	349
Completions-Attempts-Int	24-45-1	22-28-0
TOTAL OFFENSE YARDS	594	576
Total Offense Plays	87	70
Fumbles: Number-Lost	1-1	2-2
Penalties: Number-Yards	10-47	6-50
PUNTS-YARDS	1-49	0-0
KICKOFFS-YARDS	4-249	7-446
Punt Returns: Number-Yards-TD	0-0-0	0-0-0
Kickoff Returns: Number-Yards-TD	3-44-0	2-61-0
TIME OF POSSESSION	34:56	25:04
3rd Down Conversions	7 of 15	6 of 9
4th Down Conversions	5 of 6	0 of 2
Red-Zone: Scores-Chances	4-6	6-6
Sacks By: Number-Yards	3-15	1-4
PAT Kicks: Total-Made	3-3	5-5
Field Goals: Total-Made	0-1	1-1
Points Off Turnovers	0	7

Individual Statistics

Passing (C-A-I, Yd, TD)	UF - Anthony Richardson (24-44-1, 453, 2) UT - Hendon Hooker (22-28-0, 349, 2)
Rushing (Att-Yd, TD)	UF - Anthony Richardson (17-62, 2), Trevor Etienne (9-35, 0), Nay'Quan Wright (8-26, 0), Montrell Johnson Jr. (8-18, 1) UT - Hendon Hooker (13-112, 1), Jabari Small (19-90, 1), Jaylen Wright (10-25, 1)
Receiving (Rec-Yd, TD)	UF - Justin Shorter (7-155, 0), Ricky Pearsall (5-103, 1), Xzavier Henderson (4-68, 0), Trent Whittemore (2-31, 0), Keon Zipperer (3-62, 0), UT - Bru McCoy (5-102, 1), Jalin Hyatt (5-58, 0), Ramel Keyton (3-69, 0), Princeton Fant (5-43, 0), Jabari Small (3-32, 1)
Leading Tacklers	UF - Rashad Torrence II (13 Total, 11 Solo, 1 Breakup), Amari Burney (8 Total, 2 TFL, 2 Sacks, 1 FF) UT - Kamal Hadden (7 Total, 5 solo, 1 TFL, 1 INT), Jeremy Banks (7 Total, 5 solo, 0.5 TFL, 1 QBH)
Sacks (Yds)	UF - 3 (15) UT - 1 (4)
Fumbles (FF-FR (Yds))	UF - (2-2 (0)) UT - (1-1 (0))
Interceptions (Yds)	UF - N/A UT - (1-5)

Florida 52, Eastern Washington 17

Oct. 2 | Ben Hill Griffin Stadium | Gainesville, Fla. | Attendance: 72,462

Score By Quarters	1	2	3	4	Final
Florida (3-2)	14	21	10	14	52
Eastern Washington (1-3)	3	0	0	7	17

SCORING SUMMARY

Time	Team	Player	Description	Score
1st 08:04	EWU	Seth Harrison	44 yard Field Goal	0-3
			13 plays, 49 yards, 06:56 TOP	
07:53	Florida	Justin Shorter	75 yard TD reception (PAT Adam Mihalek)	7-3
			1 play, 75 yards, 00:11 TOP	
01:13	Florida	Montrell Johnson Jr.	3 yard TD rush (PAT Adam Mihalek)	14-3
			4 plays, 82 yards, 01:54 TOP	
2nd 09:22	Florida	Nay'Quan Wright	4 yard TD rush (PAT Adam Mihalek)	21-3
			10 plays, 89 yards, 04:22 TOP	
05:48	Florida	Rick Pearsall	76 yard TD rush (PAT Adam Mihalek)	28-3
			1 play, 76 yards, 00:16 TOP	
03:02	Florida	Xzavier Henderson	21 yard TD reception (PAT Adam Mihalek)	35-3
			4 plays, 40 yards, 01:47 TOP	
3rd 07:47	Florida	Adam Mihalek	36 yard Field Goal	38-3
			7 plays, 73 yards, 03:47 TOP	
04:25	Florida	Caleb Douglas	62 yard TD reception (PAT Adam Mihalek)	45-3
			2 plays, 71 yards, 00:51 TOP	
4th 11:53	Florida	Lorenzo Lingard	11 yard TD rush (PAT Adam Mihalek)	52-3
			6 plays, 50 yards, 03:44	
08:35	EWU	Jakobie James	28 yard TD reception (PAT Seth Harrison)	52-10
			9 plays, 75 yards, 03:18	
03:17	EWU	Kekoa Visperas	25 yard TD rush (PAT Seth Harrison)	52-17
			9 plays, 71 yards, 03:10 TOP	

Team Statistics

	UF	EWU
FIRST DOWNS	20	27
NET YARDS RUSHING	274	153
Rushing Attempts	28	45
NET YARDS PASSING	392	258
Completions-Attempts-Int	16-22-1	25-40-0
TOTAL OFFENSE YARDS	666	411
Total Offense Plays	50	85
Fumbles: Number-Lost	1-0	2-1
Penalties: Number-Yards	5-40	5-45
PUNTS-YARDS	0-0	5-212
KICKOFFS-YARDS	9-578	4-260
Punt Returns: Number-Yards-TD	3-23-0	0-0-0
Kickoff Returns: Number-Yards-TD	1-24-0	2-30-0
TIME OF POSSESSION	23:32	36:28
3rd Down Conversions	3 of 6	8 of 18
4th Down Conversions	0 of 1	1 of 4
Red-Zone: Scores-Chances	5-6	1-2
Sacks By: Number-Yards	2-21	0-0
PAT Kicks: Total-Made	7-7	5-5
Field Goals: Total-Made	0-1	2-2
Points Off Turnovers	7	0

Individual Statistics

Passing (C-A-I, Yd, TD)	UF - Anthony Richardson (8-10-1, 240, 2), Jalen Kitna (8-12-0, 152, 1) EWU - Gunner Talkington (24-37-0, 250, 1) Kekoa Visperas (1-3-0, 8, 0)
Rushing (Att-Yd, TD)	UF - Ricky Pearsall (1-76, 1), Anthony Richardson (1-45, 0), Lorenzo Lingard (5-45, 0), Eddie Battle (2-32, 0) Nay'Quan Wright (7-31, 1), Montrell Johnson Jr. (5-26, 1), Trevor Etienne (4-22, 0), EWU - Tuna Altahir (15-52, 0), Justice Jackson (10-38, 0), Kekoa Visperas (2-28, 1)
Receiving (Rec-Yd, TD)	UF - Justin Shorter (1-75, 1), Daejon Reynolds (2-74, 0), Caleb Douglas (1-62, 1), Keon Zipperer (2-47, 0), Xzavier Henderson (2-40, 1), Trent Whittemore (1-23, 0), Ricky Pearsall (1-22, 0), EWU - Freddie Roberson (4-62, 0), Efton Chism III (5-59, 0), Jakobie James (2-42, 0), Nolan Ulm (4-42, 0)
Leading Tacklers	UF - Rashad Torrence II (10 Total, 5 Solo), Shemar James (8 Total), EWU - Sherwin King Jr. (6 Total, 3 solo), Marlon Jones Jr. (4 Total, 2 solo, 1.0 TFL, 1 INT)
Sacks (Yds)	UF - 2 (21) EWU - N/A
Fumbles (FF-FR (Yds))	UF - N/A EWU - N/A
Interceptions (Yds)	UF - N/A EWU - 1 (0)

Florida 24, Missouri 17

Oct. 8 | Ben Hill Griffin Stadium | Gainesville, Fla. | Attendance: 88,471

Score By Quarters	1	2	3	4	Final
Vanderbilt (2-4, 0-2 SEC)	0	0	0	0	0
Florida (4-2, 2-2 SEC)	14	7	21	0	42

SCORING SUMMARY

Time	Team	Player	Description	Score
1st 02:58	Florida	Adam Mihalek	37 yard Field Goal	3-0
			4 plays, 4 yards, 01:35 TOP	
01:01	Florida	Jaydon Hill	49 yard INT return for TD (PAT Adam Mihalek)	10-0
2nd 03:55	Missouri	Cody Schrader	5 yard TD rush (PAT Harrison Mevis)	10-7
			11 plays, 67 yards, 05:36 TOP	
00:20	Missouri	Harrison Mevis	28 yard Field Goal	10-10
			9 plays, 21 yards, 02:37 TOP	
3rd 06:55	Florida	Montrell Johnson Jr.	3 yard TD rush (PAT Adam Mihalek)	17-10
			6 play, 82 yards, 02:35 TOP	
4th 11:10	Florida	Ricky Pearsall	9 yard TD reception (PAT Adam Mihalek)	24-10
			9 plays, 91 yards, 04:52 TOP	
05:58	Missouri	Nathaniel Peat	18 yard TD rush (PAT Harrison Mevis)	24-17
			9 plays, 75 yards, 05:12 TOP	

Team Statistics

	UF	MIZ
FIRST DOWNS	13	21
NET YARDS RUSHING	231	150
Rushing Attempts	32	42
NET YARDS PASSING	66	220
Completions-Attempts-Int	8-14-1	22-30-2
TOTAL OFFENSE YARDS	297	370
Total Offense Plays	46	72
Fumbles: Number-Lost	2-1	0-0
Penalties: Number-Yards	1-5	6-55
PUNTS-YARDS	1-42	4-159
KICKOFFS-YARDS	5-325	4-260
Punt Returns: Number-Yards-TD	1-48-0	0-0-0
Kickoff Returns: Number-Yards-TD	0-0-0	1-21-0
TIME OF POSSESSION	23:51	36:09
3rd Down Conversions	3 of 11	9 of 17
4th Down Conversions	1 of 1	0 of 1
Red-Zone: Scores-Chances	3-3	3-4
Sacks By: Number-Yards	4-16	1-2
PAT Kicks: Total-Made	3-3	2-2
Field Goals: Total-Made	1-3	1-1
Points Off Turnovers	14	0

Individual Statistics

Passing (C-A-I, Yd, TD)	UF - Anthony Richardson (8-14-1, 66, 1) MIZ - Brady Cook (22-30-2, 220, 0)
Rushing (Att-Yd, TD)	UF - Montrell Johnson Jr. (8-86, 1), Trevor Etienne (10-83, 0), Anthony Richardson (5-45, 0), Nay'Quan Wright (5-22, 0), MIZ - Nathaniel Peat (20-117, 1), Cody Schrader (8-17, 1), Brady Cook (14-26, 0)
Receiving (Rec-Yd, TD)	UF - Xzavier Henderson (2-8, 0), Justin Shorter (1-20, 0), Dante Zanders (1-12, 0), Ricky Pearsall (1-9, 1) MIZ - Luther Burden (5-20, 0), Mookie Cooper (4-58, 0), Dominic Lovett (4-29, 0), Cody Schrader (3-31, 0)
Leading Tacklers	UF - Ventrell Miller (11 Total, 10 Solo), Amari Burney (8 Total), Trey Dean III (7 Total) MIZ - Isaiah McGuire (7 Total, 4 solo), Jaylon Carlies (5 Total)
Sacks (Yds)	UF - 4 (16) MIZ - 1 (2)
Fumbles (FF-FR (Yds))	UF - N/A MIZ - (2-1 (0))
Interceptions (Yds)	UF - 2 (54) MIZ - 1 (0)

LSU 45, Florida 35

Oct. 15 | Ben Hill Griffin Stadium | Gainesville, Fla. | Attendance: 90,585

Score By Quarters	1	2	3	4	Final
Florida (4-3)	14	7	0	14	35
LSU (5-2)	7	21	14	3	45

SCORING SUMMARY UF-LSU

1st	14:01	Florida	Justin Shorter 51 yard TD reception (PAT Adam Mihalek) 2 plays, 52 yards, 00:51 TOP	7-0
	7:46	LSU	John Emery Jr. 7 yard TD run (PAT Damian Ramos) 12 plays, 75 yards, 06:15 TOP	7-7
	2:00	Florida	Montrell Johnson Jr. 39 yard TD run (PAT Adam Mihalek) 10 plays, 75 yards, 05:46 TOP	14-7
2nd	11:55	LSU	Jayden Daniels 1 yard TD run (PAT Damian Ramos) 12 plays, 73 yards, 04:55 TOP	14-14
	8:13	UF	Montrell Johnson Jr. 3 yard TD run (PAT Adam Mihalek) 5 plays, 13 yards, 01:24 TOP	21-14
	5:55	LSU	Brian Thomas Jr. 24 yard TD reception (PAT Damian Ramos) 7 plays, 75 yards, 02:18 TOP	21-21
	2:24	LSU	Jaray Jenkins 54 yard TD reception (PAT Damian Ramos) 5 plays, 82 yards, 01:55 TOP	21-28
3rd	13:17	LSU	Jayden Daniels 9 yard TD run (PAT Damian Ramos) 4 play, 75 yards, 01:43 TOP	21-35
	1:07	LSU	Jayden Daniels 9 yard TD run (PAT Damian Ramos) 13 plays, 88 yards, 05:51 TOP	21-42
4th	14:46	UF	Anthony Richardson 81 yard TD run (PAT Adam Mihalek) 2 plays, 75 yards, 01:21 TOP	28-42
	07:39	UF	Trevor Etienne 1 yard TD run (PAT Adam Mihalek) 11 plays, 80 yards, 05:18 TOP	35-42
	1:39	LSU	Damian Ramos 47 yard field goal 12 plays, 46 yards, 05:47 TOP	35-45

Team Statistics	UF	LSU
FIRST DOWNS	19	26
NET YARDS RUSHING	210	179
Rushing Attempts	33	38
NET YARDS PASSING	185	349
Completions-Attempts-Int	15-26-0	23-32-0
TOTAL OFFENSE YARDS	395	528
Total Offense Plays	59	70
Fumbles: Number-Lost	0-0	1-1
Penalties: Number-Yards	5-35	5-30
PUNTS-YARDS	2-112	1-40
KICKOFFS-YARDS	6-382	8-519
Punt Returns: Number-Yards-TD	0-0-0	2-(-6)-0
Kickoff Returns: Number-Yards-TD	3-100-0	1-27-0
TIME OF POSSESSION	28:13	31:47
3rd Down Conversions	7 of 12	8 of 12
4th Down Conversions	0 of 3	2 of 2
Red-Zone: Scores-Chances	2-3	5-5
Sacks By: Number-Yards	1-8	1-6
PAT Kicks: Total-Made	5-5	6-6
Field Goals: Total-Made	0-0	1-1
Points Off Turnovers	0	0

Individual Statistics	UF	LSU
Passing (C-A-I, Yd, TD)	UF - Anthony Richardson (15-25-0, 185, 1) LSU - Jayden Daniels (23-32-0, 349, 3)	
Rushing (Att-Yd, TD)	UF - Anthony Richardson (9-115, 1), Montrell Johnson Jr. (13-62, 2), Trevor Etienne (8-29, 1), Lorenzo Lingard (3-16, 0) LSU - Josh Williams (14-107, 0), Jayden Daniels (14-54, 3), John Emery Jr. (8-31, 0)	
Receiving (Rec-Yd, TD)	UF - Justin Shorter (3-71, 1), Xzavier Henderson (4-42, 0), Ricky Pearsall (2-49, 0) LSU - Kayshon Boutte (6-115, 0), Jaray Jenkins (2-67, 0), Malik Nabers (4-48, 0), Kole Taylor (2-33, 0)	
Leading Tacklers	UF - Ventrell Miller (9 Total, 5 Solo), Amari Burney (8 Total), Gervon Dexter Sr. (8 Total) LSU - Micah Baskerville (11 Total, 7 solo), Greg Penn III (6 Total)	
Sacks (Yds)	UF - 1 (8) LSU - 1 (6)	
Fumbles (FF-FR (Yds))	UF - 0-1 (0) LSU - N/A	
Interceptions (Yds)	UF - N/A LSU - N/A	

No. 1 Georgia 42, Florida 20

Oct. 29 | TIAA Bank Field | Jacksonville, Fla. | Attendance: 75,868

Score By Quarters	1	2	3	4	Final
Florida (4-4)	0	3	17	0	20
Georgia (8-0)	7	7	14	14	42

SCORING SUMMARY UF-UGA

1st	7:15	Georgia	Daijun Edwards 1-yard run (PAT Jack Podlesny) 8 plays, 66 yards, 3:06 TOP	0-7
	1:30	Georgia	Kenny McIntosh 2-yard run (PAT Jack Podlesny) 8 plays, 80 yards, 3:28 TOP	0-14
2nd	12:36	Georgia	Brock Bowers 73-yard reception (PAT Jack Podlesny) 3 plays, 83 yards, 0:50 TOP	0-21
	5:35	UF	Adam Mihalek 52-yard field goal 6 plays, 42 yards, 3:07 TOP	3-21
	0:17	Georgia	Ladd McConkey 7-yard reception (PAT Jack Podlesny) 7 plays, 54 yards, 0:45 TOP	3-28
3rd	9:34	UF	Trevor Etienne 3-yard run (PAT Adam Mihalek) 13 plays, 75 yards, 5:26 TOP	10-28
	6:07	UF	Adam Mihalek 26-yard field goal 7 plays, 17 yards, 3:10 TOP	13-28
	3:31	UF	Xzavier Henderson 78-yard reception (PAT Adam Mihalek) 3 play, 82 yards, 0:56 TOP	20-28
	0:35	Georgia	Daijun Edwards 22-yard run (PAT Jack Podlesny) 6 plays, 78 yards, 2:50 TOP	20-35
4th	11:44	Georgia	Kenny McIntosh 4-yard run (PAT Jack Podlesny) 8 plays, 49 yards, 2:14 TOP	20-42

Team Statistics	UF	UGA
FIRST DOWNS	16	27
NET YARDS RUSHING	100	239
Rushing Attempts	34	40
NET YARDS PASSING	271	316
Completions-Attempts-Int	18-37-0	19-38-2
TOTAL OFFENSE YARDS	371	555
Total Offense Plays	71	78
Fumbles: Number-Lost	0-0	1-1
Penalties: Number-Yards	7-53	4-40
PUNTS-YARDS	6-278	3-118
KICKOFFS-YARDS	5-310	7-451
Punt Returns: Number-Yards-TD	1-12-0	1-7-0
Kickoff Returns: Number-Yards-TD	2-48-0	3-45-0
TIME OF POSSESSION	28:43	31:17
3rd Down Conversions	4 of 16	6 of 12
4th Down Conversions	0 of 3	2 of 3
Red-Zone: Scores-Chances	2-4	4-4
Sacks By: Number-Yards	0-0	3-29
PAT Kicks: Total-Made	2-2	6-6
Field Goals: Total-Made	2-2	0-0
Points Off Turnovers	10	0

Individual Statistics	UF	UGA
Passing (C-A-I, Yd, TD)	UF - Anthony Richardson (18-37-0, 271, 1) Georgia - Stetson Bennett (19-38-2, 316, 2)	
Rushing (Att-Yd, TD)	UF - Trevor Etienne (11-53, 1), Montrell Johnson Jr. (11-24, 0), Anthony Richardson (11-19, 0), Lorenzo Lingard (1-4, 0) Georgia - Daijun Edwards (12-106, 2), Kenny McIntosh (16-90, 2), Branson Robinson (9-35, 0)	
Receiving (Rec-Yd, TD)	UF - Xzavier Henderson (5-110, 1), Justin Shorter (3-66, 0), Ricky Pearsall (3-38, 0), Trevor Etienne (3-20, 0) Georgia - Brock Bowers (5-154, 1), Ladd McConkey (4-51, 1), Darnell Washington (3-47, 0)	
Leading Tacklers	UF - Rashad Torrence (11 Total, 6 Solo), Amari Burney (7 Total), Jason Marshall Jr. (6 Total) Georgia - Javon Bullard (8 Total, 5 solo), Smael Mondon Jr. (7 Total), Jamon Dumas-Johnson (7 Total)	
Sacks (Yds)	UF - N/A Georgia - 3 (29)	
Fumbles (FF-FR (Yds))	UF - 1-1 (0) Georgia - N/A	
Interceptions (Yds)	UF - 2 (0) Georgia - N/A	

Florida 41, Texas A&M 24

Nov. 5 Kyle Field | College Station, Texas. | Attendance: 97,797

Score By Quarters	1	2	3	4	Final
Florida (5-4)	17	3	14	7	41
Texas A&M (3-6)	14	10	0	0	24

SCORING SUMMARY

UF-TAMU

Time	Team	Description	Score
1st 10:41	UF	Adam Mihalek 50-yard field goal	3-0
		9 plays, 42 yards, 4:19 TOP	
9:21	Texas A&M	Devon Achane 5-yard run	3-7
		(PAT Randy Bond) 3 plays, 75 yards, 1:20 TOP	
6:01	UF	Anthony Richardson 10-yard run	10-7
		(PAT Adam Mihalek) 8 plays, 75 yards, 3:20 TOP	
1:47	Texas A&M	Devon Achane 5-yard reception	10-14
		(PAT Randy Bond) 11 plays, 75 yards, 4:14 TOP	
0:33	UF	Anthony Richardson 60-yard run	17-14
		(PAT Adam Mihalek) 3 plays, 75 yards, 1:14 TOP	
2nd 11:58	Texas A&M	Randy Bond 24-yard field goal	17-17
		10 plays, 68 yards, 3:35 TOP	
4:49	UF	Adam Mihalek 24-yard field goal	20-17
		15 plays, 68 yards, 7:09 TOP	
1:00	Texas A&M	Devon Achane 2-yard run	20-24
		(PAT Randy Bond) 6 play, 74 yards, 1:04 TOP	
3rd 13:32	UF	Ja'Quavion Frazier 19-yard reception	27-24
		(PAT Adam Mihalek) 2 plays, 40 yards, 0:32 TOP	
3:58	UF	Caleb Douglas 12-yard reception	34-24
		(PAT Adam Mihalek) 10 plays, 81 yards, 5:06 TOP	
4th 1:21	UF	Montrell Johnson Jr. 5-yard run	41-24
		(PAT Adam Mihalek) 4 plays, 24 yards, 2:15 TOP	

Team Statistics

UF TAMU

FIRST DOWNS	28	23
NET YARDS RUSHING	291	134
Rushing Attempts	50	25
NET YARDS PASSING	201	271
Completions-Attempts-Int	17-28-0	23-45-2
TOTAL OFFENSE YARDS	492	413
Total Offense Plays	78	70
Fumbles: Number-Lost	0-0	2-2
Penalties: Number-Yards	10-39	5-39
PUNTS-YARDS	6-278	3-118
KICKOFFS-YARDS	3-134	6-266
Punt Returns: Number-Yards-TD	2-35-0	0-0-0
Kickoff Returns: Number-Yards-TD	0-0-0	1-19-0
TIME OF POSSESSION	37:07	22:53
3rd Down Conversions	4 of 12	4 of 13
4th Down Conversions	1 of 2	0 of 1
Red-Zone: Scores-Chances	5-7	4-4
Sacks By: Number-Yards	2-012	1-5
PAT Kicks: Total-Made	5-5	3-3
Field Goals: Total-Made	2-3	1-1
Points Off Turnovers	0	0

Individual Statistics

Passing (C-A-I, Yd, TD)	UF - Anthony Richardson (17-28-0, 201, 2) TAMU - Haynes King (23-45-0, 279, 1)
Rushing (Att-Yd, TD)	UF - Montrell Johnson Jr. (22-100, 1), Trevor Etienne (17-80, 0), Anthony Richardson (7-78, 2), Ricky Pearsall (3-34, 0) TAMU - Devon Achane (16-122, 2), Le'Veon Moss (7-24, 0)
Receiving (Rec-Yd, TD)	UF - Ricky Pearsall (3-65, 0), Ja'Quavion Frazier (4-50, 1), Xzavier Henderson (4-33, 0), Caleb Douglas (3-25, 1), Montrel Johnson Jr. (2-20, 0), Dante Zanders (1-8, 0) TAMU - Evan Stewart (8-120, 0), Moose Muhammad III (7-99, 0), Max Wright (5-59, 0), Devon Achane (3-1, 1)
Leading Tacklers	UF - Trey Dean III (7 Total, 6 Solo), Gervon Dexter Jr. (6 Total), Antwaun Powell-Ryland Jr. (6 Total, 1 Sack, 2 TFL) TAMU - Jacoby Matthews (15 Total, 9 solo), Jarred Kerr (10 Total), Tyreek Chappell (8 Total)
Sacks (Yds)	UF - 2 (12) TAMU - 1 (5)
Fumbles (FF-FR (Yds))	UF - 2-2 (0) TAMU - N/A
Interceptions (Yds)	UF - N/A TAMU - N/A

Florida 38, South Carolina 6

Nov. 12 | Ben Hill Griffin Stadium | Gainesville, Florida | Attendance: 89,454

Score By Quarters	1	2	3	4	Final
Florida (6-4)	21	3	7	7	38
South Carolina (6-4)	0	6	0	0	6

SCORING SUMMARY

UF-SC

1st 9:17	UF	Anthony Richardson 3-yard run	7-0
		(PAT Adam Mihalek) 14 plays, 75 yards, 5:43 TOP	
4:31	UF	Ricky Pearsall 15-yard reception	14-0
		(PAT Adam Mihalek) 7 plays, 64 yards, 2:40 TOP	
1:59	UF	Trevor Etienne 85-yard run	21-0
		(PAT Adam Mihalek) 2 plays, 85 yards, 0:21 TOP	
2nd 6:24	UF	Adam Mihalek 28-yard field goal	24-0
		11 plays, 82 yards, 6:19 TOP	
1:52	SC	Dakereon Joyner 48-yard reception	24-6
		(2pt No Good) 9 plays, 75 yards, 4:32 TOP	
3rd 9:43	UF	Jonathan Odom 4-yard reception	31-6
		(PAT Adam Mihalek) 3 plays, 12 yards, 1:15 TOP	
4th 6:02	UF	Montrell Johnson Jr. 8-yard run	38-6
		(PAT Adam Mihalek) 8 plays, 48 yards, 4:08 TOP	

Team Statistics

UF SC

FIRST DOWNS	26	11
NET YARDS RUSHING	374	44
Rushing Attempts	54	23
NET YARDS PASSING	141	193
Completions-Attempts-Int	13-25-0	19-27-0
TOTAL OFFENSE YARDS	515	237
Total Offense Plays	79	50
Fumbles: Number-Lost	4-1	3-3
Penalties: Number-Yards	7-50	11-82
PUNTS-YARDS	2-116	6-270
KICKOFFS-YARDS	7-432	2-130
Punt Returns: Number-Yards-TD	3-0-0	1-37-0
Kickoff Returns: Number-Yards-TD	0-0-0	2-30-0
TIME OF POSSESSION	36:20	23:40
3rd Down Conversions	9 of 15	3 of 11
4th Down Conversions	1 of 2	1 of 2
Red-Zone: Scores-Chances	5-8	0-1
Sacks By: Number-Yards	3-24	3-15
PAT Kicks: Total-Made	5-5	0-0
Field Goals: Total-Made	1-2	0-0
Points Off Turnovers	7	0

Individual Statistics

Passing (C-A-I, Yd, TD)	UF - Anthony Richardson (11-23-0, 112, 2), Jalen Kitna (2-2-0, 29, 0) SC - Spencer Rattler (18-26-0, 145, 0), Kai Kroeger (1-1-0, 48, 1)
Rushing (Att-Yd, TD)	UF - Montrell Johnson Jr. (24-161, 1), Trevor Etienne (8-100, 1), Anthony Richardson (15-96, 1), Nay'Quan Wright (3-15, 0) SC - Jaheim Bell (12-35, 0), Dakereon Joyner (2-17, 0)
Receiving (Rec-Yd, TD)	UF - Caleb Douglas (3-53, 0), Xzavier Henderson (2-15, 0), Kahleil Jackson (1-23, 0), Ricky Pearsall (1-15, 1), Jonathan Odom (2-6, 1) SC - Josh Vann (3-40, 0), Jalen Brooks (3-30, 0), Ahmarean Brown (3-19, 0), Dakereon Joyner (2-73, 1)
Leading Tacklers	UF - Amari Burney (4 Total, 1 Solo), Ventrell Miller (4 Total, 4 Solo) SC - Sherrod Greene (10 Total, 4 solo), Debo Williams (7 Total), Jordan Burch (7 Total)
Sacks (Yds)	UF - 3 (24) SC - 3 (15)
Fumbles (FF-FR (Yds))	UF - 3-3 (16) SC - 2-1 (0)
Interceptions (Yds)	UF - N/A SC - N/A

Vanderbilt 31, Florida 24

Nov. 19 | FirstBank Stadium | Nashville, Tennessee | Attendance: 30,136

Score By Quarters	1	2	3	4	Final
Florida (6-5)	3	3	6	12	24
Vanderbilt (5-6)	0	14	14	3	31

SCORING SUMMARY UF-VAN

1st	8:21	UF	Adam Mihalek 26-yard field goal	3-0
			11 plays, 63 yards, 5:14 TOP	
2nd	11:04	VAN	Jayden McGowan 10-yard reception	3-7
			(PAT Joseph Bulovas) 11 plays, 81 yards, 6:31 TOP	
	4:38	UF	Adam Mihalek 44-yard field goal	6-7
			9 plays, 48 yards, 5:20 TOP	
	3:22	VAN	Wesley Schelling Fumble Recovery in Endzone	6-14
			(PAT Joseph Bulovas)	
3rd	10:17	UF	Montrell Johnson Jr. 3-yard reception	12-14
			(2pt No Good) 11 plays, 75 yards, 4:43 TOP	
3rd	3:23	VAN	Gavin Schoenwald 7-yard reception	12-21
			(PAT Joseph Bulovas) 12 plays, 66 yards, 6:49 TOP	
	2:06	VAN	Ben Bresnahan 28-yard reception	12-28
			(PAT Joseph Bulovas) 1 play, 28 yards, 0:11 TOP	
4th	12:03	UF	Daejon Reynolds 74-yard reception	18-28
			(2pt No Good) 2 plays, 91 yards, 0:27 TOP	
	4:38	VAN	Joseph Bulovas 27-yard field goal	18-31
			4 plays, 3 yards, 0:21 TOP	
	3:13	UF	Daejon Reynolds 16-yard reception	24-31
			(PAT Adam Mihalek Missed) 7 plays, 75 yards, 1:20 TOP	

Team Statistics	UF	VAN
FIRST DOWNS	20	18
NET YARDS RUSHING	45	175
Rushing Attempts	21	46
NET YARDS PASSING	400	108
Completions-Attempts-Int	25-43-1	10-16-1
TOTAL OFFENSE YARDS	445	283
Total Offense Plays	64	62
Fumbles: Number-Lost	2-1	1-1
Penalties: Number-Yards	7-80	4-35
PUNTS-YARDS	3-139	4-174
KICKOFFS-YARDS	5-314	6-382
Punt Returns: Number-Yards-TD	1-(-5)-0	0-0-0
Kickoff Returns: Number-Yards-TD	2-41-0	2-62-0
TIME OF POSSESSION	26:34	33:26
3rd Down Conversions	4 of 15	7 of 14
4th Down Conversions	3 of 4	0 of 1
Red-Zone: Scores-Chances	3-3	3-3
Sacks By: Number-Yards	1-2	0-0
PAT Kicks: Total-Made	0-1	4-4
Field Goals: Total-Made	1-2	0-0
Points Off Turnovers	7	0

Individual Statistics

Passing (C-A-I, Yd, TD)	UF - Anthony Richardson (25-42-1, 400, 3) VAN - Mike Wright (10-16-1, 108, 3)
Rushing (Att-Yd, TD)	UF - Montrell Johnson Jr. (11-32, 0), Anthony Richardson (4-25, 0) Trevor Etienne (4-9, 0), VAN - Ray Davis (30-122, 0), Patrick Smith (8-40, 0), Mike Wright (8-13, 0)
Receiving (Rec-Yd, TD)	UF - Daejon Reynolds (8-165, 2), Justin Shorter (8-106, 0), Thai Chiaokhiao-Bowman (3-57, 0), Ricky Pearsall (1-27, 0) Trevor Etienne (1-26, 0) VAN - Jayden McGowan (3-23, 1), Will Sheppard (2-20, 0), Ben Bresnahan (1-12, 0), Gavin Schoenwald (1-7, 1)
Leading Tacklers	UF - Ventrell Miller (11 Total, 3 Solo), Amari Burney (10 Total, 4 Solo) VAN - CJ Taylor (10 Total, 3 solo), Anfernee Orji (8 Total, 4 Solo)
Sacks (Yds)	UF - 31(2) VAN - N/A
Fumbles (FF-FR (Yds))	UF - 1-1 (0) VAN - 0-1 (0)
Interceptions (Yds)	UF - 1 (0) VAN - 1 (0)

No. 16 Florida State 45, Florida 38

Nov. 25 | Doak Campbell Stadium | Tallahassee, Florida | Attendance: 79,560

Score By Quarters	1	2	3	4	Final
Florida (6-6)	14	10	0	14	38
Florida State (9-3)	14	7	17	7	45

SCORING SUMMARY UF-FS

1st	11:30	FSU	Trey Benson 9-yard run	0-7
			(PAT Ryan Fitzgerald) 2 plays, 54 yards, 0:34 TOP	
	11:14	UF	Ricky Pearsall 52-yard reception	7-7
			(PAT Adam Mihalek) 1 plays, 52 yards, 0:07 TOP	
	4:06	UF	Jonathan Odum 12-yard reception	14-7
			(PAT Adam Mihalek) 9 plays, 63 yards, 4:21 TOP	
	1:28	FSU	Travis Jordan 29-yard run	14-14
			(PAT Ryan Fitzgerald) 6 plays, 75 yards, 2:38 TOP	
2nd	9:25	UF	Ricky Pearsall 43-yard reception	21-14
			(PAT Adam Mihalek) 4 plays, 80 yards, 2:10 TOP	
	5:44	FSU	Travis Jordan 1-yard run	21-21
			(PAT Ryan Fitzgerald) 9 plays, 75 yards, 3:41 TOP	
	0:42	UF	Adam Mihalek 26-yard field goal	24-21
			13 play, 56 yards, 4:56 TOP	
3rd	8:53	FSU	Ryan Fitzgerald 46-yard field goal	24-24
			14 plays, 52 yards, 5:12 TOP	
	4:21	FSU	Trey Benson 1-yard run	24-31
			(PAT Ryan Fitzgerald) 8 plays, 66 yards, 3:30 TOP	
	2:28	FSU	Kentron Poirier 6-yard reception	24-38
			(PAT Ryan Fitzgerald) 2 plays, 44 yards, 0:52 TOP	
4th	10:35	UF	Montrell Johnson Jr. 1-yard run	31-38
			(PAT Adam Mihalek) 13 plays, 75 yards, 6:53 TOP	
	7:41	UF	Trevor Etienne 45-yard run	38-38
			(PAT Adam Mihalek) 3 plays, 50 yards, 1:20 TOP	
	4:06	FSU	Trey Benson 17-yard run	38-45
			(PAT Adam Mihalek) 7 plays, 65 yards, 3:35 TOP	

Team Statistics UF FSU

FIRST DOWNS	22	26
NET YARDS RUSHING	262	227
Rushing Attempts	46	44
NET YARDS PASSING	198	270
Completions-Attempts-Int	9-27-1	13-30-0
TOTAL OFFENSE YARDS	460	497
Total Offense Plays	73	74
Fumbles: Number-Lost	0-0	2-1
Penalties: Number-Yards	10-91	6-38
PUNTS-YARDS	3-139	2-94
KICKOFFS-YARDS	7-442	8-507
Punt Returns: Number-Yards-TD	2-17-0	2-7-0
Kickoff Returns: Number-Yards-TD	3-87-0	0-0-0
TIME OF POSSESSION	29:53	30:07
3rd Down Conversions	8 of 16	9 of 16
4th Down Conversions	1 of 3	1 of 2
Red-Zone: Scores-Chances	2-2	5-6
Sacks By: Number-Yards	2-9	1-1
PAT Kicks: Total-Made	5-5	6-6
Field Goals: Total-Made	1-1	1-2
Points Off Turnovers	0	0

Individual Statistics

Passing (C-A-I, Yd, TD)	UF - Anthony Richardson (9-27-1, 198, 3) FSU - Jordan Travis (13-30-0, 270, 1)
Rushing (Att-Yd, TD)	UF - Trevor Etienne (17-129, 1), Montrell Johnson Jr. (17-85, 1), Anthony Richardson (10-41, 0), Jalen Kitna (1-6, 0) FSU - Trey Benson (20-111, 3), Jordan Travis (15-83, 2), Lawrance Toafili (4-25, 0), Treshaun Ward (4-9, 0)
Receiving (Rec-Yd, TD)	UF - Ricky Pearsall (5-148, 2), Jonathan Odum (3-39, 1), Dante Zanders (1-11, 0) FSU - Kentron Poirier (3-37, 1), Trey Benson (2-51, 0), Johnny Wilson (2-46, 0), Camren McDonald (2-44, 1) Leading Tacklers UF - Trey Dean III (9 Total, 4 Solo), Kamari Wilson (8 Total, 5 Solo) FSU - Tatum Vethune (11 Total, 3 solo), Jammie Robinson (10 Total
Sacks (Yds)	UF - 2 (9) FSU - 1 (1)
Fumbles (FF-FR (Yds))	UF - 2-1 (0) FSU - N/A
Interceptions (Yds)	UF - N/A FSU - 1 (0)

No. 14 Florida 3, No. 14 Oregon State 30

Dec. 17 | Allegiant Stadium | Las Vegas, Nevada | Attendance: 29,750

Score By Quarters	1	2	3	4	Final
Florida (6-7)	0	0	0	3	3
Oregon State (10-3)	7	3	13	7	30

SCORING SUMMARY				OSU-UF
1st	2:10	OSU	Tyjon Lindsey 8-yard run (PAT Everett Hayes) 8 plays, 65 yards, 03:39 TOP	7-0
2nd	4:32	OSU	Everett Hayes 27-yard field goal 9 plays, 59 yards, 05:20 TOP	10-0
3rd	10:20	OSU	Silas Bolden 15-yard reception (PAT Everett Hayes) 10 plays, 64 yards, 04:33 TOP	17-0
	8:44	OSU	Ben Gulbranson 7-yard run (PAT Everett Hayes) 3 plays, 7 yards, 00:25 TOP	23-0
4th	13:02	OSU	Jam Griffin 2-yard run (PAT Everett Hayes) 13 plays, 98 yards, 06:33 TOP	30-0
	0:37	UF	Adam Mihalek 40-yard field goal 12 plays, 64 yards, 5:14 TOP	30-3

Team Statistics	UF	OSU
FIRST DOWNS	13	24
NET YARDS RUSHING	39	164
Rushing Attempts	33	39
NET YARDS PASSING	180	189
Completions-Attempts-Int	13-22-0	17-26-0
TOTAL OFFENSE YARDS	219	353
Total Offense Plays	55	65
Fumbles: Number-Lost	2-0	0-0
Penalties: Number-Yards	11-82	7-50
PUNTS-YARDS	5-226	3-166
KICKOFFS-YARDS	2-135	6-387
Punt Returns: Number-Yards-TD	1-(-1)-0	2-13-0
Kickoff Returns: Number-Yards-TD	4-91-0	1-26-0
TIME OF POSSESSION	30:25	29:28
3rd Down Conversions	5 of 14	7 of 12
4th Down Conversions	0 of 2	1 of 1
Red-Zone: Scores-Chances	1-2	5-6
Sacks By: Number-Yards	2-23	4-24
PAT Kicks: Total-Made	0-0	3-4
Field Goals: Total-Made	1-2	1-6
Points Off Turnovers	0	0

Individual Statistics	
Passing (C-A-I, Yd, TD)	UF - Jack Miller III (13-22-0, 180, 0) OSU - Ben Gulbranson (12-19-0, 165, 1), Tristan Gebbia (5-6-0, 24, 0)
Rushing (Att-Yd, TD)	UF - Trevor Etienne (8-14, 0), Montrell Johnson Jr. (11-14, 0), Jack Miller III (13-13, 0) OSU - Deshaun Fenwick (21-107, 0), Jack Colletto (2-17, 0), Ben Gulbranson (5-15, 1), Tyjon Lindsey (1-8, 1), Jam Griffin (2-2, 1)
Receiving (Rec-Yd, TD)	UF - Ricky Pearsall (5-65, 0), Thai Chiaokhiao-Bowman (2-53, 0), Caleb Douglas (4-25, 0), Jonathan Odom (3-24, 0) OSU - Silas Bolden (9-99, 1), John Dunmore (6-42, 0), Jack Velling (5-21, 0)
Leading Tacklers	UF - Amari Burney (8 Total, 3 Solo), Derek Wingo (8 Total, 4 Solo), Rashad Torrence II (8 Total, 4 Solo) OSU - Kyrei Fisher-Morris (11 Total, 7 Solo); Jaden Robinson (7 Total, 5 Solo)
Sacks (Yds)	UF - 2 (23) OSU - 4 (24)
Fumbles (FF-FR (Yds))	UF - N/A OSU - N/A
Interceptions (Yds)	UF - N/A OSU - N/A



HISTORY

1997 SUGAR BOWL

#3 FLORIDA 52, #1 FLORIDA STATE 20

January 2, 1997 // Attendance: 78,344 (Sugar Bowl record)
Louisiana Superdome // New Orleans, La.

The third-ranked Gators captured their first national championship as they stripped top-ranked Florida State's hopes for a perfect season with a 52-20 victory in the 1997 Nokia Sugar Bowl. With Ohio State's 20-17 defeat of undefeated and second-ranked Arizona State the day before in the Rose Bowl, Florida was voted national champions in both major polls for the first time in school history. FSU opened with a 33-yard pass from quarterback Thad Busby to Andre Cooper, but the Gators defense snuffed out the Seminoles on 4th-and-1 from the UF 23-yard line. Senior quarterback Danny Wuerffel took over, marching Florida down the field with five passes for 73 yards, capped by a 9-yard touchdown pass junior wide receiver Ike Hilliard. Bart Edmiston added a 32-yard field goal and the Gators led 10-3 after the first quarter. Florida, which worked out of the shotgun for much of the game, drove 73 yards in 26 seconds as junior tailback Fred Taylor punched it in from two yards out to put UF ahead 17-3, marking the first time FSU trailed by more than 7 points the entire season. The Seminoles closed to 17-10 only to watch the Gators' shotgun offense respond with a four-play, 65-yard drive and another Hilliard touchdown. Florida State responded with a quick drive of its own, cutting the UF lead to 24-17 on a 12-yard run by Warrick Dunn with under a minute left in the half. Scott Bentley trimmed UF's lead to 24-20 on a 45-yard field goal less than five minutes into the second half, but the Seminoles would not score again. Florida sealed the victory by scoring the final 28 points of the game -- a run that began with Hilliard's third touchdown reception of the game -- an 8-yarder from Wuerffel. Wuerffel then scrambled 16 yards for a score to put UF up 38-20 with 13 seconds left in the third quarter, and Terry Jackson added two fourth quarter touchdowns, including a 42-yarder, for the final margin. The Gators defense was strong from start to finish, stopping the Seminoles on downs at the UF 23 on the game's opening possession and holding FSU to just 42 net rushing yards -- just two shy of the UF bowl record set against Baylor in the 1960 Gator Bowl. The Seminoles were successful on only five of 18 third down conversions, with two Gators interceptions. UF's special teams also played well, with sophomore punter Robby Stevenson pinning the Seminoles inside the five-yard line on two different occasions while averaging 48.1 yards per punt. The 38-point margin of victory was the largest against a No.1-ranked team in bowl history and marked Florida's first-ever victory over the nation's top-ranked team.

Score by Quarters	1	2	3	4	Score
Florida	10	14	14	14	52
Florida State	3	14	3	0	20

Qtr	Time	Scoring Play	UF-FSU
1st	9:48	UF—Hilliard 9-yd pass from Wuerffel (Edmiston kick), 9-77	25-0
	7:49	FSU—Bentley 43-yd field goal, 8-55	25-3
	2:44	UF—Edmiston 32-yd field goal, 5-11	28-3
2nd	11:28	UF—Taylor 2-yd run (Edmiston kick), 4-73	35-3
	7:28	FSU—Green 29-yd pass from Busby (Bentley kick), 7-63	35-10
	5:18	UF—Hilliard 31-yd pass from Wuerffel (Edmiston kick), 4-65	42-10
3rd	0:40	FSU—Dunn 12-yd run (Bentley kick), 5-66	42-17
	10:24	FSU—Bentley 45-yd field goal, 6-30	42-24
	5:43	UF—Hilliard 8-yd pass from Wuerffel (Edmiston kick), 4-24	49-24
4th	0:13	UF—Wuerffel 16-yd run (Edmiston kick), 9-68	55-24
	8:52	UF—Jackson 42-yd run (Edmiston kick), 5-62	62-24
	2:12	UF—Jackson 1-yd run (Edmiston kick), 10-70	69-24

Team Statistics	UF	FSU
First Downs	26	13
Rushes-Yards (Net)	43-168	21-42
Passing Yards (Net)	306	271
Passes Comp-Att-Int	18-34-1	17-42-2
Total Offense Plays-Yards	77-474	63-313
Punt Returns-Yards	6-69	5-74
Kickoff Returns-Yards	4-93	8-152
Punts-Average	7-48.1	8-46.4
Fumbles-Lost	1-0	0-0
Penalties-Yards	15-102	14-115
Possession Time	36:27	23:33
Sacks By: Number-Yards	3-25	5-26

- Passing** UF—Wuerffel 18-34-306-1 (3 TD)
FSU—Busby 17-41-271-1 (TD), Kendra 0-1-0-1
UF—Jackson 12-118 (2 TD), Taylor 18-60 (TD), Williams 4-2, Schottenheimer 1-0, McCaslin 2-(-2), Wuerffel 6-(-10) (TD)
- Rushing** FSU—Dunn 9-28 (TD), Warrick 1-12, Williams 2-7, Feaster 2-1, Busby 7-(-6)
- Receiving** UF—Hilliard 7-150 (3 TD), Green 5-79, Anthony 4-50, Mobley 1-16, Taylor 1-11
FSU—Messam 5-48, Cooper 4-82, Green 3-86 (TD), Pearsall 1-25, Dunn 1-12, Abdullah 1-10, Warrick 1-7, Williams 1-1
- Sacks** UF—Chester 2.0-14, Davis 1.0-11
FSU—Boulware 2.0-6, Wadsworth 1.0-8, Wilson 1.0-7, Spires 1.0-5
- Interceptions** UF—Badeaux 1-7, Brown 1-0; FSU—Crawford 1-22



2007 BCS NATIONAL CHAMPIONSHIP

#2 FLORIDA 41, #1 OHIO STATE 14

January 8, 2007 // Attendance: 74,628

University of Phoenix Stadium // Glendale, Ariz.

Senior quarterback Chris Leak threw for a touchdown and senior running back DeShawn Wynn ran for another score to lead the second-ranked Gators to a 41-14 victory over Ohio State in the Tostitos BCS National Championship Game, earning the program's second national championship. With the win, Florida became the first school in NCAA Division I history to capture national titles in football and men's basketball during the same calendar year, having earned its first title on the hardwood by defeating UCLA in April. Ohio State struck first when Ted Ginn Jr., returned the game's opening kickoff 93 yards for a touchdown. The Gators tied the game, 7-7, when Leak connected with senior wide receiver Dallas Baker for a 14-yard score just 4:13 later. Leak completed 5-of-5 passes for 35 yards on the drive, which was set up by a 33-yard kick return by freshman running back Brandon James and a subsequent 15-yard facemask penalty against the Buckeyes. The Gators took a lead they would not relinquish at the 5:51 mark of the first quarter, when freshman wide receiver Percy Harvin took an option pitch from Leak and ran four yards for his third touchdown of the season. Senior kicker Chris Hetland converted the point-after attempt to give UF a 14-7 advantage. After senior cornerback Reggie Lewis intercepted Ohio State quarterback Troy Smith with 2:49 left to play in the opening quarter, Wynn plowed into the endzone from two yards out to cap a 10-play, 71-yard drive that gave Florida a 21-7 lead. The score was Wynn's sixth of the season and the 25th of his UF career, moving him into a tie with Buford Long for sixth on the all-time school list. An 18-yard touchdown run by Antonio Pittman cut the Gators' lead to 21-14 with just over 13 minutes left to play in the first half, but Hetland connected on a 43-yard field goal – his longest of the season – to push Florida's advantage to 24-14 with six minutes remaining in the half. Hetland added a 40-yard field goal to increase the Gators' lead to 27-14. On the first play of Ohio State's ensuing possession, junior defensive end Jarvis Moss sacked Smith, forcing a fumble that sophomore defensive end Derrick Harvey picked up and returned to the Buckeyes' five-yard line. On 3rd-and-Goal from the OSU one-yard line, freshman quarterback Tim Tebow hit junior wide receiver Andre Caldwell for a scoring strike that gave the Gators a 34-14 halftime lead. After a scoreless third quarter, Tebow put the Gators ahead, 41-14, with a one-yard plunge at the 10:30 mark of the final period. It marked Tebow's eighth rushing touchdown of the season, which tied Jimmy Fisher's single-season school record for rushing touchdown runs by a quarterback, set in 1979. That touchdown was the final score of the night, propelling the Gators to the 41-14 win. UF's victory over the Buckeyes improved its all-time record in BCS bowl games to 3-1, and stood as its first win over a top-ranked team since defeating Florida State in Gainesville on Nov. 22, 1997. Florida head coach Urban Meyer became the seventh coach in NCAA history to guide a team to a national championship in his first or second year at a school.

Score by Quarters	1	2	3	4	Score
Florida	14	20	0	7	41
Ohio State	7	7	0	0	14

Qtr	Time	Scoring Play	UF-OSU
1st	14:44	OSU—Ginn Jr. 93-yd kickoff return (Pettrey kick)	UF 0 - OSU 7
	10:31	UF—Baker 14-yd pass from Leak (Hetland kick), 7-46 4:13	UF 7 - OSU 7
	5:51	UF—Harvin 4-yd run (Hetland kick), 5-34 2:37	UF 14 - OSU 7
2nd	14:56	UF—Wynn 2-yd run (Hetland kick), 10-71 2:53	UF 21 - OSU 7
	13:32	OSU—Pittman 18-yd run (Pettrey kick), 4-64 1:24	UF 21 - OSU 14
	6:00	UF—Hetland 42-yd field goal, 9-32 3:04	UF 24 - OSU 14
	1:53	UF—Hetland 40-yd field goal, 4-6 1:44	UF 27 - OSU 14
	0:23	UF—Caldwell 1-yd pass from Tebow (Hetland kick), 3-5 1:05	UF 34 - OSU 14
4th	10:20	UF—Tebow 1-yd run (Hetland kick), 8-39 3:42	UF 41 - OSU 14

Team Statistics	UF	OSU
First Downs	21	8
Rushes-Yards (Net)	43-156	23-47
Passing Yards (Net)	214	35
Passes Comp-Att-Int	26-37-0	4-14-1
Total Offense Plays-Yards	80-370	37-82
Punt Returns-Yards	4-28	1-13
Kickoff Returns-Yards	1-33	6-193
Punts-Average	4-44.3	6-37.8
Fumbles-Lost	0-0	1-1
Penalties-Yards	6-50	5-50
Possession Time	40:48	19:12
Sacks By: Number-Yards	5-51	1-7

- Passing** UF—Leak 25-36-213-0 (TD), Tebow 1-1-1-0 (TD)
OSU—Smith 4-14-35-1
- Rushing** UF—Wynn 19-69 (TD), Tebow 10-39 (TD), Harvin 5-22 (TD), Caldwell 3-13, Leak 3-7, Moore 2-7, TEAM 1-(-1)
OSU—Pittman 10-62 (TD), Wells 2-9, Hartline 1-5, Smith 10-(-29)
- Receiving** UF—Harvin 9-60, Cornelius 5-50, Ingram 4-58, Baker 4-23 (TD), Latsko 2-17, Caldwell 2-6 (TD)
OSU—Gonzalez 2-11, Hartline 1-13, Pittman 1-11
- Sacks** UF—Harvey 3-31, Moss 2-20
OSU—Gholston 1-7
- Interceptions** UF—Lewis 1-0; OSU—None



2009 BCS CHAMPIONSHIP

#2 FLORIDA 24, #1 OKLAHOMA 14

January 8, 2009 // Attendance: 78,468

Dolphin Stadium // Miami, Fla.

Winning their second national championship in three years - and third overall - the No. 2 Gators defeated the No. 1 Oklahoma Sooners, 24-14, in the FedEx BCS National Championship at Dolphin Stadium. Florida completed its national championship run with a 13-1 record on the season, tying a school record for wins (13). Gators senior wide receiver Louis Murphy, junior wide receiver/running back Percy Harvin and redshirt junior wide receiver David Nelson were touchdown targets of junior quarterback Tim Tebow, who threw for 231 yards (18-of-30) and racked up 109 yards on the ground in the win over Oklahoma. Senior kicker Jonathan Phillips tacked on three more points, connecting on a fourth quarter field goal to help lead the Gators over the Sooners. After recording the first scoreless first quarter since the 1999 BCS National Championship (Florida State vs. Tennessee) and holding Oklahoma to their first scoreless first quarter all season, the Gators found the end zone first on a 20-yard pass from Tebow to Murphy, marking Murphy's 27th-straight game with a catch. Tebow's connection with Murphy marked the first time the Sooners allowed their opponent to score first all season, while Phillips' extra point put the Gators ahead 7-0. It didn't take long for the Sooners to answer, as just two and a half minutes later quarterback Sam Bradford hit tight end Jermaine Gresham on a six-yard touchdown pass. OU drove 65 yards for the score and tied the game, 7-7. Following a Tebow interception, sophomore Torrey Davis led the Gators defense to a key 4th-and-Goal stop at UF's one-yard line that prevented the Sooners from jumping ahead. Harvin capitalized on the momentum with a 46-yard run that moved the Gators to midfield. Although UF punted on the possession, its defense held on the Sooners' ensuing drive -- which ended when junior defensive back Major Wright picked off Bradford at UF's three-yard line. Wright's pick was UF's 25th of the season, a single-season school record for team interceptions, and it took both teams into halftime tied, 7-7. After the two teams swapped possessions to open the second half, the Gators put together a 75-yard scoring drive, capped by a two-yard scoring run from Harvin with 5:22 to go in the third quarter. Tebow rushed for 49 yards on the drive, and Phillips found the uprights to put Florida ahead 14-7. On Oklahoma's next drive, sophomore defensive end Carlos Dunlap got his hands on an Oklahoma punt to record Florida's ninth blocked kick of the season, tying a school record (1995). Following a Gators punt, the Sooners closed the gap when Bradford connected with Gresham for his second touchdown of the night, an 11-yard pass and catch to cap a 77-yard drive and tie the game, 14-14. After a 27-yard Phillips field goal put Florida ahead 17-14, sophomore safety Ahmad Black kept the momentum in favor of the Gators, intercepting Bradford deep ball and ending an Oklahoma drive which reached midfield. The Gators followed Black's pick with an 11-play, 76-yard drive, which saw Tebow connect with David Nelson for a four-yard touchdown, a 10-point lead, and the game's final points.

Score by Quarters	1	2	3	4	Score
Florida	0	7	7	10	24
Oklahoma	0	7	0	7	14

Qtr	Time	Scoring Play	UF-OU
2nd	14:02	UF—Murphy 20-yd pass from Tebow (Phillips kick), 12-86 5:50	UF 7 - OU 0
	11:49	OU—Gresham 6-yd pass from Bradford (Stevens kick), 6-65 2:13	UF 7 - OU 7
3rd	4:21	UF—Harvin 2-yd run (Phillips kick), 13-75 5:22	UF 14 - OU 7
4th	12:13	OU—Gresham 11-yd pass from Bradford (Stevens kick), 8-77 2:36	UF 14 - OU 14
	10:45	UF—Phillips 27-yd field goal, 6-68 1:28	UF 17 - OU 14
	3:07	UF—Nelson 4-yd pass from Tebow (Phillips kick), 11-76 6:52	UF 24 - OU 14

Team Statistics	UF	OU
First Downs	24	25
Rushes-Yards (Net)	44-249	29-107
Passing Yards (Net)	231	256
Passes Comp-Att-Int	18-30-2	26-41-2
Total Offense Plays-Yards	74-480	70-363
Punt Returns-Yards	1-1	1-15
Kickoff Returns-Yards	3-51	5-118
Punts-Average	3-51.7	3-38.7
Fumbles-Lost	0-0	0-0
Penalties-Yards	8-81	4-31
Possession Time	34:57	25:03
Sacks By: Number-Yards	2-18	0-0

- Passing** UF—Tebow 18-30-231-2 (2 TD)
OU—Bradford 26-41-256-2 (2 TD)
- Rushing** UF—Harvin 9-122 (TD), Tebow 22-109, Demps 9-23, Moody 1-0, TEAM 2-(-2), Rainey 1-(-3)
OU—Brown 22-110, Madu 4-12, Broyles 1-3, Bradford 2-(-18)
- Receiving** UF—Hernandez 5-57, Harvin 5-49, Murphy 2-44 (TD), Nelson 2-33 (TD), Cooper 2-28, Rainey 1-11, James 1-9
OU—Gresham 8-62 (2 TD), Iglesias 5-58, Johnson 4-29, Broyles 4-26, Brown 2-37, Chaney 2-37, Madu 1-7
- Sacks** UF—Hicks 1-14, Doe 0.5-4, Dunlap 0.5-4
OU—None
- Interceptions** UF—Wright 1-0, Black 1-0; OU—McCoy 1-12, Harris 1-8



FLORIDA™

IS THE ONLY SCHOOL TO WIN 4 STRAIGHT SEC CHAMPIONSHIP GAMES

1991 SEC CHAMPIONS // 10-2 overall, 7-0 SEC

Florida defeated Kentucky on Nov. 16, 1991, to clinch UF's first SEC Championship with an undefeated league record. The Gators dominated during league play, with an average margin of victory of 21.7 points in SEC contests. Running back Errict Rhett rushed for 1,109 yards and 10 touchdowns, and quarterback Shane Matthews threw for 3,130 yards and 28 touchdowns to lead a Florida offense that averaged 32.3 points in SEC games.

1993 SEC CHAMPIONS // 11-2 overall, 7-1 SEC

Florida 28, Alabama 13

December 4, 1993 // Legion Field // Birmingham, Ala. Quarterback Terry Dean earned MVP honors, throwing for 256 yards and two touchdowns, as the Gators won their second SEC Championship. After three quarters, UF held a slim 14-13 lead. Punter Shayne Edge took off for a 20-yard gain on fourth-and-eight, and Dean hit wide receiver Jack Jackson with a 43-yard pass to give Florida an eight-point lead. The Gator defense held strong and secured the win.

1994 SEC CHAMPIONS // 10-2-1 overall, 7-1 SEC

Florida 24, Alabama 23

December 3, 1994 // Georgia Dome // Atlanta, Ga. Defensive tackle Ellis Johnson had an SEC Championship Game record three tackles for loss, including two sacks, as Florida won its second straight SEC title. Quarterback Danny Wuerffel helped the Gators overcome a 23-17 fourth-quarter deficit with a two-yard touchdown pass to wideout Chris Doering that capped an 80-yard scoring drive with 5:39 remaining. UF forced a turnover on Alabama's final drive and Johnson, the defensive star of the game, earned MVP honors.



1995 SEC CHAMPIONS // 12-1 overall, 8-0 SEC

Florida 34, Arkansas 3

December 2, 1995 // Georgia Dome // Atlanta, Ga.

Quarterback Danny Wuerffel threw for two touchdowns as the No. 2-ranked Gators dominated the Razorbacks. Arkansas got on the board first, but the Florida defense forced four turnovers and shut down the Hogs for the rest of the game. Wuerffel connected with wide receiver Chris Doering on a 22-yard pass in the first quarter and threw a 29-yard strike to wideout Ike Hilliard in the third quarter, helping Wuerffel earn the game's MVP honor.



1996 SEC CHAMPIONS // 12-1 overall, 8-0 SEC

Florida 45, Alabama 30

December 7, 1996 // Georgia Dome // Atlanta, Ga.

Quarterback Danny Wuerffel became the only player to repeat as SEC Championship Game MVP, leading the Gators to their fourth straight conference title. Wuerffel threw for an SEC Championship Game record 401 yards and six touchdowns against the Crimson Tide's vaunted defense, ranked sixth in the nation entering the game. Wide receiver Reidel Anthony was Wuerffel's main target, setting three game records of his own with 11 catches for 171 yards and three touchdowns.

2000 SEC CHAMPIONS // 10-3 overall, 7-1 SEC

Florida 28, Auburn 6

December 2, 2000 // Georgia Dome // Atlanta, Ga.

MVP quarterback Rex Grossman threw for four touchdowns as the Gators won their fifth SEC Championship Game. Florida jumped out to a 21-0 lead in the first half and held on from there as UF's defense limited SEC Player of the Year Rudi Johnson to just 47 yards rushing. Grossman's arm and the running of tailback Earnest Graham, who finished with 169 yards on 19 carries, helped UF win the school's sixth SEC Title.

SEC CHAMPIONSHIP GAME (All-Time)

	Wins		Appearances
Alabama	10	Alabama	14
Florida	7	Florida	13
LSU	5	Georgia	9
Auburn	3	Auburn	6
Georgia	3	LSU	6
Tennessee	2	Tennessee	5
		Arkansas	3
		Missouri	2
		South Carolina	1

2006 SEC CHAMPIONS // 13-1 overall, 7-1 SEC

Florida 38, Arkansas 28

December 2, 2006 // Georgia Dome // Atlanta, Ga.

Wide receiver Percy Harvin became the second freshman to earn the SEC Championship Game MVP honors, totaling 167 yards and two touchdowns. UF trailed 21-17 late in the third quarter when cornerback Wondy Pierre-Louis recovered a muffed punt in the end zone to put Florida ahead for good. Harvin had a 67-yard touchdown run that opened the game up in the fourth quarter and wide receiver Andre Caldwell threw a five-yard touchdown pass to tight end Tate Casey to cap the scoring and send the Gators to the BCS National Championship Game for the first time in school history.

2008 SEC CHAMPIONS // 13-1 overall, 7-1 SEC

Florida 31, Alabama 20

December 6, 2008 // Georgia Dome // Atlanta, Ga.

In front of a record crowd at the Georgia Dome, the Gators claimed their eighth SEC title. Florida dominated in the fourth quarter, gaining 130 total yards of offense and limiting the Crimson Tide to just one yard of offense. Florida scored 14 unanswered points in the fourth quarter to overcome a 20-17 deficit. MVP Tim Tebow hooked up with wide receiver Riley Cooper for a five-yard touchdown pass to seal the game with less than three minutes left as the Gators clinched a spot in the BCS National Championship Game for the second time in three years.



1993 SEC CHAMPIONSHIP GAME**#9 FLORIDA 28, #17 ALABAMA 13**

December 4, 1993 // Attendance: 76,345

Legion Field // Birmingham, Ala.

Using a solid defense, Florida defeated Alabama 28-13 to capture its second official SEC title. Alabama scored on the first possession of the game, using a Tarrant Lynch one-yard touchdown run and a Michael Proctor PAT to go up 7-0 just 4:47 into the contest. However, the Crimson Tide did not score another touchdown as the UF defense limited Alabama's offense to just two field goals the rest of the way. Terry Dean's pass to Harrison Houston and the ensuing PAT from Judd Davis knotted the game at 7-7. Alabama hit a 45-yard field goal with 12:02 remaining in the first half and the Crimson Tide led 10-7. With 1:10 left in the half, Dean lunged into the end zone from two yards out to put the Gators up 14-10, a lead they would not relinquish. Alabama closed the UF lead to one with a field goal late in the third quarter, making the score 14-13. On their next possession, Gators punter Shayne Edge, facing fourth-and-eight from his own 37, faked the boot and rambled 20 yards to the Alabama 43-yard line. On the next play, Dean hit Jack Jackson for a 43-yard touchdown pass. Errict Rhett's three-yard run with 11:59 remaining capped the scoring and gave UF the 1993 SEC Championship with a 28-13 victory.

Score by Quarters	1	2	3	4	Score
Florida	7	7	7	7	28
Alabama	7	3	3	0	13

Qtr	Time	Scoring Play	UF-UA
1st	10:13	UA—Lynch 1-yard run (Proctor PAT), 8-71 4:47	UF 0 - UA 7
	1:02	UF—Houston 13-yard pass from Dean (Davis PAT), 4-44 1:43	UF 7 - UA 7
2nd	12:02	UA—Proctor 45-yard field goal, 9-44 4:00	UF 7 - UA 10
	1:10	UF—Dean 2-yard run (Davis PAT), 6-35 1:44	UF 14 - UA 10
3rd	2:14	UA—Proctor 25-yard field goal, 11-45 4:19	UF 14 - UA 13
	0:28	UF—J. Jackson 43-yard pass from Dean (Davis PAT), 7-80 1:46	UF 21 - UA 13
4th	11:59	UF—Rhett 3-yard run (Davis kick), 9-54 3:22	UF 28 - UA 13

Team Statistics	UF	UA
First Downs	20	17
Rushes-Yards (Net)	31-103	40-118
Passing Yards (Net)	271	161
Passes Att-Comp-Int.	31-38-2	17-29-2
Total Offense Plays-Yards	69-374	69-279
Punt Returns-Yards	5-95	4-32
Kickoff Returns-Yards	1-17	4-94
Punts-Average	7-39.4	7-43.6
Fumbles-Lost	1-0	3-0
Penalties-Yards	13-95	6-70
Possession Time	27:43	32:17
Sacks By: Number-Yards	2-15	2-11

Passing	UF—Dean 20-37-256-2 (2 TD), Doering 1-1-15-0 (0 TD) UA—Palmer 8-16-90-1 (0 TD), Burgdorf 9-12-71-0 (0 TD), Kitchens 0-1-0-1 (0 TD)
Rushing	UF—Rhett 22-88-1, Edge 1-20-0, Dean 8-(-5)-1 UA—Palmer 16-93-0, Anderson 8-26-0, Burgdorf 6-7-0, Lynch 1-1-1, Steger 1-1-0, T. Turner 1-1-0, Williams 6-(-4)-0, Lee 1-(-7)-0
Receiving	UF—W. Jackson 9-114-0, J. Jackson 4-62-1, Houston 2-48-1, Rhett 2-17-0, T. Dean 1-15-0, Randolph 1-11-0, C. Dean 2-4-0 UA—Malone 3-37-0, Lee 2-23-0, Palmer 3-22-0, Burgdorf 1-20-0, Anderson 3-18-0, Key 1-17-0, Lynch 2-13-0, Williams 2-11-0
Sacks	UF—Grow 1-10 UA—Rogers 1-8, Hall 1-7
Interceptions	UF—Gilmore 2; UA—T. Johnson 2

1994 SEC CHAMPIONSHIP GAME**#6 FLORIDA 24, #3 ALABAMA 23**

December 3, 1994 // Attendance: 74,751

Georgia Dome // Atlanta, Ga.

Florida captured a second consecutive SEC championship with a heart-pounding victory over No. 3 Alabama. Florida clung to a 17-16 lead in the fourth quarter, when Gators quarterback Danny Wuerffel's pass was picked off by Alabama linebacker Dwayne Rudd, who returned it 23 yards for a touchdown a 23-17 lead for the Crimson Tide with 8:56 to play. The Gators responded with one of the most memorable drives in school history. On the second play of the drive, Wuerffel came off the field with a fake limp in a pre-planned signal for strong-armed back-up quarterback Eric Kresser. With Alabama thinking run with Kresser in the game, the backup took his first snap and lofted a 25-yard pass down the left sideline to Ike Hilliard. Later in the drive, head coach Steve Spurrier called for a double-pass, as Wuerffel lateraled it to Doering, who then delivered a pass to Aubrey Hill for a 20-yard gain to the Alabama two-yard line. Wuerffel then found Doering in the back of the end zone for the winning touchdown with 5:29 to play. On the ensuing Alabama possession, UF's Fred Weary tipped a pass and Eddie Lake came down with the interception to seal the victory with less than a minute to play.

Score by Quarters	1	2	3	4	Score
Alabama	7	3	6	7	23
Florida	7	10	0	7	24

Qtr	Time	Scoring Play	UA-UF
1st	11:05	UA—Brown 70-yard pass from Barker (Proctor PAT), 3-76 1:37	UA 7 - UF 0
	4:07	UF—Anthony 26-yard pass from Wuerffel (Davis PAT), 6-72 1:39	UA 7 - UF 7
2nd	14:45	UA—Proctor 22-yard field goal, 10-75 4:22	UA 10 - UF 7
	10:31	UF—Davis 42-yard field goal, 10-56 yards, 4:14	UA 10 - UF 10
	1:15	UF—Wuerffel 1-yard run (Davis PAT), 8-43 3:03	UA 10 - UF 17
3rd	7:35	UA—Proctor 42-yard field goal, 7-13 2:44	UA 13 - UF 17
	2:14	UA—Proctor 48-yard field goal, 9-27 4:51	UA 16 - UF 17
4th	8:56	UA—Rudd 23-yard interception return (Proctor PAT)	UA 23 - UF 17
	5:29	UF—Doering 2-yard pass from Wuerffel (Davis PAT), 10-80 3:27	UA 23 - UF 24

Team Statistics	UA	UF
First Downs	16	14
Rushes-Yards (Net)	48-116	24-44
Passing Yards (Net)	181	272
Passes Att-Comp-Int.	10-19-2	25-43-2
Total Offense Plays-Yards	67-297	67-316
Punt Returns-Yards	2-45	1-1
Kickoff Returns-Yards	3-58	3-58
Punts-Average	6-34.3	6-41.3
Fumbles-Lost	1-0	0-0
Penalties-Yards	6-30	2-10
Possession Time	34:15	25:45
Sacks By: Number-Yards	1-5	5-39

Passing	UA—Barker 10-19-181-2 (1 TD) UF—Wuerffel 23-41-227-2 (2 TD), Kresser 1-1-25-0 (0 TD), Doering 1-1-20-0 (0 TD)
Rushing	UA—Williams 29-99-0, Lynch 8-48-0, Riddle 2-7-0, Malone 1-6-0, Barker 8-(-44)-0 UF—Taylor 14-40-0, Anthony 1-5-0, Williams 3-0-0, Wuerffel 6-(-1)-1
Receiving	UA—Brown 3-119-1, Lynch 3-28-0, Hape 1-14-0, Malone 1-14-0, Williams 2-6-0 UF—Anthony 8-105-1, Taylor 7-62-0, Hill 3-52-0, Hilliard 2-34-0, Doering 3-11-1, Jackson 1-5-0, Nunn 1-3-0
Sacks	UA—Blackburn 1-5 UF—Campbell 2-20, Johnson 2-16, Carter 1-3
Interceptions	UA—Townsend 1, Rudd 1 (TD); UF—Weary 1, Lake 1

1995 SEC CHAMPIONSHIP GAME**#2 FLORIDA 34, #24 ARKANSAS 3**

December 2, 1995 // Attendance: 71,325

Georgia Dome // Atlanta, Ga.

Florida assured itself of a trip to the Fiesta Bowl to play for its first national championship with a 34-3 victory over Arkansas. The Razorbacks drove inside the Florida 20-yard line on their opening possession but the Gators defense allowed the Razorbacks to come away with just a 36-yard field goal. Florida's offense answered immediately, driving 80 yards in seven plays, culminating with a 22-yard scoring toss from Danny Wuerffel to Chris Doering. UF struck again following a Teako Brown interception, this time on a one-yard keeper from Wuerffel. The Gators added a 31-yard field goal to take a 17-3 lead into the locker room. With just under five minutes left in the third quarter, UF's Ben Hanks recovered a fumble by Razorbacks quarterback Barry Lunney on a thwarted option play and raced 95 yards untouched to give the Gators an insurmountable lead. Arkansas was held to just 299 yards in total offense, and only 142 yards and nine first downs in the second half. Danny Wuerffel continued his rewriting of the record books, as he set SEC and UF records for career touchdown passes with his 75th -- a 29-yard pass to Ike Hilliard midway through the third quarter. Hilliard and Doering both eclipse the 1,000-yard receiving mark, becoming the first UF tandem to accomplish that feat.

Score by Quarters	1	2	3	4	Score
Florida	14	3	14	3	34
Arkansas	3	0	0	0	3

Qtr	Time	Scoring Play	UF-UA
1st	7:26	UA—Latourette 36-yard field goal, 16-65 7:34	UF 0 - UA 3
	4:30	UF—Doering 22-yard pass from Wuerffel (Edmiston PAT), 7-80 2:56	UF 7 - UA 3
	1:25	UF—Wuerffel 1-yard run (Edmiston PAT), 5-47 1:52	UF 14 - UA 3
2nd	5:03	UF—Edmiston 31-yard field goal, 9-31 4:13	UF 17 - UA 3
3rd	8:26	UF—Hilliard 29-yard pass from Wuerffel (Edmiston PAT), 3-66 1:20	UF 24 - UA 3
	4:25	UF—Hanks 95-yard fumble return (Edmiston PAT)	UF 31 - UA 3
4th	12:48	UF—Edmiston 20-yard field goal, 9-31 5:10	UF 34 - UA 3

Team Statistics	UF	UA
First Downs	25	21
Rushes-Yards (Net)	35-114	43-129
Passing Yards (Net)	282	170
Passes Att-Comp-Int.	21-29-0	17-27-2
Total Offense Plays-Yards	64-396	70
Punt Returns-Yards	0-0	0-0
Kickoff Returns-Yards	2-44	5-83
Punts-Average	3-43.7	4-34.3
Fumbles-Lost	0-0	3-2
Penalties-Yards	8-55	9-59
Possession Time	29:45	30:15
Sacks By: Number-Yards	2-14	2-12

Passing	UF—Wuerffel 20-28-276-0 (2 TD), Kresser 1-1-6-0 (0 TD) UA—Lunney 17-27-170-2 (0 TD)
Rushing	UF—T. Jackson 11-62-0, Williams 10-53-0, Dubose 7-12-0, Wuerffel 7-(-13)-1 UA—M. Johnson 20-71-0, Lunney 10-6-0, Hill 7-21-0, Nichols 5-26-0, Hebert 2-5-0
Receiving	UF—Hilliard 7-125-1, Doering 6-73-1, Anthony 5-47-0, Green 1-16-0, Allen 1-14-0, T. Jackson 1-7-0 UA—Meadors 7-74-0, M. Johnson 4-51-0, Eubanks 4-37-0, Hill 2-8-0
Sacks	UF—Hank 1-8, Council 1-6 UA—Conley 1-6, Bell 1-6
Interceptions	UF—Brown 1, Jackson 1; UA—none

1996 SEC CHAMPIONSHIP GAME**#4 FLORIDA 45, #11 ALABAMA 30**

December 7, 1996 // Attendance: 74,132

Georgia Dome // Atlanta, Ga.

A week after having their national championship hopes seemingly vanish, Florida defeated Alabama, 45-30, to regain the national spotlight. Danny Wuerffel completed 20-of-35 passes for 401 yards and six touchdowns against the nation's No. 1-rated pass defense. After the Gators fell behind seven-plus minutes into the game, Florida ran off 24 straight points to build a 17-point cushion near the end of the half. A Michael Vaughn touchdown pass from Fred Kitchens with 29 seconds left in the half, coupled with a five-yard run by Dennis Riddle brought Alabama back within three points (24-21). The two teams scored three touchdowns in the next two-plus minutes, with UF stealing momentum and taking a 38-28 lead on an 85-yard pass from Wuerffel to Jacquez Green. Reidel Anthony added his third score of the day on a 21-yard pass from Wuerffel, which gave Florida an insurmountable 17-point lead.

Score by Quarters	1	2	3	4	Score
Florida	6	18	14	7	45
Alabama	7	7	14	2	30

Qtr	Time	Scoring Play	UF-UA
1st	8:52	UA—Riddle 36-yard pass from Kitchens (Brock PAT), 6-51 2:44	UF 0 - UA 7
	3:11	UF—Hilliard 46-yard pass from Wuerffel (Cooper PAT blocked), 5-79 1:48	UF 6 - UA 7
2nd	14:37	UF—Anthony 21-yard pass from Wuerffel (Wuerffel to Anthony pass), 6-61 1:01	UF 14 - UA 7
	11:35	UF—Williams 45-yard pass from Wuerffel (Cooper PAT), 3-72 1:21	UF 21 - UA 7
	7:39	UF—Cooper 35-yard field goal, 6-23 1:46	UF 24 - UA 7
	0:29	UA—Vaughn 8-yard pass from Kitchens (Brock PAT), 8-48 1:58	UF 24 - UA 14
3rd	9:12	UA—Riddle 5-yard run (Brock PAT), 1-5 0:05	UF 24 - UA 21
	5:14	UF—Anthony 13-yard pass from Wuerffel (Cooper PAT), 10-65 3:58	UF 31 - UA 21
	4:06	UA—Vaughn 94-yard pass from Kitchens (Brock PAT), 3-94 1:08	UF 31 - UA 28
	3:09	UF—Green 85-yard pass from Wuerffel (Cooper PAT), 2-81 0:57	UF 38 - UA 28
4th	14:54	UF—Anthony 21-yard pass from Wuerffel (Cooper PAT), 3-51 1:23	UF 45 - UA 28
	4:32	UA—Team safety	UF 45 - UA 30

Team Statistics	UF	UA
First Downs	22	13
Rushes-Yards (Net)	37-69	27-27
Passing Yards (Net)	401	269
Passes Att-Comp-Int.	20-35-2	20-46-1
Total Offense Plays-Yards	72-470	73-296
Punt Returns-Yards	2-12	0-0
Kickoff Returns-Yards	4-83	5-85
Punts-Average	4-37.0	8-40.8
Fumbles-Lost	4-1	1-0
Penalties-Yards	14-95	7-45
Possession Time	29:48	30:12
Sacks By: Number-Yards	5-31	4-17

Passing	UF—Wuerffel 20-35-401-2 (6 TD) UA—Kitchens 19-45-264-1 (3 TD), Goss 1-1-5-0 (0 TD)
Rushing	UF—Taylor 13-83-0, Williams 3-8-0, T. Jackson 6-8-0, Wuerffel 14-(-11)-0 UA—Riddle 17-42-1, Alexander 2-5-0, Kitchens 8-(-20)-0
Receiving	UF—Anthony 11-171-3, Green 3-106-1, Hilliard 3-74-1, Williams 1-45-1, Allen 1-4-0, Taylor 1-1-0 UA—Riddle 6-82-1, Vaughn 5-142-2, Su. Alexander 3-4-0, Buchanan 2-17-0, West 1-17-0, Foust 1-5-0, Goss 1-3-0, C. Alexander 1-(-1)-0
Sacks	UF—Beauchamp 1-5, McGrew 1-10, Rutledge 1-9, Chester 1-6 UA—Pouck 1-5, Sigler 1-4
Interceptions	UF—Weary 1-0; UA—Powell 1-22, Jackson 1-0

2000 SEC CHAMPIONSHIP GAME

#7 FLORIDA 28, #18 AUBURN 6

December 2, 2000 // Attendance: 73,427
 Georgia Dome // Atlanta, Ga.

Florida took advantage of three Auburn turnovers and jumped out to a 21-0 second quarter lead en route to a 28-6 victory over the Tigers. On Auburn's first play from scrimmage, Florida's Mike Nattiel recovered a Tigers fumble following a 10-yard pass play. Five plays later, Florida quarterback Rex Grossman found Reche Caldwell in the end zone for a 10-yard touchdown pass and 7-0 lead. Two series later, Florida's Lito Sheppard prevented an Auburn score as he intercepted a Ben Leard pass at Florida's seven-yard line. The interception set up Caldwell's second touchdown reception of the game as he caught a Grossman pass, beat a defender and ran 66 yards for a 14-0 Gators lead. In the second quarter, Nattiel ended another Auburn scoring threat as he recovered his second fumble of the game at UF's 3 yard line. The turnover set up an eight play, 97-yard scoring drive which ended in Florida's third score - a 27 yard pass from Grossman to Gaffney. In all, Auburn turned the ball over four times (two interceptions, two fumbles) and had to settle for six points on two Damon Duval field goals.

Score by Quarters	1	2	3	4	Score
Florida	14	7	7	0	28
Auburn	0	3	3	0	6

Qtr	Time	Scoring Play	UF-AU
1st	13:09	UF—Caldwell 10-yd pass from Grossman (Chandler kick), 5-69 1:31	UF 7 - AU 0
	2:42	UF—Caldwell 66-yd pass from Grossman (Chandler kick), 3-69 1:35	UF 14 - AU 0
2nd	8:19	UF—Gaffney 27-yd pass from Grossman (Chandler kick), 8-97 2:47	UF 21 - AU 0
	0:00	AU—Duval 44-yd field goal, 5-38 0:35	UF 21 - AU 3
3rd	9:43	AU—Duval 21-yd field goal, 7-18 3:35	UF 21 - AU 6
	5:17	UF—Haugabrook 12-yd pass from Grossman (Chandler kick), 11-80 4:26	UF 28 - AU 6

Team Statistics	UF	AU
First Downs	20	19
Rushes-Yards (Net)	35-191	28-120
Passing Yards (Net)	238	208
Passes Att-Comp-Int.	17-26-1	23-43-2
Total Offense Plays-Yards	61-429	71-328
Punt Returns-Yards	2-30	1-13
Kickoff Returns-Yards	2-44	2-34
Punts-Average	4-44.5	5-41.2
Fumbles-Lost	4-2	3-2
Penalties-Yards	8-61	5-19
Possession Time	28:11	31:49
Sacks By: Number-Yards	1-2	1-21

- Passing** UF—Grossman 17-26-238-1 (4 TD)
 AU—Leard 17-30-158-1, Klein 6-13-50-1
- Rushing** UF—Graham 19-169, Gillespie 11-45, Grossman 5-(-23)
 AU—Evans 8-69, Johnson 17-47, 1-9, 1-(-2), 1-(-3)
- Receiving** UF—Gaffney 5-84 (TD), Caldwell 3-91 (2 TD), Gillespie 3-19, Walker 2-27, Haugabrook 2-10 (TD), Frazier 1-9, Graham 1-(-2)
 AU—Evans 4-45, Diamond 4-42, Green 3-25, Robinson 3-24, Daniels 3-22, Johnson 2-21, Willis 1-10, Worthy 1-10, Carter 1-6, McIntyre 1-3
- Sacks** UF—Mitchell 1-2
 AU—Johnson 1-21
- Interceptions** UF—Sheppard 2-31; AU—Crayton 1-3

2006 SEC CHAMPIONSHIP GAME

#4 FLORIDA 38, #8 ARKANSAS 28

December 2, 2006 // Attendance: 73,374
 Georgia Dome // Atlanta, Ga.

Florida scored second-half touchdowns on a muffed punt, a 67-yard run, and a pass from a wide receiver en route to defeating No. 8 Arkansas, 38-28. With UF trailing 21-17 late in the third quarter, Arkansas fumbled a punt inside its own five-yard line, allowing Wondy Pierre-Louis to pounce on the ball in the end zone for a touchdown that gave Florida a 24-21 lead. Percy Harvin rushed for a 67-yard touchdown on Florida's first play of the fourth quarter, widening the lead to 31-21. The Razorbacks quickly cut the margin to three points, at 31-28, when wide receiver Cedric Washington hit running back Felix Jones for a 29-yard score on a double pass with 12:29 left to play. Florida responded on its next drive, covering 80 yards in eight plays and scoring the game's final points via a five-yard touchdown pass from wide receiver Andre Caldwell to tight end Tate Casey. Interceptions by Reggie Nelson and Ryan Smith sealed Florida's win in the fourth quarter, with Smith's coming in the UF end zone on Arkansas' final drive.

Score by Quarters	1	2	3	4	Score
Arkansas	0	7	14	7	28
Florida	3	14	7	14	38

Qtr	Time	Scoring Play	UA-UF
1st	6:10	UF—Hetland 33-yd field goal, 6-47 2:25	UA 0 - UF 3
2nd	8:54	UF—Leak 9-yd run (Hetland kick), 1-9 0:29	UA 0 - UF 10
	4:02	UF—Harvin 37-yd pass from Leak (Hetland kick), 8-74 3:23	UA 0 - UF 17
	1:55	UA—Monk 48-yd pass from Dick (Davis kick), 3-66 2:07	UA 7 - UF 17
3rd	12:06	UA—F. Jones 2-yd pass from McFadden (Davis kick), 7-32 2:18	UA 14 - UF 17
	8:33	UA—A. Robinson 40-yd interception return (Davis kick)	UA 21 - UF 17
	3:47	UF—Pierre-Louis 0-yd fumble recovery (Hetland kick)	UA 21 - UF 24
4th	14:22	UF—Harvin 67-yd run (Hetland kick), 1-67 0:30	UA 21 - UF 31
	12:29	UA—F. Jones 29-yd pass from Washington (Davis kick), 4-63 1:53	UA 28 - UF 31
	9:04	UF—Casey 5-yd pass from Caldwell (Hetland kick), 8-80 3:25	UA 28 - UF 38

Team Statistics	UA	UF
First Downs	18	17
Rushes-Yards (Net)	35-132	30-202
Passing Yards (Net)	179	194
Passes Att-Comp-Int.	12-26-3	17-31-2
Total Offense Plays-Yards	61-311	61-396
Punt Returns-Yards	2-(-4)	5-29
Kickoff Returns-Yards	4-68	3-23
Punts-Average	6-29.3	6-37.3
Fumbles-Lost	1-1	3-0
Penalties-Yards	5-25	8-67
Possession Time	31:58	28:02
Sacks By: Number-Yards	2-15	0-0

- Passing** UF—Leak 16-30-189-2 (TD), Caldwell 1-1-5-0 (TD)
 UF—Dick 10-22-148-2 (TD), McFadden 1-3-2-1 (TD), Washington 1-1-29-0 (TD)
- Rushing** UF—Harvin 6-105 (TD), Moore 3-32, Tebow 8-31, Leak 11-19 (TD), Cornelius 1-17, Wynn 1-(-2)
 UF—McFadden 21-73, Jones 13-57, Mustain 1-2
- Receiving** UF—Ingram 6-71, Harvin 5-62 (TD), Caldwell 3-31, Baker 2-25, Casey 1-5 (TD)
 UF—Monk 3-69 (TD), Jones 2-31 (2 TD), McFadden 2-27, Williams 2-14, Cleveland 1-18, Houston 1-12, Washington 1-8
- Sacks** UF—none
 UF—Kelly 1-8, Brown 0.5-3, Smith 0.5-4
- Interceptions** UF—Lewis 1-0, Nelson 1-0, Smith 1-0; UA—Robinson 1-40 (TD), Dacus 1-0

2008 SEC CHAMPIONSHIP GAME

#2 FLORIDA 31, #1 ALABAMA 20

December 6, 2008 // Attendance: 75,892

Georgia Dome // Atlanta, Ga.

Florida defeated Alabama, 31-20, to win the eighth SEC title in school history. Florida scored 31 points on an Alabama defense that allowed just 11.5 points per game. The Florida offense drove down the field on its first drive and junior quarterback Tim Tebow connected with junior wideout Carl Moore for a 3-yard score. Alabama responded in just two plays, a 64-yard catch by Julio Jones followed by an 18-yard touchdown run from Glen Coffee, tying the game, 7-7. Florida's defense forced Alabama to settle for a 30-yard field goal on its next possession, though it gave the Crimson Tide a 10-7 advantage with 3:28 left in the first. It marked the first time the Gators trailed in a game since a loss to Ole Miss back on Sept. 27. Following an Alabama fake field goal that was broken up by sophomore defensive tackle Terron Sanders, junior receiver Riley Cooper had a 51-yard catch which put UF in scoring position. Senior kicker Jonathan Phillips connected on a 19-yard field goal to even the score, 10-10. Tebow found junior wide receiver David Nelson in the end zone for a five-yard touchdown and a 17-10 lead heading into the locker room at halftime. Alabama opened the second half with a 15-play, 91-yard, scoring drive that ate 6:53 off the clock. Mark Ingram punched it in from two yards out to tie the game, and Alabama took a 20-17 lead following a field goal at the end of the third quarter. The Gators answered on the following drive, as freshman running back Jeff Demps rushed for a one-yard score, giving UF a 24-21 lead. Following an Alabama punt, UF drove 65 yards to increase their lead to 31-20 on a five-yard reception by Cooper. An interception by sophomore cornerback Joe Haden with 1:39 remaining sealed the win.

Score by Quarters	1	2	3	4	Score
Alabama	10	0	10	0	20
Florida	7	10	0	14	31

Qtr	Time	Scoring Play	UA-UF
1st	8:17	UF—C. Moore 3-yd pass from Tebow (Phillips kick), 9-59 4:28	UA 0 - UF 7
	7:23	UA—Coffee 18-yd run (Tiffin kick), 2-82 0:54	UA 7 - UF 7
	3:28	UA—Tiffin 30-yd field goal, 5-12 2:15	UA 10 - UF 7
2nd	8:59	UF—Phillips 19-yd field goal, 8-67 3:51	UA 10 - UF 10
	2:59	UF—Nelson 5-yd pass from Tebow (Phillips kick), 9-57 4:20	UA 10 - UF 17
3rd	6:20	UA—Ingram 2-yd run (Tiffin kick), 15-91 6:53	UA 17 - UF 17
	0:08	UA—Tiffin 27-yd field goal, 10-65 3:40	UA 20 - UF 17
4th	9:21	UF—Demps 1-yd run (Phillips kick), 11-62 5:47	UA 20 - UF 24
	2:50	UF—Cooper 5-yd pass from Tebow (Phillips kick), 8-65 4:37	UA 20 - UF 31

Team Statistics	UA	UF
First Downs	18	19
Rushes-Yards (Net)	33-136	42-142
Passing Yards (Net)	187	216
Passes Att-Comp-Int.	12-25-1	14-22-0
Total Offense Plays-Yards	58-323	64-358
Punt Returns-Yards	2-20	3-25
Kickoff Returns-Yards	4-95	5-121
Punts-Average	4-41.0	3-47.7
Fumbles-Lost	0-0	0-0
Penalties-Yards	2-31	6-45
Possession Time	27:56	32:04
Sacks By: Number-Yards	1-2	1-11

Passing	UF—Tebow 14-22-216-0 (3 TD) UA—Parker Wilson 12-25-187-1
Rushing	UF—Tebow 17-57, Demps 14-53 (TD), Moody 4-23, James 3-7, Murphy 1-4, Rainey 1-1, TEAM 2-(-3) UA—Coffee 21-112 (TD), Ingram 8-21 (TD), Parker Wilson 3-2, Fitzgerald 1-1
Receiving	UF—Murphy 4-86, Hernandez 3-43, Nelson 3-27 (TD), Cooper 2-56 (TD), C. Moore 1-3 (TD), K. Moore 1-1 UA—Jones 5-124, Walker 3-37, Hanks 3-19, Coffee 1-7
Sacks	UF—Cunningham 1-11 UA—Deaderick 0.5-1, Fanny 0.5-1
Interceptions	UF—Haden 1-24; UA—None



Tim Tebow was voted the Most Valuable Player of the 2008 SEC Championship Game, completing 14-of-22 passes for 216 yards and three touchdowns. He also led the Gators with 57 rushing yards on 17 carries. Tebow's five-yard touchdown pass to Riley Cooper with 2:50 left in the game sealed the victory for UF.

FLORIDA FOOTBALL RING OF HONOR

WILBER MARSHALL

A two-time consensus first-team All-American and the 1983 National Defensive Player of the Year, Marshall played linebacker for the Gators from 1980-83. . . ABC Television selected him as the National Defensive Player of the Year in 1983. . . Finalist for the Lombardi Award in both his junior and senior seasons. . . Finished his career with 343 tackles (210 solo), including a school-record 23 quarterback sacks. . . Was selected in 1999 as The Gainesville Sun's Defensive Player of the Century. . . First-round draft pick by the Chicago Bears in 1984 and enjoyed a 12-year career in the NFL. . . Three-time All-Pro selection (1986, '87, '92) and also earned Super Bowl rings with Chicago (XX) and Washington (XXVI). . . In the 1985 season, he was part of a Bears' defensive unit which allowed the fewest yards, rushing yards, and points per game in the NFL. . . Won another championship ring with the Redskins in the 1991 season. . . During his dozen NFL seasons, Marshall recorded 45 sacks and intercepted 23 passes, which he returned for 304 yards and three touchdowns. . . Recovered 16 fumbles, returning them for 70 yards and one touchdown. . . Among the few players who have recorded 20 sacks and 20 interceptions in their career. . . Has been nominated for the Pro Football Hall of Fame in Canton, Ohio, and was inducted into the College Football Hall of Fame in 2008. . . Inducted into Florida's Ring of Honor in September 2008.

EMMITT SMITH

A unanimous first-team All-America selection, Smith finished seventh in the Heisman Trophy voting in 1989 and ninth in 1987. . . Three-time first-team All-SEC pick. . . SEC Player of the Year in 1989. . . SEC Freshman of the Year in 1987. . . Was enshrined at the College Football Hall of Fame in South Bend, Ind., during the 2006 ceremonies. . . Broke 58 school records en route to rushing for 3,928 yards and 36 touchdowns in only three seasons as a Gator. . . Rushed for 1,599 yards and 16 scores as a junior. . . First-round draft pick by the Dallas Cowboys in 1990. . . Enjoyed 15 seasons in the NFL with the Cowboys and Arizona Cardinals. . . The NFL's all-time leader in career rushing yards (18,355) and career rushing touchdowns (164). . . Won three Super Bowl rings. . . His 175 total touchdowns rank second in NFL history, only trailing Jerry Rice's 207. . . Sum of his rushing yards and receiving yards (3,224) gave him a total of 21,579 scrimmage yards, making him one of only three players in NFL history to eclipse 20,000 career scrimmage yards. . . Led the NFL in rushing four times (1991, 1992, 1993, 1995) and rushing touchdowns three times (1992, 1994, 1995). . . NFL's Most Valuable Player in 1993. . . MVP of Super Bowl XXVIII. . . Eight-time Pro Bowl selection. . . Holds the career Super Bowl record for rushing touchdowns with five. . . Inducted into the Pro Football Hall of Fame in 2010. . . Inducted into Florida's Ring of Honor in September 2006.

STEVE SPURRIER

The 1966 Heisman Trophy winner, Spurrier earned All-America status in 1965 and 1966 (unanimous). . . Shattered every school record at the time for game, season, and career in passing and total offense on his way to establishing numerous SEC records. . . Completed 392 passes for 4,848 yards and 36 touchdowns in his UF career. . . Compiled a 122-27-1 record from 1990-2001, the most wins for a Gators coach in school history and a winning percentage (.817) that ranked among the top three in SEC history. . . The 1996 season saw the team capture its first-ever National Championship with a 52-20 win over rival Florida State in the Sugar Bowl. . . Led the Gators to six SEC titles (1991, 1993-96, 2000), behind only Paul "Bear" Bryant and Nick Saban. . . Three-time SEC Coach of the Year recipient. . . First coach in SEC history, and the second two coach in major college history, to lead a squad to six straight seasons of 10-plus wins (1993-98). . . Achieved 100 career victories at Florida in a faster time period (10th season, eighth game) than any major college coach at a school in the 20th century. . . By the end of the 1990s, Spurrier was one of only five major college coaches in history and only the second in SEC history to lead a school to 100 wins during a decade (102-22-1 at UF from 1990-99). . . Coached UF to back-to-back National Championship Game appearances (1995, '96). . . Became the first person to have both won a Heisman Trophy and to have coached a Heisman Trophy winner (Danny Wuerffel in 1996). . . Inducted into the College Football Hall of Fame as a player in 1986 and re-entered the CFB Hall of Fame as a head coach in 2017. . . Became the fourth person inducted to the CFB Hall of Fame as a coach and player, as he joined Amos Alonzo Stagg, Bobby Dodd and Bowden Wyatt. . . Inducted into Florida's Ring of Honor in September 2006.

TIM TEBOW

Perhaps the most decorated athlete in college football history, Tebow won the 2007 Heisman Trophy and helped UF win two SEC titles and a pair of national championships. . . Became the first sophomore to win the Heisman Trophy, the Sullivan Award, the Davey O'Brien Award, and the Maxwell Award (2007). . . First sophomore in UF quarterback history to be named an All-American (2007). . . First UF quarterback to be named an All-American since Rex Grossman in 2001. . . First UF player to be named a first-team Academic All-American selection (2007) in over a decade. . . Second player to repeat as Maxwell Award winner in 2007 and 2008. . . First scholar-athlete to be named the ESPN The Magazine Academic All-America of the Year for University Division Football in two consecutive years. . . 20th Anniversary William V. Campbell Trophy winner (2009). . . Three-time Heisman Trophy finalist. . . Two-time SEC Offensive Player of the Year (2007 & 2009). . . Posted a 35-6 career record at Florida and posted an SEC-record 170.8 career pass efficiency rating. . . Finished his college career with five NCAA, 14 SEC, and 28 UF records. . . First player in NCAA history to rush and pass for at least 20 touchdowns in a season. . . Fourth Florida quarterback ever taken in the first round when the Denver Broncos selected him with the 25th choice in the 2010 draft. . . Inducted into Florida's Ring of Honor in October 2018.

DANNY WUERFFEL

Wuerffel won the 1996 Heisman Trophy while quarterbacking the Gators to the consensus national championship. . . Led UF to four SEC titles and a pair of national championship games. . . Only Heisman Trophy recipient to receive the Draddy Scholarship Trophy, which is presented by the National Football Foundation and the College Football Hall of Fame to the nation's top football scholar-athlete. . . First-team All-America selection in 1995 and 1996 and two-time recipient of the Davey O'Brien Award in those same campaigns. . . Completed his Gators career completing 708 of 1,170 passes for 10,875 yards with 114 touchdown passes, best in SEC history and second-most in major college history. . . Career pass efficiency rating of 163.56 was the best in major college history and his percentage of passes which went for a touchdown (9.74) ranked first in collegiate history. . . In 1995, his efficiency rating of 178.4 set a single-season collegiate record. . . During his Heisman-winning season of 1996, he completed 207 of 360 passes for 3,625 yards (an SEC record at the time) for 39 touchdowns (leading the nation and tops in SEC history) and his efficiency rating of 170.6 made him the first quarterback to ever post a rating of 170 or better in consecutive years. . . Named to The Gainesville Sun's UF Team of the Century in 1999 and was chosen the century's top Gators offensive player by that publication. . . Inducted into Florida's Ring of Honor in September 2006. . . Inducted into the College Football Hall of Fame in 2013.

JACK YOUNGBLOOD

Regarded as best defensive end in Gators history. . . Named to All-SEC decade team for the 1970s, and went on to become an All-Pro star with the Los Angeles Rams after being a first-round draft selection in 1971. . . Most Outstanding Player in the 1971 Senior Bowl. . . Enshrined into the College Football Hall of Fame in 1992 and became the first player from Florida to be inducted into the NFL Hall of Fame in 2001. . . After leading the team with 66 tackles in 1969, he made All-America the following season. . . The Rams' defensive captain, he was a three-time winner of the Dan Reeves Award given to that team's Most Valuable Player each season. . . All-Pro selection in 1974, 1975, 1976, 1978 and 1979 and All-NFC seven times. . . Played in seven straight Pro Bowls from 1973 to 1979. . . Rams played in five NFC championship games and advanced to Super Bowl XIV following the 1979 season. . . Played in a 201 consecutive games -- which set a Rams record -- and only missed one game in 14 seasons, which came in his final year in 1984. . . Inducted into Florida's Ring of Honor in September 2006.

UF RING OF HONOR CRITERIA

For a player or coach to merit consideration for induction into the Ring of Honor, at least one of the following criteria must be met. In addition, the individual must be five years removed from UF and must be in good standing with the institution.

- Heisman Trophy winners
- Former UF All-Americans inducted into the Pro Football Hall of Fame as an NFL player
- Former UF All-Americans who are NFL career category leaders
- Collegiate career category leaders
- Coaches with UF National Championships
- Coaches with at least three UF SEC Championships
- Players with three or more consensus All-America honors (AP, Walter Camp, Sporting News, AFCA, FWAA, UPI)
- Two-Time National Offensive/Defensive Players of Year (AP, Walter Camp, Sporting News, AFCA, FWAA, UPI)



HEISMAN TROPHY WINNERS

- Florida is one of three schools in the SEC to have at least three Heisman winners
- Florida is one of 11 schools nationally to have three or more winners of the prestigious award
- Florida is one of only five schools in the nation with three Heisman-winning quarterbacks (Others: Florida State, Notre Dame, Oklahoma, USC)
- Florida is one of six schools to have multiple Heisman winners since 1996 (Others: Alabama, Florida State, Ohio State, Oklahoma, USC)
- Steve Spurrier became the first Heisman winner (1966) to coach a Heisman recipient (Danny Wuerffel in 1996)
- Danny Wuerffel is one of 17 Heisman winners who led his team to a national championship the same season, pulling off the feat in 1996
- Tim Tebow became the first sophomore ever to win the Heisman Trophy, claiming the award in 2007
- ESPN's telecast of the 2007 Heisman Trophy presentation became the network's most-viewed in terms of households and total viewers

***See page 111 for a complete listing of Florida's Heisman Trophy finalists and where they finished in the voting.*

HEISMAN WINNERS IN THE SEC (By School)

Alabama	4
FLORIDA	3
Auburn	3
Georgia	2
Texas A&M	2
LSU	2
South Carolina	1

DID YOU KNOW?

In the 2008 Heisman Trophy race, Tim Tebow finished third overall despite tallying 309 first-place votes. It was the most first-place points for a non-winner since 1953, when Paul Giel from Minnesota finished with 366 first-place votes and did not win the award. Giel finished second overall in the voting to John Lattner (Notre Dame).



HEISMAN TROPHY BALLOTING

1966 (Name, School)	1st	2nd	3rd	Total
STEVE SPURRIER, FLORIDA	433	150	80	1,659
Bob Griese, Purdue	184	95	74	816
Nick Eddy, Notre Dame	39	120	99	456
1996 (Name, School)	1st	2nd	3rd	Total
DANNY WUERFFEL, FLORIDA	300	158	147	1,363
Troy Davis, Iowa St.	209	206	135	1,174
Jake Plummer, Arizona St.	116	113	111	685
2007 (Name, School)	1st	2nd	3rd	Total
TIM TEBOW, FLORIDA	462	229	113	1,957
Darren McFadden, Arkansas	291	355	120	1,703
Colt Brennan, Hawaii	54	114	242	632





HONORS

ALL-AMERICANS

AFCA - American Football Coaches Association
 AP - Associated Press
 CP - Central Press

FN - The Football News
 FWAA - Football Writers Association of America
 GR - Grantland Rice

NEA - Newspaper Enterprise of America
 SN - The Sporting News
 Time - Time Magazine

UPI - United Press International
 USA - USA Today
 WC - Walter Camp Football Foundation

YEAR	PLAYER (POSITION)	TEAM	HONORED BY
1928	Dale Van Sickle (End)	First	AP, GR, NEA,
1941	Fergie Ferguson (End)	First	GR, NEA
1952	Charles LaPradd (T)	First	AP
1956	John Barrow (G)	First	FWAA
		Third	AP, CP, NEA
1958	Val Heckman (T)	First	FWAA
		Second	UPI
		Third	AP, NEA
1960	Vic Miranda (G)	H.M.	AP
1964	Larry Dupree (FB)	First	AFCA
	Dennis Murphy (T)	First	FN
	Bruce Bennett (DB)	Second	AP
	Charles Casey (End)	Second	NEA
1965	Bruce Bennett (DB)	First	UPI
		Second	NEA (Safety)
	Charles Casey (WR)	First	AFCA, AP
		Second	NEA
		Third	CP
	Larry Gagner (G)	First	FN
	Lynn Matthews (DE)	First	NEA
	Steve Spurrier (QB)	First	FWAA
		Second	AP
1966	Bill Carr (C)	First	SN, Time
		Second	AP
	Steve Spurrier (QB)	First	AFCA, AP, CP, FN, FWAA, NEA, SN, Time, UPI
1968	Guy Dennis (G)	First	FN, UPI, WC
		Second	CP, NEA
	Larry Smith (FB)	First	SN
1969	Carlos Alvarez (WR)	First	AFCA, FN, NEA, UPI, WC
		Second	CP
		Third	AP
	Steve Tannen (DB)	First	SN, Time
		Second	UPI
		H.M.	AP
	Tommy Durrance (RB)	H.M.	AP
	David Ghesquiere (DE)	H.M.	AP
	John Reaves (QB)	H.M.	AP
	Mac Steen (G)	H.M.	AP
1970	Jack Youngblood (DE)	First	CP, FN, FWAA, SN Time, WC
		Second	AP, UPI
	Jim Yancey (TE)	H.M.	AP
1971	John Reaves (QB)	First	Time
1972	Fred Abbott (LB)	H.M.	AP
	Nat Moore (RB)	H.M.	AP
1973	Ricky Browne (DE)	H.M.	AP
	Ralph Ortega (LB)	H.M.	AP
	Jim Revels (DB)	H.M.	AP
1974	Burton Lawless (G)	First	NEA
	Ralph Ortega (LB)	First	SN, Time
	Glenn Cameron (LB)	Third	AP
	Lee McGriff (WR)	H.M.	AP
1975	Sammy Green (LB)	First	AP, FWAA, NEA
	Jimmy DuBose (RB)	Second	AP, UPI
	Mike Williams (OT)	H.M.	AP
1976	Wes Chandler (WR)	First	FN, NEA
		Third	AP
1977	Wes Chandler (WR)	First	FN, NEA, SN, UPI
		Second	AP
	Scot Brantley (LB)	H.M.	AP
	Scott Hutchinson (G)	H.M.	AP
1978	Scot Brantley (LB)	H.M.	AP
	Cris Collinsworth (WR)	H.M.	AP
1979	Cris Collinsworth (WR)	H.M.	AP
	David Little (LB)	H.M.	AP

YEAR	PLAYER (POSITION)	TEAM	HONORED BY
1980	Cris Collinsworth (WR)	First	NEA
		Second	AP, UPI
	David Little (LB)	First	AP, FN, FWAA
		Second	NEA, UPI
	Chris Faulkner (TE)	H.M.	AP
	David Galloway (DT)	H.M.	AP
	Tim Golden (DE)	H.M.	AP
	Tim Groves (DB)	H.M.	AP
1981	David Galloway (DT)	First	FWAA
		Second	FN, UPI
		Third	AP
	Brian Clark (K)	H.M.	AP
	Fernando Jackson (LB)	H.M.	AP
	James Jones (FB)	H.M.	AP
	Tony Lilly (DB)	H.M.	AP
	Wilber Marshall (LB)	H.M.	AP
1982	Wilber Marshall (LB)	First	AP, FWAA
		Second	UPI
		Third	FN
	James Jones (FB)	Third	FN
		H.M.	AP, UPI
1983	Wilber Marshall (LB)	First	AFCA, AP, FN, NEA, UPI, WC
		Second	FN
	Tony Lilly (DB)	Second	FN
		H.M.	AP
	Phil Bromley (C)	H.M.	AP
	Dwayne Dixon (WR)	H.M.	AP
	Wayne Peace (QB)	H.M.	AP
1984	Lomas Brown (OT)	First	AFCA, AP, FWAA, NEA, SN, WC
		Second	UPI
		Third	FN
	Alonzo Johnson (LB)	First	SN
		Second	FN, UPI
		Third	AP
	Phil Bromley (C)	Second	AP, FN
	Tim Newton (Def. Guard)	Second	AP
	Neal Anderson (RB)	H.M.	AP
	Crawford Ker (OT)	H.M.	AP
	Jeff Zimmerman (G)	H.M.	AP
1985	Alonzo Johnson (LB)	First	FN, SN
		Second	UPI
		Third	AP
	Jeff Zimmerman (G)	First	FN, SN, WC
		Second	UPI
		Third	AP
	Neal Anderson (RB)	H.M.	AP
	Kerwin Bell (QB)	H.M.	AP
	Jarvis Williams (DB)	H.M.	AP
	John L. Williams (FB)	H.M.	AP
	Keith Williams (DT)	H.M.	AP
1986	Jeff Zimmerman (G)	First	WC
		Second	FN
		H.M.	AP
	Ricky Nattiel (WR)	Second	SN
		H.M.	AP
	Adrian White	Second	UPI
	Jarvis Williams (DB)	Second	SN
	Kerwin Bell (QB)	H.M.	AP
	Clifford Charlton	H.M.	AP
	Keith Williams (DT)	H.M.	AP
1987	Clifford Charlton (LB)	First	SN
		H.M.	AP
	Louis Oliver (DB)	First	SN
		Second	UPI
		Third	AP, FN
	Jarvis Williams (DB)	First	WC
		H.M.	AP
	David Williams (OT)	Second	FN
		H.M.	AP
	Emmitt Smith (RB)	H.M.	AP
	Rhondy Weston (DT)	H.M.	AP

YEAR	PLAYER (POSITION)	TEAM	HONORED BY
1988	Louis Oliver (Free Safety)	First	AFCA, AP, WC
		Second	FN, SN
	Trace Armstrong (DT)	First	SN
		Second	FN
		H.M.	AP
	Jeff Roth (G)	Second	SN
	David Williams (OT)	Second	FN
		H.M.	AP, SN
	John David Francis (K)	H.M.	AP
	Huey Richardson (LB)	H.M.	SN
	Emmitt Smith (RB)	H.M.	AP, SN
	Rhondy Weston (DT)	H.M.	AP, SN
1989	Emmitt Smith (RB)	First	AFCA, AP, FN, FWAA SN, UPI, WC
		Second	NEA
	Richard Fain (CB)	Second	UPI
		H.M.	SN
	John Durden (OT)	H.M.	SN
	Godfrey Myles (LB)	H.M.	SN
	Huey Richardson (LB)	H.M.	SN
1990	Huey Richardson (LB)	First	AP, FN
		Second	SN, UPI
	Will White (Free Safety)	First	FWAA
		Second	NEA, SN, UPI
		Third	AP
	Richard Fain (CB)	Second	UPI
	Kirk Kirkpatrick (TE)	Second	AP, FN, SN, UPI
	Shane Matthews (QB)	H.M.	UPI
1991	Brad Culpepper (DT)	First	AP, AFCA, FN, NEA, SN
		Second	UPI
	Cal Dixon (C)	Second	AP, FN, SN
	Shane Matthews (QB)	Second	FN, UPI
		Third	AP
	Shayne Edge (P)	Second	SN
		H.M.	FN
	Hesham Ismail (G)	Third	AP
		H.M.	FN
	Arden Czewski (K)	H.M.	FN
	Willie Jackson (WR)	H.M.	FN
	Tony McCoy (DT)	H.M.	FN
	Tim Paulk (LB)	H.M.	FN
	Errict Rhett (RB)	H.M.	FN
	Will White (Free Safety)	H.M.	FN
1992	Shane Matthews (QB)	Second	UPI
		H.M.	FN
	Shayne Edge (P)	H.M.	FN
	Harrison Houston (WR)	H.M.	FN
	Willie Jackson (WR)	H.M.	FN
	Carlton Miles (LB)	H.M.	FN, UPI
	Errict Rhett (RB)	H.M.	FN
	Jim Watson (G)	H.M.	FN
	Will White (Free Safety)	H.M.	FN
1993	Judd Davis (K)	First	UPI
		Second	NEA
		Third	AP
		H.M.	FN
	Errict Rhett (RB)	First	FN
		H.M.	UPI
	William Gaines (DT)	Third	AP
		H.M.	FN, UPI
	Shayne Edge (P)	H.M.	FN
	Reggie Green (OT)	H.M.	FN, UPI
	Jack Jackson (WR)	H.M.	FN
	Willie Jackson (WR)	H.M.	FN
	Larry Kennedy (CB)	H.M.	FN
	Jason Odom (OT)	H.M.	FN
	Ed Robinson (LB)	H.M.	FN
	Jim Watson (G)	H.M.	FN
	Danny Wuerffel (QB)	H.M.	FN

ALL-AMERICANS

AFCA - American Football Coaches Association
 AP - Associated Press
 CP - Central Press

FN - The Football News
 FWAA - Football Writers Association of America
 GR - Grantland Rice

NEA - Newspaper Enterprise of America
 SN - The Sporting News
 Time - Time Magazine

UPI - United Press International
 USA - USA Today
 WC - Walter Camp Football Foundation

YEAR	PLAYER (POSITION)	TEAM	HONORED BY	
1994	Kevin Carter (DE)	First	FN, SN, UPI, WC	
		Second	AP	
	Jack Jackson (WR)	First	AFCA, AP, FN, FWAA	
			SN, UPI	
	Jason Odom (OT)	Second	FN	
Third		AP		
H.M.		UPI		
Judd Davis (K)	H.M.	FN, UPI		
	Shayne Edge (P)	H.M.	UPI	
	Ellis Johnson (DT)	H.M.	FN, UPI	
1995	Jason Odom (OT)	First	AFCA, AP, FN, FWAA	
			SN, UPI, WC	
	Danny Wuerffel (QB)	First	FN	
		Second	AP	
	Chris Doering (WR)	Second	AP	
		Third	FN	
	Lawrence Wright (SS)	Third	FN	
	Mark Campbell (DE)	H.M.	FN	
	Ben Hanks (LB)	H.M.	FN	
	1996	Reidel Anthony (WR)	First	AP, FWAA, SN
			H.M.	FN
Ike Hilliard (WR)		First	AFCA, FN, WC	
		Third	AP	
Danny Wuerffel (QB)		First	AP, AFCA, FN, SN, WC	
		Second	FN, SN	
Anthone Lott (CB)	Third	FN		
Jeff Mitchell (C)	Third	AP		
Fred Weary (CB)	H.M.	FN		
	H.M.	FN		
	H.M.	FN		
1997	Jacquez Green (WR)	First	AP, FWAA, WC	
		Second	SN	
		Third	FN	
	Fred Weary (CB)	First	AFCA, FN, SN, WC	
		Second	AP	
	Ed Chester (DT)	Third	AP	
Fred Taylor (RB)	Third	AP, SN		
H.M.	FN			
1998	Jevon Kearse (LB)	First	FN, WC	
		Second	AP, SN	
	Mike Peterson (LB)	First	SN	
		Second	AP	
		H.M.	FN	
	Ed Chester (DT)	Second	AP	
		Travis McGriff (WR)	Third	AP, FN, SN
Tony George (SS)	H.M.	FN		
1999	Alex Brown (DE)	First	FN, WC	
		Second	AP	
	Jeff Chandler (K)	Third	SN	
		Second	AP, SN	
	H.M.	FN		
Darrell Jackson (WR)	Third	FN		
2000	Jabar Gaffney (WR)	First	FN	
		Third	AP	
	Lito Sheppard (DB)	First	AFCA, FWAA	
		Second	AP, FN, SN	
	Alex Brown (DE)	Second	WC	
		Third	AP	
	H.M.	FN		
	Kenyatta Walker (OT)	Second	AP, WC	
		Third	FN	
	Jeff Chandler (K)	H.M.	FN	

YEAR	PLAYER (POSITION)	TEAM	HONORED BY
2001	Alex Brown (DE)	First	AP, CNN/Sports Ill.
			FWAA, WC
	Andra Davis (LB)	Second	FN, SN
		First	CNN/Sports Ill.
	Jabar Gaffney (WR)	Second	SN
		Third	AP
	Rex Grossman (QB)	First	AFCA, AP,
			CNN/Sports Ill., FN,
			FWAA, SN
	Mike Pearson (OL)	First	AP, CNN/Sports Ill.
Third		FN, WC	
2002	Lito Sheppard (CB)	Second	AP, SN
		Zac Zedalis (C)	Fourth
	Reche Caldwell (WR)	H.M.	FN
2003	Mike Degory (C)	Freshman	FWAA, SN
	Keivan Ratliff (CB)	First	AP, FWAA, SN, WC
2004	Shannon Snell (G)	First	SN
	Ben Troupe (TE)	Second	AP, SN
	Channing Crowder (LB)	Freshman	FWAA
	Chris Leak (QB)	Freshman	FWAA
	Ray McDonald (DT)	Freshman	FWAA
	Brandon Siler (LB)	Freshman	FWAA
	Reggie Nelson (S)	First	AP, FWAA, SN, WC
	Ryan Smith	Second	AP
Brandon Siler (LB)	Third	AP	
2005	Percy Harvin (WR)	Freshman	FWAA, SN (2nd)
	Brandon James (KR)	Freshman	SN (H.M.)
	Tim Tebow (QB)	Freshman	SN (H.M.)
	Percy Harvin (WR)	First	SN
	Tim Tebow (QB)	First	AP, FWAA, SN, WC
	Brandon James (KR)	Second	SN
	Maurkice Pouncey (G)	Freshman	SN (2nd)
2006	Joe Haden (CB)	Freshman	SN (H.M.)
	Major Wright (S)	Freshman	SN (H.M.)
	Percy Harvin (AP)	First	AFCA
	Brandon James (PR)	Second	AP, WC
		First	SN
(Special Teams)	First	FWAA	
Brandon Spikes (LB)	First	AFCA, AP, FWAA,	
		SN, WC	
2007	Tim Tebow (QB)	Second	SN
		Third	AP
	Janoris Jenkins (CB)	Freshman	FWAA, SN
	Joe Haden (CB)	First	AFCA, AP, FWAA
2008	Aaron Hernandez (TE)	First	AP, SN
		Maurkice Pouncey (C)	First
	Brandon Spikes (LB)	Second	AP
		First	SN, WC
	Second	AP	
	Mike Pouncey (OL)	Second	AP
Tim Tebow (QB)	Second	AP, SN, WC	
2009	Chas Henry (P)	First	AP, SN, WC
	Ahmad Black (S)	Second	AP
	Andre Debose (KR)	Freshman	SN
	Jon Halapio (OL)	Freshman	SN
	Caleb Sturgis (K)	Second	AP, WC
2010	Chaz Green (OL)	Freshman	FWAA
	Matt Elam (S)	First	AP, SN
	Sharrif Floyd (DL)	Second	WC
First		SN	
2011	Caleb Sturgis (K)	Third	AP
		First	SN
	Chaz Green (OL)	Freshman	FWAA
2012	Kyle Christy (P)	Third	AP
		Second	WC
	D.J. Humphries (OL)	Third	AP
		Freshman	SN (1st)

YEAR	PLAYER (POSITION)	TEAM	HONORED BY
2013	Vernon Hargreaves III (DB)	Third	AP
		Freshman	FWAA, SN (1st)
2014	Kelvin Taylor (RB)	Freshman	SN (H.M.)
		Freshman	SN
2015	Vernon Hargreaves III (CB)	Second	AP, WC
		Second	SN, WC
	Jalen Tabor (CB)	Freshman	SN (1st)
2016	Jarrad Davis (LB)	First	AFCA, AP, FWAA
		Second	SN, WC
	Jalen Tabor (CB)	Third	AP
	David Reese II (LB)	Freshman	FWAA
	Jawaan Taylor (OL)	Freshman	FWAA
2017	Johnny Townsend (P)	Second	AP, SN, USA
		Eddy Pineiro (K)	Third
2018	Jachai Polite (DL)	Second	AP
2019	CJ Henderson (DB)	Second	FWAA
2020	Kyle Pitts (TE)	First	AFCA, AP, FWAA
			SN, WC
	Kadarius Toney (WR)	Second	AP
2021	Kyle Trask (QB)	Second	AP, SN
		Second	WC, AP, SN, AFCA,
2022	O'Cyrus Torrence (OL)	Second	FWAA

FIRST TEAM ALL-AMERICANS BY POSITION

Includes all First Team All-Americans recognized by the Associated Press (AP), American Football Coaches Association (AFCA), Football Writers Association (FWAA), Sporting News and the Walter Camp Football Foundation.


ALL-AMERICA OFFENSIVE LINEMEN AND TIGHT ENDS



JOHN BARROW
1956 // Guard



LARRY GAGNER
1965 // Guard



BILL CARR
1966 // Center




GUY DENNIS
1968 // Guard



BURTON LAWLESS
1974 // Guard



LOMAS BROWN
1984 // Tackle



JEFF ZIMMERMAN
1985, 1986 // Guard



JASON ODOM
1995 // Tackle



MIKE PEARSON
2001 // Tackle



SHANNON SNELL
2003 // Guard




AARON HERNANDEZ
2009 // Tight End



MAURKICE POUNCEY
2009 // Center



KYLE PITTS
2020 // Tight End



O'CYUS TORRENCE
2022 // Guard

John Barrow

Consensus All-American and SEC Lineman of the Year in 1956. Played in 1957 Senior Bowl game and North-South game. Became an All-CFL lineman with Hamilton, playing 15 seasons. Retired and became general manager at Toronto and other CFL teams prior to going into business in Canada. His son, Greg, was a UF letterman in 1980.

Larry Gagner

High school fullback converted to offensive guard. He started two seasons and helped lead the 1965 team into Sugar Bowl. Played in 1966 Senior Bowl and College All-Star game. Started on offensive line for Pittsburgh and Kansas City. Majored in art at Florida.

Bill Carr

Offensive captain for 1967 Orange Bowl team. Started 32 consecutive games at center and earned All-America honors as a senior. Played in 1967 Senior Bowl. Drafted by New Orleans, but an ROTC commitment resulted in his entering U.S. Army and serving in Korea. UF Athletics Director (1980-86).

Guy Dennis

Offensive captain of 1968 team. Two-year All-SEC offensive guard. Came out of rural Walnut Hill in the Panhandle to become one of the finest linemen in Gators history. Played in 1969 North-South Senior Bowl. Played 10 years in the NFL, first with Cincinnati and then Detroit.

Burton Lawless

Regarded as a pulling guard at Florida. Strong and agile, he started for three seasons on offensive line. Played in 1975 College All-Star Game and Senior Bowl. Drafted by the Dallas Cowboys and started in the Super Bowl as a rookie. Pro career ended by serious farming accident. In 1999, named to The Gainesville Sun's UF Team of the Century.

Lomas Brown

A consensus All-America and All-SEC choice in 1984, his senior season. Became UF's first recipient of the Jacobs Blocking Trophy (SEC's top blocker) in 1984. He was a starter throughout most of his four years at UF. He started 31 of his last 33 games and had 34 career starts, all at tackle. Participated in both the Hula Bowl and Senior Bowl. Drafted by the Detroit Lions in first round of the 1985 NFL Draft. Selected to the Pro Bowl in 1990, 1991, 1992, 1994 and 1995. In 1999, named to The Gainesville Sun's UF Team of the Century. Played for the Detroit Lions, Arizona Cardinals, Cleveland Browns and New York Giants, appearing in more NFL games (263) than any other former Gator.

Jeff Zimmerman

Selected first-team All-America by the Walter Camp Football Foundation and Sporting News in 1985. Became the first non-senior offensive lineman in school history to garner first-team All-America honors. First-team All-America selection by Walter Camp Foundation in 1986. First offensive lineman

at UF to be named first-team All-America in two different seasons. Selected in the third round of the 1987 NFL Draft by the Dallas Cowboys.

Jason Odom

Named to virtually every first-team All-America team, including AP, FWAA, AFCA and Walter Camp. Two-time recipient of the Jacobs Blocking Trophy as the SEC's premier blocker (1994, 1995), becoming the first player since 1982 to capture the award in consecutive years. One of three finalists for the Outland Trophy, as well as one of 12 semifinalists for the Lombardi Award. A four-year starter who played in 49 games with 46 starts. Drafted in the fourth round of the 1996 NFL Draft by the Tampa Bay Buccaneers, he played professionally for five seasons (1996-2000).

Mike Pearson

A two-time first-team All-SEC choice who garnered first-team All-America honors in 2001 from the AP, FWAA and Sporting News. A second-round selection in the 2002 NFL Draft by Jacksonville. Played five seasons in the NFL for the Jaguars and Texans.

Shannon Snell

A first-team All-America selection by Sporting News. One of only two Gators on the offensive line to start every game at the same position, lining up at left guard in every contest in 2003. Saw time in 46 games with 36 starts during his career.

Aaron Hernandez

The first tight end in school history to be named an All-American, collecting honors from the AP and Sporting News. The first player from the SEC to be given the John Mackey Award, bestowed annually to the best collegiate tight end. Led the nation with 850 receiving yards and 68 catches by a tight end during the 2009 season, the most for his position in the SEC in over a decade. Established UF records for receptions by a tight end in a single season and in a career (111). Posted 14 games of 50-plus receiving yards, accumulating 1,382 yards in three seasons. Selected first-team All-SEC by the AP, Coaches, and Sporting News in 2009. Was a fourth-round selection in the 2010 NFL Draft by the New England Patriots. As a rookie, he accumulated 563 yards receiving on 45 catches, including six touchdowns.

Maurkice Pouncey

A first-team All-America selection by the Walter Camp Football Foundation, FWAA and Sporting News. Awarded the Rimington Trophy, given to the nation's best center, after the 2009 season. In 2009, collected 30 knock downs and earned first-team All-SEC selections from the AP, Coaches and Sporting News. Started at right guard as a true freshman, making 40 starts in 41 career games as a Gator. Entered the 2010 NFL Draft after his junior season and was selected 18th overall by the Pittsburgh Steelers. As a rookie, he started every regular season game.

(continued on next page)

ALL-AMERICA OFFENSIVE LINEMEN AND TIGHT ENDS (cont.)

Kyle Pitts

The eighth player in school history to earn unanimous first-team All-American honors, Pitts caught 43 passes for 770 yards and 12 touchdowns in 2020. A Mackey Award recipient, Pitts finished his career at UF after claiming school records for most career touchdowns by a tight end (18), most career receiving yards by a tight end (1,492) and most single-game receiving yards by a tight end (170), while tying the record for most single-game touchdown receptions (4). In addition to winning the Mackey Award following the 2020 season, Pitts was named a finalist for the Biletnikoff Award and finished 10th in the Heisman Trophy voting to become the first tight end to finish in the top 10 since 1977. He was drafted fourth overall by the Atlanta Falcons in the 2021 NFL Draft, becoming the highest-drafted tight end in NFL's common draft era.

O'Cyrus Torrence

The 34th player in Florida history to earn Consensus All-American status, and the first since Kyle Pitts was a Unanimous All-American in 2020, Torrence spent only one season with Gators but made a significant impact during the 2022 campaign. Starting in 11 games that year, Torrence anchored an offensive line that helped pave the way for an FBS third-ranked rushing offense in yards per carry and 16th in yards per game, both of which are amongst the best in program history. He didn't allow a sack or quarterback hit during his career, and didn't allow a hurry or commit a penalty in 2022. He finished his lone season at UF as the top-rated guard in the nation with Pro Football Focus grade of 88.0. A Lombardi Trophy semifinalist, Torrence was drafted by in the second round of the 2023 NFL Draft by the Buffalo Bills.

ALL-AMERICA RUNNING BACKS



LARRY DUPREE
1964

Larry Dupree

In 1964, became the third back in league history to earn first-team All-SEC three different seasons. Also a captain and All-America selection in 1964. An explosive, quick and durable runner who was second on the all-time Florida rushing list with 1,725 yards in three seasons. Played in 1965 Coaches' All-American Game.

Larry Smith

In 1968, he became the fifth offensive back in SEC history to earn All-SEC honors three straight years. Ended his collegiate career as the top rusher in Gators history with 2,186 career rushing yards from 1966-68. Topped UF's career records list in rushing attempts (520), touchdowns scored (26) and points scored (156). Touchdown run of 94 yards versus Georgia Tech (1967) set an Orange Bowl record. Played in NFL for the Los Angeles Rams (1969-73) -- who selected him with the 8th overall pick in the 1969 NFL Draft -- and the Washington Redskins (1974).



LARRY SMITH
1968

Emmitt Smith

A consensus first-team All-America selection in 1989. Named the 1989 SEC Player of the Year by the league's coaches. Finished seventh in 1989 Heisman Trophy balloting. Set 58 UF records and finished with 3,928 rushing yards, the top total in school history and fifth-best in SEC history at the time. A first-team All-SEC selection for three consecutive seasons from 1987-89. Named the 1987 National Freshman of the Year and finished ninth in Heisman balloting that year. Chosen by the Dallas Cowboys with the 17th overall pick in the 1990 NFL Draft and went on to earn 1990 NFL Rookie of the Year recognition. In 1991, 1992, 1993 and 1995, he led the NFL in rushing and was the 1993 NFL Most Valuable Player. Holds NFL records for rushing yards (18,355) and rushing touchdowns (164). Played 13 professional seasons for Dallas (1990-2002) and two more for the Arizona Cardinals (2003-04). Won three Super Bowls with the Cowboys (XXVII, XXVIII, XXX), earning MVP honors in Super Bowl XXVIII. Named first-team All-Pro for four consecutive seasons (1992-95). Selected to seven Pro Bowls. In 1999, named to The Gainesville Sun's UF Team of the Century. Inducted into Florida's Ring of Honor and the College Football Hall of Fame in 2006. Inducted into Pro Football Hall of Fame in 2010.



EMMITT SMITH
1989



ERRICT RHETT
1993

Errict Rhett

Football News first-team All-America selection in 1993, as well as a first-team All-SEC choice in 1991 and 1993. Completed his career with 4,163 rushing yards, which remains a school record and ranks seventh in SEC history (concluded his career with the third-highest career total in league history). Caught 153 career passes, the top total in school history for a running back and fourth-highest career total in school history (ranked third upon completion of collegiate career). Became the first player in NCAA Division I-A history to rush for over 4,100 yards and catch 140 or more passes. Led the SEC in rushing yards in 1991 (1,109) and 1993 (1,289). Joined Emmitt Smith as the only UF players with two 1,000-yard rushing seasons. Chosen in the second round of the 1994 NFL Draft by the Tampa Bay Buccaneers. Earned 1994 NFC Offensive Rookie of the Year honors. Played seven seasons in the NFL for the Bucs (1994-97), Baltimore Ravens (1998-99), and Cleveland Browns (2000).



FRED TAYLOR
1997

Fred Taylor

In 1997, he was UF's leading rusher with 1,292 yards on 214 carries (6.0 yards per carry), a team-high 13 touchdowns, and eight 100-yard rushing performances, earning him a third-team AP and Sporting News All-America selection. Was a third-team All-America pick by the AP and Sporting News, as well as a first-team All-SEC selection. Chosen by the Jacksonville Jaguars with the 9th overall pick in the 1998 NFL Draft. Retired following the 2010 season, concluding his 13-year professional career with 11,695 rushing yards -- which ranked 15th in NFL history. Earned second-team All-Pro honors and a Pro Bowl selection in 2007. Logged seven 1,000-yard rushing seasons in the NFL. Played 11 seasons with the Jaguars (1998-2008) and two seasons for the New England Patriots. Inducted into the University of Florida Athletic Hall of Fame in 2010. Named to the Jaguars' Ring of Honor (Pride of the Jaguars) in 2012.

ALL-AMERICA QUARTERBACKS



STEVE SPURRIER
1965, 1966

Steve Spurrier

1966 Heisman Trophy Recipient

Recipient of the 1966 Heisman Trophy, as well as SEC Player of the Year honors. Unanimous first-team All-America selection in 1966, and a first-team FWAA honoree in 1965. Broke every game, season, and career school record in passing and total offense categories, in addition to breaking all SEC passing records. First player in history of Sugar Bowl to win MVP honors on a losing team following 20-18 loss to Missouri in which he broke six game records. Went on to play 10 years of professional football with the San Francisco 49ers and Tampa Bay Buccaneers. Set 49ers game records for completions (31) and touchdown passes (five). Named to College Football Hall of Fame in 1986. Was inducted into Florida's Ring of Honor in September 2006. Later inducted to the CFB Hall of Fame as a coach in 2017.

	PA	PC	INT	YDS	PCT	TD
1966	291	179	8	2,012	.615	16
Career	692	392	31	4,848	.566	36

John Reaves

A first-team All-America selection in 1971 that completed his career (1969-71) as Florida's, the SEC's, and the NCAA's all-time leading passer with 7,581 yards. Also set SEC record for career touchdown passes with 56. A first-round selection in the 1972 NFL Draft by Philadelphia. Played for the Eagles (1972-75), Cincinnati (1975-78), Minnesota (1979) and Houston (1981) in the NFL. Was QB for Steve Spurrier with Tampa Bay of USFL from 1983-85. Served as an assistant coach at Florida from 1990-94.



JOHN REAVES
1971

Danny Wuerffel

1996 Heisman Trophy Recipient

A first-team All-America selection in 1995 and 1996, and the Heisman Trophy recipient in 1996. Two-time recipient of the Davey O'Brien Award (1995-96). Finished his career completing 708 of 1,170 passes for the fifth-most career passing yards in major college history (10,875 yards) and 114 touchdown passes -- which set an SEC record and was the second-highest total in major college history. Career pass efficiency rating of 163.56 was best in major college history -- a record which stood until 2003 -- and his percentage of passes which went for a touchdown (9.74) ranked first in collegiate history. In 1995, his efficiency rating of 178.4 set a single-season collegiate record. In his Heisman-winning season of 1996, he completed 207 of 360 passes for 3,625 yards (SEC record) for 39 touchdowns (led the nation and broke the SEC record) and his efficiency rating of 170.6 made him the first QB to ever post a rating of 170 or better in consecutive seasons. Two-time recipient of the GTE Academic All-America of the Year Award for football, and the 1996 recipient of the Draddy Trophy (presented annually to the nation's premier scholar-athlete). Selected in the fourth round of 1997 NFL Draft by New Orleans. Played with the Saints (1997-99), Green Bay Packers (2000), Chicago Bears (2001), and Washington Redskins (2002). In 1999, named to The Gainesville Sun's UF Team of the Century and chosen as the century's top Gators offensive player. Inducted into Florida's Ring of Honor in September 2006. Currently serves as the Executive Director of Desire Street Ministries, which works to revitalize impoverished neighborhoods through spiritual and community development.

	PA	PC	INT	YDS	PCT	TD
1996	360	207	13	3,625	.575	39
Career	1,170	708	42	10,875	.605	114



DANNY WUERFFEL
1995, 1996

Rex Grossman

Became the first sophomore quarterback in school history to garner first-team All-America honors in 2001. Runner-up finisher for the Heisman Trophy in 2001 (became the fifth sophomore in history to rank in the top two of the balloting), and was named the AP National Player of the Year, in addition to garnering SEC Player of the Year honors. His 55 combined touchdown passes in 2000-01 ranked as the most for a player over the course of their combined freshman and sophomore seasons in major college history. Chosen by the Chicago Bears in the first round of the 2003 NFL Draft. Played 11 NFL seasons with Chicago (2003-08), the Houston Texas (2009), and Washington Redskins (2010-13). Started Super Bowl XLI for the Bears.



REX GROSSMAN
2001



TIM TEBOW
2007

Tim Tebow

2007 Heisman Trophy Recipient

Became the first sophomore to win the Heisman Trophy, Davey O'Brien Award, and Maxwell Award. Named first-team All-America by the AP, FWAA, Sporting News, and Walter Camp. Named the 2007 AP National Player of the Year. A three-time first-team Academic All-American (2007, 2008, 2009). Second player in history to repeat as the Maxwell Award winner (2007, 2008). Recipient of the William V. Campbell Trophy in 2009. First player in NCAA history to pass and run for 20-plus touchdowns in a single season. His 23 rushing touchdowns set an SEC single-season record (among all players, not just quarterbacks) and an NCAA single-season record for quarterbacks. Passed for 32 touchdowns and his 55 touchdowns in 2007 combined established an SEC record. First player in Division I-A history to have rushed and passed for at least one touchdown in 14 straight games. Set a single-season school record for total offense with 4,181 yards. At the conclusion of his collegiate career, he also held the SEC career records for most touchdowns responsible for (145), most rushing touchdowns (57), most total offense (12,232 yards) and the lowest passing attempt-to-interception ratio (1:62.2 passes). A member of what was the winningest class in SEC history (48-7 from 2006-09). Selected in the first round of the 2010 NFL Draft by the Denver Broncos. Played three NFL seasons for the Broncos (2010-11) and New York Jets (2012). Helped the Broncos win a 2011 Wild Card playoff game against the Pittsburgh Steelers, as he threw for a career-high 316 yards and two touchdowns, the second of which was an 80-yard score on the first play of overtime. Inducted into Florida's Ring of Honor in October 2018.

	PA	PC	INT	YDS	PCT	TD
2007	350	234	6	3,286	66.9	32
Career	995	661	16	9,285	66.4	88
	Runs	Yards	Avg.	TD		
2007	210	895	4.3	23		
Career	692	2,947	4.3	57		

ALL-AMERICA WIDE RECEIVERS



CHARLEY CASEY

1965



CARLOS ALVAREZ

1969



WES CHANDLER

1976, 1977



CRIS COLLINSWORTH

1980



JACK JACKSON

1994



REIDEL ANTHONY

1996



IKE HILLIARD

1996



JACQUEZ GREEN

1997



JABAR GAFFNEY

2001



PERCY HARVIN

2007, 2008

Charley Casey

Two-time All-SEC and leading receiver in league history at the end of his career. Caught 58 passes to top SEC in 1965 and was second-leading career receiver for Florida with 123 catches from 1963-65. Academic All-SEC in 1965. Plyed in the 1966 Senior Bowl.

Carlos Alvarez

Consensus All-American in 1969 following a record-breaking season in which he had 88 catches for 1,329 yards and 12 touchdowns. Finished career with Gators records for career receptions (172) and yards (2,563), along with single-game records for receiving yards (238 vs. Miami) and receptions (15 vs. Miami). Winner of NCAA Post-Graduate Scholarship. Named to GTE Academic All-America Hall of Fame in 1989. In 1999, named to The Gainesville Sun's UF Team of the Century. A 2011 inductee into the College Football Hall of Fame.

Wes Chandler

First-team All-America in both 1976 and 1977. Caught 92 passes in his career for 1,963 yards and a school-record 22 touchdowns. He scored a then school-record 28 total touchdowns and was the highest scoring non-kicker in Florida history with 172 points. Played in the 1978 Senior Bowl and East-West Game. An All-Pro WR with the San Diego Chargers before retiring in 1988. Led the NFL in receiving yards and touchdowns in 1982 en route to the NFL Receiver of the Year honors by the NFL Alumni Association, and a

first-team All-Pro selection. Finished his NFL career with 559 catches for 8,966 yards, and 56 touchdowns. Named to The Gainesville Sun's UF Team of the Century in 1999. Inducted into the College Football Hall of Fame in 2015.

Cris Collinsworth

Brilliant all-around player. Ranked fourth on the school receiving charts and remains tied for the NCAA record for longest touchdown pass (99 yards against Rice as a freshman QB in 1977). Caught 120 passes for 1,937 yards and 14 touchdowns in his Gators career. Ran for two other touchdowns and returned a kickoff for another. Academic All-American. In his first three seasons in the NFL, he was an All-Pro wide receiver with Cincinnati. In 2001, he was inducted into the Verizon Academic All-America Hall of Fame. Currently NBC's Sunday Night Football color analyst.

Jack Jackson

Named to numerous first-team All-America squads as a junior in 1994 (AP, Football News, AFCA, UPI). One of three national finalists for the Biletnikoff Award. Football News named him the 1994 SEC Offensive Player of the Year his 57 receptions for 855 yards and 15 touchdowns (set SEC record). Completed his career after his junior season in 1994 with 29 career touchdown receptions, a school record and tied for the highest total in SEC history. Had 143 career catches (fourth in UF history) for 2,266 yards (second in UF history) in his Gators career. Chosen by the Chicago Bears in the fourth round of the 1995 NFL Draft.

Reidel Anthony

Garnered All-America honors after a superb year in 1996 in which he caught 72 passes (second-most in UF history) for 1,293 yards (second-most in UF history, third-most in SEC history) for 18 touchdowns (led nation, set SEC single-season record). One of three finalists for the Biletnikoff Award as the nation's top receiver. Finished his career with 126 catches (tied for seventh-most in school history) for 2,274 yards (second-most in school history) and 26 touchdown catches (fourth-most in school history). Selected in first round of 1997 NFL Draft by the Tampa Bay Buccaneers and played five seasons.

Ike Hilliard

Garnered first-team All-America honors from AFCA, Walter Camp, and Football News. Had 47 catches for 900 yards and 10 touchdowns in 1996. Finished his career with 126 catches (tied for seventh-most in school history) for 2,214 yards (fourth-most in school history) and 29 touchdowns (second-most in SEC history). His touchdown-to-reception ratio of 4.34 (29 TDs / 126 rec.) ranked second in UF history. Selected by the New York Giants in first round of 1997 NFL Draft. Played 12 seasons in the NFL, recording 546 career receptions for 6,397 yards and 35 touchdowns.

Jacquez Green

A first-team All-America selection in 1997 by the AP and Walter Camp, as well as a finalist for the Biletnikoff Award. In 1997, he caught 61

passes for 1,024 yards (fourth-highest season total in school history) with nine touchdowns. First-team All-SEC selection in 1997. Completed his career with 113 catches for 2,181 yards (fifth-most in school history) and 23 career touchdowns (sixth-most in school history). A second-round pick by the Tampa Bay Buccaneers in the 1998 NFL Draft who played professionally for five years. Named to The Gainesville Sun's UF Team of the Century in 1999.

Jabar Gaffney

Consensus first-team All-America selection as a redshirt sophomore in 2001. Finalist for the Biletnikoff Award in 2001. His 27 touchdown catches over the course of the 2000-01 seasons ranked as highest combined total in major college history for a player over the course of their freshman and sophomore seasons. National Freshman Player of the Year in 2000. A second-round pick by the Houston Texans in 2002 NFL Draft who played 11 professional seasons.

Percy Harvin

Dual-threat receiver and running back who was a first-team All-America selection by Sporting News as a sophomore (2007) and by the AFCA as a junior (2008). First player in school history to have 100 yards rushing and receiving in a game. Holds school records for career rushing yards by a receiver (1,852) and most rushing yards in a season by a receiver (764 in 2007). Finished his career with 32 total touchdowns, the most ever by a Gators receiver (19 rushing, 13 receiving).

ALL-AMERICA DEFENSIVE LINEMEN



VAL HECKMAN
1958 // Tackle



HUEY RICHARDSON
1990 // End



LYNN MATTHEWS
1965 // End



BRAD CULPEPPER
1991 // Tackle



JACK YOUNGBLOOD
1970 // End



KEVIN CARTER
1994 // End



DAVID GALLOWAY
1981 // Tackle



ALEX BROWN
1999, 2000 // End



TRACE ARMSTRONG
1988 // Tackle



SHARRIF FLOYD
2012 // Tackle

Val Heckman

Came out of Pennsylvania to become one of the finest defensive tackles in Gators history. Not unusually big, he made up for it with great quickness and nose for the football. Played in 1959 Senior Bowl game. Following graduation, he went into coaching.

Lynn Matthews

Quick, tough and competitive end generally regarded as the finest at his position during the Ray Graves decade at Florida. Three-year starter who capped his career by helping lead Gators to Sugar Bowl berth. Was noted as a "big play" man for his ability to force and recover fumbles and make tackles in opposing backfields.

Jack Youngblood

Regarded as best defensive end in Gators history. Named to the 1970s SEC all-decade team. Played in the 1971 Senior Bowl and was named the game's Most Outstanding Player. Rugged competitor who became an All-Pro star with the Los Angeles Rams after being a first-round draft selection in 1971. Named to the College Football Hall of Fame in 1992, and the Pro Football Hall of Fame in 2001. Inducted into Florida's Ring of Honor in September 2006. Named to The Gainesville Sun's Team of the Century in 1999.

David Galloway

Despite injuries, his career included starting at either defensive end or tackle for the majority of three seasons and he achieved full poten-

tial in 1981. Started all 11 games and named All-American. Named Most Outstanding Defensive Player in the 1980 Tangerine Bowl. Played in 1982 Olympia Gold Bowl and Hula Bowl. Drafted in the second round in 1982 by the St. Louis Cardinals.

Trace Armstrong

Played just one year at Florida (1988) after transferring from Arizona State. Had a superb season in 1988, as he registered 19 tackles for lost yardage, the top figure for a defensive lineman in that category in school history. Was a consensus first-team All-SEC choice and was named first-team All-America by Sporting News. Selected in the first round of the 1989 NFL Draft by Chicago. He played 15 years in the NFL with the Chicago Bears, Miami Dolphins, and Oakland Raiders. Pro Bowl selection in 2000. Served as President of the NFL Players Association for eight years during his professional playing career. Notched 106 sacks in his NFL career.

Huey Richardson

A first-team All-America selection in 1990. One of 12 finalists for the Lombardi Trophy in 1990. A two-time first-team All-SEC choice. Completed career with 26.5 sacks (second-most in school history) and 50.5 total tackles for loss (third-most in school history). Recipient of NCAA Post-Graduate Award. First player in school history to earn SEC Academic Honor Roll status for four consecutive years. First-round selection in the 1991 NFL draft by the Pittsburgh Steelers.

Brad Culpepper

Named to several first-team All-America squads in 1991 (AP, Sporting News, Football News). The most honored scholar-athlete in the nation in 1991 (first-team Academic All-America, National Football Foundation Scholar-Athlete, Draddy Trophy as nation's top Scholar-Athlete, Toyota National Leadership Award). Set a single-season school record in 1991 for most tackles for loss (21.5) by an interior defensive lineman and a career school record for tackles for loss by an interior lineman (47.5). Named to The Gainesville Sun's UF Team of the Century in 1999. Played nine NFL seasons with the Minnesota Vikings (1992-93), Tampa Bay Buccaneers (1994-99), and Chicago Bears (2000).

Kevin Carter

Named to several 1994 first-team All-America units (Walter Camp, Football News, UPI). Football News named him one of five finalists for its 1994 National Defensive Player of the Year Award, and was a semifinalist for the Lombardi Award (nation's top lineman). His 42.3 career tackles for loss and 21.8 sacks ranked seventh and fifth, respectively, in UF history when he completed career in 1994. His 11.8 sacks in 1994 was the third-highest season total in UF history. Started 38 of his last 39 games at defensive end. A 1995 NFL first-round selection by the St. Louis Rams. Named to The Gainesville Sun's UF Team of the Century in 1999. All-Pro selection in 1999 after leading the NFL and Super Bowl champion St. Louis Rams in sacks. Two-time Pro Bowler

who played in the NFL for 14 years. Played in 224 consecutive games and never missed a game in his NFL career, tallying 104.5 sacks. Played for St. Louis, the Tennessee Titans, Tampa Bay Buccaneers, and Miami Dolphins.

Alex Brown

First defensive lineman in school history to earn first-team All-America honors twice (1999, 2001). Set a single-season school record for sacks (13) in 1999, and became just the third sophomore in Gators history to earn first-team All-America honors (first on defense). Garnered first-team All-America honors in 2001 and was a finalist for the Lombardi Award. Completed his career with a school-record 33 career sacks. Fourth-round pick by the Chicago Bears in the 2002 NFL Draft, and played professionally for the Bears (2002-09) and New Orleans Saints (2010).

Sharrif Floyd

Named a first-team All-American by Sporting News. First defensive lineman at Florida since 2001 to earn All-America honors. Selected to the first-team All-SEC by the AP and Coaches. Had 115 career tackles, 26.0 tackles for loss, 4.5 sacks, a pass breakup, three blocked field goals, and a forced fumble. His three career blocked kicks is tied for fifth in school history. Recorded 46 tackles and led the team with 13.0 tackles for loss in 2012. Registered a tackle for loss in nine of the 13 games in 2012. Chosen by the Minnesota Vikings in the first round of the 2013 NFL Draft.

ALL-AMERICA LINEBACKERS



RALPH ORTEGA

1974



SAMMY GREEN

1975



DAVID LITTLE

1980



WILBER MARSHALL

1982, 1983



ALONZO JOHNSON

1984, 1985



CLIFFORD CHARLTON

1987



JEVON KEARSE

1998



MIKE PETERSON

1998



BRANDON SPIKES

2008, 2009

Ralph Ortega

All-SEC two years and All-American in 1974 as he helped lead Gators to Sugar Bowl. Starter for three seasons, during which he made 357 tackles, forced 12 fumbles, recovered eight and intercepted five passes. Played in 1975 College All-Star Game. Academic All-American. Went on to play for the Atlanta Falcons and Miami Dolphins.

Sammy Green

Alternated between nose guard and linebacker during career in which he started for three seasons. Finished 1975 season with a remarkable 202 total tackles. Averaged eight tackles per game during his career and 13 per game during his All-America season of 1975. Played in 1976 Senior Bowl. Played in the NFL with the Houston Oilers and Seattle Seahawks.

David Little

Came out of the shadow of his older brother, Larry Little (an All-Pro guard for years with the Miami Dolphins), to become one of the most outstanding linebackers in Gators history. Three-year starter. Totaled nine interceptions in his career. Played in the 1981 Japan Bowl, as well as the East-West Game. Amassed 375 tackles during his Gators career. A starter at linebacker for the Pittsburgh Steelers for several years. Named to The Gainesville Sun's UF Team of the Century in 1999.

Wilber Marshall

One of the finest defensive players in Gator history. Two-time consensus All-American. Selected as the 1983 ABC-TV Chevrolet Defensive Player of the Year. A finalist for the Lombardi Award his final two seasons. Finished outstanding career with 343 tackles (210 solo), including a school-record 23 sacks. Chosen by the Chicago Bears in the first round of the 1984 NFL Draft. Three-time All-Pro selection (1986, 1987, 1992). Named to The Gainesville Sun's UF Team of the Century in 1999. Also chosen as UF's Defensive Player of the Century by the publication. Inducted into the College Football Hall of Fame in 2008. Inducted into Florida's Ring of Honor in September 2008.

Alonzo Johnson

Was named a first-team All-American by Sporting News in 1984 and 1985. He was also a consensus All-SEC choice both seasons. He completed his career with a school-record 27 sacks and 55 total TFL. His 12 sacks and 19 TFL in 1985 set single-season UF records. Completed his Gators career with 335 total tackles (ninth-most in school history). One of five finalists for the Butkus Award in 1985. Chosen by the Philadelphia Eagles in the second round of the 1986 NFL Draft, and played two seasons with the Eagles.

Clifford Charlton

A two-time first-team All-SEC choice that was named first-team All-America by Sporting News in 1987. Completed his career with 49 tackles for loss, the third-highest total in school history. His 25 sacks ranked was the second-highest total in school history. Chosen by the Cleveland Browns in the first round of the 1988 NFL Draft, and played two seasons.

Jevon Kearse

A first-team All-America selection in 1998 by the Walter Camp Football Foundation and Football News. A consensus first-team All-SEC choice who was named the 1998 AP SEC Defensive Player of the Year. One of three finalists for the Butkus Award, and one of three finalists for the Chuck Bednarik Award. Also a semifinalist for the Lombardi Award in 1998. Entered the 1999 NFL Draft after his junior year and was a first-round selection by the Tennessee Titans. Named the 1999 NFL Defensive Rookie of the Year. Played 11 seasons with the Titans (1999-2003, 2008-09) and Philadelphia Eagles (2004-07).

Mike Peterson

A first-team All-America selection in 1998 by Sporting News. First-team All-SEC choice. Led the Gators in tackles (127 -- which ranked second in the SEC) in 1998. A second-round selection by the Indianapolis Colts in the 1999 NFL Draft. NFL's leading tackler in 2000. Played 14 seasons for the Colts, Atlanta Falcons, and Jacksonville Jaguars, totaling 883 tackles, 21.5 sacks, and 19 interceptions in 196 games.

Brandon Spikes

A consensus All-American, who was selected as the Chevrolet Defensive Player of the Year in 2008. Named the 2008 SEC Defensive MVP by Sporting News. Finalist for the Bronko Nagurski, Chuck Bednarik and Dick Butkus Awards, as well as a two-time semifinalist for the Lombardi Award, and quarterfinalist for the Lott Trophy. A two-year captain of what was the winningest class in SEC history (48-7 from 2006-09), finishing his career with 307 total tackles, 31.5 tackles for loss, 14 pass breakups and 6.5 sacks. The only player in Florida's history to return four interceptions for touchdowns. Garnered first-team All-SEC honors from the AP, Coaches, and Sporting News. During the 2008 BCS Championship run, he led the Gators in tackles (93) and was a driving force on a defense which led the SEC in many defensive categories, including points per game (12.9), red zone defense (69.2%), fourth down conversions allowed (33.3%), and turnover margin (1.57). Chosen in the second round by the New England Patriots in the 2010 NFL Draft. As a rookie, he had 61 combined tackles and an interception. Played five seasons in the NFL for the Patriots and Buffalo Bills.

ALL-AMERICA DEFENSIVE BACKS



BRUCE BENNETT
1965 // Safety



STEVE TANNEN
1969 // Safety



JARVIS WILLIAMS
1987 // Safety



LOUIS OLIVER
1987, 1988 // Safety



WILL WHITE
1990 // Safety



FRED WEARY
1997 // Cornerback



LITO SHEPPARD
2000 // Cornerback



KEIWAN RATLIFF
2003 // Cornerback



REGGIE NELSON
2006 // Safety



JOE HADEN
2009 // Cornerback



MATT ELAM
2012 // Safety



VERNON HARGREAVES III
2014, 2015 // Cornerback

Bruce Bennett

Two-year All-SEC choice, named top safety in the league in 1965, and garnered first-team All-America honors in 1965. Set the school record for career interceptions (13), and tied the single-game school record with three. Defensive captain of the 1966 Sugar Bowl team. Went on to All-CFL stardom with Regina, and after nearly a decade in that league he returned to coach high school football in Georgia. Named to The Gainesville Sun's UF Team of the Century in 1999.

Steve Tannen

Two-year All-SEC choice, voted top defensive back in league in 1969. Tied for second in career interceptions for Gators with 11 when he completed career. Returned two punts to touchdowns during his career. Noted as kick blocker on special teams (blocked three in 1969, blocked a punt which was returned for touchdown in 14-13 win over Tennessee in the Gator Bowl. Played five NFL seasons for the New York Jets from 1970-74. Named to The Gainesville Sun's UF Team of the Century in 1999.

Jarvis Williams

A two-time first-team All-SEC choice who garnered Walter Camp first-team All-America honors in 1987. Started every game for four straight seasons (45 consecutive starts). His 10 career interceptions ranked third on the all-time school chart when he completed his career in 1987. Chosen by the Miami Dolphins in the second round of 1988 NFL Draft. Played seven seasons with the Miami Dolphins and New York Giants. Named to The Gainesville Sun's UF Team of the Century in 1999.

Louis Oliver

One of the fine success stories in Gators history. Originally joined the UF program as a walk-on in 1984. By the time he graduated in 1988, he had become the first two-time first-team All-America selection as a defensive back in school history. Also, a two-time consensus first-team All-SEC choice. One of three finalists for the Thorpe Award in 1988. Selected by the Miami Dolphins in the first round of the 1989 NFL Draft, and went on to play eight seasons. Set an NFL record in 1992 with a 103-yard interception return. Named to The Gainesville Sun's UF Team of the Century in 1999.

Will White

A first-team All-America selection by Football News in 1990 as a sophomore. Second player in UF history to achieve first-team All-America honors as a sophomore. His seven interceptions in 1990 tied a UF single-season record and ranked second nationally in that category. One of 15 semifinalists for the Thorpe Award in 1990. A three-time first-team All-SEC choice who completed his career in 1992 with a school-record 14 interceptions. Drafted in the seventh round of the 1993 NFL Draft by the Phoenix Cardinals.

Fred Weary

Garnered first-team All-America honors in 1997 from Sporting News, Football News, AFCA, and Walter Camp. One of three finalists in 1997 for the Thorpe Award as the nation's top defensive back. Completed his career with 15 interceptions -- tops in school history -- and his six interceptions in 1997 were the second-best single-season total in school history. A two-time first-team All-SEC choice (1996, 1997). Fourth-round pick by the New Orleans Saints in 1998 and played six professional seasons for the Saints, Atlanta Falcons, and St. Louis Rams.

Lito Sheppard

Became just the fourth sophomore - and second on defense - in UF history to earn first-team All-America recognition when chosen for that honor in 2000 by the FWAA. Second sophomore defensive back in school history to earn first-team All-America recognition. A consensus first-team All-SEC selection in 2000 and 2001. A first-round selection by the Philadelphia Eagles in the 2002 NFL Draft. A two-time Pro Bowler who played 10 seasons in the NFL with Philadelphia, the New York Jets, Minnesota Vikings, and Oakland Raiders.

Keiwan Ratliff

Named to nearly every All-America team, including AP, Walter Camp, FWAA, and Sporting News in 2003. One of three Thorpe Award finalists that same season. Established Florida's single-season interception record with nine in 2003. Third Gator in history to be honored and the first defensive back to claim the title of SEC Defensive Player of the Year. Led UF's defense with a career-high three interceptions (one of which he returned for a touchdown) against Arkansas, tying a school-record. In his nine seasons in the NFL he played for the Cincinnati Bengals, Indianapolis Colts, Tampa Bay Buccaneers, and Pittsburgh Steelers.

(continued on next page)

ALL-AMERICA DEFENSIVE BACKS (cont.)

Reggie Nelson

Consensus first-team All-America honoree (AP, FWAA, Walter Camp), who was a finalist for the Thorpe and Bronko Nagurski Awards. Collected 2006 first-team All-SEC honors from both the league's coaches and the AP. Honored with the 2006 Jack Tatum Award by the Touchdown Club of Columbus, as well as the 2006 Vince Dooley Award as the nation's top defensive back. A first-round selection by the Jacksonville Jaguars in the 2007 NFL Draft who played 12 seasons for the Jaguars (2007-09), Cincinnati Bengals (2010-15), and Oakland Raiders (2016-18).

Joe Haden

The consensus All-American was named the 2009 Defensive MVP by Sporting News. A first-team selection by the AP, AFCA, FWAA, Sporting News, and Walter Camp. Named to the first-team All-SEC by the Coaches, AP, and Sporting News. First true freshman to start at cornerback for Florida on opening day in 2007, starting all 40 games he played in for the Gators. Anchored a defense which led the conference in pass defense (152.8 yards allowed game) during his junior season (2009). Finished his career with 218 tackles, 34 pass breakups, eight interceptions, and 3.5 sacks. Entered the 2010 NFL draft as a junior and was selected by the Cleveland Browns with the 7th overall pick. As a rookie for the Browns, he notched 57 solo tackles and six interceptions. A three-time Pro Bowl selection (2013, 2014, 2019) and a second-team All-Pro selection in 2013. Played seven seasons for the Browns (2010-16) and joined the Pittsburgh Steelers prior to the 2017 season.

Matt Elam

A first-team All-America selection by the AP and Sporting News. Only the second safety in school history to be named first-team All-American by AP (Reggie Nelson being the other). Named first-team All-SEC by the AP and Coaches. Appeared in 39 games (26 starts at safety) in his Gators career, recording 176 tackles, 23.5 TFL, 13 pass breakups, six interceptions, three forced fumbles, and one fumble recovery. Finished the 2012 season second on the team with 76 tackles, including two sacks and 11.0 tackles for loss. Led the team (and ranked third in the SEC) with four interceptions in 2012. Named SEC Co-Defensive Player of the Week after notching seven solo tackles and forcing a game-changing fumble in the third quarter of a win over LSU. Selected in the first round by the Baltimore Ravens in the 2013 NFL Draft.

Vernon Hargreaves III

Became the second two-time first-team All-America selection as a defensive back in school history, following Gator Great Louis Oliver. As a sophomore in 2014, Hargreaves was a first-team All-America selection by Sporting News. He was also a consensus first-team All-SEC selection and a Bednarik Award semi-finalist in 2014. Totaled 50 tackles and three interceptions during that season and ranked first in the conference with 13 pass breakups. In 2015, Hargreaves became UF's first unanimous All-America selection since Joe Haden in 2009, garnering first-team accolades from the AFCA, AP, FWAA, Sporting News, and Walter Camp, AFCA, AP, FWAA and Sporting News. Named one of three finalists for the Thorpe Award and a semifinalist for the Bednarik Award in 2015. Started 13 games at cornerback, totaled 33 tackles, four pass breakups, and a team-high four interceptions in 2015. Chosen by the Tampa Bay Buccaneers with the 11th overall pick in the 2016 NFL Draft. Played three full seasons with the Bucs and joined the Texans during the 2019 campaign.

ALL-AMERICA SPECIALISTS



JUDD DAVIS

1993 // Kicker

Judd Davis

A first-team UPI All-America selection as a junior in 1993. Recipient of 1993 Lou Groza Award. First kicker in UF history to receive first-team All-America honors. The former walk-on finished his career with 225 points, the highest total in school history. Hit 33 of 38 field goals (86.8%) inside 50 yards during his career. Set an SEC record with 65 PATs in 1994, and completed his career with 81 consecutive PATs -- also a school record. Named to The Gainesville Sun's UF Team of the Century in 1999.



BRANDON JAMES

2008 // Kick Returner

Brandon James

One of the premier return specialists in SEC history, James shattered numerous records en route to earning All-America honors from Sporting News and the FWAA. The first-team All-SEC selection was the 2008 SEC Special Teams Player of the Year, in addition to being proclaimed one of Sporting News' 20 most indispensable players that season. The only player in conference history to amass more than 4,000 yards as a kick returner. Set and still holds SEC career records for total kick returns (229), and total kick return yards (4,089). Also set SEC records for kickoff returns (112) and kickoff return yards (2,718). Set new school records for kickoff return yards in a season (841), as well as punt return records for returns in a career (117), yards (1,371), yards in a season (510), and in a game (155), in addition to being tied for most punt returns for touchdown in a career (4) and in a season (2). Finished his career as a member of what was the winningest class in SEC history (48-7 record from 2006-09).



CHAS HENRY

2010 // Punter

Chas Henry

A first-team All-American selected by the AP and Sporting News. Recipient of the Ray Guy Award, given to the nation's best punter, after the 2010 season. In 2010, he set a Florida single-season record with a punting average of 45.1 yards, while 16 of his 50 punts were 50 yards or more. He earned a first-team All-SEC selection by the AP and Coaches. Signed as an undrafted free agent with the Philadelphia Eagles in 2011 and played two seasons in the NFL.



CALEB STURGIS

2012 // Kicker

Caleb Sturgis

The two-time Lou Groza Award finalist was named a first-team All-America by Sporting News and was the SEC Co-Special Teams Player of the Year in 2012. Was selected to the first-team All-SEC by AP, Coaches' and Phil Steele as a junior and senior. Was 70-for-88 (79.5%) on field goal attempts and 130-for-136 on PATs, third in school history on PATs. Set and still holds the school record for field goals made (70 -- which also ranked seventh in SEC history when he concluded his career). Made eight field goals of 50-plus yards in his career, the most in school history. Compiled a 79.5 field goal percentage over his career, the second-best percentage in program history among kickers with at least 50 field goal attempts. His 24 field goals made in 2012 set a single-season school record. Selected by the Miami Dolphins in the fifth round of the 2013 NFL Draft. Played six seasons with the Dolphins (2013-14), Philadelphia Eagles (2015-17), and Los Angeles Chargers (2018).

FIRST TEAM ALL-AMERICANS prior to the "Modern Era"



Dale Van Sichel, 1928

Florida's first All-American. A two-way offensive and defensive standout. Noted as one of college football's premier pass receivers. Played on the nation's highest-scoring team (336 points in nine games). Van Sichel went on to become one of Hollywood's top stunt men for nearly five decades and was twice president of the Motion Picture Stunt Men's Association.



Forrest "Fergie" Ferguson, 1941

Great two-way end that made as many big plays on defense as he did on offense. Star receiver during days of limited passing attacks, he set records which would stand from the early 1940s until the pro-style passing game of the 1960s, including most receptions (43), receiving yards (668), TD passes in a season (five in 1941), longest scoring reception (74 yards from Tommy Harrison vs. Miami in 1941). Injured in Normandy invasion in 1944, awarded DSC for Gallantry in Action, and died of his war wounds in 1954.



Charlie LaPradd, 1952

Rugged lineman who was an Army paratrooper prior to resuming his collegiate career. One of the most outstanding linemen in Florida history, he played offense and defense on the Gators' first bowl team, which won the 1953 Gator Bowl. Later went into coaching at FSU then began a career in athletic administration. Was president of St. John's River Community College from 1966-72. LaPradd passed away on Feb. 1, 2006.

ALL-SOUTHEASTERN CONFERENCE

YEAR	PLAYER	TEAM	HONORED BY
1933	Hal Starbuck	Second	AP
	Welcome Shearer	Third	AP
1934	Julius Brown	Second	AP
	William Stark	Third	AP
1935	Billy Chase	Third	AP
1936	Walter Mayberry	Second	AP
1937	Walter Mayberry	First	AP
1938	Frank Kocsis	Third	AP
1939	Clark Goff	Third	AP
1940	Forrest Ferguson	Third	AP
	Julius Battista	Third	AP
1941	Forrest Ferguson	Second	AP
	Milton Hull	Third	AP
	Tom Harrison	Third	AP
1944	Bobby Forbes	Third	AP
1945	Jack White	Third	AP
1946	Broughton Williams	Third	AP
1947	Bobby Forbes	Second	AP
1948	Charles Hunsinger	First	AP
1949	Charles Hunsinger	First	AP
	Jimmy Kynes	Third	AP
1950	Haywood Sullivan	Second	AP, UPI
	Charles LaPradd	Third	AP
1951	Carroll McDonald	Second	AP
	Bobby Flowers	Second	AP
	Charles LaPradd	Second	AP, UPI
	Joe D'Agostino	Second	AP
	Haywood Sullivan	Third	AP, UPI
1952	Charlie LaPradd	First	AP, UPI
	Joe D'Agostino	First	AP, UPI
	Rick Casares	Second	AP, UPI
	Charles Ware	Second	AP
	Dewayne Douglas	Third	AP
	Buford Long	Third	AP, UPI
	Arlen Jumper	Third	AP
1953	Joe D'Agostino	First	UPI
		Second	AP
	Dan Hunter	Third	AP
1954	Mal Hammack	Second	AP
	Steve DeLaTorre	Third	AP, UPI
	Ray Brown	Third	AP
	Jackie Simpson	Third	UPI
1955	Steve DeLaTorre	First	AP, UPI
	Jackie Simpson	Third	AP, UPI
1956	John Barrow	First	AP, UPI
	Jackie Simpson	Second	UPI
	Jimmy Rountree	Third	AP
1957	Jimmy Rountree	First	AP
		Second	UPI
	Charlie Mitchell	Second	AP, UPI
	Dan Pelham	Second	UPI
	Don Fleming	Third	AP
1958	Don Fleming	First	AP, UPI
	Val Heckman	First	AP, UPI
	Dave Hudson	Third	AP
1959	Dave Hudson	First	UPI
		Third	AP
	Danny Royal	Third	AP
1960	Vic Miranda	First	AP, UPI
	Pat Patchen	First	UPI
		Second	AP
	Larry Libertore	Second	AP, UPI
	Jim Beaver	Third	AP
	Don Goodman	Third	AP, UPI
1961	Jim Beaver	Second	UPI
		Third	AP
	Don Goodman	Third	AP, UPI
1962	Larry Dupree	First	AP, UPI
	Frank Lasky	Second	AP
	Anton Peters	Second	UPI
	Sam Holland	Third	AP
1962	Larry Travis	Third	AP, UPI
	Lindy Infante	Third	AP
1963	Larry Dupree	First	AP, UPI
	Dennis Murphy	Second	AP
		Third	UPI
	Jack Katz	Third	UPI

YEAR	PLAYER	TEAM	HONORED BY
1964	Charley Casey	First	AP
		Second	UPI
	Larry Gagner	First	AP
	Bill Richbourg	First	AP
	Bruce Bennett	First	AP
	Larry Dupree	First	UPI
		Second	AP
	Lynn Matthews	Second	AP
	Allen Trammell	Second	AP
	Dennis Murphy	Third	UPI
	Bill Richbourg	Third	UPI
	Steve Spurrier	Third	UPI
1965	Charles Casey	First	AP, UPI
	Larry Beckman	First	AP, UPI
	Steve Spurrier	First	AP, UPI
	Bruce Bennett	First	AP, UPI
	Larry Gagner	First	UPI
	Barry Brown	Second	AP
	Lynn Matthews	Second	AP
1966	Bill Carr	First	AP, UPI
	Steve Spurrier	First	AP, UPI
	Larry Smith	First	AP, UPI
	Richard Trapp	First	AP, UPI
	Jim Benson	First	UPI
		Second	AP
1967	Guy Dennis	First	AP, UPI
	Larry Smith	First	AP, UPI
	Richard Trapp	First	AP, UPI
	Wayne Barfield	First	AP
	Don Giordano	Second	AP
1968	Guy Dennis	First	UPI
	Larry Smith	First	UPI
	Steve Tannen	First	UPI
		Second	AP
	Guy Dennis	Second	AP
	Larry Smith	Second	AP
1969	Carlos Alvarez	First	AP, UPI
	John Reaves	First	AP
	David Ghesquiere	First	AP
	Mac Steen	First	UPI
		Second	AP
	Don Williams	Second	AP
	Tommy Durrance	First	UPI
		Second	AP
	Steve Tannen	Second	AP
1970	Jim Yancey	First	AP
	Jack Youngblood	First	AP, UPI
1971	Carlos Alvarez	Second	AP
	Fred Abbott	Second	AP
	John Reaves	Second	AP
1972	Nat Moore	First	AP, UPI
	Fred Abbott	First	AP, UPI
	Paul Parker	Second	AP
	Ricky Browne	Second	AP
	Jim Revels	Second	AP
1973	Ricky Browne	First	AP
	Ralph Ortega	First	AP, UPI
	Jim Revels	First	AP
	Lee McGriff	Second	AP
	Burton Lawless	Second	AP
	Jimmy Ray Stephens	Second	AP
	David Hitchcock	Second	AP
1974	Lee McGriff	First	AP, UPI
	Glenn Cameron	First	AP
	Preston Kendrick	First	UPI
	Ralph Ortega	First	UPI
		Second	AP
	Randy Talbot	First	UPI
	Burton Lawless	Second	AP
	Paul Parker	Second	AP
	Wayne Fields	Second	AP
1975	Mike Williams	First	AP, UPI
	Jimmy DuBose	First	AP, UPI
	David Posey	First	AP
	Sammy Green	First	AP, UPI
	Gerald Loper	Second	AP

YEAR	PLAYER	TEAM	HONORED BY
	Robbie Moore	Second	AP
	Don Gaffney	Second	AP
	Darrell Carpenter	Second	AP
	Henry Davis	Second	AP
1976	Wes Chandler	First	AP
	Alvin Cowans	First	UPI
		Second	AP
	Jimmy Stephens	Second	AP
	David Forrester	Second	AP
	Robbie Moore	Second	AP
	Darrell Carpenter	Second	AP
1977	Wes Chandler	First	AP, UPI
	Scott Hutchinson	First	AP, UPI
	Scot Brantley	First	AP, UPI
	Tony Green	First	UPI
		Second	AP
	Berj Yepremian	Second	AP
	Charlie Williams	Second	AP
1978	Cris Collinsworth	First	AP, UPI
	Berj Yepremian	First	AP
	Scot Brantley	First	AP, UPI
	Don Swafford	Second	AP
	Michael Dupree	Second	AP
	David Little	Second	AP
1979	Cris Collinsworth	First	AP, UPI
	David Little	Second	AP
1980	Cris Collinsworth	First	AP, UPI
	Chris Faulkner	First	AP, UPI
	David Little	First	AP, UPI
	Tim Golden	Second	AP
	David Galloway	Second	AP
	Tim Groves	Second	AP
	Mark Dickert	Second	AP
1981	James Jones	First	AP, UPI
	Brian Clark	First	AP
	David Galloway	First	AP, UPI
	Wilber Marshall	First	AP
	Fernando Jackson	Second	AP
	Tony Lilly	Second	AP
1982	James Jones	First	AP
	Wilber Marshall	First	AP, UPI
	Dan Fike	Second	AP
	Tony Lilly	Second	AP
1983	Dwayne Dixon	First	AP, UPI
	Phil Bromley	First	AP
	Wilber Marshall	First	AP, UPI
	Tony Lilly	First	AP
	Lomas Brown	Second	AP
	John Hunt	Second	AP
	Wayne Peace	Second	AP
	Neal Anderson	Second	AP
	Tim Newton	Second	AP
	Ray Criswell	Second	AP
1984	Lomas Brown	First	AP, UPI, Coaches
	Phil Bromley	First	AP, UPI, Coaches
	Tim Newton	First	AP, UPI, Coaches
	Alonzo Johnson	First	AP, UPI, Coaches
	Crawford Ker	Second	AP
	Jeff Zimmerman	Second	AP
	Kerwin Bell	Second	AP
	Neal Anderson	Second	AP
	John L. Williams	Second	AP
1985	Jeff Zimmerman	First	AP, UPI, Coaches
	Kerwin Bell	First	AP, UPI
	Neal Anderson	First	AP, UPI
	Alonzo Johnson	First	AP, UPI, Coaches
	John L. Williams	Second	AP
	Keith Williams	Second	AP
	Jarvis Williams	Second	AP
1986	Ricky Nattiel	First	AP, UPI, Coaches
	Keith Williams	First	AP, UPI
	Clifford Charlton	First	AP
	Adrian White	First	AP, Coaches
	Jarvis Williams	First	UPI, Coaches
		Second	AP
	Jeff Zimmerman	First	UPI, Coaches
		Second	AP
	Kerwin Bell	Second	AP

ALL-SOUTHEASTERN CONFERENCE

YEAR	PLAYER	TEAM	HONORED BY
1987	Emmitt Smith	First	AP, UPI, Coaches
	Rhondy Weston	First	AP
	Clifford Charlton	First	AP, UPI
	Louis Oliver	First	AP, UPI
	Jeff Roth	First	UPI
	David Williams	Second	AP
	Jarvis Williams	Second	AP
1988	David Williams	First	AP, UPI, Coaches
	Emmitt Smith	First	AP, UPI, Coaches
	Trace Armstrong	First	AP, UPI, Coaches
	Louis Oliver	First	AP, UPI, Coaches
	Jeff Roth	First	Coaches
	John David Francis	Second	AP
	Rhondy Weston	Second	AP
1989	Emmitt Smith	First	AP, UPI, Coaches
	Richard Fain	First	AP, Coaches
	Huey Richardson	First	UPI, Coaches
		Second	AP
	John Durden	First	Coaches
		Second	AP
1990	Kirk Kirkpatrick	First	AP, Coaches
	Shane Matthews	First	AP, UPI, Coaches
	Huey Richardson	First	AP, UPI, Coaches
	Will White	First	AP, UPI, Coaches
	Richard Fain	First	AP, Coaches
	Tim Paulk	First	UPI
	Cal Dixon	First	UPI
	Godfrey Myles	First	Coaches
		Second	AP
	Ernie Mills	First	UPI
		Second	AP
	Chris Bromley	Second	AP
	Mark Murray	Second	AP
	Brad Culpepper	Second	AP
	Tim Paulk	Second	AP
1991	Hesham Ismail	First	AP, Coaches
	Cal Dixon	First	AP, Coaches
	Shane Matthews	First	AP, Coaches
	Brad Culpepper	First	AP, Coaches
	Tony McCoy	First	AP
	Will White	First	AP, Coaches
	Shane Edge	First	AP, Coaches
	Arden Czyzewski	First	Coaches
		Second	AP
	Tim Paulk	First	Coaches
	Ephesians Bartley	First	Coaches
		Second	AP
	Errict Rhett	First	AP
	Willie Jackson	Second	AP
	Mark White	Second	AP
1992	Willie Jackson	First	AP, Coaches
	Shane Matthews	First	AP, Coaches
	Carlton Miles	First	AP
		Second	Coaches
	Will White	First	Coaches
		Second	AP
1993	Reggie Green	First	AP, Coaches
	Jim Watson	First	AP
	Errict Rhett	First	AP, Coaches
	William Gaines	First	AP, Coaches
	Jack Jackson	Second	AP, Coaches
	Jason Odom	Second	AP, Coaches
1994	Shayne Edge	Second	AP, Coaches
	Jack Jackson	First	AP, Coaches
	Jason Odom	First	AP, Coaches
	Judd Davis	First	AP
		Second	Coaches
	Kevin Carter	First	AP, Coaches
	Ellis Johnson	First	AP, Coaches
	Larry Kennedy	First	Coaches
	Ben Hanks	First	Coaches
		Second	AP
Shayne Edge	Second	AP, Coaches	
Dexter Daniels	Second	Coaches	

YEAR	PLAYER	TEAM	HONORED BY	
1995	Chris Doering	First	AP, Coaches	
	Jason Odom	First	AP, Coaches	
	Reggie Green	First	AP, Coaches	
	Danny Wuerrffel	First	AP	
		Second	Coaches	
	Mark Campbell	First	AP, Coaches	
	Ben Hanks	First	AP, Coaches	
	Lawrence Wright	First	AP, Coaches	
	Dexter Daniels	First	Coaches	
		Second	AP	
	Anthone Lott	First	Coaches	
		Second	AP	
	Ike Hilliard	Second	AP, Coaches	
	Donnie Young	Second	AP, Coaches	
	1996	Donnie Young	First	AP, Coaches
Jeff Mitchell		First	AP, Coaches	
Reidel Anthony		First	AP, Coaches	
Danny Wuerrffel		First	AP, Coaches	
Ed Chester		First	AP, Coaches	
James Bates		First	AP, Coaches	
Anthone Lott		First	AP, Coaches	
Lawrence Wright		First	AP, Coaches	
Fred Weary		First	Coaches	
		Second	AP	
Ike Hilliard		First	Coaches	
		Second	AP	
1997		Jacquez Green	First	AP, Coaches
		Fred Taylor	First	AP, Coaches
		Mike Moten	First	AP, Coaches
	Fred Weary	First	AP, Coaches	
	Teako Brown	First	AP	
		Second	Coaches	
	Jevon Kearse	First	Coaches	
		Second	AP	
	Ed Chester	Second	AP	
	Johnny Rutledge	Second	AP	
	1998	Travis McGriff	First	AP, Coaches
		Reggie McGrew	First	AP, Coaches
		Jevon Kearse	First	AP, Coaches
		Zach Piller	First	Coaches
		Johnny Rutledge	First	Coaches
Teako Brown		First	Coaches	
		Second	AP	
Tony George		First	Coaches	
Zach Piller		Second	AP	
Ed Chester		Second	AP, Coaches	
Willie Cohens		Second	AP	
Mike Peterson		Second	AP, Coaches	
Johnny Rutledge		Second	AP	
1999		Darrell Jackson	First	AP, Coaches
		Jeff Chandler	First	AP, Coaches
	Bo Carroll	First	AP	
	Alex Brown	First	AP, Coaches	
	Cooper Carlisle	First	Coaches	
		Second	AP	
	Kenyatta Walker	Second	AP, Coaches	
	Cheston Blackshear	Second	AP, Coaches	
	Gerard Warren	Second	AP, Coaches	
	2000	Jabar Gaffney	First	AP, Coaches
		Kenyatta Walker	First	AP, Coaches
		Lito Sheppard	First	AP, Coaches
		Todd Johnson	First	AP
		Alex Brown	First	Coaches
			Second	AP
Mike Pearson		First	Coaches	
		Second	AP	
Rex Grossman		Second	AP	
Jeff Chandler		Second	AP, Coaches	
2001	Gerard Warren	Second	AP, Coaches	
	Jabar Gaffney	First	AP, Coaches	
	Mike Pearson	First	AP, Coaches	
	Rex Grossman	First	AP, Coaches	
	Jeff Chandler	First	AP	
		Second	Coaches	
	Alex Brown	First	AP, Coaches	
	Andra Davis	First	AP	
		Second	Coaches	

YEAR	PLAYER	TEAM	HONORED BY
2002	Lito Sheppard	First	AP, Coaches
	Todd Johnson	First	AP
		Second	Coaches
	Zac Zedalis	First	Coaches
		Second	AP
	Reche Caldwell	Second	AP, Coaches
	Earnest Graham	Second	AP
2003	Ian Scott	Second	AP
	Taylor Jacobs	First	AP, Coaches
	Keiwan Ratliff	First	AP
		Second	Coaches
	Bam Hardmon	Second	AP
		H.M.	Coaches
	Todd Johnson	Second	AP, Coaches
	Rex Grossman	Second	Coaches
	Guss Scott	Second	Coaches
	Ian Scott	Second	AP
	Shannon Snell	Second	Coaches
	Aaron Walker	Second	AP, Coaches
	David Jorgensen	H.M.	Coaches
	Clint Mitchell	H.M.	Coaches
	Mike Nattiel	H.M.	Coaches
Shannon Snell	H.M.	Coaches	
Max Starks	H.M.	Coaches	
2004	Keiwan Ratliff	First	AP, Coaches
	Ben Troupe	First	AP, Coaches
	Channing Crowder	First	AP
		Second	Coaches
	Max Starks	First	Coaches
		Second	AP
	Daryl Dixon	Second	Coaches
	Bobby McCray	Second	AP, Coaches
	Guss Scott	Second	AP
	Eric Wilbur	Second	AP
	Mike Degory	Second	Coaches
		H.M.	AP
	Earl Everett	Second	Coaches
	Channing Crowder	First	Coaches
		Second	AP
Mike Degory	Second	AP, Coaches	
Ciatrick Fason	First	AP	
	Second	Coaches	
Jarvis Herring	H.M.	AP	
Matt Leach	H.M.	AP	
Chris Leak	Second	AP	
Mo Mitchell	First	Coaches	
	Second	AP	
O.J. Small	Second	AP, Coaches	
Eric Wilbur	H.M.	AP	
2005	Chad Jackson	First	AP
		Second	Coaches
	Mike Degory	First	AP, Coaches
	Dee Webb	First	AP
		Second	Coaches
	Randy Hand	Second	AP, Coaches
	Chris Leak	Second	AP
	Chris Hetland	Second	AP, Coaches
	Jeremy Mincey	Second	AP
		Second	Coaches
2006	Marcus Thomas	H.M.	AP
	Dallas Baker	First	Coaches
	Earl Everett	First	Coaches
		Second	AP
	Ray McDonald	First	Coaches
	Reggie Nelson	First	AP, Coaches
	Steve Rissler	First	Coaches
	Ryan Smith	First	AP
		Second	Coaches
	Derrick Harvey	Second	Coaches
Chris Leak	Second	Coaches	
Drew Miller	Second	Coaches	
Brandon Siler	Second	AP, Coaches	
Phil Trautwein	Second	Coaches	

(continued on next page)

ALL-SOUTHEASTERN CONFERENCE

YEAR	PLAYER	TEAM	HONORED BY
2007	Percy Harvin	First	AP
		Second	Coaches
	Brandon Spikes	First	AP, Coaches
	Tim Tebow	First	AP, Coaches
	Derrick Harvey	Second	Coaches
		H.M.	AP
	Cornelius Ingram	Second	AP, Coaches
	Brandon James	Second	AP, Coaches
	Carlton Medder	Second	Coaches
	Drew Miller	H.M.	AP
Jim Tartt	Second	Coaches	
2008	Percy Harvin	First	AP (All-Purpose)
		Second	Coaches (WR)
			AP (WR)
	Brandon James	First	Coaches
		H.M.	AP
	Brandon Spikes	First	AP, Coaches
	Tim Tebow	First	AP, Coaches
	Phil Trautwein	First	AP, Coaches
	Ahmad Black	Second	Coaches
		H.M.	AP
	Jermaine Cunningham	Second	AP
	Carlos Dunlap	Second	AP
	Joe Haden	Second	AP, Coaches
	Chas Henry	Second	Coaches
	Mike Pouncey	Second	Coaches
		H.M.	AP
	Jonathan Phillips	H.M.	AP
Maurkice Pouncey	H.M.	AP	
Jason Watkins	H.M.	AP	
2009	Carlos Dunlap	First	AP, Coaches
	Joe Haden	First	AP, Coaches
	Aaron Hernandez	First	AP, Coaches
	Maurkice Pouncey	First	AP, Coaches
	Mike Pouncey	First	AP, Coaches
	Brandon Spikes	First	Coaches
		Second	AP

YEAR	PLAYER	TEAM	HONORED BY
	Tim Tebow	First	AP, Coaches
	Riley Cooper	Second	AP
	Jermaine Cunningham	Second	AP, Coaches
	Chas Henry	Second	AP
	Ryan Stamper	Second	Coaches
	Ahmad Black	H.M.	AP
2010	Ahmad Black	First	AP, Coaches
	Chas Henry	First	AP, Coaches
	Janoris Jenkins	First	AP
		Second	Coaches
	Mike Pouncey	Second	AP
2011	Chris Rainey	First	Coaches (All-Purpose)
	Caleb Sturgis	First	AP, Coaches
	Jaye Howard	H.M.	AP
2012	Kyle Christy	First	AP, Coaches
	Matt Elam	First	AP, Coaches
	Sharrif Floyd	First	AP, Coaches
	Mike Gillislee	First	AP, Coaches
	Jordan Reed	First	AP
		Second	Coaches
	Caleb Sturgis	First	AP, Coaches
	Jon Bostic	Second	Coaches
	Marcus Roberson	Second	AP
2013	Vernon Hargreaves III	First	AP, Coaches
	Dante Fowler Jr.	Second	AP
	Solomon Patton	Second	Coaches
	Loucheiz Purifoy	Second	AP
2014	Dante Fowler Jr.	First	Coaches
		H.M.	AP
	Vernon Hargreaves III	First	AP, Coaches
	Kyle Christy	Second	AP
	Max Garcia	Second	Coaches
	Antonio Morrison	Second	AP, Coaches
	Andre Debose	H.M.	AP

YEAR	PLAYER	TEAM	HONORED BY
2015	Jon Bullard	First	AP, Coaches
	Vernon Hargreaves III	First	AP, Coaches
	Jalen Tabor	First	AP, Coaches
	Antonio Morrison	Second	AP, Coaches
	Johnny Townsend	Second	AP, Coaches
2016	Jalen Tabor	First	AP, Coaches
	Caleb Brantley	Second	AP, Coaches
	Jarrad Davis	Second	Coaches
	Martez Ivey	Second	AP, Coaches
	Marcus Maye	Second	AP
	Johnny Townsend	Second	AP, Coaches
	Quincy Wilson	Second	AP, Coaches
2017	Duke Dawson	First	Coaches
		Second	AP
	Johnny Townsend	First	AP
		Second	Coaches
	Taven Bryan	Second	AP
	CJ Henderson	Second	AP
	Martez Ivey	Second	AP, Coaches
	Eddy Pineiro	Second	AP, Coaches
2018	Jachai Polite	First	AP, Coaches
	Martez Ivey	Second	AP, Coaches
	CJ Henderson	Second	Coaches
2019	Jonathan Greenard	First	AP, Coaches
	CJ Henderson	First	Coaches
	Kyle Pitts	First	AP, Coaches
	Davis Reese II	Second	AP
2020	Kyle Pitts	First	AP, Coaches
	Kadarius Toney	First	AP, Coaches
		Second	AP, Coaches
	Kaiir Elam	First	Coaches
		Second	AP
		Second	AP, Coaches
	Kyle Trask	Second	AP, Coaches
	Brenton Cox Jr.	Second	AP
2022	O'Cyus Torrence	First	AP, Coaches
	Ethan White	Second	AP

SOUTHEASTERN CONFERENCE ALL-FRESHMAN TEAM

1986 Octavius Gould, RB; Pat Moorer, LB

1987 Ernie Mills, WR; Emmitt Smith, RB (SEC Freshman of the Year); Mark Murray, LB; Huey Richardson, LB

1988 Kyle Morris, QB; Willie McClendon, RB; Tim Paulk, LB

1989 Donald Douglas, QB; Will White, DB

1990 Errict Rhett, RB; Ed Robinson, LB

1991 Aubrey Hill, WR; Ellis Johnson, DL; Kevin Carter, DL; Larry Kennedy, DB; Shayne Edge, P

1992 Jack Jackson, WR; Reggie Green, OL; Johnie Church, DL; David Barnard, DL; Ben Hanks, OLB

1993 Danny Wuerffel, QB (SEC Freshman of the Year); Cameron Davis, DL; Darren Hambrick, LB; Lawrence Wright, DB; Anthonie Lott, DB

1994 Ike Hilliard, WR; Reidel Anthony, WR; Fred Taylor, RB; Elijah Williams, RB; Mike Harris, DB

1995 Jacquez Green, WR; Mo Collins, OL; Terry Jackson,

RB; Johnny Rutledge, LB; Mike Peterson, LB

1996 Ryan Kalich, OL; Reggie McGrew, DL; Jevon Kearsale, LB

1997 Zac Zedalis, OL

1998 Kenyatta Walker, OL; Robert Gillespie, RB; David Wasielewski, P; Bennie Alexander, DB

1999 Mike Pearson, OL; Earnest Graham, RB; Daryl Dixon, DB; Todd Johnson, DB

2000 Jabar Gaffney, WR (SEC Freshman of the Year); Rex Grossman, QB; Clint Mitchell, DL; Travis Harris, LB

2002 Mike Degory, C

2003 Andre Caldwell, WR; Channing Crowder, LB; Earl Everett, LB; Chris Leak, QB (SEC Freshman of the Year); Ray McDonald, DT; Marcus Thomas, DL; Eric Wilbur, P

2004 Brandon Siler, LB (SEC Freshman of the Year)

2006 Percy Harvin, WR (SEC Freshman of the Year); Brandon James, RB/KR; Tim Tebow, QB

2007 Joe Haden, CB; A.J. Jones, LB; Maurkice Pouncey, OL; Major Wright, S

2008 Jeff Demps, RB; Will Hill, S; Janoris Jenkins, CB; Chris Rainey, RB

2009 Omar Hunter, DT; Xavier Nixon, OL

2010 Trey Burton, AP; Andre Debose, KR; Sharrif Floyd, DL; Jon Halapio, OL; Ronald Powell, LB; Jelani Jenkins, LB

2011 Chaz Green, OL; De'Ante Saunders, DB

2012 Jonathan Bullard, DL; Dante Fowler, Jr., DL; D.J. Humphries, OL; Antonio Morrison, LB

2013 Vernon Hargreaves III, DB; Kelvin Taylor, RB; Johnny Townsend, P

2014 Treon Harris, QB; Jalen Tabor, DB

2015 Martez Ivey, OL; Cece Jefferson, DL

2016 Jawaan Taylor, OL; Jabari Zuniga, DL

2017 Malik Davis, RB; CJ Henderson, DB; Marco Wilson, DB

2018 Trey Dean III, DB

2019 Kaiir Elam, DB

2021 Anthony Richardson, QB; Jeremy Crawshaw, P

2022 Trevor Etienne, RB; Shemar James, LB

SOUTHEASTERN CONFERENCE PLAYERS OF THE WEEK

1985 Sept. 27 Kerwin Bell (offense)

Oct. 4 Alonzo Johnson (defense)

Nov. 2 Alonzo Johnson (defense)

1986 Aug. 30 Kerwin Bell (offense)

Nov. 1 Kerwin Bell (offense), Keith Williams (defense)

Nov. 8 Clifford Charlton (defense)

1987 Sept. 19 Emmitt Smith (offense)

Louis Oliver (defense)

1988 Sept. 24 Emmitt Smith (offense)

Oct. 1 Richard Fain (defense)

1989 Sept. 23 Emmitt Smith (offense)

Harvey Thomas (defense)

Oct. 7 Huey Richardson (defense)

Oct. 14 Emmitt Smith (co-offense)

Oct. 21 Emmitt Smith (co-offense)

1990 Sept. 15 Will White (defense)

Nov. 3 Ephesians Bartley (co-defense)

Huey Richardson (co-defense)

Nov. 10 Shane Matthews (offense)

Tim Paulk (defense)

Nov. 17 Shane Matthews (offense)

1991 Sept. 7 Shane Matthews (offense)

Sept. 14 Errict Rhett (offense)

Sept. 28 Brad Culpepper (defense)

Oct. 12 Larry Kennedy (defense)

Nov. 2 Willie Jackson (offense)

Tim Paulk (defense)

Nov. 9 Shane Matthews (offense)

Nov. 30 Darren Mickell (co-defense)

Harvey Thomas (co-defense)

1992 Sept. 12 Errict Rhett (offense)

Oct. 31 Shane Matthews (offense)

Nov. 7 Carlton Miles (defense)

Nov. 21 Shane Matthews (defense)

1993 Oct. 2 Danny Wuerffel (offense)

Oct. 30 Errict Rhett (offense)

Nov. 6 Terry Dean (offense)

1994 Oct. 1 Kevin Carter (defense)

Nov. 12 Anthonie Lott (defense)

1995 Sept. 9 Anthonie Lott (defense)

Sept. 16 Danny Wuerffel (offense)

Oct. 14 Danny Wuerffel (offense)

Oct. 28 Lawrence Wright (defense)

Nov. 11 Mark Campbell (defense)

Nov. 18 Chris Doering (offense)

Nov. 25 Danny Wuerffel (offense)

(continued on next page)

SOUTHEASTERN CONFERENCE PLAYERS OF THE WEEK

1996	Aug. 31	Fred Weary (defense)	Nov. 13	Jarvis Moss (special teams)	2013	Sept. 22	Dante Fowler, Jr. (defensive line)	2022	Sept. 5	Anthony Richardson (Offensive)
	Sept. 21	Danny Wuerffel (offense)	Nov. 20	Riley Cooper (freshman)		Sept. 29	Vernon Hargreaves III (freshman)		Oct. 10	Jaydon Hill (Defensive)
	Sept. 28	Jacquez Green (offense)	Nov. 27	Chris Leak (offense)		Oct. 5	Loucheiz Purifoy (defensive)		Nov. 7	O'Cyus Torrence (Offensive line)
	Oct. 5	Danny Wuerffel (offense)	2007	Sept. 17	Tim Tebow (offense)	2014	Sept. 8	Max Garcia (offensive line)	Nov. 14	O'Cyus Torrence (Co-offensive line)
	Oct. 19	Danny Wuerffel (offense)		Sept. 24	Tim Tebow (offense)		Sept. 15	Kyle Christy (special teams)		Trevor Etienne (Freshman)
1997	Sept. 6	Doug Johnson (offense)		Nov. 12	Tim Tebow (offense)		Oct. 6	Jalen Tabor (co-freshman)		
	Sept. 20	Tony George (defense)		Nov. 26	Drew Miller (offensive line)		Nov. 3	Max Garcia (offensive line)		
	Sept. 27	Fred Weary (defense)	2008	Sept. 1	Brandon James (special teams)			Mike McNeely (special teams)		
	Oct. 18	Mike Peterson (defense)		Sept. 8	Jermaine Cunningham (d-line)		Nov. 10	Treon Harris (freshman)		
	Nov. 15	Fred Taylor (offense)		Sept. 22	Brandon James (special teams)		2015	Sept. 21	Jon Bullard (defensive line)	
	Nov. 22	Ed Chester (defense)		Oct. 6	Jeff Demps (freshman)			Sept. 28	Antonio Callaway (freshman)	
1998	Oct. 10	Travis McGriff (offense)			Maurkice Pouncey (offensive line)			Oct. 5	Antonio Morrison (defensive)	
	Oct. 17	Teako Brown (defense)		Oct. 13	Brandon Spikes (defense)			Nov. 1	Antonio Morrison (defensive)	
	Oct. 31	Tony George (defense)		Oct. 27	Jeff Demps (special teams)			Nov. 9	Alex McCalister (defensive)	
1999	Sept. 4	Shaun Ellis (defense)		Nov. 3	Joe Haden (defense)		2016	Oct. 29	Martez Ivey (offensive line)	
	Sept. 18	Alex Brown (defense)		Nov. 10	Tim Tebow (offense)			Nov. 12	Martez Ivey (offensive line)	
	Oct. 30	Alex Brown (defense)		Nov. 17	Percy Harvin (offense)			Nov. 19	Tyrie Cleveland (freshman)	
2000	Sept. 16	Jesse Palmer (offense)			Jermaine Cunningham (defense)			Nov. 19	Eddy Pineiro (special teams)	
	Oct. 14	Rex Grossman (offense)		Nov. 24	Chris Rainey (freshman)			Nov. 19	David Reese II (defensive)	
	Nov. 9	Jabar Gaffney (offense)		Dec. 1	Tim Tebow (offense)		2017	Sept. 16	CJ Henderson (freshman)	
2001	Sept. 1	Rex Grossman (offense)			Carlos Dunlap (defensive line)			Sept. 23	Cece Jefferson (defensive)	
	Sept. 22	Robert Gillespie (offense)	2009	Sept. 5	Brandon James (co-special teams)			Sept. 30	Malik Davis (freshman)	
	Oct. 6	Alex Brown (defense)		Sept. 12	Tim Tebow (offense)			Sept. 30	Brett Heggie (freshman)	
	Oct. 27	Rex Grossman (offense)		Sept. 26	Marcus Gilbert (offensive line)			Sept. 30	Brett Heggie (freshman)	
	Nov. 10	Andra Davis (defense)		Oct. 17	Caleb Sturgis (special teams)		2018	Sept. 15	Jabari Zuniga (defensive line)	
2002	Sept. 21	Rex Grossman (offense)		Nov. 7	Chas Henry (special teams)			Sept. 22	Dameon Pierce (freshman)	
	Sept. 28	Keiwan Ratliff (defense)		Nov. 16	Joe Haden (defense)			Sept. 29	Jachai Polite (defensive line)	
	Nov. 2	Guss Scott (defense)		Nov. 28	Tim Tebow (offense)			Sept. 29	Evan McPherson (freshman)	
2003	Sept. 27	Johnny Lamar (defense)		Nov. 28	Mike Pouncey (offensive line)			Oct. 6	Vosean Joseph (defensive)	
	Oct. 11	Matt Leach (special teams)	2010	Sept. 4	Jaye Howard (defensive line)			Oct. 13	Evan McPherson (freshman)	
	Oct. 18	Keiwan Ratliff (defense)		Sept. 11	Jeff Demps (special teams)			Nov. 10	Martez Ivey (offensive line)	
	Nov. 1	Matt Leach (special teams)			Mike Pouncey (offensive line)		2019	Aug. 24	Jonathan Greenard (defensive line)	
2004	Sept. 25	Ciatrick Fason (offense)		Sept. 18	Jelani Jenkins (freshman)			Sept. 14	David Reese II (defensive)	
	Oct. 2	Chris Leak (offense)		Sept. 25	Trey Burton (freshman)			Sept. 21	Brett Heggie (offensive line)	
	Nov. 13	Chris Leak (offense)		Oct. 30	Trey Burton (freshman)			Sept. 28	Jeremiah Moon (defensive line)	
	Nov. 20	Ray McDonald (defense)			Chas Henry (special teams)			Oct. 5	Freddie Swain (offensive)	
2005	Sept. 1-5	Chris Hetland (special teams)		Nov. 8	Chris Rainey (special teams)				Shawn Davis (defensive)	
	Sept. 17	Chris Hetland (special teams)	2011	Sept. 5	Jaye Howard (co-defensive line)			Oct. 19	Jacob Copeland (freshman)	
	Sept. 24	Mike Degory (offensive line)		Sept. 19	Chris Rainey (co-offense)			Nov. 9	Jonathan Greenard (defensive line)	
	Oct. 8	Jeremy Mincey (defensive line)			Caleb Sturgis (special teams)				Mohamoud Diabate (freshman)	
	Oct. 29	Drew Miller (offensive line)		Sept. 26	Jaye Howard (defensive line)			Nov. 16	Jonathan Greenard (defensive line)	
		Jeremy Mincey (defensive line)		Nov. 7	Jeff Demps (offense)			Nov. 30	Jonathan Greenard (defensive line)	
	Nov. 5	Chris Leak (offense)	2012	Sept. 8	Caleb Sturgis (special teams)			2020	Sept. 26	Brett Heggie (offensive line)
		Markus Manson (freshman)		Sept. 15	Jeff Driskel (offense)				Sept. 26	Ventrell Miller (defensive)
	Nov. 25-26	Jarvis Herring (defense)		Sept. 22	Omar Hunter (defensive line)				Oct. 3	Zach Carter (defensive line)
		Randy Hand (offensive line)		Oct. 6	Mike Gillislee (offense)				Nov. 7	Kyle Trask (offensive)
2006	Sept. 11	Percy Harvin (freshman)			Matt Elam (co-defense)				Nov. 14	Kyle Trask (co-offensive)
	Sept. 18	Earl Everett (defense)		Oct. 13	Jon Halapio (co-offensive line)				Nov. 14	Zach Carter (defensive line)
	Oct. 2	Reggie Nelson (defense)		Oct. 20	Kyle Christy (special teams)				Nov. 21	Kyree Campbell (co-defensive line)
	Oct. 9	Tim Tebow (freshman)		Nov. 3	Sharrif Floyd (co-defensive line)				Nov. 28	Kadarious Toney (co-special teams)
		Eric Wilbur (special teams)		Nov. 10	Loucheiz Purifoy (co-special teams)				Dec. 5	Ventrell Miller (defensive)
	Oct. 30	Ray McDonald (defensive line)		Nov. 24	Mike Gillislee (co-offense)			2021	Sept. 4	Zach Carter (co-defensive line)
	Nov. 6	Jarvis Moss (defensive line)			Caleb Sturgis (co-special teams)				Sept. 25	Emory Jones (co-offensive)

SOUTHEASTERN CONFERENCE HONOR ROLL

1954	Bob Davis, HB	1975	Gerald Loper, G	1986	Bret Wiechmann, WR; Walter Byrd, OLB; Ricky Nattiel, WR; Joey Nicoletto, LB; John Spierito, DB; Robert Lasky, DT	DT; Cal Dixon, C; Jerry Odom, ILB; Huey Richardson, DE; Cornell Tinner, OLB; Chuck Wabbersen, RB	
1960	Pat Patchen, E	1976	David Posey, PK; Darrell Carpenter, T	1987	Louis Oliver, DB; Huey Richardson, OLB; Cedric Smith, FB; Charlie Wright, OG; Joe Vorwerk, OLB; Dale Cole, OG; Doug Evans, DT; Richard Fain, DB; Joey Nicoletto, ILB; Chris Birch, OG	1991	Chris Bilkie, FB; Norm Bolduc, WR; Michael Cohen, QB; Brad Culpepper, DT; Terry Dean, QB; Steve Dee, DT; Cal Dixon, C; Jim Franklin, TE; Michael Gilmore, DB; Matt Hurbanis, ILB; Kris Lay, DB; David Swain, OG
1962	Larry Travis, G	1977	Wes Chandler, WR; Melvin Flournoy, T	1988	Owen Bartruff, OLB; Louis Oliver, FS; Tony Leon, DB; Jeff Roth, MG; John Spierito, DB; Charlie Wright, OG; Cedric Smith, FB; Huey Richardson, OLB; Herbert Perry, QB; Brad Culpepper, MG; Cal Dixon, OL	1992	Chris Bilkie, FB; Michel Cohen, QB; Kendall Cook, PK; Terry Dean, QB; Michael Gilmore, DB; Earl Higgs, RB; Jeremy Kennedy, TE; Matt Kochevar, DB; Ron Perez, P; David Swain, OG; Brian White, PK
1963	Jack Katz, G	1978	Cris Collinsworth, WR; Joe Voor, DE; Jim Subers, OG	1989	Brad Culpepper, MG; Cal Dixon, C; John Durden, OT; John David Francis, PK; Huey Richardson, OLB; Cedric Smith, FB; Chuck Wabbersen, RB	1993	James Bates, ILB; Chris Bilkie, FB; Judd Davis, PK; Terry Dean, QB; Michael Gilmore, DB; Jeff Mitchell, OG; David Nabawi, WR; Jason Odom, OT; David Swain, C; Adam Whitehurst, QB; Lawrence Wright, DB; Danny Wuerffel, QB
1964	Bill Richbourg, G	1980	Jim Subers, OG; Cris Collinsworth, WR; Spencer Jackson, WR; John Redmond, C; Dan Plonk, OG	1990	Mike Brown, DB; Michel Cohen, QB; Brad Culpepper, DT; Cal Dixon, C; Jerry Odom, ILB; Huey Richardson, DE; Cornell Tinner, OLB; Chuck Wabbersen, RB		
1965	Charles Casey, E; John Whatley, T	1981	Wayne Peace, QB; Bee Lang, WR; Spencer Jackson, WR; Dan Plonk, OG; Brian Clark, PK; Vito McKeever, DB; Robin Fisher, NG				
1966	Jack Coons, E; Jim Benson, G; Doug Splane, T; Graham McKeel, FB; Paige Cutcliffe, T	1982	Wayne Peace, QB; Dan Plonk, OL; Jon Moyle, OL				
1967	Jack Coons, TE; Graham McKeel, FB	1983	Gary Rolle, WR; Jon Moyle, OL; Neal Anderson, RB; Bruce Vaughan, DB				
1969	Carlos Alvarez, E; Mac Steen, T	1984	Ricky Nattiel, WR; Bill Nelson, LB; Chris Perkins, PK; Gary Rolle, WR; Scott Trimble, OT; Bret Wiechmann, WR				
1970	Carlos Alvarez, SE	1985	Bret Wiechmann, WR; Rowland Cummings, OLB				
1971	Carlos Alvarez, SE; Jim Yancey, TE						
1972	Fred Abbott, LB; Buster Morrison, P						
1973	Vince Kendrick, FB; Jim Revels, HB						
1974	Jimmy Kynes, C; Buster Morrison, P						

(continued on next page)

SOUTHEASTERN CONFERENCE HONOR ROLL

- 1994 James Bates, ILB; Chris Bilkie, FB; Dexter Daniels, ILB; Jason Dean, WR; Terry Dean, QB; Chris Doering, WR; Bart Edmiston, PK; Jerome Evans, FB; Michael Gilmore, DB; Kevin Johnson, C; Brian Kovack, ILB; Jeff Mitchell, OG; David Nabavi, WR; Jason Odom, OT; Scott Perry, DE; David Swain, C; Lawrence Wright, DB; Danny Wuerrffel, QB; Jon Xynidis, DB
- 1995 Noah Brindise, QB; Bart Edmiston, PK; Jerome Evans, FB; Mike Jackson, DE; Terry Jackson, TB; Kevin Johnson, C; Brian Kovack, ILB; Anthonie Lott, CB; Jeff Mitchell, OG; David Nabavi, WR; Scott Perry, DE; Lawrence Wright, DB; Danny Wuerrffel, QB; Jon Xynidis, DB
- 1996 Tremayne Allen, TE; Noah Brindise, QB; Cooper Carlisle, OT; Bart Edmiston, PK; Jerome Evans, FB; Demetric Jackson, DB; Terry Jackson, RB; Erron Kinney, TE; Jeff Mitchell, C; David Nabavi, WR; Jason Perry, LB; Brian Schottenheimer, QB; Lawrence Wright, DB; Danny Wuerrffel, QB; Jon Xynidis, DB; Billy Young, QB
- 1997 Ian Alestock, RB; Scott Bryan, OT; Cooper Carlisle, OT; Collins Cooper, PK; Fred Hagberg, DT; Terry Jackson, RB; Ryan Kalich, OG; Matthew Kelley, LB; Shad Latson, DT; Matt McCoun, DB; Jason Perry, LB; Fred Weary, DB; Jon Xynidis, DB
- 1998 Cooper Carlisle, OT; David Dominguez, LB; Michael Holt, WR; Darrell Jackson, WR; Terry Jackson, RB; Ryan Kalich, OG; Erron Kinney, TE; Shad Latson, DE; Marquand Manuel, SS; Matt McCoun, SS; Travis McGriff, WR; Jesse Palmer, QB; Larry Richart, QB; Rob Roberts, FB; Nick Schiralli, WR; T.J. Truxon, RB; Scott Wise, LS; Billy Young, QB; Michael Younklin, LS
- 1999 Cooper Carlisle, OG; Robert Gillespie, RB; Russ Gravlee, DE; Darrell Jackson, WR; Eric Jonsson, FB; Ryan Kalich, OG; Demetrius Lewis, DB; Marquand Manuel, DB; Matt McCoun, DB; Jesse Palmer, QB; Mike Pearson, OT; Paul Richmond, PK; Rob Roberts, FB; Nick Schiralli, WR; T.J. Truxon, FB; Aaron Walker, TE; Kenyatta Walker, OT; David Wasielewski, P; Kirk Wells, TE; Billy Young, QB
- 2000 Byron Hardmon, LB; Brian Haugabrook, WR; Tron LaFavor, DT; Marquand Manuel, DB; Matt McCoun, DB; Kevin McKinnon, QB; Jesse Palmer, QB; Mike Pearson, OT; Rob Roberts, TE; Chris Stephens, QB; Matt Walker, DB; Kirk Wells, TE; Wes Worthington, LB
- 2001 Casey Conner, WR; Robert Gillespie, WR; Bam Hardmon, LB; Danny Heard, WR; David Jorgensen, C; Tron LaFavor, DT; Marquand Manuel, FS; Mike Pearson, OT; Rob Roberts, FB; Aaron Walker, TE; Kirk Wells, TE; Zac Zedalis, C
- 2002 Casey Conner, WR; Mike Degory, C; Daryl Dixon, FL; Robert Gillespie, TB; Byron Hardmon, LB; Daniel Heard, WR; Todd Johnson, FS; Jonathan Lively, C/LS; Marquand Manuel, SS; Todd McCullough, LB; Mike Pearson, OT; Matt Piotrowicz, PK/P; Rob Roberts, FB; Ian Scott, DT; Brendt Talcott, PK; Kirk Wells, TE
- 2003 Steven Bell, OT; Vernell Brown, WR; Hunter Cain, TE; Andre Caldwell, WR; Shane Cimcock, LB; Casey Conner, WR; Channing Crowder, LB; Mike Degory, C; Earl Everett, LB; Tyler Guettler, RB; Doug Guziec, LB; Chris Hetland, K; Terrence Holmes, DB; Patrick Kelley, RB; Matt Kynes, QB; Billy Latsko, FB; Chris Leak, QB; Jonathan Lively, LS; Todd McCullough, LB; Ray McDonald, DT; Kyle Morgan, WR; Sean Morton, P; Eric Nappy, K; James Newmeyer, WR; Matt Piotrowicz, K; Alik Scott, LB; Brendt Talcott, K; Marcus Thomas, DL; Eric Wilbur, P
- 2004 Zephirin Augustine, FS; Vernell Brown, DB; Darrell Carpenter, TE; Deshawn Carter, CB; Shane Cimock, LB; Mike Degory, C; Gavin Dickey, QB; Nick Fleming, P; Otto Graham, TE; Tyler Guettler, RB; Tim Higgins, WR; Terrence Holmes, DB; Matt Kynes, QB; Billy Latsko, FB; Chris Leak, QB; Jonathan Lively, LS; Todd McCullough, LB; Kyle Morgan, WR; Eric Nappy, K; James Newmeyer, WR; Jay Patella, LS; Matt Piotrowicz, K; Steve Rissler, OL; Alik Scott, FB; James Stone, OL; Eric Wilbur, P
- 2005 Alvin Butler, LB; Lance Butler, OL; Shane Cimock, LB; Mike Degory, OL; Otto Graham, TE; Tim Higgins, WR; Terrence Holmes, S; Cornelius Ingram, QB; Kyle Jackson, S; Matt Kynes, QB; Billy Latsko, FB; Chris Leak, QB; Markus Manson, RB; Kyle Morgan, WR; Eric Nappy, K; James Newmeyer, WR; Doug Pokorny, OL; Steve Rissler, OL; Brandon Siler, LB; James Smith, LS; Phil Trautwein, OL; Joey Viscusi, LB
- 2006 Cam Brewer, WR; Curtis Carr, S; Andrew Fritze, K; Eddie Haupt, OL; Brad Hiers, OL; Tim Higgins, WR; Gade Holliday, WR; Joey Iijas, K; Andrew Johnson, FB; Bobby Kane, P; Billy Latsko, FB; Chris Leak, QB; Markus Manson, RB; Kestahn Moore, RB; Dorian Munroe, S; Eric Nappy, K; David Nelson, WR; Jonathan Phillips, K; Steve Rissler, C; Butch Rowley, LS; Brandon Siler, LB; James Smith, LS; Ryan Stamper, LB; Phil Trautwein, OL
- 2007 Derek Baldry, TE; Jim Barrie, OL; Telly Concepcion, DB; Riley Cooper, WR; Javier Estopinan, DL; Andrew Fritze, K; Eddie Haupt, OL; Brad Hiers, OL; Aaron Hernandez, TE; Joey Iijas, K; Andrew Johnson, FB; Bobby Kane, K; Markus Manson, CB/RB; Kestahn Moore, RB; Jonathan Phillips, K; Wondy Pierre-Louis, C; Chris Pintado, LB; Vernon Shelton, DL; James Smith, Joey Sorrentino, WR; LS; Ryan Stamper, LB; Tim Tebow, QB; Phil Trautwein, OL; Paul Wilson, WR; Cody Worton, S
- 2008 Lamar Abel, DL; Jim Barrie, OL; Brendan Beal, LB; John Brantley, QB; Jeremy Brown, CB; Vincent Brown, CB; Tate Casey, TE; Jamaal Deveaux, LB; John Fairbanks, DL; Brandon Frazier, WR; Andrew Fritze, DB; Marquis Hannah, DB; Chas Henry, P; Aaron Hernandez, TE; Brad Hiers, OL; Corey Hobbs, OL; Reginald Hopkins, DB; Janoris Jenkins, CB; Moses Jenkins, CB; Bobby Kane, P; Levi Leigh, DB; Duke Lemmens, DE; Ean McQuay, RB; Kestahn Moore, RB; Jonathan Phillips, K; Chris Pintado, LB; Shawn Schmieder, OL; James Smith, LS; Joey Sorrentino, DB; Caleb Sturgis, K; Tim Tebow, QB; Justin Trattou, DE; Phil Trautwein, OL; Jason Watkins, OL; Mike Williamson, LS; Paul Wilson, WR; Major Wright, S
- 2009 Brendan Beal, LB; Gary Beemer, OL; Rick Burgess, FB; Jeff Demps, RB; John Fairbanks, LS; Brandon Frazier, WR; Frankie Hammond, WR; Jonathon Harrison, OL; Corey Henderson, CB; Chas Henry, P; Cade Holliday, WR; David Lerner, P; Dorian Munroe, S; Jonathan Phillips, PK; Chris Pintado, LB; T.J. Pridemore, FB; Michael Ross, LB; Shawn Schmieder, OL; Joey Sorrentino, WR; William Steinmann, OL; Caleb Sturgis, PK; Tim Tebow, QB; David Young, OL
- 2010 Gary Beemer, DT; Zack Brust, K; Trey Burton, QB; John Fairbanks, LS; Christopher Guido, LS; Frankie Hammond Jr., WR; Cody Hampton, LS; Chas Henry, P; Jelani Jenkins, LB; Duke Lemmens, DE; David Lerner, P; T.J. Pridemore, FB; Sam Robey, C; Michael Ross, FB; Brandon Sanders, CB; Shawn Schmieder, DT, William Steinmann, T; Caleb Sturgis, K; Justin Trattou, DE
- 2011 Phillip Bellino, RB; Brian Biada, DB; John Brantley, QB; Zach Brust, K; Clay Burton, TE; Tim Clark, DB; Jeff Demps, RB; Jeff Driskel, QB; Drew Ferris, LS; William Green, DE; Chris Guido, LS; Cody Hampton, LS; Jelani Jenkins, LB; David Lerner, P; Minch Minchin, LB; Ryan Parrish, QB; Brad Phillips, K; Solomon Schoonover, WR; William Steinmann, TE; Caleb Sturgis, K; Hygens Success, LB; Francisco Velez, K
- 2012 Stiephen Alli, WR; Jon Bostic, LB; Jeremy Brown, DB; Clay Burton, TE; Kyle Christy, P; Tim Clark, DB; Jeff Driskel, QB; Drew Ferris, LS; Frankie Hammond, Jr., WR; Mike McNeely, WR; Antonio Morrison, LB; Ryan Parrish, QB; Brad Phillips, K; Christian Provancaha, QB; Marcus Roberson, DB; Valdez Showers, DB; Jesse Schmitt, RB; Evan Schroeder, WR; Caleb Sturgis, K; Francisco Velez, K
- 2013 Cody Adams, LB; Raphael Andrades, WR; Jeremy Brown, DB; David Campbell, LB; Kyle Christy, P; Tim Clark, DB; Bair Diamond, TE; Drew Ferris, LS; Max Garcia, OL; Austin Hardin, K; Mark Herndon, WR; Michael Iorio, DB; Joey Ivie, DL; Chris Maignan, DB; Darius Masline, WR; Michael McNeely, WR; A.J. Mobley, WR; Skyler Mornhinweg, QB; Antonio Morrison, LB; Tyler Murphy, QB; Ryan Parrish, WR; Brad Phillips, K; Christian Provancaha, QB; Matt Rolin, LB; Evan Schroeder, WR; Colin Thompson, TE; Francisco Velez, K; Justin Vogel, P; Dakota Wilson, DL
- 2014 Alex Anzalone, LB; Clay Burton, TE; Kyle Christy, P; Bair Diamond, TE; Jeff Driskel, QB; Drew Ferris, LS; Matthew Fuchs, DL; Max Garcia, OL; Case Harrison, WR; Michael Iorio, DB; Joey Ivie, DL; Michael McNeely, WR; Skyler Mornhinweg, QB; Antonio Morrison, LB; Keanu Neal, DB; Ryan Parrish, WR; Latroy Pittman, WR; Brandon Powell, RB; Christian Provancaha, QB; Antonio Riles, OL; Evan Schroeder, WR; Jordan Sherit, DL; Valdez Showers, WR; Steven Stipe, LB; Johnny Townsend, P; Francisco Velez, K; Nick Washington, DB; Dakota Wilson, DL
- 2015 Alex Anzalone, LB; Khairi Clark, DL; Bair Diamond, TE; Brian Fallace, QB; Ryan Ferguson, TE; Eddie Giles, DB; Devin Grimm, LS; Jonathan Haneley, S; Case Harrison, RB; Michael Iorio, DB; Kalif Jackson, WR; Jake McGee, TE; Andrew Mike, OL; Mark Norvellis, DB; Evan Schroeder, WR; Jordan Sherit, DL; Valdez Showers, WR; Garrett Stephens, DB; Steven Stipe, LB; Johnny Townsend, P; Dakota Wilson, DL; Quincy Wilson, DB
- 2016 Alex Anzalone, LB; Austin Appleby, QB; Khairi Clark, DL; Luke Del Rio, QB; Brian Fallace, TE; Ryan Ferguson, LB; Cristian Garcia, LB; Edwin Giles, DB; Harry Gornito, TE; Jon Gould, P; Josh Hammond, WR; Jonathan Haneley, S; Marcell Harris, DB; Michael Iorio, DB; Kalif Jackson, TE; Kylan Johnson, LB; Camrin Knight, TE; Neil MacInnes, K; Andrew Mike, OL; Mark Norvellis, DB; Jordan Sherit, DL; Steven Stipe, LB; Freddie Swain, WR; Jacob Tilghman, LS; Johnny Townsend, P; Kyle Trask, QB
- 2017 Ricardo Benalcazar, OL; Khairi Clark, DL; Brett Dioguardi, LS; Brian Fallace, TE; Ryan Farr, LS; Ryan Ferguson, LB; Jacob Finn, P; Cristian Garcia, LB; Anthony Giglia, DB; Edwin Giles, DB; Jon Gould, P; Josh Hammond, WR; Kavaris Harkless, OL; Brett Heggie, OL; Glenn Jarriel, DB; Jahim Lawrence, LB; Jacob Mesenger, WR; Jeremiah Moon, LB; Charles Nordman, WR; Tucker Nordman, WR; Jorge Powell, K; David Reese, LB; Tanner Rowell, OL; Jordan Sherit, DL; Nicholas Sproles, QB; Moral Stephens, TE; Jeawon Taylor, DB; Jacob Tilghman, LS; Johnny Townsend, P; Daniel Weldon, LB
- 2018 Erik Askeland, ATH; Noah Banks, OL; Chris Bleich, OL; Lacedrick Brunson, LB; Nick Buchanan, OL; Amari Burney, DB; Quaylin Crum, ATH; Shawn Davis, DB; Trey Dean III, DB; Brett Dioguardi, LS; Ryan Farr, LS; Jacob Finn, P; Anthony Giglia, ATH; Harry Gornito, ATH; Jon Gould, P; Trevon Grimes, WR; Dennis Gross, ATH; Josh Hammond, WR; Brett Heggie, OL; Chris Howard, K; Glenn Jarriel, ATH; Emory Jones, QB; Jahim Lawrence, LB; C'yontai Lewis, TE; Ventrell Miller, LB; Jeremiah Moon, LB; Jorge Powell, K; R.J. Raymond, ATH; Tanner Rowell, ATH; Jack Ruskell, ATH; Nick Sproles, Moral Stephens, TE; Donovan Stiner, DB; Nicolas Sutton, ATH; Jawaan Taylor, OL; Trey Thompson, ATH; Jacob Tilghman, LS; Tommy Townsend, P; Joshua Tse, ATH; Nick Villano, OL; Danny Weldon, ATH; Marco Wilson, DB
- 2019 Erik Askeland, ATH; Khiris Bogle, LB; Lacedrick Brunson, LB; Nick Buchanan, OL; Jacob Copeland, WR; Brenton Cox Jr., LB; Daniel Cross, ATH; Quaylin Crum, ATH; Shawn Davis, DB; Trey Dean III, DB; Brett Dioguardi, LS; Kairi Elam, DB; Jacob Finn, P; Stone Forsythe, OL; Richard Gouraige, OL; Dennis Gross, ATH; Will Harrod, OL; Brett Heggie, OL; CJ Henderson, DB; Jaydon Hill, DB; Chris Howard, K; Lucas Krull, TE; Griffin McDowell, OL; Evan McPherson, K; Jeremiah Moon, LB; Nick Oelrich, ATH; Marco Ortiz, LS; Jesiah Pierre, LB; Kingsley Eguakun, OL; David Reese, LB; David Reese II, LB; Jack Ruskell, ATH; Riley Simonds, OL; Adam Shuler, DL; Nick Sproles, ATH; Donovan Stiner, DB; Nicolas Sutton, ATH; Trey Thompson, ATH; Jacob Tilghman, LS; Tommy Townsend, P; Kyle Trask, QB; Joshua Tse, ATH; Trent Whittemore, ATH; Marco Wilson, DB; Nay'Quan Wright, RB
- 2020 Jack Anders, ATH; Erik Askeland, ATH; Brandon Becar, ATH; John Brady, ATH; Josh Braun, OL; Lacedrick Brunson, LB; Amari Burney, LB; Brenton Cox Jr., OL; Jeremy Crawshaw, P; Daniel Cross, ATH; Coleman Crozier, ATH; Quaylin Crum, ATH; Malik Davis, RB; Trey Dean III, DB; Jean Delance, OL; Brett Dioguardi, LS; Kingsley Eguakun, OL; Kyle Engel, ATH; Jacob Finn, P; Stone Forsythe, OL; Travis Freeman, ATH; Will Harrod, OL; Brett Heggie, OL; Chris Howard, K; Noah Keeter, LB; Hayden Knighton, OL; Richie Leonard IV, OL; Luke Matthews, QB; Griffin McDowell, OL; Evan McPherson, K; Ventrell Miller, LB; Jeremiah Moon, LB; Nick Oelrich, DB; Marco Ortiz, DB; Justin Pelic, ATH; Austin Perry, ATH; Antwaun Powell, LB; David Reese, LB; Isaac Ricks, ATH; Jack Ruskell, ATH; William Sawyer, ATH; Zack Sessa, K; Riley Simonds, OL; Donovan Stiner, DB; Nicolas Sutton, DB; Michael Tarquin, OL; Clifford Taylor IV, ATH; Trey Thompson, ATH; Rashad Torrence II, DB; Kyle Trask, QB; Joshua Tse, ATH; Tyler Waxman, ATH; Chase Whitfield, ATH; Trent Whittemore, WR; Nay'Quan Wright, RB
- 2021 Jack Anders, ATH; Chief Borders, LB; Demarkus Bowman, RB; John Brady, ATH; Josh Braun, OL; Lacedrick Brunson, LB; Amari Burney, LB; Zachary Carter, DL; Brenton Cox Jr., OL; Jeremy Crawshaw, P; Daniel Cross, ATH; Coleman Crozier, ATH; Trey Dean III, S; Chase DeMichele, ATH; Kingsley Eguakun, OL; Kairi Elam, QB; Nick Elksnis, TE; Kyle Engel, ATH; Travis Freeman, ATH; Richard Gouraige, OL; Fenley Graham Jr., S; Will Harrod, OL; Zavier Henderson, WR; Chris Howard, K; Noah Keeter, OL; Jalen Kitna, QB; Mordecai McDaniel, S; Griffin McDowell, DL; Dylan Meeks, OL; Jeremiah Moon, OL; Daquan Newkirk, DL; Jonathan Odom, TE; Marco Ortiz, LS; Justin Pelic, ATH; Mark Pitts, OL; Antwaun Powell-Ryland Jr., OL; David A Reese, OL; Stewart Reese, OL; Daejon Reynolds, WR; Isaac Ricks, ATH; William Sawyer, ATH; Justin Shorter, WR; Riley Simonds, OL; Nicolas Sutton, DB; Michael Tarquin, OL; Rashad Torrence II, S; Joshua Tse, WR; Princely Umanmielen, DL; Tyler Waxman, ATH; Chase Whitfield, ATH; Trent Whittemore, WR; Derek Wingo, LB; Nay'Quan Wright, RB; Jordan Young, CB
- 2022 Austin Barber, OL; Cornelius Barnes, RB; Jack Brady, P; Marcus Burke, WR; Amari Burney, LB; Hayden Clem, OL; Jeremy Collier Jr., S; Jeremy Crawshaw, P; Daniel Cross, WR; Justin Curtis, WR; Trey Dean III, S; Kingsley Eguakun, OL; Kyle Engel, QB; Travis Freeman, K; Richard Gouraige, OL; Will Harrod, OL; Avery Helm, CB; Zavier Henderson, WR; Jaydon Hill, CB; Kahlile Jackson, WR; Tre'Vez Johnson, S; Montrell Johnson Jr., RB; Carlson Joseph, RB; Noah Keeter, TE; Jalen Kimber, CB; Jason Marshall Jr., CB; Griffin McDowell, TE; Donovan McMillon, S; Adam Mihalek, K; Jack Miller III, QB; Dakota Mitchell, S; Devin Moore, CB; Yousef Mugharbil, OL; Jonathan Odom, TE; Marco Ortiz, LS; Justin Pelic, LB; Mark Pitts, OL; Ethon Pouncey, CB; David Reese, LB; Daejon Reynolds, WR; Anthony Richardson, QB; Isaac Ricks, RB; Tyreek Sapp, DL; William Sawyer, WR; Zak Sedaros, WR; Justin Shorter, WR; Riley Simonds, OL; Jake Slaughter, OL; Taylor Spierto, WR; Michael Tarquin, OL; O'Cyrrus Torrence, OL; Rashad Torrence II, S; Princely Umanmielen, DL; Rocco Underwood, LS; Jacob Watkins, P; Tyler Waxman, P; Chase Whitfield, LS; Scooby Williams, LB; Derek Wingo, LB; Nay'Quan Wright, RB; Jordan Young, CB

POSTSEASON ALL-STAR GAMES

BATTLE OF FLORIDA

2011	DE William Green WR Deonte Thompson OL Dan Wenger
------	---

CASINO DEL SOL COLLEGE

ALL-STAR GAME (Tucson, Ariz.)

2012	WR Frankie Hammond Jr. WR Omarius Hines
------	--

EAST-WEST SHRINE GAME

1925	HB Edgar Jones
1971	QB John Reaves RB Mike Rich
1977	WR Wes Chandler
1980	LB David Little
1983	QB Wayne Peace
1984	OT Crawford Ker
1985	OLB Patrick Miller
1988	DT Rhondy Weston FS Louis Oliver OT David Williams
1989	FB Cedric Smith OT John Durden
1990	OLB Godfrey Myles
1991	DT Brad Culppepper OLB Ephesians Bartley C Cal Dixon
1992	FS Will White
1993	WR Harrison Houston WR Willie Jackson RB Errict Rhett
1994	DB Larry Kennedy DT Ellis Johnson
1995	DL Mark Campbell WR Chris Doering
1999	OT Cooper Carlisle QB Doug Johnson PK Jeff Chandler
2000	OG Shannon Snell
2003	DB Vernell Brown
2005	OL Randy Hand
2006	WR Dallas Baker DE Steven Harris QB Chris Leak
2007	OL Drew Miller
2011	QB John Brantley
2012	S Josh Evans K Caleb Sturgis
2019	WR Josh Hammond WR Freddie Swain P Tommy Townsend
2021	OL Jean Delance DL Tyrone Truesdell
2022	Amari Burney Justin Shorter Trey Dean III

FLORIDA ALL-STAR GRIDIRON CLASSIC

1998	DE Tim Beauchamp DB Teako Brown DE Willie Cohen WR Travis McGriff
1999	OG Cheston Blackshear OT Cooper Carlisle QB Doug Johnson LB Keith Kelsey TE Erron Kinney
2000	RB Bo Carroll DT Derrick Chambers FB Rod Frasier DT Buck Gurley QB Jesse Palmer WR Alex Willis
2001	DB Bennie Alexander LB Travis Carroll RB Robert Gillespie OL Tommy Moody OL Zac Zedalis
2002	LB Bam Hardmon

	DE Marcus Oguendo-Johnson
2003	RB Ran Carthon WR Kelvin Kight DE Darrell Lee WR Carlos Perez
2004	DB Cory Bailey PK Matt Leach OL Mo Mitchell WR O.J. Small
2016	DL Bryan Cox, Jr. DL Joey Ivie
2018	OL Martez Ivey

HULA BOWL

1966	QB Steve Spurrier
1967	HB Dick Trapp
1971	LB Mike Kelley
1980	DB Tim Groves
1981	OL David Galloway
1982	DB James Jones TE Chris Faulkner
1983	LB Wilber Marshall
1984	OT Lomas Brown RB Lorenzo Hampton
1985	LB Leon Pennington
1986	WR Ricky Nattiel
1987	OLB Clifford Charlton DB Jarvis Williams
1988	FS Louis Oliver DT Trace Armstrong
1990	DE Huey Richardson RB Richard Fain
1991	DT Brad Culppepper C Cal Dixon ILB Tim Paulk
1992	QB Shane Matthews
1993	WR Willie Jackson
1994	QB Terry Dean PK Judd Davis DE Kevin Carter DT Ellis Johnson RB Larry Kennedy WR Jack Jackson
1995	DL Mark Campbell OT Jason Odum C Jeff Mitchell QB Danny Wuerrffel OG Donnie Young
1996	PK Jeff Chandler DE Alex Brown LB Andra Davis OL Tommy Moody OL Zac Zedalis
2002	WR Taylor Jacobs DT Tron LaFavor LB Mike Nattiel TE Aaron Walker
2003	DE Darrell Lee
2005	DE Jeremy Mincey
2006	DE Joe Cohen CB Reggie Lewis OL Steve Rissler
2019	LS Jacob Tilghman
2021	OL Stewart Reese DL Antonio Valentino

MEDAL OF HONOR BOWL

2013	WR Solomon Patton
2014	P Kyle Christy

NFLPA COLLEGIATE BOWL

2013	C Jon Harrison
2017	DeAndre Goolsby Brandon Powell

NORTH-SOUTH SHRINE GAME

1948	C John Gilbert
1949	QB Vic Vaccaro
1950	QB Angus Williams
1951	FB Floyd Huggins

	E Don Brown C Carroll McDonald
1953	T Don Hunter T Joe D'Agostino
1954	T Arch Cassidy
1955	E Ray Brown C Steve DeLaTorre
1956	HB Jackie Simpson FB Joe Brodsky G John Barrow
1957	HB Jimmy Roundtree E Dan Pelham T Charlie Mitchell
1959	HB Jack Westbrook E Dan Edgington
1961	FB Don Goodman
1963	E Russ Brown DB Haygood Clarke T Frank Lasky G Jack Katz
1964	FB Larry Dupree T Sid MacLean T Dennis Murphy
1967	LB Don Giordano
1968	QB Larry Rentz OL Guy Dennis
1971	RB Tommy Durrance TE Jim Yancey
2009	LB Ryan Stamper
2010	DE Justin Trattou

RAYCOM COLLEGE ALL-STAR CLASSIC (Mobile, Ala.)

2012	DL Omar Hunter
------	----------------

SENIOR BOWL

1949	B Charles Hunsinger C Jimmy Kynes E Jim French
1951	E Jim French
1955	C Steve DeLaTorre
1957	T Charlie Mitchell B Jim Roundtree
1958	T Val Heckman
1959	E Dave Hudson
1962	E Floyd Dean
1963	T Frank Lasky
1964	B Larry Dupree T Dennis Murphy
1965	E Charles Casey G Larry Gagner
1966	C Bill Carr
1968	OG Guy Dennis
1969	DB Steve Tannen
1970	DL Jack Youngblood
1971	QB John Reaves
1972	LB Fred Abbott
1974	OL Burton Lawless WR Lee McGriff
1975	RB Jimmy DuBose LB Sammy Green
1976	DB Alvin Cowans
1977	WR Wes Chandler LB Scott Hutchinson
1982	TE Chris Faulkner RB James Jones DB Tony Lilley LB Wilber Marshall QB Wayne Peace
1984	OL Phil Bromley OL Lomas Brown RB Lorenzo Hampton
1985	RB John L. Williams
1986	OL Jeff Zimmerman
1987	QB Kerwin Bell DB Jarvis Williams
1989	WR Stacey Simmons
1990	DB Richard Fain TE Kirk Kirkpatrick LB Godfrey Myles
1991	K Arden Czyzewski OL Mark White

1992	DB Lawrence Hatch LB Carlton Miles DB Will White
1993	DL William Gaines
1995	LB Dexter Daniels WR Chris Doering LB Ben Hanks
1996	DB Anthone Lott DB Lawrence Wright RB Fred Taylor DB Fred Weary
1997	RB Fred Taylor DB Fred Weary
1998	DB Tony George RB Terry Jackson WR Travis McGriff LB Mike Peterson LB Johnny Rutledge
1999	TE Erron Kinney
2000	QB Jesse Palmer
2001	DL Alex Brown K Jeff Chandler LB Andra Davis
2002	RB Earnest Graham WR Taylor Jacobs DB Todd Johnson QB Larry Rentz TE Aaron Walker
2003	DL Bobby McCray DB Keiwan Ratliff DB Guss Scott OL Max Starks
2005	OL Mike Degory
2006	WR Dallas Baker LB Earl Everett QB Chris Leak DL Ray McDonald
2007	WR Andre Caldwell
2008	OL Jason Watkins
2009	WR Riley Cooper QB Tim Tebow
2010	DB Ahmad Black OL Marcus Gilbert P Chas Henry
2011	DL Jaye Howard RB Chris Rainey
2012	LB Jon Bostic RB Mike Gillislee OL Xavier Nixon OL Jon Halapio
2013	WR Solomon Patton DB Jaylen Watkins
2014	OL Trenton Brown OL Max Garcia
2015	DL Jon Bullard TE Jake McGee DB Brian Poole
2016	LB Alex Anzalone
2017	DB Duke Dawson P Johnny Townsend
2019	WR Tyrie Cleveland LB Jonathan Greenard WR Van Jefferson RB Lamical Perine DL Jabari Zuniga
2020	DB Shawn Davis WR Trevon Grimes WR Kadarius Toney QB Kyle Trask DL Zach Carter LB Jeremiah Moon RB Dameon Pierre
2021	DL Zach Carter LB Jeremiah Moon RB Dameon Pierre
2022	O' Cyrus Torrence Richard Gouraige

TEXAS VS. THE NATION

2012	DL Earl Okine
------	---------------

NATIONAL HONORS




Gary Rolle is one of six Gator players honored with the National Football Foundation Scholar-Athlete Award.




Danny Wuerffel was chosen as the 1995 and 1996 Verizon Academic All-American of the Year, as well as the recipient of the Draddy Trophy as the nation's premier scholar-athlete.



Brad Culpepper was the recipient of the Draddy Scholarship Trophy in 1991, presented annually by the National Football Foundation and College Hall of Fame to the nation's premier football scholar-athlete.



Bill Kynes was a recipient of a 1977 Rhodes Scholarship. DB Michael Gilmore was a national finalist for that award in 1993.



Michael Gilmore was one of the nation's most honored scholar-athletes during 1993-94. He was a first-team Verizon Academic All-America honoree both of those years, as well as a first-team Hitachi/CFA Scholar-Athlete Team recipient. In 1994, he received the National Football Foundation and College Hall of Fame Scholar-Athlete Award and the NCAA Post-graduate Scholarship Award.



Florida is the only school in the nation to claim three recipients of the William V. Campbell Trophy, which honors the nation's premier scholar-athlete.

Defensive tackle Brad Culpepper won the award in 1991, quarterback Danny Wuerffel garnered the honor in 1996 and quarterback Tim Tebow earned the recognition in 2009.

ACADEMIC ALL-AMERICA TEAM

Prior to 2004, the Academic All-America Team; 2005-present, ESPN The Magazine Academic All-American Team

- 1965 E Charles Casey (N/A)
- 1969 E Carlos Alvarez (1st Team)
- 1970 E Carlos Alvarez (2nd Team)
- 1971 E Carlos Alvarez (2nd Team)
- 1976 K David Posey (1st Team)
- 1977 RB-WR Wes Chandler (1st Team)
- 1980 WR Cris Collinsworth (1st Team)
- 1984 WR Gary Rolle (1st Team)
- 1991 DT Brad Culpepper (1st Team)
- 1993 DB Michael Gilmore (1st Team)
- 1994 QB Terry Dean (1st Team)
DB Michael Gilmore (1st Team)
- 1995 QB Danny Wuerffel (1st Team)
- 1996 QB Danny Wuerffel (1st Team)
- 1998 RB Terry Jackson (2nd Team)
- 2007 QB Tim Tebow (1st Team)
- 2008 QB Tim Tebow (1st Team)
- 2009 QB Tim Tebow (1st Team)

ESPN THE MAGAZINE ACADEMIC ALL-AMERICAN OF THE YEAR

- 2008 QB Tim Tebow
- 2009 QB Tim Tebow

NATIONAL FOOTBALL FOUNDATION SCHOLAR-ATHLETE AWARD WINNERS

- 1976 DT Darrell Carpenter
- 1984 WR Gary Rolle
- 1991 DT Brad Culpepper
- 1994 DB Michael Gilmore
- 1996 QB Danny Wuerffel
- 2009 QB Tim Tebow

NATIONAL FOOTBALL FOUNDATION LEGACY AWARD WINNER

- 2014 WR Michael McNeely

NCAA TODAY TOP EIGHT AWARD

- 1996 QB Danny Wuerffel
- 2009 QB Tim Tebow

CFA SCHOLAR-ATHLETE TEAM

- 1991 DT Brad Culpepper
C Cal Dixon
- 1993 DB Michael Gilmore
- 1994 DB Michael Gilmore
- 1995 QB Danny Wuerffel
- 1996 DB Lawrence Wright
QB Danny Wuerffel

NCAA POST-GRADUATE SCHOLARSHIP AWARD

- 1971 WR Carlos Alvarez
- 1976 DT Darrell Carpenter
- 1986 WR Bret Weichmann
- 1990 DE Huey Richardson
- 1994 DB Michael Gilmore
- 1997 QB Danny Wuerffel
- 1999 RB Terry Jackson

RHODES SCHOLAR PROGRAM

- 1928 G William McRae, Jr., (Recipient)
- 1977 QB Bill Kynes (Recipient)
- 1993 DB Michael Gilmore (state of Florida nominee, Finalist)

ACADEMIC ALL-AMERICA HALL OF FAME

- 1989 WR Carlos Alvarez
- 2001 WR Cris Collinsworth
- 2015 QB Danny Wuerffel

WILLIAM V. CAMPBELL TROPHY

Presented to the Nation's Premier Scholar-Athlete by the National Football Foundation and College Hall of Fame; formerly the Draddy Trophy

- 1991 DT Brad Culpepper
- 1996 QB Danny Wuerffel
- 2005 C Mike Degory (semifinalist)
- 2006 QB Chris Leak (finalist)
- 2008 LS James Smith (semifinalist)
- 2009 QB Tim Tebow
- 2020 Jeremiah Moon (semifinalist)
- 2021 Jeremiah Moon (semifinalist)

ALL-AMERICAN FOOTBALL FOUNDATION COACH OF THE YEAR

- 2006 Urban Meyer

HEISMAN TROPHY BALLOTING

- 1965 QB Steve Spurrier (9th)
- 1966 QB Steve Spurrier (1st)
- 1975 FB Jimmy DuBose (6th)
- 1977 WR Wes Chandler (10th)
- 1987 RB Emmitt Smith (9th)
- 1989 RB Emmitt Smith (7th)
- 1991 QB Shane Matthews (5th)
- 1995 QB Danny Wuerffel (3rd)
- 1996 QB Danny Wuerffel (1st)
- 2001 QB Rex Grossman (2nd)
- 2007 QB Tim Tebow (1st)
- 2008 QB Tim Tebow (3rd)
- 2009 QB Tim Tebow (5th)
- 2020 QB Kyle Trask (4th)
- 2020 TE Kyle Pitts (10th)

MAXWELL AWARD

- 1996 QB Danny Wuerffel
- 2007 QB Tim Tebow
- 2008 QB Tim Tebow
- 2009 QB Tim Tebow (finalist)
- 2012 RB Mike Gillislee (1 of 16 semifinalists)
- 2020 QB Kyle Trask (1 of 18 semifinalists)
- TE Kyle Pitts (1 of 18 semifinalists)

NATIONAL PLAYER OF THE YEAR

- 1995 QB Danny Wuerffel (recipient) (College Football Foundation)
- 1996 QB Danny Wuerffel (recipient) (Walter Camp, National Football Foundation)
- 2001 QB Rex Grossman (recipient) (AP)
- 2007 QB Tim Tebow (recipient) (AP)
- 2008 QB Tim Tebow (Walter Camp Finalist)
- 2009 QB Tim Tebow (1 of 5 finalists)
- 2019 TE Kyle Pitts (1 of 20 Walter Camp Semifinalists)
- 2020 QB Kyle Trask (1 of 20 Walter Camp Semifinalists)
- TE Kyle Pitts (1 of 20 Walter Camp Semifinalists)

NATIONAL DEFENSIVE PLAYER OF THE YEAR

- 1983 LB Wilber Marshall (Recipient from ABC)
- 1994 DT Ellis Johnson (Recipient from CNN)
- 1994 DE Kevin Carter (1 of 5 finalists by Football News)
- 1996 DB Anthonie Lott (1 of 15 semifinalists by Football News)
- 1997 DB Fred Weary (1 of 15 semifinalists by Football News)
- 1998 LB Jevon Kearse (1 of 3 finalists for Bednarik Award by Maxwell Club of Philadelphia)
- 1998 LB Jevon Kearse (1 of 3 finalists by Football News)
- 1999 DE Alex Brown (1 of 15 semifinalists by Football News)
- 2001 DE Alex Brown (1 of 5 finalists for Nagurski Trophy)
- 2006 S Reggie Nelson (1 of 5 finalists for Nagurski Trophy)
- 2006 LB Brandon Siler (1 of 15 semifinalists for Bednarik Award)
- 2008 LB Brandon Spikes (Recipient from Chevrolet)
- 2009 LB Brandon Spikes (1 of 3 finalists for Bednarik Award by Maxwell Club of Philadelphia)

NATIONAL OFFENSIVE PLAYER OF THE YEAR

- 1995 QB Danny Wuerffel (Football News)
- 1996 QB Danny Wuerffel (Sporting News, Football News)
- 1997 WR Jacquez Green (1 of 15 semifinalists by Football News)
- 1999 WR Darrell Jackson (1 of 15 semifinalists by Football News)
- 2001 QB Rex Grossman (AP, 1 of 5 finalists by Football News)
- 2001 WR Jabar Gaffney (1 of 15 semifinalists by Football News)
- 2001 QB Rex Grossman (AP recipient, 1 of 3 finalists by Football News)
- 2007 QB Tim Tebow (CBSsportsline.com, Rivals.com)
- 2008 QB Tim Tebow (AP)
- 2009 QB Tim Tebow (AP)

NATIONAL FRESHMAN PLAYER OF THE YEAR

- PRESENTED BY STREET AND SMITH'S*
- 1987 RB Emmitt Smith
 - 2000 WR Jabar Gaffney

NATIONAL DEFENSIVE FRESHMAN OF THE YEAR

- PRES. BY COLLEGE FOOTBALL NEWS*
- 2013 DB Vernon Hargreaves III

SULLIVAN AWARD *(Presented by the AAU to the nation's top amateur athlete)*

- 2007 QB Tim Tebow
- 2008 QB Tim Tebow

TD CLUB OF COLUMBUS FRESHMAN PLAYER OF THE YEAR

- 1987 RB Emmitt Smith
- 2003 QB Chris Leak

DAVEY O'BRIEN QUARTERBACK AWARD

- 1982 Wayne Peace (1 of 12 finalists)
- 1983 Wayne Peace (1 of 12 finalists)
- 1985 Kerwin Bell (1 of 10 finalists and the only sophomore)
- 1991 Shane Matthews (1 of 10 finalists)
- 1992 Shane Matthews (1 of 10 finalists)
- 1995 Danny Wuerffel (recipient)
- 1996 Danny Wuerffel (recipient)
- 1999 Doug Johnson (1 of 25 finalists)
- 2001 Rex Grossman (1 of 3 finalists)
- 2004 Chris Leak (1 of 13 semifinalists)
- 2006 Chris Leak (1 of 18 semifinalists)
- 2007 Tim Tebow (recipient)
- 2008 Tim Tebow (1 of 13 semifinalists)
- 2009 Tim Tebow (1 of 3 finalists)
- 2020 Kyle Trask (1 of 3 finalists)

NATIONAL QUARTERBACK OF THE YEAR

- NATIONAL QUARTERBACK CLUB*
- 2006 Chris Leak

MANNING AWARD *(Presented to the nation's best quarterback beginning in 2004)*

- 2008 Tim Tebow
- 2009 Tim Tebow (1 of 10 finalists)
- 2019 Kyle Trask (1 of 12 finalists)
- 2020 Kyle Trask (1 of 12 finalists)

UNITAS GOLDEN ARM AWARD

(Presented to the nation's top senior quarterback)

- 1992 Shane Matthews (1 of 6 finalists)
- 1994 Terry Dean (1 of 12 semifinalists)
- 1996 Danny Wuerffel (recipient)
- 1999 Doug Johnson (1 of 16 final nominees)
- 2009 Tim Tebow (1 of 5 finalists)
- 2020 Kyle Trask (1 of 5 finalists)

SAMMY BAUGH TROPHY

(Presented to nation's top passer)

- 1971 John Reaves
- 1996 Danny Wuerffel

BILETNIKOFF AWARD

(Presented to the nation's top wide receiver)

- 1994 Jack Jackson (1 of 3 finalists)
- 1996 Reidel Anthony (1 of 3 finalists)
- Ike Hilliard (1 of 10 semifinalists)
- 1997 Jacquez Green (1 of 3 finalists)
- 1998 Travis McGriff (1 of 10 semifinalists)
- 1999 Darrell Jackson (1 of 10 semifinalists)
- 2001 Jabar Gaffney (1 of 3 finalists)
- 2001 Reche Caldwell (1 of 12 semifinalists)
- 2002 Taylor Jacobs (1 of 10 semifinalists)
- 2005 Chad Jackson (1 of 15 semifinalists)
- 2007 Percy Harvin (1 of 10 semifinalists)
- 2020 Kyle Pitts (1 of 3 finalists)

LOMBARDI AWARD

(Currently presented to the nation's top lineman)

- 1982 OLB Wilber Marshall (1 of 12 finalists and the only junior selected)
 - 1985 OLB Alonzo Johnson (1 of 12 finalists)
 - 1990 DE Huey Richardson (1 of 12 finalists)
 - 1994 DE Kevin Carter (1 of 12 finalists)
 - 1995 OT Jason Odom (1 of 12 semifinalists)
 - 1998 DT Ed Chester (1 of 12 semifinalists)
 - LB Jevon Kearse (1 of 12 semifinalists)
 - 1999 DE Alex Brown (1 of 12 semifinalists)
 - 2000 DE Alex Brown (1 of 12 semifinalists)
 - 2001 DE Alex Brown (1 of 4 finalists)
 - 2008 LB Brandon Spikes (1 of 4 finalists)
 - 2009 LB Brandon Spikes (1 of 12 semifinalists)
 - DE Carlos Dunlap (1 of 12 semifinalists)
 - 2019 DB CJ Henderson (Semifinalist) *
 - QB Kyle Trask (Semifinalist) *
 - 2022 OL O'Cyrus Torrence (Semifinalist)
- *Criteria expanded to different positions throughout the years*

BUTKUS AWARD

(Presented to the nation's top linebacker)

- 1985 OLB Alonzo Johnson (1 of 10 finalists)
- 1991 ILB Tim Paulk (1 of 10 finalists)
- 1997 ILB Johnny Rutledge (1 of 10 semifinalists)
- 1998 OLB Jevon Kearse (1 of 3 finalists)
- 1998 ILB Johnny Rutledge (1 of 10 semifinalists)
- 2001 ILB Andra Davis (1 of 12 semifinalists)
- 2004 MLB Channing Crowder (1 of 12 semifinalists)
- 2006 MLB Brandon Siler (1 of 10 semifinalists)
- 2008 LB Brandon Spikes (1 of 3 finalists)
- 2009 LB Brandon Spikes (1 of 5 finalists)
- 2015 Antonio Morrison (1 of 10 finalists)
- 2016 Jarrad Davis (1 of 5 finalists)

RIMINGTON TROPHY

(Presented to the nation's top center)

- 2005 Mike Degory (1 of 6 finalists)
- 2009 Maurkice Pouncey (recipient)

OUTLAND TROPHY

(Presented to the nation's top interior lineman)

- 1970 DE Jack Youngblood (1 of 10 finalists)
- 1988 OT David Williams (1 of 12 semifinalists)
- 1995 OT Jason Odom (1 of 3 finalists)
- 1996 C Jeff Mitchell (1 of 13 semifinalists)
- OG Donnie Young (1 of 13 semifinalists)

BRONKO NAGURSKI TROPHY

(Presented to the nation's best defensive player by the Charlotte TD Club)

- 2006 S Reggie Nelson (1 of 5 finalists)
- 2008 LB Brandon Spikes (1 of 5 finalists)

CHUCK BEDNARIK AWARD

(Presented to nation's best defensive player by The Maxwell Club)

- 1998 LB Jevon Kearse (1 of 3 finalists)
- 2008 LB Brandon Spikes (Semifinalist)
- 2009 LB Brandon Spikes (1 of 3 finalists)
- 2012 S Matt Elam (1 of 16 semifinalists)
- 2014 CB Vernon Hargreaves III (1 of 20 semifinalists)
- 2015 DL Jon Bullard (1 of 20 semifinalists)
- CB Vernon Hargreaves III (1 of 20 semifinalists)
- 2016 LB Jarrad Davis (1 of 18 semifinalists)
- 2018 DL Jachai Polite (1 of 20 semifinalists)

LOTT TROPHY

(Presented to nation's best defensive player and highest character)

- 2008 LB Brandon Spikes (Quarterfinalist)
- 2009 LB Brandon Spikes (Quarterfinalist)
- 2016 LB Jarrad Davis (1 of 19 finalists)

PAYCOM JIM THORPE AWARD

(Presented to the nation's top defensive back)

- 1987 CB Jarvis Williams (1 of 10 semifinalists)
- 1988 FS Louis Oliver (1 of 3 finalists)
- 1990 CB Richard Fain (1 of 20 final nominees)
- 1990 FS Will White (1 of 15 semifinalists)
- 1996 SS Lawrence Wright (recipient)
- 1997 CB Fred Weary (1 of 3 finalists)
- 2003 CB Keiwan Ratliff (1 of 3 finalists)
- 2006 S Reggie Nelson (1 of 3 finalists)
- 2009 CB Joe Haden (1 of 3 finalists)
- 2012 S Matt Elam (1 of 15 Semifinalists)
- 2015 CB Vernon Hargreaves III (1 of 3 finalists)
- 2019 DB CJ Henderson (Semifinalist)
- 2020 Kaiir Elam (1 of 12 semifinalists)

JACK TATUM AWARD

(Presented to the nation's most outstanding DB)

- 2006 S Reggie Nelson

PAUL HORNUNG AWARD

(Presented to the most versatile player)

- 2020 Kadarius Toney (1 of 5 finalists)

RAY GUY AWARD*(Presented to the nation's top punter)*

- 2005 Eric Wilbur (1 of 10 semifinalists)
- 2008 Chas Henry (1 of 10 semifinalists)
- 2009 Chas Henry (1 of 3 finalists)
- 2010 Chas Henry (recipient)
- 2012 Kyle Christy (1 of 3 finalists)
- 2015 Johnny Townsend (1 of 10 semifinalists)
- 2016 Johnny Townsend (1 of 10 semifinalists)
- 2018 Tommy Townsend (1 of 10 semifinalists)
- 2019 Tommy Townsend (1 of 10 semifinalists)

LOU GROZA AWARD*(Presented to nation's top kicker)*

- 1993 Judd Davis (recipient)
- 1994 Judd Davis (semifinalist)
- 1999 Jeff Chandler (semifinalist)
- 2000 Jeff Chandler (semifinalist)
- 2003 Matt Leach (semifinalist)
- 2008 Jonathan Phillips (semifinalist)
- 2009 Caleb Sturgis (1 of 20 semifinalists)
- 2011 Caleb Sturgis (1 of 3 finalists)
- 2012 Caleb Sturgis (1 of 3 finalists)
- 2018 Evan McPherson (1 of 20 semifinalists)
- 2020 Evan McPherson (1 of 20 semifinalists)

JOHN MACKEY AWARD*(Presented to the nation's top tight end)*

- 2003 Ben Troupe (1 of 3 finalists)
- 2009 Aaron Hernandez (recipient)
- 2015 Jake McGee (1 of 8 finalists)
- 2020 Kyle Pitts (recipient)

WUERFFEL TROPHY*(Awarded to player whom best exemplifies community service and academic excellence)*

- 2008 QB Tim Tebow

WOODEN CUP*(Award given to the professional or collegiate athlete who makes the greatest positive impact in the lives of others)*

- 2008 QB Tim Tebow

DICK SCHAAP**SPORTSMAN OF THE YEAR AWARD**

- 2011 P David Lerner

DISCOVER ORANGE BOWL**COURAGE AWARD**

- 2011 P David Lerner (nominee)

ESPY

- 2008 QB Tim Tebow
(Best Male College Athlete)

DISNEY'S SPIRIT AWARD*(Presented to most inspirational player or team)*

- 2008 QB Tim Tebow (Recipient)
- 2008 DT Brandon Antwine (Nominee)

U.S. SPORTS ACADEMY**ATHLETE OF THE YEAR***(Presented to the most outstanding athlete of the year, amateur or professional)*

- 2008 QB Tim Tebow (finalist)

THE RUDY AWARD*(Presented to the player who demonstrates exemplary character, courage, contribution and commitment)*

- 2008 LS James Smith (Nominee)

AWARDS AND RECOGNITION**ASSOCIATION****SPORTSMANSHIP AWARD***(Presented to the player who exemplifies sportsmanship on and off the field)*

- 2008 Javier Estopinan (finalist)

SEC COACH OF THE YEAR*(AP, UPI, Nashville Banner – selected by league coaches)*

- 1960 Ray Graves (Nashville Banner)
- 1980 Charley Pell (UPI)
- 1984 Galen Hall (AP, UPI)
- 1990 Steve Spurrier (AP, UPI)
- 1991 Steve Spurrier (Nashville Banner)
- 1994 Steve Spurrier (Nashville Banner)
- 1995 Steve Spurrier
(AP, Nashville Banner)
- 1996 Steve Spurrier
(AP, Nashville Banner)
- 2012 Will Muschamp
(Coaches, CBSSports.com)
- 2015 Jim McElwain (Coaches, AP, Athlon)

SEC PLAYER OF THE YEAR*(Awarded by the Nashville Banner as selected by the league coaches)*

- 1966 QB Steve Spurrier
- 1975 FB Jimmy DuBose
- 1984 QB Kerwin Bell
- 1989 RB Emmitt Smith
- 1990 QB Shane Matthews
- 1991 QB Shane Matthews
- 1995 QB Danny Wuerffel
- 1996 QB Danny Wuerffel
- 2001 QB Rex Grossman

SEC OFFENSIVE PLAYER OF THE YEAR*(Awarded by the AP beginning in 1998)*

- 2007 QB Tim Tebow
- 2008 QB Tim Tebow

SEC DEFENSIVE PLAYER OF THE YEAR*(Awarded by the AP beginning in 1998)*

- 1998 LB Jevon Kearse
- 2001 DE Alex Brown
- 2003 CB Keiwan Ratliff

JACOBS BLOCKING TROPHY*(Presented to the SEC's top blocker as selected by the league coaches)*

- 1984 OT Lomas Brown
- 1991 C Cal Dixon
- 1994 OT Jason Odom
- 1995 OT Jason Odom
- 1996 OG Donnie Young
- 2000 OT Kenyatta Walker

SEC FRESHMAN OF THE YEAR

- 1987 RB Emmitt Smith (Knoxville Sentinel)
- 1993 QB Danny Wuerffel (Knoxville Sentinel)
- 2000 WR Jabar Gaffney (Coaches)
- 2003 QB Chris Leak (AP, Coaches)
- 2004 LB Brandon Siler (Coaches)
- 2006 WR Percy Harvin (AP)

SEC SPECIAL TEAMS**PLAYER OF THE YEAR***(Awarded by the AP beginning in 2004)*

- 2008 PR Brandon James
- 2012 K Caleb Sturgis (Co-Special Teams Player of the Year)

SEC NEWCOMER OF THE YEAR*(Presented by Athlon Sports)*

- 2013 DB Vernon Hargreaves III

COMEBACK PLAYER OF THE YEAR*(Presented by College Sports Communicators in association with The Associated Press and Fiesta Bowl Organization)*

- 2022 Ventrell Miller (1 of 15 semifinalists)

**NATIONAL FOOTBALL FOUNDATION
COLLEGE FOOTBALL HALL OF FAME****PLAYERS**

- Dale Van Sickel, E, (1927-29), 1975*
- Steve Spurrier, QB, (1964-66), 1986*
- Jack Youngblood, DE, (1968-70), 1992*
- Emmitt Smith, RB, (1987-89), 2006*
- Wilber Marshall, LB, (1980-83), 2008*
- Carlos Alvarez, WR, (1969-71), 2011*
- Danny Wuerffel, QB, (1993-96), 2013*
- Wes Chandler, WR, (1974-77), 2015*
- Lomas Brown OL, (1981-84), 2020*
- Tim Tebow QB, (2006-09), 2023*

HEAD COACHES

- Charles Bachman (1928-32), 1978*
- Ray Graves (1960-69), 1990*
- Doug Dickey (1970-78), 2003*
- Steve Spurrier (1990-2001), 2017*

*year inducted

DID YOU KNOW?

Steve Spurrier is the fourth person to get in as a coach and player as he joined Amos Alonzo Stagg, Bobby Dodd and Bowden Wyatt in 2017.

FERGIE FERGUSON AWARD

The Forrest K. (Fergie) Ferguson Award is given in memory of one of the all-time great athletes at Florida. It goes annually to the senior football player who displays outstanding leadership, character and courage.

Ferguson started at end for the Gators from 1939-41 and wrote pass receiving records which would stand until the pro-style passing era of the 1960s. He was an All-American in 1941. He was also a collegiate state boxing champion and in 1942 won the national AAU javelin championship.

Fergie entered the Army in 1942 as a second lieutenant and was severely wounded in the Normandy Invasion in 1944. He won the Distinguished Service Cross for his heroism under fire. He died of his war wounds 10 years later.



JAMES W. KYNES AWARD

Presented annually to the player who best exemplified the mental and physical toughness and "iron-man" determination Kynes exhibited as a Gator player and in his lifetime. Up until the 2011 season, it was presented to the offensive lineman who best exemplified those traits. Close friends Tom MacDonald and George Levy originated the Kynes Award in 1986. The first recipient was offensive tackle David Williams.

Kynes, Florida's first All-SEC offensive lineman and captain of the 1949 team, was the last Gator football player to play every minute in a game, something he accomplished several times during his career, including in his final game against Alabama. He went on to become the youngest Attorney General in the state of Florida's history at age 37 and was a business and civic leader in Tampa until his death of cancer at age 60 on Oct. 13, 1988.

RAY GRAVES AWARD

Presented annually to the team's Most Valuable Player as selected by the team. Head Coach Steve Spurrier initiated the award in 1990 in tribute to Graves, who was head coach from 1960-69.


Graves compiled a 70-31-4 record at the Gator helm, then the record for most wins (70) in school history for a head coach. He led Florida to winning records in nine of his 10 seasons at the helm, including nine or more wins three times. Graves' teams also appeared in five bowl games, posting a 4-1 record. He coached Florida's first Heisman Trophy winner in Spurrier, who captured college football's most prestigious honor in 1966.

- 1954 FB Malcolm Hammock
- 1955 C LB Steve DeLaTorre
- 1956 T Larry Wesley
- 1957 HB Jim Rountree
- 1958 QB Jimmy Dunn
- 1959 G Asa Cox
- 1960 E Pat Patchen
T Vic Miranda
- 1961 T Jim Beaver
- 1962 E Sam Holland
- 1963 LB Jimmy Morgan
HB Hagood Clarke
- 1964 FB Larry Dupree
- 1965 E Charles Casey
- 1966 QB Steve Spurrier
- 1967 E Richard Trapp
- 1968 G Guy Dennis
HB Larry Smith
- 1969 DB Steve Tannen
- 1970 E Jack Youngblood
- 1971 QB John Reaves
- 1972 LB Fred Abbott
- 1973 NG David Hitchcock
- 1974 SE Lee McGriff
- 1975 FB Jimmy DuBose
- 1976 QB Jimmy Fisher
- 1977 SE Wes Chandler
- 1978 DE Mike Dupree
- 1979 DB Chuck Hatch
- 1980 LB David Little
- 1981 PK Brian Clark
- 1982 FB James Jones
- 1983 WR Dwayne Dixon
- 1984 WR Gary Rolle
- 1985 RB Neal Anderson
- 1986 WR Ricky Nattiel
- 1987 QB Kerwin Bell
- 1988 DB Louis Oliver

- 1989 OT John Durden
- 1990 TE Kirk Kirkpatrick
- 1991 C Cal Dixon
- 1992 DE Lex Smith
- 1993 DT William Gaines
- 1994 DB Michael Gilmore
- 1995 OLB Ben Hanks
- 1996 LB James Bates
- 1997 LB Dwayne Thomas
- 1998 DE Willie Cohens
- 1999 OG Cheston Blackshear
- 2000 QB Jesse Palmer
- 2001 FB Rob Roberts
- 2002 LB Bam Hardmon
- 2003 FS Daryl Dixon
- 2004 RB Ciatrick Fason
- 2005 S Jarvis Herring
- 2006 WR Jemalle Cornelius
- 2007 WR Andre Caldwell
- 2008 WR Louis Murphy
- 2009 LB Ryan Stamper
- 2010 DE Justin Trattou
- 2011 LB Lerentee McCray
QB John Brantley
- 2012 DL Sharrif Floyd
LB Jon Bostic
WR Frankie Hammond
DB Josh Evans
- 2013 DB Jeremy Brown
OL Kyle Koehne
LB Darrin Kitchens
- 2014 OL Max Garcia
- 2015 DL Jon Bullard
- 2016 LB Jarrad Davis
- 2017 DB Duke Dawson
- 2018 TE C'yontai Lewis
- 2019 WR Freddie Swain
- 2020 QB Kyle Trask
- 2021 LB Ventrell Miller
- 2022 LB Ventrell Miller

- 1986 OT David Williams
- 1987 OG Bob Sims
- 1988 OT David Williams
- 1989 OG Chris Bromley
- 1990 OT Mark White
- 1991 OT Tony Rowell
- 1992 OT Reggie Green
- 1993 OG Jim Watson
- 1994 OT Anthony Ingrassia
- 1995 OG Reggie Green
- 1996 OG Donnie Young
- 1997 OT Zach Piller
- 1998 OL Cooper Carlisle
- 1999 OG Ryan Kalich
- 2000 OT Mike Pearson
- 2001 OL Zac Zedalis
- 2002 OT Bryan Savelio
- 2003 OG Shannon Snell
- 2004 OT Jonathan Colon
- 2005 OG Lance Butler
- 2006 DT Steven Harris
- 2007 OL Carlton Medder
- 2008 OL Phil Trautwein
OL Jason Watkins
- 2009 C Maurkice Pouncey
- 2010 C Mike Pouncey
- 2011 QB John Brantley
- 2012 LB Jon Bostic
S Matt Elam
- 2013 DL Dominique Easley
OL Jon Halapio
- 2014 LB Antonio Morrison
- 2015 S Keanu Neal
- 2016 OL Martez Ivey
- 2017 LB David Reese
- 2018 RB Jordan Scarlett
- 2019 LB Jonathan Greenard
- 2020 LB Jeremiah Moon
- 2021 RB Dameon Pierce
- 2022 LB Amari Burney

- 1990 TE Kirk Kirkpatrick
- 1991 DT Tony McCoy
- 1992 QB Shane Matthews
ILB Carlton Miles
- 1993 RB Errict Rhett
- 1994 DT Ellis Johnson
- 1995 QB Danny Wuerffel
- 1996 QB Danny Wuerffel
- 1997 RB Fred Taylor
- 1998 LB Mike Peterson
- 1999 PK Jeff Chandler
- 2000 WR Jabar Gaffney
- 2001 QB Rex Grossman
- 2002 QB Rex Grossman
- 2003 CB Keiwan Ratliff
- 2004 RB Ciatrick Fason
- 2005 CB Vernell Brown
- 2006 S Reggie Nelson
- 2007 QB Tim Tebow
- 2008 QB Tim Tebow
- 2009 CB Joe Haden
QB Tim Tebow
- 2010 S Ahmad Black
- 2011 RB Chris Rainey
- 2012 RB Mike Gillislee
- 2013 WR Solomon Patton
- 2014 DL Dante Fowler, Jr.
- 2015 WR Antonio Callaway
- 2016 RB Jordan Scarlett
- 2017 WR Brandon Powell
- 2018 RB Lamical Perine
- 2019 WR Van Jefferson
- 2020 TE Kyle Pitts
- 2021 CB Kaiir Elam
- 2022 QB Anthony Richardson
LB Ventrel Miller



NFL GATORS

ALL-TIME NFL PLAYERS

The following University of Florida players have appeared on a regular-season NFL roster.

**Research compiled by NFL Alumni Assoc. and NFL.com*

Tremayne Allen (TE/FB), Chicago Bears 1997-98
Neal Anderson (RB), Chicago Bears 1986-93
Reidel Anthony (WR), Tampa Bay Buccaneers 1997-2001
Alex Anzalone (LB), New Orleans Saints 2017-20; Detroit Lions 2022
Trace Armstrong (DE), Chicago Bears 1989-94; Miami Dolphins 1995-2000; Oakland Raiders 2001-03
Dallas Baker (WR), Pittsburgh Steelers 2007-09
Neiron Ball (LB), Oakland Raiders 2015-16
Ephesians Bartley (OLB), Philadelphia Eagles 1992
Jim Beaver (DT), Philadelphia Eagles 1962
Kerwin Bell (QB), Atlanta Falcons 1988; Tampa Bay Buccaneers 1989; Indianapolis Colts 1996-97
Ahmad Black (DB), Tampa Bay Buccaneers 2011-13
Jon Bostic (LB), Chicago Bears 2013-15; New England Patriots 2015; Detroit Lions 2016; Indianapolis Colts 2017; Pittsburgh Steelers 2018; Washington Football Team 2019-22
Michael Brandon (DE), Indianapolis Colts 1993; Arizona Cardinals 1994; San Francisco 49ers 1995-96
Caleb Brantley (DL), Cleveland Browns 2017; Washington Redskins 2018-19
Scot Brantley (LB), Tampa Bay Buccaneers 1980-87
Larry Brinson (RB), Dallas Cowboys 1977-79; Seattle Seahawks 1980
Alex Brown (DE), Chicago Bears 2002-09; New Orleans Saints 2010
Barry Brown (LB), Baltimore Colts 1966-67; New York Giants 1968; Boston Patriots 1969-70
Lomas Brown (OT), Detroit Lions 1985-95; Arizona Cardinals 1996-98; Cleveland Browns 1999; New York Giants 2000-01; Tampa Bay Buccaneers 2002
Mack Brown (RB), Washington Redskins 2015-16; Minnesota Vikings 2017
Trent Brown (OT), San Francisco 49ers 2015-17; New England Patriots 2018, 2021-22; Oakland Raiders 2019; Las Vegas Raiders 2020
Carl Brumbaugh (QB), Chicago Bears 1930-34, 1936-38; Cleveland Rams 1937
Taven Bryan (DL), Jacksonville Jaguars 2018-21; Cleveland Browns 2022
Jonathan Bullard (DL), Chicago Bears 2016-18; Arizona Cardinals 2019; Seattle Seahawks 2020; Atlanta Falcons 2021; Minnesota Vikings 2022
Trey Burton (TE), Philadelphia Eagles 2014-17; Chicago Bears 2018-19; Indianapolis Colts 2020
Antonio Callaway (WR), Cleveland Browns 2018-19; Miami Dolphins 2020
Andre Caldwell (WR), Cincinnati Bengals 2008-11; Denver Broncos 2012-15
Reche Caldwell (WR), San Diego Chargers 2002-05; New England Patriots 2006; Washington Redskins 2007
Glenn Cameron (LB), Cincinnati Bengals 1975-85
Mark Campbell (DE), Denver Broncos 1996; Arizona Cardinals 1997
Cooper Carlisle (OG), Denver Broncos 2000-06; Oakland Raiders 2007-12
Earl Carr (RB), San Francisco 49ers 1978; Philadelphia Eagles 1979
Travis Carroll (LB), New Orleans Saints 2002-03; Houston Texans 2003

Kevin Carter (DE), St. Louis Rams 1995-2000; Tennessee Titans 2001-04; Miami Dolphins 2005-06; Tampa Bay Buccaneers 2007-08
Zach Carter (DL), Cincinnati Bengals 2022
Ran Carthon (RB), Indianapolis Colts 2004-06; Detroit Lions 2006
Rick Casares (RB), Chicago Bears 1954-64; Washington Redskins 1965; Miami Dolphins 1966
Don Chandler (K), New York Giants 1956-64; Green Bay Packers 1965-67
Jeff Chandler (K), San Francisco 49ers 2002-03; Washington Redskins/Carolina Panthers 2004
Wes Chandler (WR), New Orleans Saints 1978-81; San Diego Chargers 1981-87; San Francisco 49ers 1988
Clifford Charlton (LB), Cleveland Browns 1988-89
Brian Clark (K), Tampa Bay Buccaneers 1982
Mike Clark (DE), Washington Redskins 1981; San Francisco 49ers 1982; Tampa Bay Buccaneers 1987
Randy Clark (S), Tampa Bay Buccaneers 1984
Hagood Clarke (DB), Buffalo Bills 1964-68
Greg Cleveland (T), Miami Dolphins 1987
Tyrie Cleveland (WR), Denver Broncos 2020, 2022
Joe Cohen (DT), San Francisco 49ers 2007; Miami Dolphins 2008; Detroit Lions 2009
Mo Collins (OT), Oakland Raiders 1998-2003
Chris Collinsworth (WR), Cincinnati Bengals 1981-88
Riley Cooper (WR), Philadelphia Eagles 2010-15
Bryan Cox (DL), Carolina Panthers 2017-19; Cleveland Browns 2019; Buffalo Bills 2020-21
Clyde Crabtree (HB/QB), Frankfurt Yellow Jackets/Minneapolis Red Jackets 1930
Ray Criswell (P), Tampa Bay Buccaneers 1987-88
Channing Crowder (LB), Miami Dolphins 2005-10
Brad Culpepper (DT), Minnesota Vikings 1992-93; Tampa Bay Buccaneers 1994-99; Chicago Bears 2000
Jermaine Cunningham (DE), New England Patriots 2010-12; San Francisco 49ers 2013; New York Jets 2013-14
Ivory Curry (DB), Tampa Bay Buccaneers 1987
Dexter Daniels (LB), Baltimore Ravens 1996
Alvin Darby (TE), Houston Oilers/Seattle Seahawks 1976; Tampa Bay Buccaneers 1978
Andra Davis (LB), Cleveland Browns 2002-08; Denver Broncos 2009; Buffalo Bills 2010-11
Jarrad Davis (LB), Detroit Lions 2017-20; New York Jets 2021
Shawn Davis (S), Green Bay Packers 2021
Duke Dawson (DB), New England Patriots 2018; Denver Broncos 2019-21
Floyd Dean (LB), San Francisco 49ers 1964-65
Andre Debose (WR), Oakland Raiders 2015
Jeff Demps (RB), New England Patriots 2012; Tampa Bay Buccaneers 2013
Frank Dempsey (OL-LB), Chicago Bears 1950-53
Guy Dennis (G), Cincinnati Bengals 1969-72; Detroit Lions 1973-75
Cal Dixon (C), New York Jets 1992-95; Miami Dolphins 1996
Dwayne Dixon (WR), Tampa Bay Buccaneers 1984, 87
Chris Doering (WR), Indianapolis Colts 1996-97; Denver Broncos 1999; Washington Redskins 2002; Pittsburgh Steelers 2003-04
Dwayne Douglas (T), New York Giants 1953
Jeff Driskel (QB), Cincinnati Bengals 2016-18; Detroit Lions 2019; Denver Broncos 2020; Houston Texans 2021
Jimmy DuBose (RB), Tampa Bay Buccaneers 1976-78

Paul Duhart (RB), Green Bay Packers 1944; Pittsburgh Steelers 1945; Boston Yanks 1945
Quinton Dunbar (DB), Washington Redskins 2015-20
Carlos Dunlap (DE), Cincinnati Bengals 2010-20; Seattle Seahawks 2020-21; Kansas City Chiefs 2022
Dominique Easley (DT), New England Patriots 2014-15; Los Angeles Rams 2016, 2018
Ricky Easmon (CB), Dallas Cowboys 1985; Tampa Bay Buccaneers 1985-86
Shayne Edge (P), Pittsburgh Steelers 1996
Kaiir Elam (DB), Buffalo Bills 2022
Matt Elam (DB), Baltimore Ravens 2013-16
Josh Evans (DB), Jacksonville Jaguars 2013-16
Richard Fain (DB), Cincinnati Bengals/Phoenix Cardinals 1991; Chicago Bears 1992
Ciatrick Fason (RB), Minnesota Vikings 2005-06
Chris Faulkner (TE), Los Angeles Rams 1984; San Diego Chargers 1985
Dan Fike (OG), Cleveland Browns 1985-92; Pittsburgh Steelers 1993
Don Fleming (DB), Cleveland Browns 1960-62
Sharrif Floyd (DL), Minnesota Vikings 2013-16
Stone Forsythe (OL), Seattle Seahawks 2021-22
Dante Fowler Jr. (LB), Jacksonville Jaguars 2015-18; Los Angeles Rams 2018-19; Atlanta Falcons 2020-21; Dallas Cowboys 2022
Derrick Gaffney (WR), New York Jets 1978-84, 1987
Jabar Gaffney (WR), Houston Texans 2002-05; New England Patriots 2006-08; Denver Broncos 2009-10; Washington Redskins 2011; Miami Dolphins 2012
Larry Gagner (G), Pittsburgh Steelers 1966-69; Kansas City Chiefs 1972
William Gaines (DT), Miami Dolphins 1994; Washington Redskins 1995-97
David Galloway (DT), St. Louis Cardinals 1982-87; Phoenix Cardinals 1988-89; Denver Broncos 1990
Max Garcia (OG), Denver Broncos 2015-18; New York Giants 2022; Arizona Cardinals 2019-22
Chauncey Gardner-Johnson (DB), New Orleans Saints 2019-21; Philadelphia Eagles 2022
Tony George (DB), New England Patriots 1999-2000
Lewis Gilbert (TE), Atlanta Falcons 1978-79; Philadelphia Eagles/San Francisco 49ers 1980; Los Angeles Rams 1981
Marcus Gilbert (OT), Pittsburgh Steelers 2011-18
Robert Gillespie (RB), Washington Redskins 2002
Mike Gillislie (RB), Miami Dolphins 2013-14; Buffalo Bills 2015-16; New England Patriots 2017
Clark Goff (T), Pittsburgh Steelers 1940
Tim Golden (LB), New England Patriots 1982-84; Philadelphia Eagles 1985
Royce Goodbread (HB), Frankford Yellow Jackets/Minneapolis Red Jackets 1930; Providence Steam Roller 1931
Earnest Graham (RB), Tampa Bay Buccaneers 2004-11
Bobby Joe Green (P), Pittsburgh Steelers 1960-61; Chicago Bears 1962-73
Chaz Green (OT), Dallas Cowboys 2015-17; Oakland Raiders 2018; Indianapolis Colts 2020;
Jacquez Green (WR), Tampa Bay Buccaneers 1998-2001; Detroit Lions/Washington Redskins 2002
Jonathan Greenard (DE), Houston Texans 2020-22
Sammy Green (LB), Seattle Seahawks 1976-79; Houston Oilers 1980
Tony Green (KR-RB), Washington Redskins 1978; New York Giants 1979; Seattle Seahawks 1979

Rex Grossman (QB), Chicago Bears 2003-08; Houston Texans 2009; Washington Redskins 2010-13

Monty Crow (DB), Kansas City Chiefs 1994; Jacksonville Jaguars 1995-96

Jack Gurley (DT), Tampa Bay Buccaneers 2002

Joe Haden (CB), Cleveland Browns 2010-16; Pittsburgh Steelers 2017-21

Jon Halapio (OL), Denver Broncos 2014; New York Giants 2017-19

Mal Hammack (FB), Chicago Cardinals 1955, 1957-59; St. Louis Cardinals 1960-66

Darren Hambrick (LB), Dallas Cowboys 1998-2001; Carolina Panthers 2001; Cleveland Browns 2002

Frankie Hammond Jr. (WR), Kansas City Chiefs 2014-15

Josh Hammond (WR), Jacksonville Jaguars 2021

Lorenzo Hampton (RB), Miami Dolphins 1985-89

Randy Hand (OT), Buffalo Bills 2006

Ben Hanks (LB), Minnesota Vikings 1996; Detroit Lions 1997

Vernon Hargreaves III (CB), Tampa Bay Buccaneers 2016-19; Houston Texans 2020, Cincinnati Bengals 2021

Jack Harper (RB), Miami Dolphins 1967-68

James Harrell (LB), Detroit Lions 1979-83, 1985-86; Kansas City Chiefs 1987

Marcell Harris (DB), San Francisco 49ers 2018-21; New York Jets 2022

Roy Harris (DT), Atlanta Falcons 1984-85; Tampa Bay Buccaneers 1987

Steven Harris (DT), Denver Broncos 2007

Jonotthan Harrison (OL), Indianapolis Colts 2014-16; New York Jets 2017-19; Atlanta Falcons 2022

Derrick Harvey (DE), Jacksonville Jaguars 2008-10; Denver Broncos 2011

Percy Harvin (WR), Minnesota Vikings 2009-12; Seattle Seahawks 2013-14; New York Jets 2014; Buffalo Bills 2015-16

CJ Henderson (CB), Jacksonville Jaguars 2020; Carolina Panthers 2021-22

Chas Henry (P), Philadelphia Eagles 2011-12

Joe Hergert (LB), Buffalo Bills 1960-61

Aaron Hernandez (TE), New England Patriots 2010-12

Bob Hewko (QB), Tampa Bay Buccaneers 1983

Reynaldo Hill (CB), Tennessee Titans 2005-08

Will Hill (S), New York Giants 2012-13; Baltimore Ravens 2014-15

Ike Hilliard (WR), New York Giants 1997-04; Tampa Bay Buccaneers 2005-08

Billy Hinson (OG), Atlanta Falcons 1986

Eric Hodges (WR), Kansas City Chiefs 1987

Jaye Howard (DT), Seattle Seahawks 2012; Kansas City Chiefs 2013-16

D.J. Humphries (OT), Arizona Cardinals 2015-22

Chuck Hunsinger (HB), Chicago Bears 1950-52

John Hunt (OG), Dallas Cowboys 1984; Tampa Bay Buccaneers 1987

Maurice Hurt (OG), Washington Redskins 2011-13

Scott Hutchinson (DE), Buffalo Bills 1978-80, 1983; Tampa Bay Buccaneers 1981

Cornelius Ingram (TE), Philadelphia Eagles 2009-10

Joey Iwie (DL), Kansas City Chiefs 2019

Chad Jackson (WR), New England Patriots 2006-08; Denver Broncos 2008

Darrell Jackson (WR), Seattle Seahawks 2000-06; San Francisco 49ers 2007; Denver Broncos 2008

Jack Jackson (WR), Chicago Bears 1995-96

Randy Jackson (T), Chicago Bears 1967-74

Terry Jackson (RB), San Francisco 49ers 1999-2005

Willie Jackson (WR), Dallas Cowboys 1994; Jacksonville Jaguars 1995-97; Cincinnati Bengals 1998-99; New Orleans Saints 2000-01; Atlanta Falcons/Washington Redskins 2002

Taylor Jacobs (WR), Washington Redskins 2003-05; San Francisco 49ers 2006; San Francisco 49ers/Denver Broncos 2007

Brandon James (WR), Indianapolis Colts 2010

John James (P), Atlanta Falcons 1972-81; Detroit Lions 1982; Houston Oilers 1982-84

Van Jefferson (WR), Los Angeles Rams 2020-22

Janoris Jenkins (DB), St. Louis Rams 2012-15; New York Giants 2016-19; New Orleans Saints, 2019

Jelani Jenkins (LB), Miami Dolphins 2013-16; Houston Texans 2017

Alonzo Johnson (LB), Philadelphia Eagles 1986-87

Doug Johnson (QB), Atlanta Falcons 2000-03; Tennessee Titans 2004; Cleveland Browns 2005; Cincinnati Bengals 2006

Ellis Johnson (DT), Indianapolis Colts 1995-2001; Atlanta Falcons 2002-03; Denver Broncos 2004

Fred Johnson (OG), Cincinnati Bengals 2019-21; Tampa Bay Buccaneers 2022

Todd Johnson (FS), Chicago Bears 2003-06; St. Louis Rams 2007-08; Buffalo Bills 2009

James Jones (FB), Detroit Lions 1983-88; Seattle Seahawks 1989-92

Matt Jones (RB), Washington Redskins 2015-16

Jimmy Jordan (RB), New Orleans Saints 1967

Vosean Joseph (LB), Buffalo Bills 2019

Jevon Kearse (DE), Tennessee Titans 1999-2003, 2008-09; Philadelphia Eagles 2004-07

Vince Kendrick (RB), Atlanta Falcons 1974; Tampa Bay Buccaneers 1976

Crawford Ker (OG), Dallas Cowboys 1985-90; Denver Broncos 1991

Kelvin Knight (WR), Green Bay Packers 2004; New England Patriots 2006

Erron Kinney (TE), Tennessee Titans 2000-06

Nick Klutka (E), Buffalo Bison 1946

Floyd Konesty (E), Cleveland Rams 1944-45; Baltimore Colts 1947

Mark Korff (LB), San Francisco 49ers 1987

Eric Kresser (QB), Cincinnati Bengals 1997-99

Tron LaFavor (DT), Chicago Bears 2003; Dallas Cowboys 2004

Frank Lasky (T), New York Giants 1964-65

Billy Latsko (RB), Carolina Panthers 2007; San Diego Chargers 2008-10

Burton Lawless (G), Dallas Cowboys 1975-79; Detroit Lions 1980; Miami Dolphins 1981

Terry LeCount (WR), San Francisco 49ers 1978-79; Minnesota Vikings 1979-84, 1987

Gene Lee (L), Boston Yanks 1946

Tony Lilly (S), Denver Broncos 1984-87

David Little (LB), Pittsburgh Steelers 1981-92

Tony Lomack (WR), Los Angeles Rams 1990; Phoenix Cardinals 1991

Buford Long (HB), New York Giants 1953-55

Anthone Lott (CB), Cincinnati Bengals 1997

Marquand Manuel (S), Cincinnati Bengals 2002-03; Seattle Seahawks 2004-05; Green Bay Packers 2006; Carolina Panthers 2007; Denver Broncos 2008; Detroit Lions 2009

Wilber Marshall (LB), Chicago Bears 1984-87; Washington Redskins 1988-92; Houston Oilers 1993; Arizona Cardinals 1994; New York Jets 1995

Ingle Martin (QB), Green Bay Packers 2006

Shane Matthews (QB), Chicago Bears 1993-96, 1999-2001; Carolina Panthers 1997-98; Washington Redskins 2002; Cincinnati Bengals 2003; Buffalo Bills 2004-05; Miami Dolphins 2006

Marcus Maye (DB), New York Jets 2017-21; New Orleans Saints 2022

Fred McCallister (LB), Tampa Bay Buccaneers 1987

Eugene McCaslin (LB), Green Bay Packers 2000

Tony McCoy (DT), Indianapolis Colts 1992-99; Arizona Cardinals 2000

Bobby McCray (DE), Jacksonville Jaguars 2004-07; New Orleans Saints 2008-09; Philadelphia Eagles 2010

Lerentee McCray (LB), Denver Broncos 2013-15; Buffalo Bills 2016; Jacksonville Jaguars 2017-21

Ray McDonald (DE), San Francisco 49ers 2007-14

Reggie McGrew (DT), San Francisco 49ers 1999-2001; Atlanta Falcons 2002

Lee McGriff (WR), Tampa Bay Buccaneers 1976

Travis McGriff (WR), Denver Broncos 1999-2001; Atlanta Falcons 2002

Vito McKeever (DB), Tampa Bay Buccaneers 1986-87

Henry McMillian (DT), Seattle Seahawks 1995-97

Dexter McNabb (FB), Green Bay Packers 1992-93

Evan McPherson (K), Cincinnati Bengals 2021-22

Darren Mickell (DE), Kansas City Chiefs 1992-95; New Orleans Saints 1996-97, 1999; San Diego Chargers 2000; Oakland Raiders 2001

Drew Miller (C), Jacksonville Jaguars 2008; St. Louis Rams 2011

Patrick Miller (LB), San Diego Chargers 1987-88

Ernie Mills (WR), Pittsburgh Steelers 1991-96; Carolina Panthers 1997; Dallas Cowboys 1998-99

Jeremy Mincey (DE), San Francisco 49ers/Jacksonville Jaguars 2006; Jacksonville Jaguars 2007-13; Denver Broncos 2013; Dallas Cowboys 2014-15

Clint Mitchell (DE), Denver Broncos 2003; Kansas City Chiefs 2006

Fondren Mitchell (HB), Miami Seahawks 1946

Jeff Mitchell (C), Baltimore Ravens 1998-2000; Carolina Panthers 2001-05

Alonzo Mitz (DE), Seattle Seahawks 1986-89; Cincinnati Bengals 1991-92

Kestahn Moore (RB), Kansas City Chiefs 2009

Nat Moore (WR), Miami Dolphins 1974-86

Antonio Morrison (LB), Indianapolis Colts 2016-17; Green Bay Packers 2018

Jarvis Moss (DE), Denver Broncos 2007-10; Oakland Raiders 2010-11

Mike Moten (DT), Arizona Cardinals 1998

Mike Mularkey (TE), Minnesota Vikings 1983-88; Pittsburgh Steelers 1989-91

Dennis Murphy (DT), Chicago Bears 1965

Louis Murphy (WR), Oakland Raiders 2009-11; Carolina Panthers 2012; New York Giants 2013; Tampa Bay Buccaneers 2014-15; San Francisco 49ers 2017

Tyler Murphy (WR), Pittsburgh Steelers 2015

Mark Murray (DL), Denver Broncos 1991

Godfrey Myles (LB), Dallas Cowboys 1991-96

Mike Nattiel (LB), Minnesota Vikings 2003-04

Ricky Nattiel (WR), Denver Broncos 1987-92

Frankie Neal (WR), Green Bay Packers 1987

Keanu Neal (S), Atlanta Falcons 2016-20; Dallas Cowboys 2021; Tampa Bay Buccaneers 2022

David Nelson (WR), Buffalo Bills 2010-12; New York Jets 2013; Pittsburgh Steelers 2015

ALL-TIME NFL PLAYERS

Reggie Nelson (FS), Jacksonville Jaguars 2007-09; Cincinnati Bengals 2010-15; Oakland Raiders 2016-18

Tim Newton (MG), Minnesota Vikings 1985-89; Tampa Bay Buccaneers 1990-91; Kansas City Chiefs 1993

Xavier Nixon (OL), Indianapolis Colts 2013-14

Jack O'Brien (E), Pittsburgh Steelers 1954-56

Jason Odom (OT), Tampa Bay Buccaneers 1996-99

Earl Okine (DL), Indianapolis Colts 2015

Louis Oliver (DB), Miami Dolphins 1989-93; Cincinnati Bengals 1994; Miami Dolphins 1995-96

Leon Orr (DL), Oakland Raiders 2015; Miami Dolphins 2016

Ralph Ortega (LB), Atlanta Falcons 1975-78; Miami Dolphins 1979-80

Jesse Palmer (QB), New York Giants 2001-04

Joel Parker (WR), New Orleans Saints 1974-75, 1977

Bernie Parrish (S), Cleveland Browns 1959-66; Houston Oilers 1966

Solomon Patton (WR), Tampa Bay Buccaneers 2014

Mike Pearson (OT), Jacksonville Jaguars 2002-05; Houston Texans 2006

Leon Pennington (LB), Tampa Bay Buccaneers 1987

La'Mical Perine (RB), New York Jets 2020-21

Anton Peters (T), Denver Broncos 1963

Mike Peterson (LB), Indianapolis Colts 1999-2002; Jacksonville Jaguars 2003-08; Atlanta Falcons 2009-12

Dameon Pierce (RB), Houston Texans 2022

Eddy Pineiro (K), Chicago Bears 2019-20; New York Jets 2021; Carolina Panthers 2022

Zach Piller (OG), Tennessee Titans 1999-2006

Brian Poole (CB), Atlanta Falcons 2016-18; New York Jets 2019-20

Jachai Polite (DL), Seattle Seahawks 2019; LA Rams 2019-20

David Posey (K), New England Patriots 1978

Maurkice Pouncey (C), Pittsburgh Steelers 2010-20

Mike Pouncey (C), Miami Dolphins 2011-17; Los Angeles Chargers 2018-20

Brandon Powell (WR), Detroit Lions 2018; Atlanta Falcons 2019-20; Los Angeles Rams 2021-22

Ronald Powell (LB), New Orleans Saints 2014; Tampa Bay Buccaneers 2015; Seattle Seahawks 2016

Kyle Pitts (TE), Atlanta Falcons 2021-22

Loucheiz Purifoy (CB), Indianapolis Colts 2014

Chris Rainey (RB), Pittsburgh Steelers 2012; Indianapolis Colts 2013

Keiwan Ratliff (CB), Cincinnati Bengals 2004-07, 2010; Tampa Bay Buccaneers 2007; Indianapolis Colts 2007-08; Pittsburgh Steelers 2009

John Reaves (QB), Philadelphia Eagles 1972-74; Cincinnati Bengals 1975-78; Minnesota Vikings 1979; Houston Oilers 1981; Tampa Bay Buccaneers 1987

Jordan Reed (TE), Washington Redskins 2013-19; San Francisco 49ers 2020

Larry Rentz (WR), San Diego Chargers 1969

Errict Rhett (RB), Tampa Bay Buccaneers 1994-97; Baltimore Ravens 1998-99; Cleveland Browns 2000

Huey Richardson (LB), Pittsburgh Steelers 1991; New York Jets/Washington Redskins 1992

Cody Riggs (DB), Tennessee Titans 2015

Marcus Roberson (CB), St. Louis Rams 2014-15; Buffalo Bills 2016

Demarcus Robinson (WR), Kansas City Chiefs 2016-21; Baltimore Ravens 2022

Ed Robinson (ILB), Pittsburgh Steelers 1994

Johnny Rutledge (LB), Arizona Cardinals 1999-2002

Jordan Scarlett (RB), Carolina Panthers 2019

Guss Scott (DB), New England Patriots 2004-05; Seattle Seahawks 2006

Ian Scott (DT), Chicago Bears 2003-06; San Diego Chargers 2008-09

David Sharpe (OL), Oakland Raiders 2017-19; Washington Football Team 2020

Lito Sheppard (CB), Philadelphia Eagles 2002-08; New York Jets 2009; Minnesota Vikings 2010; Oakland Raiders 2011

Ian Silberman (OL), San Francisco 49ers 2015

Brandon Siler (LB), San Diego Chargers 2007-10; Kansas City Chiefs 2011-12

Stacey Simmons (WR), Indianapolis Colts 1990

Jackie Simpson (DB), Baltimore Colts 1958-60; Pittsburgh Steelers 1961-62

T.J. Slaton (DL), Green Bay Packers 2021-22

O.J. Small (WR), Tennessee Titans 2005

Cedric Smith (FB), Minnesota Vikings 1990; New Orleans Saints 1991; Washington Redskins 1994-95; Arizona Cardinals 1996-98

Emmitt Smith (RB), Dallas Cowboys 1990-2002; Arizona Cardinals 2003-04

Larry Smith (RB), Los Angeles Rams 1969-73; Washington Redskins 1974

Del Speer (DB), Cleveland Browns 1993-94; Seattle Seahawks 1994

Jimmy Spencer (DB), New Orleans Saints 1992-95; Cincinnati Bengals 1996-97; San Diego Chargers 1998-99; Denver Broncos 2000-03

Brandon Spikes (LB), New England Patriots 2010-13; Buffalo Bills 2014, 2016

Steve Spurrier (QB), San Francisco 49ers 1967-75; Tampa Bay Buccaneers 1976

Max Starks (OT), Pittsburgh Steelers 2004-12; St. Louis Rams 2013

Bruce Starling (DB), Denver Broncos 1963

Kay Stephenson (QB), San Diego Chargers 1967; Buffalo Bills 1968

Caleb Sturgis (K), Miami Dolphins 2013-14; Philadelphia Eagles 2015-17; Los Angeles Chargers 2018

Freddie Swain (WR), Seattle Seahawks 2020-22

John Symank (DB), Green Bay Packers 1957-62; St. Louis Cardinals 1963

Steve Tannen (DB), New York Jets 1970-74

Jalen "Teez" Tabor (DB), Detroit Lions 2017-18, Chicago Bears 2020-21; Seattle Seahawks 2022

Fred Taylor (RB), Jacksonville Jaguars 1998-2008; New England Patriots 2009-10

Jawaan Taylor (OL), Jacksonville Jaguars 2019-22

Travis Taylor (WR), Baltimore Ravens 2000-04; Minnesota Vikings 2005-06; Oakland Raiders/St. Louis Rams/Carolina Panthers 2007; Detroit Lions 2008

Tim Tebow (QB), Denver Broncos 2010-11; New York Jets 2012

Marcus Thomas (DT), Denver Broncos 2007-11

Chris Thompson (WR), Houston Texans 2017

Deonte Thompson (WR), Baltimore Ravens 2012-14; Buffalo Bills 2014; Chicago Bears 2015-16; Buffalo Bills 2017, Dallas Cowboys 2018

Ron Tilton (OG), Washington Redskins 1986

Kadarius Toney (WR), New York Giants 2021-22; Kansas City Chiefs 2022

Tommy Townsend (P), Kansas City Chiefs 2020-22

Johnny Townsend (P), Oakland Raiders 2018, Baltimore Ravens 2020

Allen Trammell (DB), Houston Oilers 1966

Richard Trapp (WR), Buffalo Bills 1968; San Diego Chargers 1969; New York Jets 1970; Philadelphia Eagles 1971-72

Kyle Trask (QB), Tampa Bay Buccaneers 2021-22

Justin Trattou (DE), New York Giants 2011-13; Minnesota Vikings 2013-16

Phil Trautwein (OT), St. Louis Rams/Cleveland Browns 2009

Scott Trimble (OT), San Diego Chargers 1985

Ben Troupe (TE), Tennessee Titans 2004-07; Tampa Bay Buccaneers 2008; Oakland Raiders 2008

Harmon Wages (RB), Atlanta Falcons 1968-71, 1973

Aaron Walker (TE), San Francisco 49ers 2003-04; St. Louis Rams 2005-07

Kenyatta Walker (OT), Tampa Bay Buccaneers 2001-06

Gerard Warren (DT), Cleveland Browns 2001-04; Denver Broncos 2005-06; Oakland Raiders 2007-09; New England Patriots 2010-11

Tavares Washington (OT), San Francisco 49ers 2006

Dale Waters (E), Washington Redskins 1932-33

Jaylen Watkins (CB), Philadelphia Eagles 2014-17; Los Angeles Chargers 2018-20

Fred Weary (DB), New Orleans Saints 1998-2001; Atlanta Falcons 2002; St. Louis Rams 2003

Dee Webb (CB), Jacksonville Jaguars 2006

Tevin Westbrook (TE), Tampa Bay Buccaneers 2015

Rhondy Weston (DT), Tampa Bay Buccaneers 1989; Cleveland Browns 1991

Adrian White (DB), New York Giants 1987-91; Green Bay Packers 1992; New England Patriots 1993

Jack White (T), Philadelphia Eagles 1945

Broughton Williams (T), Chicago Bears 1947

Cy Williams (T), Staten Island Stapletons 1929-30; Brooklyn Dodgers 1932

David Williams (OT), Houston Oilers 1989-95; New York Jets 1996-97

Elijah Williams (DB), Atlanta Falcons 1998-2001

Jarvis Williams (DB), Miami Dolphins 1988-93; New York Giants 1994

John L. Williams (FB), Seattle Seahawks 1986-93; Pittsburgh Steelers 1994-95

Marco Wilson (CB), Arizona Cardinals 2021-22

Quincy Wilson (DB), Indianapolis Colts 2017-19; New York Giants 2020

Lawrence Wright (S), Cincinnati Bengals 1997, 1999

Major Wright (S), Chicago Bears 2010-13; Tampa Bay Buccaneers 2014-16

Danny Wuerffel (QB), New Orleans Saints 1997-99; Green Bay Packers 2000; Chicago Bears 2001; Washington Redskins 2002

DeShawn Wynn (RB), Green Bay Packers 2007-09; New Orleans Saints 2010

Jim Yarbrough (T), Detroit Lions 1969-77

Jim Yeats (TE), Houston Oilers 1960

Tyrone Young (WR), New Orleans Saints 1983-84

Jack Youngblood (DE), Los Angeles Rams 1971-84

Jeff Zimmerman (OG), Dallas Cowboys 1987-90

Jabari Zuniga (DE), New York Jets 2020-21

GATORS IN THE SUPER BOWL

70 Players, 82 Appearances - Gators have been a part of 25 Super Bowl-winning teams

Super Bowl I (1967)	GREEN BAY: Don Chandler (P)
Super Bowl II (1968)	GREEN BAY: Don Chandler (P)
Super Bowl X (1976)	Dallas: Burton Lawless* (G)
Super Bowl XII (1978)	DALLAS: Larry Brinson (RB), Burton Lawless (G)
Super Bowl XIII (1979)	Dallas: Larry Brinson (RB), Burton Lawless (G)
Super Bowl XIV (1980)	Los Angeles Rams: Jack Youngblood* (DE)
Super Bowl XVI (1982)	Cincinnati: Glenn Cameron* (LB), Cris Collinsworth* (WR)
Super Bowl XVII (1983)	Miami: Nat Moore (WR)
Super Bowl XIX (1985)	Miami: Nat Moore (WR)
Super Bowl XX (1986)	CHICAGO: Wilber Marshall* (LB)
Super Bowl XXI (1987)	Denver: Tony Lilly (FS), Ricky Nattiel (WR)
Super Bowl XXII (1988)	Denver: Tony Lilly* (FS), Ricky Nattiel* (WR)
Super Bowl XXIII (1989)	Cincinnati: Cris Collinsworth (WR)
Super Bowl XXVI (1992)	WASHINGTON: Wilber Marshall* (LB)
Super Bowl XXVII (1993)	DALLAS: Emmitt Smith* (RB), Godfrey Myles (LB)
Super Bowl XXVIII (1994)	DALLAS: Emmitt Smith* (RB), Godfrey Myles (LB)
Super Bowl XXX (1996)	Pittsburgh: John L Williams* (RB), Ernie Mills* (WR) DALLAS: Emmitt Smith* (RB), Godfrey Myles (LB)
Super Bowl XXXIII (1999)	Atlanta: Elijah Williams (DB)
Super Bowl XXXIV (2000)	Tennessee: Jevon Kearse* (DE), Zach Piller (OG) ST. LOUIS: Kevin Carter* (DE)
Super Bowl XXXV (2001)	New York Giants: Lomas Brown* (OT), Ike Hilliard* (WR) BALTIMORE: Jeff Mitchell* (C)
Super Bowl XXXVII (2003)	Oakland: Mo Collins* (OG) TAMPA BAY: Kenyatta Walker* (OT), Lomas Brown (OT)
Super Bowl XXXVIII (2004)	Carolina: Jeff Mitchell* (C)
Super Bowl XXXIX (2005)	Philadelphia: Lito Sheppard* (CB), Jevon Kearse* (DE) NEW ENGLAND: Guss Scott (S, Injured Reserve)
Super Bowl XL (2006)	Seattle: Darrell Jackson* (WR), Marquand Manuel* (S) PITTSBURGH: Max Starks* (OT)

Super Bowl XLI (2007)	Chicago: Alex Brown* (DE), Rex Grossman* (QB), Todd Johnson (S), Ian Scott* (DT)
Super Bowl XLII (2008)	New England: Jabar Gaffney (WR), Chad Jackson (WR)
Super Bowl XLIII (2009)	PITTSBURGH: Dallas Baker (WR), Max Starks* (OT)
Super Bowl XIV (2010)	NEW ORLEANS: Bobby McCray* (DE)
Super Bowl XLV (2011)	Pittsburgh: Maurkice Pouncey (C), Max Starks (OT) (both were injured and unable to play)
Super Bowl XLVI (2012)	New England: Brandon Spikes* (LB), Aaron Hernandez (TE), Gerard Warren (DT), Jermaine Cunningham (LB, injured reserve) NEW YORK GIANTS: Justin Trattout (DE, inactive)
Super Bowl XLVII (2013)	BALTIMORE: Deonte Thompson (WR, inactive) San Francisco: Ray McDonald* (DT)
Super Bowl XLVIII (2014)	SEATTLE: Percy Harvin (WR) Denver: Andre Caldwell (WR), Jeremy Mincey (DL), Lerentee McCray (LB - injured reserve)
Super Bowl XLIX (2015)	NEW ENGLAND: Dominique Easley (DT - injured reserve)
Super Bowl 50 (2016)	DENVER: Andre Caldwell (WR), Max Garcia (OL), Lerentee McCray (LB)
Super Bowl LI (2017)	Atlanta: Keanu Neal (S), Brian Poole (CB)
Super Bowl LII (2018)	PHILADELPHIA: Trey Burton (TE), Jaylen Watkins (DB), Caleb Sturgis (K) New England: Mike Gillislee (RB - injured reserve)
Super Bowl LII (2019)	NEW ENGLAND: Trent Brown (OT), Duke Dawson (DB, Inactive) Los Angeles Rams: Dante Fowler (DE), Dominique Easley (DT - injured reserve)
Super Bowl LIV (2020)	San Francisco: Marcell Harris (S) KANSAS CITY: Demarcus Robinson (WR)
Super Bowl LV (2021)	Kansas City: Demarcus Robinson (WR), Tommy Townsend (P)
Super Bowl LVI (2022)	Cincinnati Bengals: Evan McPherson (K), Fred Johnson (OL, Inactive), Vernon Hargreaves III (CB, Inactive) LOS ANGELES RAMS: Van Jefferson (WR), Brandon Powell (WR)
Super Bowl LVII (2023)	KANSAS CITY: Carlos Dunlap (DE), Kadarius Toney (WR), Tommy Townsend (P) Philadelphia: C.J. Gardner-Johnson

GATORS IN THE PRO BOWL (29 players, 75 appearances)

Neal Anderson, RB	Chicago Bears (1988-89-90-91)	Percy Harvin, WR	Minnesota Vikings (2009)	Kyle Pitts, TE	Atlanta Falcons (2022)
Trace Armstrong, DE	Miami Dolphins (2000)	John James, P	Atlanta Falcons (1975-76-77)	Jordan Reed, TE	Washington Redskins (2016)
Lomas Brown, OT	Detroit Lions (1990-91-92-93-94-95)	Janoris Jenkins, DB	New York Giants (2016)	Lito Sheppard, DB	Philadelphia Eagles (2004-06)
	Arizona Cardinals (1996)	Jevon Kearse, DE	Tennessee Titans (1999-2000-01)	Emmitt Smith, RB	Dallas Cowboys (1990-91-92-93-94-95-98-99)
Kevin Carter, DE	Rams (1999); Titans (2002)	David Little, LB	Pittsburgh Steelers (1990)	Fred Taylor, RB	Jacksonville Jaguars (2007)
Wes Chandler, WR	Saints (1979); Chargers (1982-83-85)	Wilber Marshall, LB	Bears (1986-87); Redskins (1992)	Tommy Townsend	Kansas City Chiefs (2023)
Cris Collinsworth, WR	Cincinnati Bengals (1981-82-83)	Nat Moore, WR	Miami Dolphins (1977)	John L. Williams, FB	Seattle Seahawks (1990-91)
Carlos Dunlap, DE	Cincinnati Bengals (2015-16)	Keanu Neal, S	Atlanta Falcons (2017)	Jack Youngblood, DE	Los Angeles Rams (1973-74-75-76-77-78-79)
Bobby Joe Green, P	Chicago Bears (1970)	Reggie Nelson, S	Bengals (2015); Raiders (2016)		
Tony Green, KR	Washington Redskins (1978)	Maurkice Pouncey, C	Pittsburgh Steelers (2010-11-12-14-18)		
Joe Haden, CB	Cleveland Browns (2013-14)	Mike Pouncey, C	Miami Dolphins (2013-15)		
	Pittsburgh Steelers (2019)		Los Angeles Chargers (2018)		

GATORS DRAFTED BY NFL FRANCHISE

Picks	Team	Picks	Team	Selections Made By Defunct Franchises	
24	Pittsburgh Steelers	11	Arizona / Phoenix Cardinals	2	Boston Yanks
23	Chicago Bears	11	Tampa Bay Buccaneers	1	Brooklyn Dodgers
19	San Francisco 49ers	11	Seattle Seahawks	1	*New York Yankees
18	Denver Broncos	11	Buffalo Bills		
18	New York Giants	10	New Orleans Saints		
16	Indianapolis / Baltimore Colts	10	Atlanta Falcons		
15	Dallas Cowboys	10	Cincinnati Bengals		
14	Miami Dolphins	10	Oakland / Las Vegas Raiders		
14	New England Patriots	9	Detroit Lions		
14	Philadelphia Eagles	9	Los Angeles / San Diego Chargers		
13	Washington Redskins	9	Tennessee Titans / Houston Oilers		
13	Jacksonville Jaguars	8	Kansas City Chiefs		
12	Los Angeles / St. Louis Rams	4	Baltimore Ravens		
12	Green Bay Packers	3	Houston Texans		
11	Cleveland Browns	1	Carolina Panthers		
11	Minnesota Vikings				
11	New York Jets	383	Gators Drafted by Current Franchises		

Selections Made By Defunct Franchises

2	Boston Yanks
1	Brooklyn Dodgers
1	*New York Yankees

4 Total Gators Drafted by Defunct NFL Franchises

387 Total Gators Drafted in History

*The Yankees were a member of the All-American Football Conference that merged with the NFL in 1950. A separate AAFC draft was held from 1947-49.

GATORS DRAFTED BY DECADE

2020s		2000s		1980s		1960s		1940s	
Year	Picks	Year	Picks	Year	Picks	Year	Picks	Year	Picks
2023	6	2009	3	1989	4	1969	4	1949	0
2022	3	2008	2	1988	4	1968	1	1948	2 (+ 1 AAFC)
2021	8	2007	9	1987	6	1967	4	1947	0
2020	7	2006	3	1986	7	1966	4 (+3 AFL)	1946	3
TOTAL	24	2005	3	1985	6	1965	5 (+1 AFL)	1945	3
		2004	5	1984	4	1964	3 (+1 AFL)	1944	0
		2003	8	1983	4	1963	6 (+3 AFL)	1943	4
		2002	8	1982	3	1962	2 (+5 AFL)	1942	1
		2001	4	1981	4	1961	2 (+2 AFL)	1941	1
		2000	5	1980	1	1960	3 (+6 AFL)	1940	1
		TOTAL	50	TOTAL	43	TOTAL	34 (+ 21 AFL)	TOTAL	15 (+1 AAFC)
2010s		1990s		1970s		1950s		1930s	
Year	Picks	Year	Picks	Year	Picks	Year	Picks	Year	Picks
2019	5	1999	8	1979	2	1959	5	1939	0
2018	5	1998	5	1978	10	1958	6	1938	1
2017	8	1997	4	1977	4	1957	7	1937	0
2016	7	1996	6	1976	8	1956	6	1936	0
2015	8	1995	4	1975	4	1955	4	TOTAL	1
2014	4	1994	5	1974	5	1954	5		
2013	8	1993	2	1973	2	1953	5		
2012	2	1992	9	1972	4	1952	2		
2011	4	1991	5	1971	1	1951	0		
2010	9	1990	4	1970	2	1950	4		
TOTAL	60	TOTAL	52	TOTAL	42	TOTAL	44		

PLAYERS DECLARING EARLY

2023 (2)

Anthony Richardson
Gervon Dexter Sr.

2022 (1)

Kaiir Elam

2021 (2)

Kyle Pitts
Evan McPherson

2020 (1)

CJ Henderson

2019 (5)

Chauncey Gardner-Johnson
Vosean Joseph
Jachai Polite
Jordan Scarlett
Jawaan Taylor

2018 (4)

Taven Bryan
Antonio Callaway
Marcell Harris
Eddy Pineiro

2017 (5)

Alex Anzalone
Caleb Brantley
David Sharpe
Teez Tabor
Quincy Wilson

2016 (5)

Vernon Hargreaves III
Alex McCalister
Keanu Neal
Demarcus Robinson
Kelvin Taylor

2015 (4)

Dante Fowler, Jr.
D.J. Humphries
Matt Jones
Tyler Moore

2014 (3)

Ronald Powell
Loucheiz Purifoy
Marcus Roberson

2013 (4)

Matt Elam
Sharrif Floyd
Jelani Jenkins
Jordan Reed

2011 (1)

Will Hill

2010 (5)

Carlos Dunlap
Joe Haden
Aaron Hernandez
Maurkice Pouncey
Major Wright

2009 (1)

Percy Harvin

2008 (1)

Derrick Harvey

2007 (4)

Jarvis Moss
Reggie Nelson
Brandon Siler
Ryan Smith

2006 (1)

Chad Jackson

2005 (2)

Channing Crowder
Ciatrick Fason

2003 (5)

Rex Grossman
Taylor Jacobs
Clint Mitchell
Mike Nattiel
Ian Scott

2002 (4)

Reche Caldwell
Jabar Gaffney
Mike Pearson
Lito Sheppard

2001 (3)

John Capel
Kenyatta Walker
Gerard Warren

2000 (2)

Travis Taylor
Darrell Jackson

1999 (2)

Jevon Kearse
Reggie McGrew

1998 (2)

Mo Collins
Jacquez Green

1997 (2)

Ike Hilliard
Reidel Anthony

1995 (1)

Jack Jackson

1994 (1)

Darren Mickell

1990 (1)

Emmitt Smith

FIRST ROUND DRAFT PICKS

1945 RB Paul Duhart by the Pittsburgh Steelers <i>2nd pick overall</i>	1991 DE Huey Richardson by the Pittsburgh Steelers <i>15th pick overall</i>	2011 OL Mike Pouncey by the Miami Dolphins <i>15th pick overall</i>
1950 RB Chuck Hunsinger by the Chicago Bears <i>2nd pick overall</i>	1995 DE Kevin Carter by the St. Louis Rams <i>6th pick overall</i>	2013 DT Sharrif Floyd by the Minnesota Vikings <i>23rd pick overall</i>
1967 QB Steve Spurrier by the San Francisco 49ers <i>3rd pick overall</i>	DT Ellis Johnson by the Indianapolis Colts <i>15th pick overall</i>	DB Matt Elam by the Baltimore Ravens <i>32nd pick overall</i>
1969 RB Larry Smith by the Los Angeles Rams <i>8th pick overall</i>	1997 WR Ike Hilliard by the New York Giants <i>7th pick overall</i>	2014 DT Dominique Easley by the New England Patriots <i>29th pick overall</i>
1970 DB Steve Tannen by the New York Jets <i>20th pick overall</i>	WR Reidel Anthony by the Tampa Bay Bucs <i>16th pick overall</i>	2015 LB Dante Fowler Jr. by the Jacksonville Jaguars <i>3rd pick overall</i>
1971 DE Jack Youngblood by the Los Angeles Rams <i>20th pick overall</i>	1998 RB Fred Taylor by the Jacksonville Jaguars <i>9th pick overall</i>	OL D.J. Humphries by the Arizona Cardinals <i>24th pick overall</i>
1972 QB John Reaves by the Philadelphia Eagles <i>14th pick overall</i>	OT Mo Collins by the Oakland Raiders <i>23rd pick overall</i>	2016 CB Vernon Hargreaves III by the Tampa Bay Bucs <i>11th pick overall</i>
1975 LB Glenn Cameron by the Cincinnati Bengals <i>14th pick overall</i>	1999 LB Jevon Kearse by the Tennessee Titans <i>16th pick overall</i>	S Keanu Neal by the Atlanta Falcons <i>17th pick overall</i>
1978 WR Wes Chandler by the New Orleans Saints <i>3rd pick overall</i>	DT Reggie McGrew by the San Francisco 49ers <i>24th pick overall</i>	2017 LB Jarrad Davis by the Detroit Lions <i>21st pick overall</i>
1983 FB James Jones by the Detroit Lions <i>13th pick overall</i>	2000 WR Travis Taylor by the Baltimore Ravens <i>10th pick overall</i>	2018 DL Taven Bryan by the Jacksonville Jaguars <i>29th pick overall</i>
1984 LB Wilber Marshall by the Chicago Bears <i>11th pick overall</i>	2001 DT Gerard Warren by the Cleveland Browns <i>3rd pick overall</i>	2020 DB CJ Henderson by the Jacksonville Jaguars <i>9th pick overall</i>
1985 OT Lomas Brown by the Detroit Lions <i>6th pick overall</i>	OT Kenyatta Walker by the Tampa Bay Bucs <i>14th pick overall</i>	2021 TE Kyle Pitts by the Atlanta Falcons <i>4th pick overall</i>
RB Lorenzo Hampton by the Miami Dolphins <i>27th pick overall</i>	2002 DB Lito Sheppard by the Philadelphia Eagles <i>26th pick overall</i>	WR Kadarius Toney by the New York Giants <i>20th pick overall</i>
1986 FB John L. Williams by the Seattle Seahawks <i>15th pick overall</i>	2003 QB Rex Grossman by the Chicago Bears <i>22nd pick overall</i>	2022 CB Kaiir Elam by the Buffalo Bills <i>23rd pick overall</i>
RB Neal Anderson by the Chicago Bears <i>28th pick overall</i>	2007 DE Jarvis Moss by the Denver Broncos <i>17th pick overall</i>	2023 QB Anthony Richardson by the Indianapolis Colts <i>4th pick overall</i>
1987 WR Ricky Nattiel by the Denver Broncos <i>27th pick overall</i>	S Reggie Nelson by the Jacksonville Jaguars <i>21st pick overall</i>	
1988 LB Clifford Charlton by the Cleveland Browns <i>21st pick overall</i>	2008 DE Derrick Harvey by the Jacksonville Jaguars <i>8th pick overall</i>	
1989 DT Trace Armstrong by the Chicago Bears <i>12th pick overall</i>	2009 WR Percy Harvin by the Minnesota Vikings <i>22nd pick overall</i>	
OT David Williams by the Houston Oilers <i>23rd pick overall</i>	2010 CB Joe Haden by the Cleveland Browns <i>7th pick overall</i>	
DB Louis Oliver by the Miami Dolphins <i>25th pick overall</i>	C Maurkice Pouncey by the Pittsburgh Steelers <i>18th pick overall</i>	
1990 RB Emmitt Smith by the Dallas Cowboys <i>17th pick overall</i>	QB Tim Tebow by the Denver Broncos <i>25th pick overall</i>	

FIRST ROUND PICKS SINCE 1967

1.	Ohio State	77
2.	USC	74
3.	Alabama	69
4.	Miami (FL)	62
5.	Florida	55
6.	Florida State	46
7.	Notre Dame	45

ALL-TIME DRAFT PICKS

2023

Rd. (Overall)	Name	Pos.	Team
1 (4th)	Anthony Richardson	QB	Indianapolis Colts
2 (53rd)	Gervon Dexter Sr.	DL	Chicago Bears
2 (59th)	O'Cyrus Torrence	G	Buffalo Bills
4 (121st)	Ventrell Miller	LB	Jacksonville Jaguars
5 (150th)	Justin Shorter	WR	Buffalo Bills
6 (203rd)	Amari Burney	LB	Las Vegas Raiders

2022

Rd. (Overall)	Name	Pos.	Team
1 (23rd)	Kaiie Elam	CB	Buffalo Bills
3 (95th)	Zachary Carter	DL	Cincinnati Bengals
4 (107th)	Dameon Pierce	RB	Houston Texans

2021

Rd. (Overall)	Name	Pos.	Team
1 (4th)	Kyle Pitts	TE	Atlanta Falcons
1 (20th)	Kadarius Toney	WR	New York Giants
2 (64th)	Kyle Trask	QB	Tampa Bay Buccaneers
4 (136th)	Marco Wilson	CB	Arizona Cardinals
5 (149th)	Evan McPherson	K	Cincinnati Bengals
5 (165th)	Shawn Davis	S	Indianapolis Colts
5 (173th)	T.J. Slaton	DL	Green Bay Packers
6 (208th)	Stone Forsythe	OL	Seattle Seahawks

2020

Rd. (Overall)	Name	Pos.	Team
1 (9th)	CJ Henderson	DB	Jacksonville Jaguars
2 (57th)	Van Jefferson	WR	Los Angeles Rams
3 (79th)	Jabari Zuniga	DL	New York Jets
3 (90th)	Jonathan Greenard	LB	Houston Texans
4 (120th)	Lamical Perine	RB	New York Jets
6 (214th)	Freddie Swain	WR	Seattle Seahawks
7 (252th)	Tyrie Cleveland	WR	Denver Broncos

2019

Rd. (Overall)	Name	Pos.	Team
2 (35th)	Jawaan Taylor	OL	Jacksonville Jaguars
3 (68th)	Jachai Polite	DL	New York Jets
4 (105th)	Chauncey Gardner-Johnson	DB	New Orleans Saints
5 (147th)	Vosean Joseph	LB	Buffalo Bills
5 (154th)	Jordan Scarlett	RB	Carolina Panthers

2018

Rd. (Overall)	Name	Pos.	Team
1 (29th)	Taven Bryan	DL	Jacksonville Jaguars
2 (56th)	Duke Dawson	DB	New England Patriots
4 (105th)	Antonio Callaway	WR	Cleveland Browns
5 (173rd)	Johnny Townsend	P	Oakland Raiders
6 (184th)	Marcell Harris	DB	San Francisco 49ers

2017

Rd. (Overall)	Name	Pos.	Team
1 (21st)	Jarrad Davis	LB	Detroit Lions
2 (39th)	Marcus Maye	S	New York Jets
2 (46th)	Quincy Wilson	CB	Indianapolis Colts
2 (53rd)	Teez Tabor	CB	Detroit Lions
3 (76th)	Alex Anzalone	LB	New Orleans Saints
4 (129th)	David Sharpe	OL	Oakland Raiders
6 (185th)	Caleb Brantley	DT	Cleveland Browns
7 (228th)	Joey Ivie	DT	Dallas Cowboys

2016

Rd. (Overall)	Name	Pos.	Team
1 (11th)	Vernon Hargreaves III	CB	Tampa Bay Buccaneers
1 (17th)	Keanu Neal	S	Atlanta Falcons
3 (72nd)	Jonathan Bullard	DL	Chicago Bears
4 (125th)	Antonio Morrison	LB	Indianapolis Colts
4 (126th)	Demarcus Robinson	WR	Kansas City Chiefs
6 (211th)	Kelvin Taylor	RB	San Francisco 49ers
7 (240th)	Alex McCalister	DE	Philadelphia Eagles

2015

Rd. (Overall)	Name	Pos.	Team
1 (3rd)	Dante Fowler Jr.	LB/DE	Jacksonville Jaguars
1 (24th)	D.J. Humphries	OT	Arizona Cardinals
3 (91st)	Chaz Green	OT	Dallas Cowboys
3 (95th)	Matt Jones	RB	Washington Redskins
4 (133rd)	Max Garcia	C/OG	Denver Broncos
5 (161st)	Neiron Ball	LB	Oakland Raiders
7 (221st)	Andre Debose	WR/KR	Oakland Raiders
7 (244th)	Trenton Brown	OT	San Francisco 49ers

2014

Rd. (Overall)	Name	Pos.	Team
1 (29th)	Dominique Easley	DT	New England Patriots
4 (101st)	Jaylen Watkins	CB	Philadelphia Eagles
5 (169th)	Ronald Powell	LB	New Orleans Saints
6 (179th)	Jon Halapio	OG	New England Patriots

2013

Rd. (Overall)	Name	Pos.	Team
1 (23rd)	Sharrif Floyd	DT	Minnesota Vikings
1 (32nd)	Matt Elam	S	Baltimore Ravens
2 (50th)	Jon Bostic	LB	Chicago Bears
3 (85th)	Jordan Reed	TE	Washington Redskins
4 (104th)	Jelani Jenkins	LB	Miami Dolphins
5 (164th)	Mike Gillislee	RB	Miami Dolphins
5 (166th)	Caleb Sturgis	K	Miami Dolphins
6 (169th)	Josh Evans	S	Jacksonville Jaguars

2012

Rd. (Overall)	Name	Pos.	Team
4 (114th)	Jaye Howard	DT	Seattle Seahawks
5 (159th)	Chris Rainey	RB	Pittsburgh Steelers

2011

Rd. (Overall)	Name	Pos.	Team
1 (15th)	Mike Pouncey	OL	Miami Dolphins
2 (63rd)	Marcus Gilbert	OT	Pittsburgh Steelers
5 (151st)	Ahmad Black	S	Tampa Bay Buccaneers
7 (217th)	Maurice Hurt	G	Washington Redskins

2010

Rd. (Overall)	Name	Pos.	Team
1 (7th)	Joe Haden	CB	Cleveland Browns
1 (18th)	Maurkice Pouncey	C	Pittsburgh Steelers
1 (25th)	Tim Tebow	QB	Denver Broncos
2 (53rd)	Jermaine Cunningham	DE	New England Patriots
2 (54th)	Carlos Dunlap	DE	Cincinnati Bengals
2 (62nd)	Brandon Spikes	LB	New England Patriots
3 (75th)	Major Wright	S	Chicago Bears
4 (113th)	Aaron Hernandez	TE	New England Patriots
5 (159th)	Riley Cooper	WR	Philadelphia Eagles

2009

Rd. (Overall)	Name	Pos.	Team
1 (22nd)	Percy Harvin	WR/RB	Minnesota Vikings
4 (124th)	Louis Murphy	WR	Oakland Raiders
5 (153rd)	Cornelius Ingram	TE	Philadelphia Eagles

2008

Rd. (Overall)	Name	Pos.	Team
1 (8th)	Derrick Harvey	DE	Jacksonville Jaguars
3 (97th)	Andre Caldwell	WR	Cincinnati Bengals

2007

Rd. (Overall)	Name	Pos.	Team
1 (17th)	Jarvis Moss	DE	Denver Broncos
1 (21st)	Reggie Nelson	S	Jacksonville Jaguars
3 (97th)	Ray McDonald	DE	San Francisco 49ers
4 (135th)	Joe Cohen	DE	San Francisco 49ers
4 (121st)	Marcus Thomas	DT	Denver Broncos
6 (206th)	Ryan Smith	CB	Tennessee Titans
7 (227th)	Dallas Baker	WR	Pittsburgh Steelers
7 (228th)	DeShawn Wynn	RB	Green Bay Packers
7 (240th)	Brandon Siler	LB	San Diego Chargers

2006

2	(36th)	Chad Jackson	WR	New England Patriots
6	(191st)	Jeremy Mincey	DE	New England Patriots
7	(236th)	Dee Webb	DB	Jacksonville Jaguars

2005

3	(70th)	Channing Crowder	LB	Miami Dolphins
4	(112th)	Ciatrick Fason	TB	Minnesota Vikings
7	(218th)	Reynaldo Hill	DB	Tennessee Titans

2004

2	(40th)	Ben Troupe	TE	Tennessee Titans
2	(49th)	Keiwan Ratliff	DB	Cincinnati Bengals
3	(75th)	Max Starks	OT	Pittsburgh Steelers
3	(95th)	Guss Scott	SS	New England Patriots
7	(249th)	Bobby McCray	DE	Jacksonville Jaguars

2003

1	(22nd)	Rex Grossman	QB	Chicago Bears
2	(44th)	Taylor Jacobs	WR	Washington Redskins
4	(100th)	Todd Johnson	FS	Chicago Bears
4	(116th)	Ian Scott	DT	Chicago Bears
5	(161st)	Aaron Walker	TE	San Francisco 49ers
5	(171st)	Tron LaFavor	DT	Chicago Bears
6	(190th)	Mike Nattiel	LB	Minnesota Vikings
7	(227th)	Clint Mitchell	DE	Denver Broncos

2002

1	(26th)	Lito Sheppard	CB	Philadelphia Eagles
2	(33rd)	Jabar Gaffney	WR	Houston Texans
2	(40th)	Mike Pearson	OT	Jacksonville Jaguars
2	(48th)	Reche Caldwell	WR	San Diego Chargers
4	(102nd)	Jeff Chandler	PK	San Francisco 49ers
4	(104th)	Alex Brown	DE	Chicago Bears
5	(141st)	Andra Davis	LB	Cleveland Browns
6	(181st)	Marquand Manuel	SS	Cincinnati Bengals

2001

Rd.	(Overall)	Name	Pos.	Team
1	(3rd)	Gerard Warren	DT	Cleveland Browns
1	(14th)	Kenyatta Walker	OT	Tampa Bay Buccaneers
4	(125th)	Jesse Palmer	QB	New York Giants
7	(208th)	John Capel	WR	Chicago Bears

2000

1	(10th)	Travis Taylor	WR	Baltimore Ravens
3	(68th)	Erron Kinney	TE	Tennessee Titans
3	(80th)	Darrell Jackson	WR	Seattle Seahawks
4	(112th)	Cooper Carlisle	G	Denver Broncos
7	(249th)	Eugene McCaslin	LB	Green Bay Packers

1999

1	(16th)	Jevon Kearse	LB	Tennessee Titans
1	(24th)	Reggie McGrew	DT	San Francisco 49ers
2	36th)	Mike Peterson	LB	Indianapolis Colts
2	(51st)	Johnny Rutledge	LB	Arizona Cardinals
3	(81st)	Zach Piller	OT	Tennessee Titans
3	(91st)	Tony George	DB	New England Patriots
3	(93rd)	Travis McGriff	WR	Denver Broncos
5	(157th)	Terry Jackson	RB	San Francisco 49ers

1998

1	(9th)	Fred Taylor	RB	Jacksonville Jaguars
1	(23rd)	Mo Collins	OT	Oakland Raiders
2	(34th)	Jacquez Green	WR	Tampa Bay Buccaneers
4	(97th)	Fred Weary	CB	New Orleans Saints
6	(166th)	Elijah Williams	CB	Atlanta Falcons

1997

1	(7th)	Ike Hilliard	WR	New York Giants
1	(16th)	Reidel Anthony	WR	Tampa Bay Buccaneers
4	(99th)	Danny Wuerffel	QB	New Orleans Saints
5	(134th)	Jeff Mitchell	C	Baltimore Ravens

1996

3	(78th)	Mark Campbell	DE	Denver Broncos
4	(96th)	Jason Odom	OT	Tampa Bay Buccaneers
6	(172nd)	Dexter Daniels	LB	Baltimore Ravens
6	(184th)	Reggie Green	OL	Seattle Seahawks
6	(185th)	Chris Doering	WR	Jacksonville Jaguars
7	(225th)	Johnie Church	DE	Seattle Seahawks

1995

1	(6th)	Kevin Carter	DE	St. Louis Rams
1	(15th)	Ellis Johnson	DT	Indianapolis Colts
4	(116th)	Jack Jackson	WR	Chicago Bears
6	(180th)	Henry McMillian	DT	Seattle Seahawks

1994

2	(34th)	Errict Rhett	RB	Tampa Bay Buccaneers
3	(109th)	Willie Jackson	WR	Dallas Cowboys
6	(138th)	Harrison Houston	WR	Atlanta Falcons
6	(147th)	William Gaines	DT	Miami Dolphins
SD	(25th)	Darren Mickell	DE	Kansas City Chiefs

1993 *Note: In 1993, the NFL Draft was reduced to seven rounds.*

Rd.	(Overall)	Name	Pos.	Team
6	(142nd)	Lawrence Hatch	DB	New England Patriots
7	(172nd)	Will White	FS	Phoenix Cardinals

1992

4	(105th)	Tony McCoy	DT	Indianapolis Colts
5	(119th)	Dexter McNabb	FB	Green Bay Packers
5	(127th)	Cal Dixon	C	New York Jets
6	(156th)	Tony Rowell	OT	Los Angeles Raiders
7	(182nd)	Tim Paulk	LB	Atlanta Falcons
8	(206th)	Hesham Ismail	OG	Pittsburgh Steelers
9	(241st)	Ephesians Bartley	LB	Philadelphia Eagles
10	(264th)	Brad Culpepper	DT	Minnesota Vikings
12	(309th)	Michael Brandon	DE	Indianapolis Colts

1991

1	(15th)	Huey Richardson	DE	Pittsburgh Steelers
3	(62nd)	Godfrey Myles	LB	Dallas Cowboys
3	(73rd)	Ernie Mills	WR	Pittsburgh Steelers
6	(157th)	Richard Fain	DB	Cincinnati Bengals
8	(215th)	Jimmy Spencer	DB	Washington Redskins

1990

1	(17th)	Emmitt Smith	RB	Dallas Cowboys
4	(83rd)	Stacey Simmons	WR	Indianapolis Colts
5	(131st)	Cedric Smith	FB	Minnesota Vikings
9	(245th)	Tony Lomack	WR	Los Angeles Rams

1989

1	(12th)	Trace Armstrong	DT	Chicago Bears
1	(23rd)	David Williams	OT	Houston Oilers
1	(25th)	Louis Oliver	FS	Miami Dolphins
3	(68th)	Rhondy Weston	DT	Dallas Cowboys

1988

1	(21st)	Clifford Charlton	OLB	Cleveland Browns
2	(42nd)	Jarvis Williams	DB	Miami Dolphins
6	(162nd)	Bob Sims	OG	New Orleans Saints
7	(180th)	Kerwin Bell	QB	Miami Dolphins

1987

1	(27th)	Ricky Nattiel	WR	Denver Broncos
2	(55th)	Adrian White	DB	New York Giants
3	(68th)	Jeff Zimmerman	OL	Dallas Cowboys
6	(149th)	Ron Moten	OLB	Philadelphia Eagles
12	(318th)	Scott Armstrong	ILB	Dallas Cowboys
12	(323rd)	Keith Williams	DT	Minnesota Vikings

1986

1	(15th)	John L. Williams	FB	Seattle Seahawks
1	(27th)	Neal Anderson	RB	Chicago Bears
2	(48th)	Alonzo Johnson	OLB	Philadelphia Eagles
5	(121st)	Ray Criswell	P	Philadelphia Eagles
5	(131st)	Patrick Miller	OLB	San Diego Chargers
7	(187th)	Ray McDonald	WR	New England Patriots
8	(211th)	Alonzo Mitz	DT	Seattle Seahawks

1985

Rd. (Overall)	Name	Pos.	Team	
1	(6th)	Lomas Brown	OT	Detroit Lions
1	(27th)	Lorenzo Hampton	RB	Miami Dolphins
3	(76th)	Crawford Ker	OT	Dallas Cowboys
5	(139th)	Billy Hinson	OG	Denver Broncos
6	(164th)	Tim Newton	MG	Minnesota Vikings
11	(306th)	Gary Rolle	WR	Denver Broncos

1984

1	(11th)	Wilber Marshall	LB	Chicago Bears
3	(78th)	Tony Lilly	DB	Denver Broncos
8	(202nd)	Randy Clark	DB	Kansas City Chiefs
9	(232nd)	John Hunt	OG	Dallas Cowboys

1983

1	(13th)	James Jones	RB	Detroit Lions
4	(108th)	Chris Faulkner	TE	Dallas Cowboys
9	(229th)	Mike Mularkey	TE	San Francisco 49ers
10	(274th)	Dan Fike	OT	New York Jets

1982

2	(38th)	David Galloway	DT	St. Louis Cardinals
10	(253rd)	Brian Clark	K	New England Patriots
10	(271st)	Robin Fisher	DL	Miami Dolphins

1981

2	(37th)	Cris Collinsworth	WR	Cincinnati Bengals
6	(153rd)	Dock Luckie	DT	Kansas City Chiefs
7	(183rd)	David Little	LB	Pittsburgh Steelers
7	(190th)	Mike Clark	DE	Los Angeles Rams

1980

3	(75th)	Scot Brantley	LB	Tampa Bay Buccaneers
---	--------	---------------	----	----------------------

1979

7	(251st)	Mike Dupree	LB	Kansas City Chiefs
10	(178th)	Don Swafford	T	Philadelphia Eagles

1978

1	(3rd)	Wes Chandler	WR	New Orleans Saints
2	(38th)	Scott Hutchinson	DE	Buffalo Bills
4	(91st)	Terry LeCount	WR	San Francisco 49ers
5	(124th)	Earl Carr	RB	St. Louis Cardinals
5	(128th)	Willie Wilder	RB	Green Bay Packers
6	(159th)	Tony Green	RB	Washington Redskins
8	(197th)	Derrick Gaffney	WR	New York Jets
10	(259th)	Mark Totten	C	Green Bay Packers
11	(296th)	Charlie Williams	LB	New England Patriots
12	(311th)	Alan Williams	P	New York Jets

1977

9	(239th)	David Posey	K	San Francisco 49ers
10	(252nd)	Robert Morgan	RB	Tampa Bay Buccaneers
10	(253rd)	Alvin Cowans	DB	Pittsburgh Steelers
12	(310th)	Jimmy Stephens	TE	Pittsburgh Steelers

1976

Rd. (Overall)	Name	Pos.	Team	
2	(29th)	Sammy Green	LB	Seattle Seahawks
2	(30th)	Jimmy DuBose	RB	Tampa Bay Buccaneers
4	(111th)	Mike Smith	DE	Philadelphia Eagles
6	(157th)	Alvin Darby	TE	Seattle Seahawks
7	(199th)	James Richards	RB	New York Jets
12	(332nd)	Gerald Loper	G	San Francisco 49ers
13	(356th)	Mike Williams	T	Atlanta Falcons
14	(403rd)	Wayne Fields	DB	Pittsburgh Steelers

1975

1	(14th)	Glenn Cameron	LB	Cincinnati Bengals
2	(29th)	Ralph Ortega	LB	Atlanta Falcons
2	(44th)	Richard Lawless	G	Dallas Cowboys
8	(191st)	Preston Kendrick	LB	San Francisco 49ers

1974

3	(78th)	Nat Moore	WR	Miami Dolphins
4	(96th)	Vince Kendrick	RB	Atlanta Falcons
5	(113th)	Joseph Parker	WR	New Orleans Saints
12	(267th)	Ricky S. Brown	LB	Houston Oilers
12	(312th)	Jim Revels	DB	Miami Dolphins

1973

6	(143rd)	Fred Abbott	LB	Minnesota Vikings
11	(285th)	Willie B. Jackson	WR	Los Angeles Rams

1972

1	(14th)	John Reaves	QB	Philadelphia Eagles
12	(294th)	Mike Rich	RB	Green Bay Packers
14	(348th)	Tommy Durrance	RB	Pittsburgh Steelers
15	(390th)	Carlos Alvarez	WR	Dallas Cowboys

1971

1	(20th)	Jack Youngblood	DE	Los Angeles Rams
---	--------	-----------------	----	------------------

1970

1	(20th)	Steve Tannen	DB	New York Jets
10	(250th)	Malcolm Steen	G	San Diego Chargers

1969

1	(8th)	W. Larry Smith	RB	Los Angeles Rams
2	(47th)	Jim Yarbrough	TE	Detroit Lions
5	(109th)	Guy Dennis	G	Cincinnati Bengals
17	(434th)	Larry Rentz	DB	San Diego Chargers

1968

3	(63rd)	Richard Trapp	E	Buffalo Bills
---	--------	---------------	---	---------------

1967

1	(3rd)	Steve Spurrier	QB	San Francisco 49ers
3	(57th)	Jimmy Jordan	HB	Atlanta Falcons
4	(106th)	Bill Carr	OL	New Orleans Saints
11	(264th)	Jim Benson	OL	New Orleans Saints

1966

Rd. (Overall)	Name	Pos.	Team
2	Larry Gagner	G	Pittsburgh Steelers
3	Larry Gagner	G	Miami Dolphins (AFL)
3	Randy Jackson	T	Buffalo Bills (AFL)
4	Randy Jackson	T	Chicago Bears
6	Charley Casey	FL	Atlanta Falcons
15	Harold Seymour	HBK	Washington Redskins
18	Harold Seymour	HBK	Kansas City Chiefs (AFL)

1965

5	Roger Pettee	LB	Dallas Cowboys
6	A. Dennis Murphy	T	Houston Oilers (AFL)
10	Frank Pennie	T	Detroit Lions
10	A. Dennis Murphy	T	Chicago Bears
15	Larry Gagner	T	Cleveland Browns
19	Berry Brown	ELB	Baltimore Colts

1964

6	Merrell Brown	E	Washington Redskins
7	Hagood Clarke III	B	San Francisco 49ers
15	Berry Brown	E	Pittsburgh Steelers
18	Hagood Clarke III	B	Buffalo Bills (AFL)

1963

2	Frank Lasky	T	New York Giants
3	Dick Skelly	B	New York Giants
6	Anton Peters	T	Denver Broncos (AFL)
8	Anton Peters	T	Los Angeles Rams
9	Robert Hoover	B	Minnesota Vikings
11	Lindy Infante	HB	Buffalo Bills (AFL)
12	Lindy Infante	HB	Cleveland Browns
14	Frank Lasky	T	San Diego Chargers
19	Bruce Starling	HB	Denver Broncos (AFL)

1962

4	Thomas F. Dean	T	San Francisco 49ers
8	Paul White	HB	Minnesota Vikings
8	Paul White	HB	Buffalo Bills (AFL)
15	Floyd Dean	T	Oakland Raiders (AFL)
29	Jim Beaver	G	Buffalo Bills (AFL)
30	Don Goodman	HB	Dallas Texans (AFL)
31	Louis Hicks	T	New York Titans (AFL)

1961

7	Pat Patchen	E	Denver Broncos (AFL)
8	Jim Beaver	G	Philadelphia Eagles
13	Don Goodman	B	Dallas Cowboys
19	Jack Espanship	HB	Los Angeles Chargers (AFL)

1960 AFL Organizational Draft *(No rounds available)*

Jim Beaver	T	Dallas Texans (AFL)
William Hudson	E	Denver Broncos (AFL)
Bobby Joe Green	HB	Denver Broncos (AFL)
Perry McGriff	E	Los Angeles Chargers (AFL)
Bob Wehking	C	Los Angeles Chargers (AFL)
Dan Edgington	E	Minneapolis (AFL)*

*Minneapolis subsequently gave up their AFL franchise in lieu of an NFL franchise shortly after the 1960 draft. All selections by Minneapolis hence became property of the newly formed Oakland Raiders' AFL franchise.

1960

6	Dave Hudson	E	Washington Redskins
11	Bob Wehking	C	Baltimore Colts
17	Jim Beaver	T	Baltimore Colts

1959

Rd. (Overall)	Name	Pos.	Team
9	Bobby Joe Green	HB	San Francisco 49ers
16	Dan Edgington	E	Green Bay Packers
24	Joe Hergert	C	Green Bay Packers
28	Don Fleming	B	Chicago Cardinals
29	Perry McGriff	B	Baltimore Colts

1958

2	Charles Mitchell	G	Cleveland Browns
9	Bernie Parrish	B	Cleveland Browns
10	Val Heckman	T	San Francisco 49ers
15	Ed Sears	B	Pittsburgh Steelers
20	Lou Pelham	E	Washington Redskins
25	Jim Roundtree	B	Baltimore Colts

1957

4	Jackie Simpson	B	Baltimore Colts
5	John Barrow	G	Detroit Lions
5	Larry Wesley	T	New York Giants
8	Billy Booker	B	New York Giants
16	Joe Brodsky	B	Washington Redskins
18	Jim Eaton	E	New York Giants
24	Donald Hicks	T	New York Giants

1956

5	Don Chandler	B	New York Giants
6	Fred Cason	B	New York Giants
16	Ray T. Brown	B	Chicago Bears
23	John Symank	DB	Green Bay Packers
25	Harry Spears	B	New York Giants
28	Bobby Lance	QB	Green Bay Packers

1955

3	Malcolm Hammock	B	Chicago Cardinals
23	George Medved	T	Los Angeles Rams
28	Arch Cassidy	T	Washington Redskins
29	Bill Dearing	B	Detroit Lions

1954

2	Rick Casares	B	Chicago Bears
7	Jack O'Brian	E	Pittsburgh Steelers
8	Dan Hunter	T	Philadelphia Eagles
15	Joe D'Agostino	G	Baltimore Colts
17	Howard Chapman	T	Cleveland Browns

1953

Rd. (Overall)	Name	Pos.	Team
4	Dwayne Douglas	T	New York Giants
5	Buford Long	B	New York Giants
17	Reed Quinn	B	Pittsburgh Steelers
22	Mike Kelly	E	New York Giants
25	Haywood Sullivan	B	Chicago Cardinals

1952

13	Carroll McDonald	C	Detroit Lions
25	Charlie LaPradd	T	Green Bay Packers

1950

1	*Chuck Hunsinger	B	Chicago Bears
13	Fred Dempsey	G	Chicago Bears
14	James W. Kynes Jr.	C	Pittsburgh Steelers
26	Gaspar Vaccaro	B	Pittsburgh Steelers

*Pick acquired in trade with the New York Bulldogs

1948

8	Bob Forbes	B	Boston Yanks
20 (136th)	*Bob Forbes	B	New York Yankees (AAFC)
25	Doug Beldon	B	Chicago Cardinals

*The All-American Football Conference held its own draft in 1947-49. The AAFC merged with the NFL in 1950.

1946

23	Kay Jamison	E	Los Angeles Rams
24	Roger Adams	C	Pittsburgh Steelers
30	Nick Klutka	E	Boston Yanks

1945

1	Paul Duhart	B	Pittsburgh Steelers
4	Roger Adams	C	Pittsburgh Steelers
18	Broughton Williams	E	Chicago Bears

1943

10	Fondren Mitchell	B	Chicago Cardinals
25	Gene Lee	C	Brooklyn Dodgers
29	Floyd Konesty	G	Cleveland Rams
29	Bill Corry	B	Washington Redskins

1942

20	Milton Hull	T	New York Giants
----	-------------	---	-----------------

1941

16	Julius Battista	G	New York Giants
----	-----------------	---	-----------------

1940

5	Clark Goff	T	Pittsburgh Steelers
---	------------	---	---------------------

1938

6	Walter Mayberry	B	Cleveland Rams
---	-----------------	---	----------------

HIGHEST TOTAL OF GATORS DRAFTED BY YEAR

Selected	Year
10	1978
9	2010, 2007, 1992
8	2021, 2017, 2015, 2013, 2003, 2002, 1999, 1976
7	2020, 2016, 1986, 1957
6	2023, 1996, 1987, 1985, 1963, 1960 (AFL), 1958, 1956

YEARS FLORIDA LED ALL SCHOOLS IN DRAFT PICKS (SINCE 1970)

Selected	Year
10	1978
9	2010
9	2007
8	2003 tied with Miami (FL) & Tennessee
8	1999 tied with Ohio State

LAST TIME A GATOR WAS DRAFTED

By Position...

OFFENSE	Player	Team	Year	Round
Quarterback:	Anthony Richardson	Indianapolis	2023	1st
Fullback:	Dexter McNabb	Green Bay	1992	5th
Running Back:	Dameon Pierce	Houston Texans	2022	4th
Tackle:	Stone Forsythe	Seattle	2021	6th
Guard:	O'Cyrus Torrence	Buffalo	2023	2nd
Center:	Max Garcia	Denver	2015	4th
Wide Receiver:	Justin Shorter	Buffalo	2023	5th
Tight End:	Kyle Pitts	Atlanta	2021	1st

DEFENSE

Tackle:	Gervon Dexter Sr.	Chicago	2023	2nd
End:	Jabari Zuniga	New York Jets	2020	3rd
Linebacker:	Amari Burney	Las Vegas	2023	6th
Cornerback:	Kaiir Elam	Buffalo	2022	1st
Safety:	Shawn Davis	Indianapolis	2021	5th

SPECIALISTS

Punter:	Johnny Townsend	Oakland	2018	5th
Kicker:	Evan McPherson	Cincinnati	2021	5th

By Round...

	Player	Team	Year
1st round:	Anthony Richardson	Indianapolis	2023
2nd round:	O'Cyrus Torrence	Buffalo	2023
3rd round:	Zachary Carter	Cincinnati	2022
4th round:	Ventrell Miller	Jacksonville	2023
5th round:	Justin Shorter	Buffalo	2023
6th round:	Amari Burney	Las Vegas	2023
7th round:	Tyrie Cleveland	Denver	2020

NFL Personnel With A Gator Touch

As of June, 2023, these former Florida staff and graduates are members of NFL staffs.

Name	UF Position	Years at UF	Current NFL Team	Current Position
William Peagler	Tight Ends	2022	Arizona Cardinals	Assistant DL Coach
Patrick Toney	Defensive Coordinator/Safeties	2022	Arizona Cardinals	Defensive Backs
Jon Hoke	Defensive Coordinator	1991-2001	Chicago Bears	Cornerbacks/Passing Game Coordinator
Anthony Weaver	Graduate Assistant	2010	Baltimore Ravens	Assistant Head Coach/DL Coach
Megan McLaughlin	Office Manager	2002-2004	Baltimore Ravens	Director of Football Information
Ryan Osborn	Graduate Assistant	2018-19	Baltimore Ravens	Defensive Assistant
Kerry Dixon	Wide Receivers	2015-17	Baltimore Ravens	Assistant Quarterbacks
Tyke Tolbert	Tight Ends	2002	Chicago Bears	Passing Game Coord. /Wide Receivers
Justin Hinds	Graduate Assistant	2015	Chicago Bears	Defensive Line Coach
Brian Schottenheimer	Player (QB)	1994-1996	Dallas Cowboys	Offensive Coordinator
George Edwards	Graduate Assistant	1991	Tampa Bay Buccaneers	Outside Linebackers
Dan Quinn	Defensive Coordinator	2011-2012	Dallas Cowboys	Defensive Coordinator
Cedric Smith	Player (RB)	1986-89	Dallas Cowboys	Assistant Strength Coach
Jeff Blasko	Quality Control	2011	Dallas Cowboys	Run Game Coordinator/Running backs
Sharrif Floyd	Player (DL) / Student Assitant	2012-12 / 2020-22	Dallas Cowboys	Quality Control/Assistant Defensive Line
Doug Nussmeier	Offensive Coordinator/Quarterbacks	2015-2017	Los Angeles Chargers	Quarterbacks Coach
Keary Colbert	Wide Receivers	2022	Denver Broncos	Wide Receivers
Rich Hurtado	Florida Graduate	1993-1996	Denver Broncos	VP Football Administration
Nat Moore	Player (WR)	1972-73	Miami Dolphins	Senior VP
Kyle Johnston	Athletic Trainer/Graduate		Miami Dolphins	Head Athletic Trainer
Chris Rumph	DL/Co-Defensive Coordinator	2015-2018	Minnesota Vikings	Defensive Line Coach
C.J. Leak Jr.	Graduate Assistant	2006	New Orleans Saints	Scout
Todd Grantham	Defensive Coordinator	2018-2021	New Orleans Saints	Defensive Line Coach
Marquand Manuel	Player (DB)	1998-2001	NY Jets	DB's/Safeties
Howie Roseman	Florida Graduate	1995-1998	Philadelphia Eagles	Executive VP and General Manager
Brian Johnson	Offensive Coordinator	2018-2020	Philadelphia Eagles	Offensive Coordinator
Teryl Austin	Defensive Coordinator	2010	Pittsburgh Steelers	Defensive Coordinator
Stephen Adegoke	Graduate Assistant	2019-20	Houston Texans	Safeties
Joey Fitzgerald	Recruiting Specialist	2018	Tampa Bay Buccaneers	Defensive Quality Control
John Van Dam	QC/QB Coach	2015	Tampa Bay Buccaneers	TE Coach
Frank Piraino	Strength and Conditioning	2005-09	Tennessee Titans	Director, Sports Performance
Zak Kuhr	Florida Graduate	2013	Tennessee Titans	Inside LBs Assistant
Ryan Crow	Intern	2011	Tennessee Titans	OLB Coach
Clinton McMillan	Player (DT)	2006-07	Tennessee Titans	Defensive Assistant
Luke Del-Rio	Player (QB)	2015-17	Washington Commanders	Offensive Quality Control
Christian Garcia	Player (LB)	2015-17	Washington Commanders	Assistant Defensive Backs Coach
Ken Zampese	Defensive Analyst	2019	Washington Commanders	Senior Offensive Advisor

PR/Creative Media: Patrick Smyth (Broncos), Julie Donaldson (Commanders) Sydney Jones (Broncos) Sam Newton (Vikings), Angela Tegnalia (Steelers), Tom West (Vikings), Scott Stone (Dolphins), Shelby Granath (Ravens), Mark Whittingham (Falcons), JT Santos (Dolphins) Jacob LaMotta (Jaguars), Nick Yuska (Dolphins), Shane Ramsey (Eagles).

TEAM-BY-TEAM DRAFT HISTORY

ARIZONA CARDINALS

Year	Rd.	Player	Pos.
2021	4	Marco Wilson	CB
2015	1	D.J. Humphries	OT
1999	2	Johnny Rutledge	LB
1993	7	Will White	DB
1982	2	David Galloway	DT
1978	5	Earl Carr	RB
1959	28	Don Fleming	B
1955	3	Malcolm Hammock	B
1953	25	Haywood Sullivan	B
1948	25	Doug Beldon	B
1943	10	Fondren Mitchell	B

Franchise known as the Phoenix Cardinals from 1989-93.

Franchise located in St. Louis prior to 1988, in Chicago prior to 1960.

ATLANTA FALCONS

Year	Rd.	Player	Pos.
2021	1	Kyle Pitts	TE
2016	1	Keanu Neal	S
1998	6	Elijah Williams	DB
1994	6	Harrison Houston	WR
1992	7	Tim Paulk	LB
1976	13	Mike Williams	T
1975	2	Ralph Ortega	LB
1974	4	Vince Kendrick	RB
1967	3	Jimmy Jordan	HB
1966	6	Charley Casey	WR

BALTIMORE RAVENS

Year	Rd.	Player	Pos.
2013	1	Matt Elam	S
2000	1	Travis Taylor	WR
1997	5	Jeff Mitchell	C
1996	6	Dexter Daniels	LB

BUFFALO BILLS

Year	Rd.	Player	Pos.
2023	2	O'Cyrus Torrence	G
2023	5	Justin Shorter	WR
2022	1	Kairi Elam	CB
2019	5	Vosean Joseph	LB
1978	2	Scott Hutchinson	DE
1968	3	Richard Trapp	E
1966	3	Randy Jackson	T
1964	18	Hagood Clarke III	B
1963	11	Lindy Infante	HB
1962	8	Paul White	HB
1962	29	Jim Beaver	G

CAROLINA PANTHERS

Year	Rd.	Player	Pos.
2019	5	Jordan Scarlett	RB

CHICAGO BEARS

Year	Rd.	Player	Pos.
2023	2	Gervon Dexter Sr.	DL
2016	3	Jonathan Bullard	DL
2013	2	Jon Bostic	LB
2010	3	Major Wright	S
2003	1	Rex Grossman	QB
2003	4	Todd Johnson	FS

2003	4	Ian Scott	DT
2003	4	Tron LaFavor	DT
2002	4	Alex Brown	DE
2001	7	John Capel	WR
1995	4	Jack Jackson	WR
1989	1	Trace Armstrong	DT
1986	1	Neal Anderson	RB
1984	1	Wilber Marshall	LB
1966	4	Randy Jackson	T
1965	10	A. Dennis Murphy	T
1956	16	Ray T. Brown	B
1954	2	Rick Casaress	B
1950	1	*Chuck Hunsinger	B
1950	13	Frank Dempsey	G
1945	18	Broughton Williams	E

*Pick acquired in trade with New York Bulldogs.

Franchise known as the Chicago Staleys prior to 1922.

CINCINNATI BENGALS

Year	Rd.	Player	Pos.
2022	3	Zachary Carter	DL
2021	5	Evan McPherson	K
2010	2	Carlos Dunlap	DE
2008	3	Andre Caldwell	WR
2004	2	Keiwan Ratliff	DB
2002	6	Marquand Manuel	SS
1991	6	Richard Fain	DB
1981	2	Cris Collinsworth	WR
1975	1	Glenn Cameron	LB
1969	5	Guy Dennis	G

CLEVELAND BROWNS

Year	Rd.	Player	Pos.
2018	4	Antonio Callaway	WR
2017	6	Caleb Brantley	DT
2010	1	Joe Haden	CB
2002	5	Andra Davis	LB
2001	1	Gerard Warren	DT
1988	1	Clifford Charlton	OLB
1965	15	Larry Gagner	T
1963	12	Lindy Infante	HB
1958	2	Charles Mitchell	G
1958	9	Bernie Parrish	B
1954	17	Howard Chapman	T

Franchise was a member of the All-American Football Conference prior to 1950.

Franchise moved from Cleveland to Baltimore prior to the 1996 season.

DALLAS COWBOYS

Year	Rd.	Player	Pos.
2017	7	Joey Ivie	DT
2015	3	Chaz Green	OT
1994	3	Willie Jackson	WR
1991	3	Godfrey Miles	LB
1990	1	Emmitt Smith	RB
1989	3	Rhondy Weston	DT
1987	3	Jeff Zimmerman	OL
1987	12	Scott Armstrong	ILB
1985	3	Crawford Ker	OT
1984	9	John Hunt	OG
1983	4	Chris Faulkner	TE
1975	2	Richard Lawless	G

1972	15	Carlos Alvarez	WR
1965	5	Roger Petee	LB
1961	13	Don Goodman	B

DENVER BRONCOS

Year	Rd.	Player	Pos.
2020	7	Tyrie Cleveland	WR
2015	4	Max Garcia	C/G
2010	1	Tim Tebow	QB
2007	1	Jarvis Moss	DE
2007	4	Marcus Thomas	DT
2003	7	Clint Mitchell	DE
2000	4	Cooper Carlisle	OG
1999	3	Travis McGriff	WR
1996	3	Mark Campbell	DE
1987	1	Ricky Nattiel	WR
1985	5	Billy Hinson	OG
1985	11	Gary Rolle	WR
1984	3	Tony Lilly	DB
1963	6	Anton Peters	T
1963	19	Bruce Starling	HB
1961	7	Pat Patchen	E
*1960	-	William D. Hudson	E
*1960	-	Bobby Joe Green	HB

*Taken in the 1960 AFL Organizational Draft (no rounds recorded).

DETROIT LIONS

Year	Rd.	Player	Pos.
2017	1	Jarrad Davis	LB
2017	2	Teez Tabor	CB
1985	1	Lomas Brown	OT
1983	1	James Jones	RB
1969	2	Jim Yarbrough	TE
1965	10	Frank Pennie	T
1957	5	John Barrow	G
1955	29	Bill Dearing	B
1952	13	Caroll McDonald	C

Franchise located in Portsmouth prior to 1934 and known as the Spartans.

GREEN BAY PACKERS

Year	Rd.	Player	Pos.
2021	5	TJ Slaton	DL
2007	7	DeShawn Wynn	RB
2000	7	Eugene McCaslin	LB
1992	5	Dexter McNabb	RB
1978	5	Willie Wilder	RB
1978	10	Mark Totten	C
1972	12	Mike Rich	RB
1959	16	Dan Edgington	E
1959	24	Joe Hergert	C
1957	23	John Symank	DB
1956	28	Bobby Lance	QB
1952	25	Charlie LaPradd	T

HOUSTON TEXANS

Year	Rd.	Player	Pos.
2022	4	Dameon Pierce	RB
2020	3	Jonathan Greenard	LB
2002	2	Jabar Gaffney	WR

INDIANAPOLIS COLTS

Year	Rd.	Player	Pos.
2023	1	Anthony Richardson	QB
2021	5	Shawn Davis	S
2017	2	Quincy Wilson	CB
2016	4	Antonio Morrison	LB
1999	2	Mike Peterson	LB
1995	1	Ellis Johnson	DT
1992	4	Tony McCoy	DT
1992	12	Michael Brandon	DL
1990	4	Stacey Simmons	WR
1965	19	Berry Brown	E-LB
1960	11	Bob Wehking	C
1960	17	Jim Beaver	T
1959	29	Perry McGriff	B
1958	25	Jim Roundtree	B
1957	4	Jackie Simpson	B
1954	15	Joe D'Agostino	G

Franchise located in Baltimore prior to 1984.

JACKSONVILLE JAGUARS

Year	Rd.	Player	Pos.
2023	4	Ventrell Miller	LB
2020	1	CJ Henderson	DB
2019	2	Jawaan Taylor	OT
2018	1	Taven Bryan	DT
2015	1	Dante Fowler, Jr.	LB
2013	6	Josh Evans	S
2008	1	Derrick Harvey	DE
2007	1	Reggie Nelson	S
2006	7	Dee Webb	DB
2004	7	Bobby McCray	DE
2002	2	Mike Pearson	OT
1998	1	Fred Taylor	RB
1996	6	Chris Doering	WR

KANSAS CITY CHIEFS

Year	Rd.	Player	Pos.
2016	4	Demarcus Robinson	WR
1992	2#	Darren Mickell	DE
1984	8	Randy Clark	DB
1981	6	Dock Luckie	DT
1979	7	Mike Dupree	LB
1966	18	Harold Seymour	HB-K
1962	30	Don Goodman	HB
*1960	-	Jim Beaver	T

Supplemental draft

*Selection in the 1960 AFL Organizational Draft (no rounds recorded).

Franchise known as the Dallas Texans prior to 1963.

MIAMI DOLPHINS

Year	Rd.	Player	Pos.
2013	4	Jelani Jenkins	LB
2013	5	Mike Gillislee	RB
2013	5	Caleb Sturgis	K
2011	1	Mike Pouncey	OL
2005	3	Channing Crowder	LB
1994	6	William Gaines	DT
1989	1	Louis Oliver	FS
1988	2	Jarvis Williams	DB
1988	7	Kerwin Bell	QB
1985	1	Lorenzo Hampton	RB

1982	10	Robin Fisher	DL
1974	3	Nat Moore	WR
1974	12	Jim Revels	DB
1966	3	Larry Gagner	G

MINNESOTA VIKINGS

Year	Rd.	Player	Pos.
2013	1	Sharrif Floyd	DT
2009	1	Percy Harvin	WR
2005	4	Ciatrick Fason	TB
2003	6	Mike Nattiel	OLB
1992	10	Brad Culpepper	DL
1990	5	Cedric Smith	FB
1987	12	Keith Williams	DT
1985	6	Tim Newton	MG
1973	6	Fred Abbott	LB
1963	9	Robert Hoover	B
1962	8	Paul White	HB

NEW ENGLAND PATRIOTS

Year	Rd.	Player	Pos.
2018	2	Duke Dawson	DB
2014	1	Dominique Easley	DT
2014	6	Jon Halapio	OG
2010	2	Jermaine Cunningham	DE
2010	2	Brandon Spikes	LB
2010	4	Aaron Hernandez	TE
2006	2	Chad Jackson	WR
2006	6	Jeremy Mincey	DE
2004	3	Guss Scott	S
1999	3	Tony George	DB
1993	6	Lawrence Hatch	DB
1986	7	Ray McDonald	WR
1982	10	Brian Clark	K
1978	11	Charlie Williams	LB

NEW ORLEANS SAINTS

Year	Rd.	Player	Pos.
2019	4	Chauncey Gardner-Johnson	DB
2017	3	Alex Anzalone	LB
2014	5	Ronald Powell	LB
1998	4	Fred Weary	CB
1997	4	Danny Wuerffel	QB
1988	6	Bob Sims	OG
1978	1	Wes Chandler	WR
1974	5	Joseph Parker	WR
1967	4	Bill Carr	OL
1967	11	Jim Benson	OL

NEW YORK GIANTS

Year	Rd.	Player	Pos.
2021	1	Kadarius Toney	WR
2001	4	Jesse Palmer	QB
1997	1	Ike Hilliard	WR
1987	2	Adrian White	DB
1963	2	Frank Lasky	T
1963	2	Dick Skelly	B
1957	5	Larry Wesley	T
1957	8	William Booker	B
1957	18	Jim Eaton	E
1957	24	Donald Hicks	T
1956	5	Don Chandler	B

1956	6	Fred Cason	B
1956	25	Harry Spears	B
1953	4	Dwayne Douglas	T
1953	5	Buford Long	B
1953	22	Mike Kelly	E
1942	20	Milton Hull	T
1941	16	Julius Battista	G

NEW YORK JETS

Year	Rd.	Player	Pos.
2020	3	Jabari Zuniga	DL
2020	4	Lamical Perine	RB
2019	3	Jachai Polite	DL
2017	2	Marcus Maye	DB
1992	5	Cal Dixon	C
1983	11	Dan Fike	OT
1978	8	Derrick Gaffney	WR
1978	12	Alan Williams	P
1976	7	James Richards	RB
1970	1	Steve Tannen	DB
1962	31	Louis Hicks	T

Franchise known as the New York Titans prior to 1963.

LAS VEGAS RAIDERS

Year	Rd.	Player	Pos.
2023	6	Amari Burney	LB
2018	5	Johnny Townsend	P
2017	4	David Sharpe	OL
2015	5	Neiron Ball	LB
2015	7	Andre Debose	WR/KR
2009	4	Louis Murphy	WR
1998	1	Mo Collins	OT
1992	6	Tony Rowell	OT
1962	15	Floyd Dean	T
*1960	—	Dan Edgington	E

*Selected by Minneapolis in the 1960 AFL Organizational Draft (no rounds recorded). Minneapolis subsequently withdrew from the league in lieu of receiving an NFL franchise. All selections made by Minneapolis reverted to the expansion Oakland Raiders.

Franchise located in Los Angeles from 1982-95.

Franchise located in Oakland from 1995-2020

PHILADELPHIA EAGLES

Year	Rd.	Player	Pos.
2016	7	Alex McCalister	DE
2014	4	Jaylen Watkins	CB
2010	5	Riley Cooper	WR
2009	5	Cornelius Ingram	TE
2002	1	Lito Sheppard	CB
1992	10	Ephesians Bartley	LB
1987	6	Ron Moten	OLB
1986	2	Alonzo Johnson	OLB
1986	5	Ray Criswell	P
1979	10	Don Swafford	T
1976	4	Mike Smith	DE
1972	1	John Reaves	QB
1961	8	Jim Beaver	G
1954	8	Dan Hunter	T

PITTSBURGH STEELERS

Year	Rd.	Player	Pos.
2012	5	Chris Rainey	RB
2011	2	Marcus Gilbert	OT
2010	1	Maurkice Pouncey	C
2007	7	Dallas Baker	WR
2004	3	Max Starks	OL
1992	8	Hesham Ismail	OL
1991	1	Huey Richardson	DE
1991	3	Ernie Mills	WR
1981	7	David Little	LB
1977	10	Alvin Cowans	DB
1977	12	Jimmy Stephens	TE
1976	14	Wayne Fields	DB
1972	14	Tommy Durrance	RB
1966	2	Larry Gagner	G
1964	15	Berry Brown	E
1958	15	Ed Sears	B
1954	7	Jack O'Brien	E
1953	17	Reed Quinn	B
1950	14	James W. Kynes Jr.	C
1950	26	Gaspar Vaccaro	B
1946	24	Roger Adams	C
1945	1	Paul Duhart	B
1945	4	Roger Adams	C
1940	5	Clark Goff	T

Franchise known as the Pittsburgh Pirates prior to 1941.

LOS ANGELES RAMS

Year	Rd.	Player	Pos.
2020	2	Van Jefferson	WR
1995	1	Kevin Carter	DE
1990	9	Tony Lomack	WR
1981	7	Mike Clark	DE
1955	23	George Medved	T
1972	11	Willie B. Jackson	WR
1971	1	Jack Youngblood	DE
1969	1	W. Larry Smith	RB
1963	8	Anton Peters	T
1946	23	Kay Jamison	E
1943	29	Floyd Konesty	G
1938	6	Walter Mayberry	B

Franchise located in Cleveland prior to 1946.

Franchise moved to St. Louis from Los Angeles in 1995.

Franchise moved to Los Angeles from St. Louis in 2016.

LOS ANGELES CHARGERS

Year	Rd.	Player	Pos.
2007	7	Brandon Siler	LB
2002	2	Reche Caldwell	WR
1986	5	Patrick Miller	OLB
1970	10	Malcolm Steen	G
1969	17	R. Larry Rentz	DB
1963	14	Frank Lasky	T
1961	19	Jack Espanship	HB
*1960	-	Perry McGriff	E
*1960	-	Bob Wehking	C

*Selected in 1960 AFL Organizational Draft (no rounds recorded).

Franchise located in Los Angeles prior to 1962.

Franchise located in San Diego prior to 2017.

SAN FRANCISCO 49ERS

Year	Rd.	Player	Pos.
2018	6	Marcell Harris	DB
2016	6	Kelvin Taylor	RB
2015	7	Trenton Brown	OT
2007	3	Ray McDonald	DE
2007	4	Joe Cohen	DE
2003	5	Aaron Walker	TE
2002	4	Jeff Chandler	PK
1999	1	Reggie McGrew	DT
1999	5	Terry Jackson	RB
1983	9	Mike Mularky	TE
1978	4	Terry LeCount	WR
1977	9	David Posey	K
1976	12	Gerald Loper	G
1975	8	Preston Kendrick	LB
1967	1	Steve Spurrier	QB
1964	7	Hagood Clarke III	T
1962	4	Thomas F. Dean	T
1959	9	Bobby Joe Green	HB
1958	10	Val Heckman	T

Franchise was a member of the All-American Football Conference prior to 1950.

SEATTLE SEAHAWKS

Year	Rd.	Player	Pos.
2021	6	Stone Forsythe	OL
2020	6	Freddie Swain	WR
2012	4	Jaye Howard	DT
2000	3	Darrell Jackson	WR
1996	6	Reggie Green	OL
1996	7	Johnie Church	DE
1995	6	Henry McMillian	DT
1986	1	John L. Williams	FB
1986	8	Alonzo Mitz	DT
1976	2	Sammy Green	LB
1976	6	Alvis Darby	TE

TAMPA BAY BUCCANEERS

Year	Rd.	Player	Pos.
2021	2	Kyle Trask	QB
2016	1	Vernon Hargreaves III	CB
2011	5	Ahmad Black	S
2001	1	Kenyatta Walker	OT
1998	2	Jacquez Green	WR
1997	1	Reidel Anthony	WR
1996	4	Jason Odom	OT
1994	2	Errict Rhett	RB
1980	3	Scot Brantley	LB
1977	10	Robert Morgan	RB
1976	2	Jimmy DuBose	RB

TENNESSEE TITANS

Year	Rd.	Player	Pos.
2007	6	Ryan Smith	CB
2005	7	Reynaldo Hill	DB
2004	2	Ben Troupe	TE
2000	3	Erron Kinney	TE
1999	1	Jevon Kearse	LB
1999	3	Zach Piller	OT
1989	1	David Williams	OT
1974	12	Ricky S. Brown	LB
1965	6	A. Dennis Murphy	T

Franchise moved from Houston to Tennessee prior to the 1998 season.

WASHINGTON FOOTBALL TEAM

Year	Rd.	Player	Pos.
2015	3	Matt Jones	RB
2013	3	Jordan Reed	TE
2011	7	Maurice Hurt	G
2003	2	Taylor Jacobs	WR
1991	8	Jimmy Spencer	DB
1978	6	Tony Green	RB
1966	15	Harold Seymour	HB-K
1964	6	Merrell Brown	E
1960	6	William Hudson	E
1958	20	Lou Pelham	E
1957	16	Joe Brodsky	B
1955	28	Arch Cassidy	T
1943	29	Bill Corry	B

Franchise known as the Braves prior to 1933.

Franchise located in Boston prior to 1937

Franchise known as Washington Redskins prior to 2020

SELECTIONS MADE BY TEAMS NOW DEFUNCT**BOSTON YANKS**

Year	Rd.	Player	Pos.
1948	8	Bob Forbes	B
1946	30	Nick Klutka	E

Franchise folded after the 1948 season.

BROOKLYN DODGERS

Year	Rd.	Player	Pos.
1943	25	Gene Lee	C

Franchise folded after the 1944 season.

NEW YORK YANKEES (AAFC)

Year	Rd.	Player	Pos.
1948	20	Bob Forbes	B

Franchise was a member of the All-American Football Conference that merged with the NFL in 1950. The AAFC held its own separate draft from 1947-49. The Yankees last played in the NFL in 1951.



RESULTS

ALL-TIME RESULTS *Rankings in parentheses are Associated Press rankings; UF ranking listed first and opponent second***1906 James Forsythe**

10/5	Gainesville AC (Gainesville)	W	16-6
10/20	Mercer (Macon)	L	12-0
10/26	Rollins (Gainesville)	W	6-0
11/2	Riverside AC (Gainesville)	W	19-0
11/5	Savannah AC (Savannah)	L	27-2
11/9	Rollins (Winter Park)	L	6-0

G	W	L	T	PT	OP
6	3	3	0	43	51

1907 James Forsythe

10/12	Mercer (Mercer)	L	6-0
10/26	Columbia AC (Savannah)	W	6-0
11/5	Rollins (Gainesville)	W	9-4
11/16	Riverside AC (Jacksonville)	W	21-0
11/28	Riverside AC (Gainesville)	W	17-0
12/5	Rollins (Winter Park)	T	0-0

G	W	L	T	PT	OP
6	4	1	1	53	10

1908 G.E. Pyle

10/10	Mercer (Macon)	L	24-0
10/17	Riverside AC (Jacksonville)	W	4-0
10/21	Gainesville AC (Gainesville)	W	37-5
10/31	Rollins (Winter Park)	L	6-0
11/2	Columbia College (Lake City)	W	6-0
11/7	Stetson (Gainesville)	W	6-5
11/13	Riverside AC (Gainesville)	W	37-0
11/20	Stetson (DeLand)	T	0-0

G	W	L	T	PT	OP
8	5	2	1	90	40

1909 G.E. Pyle

10/8	Gainesville AC (Gainesville)	W	5-0
10/23	Olympics (Jacksonville)	W	9-0
10/30	Rollins (Gainesville)	W	14-0
11/6	Stetson (DeLand)	L	26-0
11/15	Rollins (Orlando)	W	28-3
11/20	Olympics (Gainesville)	W	11-0
11/25	Stetson (Gainesville)	T	5-5
11/27	Tallahassee AC (Gainesville)	W	24-0

G	W	L	T	PT	OP
8	6	1	1	96	34

1910 G.E. Pyle

10/8	Gainesville Guards (Gainesville)	W	23-0
10/15	Georgia A&M (Gainesville)	W	52-0
10/22	Mercer (Macon)	L	13-0
11/5	Citadel (Jacksonville)	W	6-2
11/12	Rollins (Winter Park)	W	38-0
11/19	Charleston (Gainesville)	W	34-0
11/26	Columbia AC (Gainesville)	W	33-0

G	W	L	T	PT	OP
7	6	1	0	186	15

1911 G.E. Pyle

10/7	The Citadel (Gainesville)	W	15-3
10/21	So. Carolina (Columbia)	T	6-6
10/25	Clemson (Clemson)	W	9-5
11/4	Columbia College (Gainesville)	W	9-0
11/11	Stetson (DeLand)	W	27-0
11/30	Col. of Charleston (Jacksonville)	W	21-0

G	W	L	T	PT	OP
6	5	0	1	87	14

1912 G.E. Pyle

10/12	Auburn (Auburn)	L	27-13
10/19	So. Carolina (Gainesville)	W	10-6
10/26	Georgia Tech (Jacksonville)	L	14-7
11/4	College of Charleston (Gainesville)	W	78-0
11/15	Stetson (Gainesville)	W	23-7
11/28	Mercer (Jacksonville)	T	0-0
12/20	Tampa AC (Tampa)	W	44-0
12/25	Vedado Club (Cuba Havana)	W	28-0

G	W	L	T	PT	OP
8	5	2	1	203	55

1913 G.E. Pyle

10/6	Florida So. (Gainesville)	W	144-0
10/13	Auburn (Auburn)	L	55-0
10/18	Maryville (Gainesville)	W	39-0
10/25	Georgia Tech (Jacksonville)	L	13-3
11/8	So. Carolina (Columbia)	L	13-0
11/15	The Citadel (Gainesville)	W	18-13
11/27	Mercer (Gainesville)	W	24-0

G	W	L	T	PT	OP
7	4	3	0	228	94

1914 Charles J. McCoy

10/10	Auburn (Jacksonville)	L	20-0
10/17	Kings College (Gainesville)	W	36-0
10/26	Sewanee (Jacksonville)	L	26-0
10/31	Florida So. (Tampa)	W	59-0
11/7	Wofford (Gainesville)	W	36-0
11/14	The Citadel (Charleston)	W	7-0
11/26	Mercer (Gainesville)	W	14-0

G	W	L	T	PT	OP
7	5	2	0	152	46

1915 Charles J. McCoy

10/9	Auburn (Auburn)	L	7-0
10/16	Sewanee (Jacksonville)	L	7-0
10/30	Florida So. (Gainesville)	W	45-0
11/6	Georgia (Jacksonville)	L	37-0
11/13	The Citadel (Gainesville)	W	6-0
11/18	Tulane (Gainesville)	W	14-7
11/25	Mercer (Macon)	W	34-7

G	W	L	T	PT	OP
7	4	3	0	99	67

1916 Charles J. McCoy

10/14	Georgia (Athens)	L	21-0
10/21	Alabama (Jacksonville)	L	16-0
10/28	Tennessee (Tampa)	L	24-0
11/11	Auburn (Jacksonville)	L	20-0
11/18	Indiana (Bloomington)	L	14-3

G	W	L	T	PT	OP
5	0	5	0	3	95

1917 Al Buser

10/13	So. Carolina (Gainesville)	W	21-13
10/20	Tulane (Gainesville)	L	52-0
10/27	Florida So. (Gainesville)	W	19-7
11/3	Auburn (Auburn)	L	68-0
11/17	Clemson (Jacksonville)	L	55-7
11/29	Kentucky (Lexington)	L	52-0

G	W	L	T	PT	OP
6	2	4	0	47	247

1918 Al Buser

10/5	Camp Johnson (Gainesville)	L	14-2
------	----------------------------	---	------

G	W	L	T	PT	OP
1	0	1	0	2	14

1919 Al Buser

10/4	Georgia A&M (Gainesville)	W	33-2
10/18	Mercer (Gainesville)	W	48-0
10/25	Georgia (Tampa)	L	16-0
11/1	Florida So. (St. Petersburg)	L	7-0
11/8	Tulane (New Orleans)	L	14-2
11/15	Stetson (Gainesville)	W	64-0
11/22	So. Carolina (Columbia)	W	13-0
11/27	Oglethorpe (Gainesville)	W	14-7

G	W	L	T	PT	OP
8	5	3	0	174	46

1920 William Kline

10/9	Newberry (Gainesville)	W	21-0
10/16	Rollins (Forfeit)	W	1-0
10/23	Florida So. (Gainesville)	W	13-0
10/30	Mercer (Valdosta)	W	30-0
11/6	Tulane (Tampa)	L	14-0
	Stetson (Gainesville)	W	21-0
11/13	Georgia (Athens)	L	56-0
11/20	Stetson (Gainesville)	W	26-0
11/25	Oglethorpe (Columbus, Ga.)	L	21-0

G	W	L	T	PT	OP
9	6	3	0	112	91

1921 William Kline

10/1	U.S. Infantry (Columbus, Ga.)	W	6-0
10/8	Rollins (Orlando)	W	33-0
10/10	Carlstrom Flyers (Gainesville)	L	19-0
10/15	Mercer (Gainesville)	W	7-0
10/22	Tennessee (Knoxville)	L	9-0
10/29	Howard (Montgomery) (Changed name to Samford in 1965)	W	34-0
11/5	So. Carolina (Tampa)	T	7-7
11/12	Alabama (Tuscaloosa)	W	9-2
11/18	Mississippi College (Gainesville)	T	7-7
11/26	Oglethorpe (Gainesville)	W	21-3
12/3	North Carolina (Jacksonville)	L	14-10

G	W	L	T	PT	OP
11	6	3	2	134	61

1922 William Kline

10/7	Furman (Gainesville)	L	7-6
10/14	Rollins (Orlando)	W	19-0
10/21	American Legion (Tampa)	W	14-0
10/28	Howard (Gainesville) (Changed name to Samford in 1965)	W	57-0
11/4	Harvard (Boston)	L	24-0
11/11	Mississippi College (Tampa)	W	58-0
11/18	Tulane (New Orleans)	W	27-6
11/25	Oglethorpe (Atlanta)	W	12-0
12/25	Clemson (Jacksonville)	W	47-14

G	W	L	T	PT	OP
9	7	2	0	240	51

1923 J. A. Van Fleet

10/6	Army (West Point)	L	20-0
10/13	Georgia Tech (Atlanta)	T	7-7
10/19	Rollins (Gainesville)	W	28-0
10/27	Wake Forest (Tampa)	W	16-7
11/3	Mercer (Gainesville) HC	W	19-7
11/10	Stetson (Gainesville)	W	27-0
11/17	Florida So. (Lakeland)	W	53-0
11/24	Mississippi St. (Jacksonville)	T	13-13
11/29	Alabama (Birmingham)	W	16-6

G	W	L	T	PT	OP
9	6	1	2	179	60

ALL-TIME RESULTS *Rankings in parentheses are Associated Press rankings; UF ranking listed first and opponent second*

1924 J. A. Van Fleet

10/4	Rollins (Gainesville)	W	77-0		
10/11	Georgia Tech (Atlanta)	T	7-7		
10/18	Wake Forest (Tampa)	W	34-0		
10/25	Texas (Austin)	T	7-7		
11/1	Florida So. (Gainesville)	W	27-0		
11/8	Army (West Point)	L	14-7		
11/14	Mercer (Macon)	L	10-0		
11/22	Mississippi St. (Montgomery)	W	27-0		
11/27	Drake (Gainesville) HC	W	10-0		
12/6	Washington & Lee (Jacksonville)	W	16-6		
G	W	L	T	PT	OP
10	6	2	2	212	44

1925 Tom Sebring

10/3	Mercer (Gainesville)	W	24-0		
10/10	Florida So. (Gainesville)	W	9-0		
10/10	Hampden-Sydney (Gainesville)	W	22-6		
10/17	Georgia Tech (Atlanta)	L	23-7		
10/24	Wake Forest (Gainesville) HC	W	24-3		
10/31	Rollins (Gainesville)	W	65-0		
11/7	Clemson (Clemson)	W	42-0		
11/14	Alabama (Montgomery)	L	34-0		
11/21	Mississippi St. (Tampa)	W	12-0		
11/26	Washington and Lee (Jacksonville)	W	17-14		
G	W	L	T	PT	OP
10	8	2	0	222	80

1926 Tom Sebring

9/23	Florida So. (Gainesville)	W	16-0		
10/2	Chicago (Chicago)	L	12-6		
10/6	Ole Miss (Gainesville)	L	12-7		
10/16	Mercer (Macon)	L	7-3		
10/23	Kentucky (Jacksonville)	L	18-13		
10/30	Georgia (Athens)	L	32-9		
11/6	Clemson (Gainesville) HC	W	33-0		
11/13	Alabama (Montgomery)	L	49-0		
11/20	Hampden-Sydney (Tampa)	T	0-0		
11/27	Washington & Lee (Jacksonville)	T	7-7		
G	W	L	T	PT	OP
10	2	6	2	94	137

1927 Tom Sebring

9/24	Florida So. (Gainesville)	W	26-7		
10/1	Davidson (Gainesville)	L	12-0		
10/8	Auburn (Auburn)	W	33-6		
10/15	Kentucky (Jacksonville)	W	27-6		
10/23	N.C. State (Tampa)	L	12-6		
10/30	Mercer (Gainesville) HC	W	32-6		
11/6	Georgia (Jacksonville)	L	28-0		
11/12	Alabama (Montgomery)	W	13-6		
11/24	Washington & Lee (Jacksonville)	W	20-7		
12/3	Maryland (Jacksonville)	W	7-6		
G	W	L	T	PT	OP
10	7	3	0	164	96

1928 Charles Bachman

10/6	Florida So. (Gainesville)	W	26-0		
10/13	Auburn (Gainesville)	W	27-0		
10/20	Mercer (Gainesville) HC	W	73-0		
10/27	N.C. State (Jacksonville)	W	14-7		
11/3	Sewanee (Jacksonville)	W	71-6		
11/10	Georgia (Savannah)	W	26-6		
11/17	Clemson (Jacksonville)	W	27-6		
11/29	Washington & Lee (Jacksonville)	W	60-6		
12/8	Tennessee (Knoxville)	L	13-12		
G	W	L	T	PT	OP
9	8	1	0	336	44

1929 Charles Bachman

9/28	Florida So. (Gainesville)	W	54-0		
10/5	VMI (Tampa)	W	18-7		
10/11	Auburn (Montgomery)	W	19-0		
10/19	Georgia Tech (Atlanta)	L	19-6		
10/26	Georgia (Jacksonville)	W	18-6		
11/2	Harvard (Cambridge)	L	14-0		
11/16	Clemson (Gainesville) HC	W	13-7		
11/23	So. Carolina (Columbia)	W	20-7		
11/28	Washington & Lee (Jacksonville)	W	25-7		
12/7	Oregon (Miami)	W	20-6		
G	W	L	T	PT	OP
10	8	2	0	193	73

1930 Charles Bachman

9/27	Florida So. (Gainesville)	W	45-7		
10/4	N.C. State (Tampa)	W	27-0		
10/11	Auburn (Jacksonville)	W	7-0		
10/18	Chicago (Chicago)	W	19-0		
10/25	Furman (Gainesville)	L	14-13		
11/1	Georgia (Savannah)	T	0-0		
11/8	Alabama (Gainesville) HC	L	20-0		
11/15	Clemson (Cahoun, S.C.)	W	27-0		
11/27	Georgia Tech (Atlanta)	W	55-7		
12/6	Tennessee (Jacksonville)	L	13-6		
G	W	L	T	PT	OP
10	6	3	1	199	61

1931 Charles Bachman

10/3	N.C. State (Raleigh)	W	31-0		
10/10	North Carolina (Gainesville)	T	0-0		
10/17	Syracuse (Syracuse)	L	33-12		
10/24	Auburn (Jacksonville)	W	13-12		
10/31	Georgia (Gainesville) HC	L	33-6		
11/7	Alabama (Birmingham)	L	41-0		
11/14	So. Carolina (Tampa)	T	6-6		
11/21	Georgia Tech (Atlanta)	L	23-0		
11/28	UCLA (Los Angeles)	L	13-0		
12/5	Kentucky (Jacksonville)	L	7-2		
G	W	L	T	PT	OP
10	2	6	2	70	168

1932 Charles Bachman

10/8	Sewanee (Jacksonville)	W	19-0		
10/15	The Citadel (Gainesville)	W	27-7		
10/22	N.C. State (Tampa)	L	17-6		
10/29	Georgia (Athens)	L	33-12		
11/5	North Carolina (Tampa)	L	18-13		
11/12	Auburn (Montgomery)	L	21-6		
11/19	Georgia Tech (Gainesville) HC	L	6-0		
12/3	Tennessee (Jacksonville)	L	32-13		
12/7	UCLA (Gainesville)	W	12-2		
G	W	L	T	PT	OP
9	3	6	0	108	136

1933 D. K. Stanley

9/3	Stetson (Gainesville)	W	28-0		
10/7	Sewanee (Jacksonville)	W	31-0		
10/14	N.C. State (Raleigh)	T	0-0		
10/21	North Carolina (Gainesville)	W	9-0		
10/28	Tennessee (Knoxville)	L	13-6		
11/4	Georgia (Jacksonville)	L	14-0		
11/11	Georgia Tech (Atlanta)	L	19-7		
11/18	Auburn (Gainesville) HC	W	14-7		
12/2	Maryland (Tampa)	W	19-0		
G	W	L	T	PT	OP
9	5	3	1	114	53

1934 D. K. Stanley

9/29	Rollins (Jacksonville)	W	13-2		
10/6	VPI (Blacksburg)	W	20-13		
10/13	Tulane (Gainesville)	L	28-12		
10/20	N.C. State (Tampa)	W	14-0		
10/27	Maryland (College Park)	L	21-0		
11/3	Georgia (Jacksonville)	L	14-0		
11/10	Ole Miss (Gainesville)	T	13-13		
11/17	Auburn (Montgomery)	W	14-7		
11/24	Georgia Tech (Gainesville) HC	W	13-12		
12/1	Stetson (Gainesville)	W	14-0		
G	W	L	T	PT	OP
10	6	3	1	113	110

1935 D. K. Stanley

9/28	Stetson (Gainesville)	W	34-0		
10/12	Tulane (New Orleans)	L	19-7		
10/19	Ole Miss (Oxford)	L	27-6		
10/26	Maryland (Gainesville) HC	L	20-6		
11/2	Georgia (Jacksonville)	L	7-0		
11/9	Kentucky (Lexington)	L	15-6		
11/16	Sewanee (Gainesville)	W	20-0		
11/25	Georgia Tech (Atlanta)	L	39-6		
11/30	Auburn (Miami)	L	27-6		
12/7	So. Carolina (Tampa)	W	22-0		
G	W	L	T	PT	OP
10	3	7	0	113	154

1936 Josh Cody

10/3	The Citadel (Gainesville)	W	20-14		
10/10	So. Carolina (Columbia)	L	7-0		
10/17	Stetson (Gainesville)	W	32-0		
10/24	Kentucky (Lexington)	L	7-0		
10/31	Maryland (Gainesville) HC	W	7-6		
11/7	Georgia (Jacksonville)	L	26-8		
11/14	Sewanee (Gainesville)	W	18-7		
11/21	Georgia Tech (Atlanta)	L	38-14		
11/28	Auburn (Montgomery)	L	13-0		
12/5	Mississippi St. (Gainesville)	L	7-0		
G	W	L	T	PT	OP
10	4	6	0	99	125

1937 Josh Cody

9/25	LSU (Baton Rouge)	L	19-0		
10/2	Stetson (Gainesville)	W	18-0		
10/9	Temple (Philadelphia)	L	7-6		
10/16	Sewanee (Gainesville)	W	21-0		
10/23	Mississippi St. (Starkville)	L	14-13		
10/30	Maryland (College Park)	L	13-7		
11/6	Georgia (Jacksonville)	W	6-0		
11/13	Clemson (Gainesville)	L	10-9		
11/20	Georgia Tech (Gainesville) HC	L	12-0		
11/27	Auburn (Jacksonville)	L	14-0		
12/4	Kentucky (Gainesville)	W	6-0		
G	W	L	T	PT	OP
11	4	7	0	86	89

ALL-TIME RESULTS *Rankings in parentheses are Associated Press rankings; UF ranking listed first and opponent second***1938 Josh Cody**

9/24	Stetson (Gainesville)	L	16-14		
10/1	Mississippi St. (Starkville)	L	22-0		
10/8	Sewanee (Gainesville)	W	10-6		
10/15	Miami (Gainesville)	L	19-7		
10/22	Tampa (Tampa)	W	33-0		
10/29	Boston College (Gainesville)	L	33-0		
11/5	Georgia (Jacksonville)	L	19-6		
11/12	Maryland (Gainesville) HC	W	21-7		
11/19	Georgia Tech (Atlanta)	T	0-0		
11/26	Auburn (Jacksonville)	W	9-7		
12/31	Temple (Gainesville)	L	20-12		
G	W	L	T	PT	OP
11	4	6	1	112	149

1939 Josh Cody

9/23	Stetson (Gainesville)	W	21-0		
9/30	Texas (Austin)	L	12-0		
10/7	Mississippi St. (Gainesville)	L	14-0		
10/12	Boston College (Boston)	W	7-0		
10/21	Tampa (Gainesville)	W	7-0		
10/28	Maryland (College Park)	W	14-0		
11/4	So. Carolina (Columbia)	L	6-0		
11/11	Georgia (Jacksonville)	L	6-2		
11/18	Miami (Miami)	W	13-0		
11/25	Georgia Tech (Gainesville) (NR/19) HC	L	21-7		
11/30	Auburn (Auburn)	T	7-7		
G	W	L	T	PT	OP
11	5	5	1	78	66

1940 Thomas J. Lieb

9/28	Mississippi St. (Gainesville)	L	27-7		
10/5	Tampa (Tampa)	W	23-0		
10/11	Villanova (Philadelphia)	L	28-0		
10/19	Maryland (Gainesville) HC	W	19-0		
10/26	Tennessee (Knoxville) (NR/5)	L	14-0		
11/9	Georgia (Jacksonville)	W	18-13		
11/16	Miami (Miami)	W	46-6		
11/23	Georgia Tech (Atlanta)	W	16-7		
11/30	Auburn (Columbus)	L	20-7		
12/7	Texas (Gainesville)	L	26-0		
G	W	L	T	PT	OP
10	5	5	0	136	141

1941 Thomas J. Lieb

9/20	Randolph Macon (Gainesville)	W	26-0		
9/27	Mississippi St. (Starkville)	L	6-0		
10/4	Tampa (Gainesville)	W	46-6		
10/11	Villanova (Gainesville)	L	6-0		
10/18	Maryland (College Park)	L	13-12		
10/25	LSU (Baton Rouge)	L	10-7		
11/8	Georgia (Jacksonville)	L	19-3		
11/15	Miami (Miami)	W	14-0		
11/22	Georgia Tech (Gainesville) HC	W	14-7		
12/20	UCLA (Jacksonville)	L	30-27		
G	W	L	T	PT	OP
10	4	6	0	149	97

1942 Thomas J. Lieb

9/19	Jax NAS (Jacksonville)	L	20-7		
9/26	Randolph Macon (Gainesville)	W	45-0		
10/3	Tampa (Tampa)	W	26-6		
10/10	Auburn (Gainesville)	W	6-0		
10/16	Villanova (Philadelphia)	L	13-3		
10/24	Mississippi St. (Gainesville) (NR/16) HC	L	26-12		
10/31	Maryland (Washington, D.C.)	L	13-0		
11/7	Georgia (Jacksonville) (NR/1)	L	75-0		
11/14	Miami (Miami)	L	12-0		
11/21	Georgia Tech (Atlanta) (NR/2)	L	20-7		
G	W	L	T	PT	OP
10	3	7	0	106	185

1943 No Team**1944 Thomas J. Lieb**

9/23	Mayport NAS (Gainesville)	W	36-6		
9/30	Ole Miss (Jacksonville)	L	26-6		
10/7	Jacksonville NAS (Gainesville)	W	26-20		
10/14	Tennessee (Knoxville) (NR/15)	L	40-0		
10/28	Maryland (Gainesville) HC	W	13-6		
11/3	Miami (Miami)	W	13-0		
11/11	Georgia (Jacksonville)	L	38-12		
G	W	L	T	PT	OP
7	4	3	0	106	136

1945 Thomas J. Lieb

9/22	Camp Blanding (63rd Inf.) (Gainesville)	W	31-2		
9/29	Ole Miss (Jacksonville)	W	26-13		
10/6	Tulane (New Orleans)	T	6-6		
10/13	Vanderbilt (Gainesville) HC	L	7-0		
10/19	Miami (Miami)	L	7-6		
10/27	SW Louisiana (Gainesville)	W	45-0		
11/3	Auburn (Auburn)	L	19-0		
11/10	Georgia (Jacksonville)	L	34-0		
11/17	Presbyterian (Gainesville)	W	41-0		
11/24	US Amphibs (Norfolk)	L	12-0		
G	W	L	T	PT	OP
10	4	5	1	155	100

1946 Raymond B. Wolf

9/28	Ole Miss (Jacksonville)	L	13-7		
10/5	Tulane (New Orleans)	L	27-13		
10/12	Vanderbilt (Nashville)	L	20-0		
10/19	Miami (Gainesville) HC	L	20-13		
10/26	North Carolina (Chapel Hill) (NR/10)	L	40-19		
11/9	Georgia (Jacksonville) (NR/5)	L	33-14		
11/16	Villanova (Gainesville)	L	27-20		
11/23	N.C. State (Tampa)	L	37-6		
11/30	Auburn (Gainesville)	L	47-12		
G	W	L	T	PT	OP
9	0	9	0	104	264

1947 Raymond B. Wolf

9/27	Ole Miss (Jacksonville)	L	14-6		
10/4	North Texas St. (Gainesville)	L	20-12		
10/11	Auburn (Montgomery)	L	20-14		
10/18	N.C. State (Raleigh) (NR/18)	W	7-6		
10/25	North Carolina (Gainesville) HC	L	35-7		
11/1	Furman (Tampa)	W	34-7		
11/8	Georgia (Jacksonville)	L	34-6		
11/15	Tulane (New Orleans)	T	7-7		
11/21	Miami (Miami)	W	7-6		
11/29	Kansas St. (Gainesville)	W	25-7		
G	W	L	T	PT	OP
10	4	5	1	125	156

1948 Raymond B. Wolf

9/25	Ole Miss (Gainesville)	L	14-0		
10/2	Tulsa (Gainesville)	W	28-14		
10/9	Auburn (Tampa)	W	16-9		
10/16	Rollins (Gainesville)	W	41-12		
10/23	Georgia Tech (Atlanta) (NR/6)	L	42-7		
10/30	Furman (Greenville)	W	39-14		
11/6	Georgia (Jacksonville) (NR/13)	L	20-12		
11/13	Kentucky (Lexington)	L	34-15		
11/20	Miami (Gainesville) HC	W	27-13		
11/27	Alabama (Tuscaloosa)	L	34-28		
G	W	L	T	PT	OP
10	5	5	0	213	206

1949 Raymond B. Wolf

9/24	The Citadel (Gainesville)	W	13-0		
10/1	Tulsa (Tulsa)	W	40-7		
10/8	Auburn (Mobile)	T	14-14		
10/15	Vanderbilt (Jacksonville)	L	22-17		
10/22	Georgia Tech (Gainesville) HC	L	43-14		
10/29	Furman (Gainesville)	W	28-27		
11/5	Georgia (Jacksonville)	W	28-7		
11/12	Kentucky (Tampa) (NR/14)	L	35-0		
11/18	Miami (Miami)	L	28-13		
11/26	Alabama (Gainesville)	L	35-13		
G	W	L	T	PT	OP
10	4	5	1	180	218

1950 Bob Woodruff

9/23	The Citadel (Gainesville)	W	7-3		
9/30	Duquesne (Gainesville)	W	27-14		
10/7	Georgia Tech (Atlanta)	L	16-13		
10/14	Auburn (Gainesville) HC	W	27-7		
10/21	Vanderbilt (Nashville) (NR/13)	W	31-27		
10/28	Furman (Gainesville) (20/NR)	W	19-7		
11/4	Kentucky (Lexington) (17/5)	L	40-6		
11/11	Georgia (Jacksonville)	L	6-0		
11/18	Miami (Gainesville) (NR/17)	L	20-14		
11/25	Alabama (Jacksonville) (NR/17)	L	41-13		
G	W	L	T	PT	OP
10	5	5	0	157	181

ALL-TIME RESULTS *Rankings in parentheses are Associated Press rankings; UF ranking listed first and opponent second*

1951 Bob Woodruff

9/15	Wyoming (Jacksonville)	W	13-0		
9/22	The Citadel (Gainesville)	W	27-7		
9/29	Georgia Tech (Gainesville)	L	27-0		
10/6	Loyola (Pasadena, Calif.)	W	40-7		
10/13	Auburn (Auburn)	L	14-13		
10/20	Vanderbilt (Gainesville) HC	W	33-13		
10/27	Kentucky (Gainesville) (NR/17)	L	14-6		
11/10	Georgia (Jacksonville)	L	7-6		
11/17	Miami (Miami)	L	21-6		
11/24	Alabama (Tuscaloosa)	W	30-21		
G	W	L	T	PT	OP
10	5	5	0	174	131

1952 Bob Woodruff

9/20	Stetson (Gainesville)	W	33-6		
9/27	Georgia Tech (Atlanta) (NR/3)	L	17-14		
10/4	The Citadel (Gainesville)	W	33-0		
10/11	Clemson (Gainesville)	W	54-13		
10/18	Vanderbilt (Nashville)	L	20-13		
10/25	Georgia (Jacksonville) (20/NR)	W	30-0		
11/1	Auburn (Gainesville) (17/NR) HC	W	31-21		
11/15	Tennessee (Knoxville) (18/7)	L	26-12		
11/22	Miami (Gainesville)	W	43-6		
12/6	Kentucky (Gainesville) (17/NR)	W	27-0		
1/1	Tulsa (15/12)	W	14-13		
(Gator Bowl, Jacksonville, Fla.)					
G	W	L	T	PT	OP
11	8	3	0	304	122

1953 Bob Woodruff

9/19	Rice (Houston) (15/12)	L	20-16		
9/26	Georgia Tech (Gainesville) (NR/3)	T	0-0		
10/3	Kentucky (Lexington)	L	26-13		
10/10	Stetson (Gainesville)	W	45-0		
10/17	The Citadel (Jacksonville)	W	60-0		
10/24	LSU (Gainesville) (NR/14) HC	T	21-21		
10/31	Auburn (Auburn)	L	16-7		
11/7	Georgia (Jacksonville) NBC	W	21-7		
11/14	Tennessee (Gainesville) (NR/18)	L	9-7		
11/28	Miami (Miami)	L	14-10		
G	W	L	T	PT	OP
10	3	5	2	200	113

1954 Bob Woodruff

9/18	Rice (Houston) (NR/16)	L	34-14		
9/25	Georgia Tech (Atlanta) (NR/5)	W	13-12		
10/2	Auburn (Gainesville) (20/NR)	W	19-13		
10/9	Clemson (Gainesville) (14/NR)	L	14-7		
10/16	Kentucky (Gainesville)	W	21-7		
10/23	LSU (Baton Rouge) (18/NR)	L	20-7		
10/30	Mississippi St. (Gainesville) HC	W	7-0		
11/6	Georgia (Jacksonville)	L	14-13		
11/13	Tennessee (Knoxville)	W	14-0		
11/27	Miami (Gainesville) (NR/11)	L	14-0		
G	W	L	T	PT	OP
10	5	5	0	115	128

1955 Bob Woodruff

9/17	Mississippi St. (Gainesville)	W	20-14		
9/24	Georgia Tech (Gainesville) (19/2)	L	14-7		
10/1	Auburn (Auburn)	L	13-0		
10/8	George Washington (Jacksonville)	W	28-0		
10/15	LSU (Gainesville)	W	18-14		
10/22	Kentucky (Lexington)	L	10-7		
11/5	Georgia (Jacksonville)	W	19-13		
11/12	Tennessee (Gainesville) HC	L	20-0		
11/19	Vanderbilt (Nashville)	L	21-6		
11/26	Miami (Miami) (NR/14)	L	7-6		
G	W	L	T	PT	OP
10	4	6	0	111	126

1956 Bob Woodruff

9/22	Mississippi St. (Starkville)	W	26-0		
9/29	Clemson (Gainesville) (19/NR)	T	20-20		
10/6	Kentucky (Gainesville)	L	17-8		
10/13	Rice (Gainesville)	W	7-0		
10/20	Vanderbilt (Nashville)	W	21-7		
10/27	LSU (Baton Rouge)	W	21-6		
11/3	Auburn (Gainesville) HC	W	20-0		
11/10	Georgia (Jacksonville) (13/NR)	W	28-0		
11/24	Georgia Tech (Jacksonville) (13/5)	L	28-0		
12/1	Miami (Gainesville) (18/6)	L	20-7		
G	W	L	T	PT	OP
10	6	3	1	158	98

1957 Bob Woodruff

9/28	Wake Forest (Gainesville)	W	27-0		
10/5	Kentucky (Lexington)	W	14-7		
10/19	Mississippi St. (Gainesville) HC	L	29-20		
10/26	LSU (Gainesville) (NR/10)	W	22-14		
11/2	Auburn (Auburn) (19/4)	L	13-0		
11/9	Georgia (Jacksonville)	W	22-0		
11/16	Vanderbilt (Gainesville)	W	14-7		
11/23	Georgia Tech (Atlanta)	T	0-0		
11/30	Miami (Miami) (20/NR)	W	14-0		
G	W	L	T	PT	OP
9	6	2	1	133	70

1958 Bob Woodruff

9/20	Tulane (Gainesville)	W	34-14		
9/27	Mississippi St. (Gainesville) (18/11)	L	14-7		
10/10	UCLA (Los Angeles)	W	21-14		
10/18	Vanderbilt (Gainesville) (18/NR) HC	T	6-6		
10/25	LSU (Baton Rouge) (NR/3)	L	10-7		
11/1	Auburn (Gainesville) (NR/4)	L	6-5		
11/8	Georgia (Jacksonville) (19/NR)	W	7-6		
11/15	Arkansas St. (Gainesville) (18/NR)	W	51-7		
11/22	Florida St. (Gainesville) (12/NR)	W	21-7		
11/29	Miami (Jacksonville) (14/NR)	W	12-9		
12/27	Ole Miss (14/11) CBS (N)	L	7-3		
(Gator Bowl, Jacksonville, Fla.)					
G	W	L	T	PT	OP
11	6	4	1	174	100

1959 Bob Woodruff

9/18	Tulane (New Orleans)	W	30-0		
9/26	Mississippi St. (Gainesville) (19/NR)	W	14-13		
10/3	Virginia (Gainesville) (19/NR)	W	55-10		
10/10	Rice (Houston) (17/NR)	T	13-13		
10/17	Vanderbilt (Nashville) (19/NR)	L	13-6		
10/24	LSU (Gainesville) (NR/1) HC	L	9-0		
10/31	Auburn (Auburn) (NR/8)	L	6-0		
11/7	Georgia (Jacksonville) (NR/11)	L	21-10		
11/21	Florida St. (Gainesville)	W	18-8		
11/28	Miami (Jacksonville) (NR/12)	W	23-14		
G	W	L	T	PT	OP
10	5	4	1	169	107

1960 Ray Graves

9/17	George Washington (Gainesville)	W	30-7		
9/24	Florida St. (Gainesville)	W	3-0		
10/1	Georgia Tech (Gainesville) (NR/10)	W	18-17		
10/8	Rice (Miami) (18/NR)	L	10-0		
10/15	Vanderbilt (Gainesville)	W	12-0		
10/22	LSU (Baton Rouge)	W	13-10		
10/29	Auburn (Gainesville) (NR/14)	L	10-7		
11/5	Georgia (Jacksonville)	W	22-14		
11/12	Tulane (Gainesville) (20/NR) HC	W	21-6		
11/26	Miami (Miami) (19/NR)	W	18-0		
12/31	Baylor (NR/12) CBS (N)	W	13-12		
(Gator Bowl, Jacksonville, Fla.)					
G	W	L	T	PT	OP
11	9	2	0	157	86

1961 Ray Graves

9/23	Clemson (Gainesville)	W	21-17		
9/30	Florida St. (Gainesville)	T	3-3		
10/6	Tulane (New Orleans)	W	14-3		
10/14	Rice (Houston)	L	19-10		
10/21	Vanderbilt (Nashville)	W	7-0		
10/28	LSU (Gainesville) (NR/7) HC	L	23-0		
11/4	Georgia Tech (Atlanta) (NR/7)	L	20-0		
11/11	Georgia (Jacksonville)	W	21-14		
11/25	Auburn (Auburn)	L	32-15		
12/2	Miami (Gainesville)	L	15-6		
G	W	L	T	PT	OP
10	4	5	1	97	146

1962 Ray Graves

9/22	Mississippi St. (Jackson)	W	19-9		
9/29	Georgia Tech (Gainesville) (NR/8)	L	17-0		
10/6	Duke (Jacksonville)	L	28-21		
10/13	Texas A&M (Gainesville)	W	42-6		
10/20	Vanderbilt (Gainesville) HC	W	42-7		
10/27	LSU (Baton Rouge) (NR/6)	L	23-0		
11/3	Auburn (Gainesville) (NR/10)	W	22-3		
11/10	Georgia (Jacksonville)	W	23-15		
11/17	Florida St. (Gainesville)	W	20-7		
12/1	Miami (Miami)	L	17-15		
12/30	Penn St. (NR/9) CBS (N)	W	17-7		
(Gator Bowl, Jacksonville, Fla.)					
G	W	L	T	PT	OP
11	7	4	0	221	139

ALL-TIME RESULTS *Rankings in parentheses are Associated Press rankings; UF ranking listed first and opponent second***1963 Ray Graves**

9/14	Georgia Tech (Atlanta) ABC (N)	L	9-0
9/28	Mississippi St. (Gainesville)	T	9-9
10/5	Richmond (Gainesville)	W	35-28
10/12	Alabama (Tuscaloosa) (NR/3)	W	10-6
10/19	Vanderbilt (Nashville)	W	21-0
10/26	LSU (Gainesville) HC	L	14-0
11/2	Auburn (Auburn) (NR/5)	L	19-0
11/9	Georgia (Jacksonville)	W	21-14
11/23	Miami (Miami)	W	27-21
11/30	Florida St. (Gainesville)	W	7-0

G	W	L	T	PT	OP
10	6	3	1	130	120

1964 Ray Graves

9/19	SMU (Gainesville) ABC (R)	W	24-8
9/26	Mississippi St. (Jackson)	W	16-13
10/10	Ole Miss (Gainesville)	W	30-14
10/17	So. Carolina (Gainesville) HC	W	37-0
10/24	Alabama (Tuscaloosa) (9/3)	L	17-14
10/31	Auburn (Gainesville) (10/NR)	W	14-0
11/7	Georgia (Jacksonville) (9/NR)	L	14-7
11/21	Florida St. (Tallahassee)	L	16-7
11/28	Miami (Gainesville)	W	12-10
12/5	LSU (Baton Rouge)	W	20-6

G	W	L	T	PT	OP
10	7	3	0	181	98

1965 Ray Graves

9/18	Northwestern (Evanston)	W	24-14
9/25	Mississippi St. (Gainesville) (8/NR)	L	18-13
10/2	LSU (Gainesville) (NR/5)	W	14-7
10/9	Ole Miss (Oxford) (10/NR)	W	17-0
10/16	N.C. State (Gainesville) (9/NR) HC	W	28-6
10/30	Auburn (Auburn) (7/NR) ABC (R)	L	28-17
11/6	Georgia (Jacksonville)	W	14-10
11/13	Tulane (Gainesville)	W	51-13
11/20	Miami (Miami) (10/NR)	L	16-13
11/27	Florida St. (Gainesville)	W	30-17
1/1	Missouri (NR/6) NBC (N)	L	20-18

(Sugar Bowl, New Orleans, La.)

G	W	L	T	PT	OP
11	7	4	0	239	149

1966 Ray Graves

9/17	Northwestern (Gainesville)	W	43-7
9/24	Mississippi St. (Gainesville)	W	28-7
10/1	Vanderbilt (Nashville)	W	13-0
10/8	Florida St. (Tallahassee) (10/NR)	W	22-19
10/15	N.C. State (Raleigh) (8/NR)	W	17-10
10/22	LSU (Baton Rouge) (8/NR)	W	28-7
10/29	Auburn (Gainesville) (7/NR) HC	W	30-27
11/5	Georgia (Jacksonville) (7/NR)	L	27-10
11/12	Tulane (Gainesville)	W	31-10
11/26	Miami (Gainesville) (9/NR)	L	21-16
1/1	Georgia Tech (NR/8)	W	27-12

(Orange Bowl, Miami, Fla.)

G	W	L	T	PT	OP
11	9	2	0	265	147

1967 Ray Graves

9/23	Illinois (Gainesville)	W	14-0
9/30	Mississippi St. (Jackson)	W	24-7
10/7	LSU (Gainesville)	L	37-6
10/14	Tulane (New Orleans)	W	35-0
10/28	Vanderbilt (Gainesville) HC	W	27-22
11/4	Auburn (Auburn)	L	26-21
11/11	Georgia (Jacksonville) ABC (R)	W	17-16
11/18	Kentucky (Gainesville)	W	28-12
11/25	Florida St. (Gainesville)	L	21-16
12/10	Miami (Miami) ABC (N)	L	20-13

G	W	L	T	PT	OP
10	6	4	0	201	161

1968 Ray Graves

9/21	Air Force (Tampa) (6/NR)	W	23-20
9/28	Florida St. (Tallahassee) (5/NR) ABC (R)	W	9-3
10/5	Mississippi St. (Gainesville) (4/NR)	W	31-14
10/12	Tulane (Gainesville) (7/NR)	W	24-7
10/19	North Carolina (Chapel Hill) (7/NR)	L	22-7
10/26	Vanderbilt (Nashville) (15/NR)	T	14-14
11/2	Auburn (Gainesville) (20/NR) HC	L	24-13
11/9	Georgia (Jacksonville) (NR/9)	L	51-0
11/16	Kentucky (Lexington)	W	16-14
11/30	Miami (Gainesville)	W	14-10

G	W	L	T	PT	OP
10	6	3	1	151	179

1969 Ray Graves

9/20	Houston (Gainesville) (NR/7)	W	59-34
9/27	Mississippi St. (Jackson) (12/NR)	W	47-35
10/4	Florida St. (Gainesville) (12/NR)	W	21-6
10/11	Tulane (Tampa) (12/NR)	W	18-17
10/18	North Carolina (Gainesville) (10/NR) HC	W	52-2
10/25	Vanderbilt (Gainesville) (10/NR)	W	41-20
11/1	Auburn (Auburn) (7/17)	L	38-12
11/8	Georgia (Jacksonville) (13/16) ABC (R)	T	13-13
11/15	Kentucky (Gainesville)	W	31-6
11/29	Miami (Miami)	W	35-16
12/27	Tennessee (15/11) NBC (N)	W	14-13

(Gator Bowl, Jacksonville, Fla.)

G	W	L	T	PT	OP
11	9	1	1	343	200

1970 Doug Dickey

9/12	Duke (Jacksonville) (15/NR)	W	21-19
9/19	Mississippi St. (Gainesville) (14/NR)	W	34-13
9/26	Alabama (Tuscaloosa) (13/NR)	L	46-15
10/3	N.C. State (Gainesville)	W	14-6
10/10	Florida St. (Tallahassee)	W	38-27
10/17	Richmond (Gainesville)	W	20-0
10/24	Tennessee (Knoxville) (NR/11) ABC (R)	L	38-7
10/31	Auburn (Gainesville) (NR/12) HC	L	63-14
11/7	Georgia (Jacksonville) ABC (R)	W	24-17
11/14	Kentucky (Tampa)	W	24-13
11/28	Miami (Gainesville)	L	14-13

G	W	L	T	PT	OP
11	7	4	0	244	256

1971 Doug Dickey

9/11	Duke (Tampa)	L	12-6
9/18	Mississippi St. (Jackson)	L	13-10
9/25	Alabama (Gainesville) (NR/8)	L	38-0
10/2	Tennessee (Gainesville) (NR/12)	L	20-13
10/9	LSU (Baton Rouge) (NR/16)	L	48-7
10/16	Florida St. (Gainesville) (NR/19)	W	17-15
10/23	Maryland (Gainesville) HC	W	27-23
10/30	Auburn (Auburn) (NR/5)	L	40-7
11/6	Georgia (Jacksonville) (NR/7)	L	49-7
11/13	Kentucky (Gainesville)	W	35-24
11/27	Miami (Miami)	W	45-16

G	W	L	T	PT	OP
11	4	7	0	174	298

1972 Doug Dickey

9/23	SMU (Tampa)	L	21-14
9/30	Mississippi St. (Gainesville)	W	28-13
10/7	Florida St. (Tallahassee) (NR/13)	W	42-13
10/14	Alabama (Tuscaloosa) (NR/3)	L	24-7
10/21	Ole Miss (Oxford)	W	16-0
11/4	Auburn (Gainesville) (NR/11)	L	26-20
11/11	Georgia (Jacksonville) ABC (R)	L	10-7
11/18	Kentucky (Gainesville) HC	W	40-0
11/25	LSU (Gainesville) (NR/8)	T	3-3
12/2	Miami (Gainesville)	W	17-6
12/9	North Carolina (Jacksonville) (NR/16)	L	28-24

G	W	L	T	PT	OP
11	5	5	1	218	144

1973 Doug Dickey

9/15	Kansas St. (Gainesville) (14/NR)	W	21-10
9/22	So. Miss (Tampa) (15/NR)	W	14-13
9/29	Mississippi St. (Jackson) (16/NR)	L	33-12
10/6	LSU (Baton Rouge) (NR/10)	L	24-3
10/13	Alabama (Gainesville) (NR/3)	L	35-14
10/20	Ole Miss (Gainesville) HC	L	13-10
11/3	Auburn (Auburn) (NR/19)	W	12-8
11/10	Georgia (Jacksonville) ABC (R)	W	11-10
11/17	Kentucky (Gainesville)	W	20-18
11/24	Miami (Miami)	W	14-7
12/1	Florida St. (Gainesville)	W	49-0
12/22	Miami (OH) University (NR/15)	L	16-7

(Tangerine Bowl, Gainesville, Fla.)

G	W	L	T	PT	OP
12	7	5	0	187	187

1974 Doug Dickey

9/14	California (Gainesville)	W	21-17
9/21	Maryland (Tampa) (NR/14)	W	17-10
9/28	Mississippi St. (Gainesville)	W	29-13
10/5	LSU (Gainesville) (13/NR)	W	24-14
10/12	Vanderbilt (Nashville) (8/NR)	L	24-10
10/19	Florida St. (Tallahassee) (14/NR)	W	24-14
10/26	Duke (Gainesville) (12/NR) HC	W	30-13
11/2	Auburn (Gainesville) (11/5) ABC (R)	W	25-14
11/9	Georgia (Jacksonville) (6/NR)	L	16-17
11/16	Kentucky (Lexington) (9/NR) ABC (R)	L	41-24
11/30	Miami (Gainesville)	W	31-7
12/31	Nebraska (18/8) ABC (R)	L	13-10

(Sugar Bowl, New Orleans, La.)

G	W	L	T	PT	OP
12	8	4	0	261	197

ALL-TIME RESULTS *Rankings in parentheses are Associated Press rankings; UF ranking listed first and opponent second*

1975 Doug Dickey

9/13	SMU (Gainesville) (19/NR)	W	40-14		
9/20	N.C. State (Raleigh) (13/NR)	L	8-7		
9/27	Mississippi St. (Jackson) (19/NR)	W	27-10		
10/4	LSU (Baton Rouge)(20/NR)	W	34-6		
10/11	Vanderbilt (Gainesville) (18/NR)	W	35-0		
10/18	Florida St. (Gainesville) (14/NR)	W	34-8		
10/25	Duke (Gainesville) (12/NR) HC	W	24-16		
11/1	Auburn (Auburn) (11/NR)	W	31-14		
11/8	Georgia (Jacksonville) (11/NR) ABC (R)	L	10-7		
11/15	Kentucky (Gainesville) (14/NR)	W	48-7		
11/29	Miami (Miami) (13/NR)	W	15-11		
12/29	Maryland (13/17) CBS (N)	L	13-0		
(Gator Bowl, Jacksonville, Fla.)					
G	W	L	T	PT	OP
12	9	3	0	302	117

1976 Doug Dickey

9/11	North Carolina (Tampa) (18/NR)	L	24-21		
9/18	Houston (Gainesville)	W	49-14		
9/25	Mississippi St. (Gainesville)	W	34-30		
10/2	LSU (Gainesville) (19/11)	W	28-23		
10/16	Florida St. (Tallahassee) (12/NR)	W	33-26		
10/23	Tennessee (Knoxville) (11/NR)	W	20-18		
10/30	Auburn (Gainesville) (12/NR)	W	24-19		
11/6	Georgia (Jacksonville) (10/7) ABC (N)	L	41-27		
11/13	Kentucky (Lexington) (15/NR)	L	28-9		
11/20	Rice (Gainesville) HC	W	50-22		
11/27	Miami (Orlando)	W	19-10		
1/2	Texas A&M (NR/10) CBS (N)	L	37-14		
(Sun Bowl, El Paso, Texas)					
G	W	L	T	PT	OP
12	8	4	0	328	292

1977 Doug Dickey

9/17	Rice (Houston)(19/NR)	W	48-3		
9/24	Mississippi St. (Jackson) (13/12) ABC (R)	W	24-22		
10/1	LSU (Baton Rouge)(9/NR)	L	36-14		
10/8	Pittsburgh (Gainesville) (20/15)	T	17-17		
10/22	Tennessee (Gainesville) (19/NR)	W	27-17		
10/29	Auburn (Auburn) (18/NR)	L	29-14		
11/5	Georgia (Jacksonville) ABC (N)	W	22-17		
11/12	Kentucky (Gainesville) (NR/7)	L	14-7		
11/19	Utah (Gainesville) HC	W	38-29		
11/26	Miami (Miami)	W	31-14		
12/3	Florida St. (Gainesville) (NR/19) ABC (R)	L	37-9		
G	W	L	T	PT	OP
11	6	4	1	251	235

1978 Doug Dickey

9/16	SMU (Orlando)	L	35-25		
9/30	Mississippi St. (Gainesville)	W	34-0		
10/7	LSU (Gainesville) (NR/11)	L	34-21		
10/14	Alabama (Tuscaloosa) (NR/7)	L	23-12		
10/21	Army (Gainesville) HC	W	31-7		
10/28	Georgia Tech (Atlanta) ABC (R)	L	17-13		
11/4	Auburn (Gainesville)	W	31-7		
11/11	Georgia (Jacksonville) (NR/11)	L	24-22		
11/18	Kentucky (Lexington)	W	18-16		
11/25	Florida St. (Tallahassee)	L	38-21		
12/2	Miami (Gainesville)	L	22-21		
G	W	L	T	PT	OP
11	4	7	0	249	223

1979 Charley Pell

9/15	Houston (Houston) (NR/13)	L	14-10		
9/22	Georgia Tech (Gainesville)	T	7-7		
9/29	Mississippi St. (Jackson)	L	24-10		
10/6	LSU (Baton Rouge) (NR/17)	L	20-3		
10/13	Alabama (Gainesville) (NR/2)	L	40-0		
10/27	Tulsa (Gainesville) HC	L	20-10		
11/3	Auburn (Auburn) (NR/20)	L	19-13		
11/10	Georgia (Jacksonville) ABC (R)	L	33-10		
11/17	Kentucky (Gainesville)	L	31-3		
11/24	Florida St. (Gainesville) (NR/5) ABC (N)	L	27-16		
12/1	Miami (Miami)	L	30-24		
G	W	L	T	PT	OP
11	0	10	1	106	265

1980 Charley Pell

9/13	California (Tampa)	W	41-13		
9/20	Georgia Tech (Atlanta)	W	45-12		
9/27	Mississippi St. (Gainesville)	W	21-15		
10/4	LSU (Gainesville) (19/NR)	L	24-7		
10/18	Ole Miss (Oxford)	W	15-3		
10/25	Louisville (Gainesville) HC	W	13-0		
11/1	Auburn (Gainesville)	W	21-10		
11/8	Georgia (Jacksonville) (20/2) ABC (N)	L	26-21		
11/15	Kentucky (Lexington) (20/NR)	W	17-15		
11/22	Miami (Gainesville) (18/NR) ABC (R)	L	31-7		
11/29	Florida St. (Tallahassee) (NR/3) ABC (N)	L	17-13		
12/20	Maryland, Mizlou (N)	W	35-20		
(Tangerine Bowl, Orlando, Fla.)					
G	W	L	T	PT	OP
12	8	4	0	256	186

1981 Charley Pell

9/5	Miami (Miami) (17/NR)	L	21-20		
9/12	Furman (Gainesville)	W	35-7		
9/19	Georgia Tech (Gainesville)	W	27-6		
9/26	Mississippi St. (Jackson) (NR/12) ABC (R)	L	28-7		
10/3	LSU (Baton Rouge)	W	24-10		
10/10	Maryland (Gainesville)	W	15-10		
10/17	Ole Miss (Gainesville) HC	W	49-3		
10/31	Auburn (Auburn)	L	14-12		
11/7	Georgia (Jacksonville) (NR/4) ABC (R)	L	26-21		
11/14	Kentucky (Gainesville)	W	33-12		
11/28	Florida St. (Gainesville)	W	35-3		
12/31	West Virginia, CBS (N)	L	26-6		
(Peach Bowl, Atlanta, Ga.)					
G	W	L	T	PT	OP
12	7	5	0	284	166

1982 Charley Pell

9/4	Miami (Gainesville) (16/15)	W	17-14		
9/11	USC (Gainesville) (11/10) ABC (R)	W	17-9		
9/25	Mississippi St. (Gainesville) (5/NR)	W	27-17		
10/2	LSU (Gainesville) (4/NR)	L	24-13		
10/9	Vanderbilt (Nashville) (14/NR)	L	31-29		
10/16	West Texas St. (Gainesville) HC	W	77-14		
10/30	Auburn (Gainesville) (NR/19)	W	19-17		
11/6	Georgia (Jacksonville) (20/3) CBS (R)	L	44-0		
11/13	Kentucky (Lexington)	W	39-13		
11/20	Tulane (New Orleans)	W	21-14		
12/4	Florida St. (Tallahassee) (NR/15)	W	13-10		
12/31	Arkansas (NR/14) Mizlou (N)	L	28-24		
(Bluebonnet Bowl, Houston, Texas)					
G	W	L	T	PT	OP
12	8	4	0	296	235

1983 Charley Pell

9/3	Miami (Gainesville)	W	28-3		
9/10	USC (Los Angeles) (18/9)	T	19-19		
9/17	Indiana St. (Gainesville) (15/NR)	W	17-13		
9/24	Mississippi St. (Starkville) (15/NR)	W	35-12		
10/1	LSU (Baton Rouge) (12/16)	W	31-17		
10/8	Vanderbilt (Gainesville) (9/NR)	W	29-10		
10/22	East Carolina (Gainesville) (6/NR) HC	W	24-17		
10/29	Auburn (Auburn) (5/4)	L	28-21		
11/5	Georgia (Jacksonville) (9/4) CBS (R)	L	10-9		
11/12	Kentucky (Gainesville) (14/NR)	W	24-7		
12/3	Florida St. (Gainesville) (12/NR) CBS (N)	W	53-14		
12/20	Iowa (11/10) ABC (N)	W	14-6		
(Gator Bowl, Jacksonville, Fla.)					
G	W	L	T	PT	OP
12	9	2	1	304	156

Charley Pell (first 3 games)

1984 Galen Hall (last 8 games)

9/1	Miami (Tampa) (17/10) ESPN (N)	L	32-20		
9/8	LSU (Gainesville) TBS (N)	T	21-21		
9/15	Tulane (Gainesville)	W	63-21		
9/29	Mississippi St. (Gainesville)	W	27-12		
10/6	Syracuse (Gainesville)	W	16-0		
10/13	Tennessee (Knoxville) (18/NR)	W	43-30		
10/20	Cincinnati (Gainesville) (17/NR) HC	W	48-17		
11/3	Auburn (Gainesville) (13/11) ABC (R)	W	24-3		
11/10	Georgia (Jacksonville) (10/8) CBS (N)	W	27-0		
11/17	Kentucky (Lexington) (5/NR) TBS (N)	W	25-17		
12/1	Florida St. (Tallahassee) (3/12) ABC (N)	W	27-17		
G	W	L	T	PT	OP
11	9	1	1	341	170

1985 Galen Hall

9/7	Miami (Miami) (5/NR)	W	35-23		
9/14	Rutgers (Gainesville) (3/NR)	T	28-28		
9/28	Mississippi St. (Starkville) (11/NR)	W	36-22		
10/5	LSU (Baton Rouge) (11/8)	W	20-0		
10/12	Tennessee (Gainesville) (7/14)	W	17-10		
10/19	SW Louisiana (Gainesville) (5/NR) HC	W	45-0		
10/26	Virginia Tech (Gainesville) (2/NR)	W	35-18		
11/2	Auburn (Auburn) (2/6)	W	14-10		
11/9	Georgia (Jacksonville) (1/17)	L	24-3		
11/16	Kentucky (Gainesville) (11/NR)	W	15-13		
11/30	Florida St. (Gainesville) (6/12)	W	38-14		
G	W	L	T	PT	OP
11	9	1	1	286	162

1986 Galen Hall

8/30	Georgia So. (Gainesville) (13/NR)	W	38-14		
9/6	Miami (Gainesville) (13/2)	L	23-15		
9/20	Alabama (Gainesville) (13/4)	L	21-7		
9/27	Mississippi St. (Starkville)	L	16-10		
10/4	LSU (Gainesville) (NR/18)	L	28-17		
10/11	Kent St. (Gainesville) HC	W	52-9		
10/18	Rutgers (East Rutherford)	W	15-3		
11/1	Auburn (Gainesville) (NR/5)	W	18-17		
11/8	Georgia (Jacksonville) (NR/19)	W	31-19		
11/15	Kentucky (Lexington)	L	10-3		
11/29	Florida St. (Tallahassee)	W	17-13		
G	W	L	T	PT	OP
11	6	5	0	223	173

ALL-TIME RESULTS *Rankings in parentheses are Associated Press rankings; UF ranking listed first and opponent second*

1987 Galen Hall

9/5	Miami (Miami) (20/10) TBS (N)	L	31-4		
9/12	Tulsa (Gainesville)	W	52-0		
9/19	Alabama (Birmingham) (NR/11) TBS (N)	W	23-14		
9/26	Mississippi St. (Gainesville)	W	38-3		
10/3	LSU (Baton Rouge) (19/7) ESPN (N)	L	13-10		
10/10	Cal St. Fullerton (Gainesville) (18/NR)	W	65-0		
10/17	Temple (Gainesville) (14/NR) HC	W	34-3		
10/31	Auburn (Auburn) (10/6) ESPN (N)	L	29-6		
11/7	Georgia (Jacksonville) (17/10) TBS (N)	L	23-10		
11/14	Kentucky (Gainesville) TBS (N)	W	27-14		
11/28	Florida St. (Gainesville) (NR/3) CBS (N)	L	28-14		
12/25	UCLA (NR/10) ABC (R)	L	20-16		
(Aloha Bowl, Honolulu, Hawaii)					
G	W	L	T	PT	OP
12	6	6	0	299	178

1988 Galen Hall

9/3	Montana St. (Gainesville)	W	69-0		
9/10	Ole Miss (Jackson)	W	27-15		
9/17	Indiana St. (Gainesville)	W	58-0		
9/24	Mississippi St. (Gainesville) (20/NR)	W	17-0		
10/1	LSU (Gainesville) (17/14) CBS (N)	W	19-6		
10/8	Memphis St. (Gainesville) (14/NR)	L	17-11		
10/15	Vanderbilt (Nashville) (20/NR) TBS (N)	L	24-9		
10/29	Auburn (Gainesville) (NR/9) ESPN (N) HC	L	16-0		
11/5	Georgia (Jacksonville) (NR/19) TBS (N)	L	26-3		
11/12	Kentucky (Lexington)	W	24-19		
11/26	Florida St. (Tallahassee) (NR/5) ESPN (N)	L	52-17		
12/29	Illinois, ESPN (N)	W	14-10		
(All-American Bowl, Birmingham, Ala.)					
G	W	L	T	PT	OP
12	7	5	0	268	185

Galen Hall (first 5 games)

1989 Gary Darnell (last 7 games)

9/9	Ole Miss (Gainesville) TBS (N)	L	24-19		
9/16	Louisiana Tech (Gainesville)	W	34-7		
9/23	Memphis St. (Memphis)	W	38-13		
9/30	Mississippi St. (Tampa)	W	21-0		
10/7	LSU (Baton Rouge)	W	16-13		
10/14	Vanderbilt (Gainesville) (25/NR)	W	34-11		
10/21	New Mexico (Gainesville) (20/NR) HC	W	27-21		
11/4	Auburn (Auburn) (19/12) ESPN (N)	L	10-7		
11/11	Georgia (Jacksonville) (20/NR) TBS (N)	L	17-10		
11/18	Kentucky (Gainesville)	W	38-28		
12/2	Florida St. (Gainesville) (NR/6) ESPN (N)	L	24-17		
12/30	Washington, NBC (N)	L	34-7		
(Freedom Bowl, Anaheim, Calif.)					
G	W	L	T	PT	OP
12	7	5	0	268	202

1990 Steve Spurrier

9/8	Oklahoma St. (Gainesville)	W	50-7		
9/15	Alabama (Tuscaloosa) (24/NR) TBS (N)	W	17-13		
9/22	Furman (Gainesville) (19/NR)	W	27-3		
9/29	Mississippi St. (Gainesville) (17/NR) TBS (N)	W	34-21		
10/6	LSU (Gainesville) (10/NR) ESPN (N)	W	34-8		
10/13	Tennessee (Knoxville) (9/5) ESPN (N)	L	45-3		
10/20	Akron (Gainesville) (17/NR) HC	W	59-0		
11/3	Auburn (Gainesville) (15/4) ESPN (N)	W	48-7		
11/10	Georgia (Jacksonville) (10/NR) TBS (N)	W	38-7		
11/17	Kentucky (Lexington) (6/NR) TBS (N)	W	47-15		
12/1	Florida St. (Tallahassee) (6/8) ESPN (N)	L	45-30		
G	W	L	T	PT	OP
11	9	2	0	387	171

1991 Steve Spurrier

SEC CHAMPIONS

9/7	San Jose St. (Gainesville) (6/NR)	W	59-21		
9/14	Alabama (Gainesville) (6/17) ESPN (N)	W	35-0		
9/21	Syracuse (Syracuse) (5/17) ABC (R)	L	38-21		
9/28	Mississippi St. (Orlando) (14/21) TBS (N)	W	29-7		
10/5	LSU (Baton Rouge) (13/NR)	W	16-0		
10/12	Tennessee (Gainesville) (10/4) ESPN (N)	W	35-18		
10/19	Northern Illinois (Gainesville) (6/NR) HC	W	41-10		
11/2	Auburn (Auburn) (6/NR) ABC (R)	W	31-10		
11/9	Georgia (Jacksonville)(6/23) ESPN (N)	W	45-13		
11/16	Kentucky (Gainesville) (5/NR)	W	35-26		
11/30	Florida St. (Gainesville) (5/3) ABC (N)	W	14-9		
1/1	Notre Dame (3/18) ABC (N)	L	39-28		
(Sugar Bowl, New Orleans, La.)					
G	W	L	T	PT	OP
12	10	2	0	389	191

1992 Steve Spurrier

9/12	Kentucky (Gainesville) (4/NR) JP (R)	W	35-19		
9/19	Tennessee (Knoxville) (4/14) ABC (R)	L	31-14		
10/1	Mississippi St. (Starkville) (13/24) ESPN (N)	L	30-6		
10/10	LSU (Gainesville) (23/NR)	W	28-21		
10/17	Auburn (Gainesville) (23/NR) ABC (R)	W	24-9		
10/24	Louisville (Gainesville) (20/NR) HC	W	31-17		
10/31	Georgia (Jacksonville) (20/7) ABC (R)	W	26-24		
11/7	So. Miss (Gainesville) (14/NR)	W	24-20		
11/14	So. Carolina (Gainesville) (11/NR) JP (N)	W	14-9		
11/21	Vanderbilt (Nashville) (9/NR) JP (R)	W	41-21		
11/28	Florida St. (Tallahassee) (6/3) ABC (N)	L	45-24		
12/5	Alabama (12/2) ABC (N)	L	28-21		
(SEC Championship Game, Birmingham, Ala.)					
12/31	North Carolina St. (14/12) TBS (N)	W	27-10		
(Gator Bowl, Jacksonville, Fla.)					
G	W	L	T	PT	OP
13	9	4	0	315	284

1993 Steve Spurrier

SEC CHAMPIONS

9/4	Arkansas St. (Gainesville) (8/NR)	W	44-6		
9/11	Kentucky (Lexington) (7/NR)	W	24-20		
9/18	Tennessee (Gainesville) (9/5) ABC (R)	W	41-34		
10/2	Mississippi St. (Gainesville) (5/NR) JP (R)	W	38-24		
10/9	LSU (Baton Rouge) (5/NR) ESPN (N)	W	58-3		
10/16	Auburn (Auburn) (4/19)	L	38-35		
10/30	Georgia (Jacksonville) (10/NR) ABC (R)	W	33-26		
11/6	SW Louisiana (Gainesville) (9/NR) HC	W	61-14		
11/13	So. Carolina (Columbia) (8/NR) JP (R)	W	37-26		
11/20	Vanderbilt (Gainesville) (8/NR) JP (R)	W	52-0		
11/27	Florida St. (Gainesville) (7/1) ABC (R)	L	33-21		
12/4	Alabama (9/17) ABC (N)	W	28-13		
(SEC Championship Game, Birmingham, Ala.)					
1/1	West Virginia (8/3) ABC (N)	W	41-7		
(Sugar Bowl, New Orleans, La.)					
G	W	L	T	PT	OP
13	11	2	0	513	244

1994 Steve Spurrier

SEC CHAMPIONS

9/3	New Mexico St. (Gainesville) (1/NR)	W	70-21		
9/10	Kentucky (Gainesville) (2/NR) ABC (R)	W	73-7		
9/17	Tennessee (Knoxville) (1/15) ESPN (N)	W	31-0		
10/1	Ole Miss (Oxford) (1/NR) JP (N)	W	38-14		
10/8	LSU (Gainesville) (1/NR) JP (N)	W	42-18		
10/15	Auburn (Gainesville) (1/6) ABC (R)	L	36-33		
10/29	Georgia (Gainesville) (5/NR) ESPN (N)	W	52-14		
11/5	So. Miss (Gainesville) (4/NR) HC	W	55-17		
11/12	So. Carolina (Gainesville) (4/NR) JP (N)	W	48-17		
11/19	Vanderbilt (Nashville) (3/NR)	W	24-7		
11/26	Florida St. (Tallahassee) (4/7) ABC (N)	T	31-31		
12/3	Alabama (6/3) ABC (N)	W	24-23		
(SEC Championship Game, Atlanta)					
1/1	Florida St. (5/7) ABC (N)	L	23-17		
(Sugar Bowl, New Orleans, La.)					
G	W	L	T	PT	OP
13	10	2	1	538	228

1995 Steve Spurrier

SEC CHAMPIONS

9/2	Houston (Gainesville) (5/NR)	W	45-21		
9/9	Kentucky (Lexington) (5/NR) PPV	W	42-7		
9/16	Tennessee (Gainesville) (4/8) ABC (R)	W	62-37		
9/30	Ole Miss (Gainesville) (3/NR)	W	28-10		
10/7	LSU (Baton Rouge) (3/21) JP (N)	W	28-10		
10/14	Auburn (Auburn) (3/7) ABC (R)	W	49-38		
10/28	Georgia (Athens) (3/NR) ABC (R)	W	52-17		
11/4	Northern Illinois (Gainesville) (3/NR) HC	W	58-20		
11/11	So. Carolina (Columbia) (3/NR) ESPN (N)	W	63-7		
11/18	Vanderbilt (Gainesville) (3/NR) JP (R)	W	38-7		
11/25	Florida St. (Gainesville) (3/6) ABC (R)	W	35-24		
12/2	Arkansas (2/24) ABC (N)	W	34-3		
(SEC Championship Game, Atlanta)					
1/2	Nebraska (2/1) CBS (N)	L	62-24		
(Fiesta Bowl, Tempe, Ariz.)					
G	W	L	T	PT	OP
13	12	1	0	558	263

1996 Steve Spurrier

NATIONAL CHAMPIONS, SEC CHAMPIONS

8/31	SW Louisiana (Gainesville) (4/NR)	W	55-21		
9/7	Georgia So. (Gainesville) (4/NR) SportSouth (R)W	62-14			
9/21	Tennessee (Knoxville) (4/2) CBS (N)	W	35-29		
9/28	Kentucky (Gainesville) (1/NR) CBS (R)	W	65-0		
10/5	Arkansas (Fayetteville) (1/NR) JP (N)	W	42-7		
10/12	LSU (Gainesville) (1/12) CBS (N) HC	W	56-13		
10/19	Auburn (Gainesville) (1/16) CBS (N)	W	51-10		
11/2	Georgia (Jacksonville) (1/NR) CBS (R)	W	47-7		
11/9	Vanderbilt (Nashville) (1/NR) JP (N)	W	28-21		
11/16	So. Carolina (Gainesville) (1/NR) ESPN2 (N)	W	52-25		
11/30	Florida St. (Tallahassee) (1/2) ABC (N)	L	24-21		
12/7	Alabama (4/11) ABC (N)	W	45-30		
(SEC Championship Game, Atlanta)					
1/2	Florida St. (3/1) ABC (N)	W	52-20		
(Sugar Bowl, New Orleans, La.)					
G	W	L	T	PT	OP
13	12	1	0	611	221

ALL-TIME RESULTS *Rankings in parentheses are Associated Press rankings; UF ranking listed first and opponent second*

1997 Steve Spurrier

8/30	So. Miss (Gainesville) (%2/NR) ESPN2 (N)	W	21-6
9/6	Central Michigan (Gainesville) (%2/NR) PPV	W	82-6
9/20	Tennessee (Gainesville) (%3/4) CBS (N)	W	33-20
9/27	Kentucky (Lexington) (1/NR) CBS (R)	W	55-28
10/4	Arkansas (Gainesville) (1/NR) ESPN2 (N)	W	56-7
10/11	LSU (Baton Rouge) (1/14) ESPN (N)	L	28-21
10/18	Auburn (Auburn) (7/6) CBS (N)	W	24-10
11/1	Georgia (Jacksonville) (6/14) CBS (N)	L	37-17
11/8	Vanderbilt (Gainesville) (13/NR) JP (R) HC	W	20-7
11/15	So. Carolina (Columbia) (12/NR) JP (R)	W	48-21
11/22	Florida St. (Gainesville) (10/2*) CBS (N)	W	32-29
1/1	Penn St. (6/11) ABC (N)	W	21-6

(Citrus Bowl, Orlando, Fla.)

G	W	L	T	PT	OP
12	10	2	0	430	205

% Florida was ranked #1 in the USA Today/ESPN Poll

* Florida St. was #1 in the USA Today/ESPN Poll

1998 Steve Spurrier

9/5	The Citadel (Gainesville) (3/NR) PPV	W	49-10
9/12	Northeast Louisiana (Gainesville) (3/NR) PPV	W	42-10
9/19	Tennessee (Knoxville) (2/6) CBS (N)	OT L	20-17
9/26	Kentucky (Gainesville) (8/25) CBS (R)	W	51-35
10/3	Alabama (Tuscaloosa) (8/NR) JP (R)	W	16-10
10/10	LSU (Gainesville) (6/11) ESPN (N)	W	22-10
10/17	Auburn (Gainesville) (5/NR) CBS (N)	W	24-3
10/31	Georgia (Jacksonville) (5/11) CBS (N)	W	38-7
11/7	Vanderbilt (Nashville) (5/NR) PPV	W	45-13
11/14	So. Carolina (Gainesville) (4/NR) JP (R) HC	W	33-14
11/21	Florida St. (Tallahassee) (4/5) ABC (R)	L	23-12
1/2	Syracuse (7/18) ABC (N)	W	31-10

(Orange Bowl, Miami, Fla.)

G	W	L	T	PT	OP
12	10	2	0	380	165

1999 Steve Spurrier

9/4	Western Michigan (Gainesville) (4/NR) PPV	W	55-26
9/11	Central Florida (Gainesville) (4/NR) PPV	W	58-27
9/18	Tennessee (Gainesville) (4/2) CBS (R)	W	23-21
9/25	Kentucky (Lexington) (3/NR) ESPN (N)	W	38-10
10/2	Alabama (Gainesville) (3/21) CBS (N)	L40-39OT	
10/9	LSU (Baton Rouge) (8/NR) CBS (N)	W	31-10
10/16	Auburn (Auburn) (7/NR) ESPN2 (N)	W	32-14
10/30	Georgia (Jacksonville) (5/10) CBS (N)	W	30-14
11/6	Vanderbilt (Gainesville) (5/NR) CBS (R)	OT W	13-6
11/13	So. Carolina (Columbia) (4/NR) JP (R)	W	20-3
11/18	Florida St. (Gainesville) (3/1) CBS (N)	L	30-23
12/4	Alabama (5/7) ABC (N)	L	34-7

(SEC Championship Game, Atlanta)

1/1	Michigan St. (10/9) ABC (N)	L	37-34
-----	-----------------------------	---	-------

(Citrus Bowl, Orlando, Fla.)

G	W	L	T	PT	OP
13	9	4	0	403	272

2000 Steve Spurrier

SEC CHAMPIONS

9/2	Ball St. (Gainesville) (9/NR) PPV	W	40-19
9/9	Middle Tennessee (Gainesville) (8/NR) PPV	W	55-0
9/16	Tennessee (Knoxville) (6/11) CBS (R)	W	27-23
9/23	Kentucky (Gainesville) (3/NR) CBS (R)	W	59-31
9/30	Mississippi St. (Starkville) (3/NR) CBS (R)	L	47-35
10/7	LSU (Gainesville) (12/NR) JP (R)	W	41-9
10/14	Auburn (Gainesville) (10/19) CBS (N)	W	38-7
10/28	Georgia (Jacksonville) (8/13) CBS (R)	W	34-23
11/4	Vanderbilt (Nashville) (6/NR) JP (R)	W	43-20
11/11	So. Carolina (Gainesville) (5/21) CBS (N) HC	W	41-21
11/18	Florida St. (Tallahassee) (4/3) ABC	L	30-7
12/2	Auburn (7/18) ABC (N)	W	28-6

(SEC Championship Game, Atlanta)

1/2	Miami (7/2) ABC (N)	L	37-20
-----	---------------------	---	-------

(Sugar Bowl, New Orleans, La.)

G	W	L	T	PT	OP
13	10	3	0	468	273

2001 Steve Spurrier

9/1	Marshall (Gainesville) (1/NR) ESPN2 (N)	W	49-14
9/8	Louisiana-Monroe (Gainesville) (2/NR) PPV	W	55-6
9/22	Kentucky (Lexington) (2/NR) JP (R)	W	44-10
9/29	Mississippi St. (Gainesville) (2/21) CBS (N)	W	52-0
10/6	LSU (Baton Rouge) (2/18) CBS (N)	W	44-15
10/13	Auburn (Auburn) (1/NR) ESPN (N)	L	23-20
10/27	Georgia (Jacksonville) (6/15) CBS (N)	W	24-10
11/3	Vanderbilt (Gainesville) (4/NR) JP (R) HC	W	71-13
11/10	So. Carolina (Columbia) (4/14) ESPN (N)	W	54-17
11/17	Florida St. (Gainesville) (4/20) CBS (N)	W	37-13
12/1	Tennessee (Gainesville) (2/5) CBS (N)	L	34-32
1/2	Maryland (5/6) ABC (N)	W	56-23

(Orange Bowl, Miami, Fla.)

G	W	L	T	PT	OP
12	10	2	0	538	178

2002 Ron Zook

8/31	UAB (Gainesville) (6/NR) PPV	W	51-3
9/7	Miami (Gainesville) (6/1) CBS (N)	L	41-16
9/14	Ohio (Gainesville) (12/NR) PPV	W	34-6
9/21	Tennessee (Knoxville) (10/4) CBS (N)	W	30-13
9/28	Kentucky (Gainesville) (7/NR) CBS (N)	W	41-34
10/5	Ole Miss (Oxford) (6/NR) CBS (R)	L	17-14
10/12	LSU (Gainesville) (16/18) ESPN (N)	L	36-7
10/19	Auburn (Gainesville) (NR/NR) ESPN (N)	OT W	30-23
11/2	Georgia (Jacksonville) (NR/5) ESPN (N)	W	20-13
11/9	Vanderbilt (Nashville) (23/NR) PPV	W	21-17
11/16	So. Carolina (Gainesville) (20/NR) ESPN HC	W	28-7
11/30	Florida St. (Tallahassee) (15/23) ABC (R)	L	31-14
1/1	Michigan (15/12) ESPN (N)	L	38-30

(Outback Bowl, Tampa, Fla.)

G	W	L	T	PT	OP
13	8	5	0	336	279

2003 Ron Zook

8/30	San Jose St. (Gainesville) (NR/NR) PPV	W	65-3
9/6	Miami (Miami) (21/3) ABC (R)	L	38-33
9/13	Florida A&M (Gainesville) (19/NR)	W	63-3
9/20	Tennessee (Gainesville) (17/12) CBS (R)	L	24-10
9/27	Kentucky (Lexington) (25/NR) JP (R)	W	24-21
10/4	Ole Miss (Gainesville) (24/NR) JP (R)	L	20-17
10/11	LSU (Baton Rouge) (NR/6) CBS (N)	W	19-7
10/18	Arkansas (Fayetteville) (NR/11) CBS (R)	W	33-28
11/1	Georgia (Jacksonville) (23/4) CBS (R)	W	16-13
11/8	Vanderbilt (Gainesville) (17/NR) JP (R) HC	W	35-17
11/15	So. Carolina (Columbia) (15/NR) JP (R)	W	24-22
11/30	Florida St. (Gainesville) (11/9) CBS (N)	L	38-34
1/1	Iowa (17/13) ESPN (N)	L	37-17

(Outback Bowl, Tampa, Fla.)

G	W	L	T	PT	OP
13	8	5	0	390	271

Ron Zook (first 11 games)

2004 Charlie Strong (game 12 only)

9/11	Eastern Michigan (Gainesville) (11/NR)	W	49-10
9/18	Tennessee (Knoxville) (11/13) CBS (N)	L	30-28
9/25	Kentucky (Gainesville) (16/NR) ESPN2 (R)	W	20-3
10/2	Arkansas (Gainesville) (16/NR) CBS (N)	W	45-30
10/9	LSU (Gainesville) (12/24) ESPN (N)	L	24-21
10/16	Middle Tenn. St. (Gainesville) (22/NR)	W	52-16
10/23	Mississippi St. (Starkville) (19/NR) JP (R)	L	38-31
10/30	Georgia (Jacksonville) (NR/7) CBS (N)	L	31-24
11/6	Vanderbilt (Nashville) (NR/NR)	W	34-17
11/13	So. Carolina (Gainesville) ESPN2 (R) HC	W	48-14
11/20	Florida St. (Tallahassee) (NR/10) ESPN (N)	W	20-13
12/31	Miami (19/14) ESPN (N)	L	27-10

(Peach Bowl, Atlanta, Ga.)

G	W	L	T	PT	OP
12	7	5	0	382	253

2005 Urban Meyer

9/3	Wyoming (Gainesville) (10/NR)	W	32-14
9/10	Louisiana Tech (Gainesville) (10/NR)	W	41-3
9/17	Tennessee (Gainesville) (6/5) CBS (N)	W	16-7
9/24	Kentucky (Lexington) (5/NR) CBS (N)	W	49-28
10/1	Alabama (Tuscaloosa) (5/15) CBS (N)	L	31-3
10/8	Mississippi St. (Gainesville) (13/NR) JP (R)	W	35-9
10/15	LSU (Baton Rouge) (11/10) CBS (N)	L	21-17
10/29	Georgia (Jacksonville) (16/4) CBS (N)	W	14-10
11/5	Vanderbilt (Gainesville) (13/NR) ESPN2 (N) HC W	49-42	
11/12	So. Carolina (Columbia) (12/NR) JP (R)	L	30-22
11/26	Florida St. (Gainesville) (19/23) CBS (N)	W	34-7
1/2	Iowa (16/25) ESPN (N)	W	31-24

(Outback Bowl, Tampa, Fla.)

G	W	L	T	PT	OP
12	9	3	0	343	226

ALL-TIME RESULTS *Rankings in parentheses are Associated Press rankings; UF ranking listed first and opponent second*

2006 Urban Meyer

NATIONAL CHAMPIONS, SEC CHAMPIONS

9/2	So. Miss. (Gainesville) (7/NR)	W	34-7		
9/9	UCF (Gainesville) (7/NR)	W	42-0		
9/16	Tennessee (Knoxville) (7/13) CBS (N)	W	21-20		
9/23	Kentucky (Gainesville) (5/NR) ESPN (N)	W	26-7		
9/30	Alabama (Gainesville) (5/NR) CBS (N)	W	28-13		
10/7	LSU (Gainesville) (5/9) CBS (N) HC	W	23-10		
10/14	Auburn (Auburn) (2/11) ESPN (N)	L	27-17		
10/28	Georgia (Jacksonville) (9/25) CBS (N)	W	21-14		
11/4	Vanderbilt (Nashville) (7/NR) LF (R)	W	25-19		
11/11	So. Carolina (Gainesville) (6/NR) CBS (N)	W	17-16		
11/18	Western Carolina (Gainesville) (3/NR)	W	62-0		
11/25	Florida St. (Tallahassee) (4/NR) ABC (N)	W	21-14		
12/2	Arkansas (4/8) CBS (N)	W	38-28		
(SEC Championship Game, Atlanta)					
1/8	Ohio St. (2/1) FOX (N)	W	41-14		
(BCS Championship, Glendale, Ariz.)					
G	W	L	T	PT	OP
14	13	1	0	416	189

2007 Urban Meyer

9/1	Western Kentucky (Gainesville) (6/NR) LFS (R) W	49-3			
9/8	Troy (Gainesville) (4/NR)	W 59-31			
9/15	Tennessee (Gainesville) (5/22) CBS (N)	W 59-20			
9/22	Ole Miss (Oxford) (3/NR) LFS (R)	W 30-24			
9/29	Auburn (Gainesville) (4/NR) ESPN (N)	L 20-17			
10/6	LSU (Baton Rouge) (9/1) CBS (N)	L 28-24			
10/20	Kentucky (Lexington) (14/8) CBS (N)	W 45-37			
10/27	Georgia (Jacksonville) (9/20) CBS (N)	L 42-30			
11/3	Vanderbilt (Gainesville) (18/NR) LFS (R) HC	W 49-22			
11/10	So. Carolina (Columbia) (17/NR) ESPN (N)	W 51-31			
11/17	Florida Atlantic (Gainesville) (14/NR)	W 59-20			
11/24	Florida St. (Gainesville) (12/NR) CBS (N)	W 45-12			
1/1	Michigan (12/NR) ABC (N)	L 41-35			
(Capital One Bowl, Orlando, Fla.)					
G	W	L	T	PT	OP
13	9	4	0	552	331

2008 Urban Meyer

NATIONAL CHAMPIONS, SEC CHAMPIONS

8/30	Hawaii (Gainesville) (5/NR) RAYCOM	W	56-10		
9/6	Miami (Gainesville) (5/NR) ESPN	W	26-3		
9/20	Tennessee (Knoxville) (4/NR) CBS (N)	W	30-6		
9/27	Ole Miss (Gainesville) (4/NR) Raycom	L	31-30		
10/4	Arkansas (Fayetteville) (12/NR) Raycom	W	38-7		
10/11	LSU (Gainesville) (11/4) CBS (N)	W	51-21		
10/25	Kentucky (Gainesville) (5/NR) Raycom HC	W	63-5		
11/1	Georgia (Jacksonville) (5/8) CBS (N)	W	49-10		
11/8	Vanderbilt (Nashville) (4/NR) ESPN2	W	42-14		
11/15	So. Carolina (Gainesville) (3/24) CBS (N)	W	56-6		
11/22	The Citadel (Gainesville) (3/NR)	W	70-19		
11/29	Florida St. (Tallahassee) (2/23) ABC (R)	W	45-15		
12/6	Alabama (2/1) CBS (N)	W	31-20		
(SEC Championship Game, Atlanta)					
1/8	Oklahoma (1/2) FOX (N)	W	24-14		
(BCS Championship, Miami, Fla.)					
G	W	L	T	PT	OP
14	13	1	0	611	181

2009 Urban Meyer

9/5	Charleston So. (Gainesville) (1/NR) Sun/FSN	W	62-3		
9/12	Troy (Gainesville) (1/NR) SECN	W	56-6		
9/19	Tennessee (Gainesville) (1/NR) CBS (N)	W	23-13		
9/26	Kentucky (Lexington) (1/NR) ESPN2 (N)	W	41-7		
10/10	LSU (Baton Rouge) (1/4) CBS (N)	W	13-3		
10/17	Arkansas (Gainesville) (1/NR) CBS (N) HC	W	23-20		
10/24	Mississippi St. (Starkville) (2/NR) ESPN (N)	W	29-19		
10/31	Georgia (Jacksonville) (1/NR) CBS (N)	W	41-17		
11/7	Vanderbilt (Gainesville) (1/NR) ESPN2 (N)	W	27-3		
11/14	So. Carolina (Columbia) (1/NR) CBS (N)	W	24-14		
11/21	FIU (Gainesville) (1/NR) PPV	W	62-3		
11/28	Florida St. (Gainesville) (1/NR) CBS (N)	W	37-10		
12/5	Alabama (1/2) CBS (N)	L	32-13		
(SEC Championship Game, Atlanta)					
1/1	Cincinnati (5/4) FOX (N)	W	51-24		
(Sugar Bowl, New Orleans, La.)					
G	W	L	T	PT	OP
14	13	1	0	502	174

2010 Urban Meyer

9/4	Miami University (Gainesville) (4/NR) ESPN (N)W	34-12			
9/11	USF (Gainesville) (8/NR) SECN	W 38-14			
9/18	Tennessee (Knoxville) (10/NR) CBS (N)	W 31-17			
9/25	Kentucky (Gainesville) (9/NR) ESPN (N)	W 48-14			
10/2	Alabama (Tuscaloosa) (7/1) CBS (N)	L 31-3			
10/9	LSU (Gainesville) (14/12) ESPN (N)	L 33-29			
10/16	Mississippi St. (Gainesville) (22/NR) ESPN (N) HCL	10-7			
10/30	Georgia (Jacksonville) (NR/NR) CBS (N)	OT W 34-31			
11/6	Vanderbilt (Nashville) (NR/NR) SECN (N)	W 55-14			
11/13	So. Carolina (Gainesville) (24/22) ESPN (N)	L 36-14			
11/20	Appalachian St. (Gainesville) (NR/NR) PPV	W 48-10			
11/27	Florida St. (Tallahassee) (NR/22) ABC (N)	L 31-7			
1/1	Penn St. (NR/NR) ABC (N)	W 37-24			
(Outback Bowl, Tampa, Fla.)					
G	W	L	T	PT	OP
13	8	5	0	385	277

2011 Will Muschamp

9/3	Florida Atlantic (Gainesville) (22/NR) ESPN (N)	W	41-3		
9/10	UAB (Gainesville) (18/NR) Sun/FSN	W	39-0		
9/17	Tennessee (Gainesville) (16/RV) CBS (N)	W	33-23		
9/24	Kentucky (Lexington) (15/NR) ESPN (N)	W	48-10		
10/1	Alabama (Gainesville) (12/3) CBS (N)	L	38-10		
10/8	LSU (Baton Rouge) (17/1) CBS (N)	L	41-11		
10/15	Auburn (Auburn) (RV/24) ESPN (N)	L	17-6		
10/29	Georgia (Jacksonville) (NR/22) CBS (N)	L	24-20		
11/5	Vanderbilt (Gainesville) (NR/NR) SECN HC	W	26-21		
11/12	So. Carolina (Columbia) (NR/15) CBS (N)	L	17-12		
11/19	Furman (Gainesville) (NR/NR) PPV	W	54-32		
11/26	Florida St. (Gainesville) (NR/NR) ESPN2 (N)	L	21-7		
1/2	Ohio State (NR/NR) ESPN2 (N)	W	24-17		
(TaxSlayer.com Gator Bowl, Jacksonville, Fla.)					
G	W	L	T	PT	OP
13	7	6	0	331	264

2012 Will Muschamp

9/1	Bowling Green (Gainesville) (23/NR) ESPN (N)	W	27-14		
9/8	Texas A&M (College Station) (24/NR) ESPN (N)	W	20-17		
9/15	Tennessee (Knoxville) (18/23) ESPN (N)	W	37-20		
9/22	Kentucky (Gainesville) (14/NR) SECN (R)	W	38-0		
10/6	LSU (Gainesville) (10/4) CBS (N)	W	14-6		
10/13	Vanderbilt (Nashville) (4/NR) ESPN (N)	W	31-17		
10/20	So. Carolina (Gainesville) (3/9) CBS (N)	W	44-11		
10/27	Georgia (Jacksonville) (3/12) CBS (N)	L	9-17		
11/3	Missouri (Gainesville) (8/NR) ESPN2 (N)	W	14-7		
11/10	Louisiana (Gainesville) (7/NR) SECN (R) HC	W	27-20		
11/17	Jacksonville St. (Gainesville) (7/NR) PPV	W	23-0		
11/24	Florida St. (Tallahassee) (6/10) ABC (N)	W	37-26		
1/2	Louisville (4/21) ESPN (N)	L	23-33		
(Sugar Bowl, New Orleans, La.)					
G	W	L	T	PT	OP
13	11	2	0	344	188

2013 Will Muschamp

8/31	Toledo (Gainesville) (10/NR) SECTV (R)	W	24-6		
9/7	Miami (Miami Gardens) (24/12) ESPN (N)	L	16-21		
9/21	Tennessee (Gainesville) (19/NR) CBS (N)	W	31-17		
9/28	Kentucky (Lexington) (20/NR) ESPN (N)	W	24-7		
10/5	Arkansas (Gainesville) (18/NR) ESPN2 (N)	W	30-10		
10/12	LSU (Baton Rouge) (17/10) CBS (N)	L	6-17		
10/19	Missouri (Columbia) (22/14) SECTV (R)	L	17-36		
11/2	Georgia (Jacksonville) (NR/NR) CBS (N)	L	20-23		
11/9	Vanderbilt (Gainesville) (NR/NR) FSN/SUN (R) HC	L	17-34		
11/16	So. Carolina (Columbia) (NR/11) ESPN2 (N)	L	14-19		
11/23	Georgia Southern (Gainesville) (NR/NR) PPV	L	20-26		
11/30	Florida St. (Gainesville) (NR/2) ESPN (N)	L	7-37		
G	W	L	T	PT	OP
12	4	8	0	226	253

Will Muschamp (first 12 games)

2014 D.J. Durkin (game 13 only)

8/30	Idaho (Gainesville) (RV/NR) ESPN (N)	No Contest			
9/6	E. Michigan (Gainesville) (RV/NR) SECN (N)	W 65-0			
9/13	Kentucky (Gainesville) (RV/NR) SECN (N)	OT W 36-30			
9/20	Alabama (Tuscaloosa) (RV/3) CBS (N)	L 21-42			
10/4	Tennessee (Knoxville) (NR/NR) SECN (N)	W 10-6			
10/11	LSU (Gainesville) (NR/NR) SECN (N)	L 27-30			
10/18	Missouri (Gainesville) (NR/NR) ESPN2 (N) HC	L 13-42			
11/1	Georgia (Jacksonville) (NR/9) CBS (N)	W 38-20			
11/8	Vanderbilt (Nashville) (RV/NR) SECN (N)	W 34-10			
11/15	So. Carolina (Gainesville) (NR/NR) SECN (N)	OT L 20-23			
11/22	E. Kentucky (Gainesville) (NR/NR) SECN (N)	W 52-3			
11/29	Florida St. (Tallahassee) (NR/1) ESPN (N)	L 19-24			
1/3	E. Carolina (Birmingham) (NR/NR) ESPN (N)	W 28-20			
(Birmingham Bowl, Birmingham, Ala.)					
G	W	L	T	PT	OP
13	7	5	0	363	253

ALL-TIME RESULTS *Rankings in parentheses are Associated Press rankings; UF ranking listed first and opponent second*

2015 Jim McElwain

9/5	New Mexico St. (Gainesville) (NR/NR) SECN (N)W	61-13			
9/12	E. Carolina (Gainesville) (NR/NR) ESPN2 (N)	W 31-24			
9/19	Kentucky (Lexington) (NR/NR) SECN (N)	W 14-9			
9/26	Tennessee (Gainesville) (NR/NR) CBS (N)	W 28-27			
10/3	Ole Miss (Gainesville) (25/3) ESPN (N)	W 38-10			
10/10	Missouri (Columbia) (11/NR) SECN (N)	W 21-3			
10/17	LSU (Baton Rouge) (8/6) ESPN (N)	L 28-35			
10/31	Georgia (Jacksonville) (11/NR) CBS (N)	W 27-3			
11/7	Vanderbilt (Gainesville) (11/NR) ESPN (N) HC	W 9-7			
11/14	South Carolina (Columbia) (11/NR) ESPN (N)	W 24-14			
11/21	Florida Atlantic (Gainesville) (8/NR) SECN (N) OT	W 20-14			
11/28	Florida State (Gainesville) (10/14) ESPN (N)	L 2-27			
12/5	Alabama (18/2) CBS (N)	L 15-29			
<i>(SEC Championship Game, Atlanta)</i>					
1/1	Michigan (19/17) ABC (N)	L 7-41			
<i>(Buffalo Wild Wings Citrus Bowl, Orlando)</i>					
G	W	L	T	PT	OP
14	10	4	0	325	256

2016 Jim McElwain

9/3	Massachusetts (Gainesville) (25/NR) SECN (N)	W 24-7			
9/10	Kentucky (Gainesville) (RV/NR) CBS (N)	W 45-7			
9/17	North Texas (Gainesville) (23/NR) ESPN (N)	W 32-0			
9/24	Tennessee (Knoxville) (19/14) CBS (N)	L 28-38			
10/1	Vanderbilt (Nashville) (23/NR) SECN (N)	W 13-6			
10/15	Missouri (Gainesville) (18/NR) SECN (N) HC	W 40-14			
10/29	Georgia (Jacksonville) (14/NR) CBS (N)	W 24-10			
11/5	Arkansas (Fayetteville) (10/NR) CBS (N)	L 10-31			
11/12	South Carolina (Gainesville) (22/NR) CBS (N)	W 20-7			
11/19	LSU (Baton Rouge) (21/16) SECN (N)	W 16-10			
11/26	Florida State (Tallahassee) (13/15) ABC (N)	L 13-31			
12/3	Alabama (15/1) CBS (N)	L 16-54			
<i>(SEC Championship Game, Atlanta)</i>					
1/2	Iowa (20/21) ABC (N)	W 30-3			
<i>(Outback Bowl, Tampa, Fla.)</i>					
G	W	L	T	PT	OP
13	9	4	0	311	218

Jim McElwain (first 8 games)

2017 Randy Shannon (last 4 games)

9/2	Michigan (Arlington, Texas) (17/11) ABC (N)	L 17-33			
9/9	Northern Colorado (GNV) (22/NR) SECN (N)	Cancelled			
9/16	Tennessee (Gainesville) (24/23) CBS (N)	W 26-20			
9/23	Kentucky (Lexington) (20/RV) SECN (N)	W 28-27			
9/30	Vanderbilt (Gainesville) (21/NR) ESPN (N)	W 38-24			
10/7	LSU (Gainesville) (21/NR) CBS (N) HC	L 16-17			
10/14	Texas A&M (Gainesville) (RV/RV) ESPN2 (N)	L 17-19			
10/28	Georgia (Jacksonville) (NR/3) CBS (N)	L 7-42			
11/4	Missouri (Columbia) (NR/NR) ESPN2 (N)	L 16-45			
11/11	South Carolina (Columbia) (NR/NR) CBS (N)	L 20-28			
11/18	UAB (Gainesville) (NR/NR) SECN (N)	W 36-7			
11/25	Florida State (Gainesville) (NR/NR) ESPN (N)	L 22-38			
G	W	L	T	PT	OP
11	4	7	0	243	300

2018 Dan Mullen

9/1	Charleston So. (Gainesville) (NR/NR) SECN (N)	W 53-6			
9/8	Kentucky (Gainesville) (25/NR) SECN (N)	L 16-27			
9/15	Colorado State (Gainesville) (NR/NR) ESPN (N)	W 48-10			
9/22	Tennessee (Knoxville) (NR/NR) ESPN (N)	W 47-21			
9/29	Mississippi State (Starkville) (NR/23) ESPN (N)	W 13-6			
10/6	LSU (Gainesville) (22/5) CBS (N)	W 27-19			
10/13	Vanderbilt (Nashville) (14/NR) ESPN (N)	W 37-27			
10/27	Georgia (Jacksonville) (9/7) CBS (N)	L 17-36			
11/3	Missouri (Gainesville) (13/NR) SECN (N) (HC)	L 17-38			
11/10	South Carolina (Gainesville) (19/NR) ESPN (N)	W 35-31			
11/17	Idaho (Gainesville) (15/NR) ESPNU (N)	W 63-10			
11/24	Florida State (Tallahassee) (13/NR) ABC (N)	W 41-14			
12/29	Michigan (Atlanta) (10/8) ESPN (N)	W 41-15			
<i>(Chick-fil-A Peach Bowl, Atlanta, Ga.)</i>					
G	W	L	T	PT	OP
13	10	3	0	455	260

2019 Dan Mullen

8/24	Miami (Orlando) (8/NR) ESPN (N)	W 24-20			
9/7	UT Martin (Gainesville) (11/NR) ESPNU (N)	W 45-0			
9/14	Kentucky (Lexington) (9/NR) ESPN (N)	W 29-21			
9/21	Tennessee (Gainesville) (9/NR) ESPN (N)	W 34-3			
9/28	Towson (Gainesville) (9/NR) SECN (N)	W 38-0			
10/5	Auburn (Gainesville) (10/7) CBS (N) (HC)	W 24-13			
10/12	LSU (Baton Rouge) (7/5) ESPN (N)	L 28-42			
10/19	South Carolina (Columbia) (9/NR) ESPN (N)	W 38-27			
11/2	Georgia (Jacksonville) (6/8) CBS (N)	L 17-24			
11/9	Vanderbilt (Gainesville) (10/NR) ESPN (N)	W 56-0			
11/16	Missouri (Columbia) (11/NR) CBS (N)	W 23-6			
11/30	Florida State (Gainesville) (8/NR) SECN (N)	W 40-17			
12/30	Virginia (Miami Gardens) (6/NR) ESPN (N)	W 36-28			
<i>(Capital One Orange Bowl, Miami Gardens, Fla.)</i>					
G	W	L	T	PT	OP
13	11	2	0	432	201

2020 Dan Mullen

9/26	Ole Miss (Oxford) (5/NR) ESPN (N)	W 51-35			
10/3	South Carolina (Gainesville) (3/NR) ESPN (N) (HC)	W 38-24			
10/10	Texas A&M (College Station) (4/21) ESPN (N)	L 38-41			
10/17	LSU (Gainesville)	Postponed			
10/24	Missouri (Gainesville)	Postponed			
10/31	Missouri (Gainesville) (10/NR) SECN (N)	W 41-17			
11/7	Georgia (Jacksonville) (8/5) CBS (N)	W 44-28			
11/14	Arkansas (Gainesville) (6/NR) ESPN (N)	W 63-35			
11/21	Vanderbilt (Nashville) (6/NR) ABC (N)	W 38-17			
11/28	Kentucky (Gainesville) (6/NR) ESPN (N)	W 34-10			
12/5	Tennessee (Knoxville) (6/NR) CBS (N)	W 31-19			
12/12	LSU (Gainesville) (6/NR) ESPN (N)	L 34-37			
12/19	Alabama (7/1) CBS (N)	L 46-52			
<i>(SEC Championship, Atlanta)</i>					
12/30	Oklahoma (7/6) ESPN (N)	L 20-55			
<i>(Goodyear Cotton Bowl, Arlington)</i>					
G	W	L	T	PT	OP
12	8	4	0	478	370

Dan Mullen (first 11 games)

2021 Greg Knox (last 2 games)

9/4	Florida Atlantic (Gainesville) (13/NR) SECN (N)W	35-14			
9/11	South Florida (Tampa) (13/NR) ABC (N)	W 42-20			
9/18	Alabama (Gainesville) (11/1) CBS (N)	L 29-31			
9/25	Tennessee (Gainesville) (11/NR) ESPN (N)	W 38-14			
10/2	Kentucky (Lexington) (10/NR) ESPN (N)	L 13-20			
10/9	Vanderbilt (Gainesville) (20/NR) SECN (N)	W 42-0			
10/16	LSU (Baton Rouge) (20/NR) ESPN (N)	L 42-49			
10/30	Georgia (Jacksonville) (NR/1) CBS (N)	L 7-34			
11/6	South Carolina (Columbia) (NR/NR) SECN (N)	L 17-40			
11/13	Samford (Gainesville) (NR/NR) SECN+(N) (HC)W	70-52			
11/20	Missouri (Columbia) (NR/NR) SECN (N)	OT L 23-24			
11/27	Florida State (Gainesville) (NR/NR) ESPN (N)	W 24-21			
12/23	UCF (NR/NR) ESPN (N)	L 17-29			
<i>(Gasparilla Bowl, Tampa)</i>					
G	W	L	T	PT	OP
13	6	7	0	399	348

2022 Billy Napier

9/3	Utah (Gainesville) (NR/7) ESPN (N)	W 29-26			
9/10	Kentucky (Gainesville) (12/20) ESPN (N)	L 26-16			
9/17	South Florida (Gainesville) (18/NR) SECN (N)	W 31-28			
9/24	Tennessee (Knoxville) (20/11) CBS (N)	L 33-38			
10/2	E. Washington (Gainesville) (NR/NR) SECN+(N)W	52-17			
10/8	Missouri (Gainesville) (NR/NR) ESPNU (N)	W 24-17			
10/15	LSU (Gainesville) (NR/NR) ESPN (N)	L 35-45			
10/29	Georgia (Jacksonville) (NR/1) CBS (N)	L 20-42			
11/5	Texas A&M (College Station) (NR/NR) ESPN (N)W	41-24			
11/12	South Carolina (Gainesville) (NR/NR) SECN (N)W	38-6			
11/19	Vanderbilt (Nashville) (NR/NR) SECN (N)	L 24-31			
11/25	Florida State (Tallahassee) (NR/16) ABC (N)	L 38-45			
12/17	Oregon State (NR/14) ESPN (N)	L 3-30			
<i>(SRS Distribution Las Vegas Bowl)</i>					
G	W	L	T	PT	OP
13	6	7	0	384	375

YEAR-BY-YEAR RECORDS

Year	W	L	T	SEC Record	SEC Rank	National Rank*	Coach	Captains
1907	4	1	1				James Forsythe	Roy W. Corbett
1908	5	2	1				G.E. Pyle	Wm. W. (Gric) Gibbs
1909	6	1	1				G.E. Pyle	Ralph Rader
1910	6	1	0				G.E. Pyle	Dummy Taylor
1911	5	0	1				G.E. Pyle	N.S. Storter
1912	5	2	1				G.E. Pyle	Sam Buie
1913	4	3	0				G.E. Pyle	Louis Tenny
1914	5	2	0				Charles McCoy	John Sutton, Puss Hancock
1915	4	3	0				Charles McCoy	A.A. Lotspeich
1916	0	5	0				Charles McCoy	Rex Farrior
1917	2	4	0				Al Buser	Arthur Fuller, S.A.B. Wilkinson
1918	0	1	0				Al Buser	Gordon Clemons
1919	5	3	0				Al Buser	J. Sparkman
1920	6	3	0				William Kline	Paul Baker
1921	6	3	2				William Kline	Carl "Tootie" Perry
1922	7	2	0				William Kline	F.H. Duncan
1923	6	1	2				J.A. VanFleet	Robbie Robinson
1924	6	2	2				J.A. VanFleet	"Ark" Newton
1925	8	2	0				Tom Sebring	Edgar Jones
1926	2	6	2				Tom Sebring	Lamar Sarra
1927	7	3	0				Tom Sebring	Bill Middlekauf
1928	8	1	0				Charles Bachman	Ernest J. Bowyer
1929	8	2	0				Charles Bachman	Rainey Cawthon
1930	6	3	1				Charles Bachman	L.R. Bethea
1931	2	6	2				Charles Bachman	E.N. Parnell
1932	3	6	0				Charles Bachman	Joe Jenkins
1933	5	3	1	2-3	7*		D.K. Stanley	Sam Davis
1934	6	3	1	2-2-1	6		D.K. Stanley	Chuck Rogers
1935	3	7	0	1-6	10		D.K. Stanley	W.W. Chase, Jr.
1936	4	6	0	1-5	10		Josh Cody	Julian Lane
1937	4	7	0	3-4	8		Josh Cody	Walter Mayberry
1938	4	6	1	2-2-1	6		Josh Cody	Frank Koscis
1939	5	5	1	0-3-1	8		Josh Cody	Clark Goff
1940	5	5	0	2-3	8		Thomas J. Lieb	W.L. (Bud) Walton
1941	4	6	0	1-3	10		Thomas J. Lieb	Bill Robinson
1942	3	7	0	1-3	8		Thomas J. Lieb	Bill Corry, O'Neal Hill
1943	— No Team —							
1944	4	3	0	0-3	9		Thomas J. Lieb	Joe Graham
1945	4	5	1	1-3-1	8*		Thomas J. Lieb	Hugo Miller
1946	0	9	0	0-5	11		Raymond B. Wolf	William Raborn
1947	4	5	1	0-3-1	9		Raymond B. Wolf	Charlie Fields
1948	5	5	0	1-5	9*		Raymond B. Wolf	Fletcher Groves
1949	4	5	1	1-4-1	10*		Raymond B. Wolf	Jimmy Kynes
1950	5	5	0	2-4	8		Bob Woodruff	Angus Williams
1951	5	5	0	2-4	6*		Bob Woodruff	Jim French, Carroll McDonald
1952	8	3	0	3-3	6		Bob Woodruff	Bubba Ware, Charlie LaPradd
1953	3	5	2	1-3-2	6		Bob Woodruff	Jack O'Brien, Rick Casares, Sonny May
1954	5	5	0	5-2	3*		Bob Woodruff	Jerry Bilyk, Larry Scott
1955	4	6	0	3-5	8		Bob Woodruff	Steve DeLa Torre, Ray Brown
1956	6	3	1	5-2	3		Bob Woodruff	John Barrow
1957	6	2	1	4-2-1	3*	(17/NR/NR)	Bob Woodruff	Charlie Mitchell
1958	6	4	1	2-3-1	7*	(14/NR/15)	Bob Woodruff	Don Fleming
1959	5	4	1	2-4	7	(19/NR/NR)	Bob Woodruff	Dave Hudson
1960	9	2	0	5-1	2	(18/NR/16)	Ray Graves	Bill Hood
1961	4	5	1	3-3	5		Ray Graves	Jim Beaver
1962	7	4	0	4-2	5		Ray Graves	Lindy Infante, Bruce Culpepper
1963	6	3	1	3-3-1	7		Ray Graves	Jimmy Morgan
1964	7	3	0	4-2	2*		Ray Graves	Larry Dupree
1965	7	4	0	4-2	3	(NR/NR/12)	Ray Graves	Bruce Bennett, Larry Beckman
1966	9	2	0	5-1	2	(NR/NR/11)	Ray Graves	Bill Carr, Jerry Anderson

YEAR-BY-YEAR RECORDS

Year	W	L	T	SEC		National Rank*	Coach	Captains
				Record	Rank			
1967	6	4	0	4-2	3*		Ray Graves	Graham McKeel, Wayne McCall
1968	6	3	1	3-2-1	4*		Ray Graves	Bill Dorsey, Guy Dennis
1969	9	1	1	3-1-1	4	(14/NR/17)	Ray Graves	Mac Steen, Tom Abdehnour
1970	7	4	0	3-3	5		Doug Dickey	Donny Williams, Mike Kelley
1971	4	7	0	1-6	6*		Doug Dickey	Tommy Durrance, John Reaves, Harvin Clark
1972	5	5	1	3-3-1	6		Doug Dickey	Fred Abbott
1973	7	5	0	3-4	5*	(NR/NR/20)	Doug Dickey	Vince Kendrick, David Hitchcock
1974	8	4	0	3-3	3*	(15/NR/12)	Doug Dickey	Lee McGriff, Ralph Ortega
1975	9	3	0	5-1	2*		Doug Dickey	Jimmy DuBose, Sammy Green
1976	8	4	0	4-2	3		Doug Dickey	Jimmy Fisher, Darrell Carpenter, Alvin Cowans
1977	6	4	1	3-3	5		Doug Dickey	Scott Hutchinson, Wes Chandler, Charlie Williams
1978	4	7	0	3-3	4*		Doug Dickey	Don Swafford, Mike DuPree
1979	0	10	1	0-6	9*		Charley Pell	Bill Bennek, Nap Green, Chuck Hatch
1980	8	4	0	4-2	3*	(NR/NR/19)	Charley Pell	Rod Brooks, Cris Collinsworth, David Little
1981	7	5	0	3-3	3*		Charley Pell	Brian Clark, David Galloway, James Jones
1982	8	4	0	3-3	5*	(NR/25/NR)	Charley Pell	James Jones, Tom Wiegmann, Doug Drew
1983	9	2	1	4-2	3*	(6/9/6)	Charley Pell	Wayne Peace, Fred McCallister, Doug Drew
1984	9	1	1	5-0-1	1#	(3/3/7)	Charley Pell, Galen Hall**	Lomas Brown, Alonzo Johnson, Patrick Miller
1985	9	1	1	5-1	1*%	(5/5/NR)	Galen Hall	Neal Anderson, Alonzo Johnson, Ray Criswell
1986	6	5	0	2-4	4*		Galen Hall	Ricky Nattiel, Scott Armstrong, Dwayne Ferguson
1987	6	6	0	3-3	5		Galen Hall	Kerwin Bell, Clifford Charlton, James Massey
1988	7	5	0	4-3	3*		Galen Hall	David Williams, Louis Oliver, Owen Bartruff
1989	7	5	0	4-3	2*		Galen Hall, Gary Darnell**	Cedric Smith, Pat Moorer, Kerry Watkins
1990	9	2	0	6-1	1%	(12/13/NR)	Steve Spurrier	Chris Bromley, Glenn Neely, Ernie Mills, Huey Richardson, Godfrey Myles
1991	10	2	0	7-0	1	(7/8/7)	Steve Spurrier	Cal Dixon, Brad Culpepper, Tim Paulk
1992	9	4	0	6-2	2, 1E*	(10/11/11)	Steve Spurrier	Shane Matthews, Carlton Miles
1993	11	2	0	7-1	1^, 1E	(5/4/5)	Steve Spurrier	Errict Rhett, William Gaines, Ed Robinson, Harrison Houston
1994	10	2	1	7-1	1^, 1E	(7/7/7)	Steve Spurrier	Aubrey Hill, Terry Dean, Ellis Johnson, Henry McMillian, Larry Kennedy
1995	12	1	0	8-0	1^, 1E	(2/3/2)	Steve Spurrier	Chris Doering, Ben Hanks, Reggie Green, Mark Campbell, Jason Odom
1996	12	1	0	8-0	1^, 1E	(1/1)	Steve Spurrier	James Bates, Anthon Lott, Jeff Mitchell, Lawrence Wright, Danny Wuerffel
1997	10	2	0	6-2	3*, 2E*	(4/6)	Steve Spurrier	Willie Rodgers, Fred Taylor, Dwayne Thomas, Fred Weary, Elijah Williams
1998	10	2	0	7-1	2, 2E	(5/6)	Steve Spurrier	Terry Jackson, Zach Piller, Ed Chester, Mike Peterson
1999	9	4	0	7-1	2, 1E	(12/14)	Steve Spurrier	Cooper Carlisle, Doug Johnson, Travis Taylor, Keith Kelsey, Eugene McCaslin, Derrick Chambers
2000	10	3	0	7-1	1^, 1E	(10/11)	Steve Spurrier	Alex Brown, Derrick Chambers, Jesse Palmer, Gerard Warren, Alex Willis
2001	10	2	0	6-2	3, 2E	(3/3)	Steve Spurrier	Andra Davis, Marquand Manuel, Robert Gillespie, Rob Roberts
2002	8	5	0	6-2	2, 2E	(NR/24)	Ron Zook	Ernest Graham, Rex Grossman, Byron "Bam" Hardmon, Taylor Jacobs, Todd Johnson
2003	8	5	0	6-2	3*, 1E	(24/25)	Ron Zook	Daryl Dixon, Keiwan Ratliff, Max Starks, Ben Troupe
2004	7	5	0	4-4	5*, 3E	(NR/25)	Ron Zook, Charlie Strong**	Channing Crowder, Mike Degory, Ciatrick Fason, Travis Harris
2005	9	3	0	5-3	5*, 2E	(12/16)	Urban Meyer	Vernell Brown, Mike Degory, Jarvis Herring, Chris Leak, Jeremy Mincey
2006	13	1	0	7-1	1^, 1E	(1/1)	Urban Meyer	Dallas Baker, Jemelle Cornelius, Earl Everett, Billy Latsko, Chris Leak, Ray McDonald
2007	9	4	0	5-3	4*, 3E	(13/16)	Urban Meyer	Andre Caldwell, Derrick Harvey, Tony Joiner, Drew Miller, Phil Trautwein
2008	13	1	0	7-1	1^, 1E	(1/1)	Urban Meyer	Louis Murphy, James Smith, Brandon Spikes, Ryan Stamper, Tim Tebow, Phil Trautwein
2009	13	1	0	8-0	2, 1E	(3/3)	Urban Meyer	Brandon James, Joey Sorrentino, Brandon Spikes, Ryan Stamper, Tim Tebow
2010	8	5	0	4-4	7, 2E	(NR/NR)	Urban Meyer	Ahmad Black, Duke Lemmens, A.J. Jones, Lawrence Marsh, Mike Pouncey, Justin Trattou
2011	7	6	0	3-5	7, 3E	(NR/NR)	Will Muschamp	John Brantley, Chris Rainey, Jeff Demps, Will Green, Jaye Howard
2012	11	2	0	7-1	1*, 1E*	(9/10)	Will Muschamp	Jon Bostic, Matt Elam, Mike Gillislee, Jon Halapio, Omar Hunter
2013	4	8	0	3-5	10, 5E	(NR/NR)	Will Muschamp	Trey Burton, Dominique Easley, Jon Halapio, Jon Harrison, Solomon Patton
2014	7	5	0	4-4	6*, 3E	(NR/NR)	Will Muschamp, DJ Durkin**	Dante Fowler, Jr., Max Garcia, Chaz Green, Antonio Morrison, Michael Taylor
2015	10	4	0	7-1	2, 1E	(25/25)	Jim McElwain	Jonathan Bullard, Jake McGee, Antonio Morrison, Trip Thurman
2016	9	4	0	6-2	2, 1E	(14/13)	Jim McElwain	Alex Anzalone, Caleb Brantley, Jarrad Davis, Ahmad Fulwood
2017	4	7	0	3-5	11*, 5E	(NR/NR)	Jim McElwain, Randy Shannon**	Duke Dawson, Cristian Garcia, Brandon Powell, Johnny Townsend
2018	10	3	0	5-3	4*, 3E	(7/6)	Dan Mullen	Martez Ivey
2019	11	2	0	6-2	4, 2E	(6/7)	Dan Mullen	David Reese II, Freddie Swain, Josh Hammond
2020	8	4	0	8-2	3, 1E	(13/12)	Dan Mullen	Marco Wilson, Kyle Trask
2021	6	7	0	2-6	13, 6E	(NR/NR)	Dan Mullen, Greg Knox**	Ventrell Miller, Malik Davis, Zachary Carter
2022	6	7	0	3-5	9*, 5E	(NR/NR)	Billy Napier	Anthony Richardson, Amari Burney, Richard Gouraige, Ventrell Miller

KEY: E Eastern Division
 ^ Won SEC Championship Game
 # Title Vacated
 * Tie
 % Ineligible for Championship

— Starting in 1992, the SEC went to divisional play. Rankings: (AP/USA Today/UPI)

— AP began rankings in 1936; USA Today began rankings in 1982; UPI ranked teams from 1950-95

** Charley Pell went 1-1-1, coaching the first three games in 1984; Galen Hall went 8-0, coaching the final eight games. Galen Hall went 4-1, coaching the first five games in 1989; Gary Darnell went 3-4 coaching the final seven games. Ron Zook went 7-4 coaching the first 11 games of 2004; Charlie Strong went 0-1, coaching the final game. Will Muschamp went 6-5 in the first 11 games of 2014; DJ Durkin went 1-0 coaching the final game. Jim McElwain went 3-4, coaching the first seven games in 2017; Randy Shannon went 1-3, coaching the final three games. Dan Mullen went 5-6, coaching the first 11 games of 2021; Greg Knox went 1-1, coaching the final two games.

ALL-TIME VS OPPONENTS (2023 Opponents in **Bold Italics**)

Team	Games	W	L	T	First Mtg	Last Mtg
Air Force	1	1	0	0	1968	
Akron	1	1	0	0	1990	
Alabama	42	14	28	0	1916	2021
American Legion	1	1	0	0	1922	
Appalachian State	1	1	0	0	2010	
Arkansas	12	9	3	0	1982	2020
Arkansas State	2	2	0	0	1958	1993
Army	3	1	2	0	1923	1978
Auburn	84	39	43	2	1912	2019
Ball St.	1	1	0	0	2000	
Baylor	1	1	0	0	1960	
Boston College	2	1	1	0	1938	1939
Bowling Green	1	1	0	0	2012	
Cal St. Fullerton	1	1	0	0	1987	
California	2	2	0	0	1974	1980
Camp Blanding (63rd Inf.)	1	1	0	0	1945	
Camp Johnson	1	0	1	0	1918	
Carlstrom Flyers	1	0	1	0	1921	
Central Florida (UCF)	3	2	1	0	1999	2021
Central Michigan	1	1	0	0	1997	
Charleston	1	1	0	0	1910	
Charlotte	0	-	-	-	2023	
Charleston Southern	2	2	0	0	2009	2018
Chicago	2	1	1	0	1926	1930
Cincinnati	2	2	0	0	1984	2009
The Citadel	14	14	0	0	1910	2008
Clemson	13	9	3	1	1911	1961
College of Charleston	2	2	0	0	1911	1912
Colorado State	1	1	0	0	2018	
Columbia AC	2	2	0	0	1907	1910
Columbia College	2	2	0	0	1908	1911
Davidson	1	0	1	0	1927	
Drake	1	1	0	0	1924	
Duke	5	3	2	0	1962	1975
Duquesne	1	1	0	0	1950	
East Carolina	3	3	0	0	1983	2015
Eastern Kentucky	1	1	0	0	2014	
Eastern Michigan	2	2	0	0	2004	2014
Eastern Washington	1	1	0	0	2022	
FIU	1	1	0	0	2009	
Florida A&M	1	1	0	0	2003	
Florida Atlantic	4	4	0	0	2007	2021
Florida Southern	14	13	1	0	1913	1930
Florida State	66	37	27	2	1958	2022
Furman	9	6	2	1	1922	2011
Gainesville AC	3	3	0	0	1906	1909
Gainesville Guards	1	1	0	0	1910	
George Washington	2	2	0	0	1955	1960
Georgia	100	44	54	2	1915	2022
Georgia A&M	2	2	0	0	1910	1919
Georgia Southern	3	2	1	0	1986	2013
Georgia Tech	38	9	23	6	1912	1981
Hampden-Sydney	2	1	0	1	1925	1926
Harvard	2	0	2	0	1922	1929
Hawaii	1	1	0	0	2008	
Houston	4	3	1	0	1969	1995
Idaho	1	1	0	0	2018	
Illinois	2	2	0	0	1967	1988
Indiana	1	0	1	0	1916	
Indiana State	2	2	0	0	1983	1988
Iowa	4	3	1	0	1983	2016
Jax Naval Air Station	2	1	1	0	1942	1944
Jacksonville State	1	1	0	0	2012	
Kansas State	2	2	0	0	1947	1973
Kent State	1	1	0	0	1986	
Kentucky	73	53	20	0	1917	2022
Kings College	1	1	0	0	1914	
Louisiana	1	1	0	0	2012	
Louisiana Tech	2	2	0	0	1989	2005
Louisiana Monroe	1	1	0	0	2001	

Team	Games	W	L	T	First Mtg	Last Mtg
Louisville	3	2	1	0	1980	2012
Loyola	1	1	0	0	1951	
LSU	69	33	33	3	1937	2022
Marshall	1	1	0	0	2001	
Maryland	18	12	6	0	1927	2001
Maryville	1	1	0	0	1913	
Massachusetts	1	1	0	0	2016	
Mayport Naval Air Station	1	1	0	0	1944	
McNeese	0	-	-	-	2023	
Memphis	2	1	1	0	1988	1989
Mercer	17	10	6	1	1906	1928
Miami (Fla.)	56	27	29	0	1938	2019
Miami (Ohio)	2	1	1	0	1973	2010
Michigan	5	1	4	0	2002	2018
Michigan State	1	0	1	0	1999	
Middle Tennessee State	2	2	0	0	2000	2004
Mississippi	25	12	12	1	1926	2020
Mississippi State	55	34	19	2	1923	2018
Mississippi College	2	1	0	1	1921	1922
Missouri	11	5	6	0	1965	2021
Montana State	1	1	0	0	1988	
Nebraska	2	0	2	0	1974	1995
New Mexico	1	1	0	0	1989	
New Mexico State	2	2	0	0	1994	2015
Newberry	1	1	0	0	1920	
North Carolina	10	2	7	1	1921	1976
North Carolina State	14	9	4	1	1927	1992
North Texas (State)	2	1	1	0	1947	2016
Northeast Louisiana	2	2	0	0	1991	1995
Northwestern	2	2	0	0	1965	1966
Notre Dame	1	0	1	0	1991	
Oglethorpe	4	3	1	0	1919	1922
Ohio	1	1	0	0	2002	
Ohio State	2	2	0	0	2006	2011
Oklahoma	2	1	1	0	2008	2020
Oklahoma State	1	1	0	0	1990	
Olympics	2	2	0	0	1909	1909
Oregon	1	1	0	0	1929	
Penn State	3	3	0	0	1962	2010
Pittsburgh	1	0	0	1	1977	
Presbyterian	1	1	0	0	1945	
Randolph Macon	2	2	0	0	1941	1942
Rice	8	3	4	1	1953	1977
Richmond	2	2	0	0	1963	1970
Riverside AC	5	5	0	0	1906	1908
Rollins	16	13	2	1	1906	1948
Rutgers	2	1	0	1	1985	1986
Samford (Howard College)	3	3	0	0	1921	2021
San Jose State	2	2	0	0	1991	2003
Savannah AC	1	0	1	0	1906	
Sewanee	9	7	2	0	1914	1938
SMU	4	2	2	0	1964	1978
South Carolina	43	30	10	3	1911	2022
Southern Miss	5	5	0	0	1973	2006
Southwest Louisiana	4	4	0	0	1945	1996
Stetson	19	15	2	2	1908	1953
Syracuse	4	2	2	0	1931	1998
Tallahassee	1	1	0	0	1909	
Tampa	5	5	0	0	1938	1942
Tampa AC	1	1	0	0	1912	
Temple	3	1	2	0	1937	1987
Tennessee	52	31	21	0	1916	2022
Tennessee-Martin	1	1	0	0	2019	2019
Texas	3	0	2	1	1924	1940
Texas A&M	6	3	3	0	1962	2022
Troy	2	2	0	0	2007	2009
Toledo	1	1	0	0	2013	
Towson	1	1	0	0	2019	2019
Tulane	21	13	6	2	1915	1984
Tulsa	5	4	1	0	1948	1987

Team	Games	W	L	T	First Mtg	Last Mtg
U.S. Amphibs Navy	1	0	1	0	1945	
U.S. Infantry	1	1	0	0	1921	
UAB	3	3	0	0	2002	2017
UCLA	5	2	3	0	1931	1987
USC	2	1	0	1	1982	1983
USF	3	3	0	0	2010	2022
Utah	2	2	0	0	1977	2022
Vanderbilt	56	43	11	2	1945	2022
Vedado Club	1	1	0	0	1912	
Villanova	4	0	4	0	1940	1946
Virginia	2	2	0	0	1959	2019
Virginia Tech	2	2	0	0	1934	1985
Virginia Military Institute	1	1	0	0	1929	
Wake Forest	4	4	0	0	1923	1957
Washington & Lee	6	5	0	1	1924	1929
Washington	1	0	1	0	1989	
West Texas State	1	1	0	0	1982	
West Virginia	2	1	1	0	1981	1993
Western Carolina	1	1	0	0	2006	
Western Kentucky	1	1	0	0	2007	
Western Michigan	1	1	0	0	1999	
Wofford	1	1	0	0	1914	
Wyoming	2	2	0	0	1951	2005

Florida against teams currently in the...

Power Five Conferences

	Games	W	L	T	Pct
Atlantic Coast	220	109	99	12	.523
Big 12	20	13	6	1	.675
Big Ten	42	26	15	1	.631
Pac-12	14	8	5	1	.607
Southeastern	629	351	263	15	.570
Totals	925	507	388	30	.548

Group of Five

	Games	W	L	T	Pct
American Athletic	66	49	19	3	.689
Conference USA	15	15	0	0	1.000
Mid-Atlantic	12	11	1	0	.917
Mountain West	8	8	0	0	1.000
Sun Belt	16	15	1	0	.937
Totals	117	98	21	3	.851

	Games	W	L	T	Pct
Independents	5	2	3	0	.400
(Army, Notre Dame, UMass)					

Football Championship Subdivision (FCS)

	Games	W	L	T	Pct
Big Sky	3	3	0	0	1.000
Big South	2	2	0	0	1.000
Colonial Athletic Assoc.	7	3	4	0	.428
Ivy League	2	0	2	0	.000
Mid-Eastern Athletic	0	0	0	0	--
Missouri Valley Football	2	2	0	0	1.000
Northeast	1	1	0	0	1.000
Ohio Valley	1	1	0	0	1.000
Patriot League	0	0	0	0	--
Pioneer Football League	22	17	3	2	.818
Southern	46	36	8	2	.804
Southland	0	0	0	0	--
Southwestern Athletic	1	1	0	0	1.000
UAC	1	1	0	0	1.000
Totals	88	67	17	4	.761

ALL-TIME VS SEC & FLORIDA STATE

(Rankings listed are Associated Press; * SEC Championship; † Bluebonnet Bowl; ‡ Sugar Bowl; § Peach Bowl; ¶ Gator Bowl; * Sun Bowl

Alabama

Alabama leads series 28-14

Year	W/L	UF	UA	Rank (UF/UA)	Location
1916	L	0	16		Jacksonville
1921	W	9	2		Tuscaloosa
1923	W	16	6		Birmingham
1925	L	0	34		Montgomery
1926	L	0	49		Montgomery
1927	W	13	6		Montgomery
1930	L	0	20		Gainesville
1931	L	0	41		Birmingham
1948	L	28	34		Tuscaloosa
1949	L	13	35		Gainesville
1950	L	13	41	NR/17	Jacksonville
1951	W	30	21		Tuscaloosa
1963	W	10	6	NR/3	Tuscaloosa
1964	L	14	17	9/3	Tuscaloosa
1970	L	15	46	13/NR	Tuscaloosa
1971	L	0	38	NR/8	Gainesville
1972	L	7	24	NR/3	Tuscaloosa
1973	L	14	35	NR/3	Gainesville
1978	L	12	23	NR/7	Tuscaloosa
1979	L	0	40	NR/2	Gainesville
1986	L	7	21	13/4	Gainesville
1987	W	23	14	NR/11	Birmingham
1990	W	17	13	24/NR	Tuscaloosa
1991	W	35	0	6/17	Gainesville
1992	L	21	28	12/2	Birmingham*
1993	W	28	13	9/17	Birmingham*
1994	W	24	23	6/3	Atlanta*
1996	W	45	30	4/11	Atlanta*
1998	W	16	10	8/NR	Tuscaloosa
1999	L	7	34	5/7	Atlanta*
1999 (OT)	39	40	3/21		Gainesville
2005	L	3	31	5/15	Tuscaloosa
2006	W	28	13	5/NR	Gainesville
2008	W	31	20	2/1	Atlanta*
2009	L	13	32	1/2	Atlanta*
2010	L	3	31	7/1	Tuscaloosa
2011	L	10	38	12/3	Gainesville
2014	L	21	42	RV/3	Tuscaloosa
2015	L	15	29	18/2	Atlanta*
2016	L	16	54	15/1	Atlanta*
2020	L	46	52	7/1	Atlanta*
2021	L	29	31	11/1	Gainesville

Arkansas

Florida leads series 10-2

Year	W/L	UF	UA	Rank (UF/UA)	Location
1982	L	24	28	NR/14	Houston^
1995	W	34	3	2/24	Atlanta*
1996	W	42	7	1/NR	Fayetteville
1997	W	56	7	1/NR	Gainesville
2003	W	33	28	NR/11	Fayetteville
2004	W	45	30	16/NR	Gainesville
2006	W	38	28	4/8	Atlanta*
2008	W	38	7	12/NR	Fayetteville
2009	W	23	20	1/NR	Gainesville
2013	W	30	10	18/NR	Gainesville
2016	L	10	31	10/NR	Fayetteville
2020	W	63	35	6/NR	Gainesville

Auburn

Auburn leads series 43-39-2

Year	W/L	UF	AU	Rank (UF/AU)	Location
1912	L	13	27		Auburn
1913	L	0	55		Auburn
1914	L	0	20		Jacksonville

1915	L	0	7		Auburn
1916	L	0	20		Jacksonville
1917	L	0	68		Auburn
1927	W	33	6		Auburn
1928	W	27	0		Gainesville
1929	W	19	0		Montgomery
1930	W	7	0		Jacksonville
1931	W	13	12		Jacksonville
1932	L	6	21		Montgomery
1933	W	14	7		Gainesville
1934	W	14	7		Montgomery
1935	L	6	27		Miami
1936	L	0	13		Montgomery
1937	L	0	14		Jacksonville
1938	W	9	7		Jacksonville
1939	T	7	7		Auburn
1940	L	7	20		Columbus
1942	W	6	0		Gainesville
1945	L	0	19		Auburn
1946	L	12	47		Gainesville
1947	L	14	20		Montgomery
1948	W	16	9		Tampa
1949	T	14	14		Mobile
1950	W	27	7		Gainesville
1951	L	13	14		Auburn
1952	W	31	21	17/NR	Gainesville
1953	L	7	16		Auburn
1954	W	19	13	20/NR	Gainesville
1955	L	0	13		Auburn
1956	W	20	0		Gainesville
1957	L	0	13	19/4	Auburn
1958	L	5	6	NR/4	Gainesville
1959	L	0	6	NR/8	Auburn
1960	L	7	10	NR/14	Gainesville
1961	L	15	32		Auburn
1962	W	22	3	NR/10	Gainesville
1963	L	0	19	NR/5	Auburn
1964	W	14	0	10/NR	Gainesville
1965	L	17	28	7/NR	Auburn
1966	W	30	27	7/NR	Gainesville
1967	L	21	26		Auburn
1968	L	13	24	20/NR	Gainesville
1969	L	12	38	7/17	Auburn
1970	L	14	63	NR/12	Gainesville
1971	L	7	40	NR/5	Auburn
1972	L	20	26	NR/11	Gainesville
1973	W	12	8	NR/19	Auburn
1974	W	25	14	11/5	Gainesville
1975	W	31	14	11/NR	Auburn
1976	W	24	19	12/NR	Gainesville
1977	L	14	29	18/NR	Auburn
1978	W	31	7		Gainesville
1979	L	13	19	NR/20	Auburn
1980	W	21	10		Gainesville
1981	L	12	14		Auburn
1982	W	19	17	NR/19	Gainesville
1983	L	21	28	5/4	Auburn
1984	W	24	3	13/11	Gainesville
1985	W	14	10	2/6	Auburn
1986	W	18	17	NR/5	Gainesville
1987	L	6	29	10/6	Auburn
1988	L	0	16	NR/9	Gainesville
1989	L	7	10	19/12	Auburn
1990	W	48	7	15/4	Gainesville
1991	W	31	10	6/NR	Auburn
1992	W	24	9	23/NR	Gainesville
1993	L	35	38	4/19	Auburn
1994	L	33	36	1/6	Gainesville

1995	W	49	38	3/7	Auburn
1996	W	51	10	1/16	Gainesville
1997	W	24	10	7/6	Auburn
1998	W	24	3	5/NR	Gainesville
1999	W	32	14	7/NR	Auburn
2000	W	28	6	7/18	Atlanta*
2000	W	38	7	10/19	Gainesville
2001	L	20	23	1/NR	Auburn
2002W (OT)	30	23	NR/NR		Gainesville
2006	L	17	27	2/11	Auburn
2007	L	17	20	4/NR	Gainesville
2011	L	6	17	RV/24	Auburn
2019	W	24	13	10/7	Gainesville

Florida State

Florida leads series 37-2-2

Year	W/L	UF	FSU	Rank (UF/FSU)	Location
1958	W	21	7	12/NR	Gainesville
1959	W	18	8		Gainesville
1960	W	3	0		Gainesville
1961	T	3	3		Gainesville
1962	W	20	7		Gainesville
1963	W	7	0		Gainesville
1964	L	7	16		Tallahassee
1965	W	30	17		Gainesville
1966	W	22	19	10/NR	Tallahassee
1967	L	16	21		Gainesville
1968	W	9	3	5/NR	Tallahassee
1969	W	21	6	12/NR	Gainesville
1970	W	38	27		Tallahassee
1971	W	17	15	NR/19	Gainesville
1972	W	42	13	NR/13	Tallahassee
1973	W	49	0		Gainesville
1974	W	24	14	14/NR	Tallahassee
1975	W	34	8	14/NR	Gainesville
1976	W	33	26	12/NR	Tallahassee
1977	L	9	37	NR/19	Gainesville
1978	L	21	38		Tallahassee
1979	L	16	27	NR/5	Gainesville
1980	L	13	17	NR/3	Tallahassee
1981	W	35	3		Gainesville
1982	W	13	10	NR/15	Tallahassee
1983	W	53	14	12/NR	Gainesville
1984	W	27	17	3/12	Tallahassee
1985	W	38	14	6/12	Gainesville
1986	W	17	13		Tallahassee
1987	L	14	28	NR/3	Gainesville
1988	L	17	52	NR/5	Tallahassee
1989	L	17	24	NR/6	Gainesville
1990	L	30	45	6/8	Tallahassee
1991	W	14	9	5/3	Gainesville
1992	L	24	45	6/3	Tallahassee
1993	L	21	33	7/1	Gainesville
1994	L	17	23	5/7	New Orleans§
1994	T	31	31	4/7	Tallahassee
1995	W	35	24	3/6	Gainesville
1996	L	21	24	1/2	Tallahassee
1996	W	52	20	3/1	New Orleans§
1997	W	32	29	10/2	Gainesville
1998	L	12	23	4/5	Tallahassee
1999	L	23	30	3/1	Gainesville
2000	L	7	30	4/3	Tallahassee
2001	W	37	13	4/20	Gainesville
2002	L	14	31	15/23	Tallahassee
2003	L	34	38	11/9	Gainesville
2004	W	20	13	NR/10	Tallahassee
2005	W	34	7	19/23	Gainesville
2006	W	21	14	4/NR	Tallahassee

2007	W	45	12	12/NR	Gainesville
2008	W	45	15	2/23	Tallahassee
2009	W	37	10	1/NR	Gainesville
2010	L	7	31	NR/22	Tallahassee
2011	L	7	21		Gainesville
2012	W	37	26	6/10	Tallahassee
2013	L	7	37	NR/2	Gainesville
2014	L	19	24	NR/3	Tallahassee
2015	L	2	27	10/14	Gainesville
2016	L	13	31	13/31	Tallahassee
2017	L	22	38		Gainesville
2018	W	41	14	13/NR	Tallahassee
2019	W	40	17	8/NR	Gainesville
2021	W	24	21	NR/NR	Gainesville
2022	L	38	45	NR/16	Tallahassee

Georgia

Georgia leads series 54-44-2

Year	W/L	UF	UGA	Rank (UF/UGA)	Location
1915	L	0	37		Jacksonville
1916	L	0	21		Athens
1919	L	0	16		Tampa
1920	L	0	56		Athens
1926	L	9	32		Athens
1927	L	0	28		Jacksonville
1928	W	26	6		Savannah
1929	W	18	6		Jacksonville
1930	T	0	0		Savannah
1931	L	6	33		Gainesville
1932	L	12	33		Athens
1933	L	0	14		Jacksonville
1934	L	0	14		Jacksonville
1935	L	0	7		Jacksonville
1936	L	8	26		Jacksonville
1937	W	6	0		Jacksonville
1938	L	6	19		Jacksonville
1939	L	2	6		Jacksonville
1940	W	18	13		Jacksonville
1941	L	3	19		Jacksonville
1942	L	0	75	NR/1	Jacksonville
1944	L	12	38		Jacksonville
1945	L	0	34		Jacksonville
1946	L	14	33	NR/5	Jacksonville
1947	L	6	34		Jacksonville
1948	L	12	20	NR/13	Jacksonville
1949	W	28	7		Jacksonville
1950	L	0	6		Jacksonville
1951	L	6	7		Jacksonville
1952	W	30	0	20/NR	Jacksonville
1953	W	21	7		Jacksonville
1954	L	13	14		Jacksonville
1955	W	19	13		J

1972	L	7	10		Jacksonville
1973	W	11	10		Jacksonville
1974	L	17	16	6/NR	Jacksonville
1975	L	7	10	11/NR	Jacksonville
1976	L	27	41	10/7	Jacksonville
1977	W	22	17		Jacksonville
1978	L	22	24	NR/11	Jacksonville
1979	L	10	33		Jacksonville
1980	L	21	26	20/2	Jacksonville
1981	L	21	26	NR/4	Jacksonville
1982	L	0	44	20/3	Jacksonville
1983	L	9	10	9/4	Jacksonville
1984	W	27	0	10/8	Jacksonville
1985	L	3	24	1/17	Jacksonville
1986	W	31	19	NR/19	Jacksonville
1987	L	10	23	17/10	Jacksonville
1988	L	3	26	NR/19	Jacksonville
1989	L	10	17	20/NR	Jacksonville
1990	W	38	7	10/NR	Jacksonville
1991	W	45	13	6/23	Jacksonville
1992	W	26	24	20/7	Jacksonville
1993	W	33	26	10/NR	Jacksonville
1994	W	52	14	5/NR	Gainesville
1995	W	52	17	3/NR	Athens
1996	W	47	7	1/NR	Jacksonville
1997	L	17	37	6/14	Jacksonville
1998	W	38	7	5/11	Jacksonville
1999	W	30	14	5/10	Jacksonville
2000	W	34	23	8/13	Jacksonville
2001	W	24	10	6/15	Jacksonville
2002	W	20	13	NR/5	Jacksonville
2003	W	16	13	23/4	Jacksonville
2004	L	24	31	NR/7	Jacksonville
2005	W	14	10	16/4	Jacksonville
2006	W	21	14	9/25	Jacksonville
2007	L	30	42	9/20	Jacksonville
2008	W	49	10	5/8	Jacksonville
2009	W	41	17	1/NR	Jacksonville
2010	W(OT)	34	31	NR/NR	Jacksonville
2011	L	20	24	NR/22	Jacksonville
2012	L	9	17	6/12	Jacksonville
2013	L	20	23		Jacksonville
2014	W	38	20	NR/9	Jacksonville
2015	W	27	3	11/NR	Jacksonville
2016	W	24	10	14/NR	Jacksonville
2017	L	7	42	NR/3	Jacksonville
2018	L	17	36	9/7	Jacksonville
2019	L	17	24	6/8	Jacksonville
2020	W	44	28	8/5	Jacksonville
2021	L	7	34	NR/1	Jacksonville
2022	L	20	42	NR/1	Jacksonville

Kentucky

Florida leads series 53-20

Year	W/L	UF	UK	Rank (UF/UK)	Location
1917	L	0	52		Lexington
1926	L	13	18		Jacksonville
1927	W	27	6		Jacksonville
1931	L	2	7		Jacksonville
1935	L	6	15		Lexington
1936	L	0	7		Lexington
1937	W	6	0		Gainesville
1948	L	15	34		Lexington
1949	L	0	35	NR/14	Tampa
1950	L	6	40	17/5	Lexington
1951	L	6	14	NR/17	Gainesville
1952	W	27	0	17/NR	Gainesville
1953	L	13	26		Lexington
1954	W	21	7		Gainesville

1955	L	7	10		Lexington
1956	L	8	17		Gainesville
1957	W	14	7		Lexington
1967	W	28	12		Gainesville
1968	W	16	14		Lexington
1969	W	31	6		Gainesville
1970	W	24	13		Tampa
1971	W	35	24		Gainesville
1972	W	40	0		Gainesville
1973	W	20	18		Gainesville
1974	L	24	41	9/NR	Lexington
1975	W	48	7	14/NR	Gainesville
1976	L	9	28	15/NR	Lexington
1977	L	7	14	NR/7	Gainesville
1978	W	18	16		Lexington
1979	L	3	31		Gainesville
1980	W	17	15	20/NR	Lexington
1981	W	33	12		Gainesville
1982	W	39	13		Lexington
1983	W	24	7	14/NR	Gainesville
1984	W	25	17	5/NR	Lexington
1985	W	15	13	11/NR	Gainesville
1986	L	3	10		Lexington
1987	W	27	14		Gainesville
1988	W	24	19		Lexington
1989	W	38	28		Gainesville
1990	W	47	15	6/NR	Lexington
1991	W	35	26	5/NR	Gainesville
1992	W	35	19	4/NR	Gainesville
1993	W	24	20	7/NR	Lexington
1994	W	73	7	2/NR	Gainesville
1995	W	42	7	5/NR	Lexington
1996	W	65	0	1/NR	Gainesville
1997	W	55	28	1/NR	Lexington
1998	W	51	35	8/25	Gainesville
1999	W	38	10	3/NR	Lexington
2000	W	59	31	3/NR	Gainesville
2001	W	44	10	2/NR	Lexington
2002	W	41	34	7/NR	Gainesville
2003	W	24	21	25/NR	Lexington
2004	W	20	3	16/NR	Gainesville
2005	W	49	28	5/NR	Lexington
2006	W	26	7	5/NR	Gainesville
2007	W	45	37	14/8	Lexington
2008	W	63	5	5/NR	Gainesville
2009	W	41	7	1/NR	Lexington
2010	W	48	14	9/NR	Gainesville
2011	W	48	10	15/NR	Lexington
2012	W	38	0	14/NR	Gainesville
2013	W	24	7	20/NR	Lexington
2014	W(OT)	36	30	RV/NR	Gainesville
2015	W	14	9		Lexington
2016	W	45	7	RV/NR	Gainesville
2017	W	28	27	20/RV	Lexington
2018	L	16	27	25/NR	Gainesville
2019	W	29	21	9/NR	Lexington
2020	W	34	10	6/NR	Gainesville
2021	L	13	20	10/NR	Lexington
2022	L	16	26	12/20	Gainesville

LSU

Florida leads series 33-33-3

Year	W/L	UF	LSU	Rank (UF/LSU)	Location
1937	L	0	19		Baton Rouge
1941	L	7	10		Baton Rouge
1953	T	21	21	NR/14	Gainesville
1954	L	7	20	18/NR	Baton Rouge
1955	W	18	14		Gainesville
1956	W	21	6		Baton Rouge

1957	W	22	14	NR/10	Gainesville
1958	L	7	10	NR/3	Baton Rouge
1959	L	0	9	NR/1	Gainesville
1960	W	13	10		Baton Rouge
1961	L	0	23	NR/7	Gainesville
1962	L	0	23	NR/6	Baton Rouge
1963	L	0	14		Gainesville
1964	W	20	6		Baton Rouge
1965	W	14	7	NR/5	Gainesville
1966	W	28	7	8/NR	Baton Rouge
1967	L	6	37		Gainesville
1971	L	7	48	NR/16	Baton Rouge
1972	T	3	3	NR/8	Gainesville
1973	L	3	24	NR/10	Baton Rouge
1974	W	24	14	13/NR	Gainesville
1975	W	34	6	20/NR	Baton Rouge
1976	W	28	23	19/11	Gainesville
1977	L	14	36	9/NR	Baton Rouge
1978	L	21	34	NR/11	Gainesville
1979	L	3	20	NR/17	Baton Rouge
1980	L	7	24	19/NR	Gainesville
1981	W	24	10		Baton Rouge
1982	L	13	24	4/NR	Gainesville
1983	W	31	17	12/16	Baton Rouge
1984	T	21	21		Gainesville
1985	W	20	0	11/8	Baton Rouge
1986	L	17	28	NR/18	Gainesville
1987	L	10	13	19/7	Baton Rouge
1988	W	19	6	17/14	Gainesville
1989	W	16	13		Baton Rouge
1990	W	34	8	10/NR	Gainesville
1991	W	16	0	13/NR	Baton Rouge
1992	W	28	21	23/NR	Gainesville
1993	W	58	3	5/NR	Baton Rouge
1994	W	42	18	1/NR	Gainesville
1995	W	28	10	3/21	Baton Rouge
1996	W	56	13	1/12	Gainesville
1997	L	21	28	1/14	Baton Rouge
1998	W	22	10	6/11	Gainesville
1999	W	31	10	8/NR	Baton Rouge
2000	W	41	9	12/NR	Gainesville
2001	W	44	15	2/18	Baton Rouge
2002	L	7	36	16/18	Gainesville
2003	W	19	7	NR/6	Baton Rouge
2004	L	21	24	12/24	Gainesville
2005	L	17	21	11/10	Baton Rouge
2006	W	23	10	5/9	Gainesville
2007	L	24	28	9/1	Baton Rouge
2008	W	51	21	11/4	Gainesville
2009	W	13	3	1/4	Baton Rouge
2010	L	29	33	14/12	Gainesville
2011	L	11	41	17/1	Baton Rouge
2012	W	14	6	10/4	Gainesville
2013	L	6	17	17/10	Baton Rouge
2014	L	27	30		Gainesville
2015	L	28	35	8/6	Baton Rouge
2016	W	16	10	21/16	Baton Rouge
2017	L	16	17	21/NR	Gainesville
2018	W	27	19	22/5	Gainesville
2019	L	28	42	5/7	Baton Rouge
2020	L	34	37	6/NR	Gainesville
2021	L	42	49	20/NR	Baton Rouge
2022	L	35	45	NR/NR	Gainesville

Ole Miss

Series Tied 12-12-1

Year	W/L	UF	OM	Rank (UF/OM)	Location
1926	L	7	12		Gainesville
1934	T	13	13		Gainesville

1935	L	6	27		Oxford
1944	L	6	26		Jacksonville
1945	W	26	13		Jacksonville
1946	L	7	13		Jacksonville
1947	L	6	14		Jacksonville
1948	L	0	14		Gainesville
1958	L	3	7	14/11	Jacksonville#
1964	W	30	14		Gainesville
1965	W	17	0	10/NR	Oxford
1972	W	16	0		Oxford
1973	L	10	13		Gainesville
1980	W	15	3		Oxford
1981	W	49	3		Gainesville
1988	W	27	15		Jackson
1989	L	19	24		Gainesville
1994	W	38	14	1/NR	Oxford
1995	W	28	10	3/NR	Gainesville
2002	L	14	17	6/NR	Oxford
2003	L	17	20	24/NR	Gainesville
2007	W	30	24	3/NR	Oxford
2008	L	30	31	4/NR	Gainesville
2015	W	38	10	25/3	Gainesville
2020	W	51	35	5/NR	Oxford

Mississippi State

Florida leads series 34-19-2

Year	W/L	UF	MS	Rank (UF/MS)	Location
1923	T	13	13		Jacksonville
1924	W	27	0		Montgomery
1925	W	12	0		Tampa
1936	L	0	7		Gainesville
1937	L	13	14		Starkville
1938	L	0	22		Starkville
1939	L	0	14		Gainesville
1940	L	7	27		Gainesville
1941	L	0	6		Starkville
1942	L	12	26	NR/16	Gainesville
1954	W	7	0		Gainesville
1955	W	20	14		Gainesville
1956	W	26	0		Starkville
1957	L	20	29		Gainesville
1958	L	7	14	18/11	Gainesville
1959	W	14	13	19/NR	Gainesville
1962	W	19	9		Jackson
1963	T	9	9		Gainesville
1964	W	16	13		Jackson
1965	L	13	18	8/NR	Gainesville
1966	W	28	7		Gainesville
1967	W	24	7		Jackson
1968	W	31	14		

1988	W	17	0	20/NR	Gainesville
1989	W	21	0		Tampa
1990	W	34	21	17/NR	Gainesville
1991	W	29	7	14/21	Orlando
1992	L	6	30	13/24	Starkville
1993	W	38	24	5/NR	Gainesville
2000	L	35	47	3/NR	Starkville
2001	W	52	0	2/21	Gainesville
2004	L	31	38	19/NR	Starkville
2005	W	35	9	13/NR	Gainesville
2009	W	29	19	2/NR	Starkville
2010	L	7	10	22/NR	Gainesville
2018	W	13	6	RV/23	Starkville

Missouri

Series Tied 6-6

Year	W/L	UF	UM	Rank (UF/UM)	Location
1965	L	18	20	NR/6	New Orleans\$
2012	W	14	7	8/NR	Gainesville
2013	L	17	36	22/14	Columbia
2014	L	13	42		Gainesville
2015	W	21	3	11/NR	Columbia
2016	W	40	14	18/NR	Gainesville
2017	L	16	45		Columbia
2018	L	17	38	13/NR	Gainesville
2019	W	23	6	11/NR	Columbia
2020	W	41	17	10/NR	Gainesville
2021	L	23	24	NR/NR	Columbia
2022	W	24	17	NR/NR	Gainesville

South Carolina

Florida leads series 30-10-3

Year	W/L	UF	SC	Rank (UF/SC)	Location
1911	T	6	6		Columbia
1912	W	10	6		Gainesville
1913	L	0	13		Columbia
1917	W	21	13		Gainesville
1919	W	13	0		Columbia
1921	T	7	7		Tampa
1929	W	20	7		Columbia
1931	T	6	6		Tampa
1935	W	22	0		Tampa
1936	L	0	7		Columbia
1939	L	0	6		Columbia
1964	W	37	0		Gainesville
1992	W	14	9	11/NR	Gainesville
1993	W	37	26	8/NR	Columbia
1994	W	48	17	4/NR	Gainesville
1995	W	63	7	3/NR	Columbia
1996	W	52	25	1/NR	Gainesville
1997	W	48	21	12/NR	Columbia
1998	W	33	14	4/NR	Gainesville
1999	W	20	3	4/NR	Columbia
2000	W	41	21	5/21	Gainesville
2001	W	54	17	4/14	Columbia
2002	W	28	7	20/NR	Gainesville
2003	W	24	22	15/NR	Columbia
2004	W	48	14		Gainesville
2005	L	22	30	12/NR	Columbia
2006	W	17	16	6/NR	Gainesville
2007	W	51	31	17/NR	Columbia
2008	W	56	6	3/24	Gainesville
2009	W	24	14	1/NR	Columbia
2010	L	14	36	24/22	Gainesville
2011	L	12	17	NR/15	Columbia
2012	W	44	11	3/9	Gainesville
2013	L	14	19	NR/11	Columbia
2014 L (OT)		20	23		Gainesville
2015	W	24	14	11/NR	Columbia

2016	W	20	7	22/NR	Gainesville
2017	L	20	28		Columbia
2018	W	35	31	19/NR	Gainesville
2019	W	38	27	9/NR	Columbia
2020	W	38	24	3/NR	Gainesville
2021	L	17	40	NR/NR	Columbia
2022	W	38	6	NR/NR	Gainesville

Tennessee

Florida leads series 31-21

Year	W/L	UF	UT	Rank (UF/UT)	Location
1916	L	0	24		Tampa
1921	L	0	9		Knoxville
1928	L	12	13		Knoxville
1930	L	6	13		Jacksonville
1932	L	13	32		Jacksonville
1933	L	6	13		Knoxville
1940	L	0	14	NR/5	Knoxville
1944	L	0	40	NR/15	Knoxville
1952	L	12	26	18/7	Knoxville
1953	L	7	9	NR/18	Gainesville
1954	W	14	0		Knoxville
1955	L	0	20		Gainesville
1969	W	14	13	15/11	Jacksonville#
1970	L	7	38	NR/11	Knoxville
1971	L	13	20	NR/12	Gainesville
1976	W	20	18	11/NR	Knoxville
1977	W	27	17	19/NR	Gainesville
1984	W	43	30	18/NR	Knoxville
1985	W	17	10	7/14	Gainesville
1990	L	3	45	9/5	Knoxville
1991	W	35	18	10/4	Gainesville
1992	L	14	31	4/14	Knoxville
1993	W	41	34	9/5	Gainesville
1994	W	31	0	1/15	Knoxville
1995	W	62	37	4/8	Gainesville
1996	W	35	29	4/2	Knoxville
1997	W	33	20	3/4	Gainesville
1998 L (OT)		17	20	2/6	Knoxville
1999	W	23	21	4/2	Gainesville
2000	W	27	23	6/11	Knoxville
2001	L	32	34	2/5	Gainesville
2002	W	30	13	10/4	Knoxville
2003	L	10	24	17/12	Gainesville
2004	L	28	30	11/13	Knoxville
2005	W	16	7	6/5	Gainesville
2006	W	21	20	7/13	Knoxville
2007	W	59	20	5/22	Gainesville
2008	W	30	6	4/NR	Knoxville
2009	W	23	13	1/NR	Gainesville
2010	W	31	17	10/NR	Knoxville
2011	W	33	23	16/RV	Gainesville
2012	W	37	20	18/23	Knoxville
2013	W	31	17	19/NR	Gainesville
2014	W	10	9		Knoxville
2015	W	28	27		Gainesville
2016	L	28	38	19/14	Knoxville
2017	W	26	20	24/23	Gainesville
2018	W	47	21		Knoxville
2019	W	34	3	9/NR	Gainesville
2020	W	31	19	6/NR	Knoxville
2021	W	38	14	11/NR	Gainesville
2022	L	33	38	20/11	Knoxville

Texas A&M

Series Tied 3-3

Year	W/L	UF	TAMU	Rank (UF/TAMU)	Location
1962	W	42	6		Gainesville
1976	L	14	37	NR/10	El Paso@
2012	W	20	17	24/RV	College Station
2017	L	17	19	RV/RV	Gainesville
2020	L	38	41	4/21	College Station
2022	W	41	24	NR/NR	College Station

Vanderbilt

Florida leads series 43-11-2

Year	W/L	UF	VU	Rank (UF/VU)	Location
1945	L	0	7		Gainesville
1946	L	0	20		Nashville
1949	L	17	22		Jacksonville
1950	W	31	27	NR/13	Nashville
1951	W	33	13		Gainesville
1952	L	13	20		Nashville
1955	L	6	21		Nashville
1956	W	21	7		Nashville
1957	W	14	7		Gainesville
1958	T	6	6	18/NR	Gainesville
1959	L	6	13	19/NR	Nashville
1960	W	12	0		Gainesville
1961	W	7	0		Nashville
1962	W	42	7		Gainesville
1963	W	21	0		Nashville
1966	W	13	0		Nashville
1967	W	27	22		Gainesville
1968	T	14	14	15/NR	Nashville
1969	W	41	20	10/NR	Gainesville
1974	L	10	24	8/NR	Nashville
1975	W	35	0	18/NR	Gainesville
1982	L	29	31	14/NR	Nashville
1983	W	29	10	9/NR	Gainesville
1988	L	9	24	20/NR	Nashville
1989	W	34	11	25/NR	Gainesville
1992	W	41	21	9/NR	Nashville
1993	W	52	0	8/NR	Gainesville
1994	W	24	7	3/NR	Nashville
1995	W	38	7	3/NR	Gainesville
1996	W	28	21	1/NR	Nashville
1997	W	20	7	13/NR	Gainesville
1998	W	45	13	5/NR	Nashville
1999	W	13	6	5/NR	Gainesville
2000	W	43	20	6/NR	Nashville
2001	W	71	13	4/NR	Gainesville
2002	W	21	17	23/NR	Nashville
2003	W	35	17	17/NR	Gainesville
2004	W	34	17		Nashville
2005 W(2OT)		49	42	13/NR	Gainesville
2006	W	25	19	7/NR	Nashville
2007	W	49	22	18/NR	Gainesville
2008	W	42	14	4/NR	Nashville
2009	W	27	3	1/NR	Gainesville
2010	W	55	14		Nashville
2011	W	26	21		Gainesville
2012	W	31	17	4/NR	Nashville
2013	L	17	34		Gainesville
2014	W	34	10		Nashville
2015	W	9	7	11/NR	Gainesville
2016	W	13	7	23/NR	Nashville
2017	W	38	24	21/NR	Gainesville
2018	W	37	27	14/NR	Nashville
2019	W	56	0	10/NR	Gainesville
2020	W	38	17	6/NR	Nashville
2021	W	42	0	20/NR	Gainesville
2022	L	24	41	NR/NR	Nashville

FLORIDA RECORDS BY COACH

Period	Coach	Seasons	W	L	T	Pct.
1906-07	James Forsythe	2	7	4	1	.625
1909-13	G.E. Pyle	6	31	9	4	.750
1914-16	Charles McCoy	3	9	10	0	.474
1917-19	Al Buser	3	7	8	0	.467
1920-22	William Kline	3	19	8	2	.690
1923-24	J.A. VanFleet	2	12	3	4	.737
1925-27	Tom Sebring	3	17	11	2	.600
1928-32	Charles Bachman	5	27	18	3	.594
1933-35	D.K. Stanley	3	14	13	2	.517
1936-39	Josh Cody	4	17	24	2	.419
1940-45	Thomas J. Lieb	5	20	26	1	.436
1946-49	Raymond B. Wolf	4	13	24	2	.359
1950-59	Bob Woodruff	10	53	42	6	.554
1960-69	Ray Graves	10	70	31	4	.686
1970-78	Doug Dickey	9	58	43	2	.573

Period	Coach	Seasons	W	L	T	Pct.
1979-84	Charley Pell	5+	33	26	3	.556
1984-89	Galen Hall	5+	40	18	1	.686
1989	Gary Darnell	1	3	4	0	.429
1990-2001	Steve Spurrier	12	122	27	1	.817
2002-04	Ron Zook	3	23	14	0	.622
2004	Charlie Strong	1	0	1	0	.000
2005-10	Urban Meyer	6	65	15	0	.813
2011-14	Will Muschamp	4	28	21	0	.579
2014	DJ Durkin	1	1	0	0	1.000
2015-17	Jim McElwain	2+	22	12	0	.647
2017	Randy Shannon	1	1	3	0	.250
2018-21	Dan Mullen	3+	34	15	0	.694
2021	Greg Knox	1	1	1	0	.500
2022	Billy Napier	1	6	7	0	.462
Totals		116	753	438	40	.612

*No team in 1943

GATORS ON COLLEGE GAMEDAY

11/25/95	Gainesville, Fla.	Florida (3) vs Florida State (6)	W	35-24
1/2/96	Tempe, Ariz.	Florida (2) vs Nebraska (1) (Fiesta Bowl)	L	24-62
9/21/96	Knoxville, Tenn.	Florida (4) at Tennessee (2)	W	35-29
11/30/96	Tallahassee, Fla.	Florida (1) at Florida State (2)	L	21-24
1/2/97	New Orleans, La.	Florida (3) vs Florida State (1) (Sugar Bowl)	W	52-20
9/20/97	Gainesville, Fla.	Florida (3) vs Tennessee (4)	W	33-20
10/11/97	Baton Rouge, Fla.	Florida (1) at LSU (14)	L	21-28
10/18/97	Auburn, Ala.	Florida (7) at Auburn (6)	W	24-10
11/22/97	Gainesville, Fla.	Florida (10) vs Florida State (2)	W	32-29
9/18/99	Gainesville, Fla.	Florida (4) vs Tennessee (2)	W	23-21
10/30/99	Jacksonville, Fla.	Florida (5) vs Georgia (10)	W	30-14
11/20/99	Gainesville, Fla.	Florida (3) vs Florida State (1)	L	23-30
9/16/00	Knoxville, Tenn.	Florida (6) at Tennessee (11)	W	27-23
11/18/00	Tallahassee, Fla.	Florida (4) at Florida State (3)	L	7-30
11/10/01	Columbia, S.C.	Florida (4) at South Carolina (14)	W	54-17
12/1/01	Gainesville, Fla.	Florida (2) vs Tennessee (5)	L	32-34
9/7/02	Gainesville, Fla.	Florida (6) vs Miami (1)	L	16-41
9/21/02	Knoxville, Tenn.	Florida (10) at Tennessee (4)	W	30-13
11/2/02	Jacksonville, Fla.	Florida (NR) vs Georgia (5)	W	20-13
11/29/03	Gainesville, Fla.	Florida (11) vs Florida State (9)	L	34-38
10/29/05	Jacksonville, Fla.	Florida (16) vs Georgia (4)	W	14-10
10/7/06	Gainesville, Fla.	Florida (5) vs LSU (9)	W	23-10
10/14/06	Auburn, Ala.	Florida (2) at Auburn (11)	L	17-27

1/8/07	Glendale, Ariz.	Florida (2) vs Ohio State (1) (BCS CG)	W	41-14
10/6/07	Baton Rouge, La.	Florida (9) at LSU (1)	L	24-28
10/20/07	Lexington, Ky.	Florida (14) at Kentucky (8)	W	45-37
9/6/08	Gainesville, Fla.	Florida (5) vs Miami (NR)	W	26-3
12/6/08	Atlanta, Ga.	Florida (2) vs Alabama (1) (SEC CG)	W	31-20
1/8/09	Miami Gardens, Fla.	Florida (1) vs Oklahoma (2) (BCS CG)	W	24-14
10/10/09	Baton Rouge, La.	Florida (1) at LSU (4)	W	13-3
11/28/09	Gainesville, Fla.	Florida (1) vs Florida State (NR)	W	37-10
12/5/09	Atlanta, Ga.	Florida (1) vs Alabama (2) (SEC CG)	L	13-32
9/8/12	College Station, Texas	Florida (24) at Texas A&M (NR)	W	20-17
9/15/12	Knoxville, Tenn.	Florida (18) at Tennessee (23)	W	37-20
10/20/12	Gainesville, Fla.	Florida (3) vs South Carolina (9)	W	44-11
1/2/13	New Orleans, La.	Florida (4) vs Louisville (22)	L	23-33
9/24/16	Knoxville, Tenn.	Florida (19) at Tennessee (14)	L	28-38
10/27/18	Jacksonville, Fla.	Florida (9) vs Georgia (7)	L	17-36
8/24/19	Orlando, Fla.	Florida (8) vs Miami	W	24-20
10/5/19	Gainesville, Fla.	Florida (10) vs Auburn (7)	W	24-13
10/12/19	Baton Rouge, La.	Florida (7) vs LSU (5)	L	28-42
9/24/22	Knoxville, Tenn.	Florida (20) vs Tennessee (11)	L	33-38

Appearances: 42*

Overall Record: 26-16

*On 4/12/08, UF became the first school to have College GameDay on site for its spring game.

FLORIDA'S RECORD ON NETWORK TELEVISION

	Games	Record		Games	Record
CBS	128	78-50	NBC	3	1-2
ESPN/ESPN2/ESPNU	126	78-48	Sun Sports/FSN	3	2-1
ABC	85	41-42-2	SEC Network+	3	3-0
Raycom Sports*	37	33-4	Mizlou	2	1-1
SEC Network	41	33-8	SEC TV	2	1-1
Pay Per View	19	18-1	SportSouth	1	1-0
TBS	16	9-6-1	Totals	456	296-157-3
FOX	3	3-0			

*Formerly Lincoln-Financial/Jefferson-Pilot

THE SWAMP

Quick Facts

Seasons:	92 (first season was 1930)
Record:	355-113-13 (.738)
UF vs SEC:	167-72-7 (.679)
Capacity:	88,548
Largest Crowd:	90,916 (11/28/2015 vs Florida St)
Longest Win Streak:	30 (10/29/1994 – 9/18/1999)
Largest Margin of Victory:	76 (82-6 vs Central Mich, 1997)

Ben Hill Griffin Stadium Best Seasonal Attendance

Average

2009	90,635
2008	90,544
2010	90,511
2006	90,409
2007	90,388
2005	90,177
2015	90,065
2011	89,061
2004	88,409
2016	87,846
2013	87,440
2022	87,180
2017	86,715
2014	85,834
1999	85,493
1997	85,463
2001	85,432
1996	85,404
1998	85,299

Longest Home Win Streaks in Florida History

Games	Started	Ended
30	10/29/1994	10/2/1999
23	9/8/1990	11/27/1993
20	11/28/1909	10/20/1917
18	10/16/2004	9/30/2007
17	9/12/1981	9/8/1984
17	11/17/1973	10/8/1977

Home Records Since 1990

	Record	Pct.
1. Ohio State	195-26-1	.878
2. Florida	174-34	.837
3. Oklahoma	166-33	.834
4. Florida State	167-40-1	.803
5. Nebraska	173-51	.772

STEVE SPURRIER-FLORIDA FIELD RECORDS

Offensive Team Records

Rushing Yards

531 vs Utah, 1977
466 vs New Mexico, 1989
454 vs Vanderbilt, 1975
415 vs Houston, 1976
404 vs Duke, 1975
400 vs Florida Atlantic, 2021
394 vs The Citadel, 2008
394 vs West Texas St, 1982
393 vs Cincinnati, 1984
391 vs Duke, 1974

Passing Yards

512 vs SW Louisiana, 1993
506 vs Northern Illinois, 1995
471 vs Northern Illinois, 1991
474 vs LSU, 2020
464 vs Samford, 2021
463 vs Southern Miss, 1994
452 vs Kentucky, 1998
449 vs Mississippi St, 1993
443 vs Florida St, 1995

Total Offense

774 vs West Texas St, 1982
717 vs Samford, 2021
708 vs Central Mich, 1997
705 vs The Citadel, 2008
695 vs Northern Illinois, 1995
665 vs Eastern Mich, 2014
663 vs Troy, 2009
658 vs Ga Southern, 1996
642 vs SW Louisiana, 1993
637 vs UCF, 2006

Offensive Individual Records

Rushing Yards

316—Emmitt Smith, vs New Mexico, 1989
210—Ciatrick Fason, vs Kentucky, 2004
204—Jimmy DuBose, vs Florida St, 1975
202—Emmitt Smith, vs Vanderbilt, 1989
199—Chuck Hunsinger, vs Furman, 1949
193—Errict Rhett, vs Kentucky, 1992
180—Jimmy DuBose, vs Vanderbilt, 1975
179—John L. Williams, vs West Texas St, 1982
177—Bobby Forbes, vs Jax NAS, 1944
175—Emmitt Smith, vs Temple, 1987

Longest Rushing Plays

96—Emmitt Smith vs Mississippi St, 1988
91—Willie Wilder vs Mississippi St, 1976
88—Lamical Perine vs Auburn, 2019
86—John L. Williams vs West Texas St, 1982
85—Trevor Etienne vs South Carolina, 2022
84—Bobby Lance vs Auburn, 1954
90—Percy Harvin vs South Carolina, 2008
80—Jimmy DuBose vs Vanderbilt, 1975
76—Chris Rainey vs Charleston So, 2009
76—Ricky Pearsall vs Eastern Washington, 2022

Passing Yards

474—Kyle Trask vs LSU, 2020
464—Emory Jones vs Samford, 2021
458—Eric Kresser vs Northern Illinois, 1995
449—Danny Wuerffel vs Mississippi St, 1993
448—Terry Dean vs SW Louisiana, 1993
443—Danny Wuerffel vs Florida St, 1995
381—Danny Wuerffel vs Tennessee, 1995
363—Kyle Trask vs Vanderbilt, 2019
362—Shane Matthews vs Kentucky, 1991

Receiving Yards

222—Travis McGriff vs South Carolina, 1998
216—Demarcus Robinson vs Kentucky, 2014
199—Chris Doering vs Mississippi St, 1993
192—Ike Hilliard vs Florida St, 1995
186—Percy Harvin vs Ole Miss, 2008
185—Jacquez Green vs Tennessee, 1997
182—Carlos Alvarez vs Houston, 1969
182—Kadarius Toney vs LSU, 2020
169—Chris Doering vs Vanderbilt, 1995
168—Jabar Gaffney vs South Carolina, 2000

Consecutive Completions

18—Kyle Trask vs Tennessee (last 3) / Towson (first 15), 2019
17—Chris Leak vs Wyoming, 2005

Longest Passing Plays

96—Eric Kresser to Jacquez Green vs Northern Illinois, 1995
92—Kyle Morris to Stacey Simmons vs Montana St, 1988
87—Eric Kresser to Reidel Anthony vs Southern Miss, 1994
84—Kyle Morris to Tony Lomack vs Louisiana Tech, 1989
83—John Brantley to Chris Rainey vs Tennessee, 2011
82—Kerwin Bell to Frankie Neal vs Florida St, 1985
80—John Brantley to Andre Debose vs Furman, 2011
80—Chris Leak to Chad Jackson vs Louisiana Tech, 2005
78—Luke Del Rio to Antonio Callaway vs Kentucky, 2016
77—Will Grier to Brandon Powell vs Ole Miss, 2015
77—Kyle Morris to Stacey Simmons vs Indiana St, 1988
77—Tim Tebow to Deonte Thompson vs Arkansas, 2009
77—Danny Wuerffel to Jacquez Green vs Vanderbilt, 1995

Total Offense

550—Emory Jones vs Samford 2021, 464 pass, 86 run
460—Eric Kresser vs Northern Illinois 1995, 458 pass, 2 run
446—Kyle Trask vs LSU 2020, 474 pass, -28 run
428—Danny Wuerffel vs Mississippi St 1993, 449 pass, -21 run
424—Tim Tebow vs South Carolina 2007, 304 pass, 120 run
418—Terry Dean vs SW Louisiana 1993, 448 pass, -30 run
407—Danny Wuerffel vs Florida St 1995, 443 pass, -36 run
388—Kyle Trask vs Vanderbilt, 2019- 363 pass, 25 run
377—Danny Wuerffel vs Tennessee 1995, 381 pass, -4 run
375—Doug Johnson vs South Carolina 1998, 360 pass, 15 run

HISTORY OF STEVE SPURRIER-FLORIDA FIELD

1906-10 When the Gator football program started in 1906 under Head Coach James Forsythe, prior to the existence of The Swamp, Florida played home football games in downtown Gainesville at the "Ballpark," which was located south of Market St. (now SW 5th Ave.) and bordered to the east by Garden St. (SW 1st St.), to the west by Arredonda St. (SW 3rd St.) and to the south by Depot Ave. The Gators compiled an 14-0-1 record from 1906-10.

1911-29 From 1911-29, Florida football was in an area situated just north of the current Ben Hill Griffin Stadium. This area was known as the University Park and the University Athletic Field until the fall of 1915 when it was renamed Fleming Field. The Gators went 48-6-1 on this site.

April 16, 1930 Construction begins on original Florida Field.

October 27, 1930 Construction completed on original Florida Field (capacity 21,769). The original stadium consisted of the lower half of the current stadium.

November 8, 1930 Dedication of Florida Field as sellout crowd of 21,769 watches Florida vs Alabama. The legendary Red Barber, a UF student, called the play-by-play.

October 13, 1934 Florida Field dedicated to memory of servicemen who died in World War I.

September 24, 1938 The first night game is played at Florida Field vs Stetson.

December 16, 1949 Plans drawn to add 11,200 seats to west stands. Expansion completed for 1950 season, bringing total capacity, including temporary bleachers, to 40,116.

December, 1965 Construction started on the 10,000-seat addition on the east side, bringing permanent seating to 56,164. Also, temporary bleachers were moved into the south end zone for total capacity of 62,800 during 1966 season.

April, 1971 Artificial surface installed.

August, 1982 Completion of south end zone, bringing capacity to 72,000. Athletic training center, skybox tower and modern press box also involved in this project.

September 9, 1989 Football stadium named Ben Hill Griffin Stadium at Florida Field during dedication ceremonies. The stadium is named in honor of Ben Hill Griffin Jr., a life-long Gator supporter and fan who had been extremely benevolent and generous to several sectors at UF.

June 30, 1990 Natural grass replaced the artificial turf at Florida Field.

September, 1991 Construction completed on new north end zone. Capacity stood at 83,000, making Florida Field one of the eight largest on-campus collegiate football stadiums in the nation and the largest stadium in the state of Florida. The north end zone addition cost \$17 million, but involved no state funding.

November 30, 1991 Ben Hill Griffin Stadium became the site of the largest football crowd (collegiate or professional) in state of Florida history (85,461 vs Florida St.). During the 1991 and 1992 seasons, the stadium was the site of the 12 largest crowds in state history.

October 12, 1991 The official dedication of the new north end zone was held as Florida played Tennessee. Red Barber, who called the original dedication game in 1930, was UF's special guest of honor.

End of 1991 Season Head Coach Steve Spurrier tagged Ben Hill Griffin Stadium at Florida Field "The Swamp." Spurrier says, "The Swamp is where Gators live. We feel comfortable there, but we hope our opponents feel tentative. A swamp is hot and sticky and can be dangerous."

Prior to 1998 Season Florida completed a \$5 million renovation of the Ben Hill Griffin Training Complex in the south end zone, making the facility one of the nation's elite.

Prior to 2003 Season Construction was completed on a two-year, \$50 million stadium expansion/renovation that included the addition of 2,900 luxury club seats, expanded press level, renovated and enlarged Bull Gator Deck, enlarged President's Suite and 34 additional suites funded by private support from Gator Boosters and fans.

Prior to 2004 Season A high-resolution video board highlighted the brand new Daktronics scoreboard in the north end of Ben Hill Griffin Stadium. In addition, a state-of-the-art sound system was installed throughout the stadium. The project cost was \$2 million.

February, 2007 Construction to the southwest area of the stadium began, including renovation to the football offices, weight room, training room and team areas.

August, 2008 The \$28 million in construction and renovation to the James W. "Bill" Heavener Football Complex was completed, including an expansion of the strength and conditioning room, a new Gator Room, renovation to the football offices and a trophy complex with a tribute to Gator greats.

August, 2009 Prior to the 2009 season, construction was completed on a \$5.6 million project installing Daktronics HD-16 high resolution screens to replace the old north and south end zone scoreboards.

April, 2011 Statues of Florida's three Hesiman winners -- Steve Spurrier, Danny Wuerffel and Tim Tebow -- were unveiled on the west side of the stadium at halftime of the spring game.

Prior to 2012 Season Renovations to the West Concourse resulted in enhanced restroom facilities, better overall lighting, improved crowd circulation and wider concessions with more points of sale, including new food items not previously offered in the stadium.

June 9, 2016 The University of Florida's Board of Trustees voted to add Spurrier's name to Florida Field, where he starred as a player in the 1960s and returned in 1990 to begin a 12-year run as head coach and take the program to startling success. Steve Spurrier-Florida Field at Ben Hill Griffin Stadium was unveiled on Sept. 3, 2016 prior to UF's 2016 season opener against UMass.

September 3, 2016 A "Chair of Honor" was installed in the concourse near Gate 16 in Ben Hill Griffin Stadium to honor POW and MIA soldiers. Dedicated in their memory, the chair is marked by a plaque with the following inscription: *This chair remains unoccupied to symbolize that those still listed as Prisoner of War or Missing in Action will always have a seat awaiting them at Steve Spurrier-Florida Field when they return home.* As part of the dedication, the family of Cmdr. Randolph Wright Ford was recognized. Ford, who lived in Gainesville and attended UF in 1954-55, was commissioned as a Naval officer, earned his Wings of Gold and was attached to Attack Squadron 86 on aircraft carrier USS America during the Vietnam War.

September 16, 2017 Prior to the 2017 season, the UAA collaborated with Daktronics to install 15mm HD LED ribbon boards above the North and South Endzones. Fans can see game clock information, down and distance, statistics, scores from other games, etc. In addition, the wing walls inside the stadium were updated to display UF's many conference and national championships. Southeast Corner: National Champions and Years ; Northwest Corner: SEC Champions and Years Northeast Corner: "This is . . . Gator Country"; Southwest Corner: "This is . . . The Swamp" Each wing wall will be highlighted with back-lit lettering

Also, nursing mothers now have an exclusive space inside Ben Hill Griffin Stadium to tend to their children in privacy. The Nursing Suite is located behind between Gates 15 and 16, and is a female-only space for nursing mothers or women bottle-feeding children. Men, affiliated with a nursing woman, or need to bottle-feed a child, are permitted in the lobby of the suite.

September 7, 2019 From the beginning with of the 2019 season, fans saw a dramatic upgrade in their ability to share all of their gameday experiences socially in real time, and stay connected through all of their wireless devices, as the University Athletic Association installed equipment for high-density Wi-Fi inside Ben Hill Griffin Stadium. The \$6.3 million project, which came to fruition in partnership with Extreme Networks and Verizon Business Markets, began in July 2018 with conduit, wiring and under seat enclosures that house more than 1,100 wireless access points throughout the seating bowl.

Attendance Records

Ben Hill Griffin Stadium at Steve Spurrier-Florida Field

Att.	Date	Opponent	W/L	Score
1.	90,916	November 28, 2015	Florida State	L 2-27
2.	90,907	November 28, 2009	Florida State	W 37-10
3.	90,894	September 19, 2009	Tennessee	W 23-13
4.	90,888	October 1, 2011	Alabama	L 10-38
5.	90,887	September 18, 2021	Alabama	L 29-31
6.	90,885	November 13, 2010	South Carolina	L 14-36
7.	90,883	October 20, 2012	South Carolina	W 44-11
8.	90,833	September 6, 2008	Miami (FL)	W 26-3
9.	90,824	October 6, 2012	LSU	W 14-6
10.	90,799	September 3, 2022	Utah	W 29-26
11.	90,798	November 26, 2011	Florida State	L 7-21
12.	90,744	September 17, 2011	Tennessee	W 33-23
13.	90,721	October 9, 2010	LSU	L 29-33
14.	90,716	September 17, 2005	Tennessee	W 16-7
15.	90,714	October 7, 2006	LSU	W 23-10
16.	90,707	September 15, 2007	Tennessee	W 59-20
17.	90,707	September 3, 2005	Wyoming	W 32-14
18.	90,703	November 11, 2006	South Carolina	W 17-16
19.	90,694	November 7, 2009	Vanderbilt	W 27-3
20.	90,685	September 29, 2007	Auburn	L 17-20
20.	90,684	October 11, 2008	LSU	W 51-21

ALL-TIME SHUTOUTS

1906	Rollins	6-0
1906	Riverside AC	19-0
1907	Columbia AC	6-0
1907	Riverside AC	21-0
1907	Riverside AC	17-0
1908	Riverside AC	4-0
1908	Columbia College	6-0
1908	Riverside AC	37-0
1909	Gainesville AC	5-0
1909	Rollins	14-0
1909	Olympics	11-0
1909	Olympics	28-0
1909	Tallahassee AC	26-0
1910	Gainesville Guards	23-0
1910	Georgia A&M	52-0
1910	Rollins	38-0
1910	Charleston	34-0
1910	Columbia	33-0
1911	Columbia	9-0
1911	Stetson	27-0
1911	College of Charleston	21-0
1912	College of Charleston	78-0
1912	Tampa AC	44-0
1912	Vedado Club	28-0
1913	Florida Southern	144-0
1913	Maryville	39-0
1913	Mercer	24-0
1914	Kings College	36-0
1914	Florida Southern	59-0
1914	Wofford	36-0
1914	The Citadel	7-0
1914	Mercer	14-0
1915	Florida Southern	45-0
1915	The Citadel	6-0
1919	Mercer	48-0
1919	Stetson	64-0
1919	South Carolina	13-0
1920	Newberry	21-0
1920	Florida Southern	13-0
1920	Mercer	30-0
1920	Stetson	21-0
1920	Stetson	36-0
1921	U.S. Infantry	6-0
1921	Rollins	33-0
1921	Mercer	7-0
1921	Howard	34-0
1922	Rollins	19-0
1922	American Legion	14-0

ALL-TIME 40+ POINT WINS

1910	Georgia A&M	52-0
1912	College of Charleston	78-0
1912	Tampa AC	44-0
1913	Florida Southern	144-0
1914	Florida Southern	59-0
1915	Florida Southern	45-0
1919	Mercer	48-0
1919	Stetson	64-0
1922	Howard College	57-0
1922	Mississippi College	58-0
1923	Florida Southern	53-0
1924	Rollins	77-0
1925	Rollins	65-0
1925	Clemson	42-0
1928	Mercer	73-0
1928	Sewanee	71-6
1928	Washington & Lee	60-6
1929	Southern	54-0
1930	Georgia Tech	55-7
1940	Miami	46-6
1941	Tampa	46-6
1942	Randolph Macon	45-0
1945	SW Louisiana	45-0
1945	Presbyterian	41-0
1952	Clemson	54-13

1922	Howard College	57-0
1922	Mississippi College	58-0
1922	Oglethorpe	12-0
1923	Rollins	28-0
1923	Stetson	27-0
1923	Southern	53-0
1924	Rollins	77-0
1924	Wake Forest	34-0
1924	Florida Southern	27-0
1924	Mississippi State	27-0
1924	Drake	10-0
1925	Mercer	24-0
1925	Florida Southern	9-0
1925	Rollins	65-0
1925	Clemson	42-0
1925	Mississippi State	12-0
1926	Florida Southern	16-0
1926	Clemson	33-0
1928	Florida Southern	26-0
1928	Auburn	27-0
1928	Mercer	73-0
1929	Southern	54-0
1929	Auburn	19-0
1930	N.C. State	27-0
1930	Auburn	7-0
1930	Chicago	19-0
1930	Clemson	27-0
1931	N.C. State	31-0
1932	Sewanee	19-0
1933	Stetson	28-0
1933	North Carolina	9-0
1933	Maryland	19-0
1934	N.C. State	14-0
1934	Stetson	14-0
1935	Stetson	34-0
1935	Sewanee	20-0
1935	South Carolina	22-0
1936	Stetson	32-0
1937	Stetson	18-0
1937	Sewanee	21-0
1937	Georgia	6-0
1938	Tampa	33-0
1939	Stetson	21-0
1939	Boston College	7-0
1939	Tampa	7-0
1939	Maryland	14-0
1939	Miami	13-0
1940	Tampa	23-0

1953	Stetson	45-0
1953	The Citadel	60-0
1958	Arkansas St	51-7
1959	Virginia	55-10
1969	North Carolina	52-2
1972	Kentucky	40-0
1973	Florida St	49-0
1975	Kentucky	48-7
1977	Rice	48-3
1981	Ole Miss	49-3
1982	West Texas St	77-14
1984	Tulane	63-21
1985	SW Louisiana	45-0
1986	Kent St	52-9
1987	Tulsa	52-0
1987	Cal-State Fullerton	65-0
1988	Montana St	69-0
1988	Indiana St	58-0
1990	Oklahoma St	50-7
1990	Akron	59-0
1990	Auburn	48-7
1993	LSU	58-3
1993	SW Louisiana	61-14
1993	Vanderbilt	52-0
1994	New Mexico St	70-21

1940	Maryland	19-0
1941	Randolph Macon	26-0
1941	Miami	14-0
1942	Randolph Macon	45-0
1942	Auburn	6-0
1944	Miami	13-0
1945	SW Louisiana	45-0
1945	Presbyterian	41-0
1949	The Citadel	13-0
1951	Wyoming	13-0
1952	The Citadel	33-0
1952	Georgia	30-0
1952	Kentucky	27-0
1953	Stetson	45-0
1953	The Citadel	60-0
1954	Mississippi State	7-0
1954	Tennessee	14-0
1955	George Washington	28-0
1956	Mississippi State	26-0
1956	Rice	7-0
1956	Auburn	20-0
1956	Georgia	28-0
1957	Wake Forest	27-0
1957	Georgia	22-0
1957	Miami	14-0
1959	Tulane	30-0
1960	Florida State	3-0
1960	Vanderbilt	12-0
1960	Miami	18-0
1961	Vanderbilt	7-0
1963	Vanderbilt	21-0
1963	Florida State	7-0
1964	South Carolina	37-0
1964	Auburn	14-0
1965	Ole Miss	17-0
1966	Vanderbilt	13-0
1967	Illinois	14-0
1967	Tulane	35-0
1970	Richmond	20-0
1972	Ole Miss	16-0
1972	Kentucky	40-0
1973	Florida State	49-0
1975	Vanderbilt	35-0
1978	Mississippi State	34-0
1980	Louisville	13-0
1984	Syracuse	16-0
1984	Georgia	27-0
1985	LSU	20-0

1985	SW Louisiana	45-0
1987	Tulsa	52-0
1987	Cal-State Fullerton	65-0
1988	Montana State	69-0
1988	Indiana State	58-0
1988	Mississippi State	17-0
1989	Mississippi State	21-0
1990	Akron	59-0
1991	Alabama	35-0
1991	LSU	16-0
1993	Vanderbilt	52-0
1994	Tennessee	31-0
1996	Kentucky	65-0
2000	Middle Tennessee	55-0
2001	Mississippi State	52-0
2006	Central Florida	42-0
2006	Western Carolina	62-0
2011	UAB	39-0
2012	Kentucky	38-0
2012	Jacksonville St.	23-0
2014	Eastern Michigan	65-0
2016	North Texas	32-0
2019	UT-Martin	45-0
2019	Towson	38-0
2019	Vanderbilt	56-0
2021	Vanderbilt	42-0

Total Shutouts: 170

Shutouts By Decade

1906-09:	13
1910-19:	24
1920-29:	34
1930-39:	24
1940-49:	10
1950-59:	17
1960-69:	12
1970-79:	6
1980-89:	11
1990-99:	6
2000-09:	4
2010-present:	9

1994	Kentucky	73-7
1995	South Carolina	63-7
1996	Georgia Southern	62-14
1996	Kentucky	65-0
1996	LSU	56-13
1996	Auburn	51-10
1996	Georgia	47-7
1997	Central Michigan	82-6
1997	Arkansas	56-7
2000	Middle Tennessee	55-0
2001	Louisiana-Monroe	55-6
2001	Mississippi St	52-0
2001	Vanderbilt	71-13
2002	UAB	51-3
2003	San Jose St	65-3
2003	Florida A&M	63-3
2006	UCF	42-0
2006	Western Carolina	62-0
2007	Western Kentucky	49-3
2008	Hawaii	56-10
2008	Kentucky	63-5
2008	South Carolina	56-6
2008	The Citadel	70-19
2009	Charleston Southern	62-3
2009	Troy	56-6

2009	FIU	62-3
2010	Vanderbilt	55-14
2014	Eastern Michigan	65-0
2014	Eastern Kentucky	52-3
2015	New Mexico St	61-13
2018	Charleston Southern	53-6
2018	Idaho	63-10
2019	UT-Martin	45-0
2019	Vanderbilt	56-0
2021	Vanderbilt	42-0

Total 40+ Point Wins: 85

40+ Point Wins by Decade

1906-09:	0
1910-19:	8
1920-29:	10
1930-39:	1
1940-49:	5
1950-59:	5
1960-69:	1
1970-79:	4
1980-89:	9
1990-99:	16
2000-09:	17
2010-present:	9

SITUATIONAL RECORDS

Record vs Defending National Champion

Date	Opponent (Location)	W/L	Score
11/13/26	Alabama (Montgomery)	L	0-49
11/12/27	Alabama (Montgomery)	W	13-6
10/19/29	Georgia Tech (Atlanta)	L	6-19
11/15/52	Tennessee (Knoxville)	L	12-26
11/1/58	Auburn (Gainesville)	L	5-6
10/24/59	LSU (Gainesville)	L	0-9
10/8/77	Pittsburgh (Gainesville)	T	17-17
10/13/79	Alabama (Gainesville)	L	0-40
11/7/81	Georgia (Jacksonville)	L	21-26
9/1/84	Miami (Tampa)	L	20-32
12/4/93	Alabama* (Birmingham)	W	28-13
11/26/94	Florida State (Tallahassee)	T	31-31
9/18/99	Tennessee (Gainesville)	W	23-21
11/18/00	Florida State (Tallahassee)	L	7-30
9/7/02	Miami (Gainesville)	L	16-41
10/11/08	LSU (Gainesville)	W	51-21
10/2/10	Alabama (Tuscaloosa)	L	6-31
10/15/11	Auburn (Auburn)	L	6-17
11/29/14	Florida State (Tallahassee)	L	19-24
12/3/16	Alabama* (Atlanta)	L	14-56
12/12/20	LSU (Gainesville)	L	34-37
9/18/21	Alabama (Gainesville)	L	29-31
10/29/22	Georgia (Jacksonville)	L	42-20

*SEC Championship Game

All-Time: 4-17-2
 Home: 2-6-1
 Away: 1-7-1
 Neutral: 1-4-0
 vs SEC teams: 4-11-0

Memorable Rain Games (Since 1969)

Rain amounts from Weather Underground (wunderground.com)

Date	Opponent (Location)	W/L	Score	Rain
11/9/69	Georgia (Jacksonville)	L	51-0	n/a
11/25/72	LSU (Gainesville)	T	3-3	n/a
11/29/86	Florida St. (Tallahassee)	W	17-13	1.84 in
9/19/92	Tennessee (Knoxville)	L	31-14	0.01 in
10/30/93	Georgia (Jacksonville)	W	33-26	1.80 in
9/17/94	Tennessee (Knoxville)	W	31-0	0.75 in
9/16/95	Tennessee (Gainesville)	W	62-37	0.14 in
9/14/02 @	Ohio (Gainesville)	W	34-6	1.70 in
9/21/02	Tennessee (Knoxville)	W	30-13	2.25 in
9/11/04 #	Eastern Mich (Gainesville)	W	49-10	0.17 in
9/1/07 \$	W Kentucky (Gainesville)	W	49-3	0.08 in
11/29/08	Florida St (Tallahassee)	W	45-15	1.34 in
8/30/14 *	Idaho (Gainesville)	No Contest		1.81 in
10/8/16 %	LSU (Gainesville)	Postponed		
9/9/17 &	Northern Colorado	Cancelled		

@ – 46-min lightning delay

– 104-min lightning delay

\$ – Game called with 8:23 left in 4th quarter after 72-min lightning delay

* – Game was declared "No Contest" after multiple lightning delays

% – Game was postponed on Oct. 6, 2016 due to Hurricane Matthew. The universities and the SEC Office eventually rescheduled the game for Nov. 19 in Baton Rouge, La.

& – Game was cancelled on Sept. 9, 2017 due to Hurricane Irma.

Before and After Bye Weeks (Since 1990)

	After a Bye	Before a Bye
Home	13-2	19-10
Away	10-4	11-15
Neutral	14-9	1-0
Overall	37-15	31-25

Billy Napier

After a Bye Week: 0-1 (0-0 Home, 0-0 Away, 0-1 Neutral)

10/29/22	Georgia (Jacksonville)	L	20-42
----------	------------------------	---	-------

Before a Bye Week: 0-1 (0-1 Home, 0-0 Away, 0-0 Neutral)

10/15/22	LSU (Gainesville)	L	35-45
----------	-------------------	---	-------

Dan Mullen

After a Bye Week: 3-3 (3-0 Home, 0-0 Away, 0-3 Neutral)

10/27/18	Georgia (Jacksonville)	L	17-36
9/7/19	UT Martin (Gainesville)	W	45-0
11/2/19	Georgia (Jacksonville)	L	17-24
11/30/19	Florida State (Gainesville)	W	40-17
10/31/20	Missouri (Gainesville)	W	41-17
10/30/21	Georgia (Jacksonville)	L	7-34

Before a Bye Week: 4-2 (0-0 Home, 3-2 Away, 1-0 Neutral)

10/13/18	Vanderbilt (Nashville)	W	37-27
8/24/19	Miami (Orlando)	W	24-20
10/19/19	South Carolina (Columbia)	W	38-27
11/16/19	Missouri (Columbia)	W	23-6
10/10/20	Texas A&M (College Station)	L	38-41
10/16/21	LSU (Baton Rouge)	L	42-49

Jim McElwain

After a Bye Week: 2-1 (0-0 Home, 0-0 Away, 2-1 Neutral)

10/31/15	Georgia (Jacksonville)	W	27-3
10/29/16	Georgia (Jacksonville)	W	24-10
10/28/17	Georgia (Jacksonville)	L	7-42

Before a Bye Week: 1-1 (1-0 Home, 0-1 Away, 0-0 Neutral)

10/17/15	LSU (Baton Rouge)	L	28-35
10/15/16	Missouri (Gainesville)	W	40-14
10/14/17	Texas A&M (Gainesville)	L	17-19

Will Muschamp

After a Bye Week: 4-2 (2-0 Home, 1-0 Away, 1-2 Neutral)

10/29/11	Georgia (Jacksonville)	L	20-24
10/6/12	LSU (Gainesville)	W	14-6
9/21/13	Tennessee (Gainesville)	W	31-17
11/2/13	Georgia (Jacksonville)	L	20-23
10/4/14	Tennessee (Knoxville)	W	10-9
11/1/14	Georgia (Jacksonville)	W	38-20

Before a Bye Week: 1-5 (1-1 Home, 0-4 Away, 0-0 Neutral)

10/15/11	Auburn (Auburn)	L	6-17
9/22/12	Kentucky (Gainesville)	W	38-0
9/7/13	Miami (Miami)	L	16-21
10/5/13	Missouri (Columbia)	L	17-36
9/20/14	Alabama (Tuscaloosa)	L	21-42
10/18/14	Missouri (Gainesville)	L	13-42

Urban Meyer

After a Bye Week: 8-0 (2-0 Home, 3-0 Away, 3-0 Neutral)

10/29/05	Georgia (Jacksonville)	W	14-10
11/26/05	Florida State (Gainesville)	W	34-7
10/28/06	Georgia (Jacksonville)	W	21-14
10/20/07	Kentucky (Lexington)	W	45-37
9/20/08	Tennessee (Knoxville)	W	30-6
10/25/08	Kentucky (Gainesville)	W	63-5
10/10/09	LSU (Baton Rouge)	W	13-3
10/30/10	Georgia (Jacksonville)	W	34-31/OT

Before a Bye Week: 3-5 (2-1 Home, 1-4 Away)

10/15/05	LSU (Baton Rouge)	L	17-21
11/12/05	South Carolina (Columbia)	L	22-30
10/14/06	Auburn (Auburn)	L	17-27
10/6/07	LSU (Baton Rouge)	L	24-28
9/6/08	Miami (Gainesville)	W	26-3
10/11/08	LSU (Gainesville)	W	51-21
9/26/09	Kentucky (Lexington)	W	41-7
10/16/10	Mississippi St. (Gainesville)	L	7-10

Ron Zook

After a Bye Week: 2-2 (0-1 Home, 0-1 Away, 2-0 Neutral)

11/2/02	Georgia (Jacksonville)	W	20-13
11/30/02	Florida State (Tallahassee)	L	14-31
11/1/03	Georgia (Jacksonville)	W	16-13
11/29/03	Florida State (Gainesville)	L	34-38

Before a Bye Week: 4-0 (2-0 Home, 2-0 Away)

10/19/02	Auburn (Gainesville)	W	30-23
11/16/02	South Carolina (Gainesville)	W	28-7
10/18/03	Arkansas (Fayetteville)	W	33-28
11/15/03	South Carolina (Columbia)	W	24-22

Steve Spurrier

After a Bye Week: 18-6 (6-1 Home, 5-3 Away, 7-2 Neutral)

11/3/90	Auburn (Gainesville)	W	48-7
12/1/90	Florida State (Tallahassee)	L	30-45
11/2/91	Auburn (Auburn)	W	31-10
11/30/91	Florida State (Gainesville)	W	14-9
10/1/92	Mississippi State (Starkville)	L	6-30
10/2/93	Mississippi State (Gainesville)	W	38-24
10/30/93	Georgia (Jacksonville)	W	33-26
10/1/94	Ole Miss (Oxford)	W	38-14
10/29/94	Georgia (Gainesville)	W	52-14
9/30/95	Ole Miss (Gainesville)	W	28-10
10/28/95	Georgia (Athens)	W	52-17
10/21/96	Tennessee (Knoxville)	W	35-29
11/2/96	Georgia (Jacksonville)	W	47-7
11/30/96	Florida State (Tallahassee)	L	21-24
9/20/97	Tennessee (Gainesville)	W	33-20
11/1/97	Georgia (Jacksonville)	L	17-37
10/31/98	Georgia (Jacksonville)	W	38-7
10/30/99	Georgia (Jacksonville)	W	30-14
12/4/99	Alabama (Atlanta)*	L	7-34
10/28/00	Georgia (Jacksonville)	W	34-23
12/2/00	Auburn (Atlanta)*	W	28-6
9/22/01	Kentucky (Lexington)	W	44-10
10/27/01	Georgia (Jacksonville)	W	24-10
12/1/01	Tennessee (Gainesville)	L	32-34

*SEC Championship Game

Before a Bye Week: 18-6 (13-2 Home, 5-4 Away)

10/20/90	Akron (Gainesville)	W	59-0
11/17/90	Kentucky (Lexington)	W	47-15
10/19/91	Northern Illinois (Gainesville)	W	41-10
11/16/91	Kentucky (Gainesville)	W	35-26
9/19/92	Tennessee (Knoxville)	L	14-31
9/18/93	Tennessee (Gainesville)	W	41-34
10/16/93	Auburn (Auburn)	L	35-38
9/17/94	Tennessee (Knoxville)	W	31-0
10/15/94	Auburn (Auburn)	L	33-36
9/16/95	Tennessee (Gainesville)	W	62-37
10/14/95	Auburn (Auburn)	W	49-38
9/7/96	Georgia Southern (Gainesville)	W	62-14
10/19/96	Auburn (Gainesville)	W	51-10
11/16/96	South Carolina (Gainesville)	W	52-25
9/6/97	Central Michigan (Gainesville)	W	82-6
10/18/97	Auburn (Auburn)	W	24-10
10/17/98	Auburn (Gainesville)	W	24-3
10/16/99	Auburn (Auburn)	W	32-14
11/20/99	Florida State (Gainesville)	L	23-30
10/14/00	Auburn (Gainesville)	W	38-7
11/18/00	Florida State (Tallahassee)	L	7-30
9/8/01	Louisiana-Monroe (Gainesville)	W	55-6
10/14/01	Auburn (Gainesville)	L	20-23
11/17/01	Florida State (Gainesville)	W	37-13

UNIFORM SELECTION (Since 2005)

2022 Season

Date	Opponent	Top/Pant	W/L	Score
9/4/22	Utah	Blue/White	W	29-26
9/10/22	Kentucky	Blue/White	L	16-26
9/17/22	South Florida	Blue/White	W	31-28
9/24/22	at Tennessee	White/Blue	L	33-38
10/2/22	Eastern Washington	Blue/White	W	52-17
10/8/22	Missouri	Blue/White	W	24-17
10/15/22	LSU	Blue/White	L	35-45
10/29/22	Georgia	White/Blue	L	20-42
11/5/22	at Texas A&M	White/Blue	W	41-24
11/12/22	South Carolina	Blue/Blue	W	38-6
11/19/22	at Vanderbilt	White/Orange	L	24-31
11/25/22	at Florida State	White/White	L	38-45
12/17/22	Oregon State	Blue/Blue	L	3-30

2021 Season

Date	Opponent	Top/Pant	W/L	Score
9/4/21	Florida Atlantic	White/White	W	35-14
9/11/21	at USF	White/White*	W	42-20
9/18/21	Alabama	Blue/White	L	29-31
9/25/21	Tennessee	Blue/White	W	38-14
10/2/21	at Kentucky	White/Orange	L	13-20
10/9/21	Vanderbilt (HC)	Orange/White**	W	42-0
10/16/21	at LSU	Orange/Orange	L	42-49
10/30/21	vs. Georgia	Blue/White	L	7-34
11/6/21	at South Carolina	White/Blue	L	17-40
11/13/21	Samford	Blue/White	W	70-52
11/20/21	at Missouri	White/Blue	L	23-24 OT
11/27/21	Florida State	Blue/Blue	W	24-21
12/23/21	vs. UCF	Blue/White	L	17-29

*Special 911 USA White Helmet
**Orange Interlocking UF Helmet

2020 Season

Date	Opponent	Top/Pant	W/L	Score
9/26/20	at Ole Miss	White/Orange	W	51-35
10/3/20	South Carolina (HC)	Blue/White	W	38-24
10/10/20	at Texas A&M	White/White	L	38-41
10/31/20	Missouri	Blue/White*	W	41-17
11/7/20	vs Georgia	White/Blue	W	44-28
11/14/20	Arkansas	Orange/White	W	63-35
11/21/20	at Vanderbilt	White/White**	W	38-17
11/28/20	Kentucky	Blue/White	W	34-10
12/5/20	at Tennessee	White/Blue*	W	31-19
12/12/20	LSU	Blue/Blue	L	34-37
12/19/20	Alabama	Blue/White	L	46-52
12/30/20	vs. Oklahoma	White/White	L	20-55

*Blue Specialty Helmet (^Single circled F + Gator Script)
**White Helmet

2019 Season

Date	Opponent	Top/Pant	W/L	Score
8/24/19	Miami	Blue/White	W	24-20
9/7/19	UT Martin	Blue/White	W	45-0
9/14/19	at Kentucky	White/Orange	W	29-21
9/21/19	Tennessee	Blue/White	W	34-3
9/28/19	Towson	Orange/White	W	38-0
10/5/19	Auburn (HC)	Blue/White*	W	24-13
10/12/19	at LSU	Blue/Blue	L	28-42
10/19/19	at South Carolina	White/White	W	38-27
11/2/19	vs Georgia	Blue/White	L	17-24
11/9/19	Vanderbilt	Blue/White*	W	56-0
11/16/19	at Missouri	White/Blue	W	23-6
11/30/19	Florida State	Blue/Blue	W	40-17
12/30/19	vs. Virginia	Blue/White	W	36-28

*White Helmets single circled F

2018 Season

Date	Opponent	Top/Pant	W/L	Score
9/1/18	Charleston So.	Blue/White	W	53-6
9/8/18	Kentucky	Blue/White	L	16-27
9/15/18	Colorado State	Orange/White	W	48-10
9/22/18	at Tennessee	White/Blue	W	47-21
9/29/18	at Mississippi St.	White/Orange	W	13-6
10/6/18	LSU	Blue/Blue	W	27-19
10/13/18	at Vanderbilt	White/White	W	37-27
10/27/18	vs. Georgia	White/White*	L	17-36
11/3/18	Missouri (HC)	Blue/White	L	17-38
11/10/18	South Carolina	Blue/White	W	35-31
11/17/18	Idaho	Blue/White	W	63-10
11/24/18	at Florida State	White/Blue	W	41-14
12/29/18	vs. Michigan	White/Blue	W	41-15

*White Helmets

2017 Season

Date	Opponent	Top/Pant	W/L	Score
9/2/17	Michigan	Blue/Blue*	L	17-33
9/16/17	Tennessee	Blue/Blue	W	26-20
9/23/17	at Kentucky	White/Orange	W	28-27
9/30/17	Vanderbilt	Orange/White	W	38-24
10/7/17	LSU (HC)	Blue/White	L	16-17
10/14/17	Texas A&M	Green/Green**	L	17-19
10/28/17	vs. Georgia	Blue/White	L	7-42
11/4/17	at Missouri	White/Orange	L	16-45
11/11/17	at South Carolina	Blue/Blue	L	20-28
11/18/17	UAB	White/White*	W	36-7
11/25/17	Florida State	Orange/White*	L	22-38

*White Helmets
**Swamp Green Uniform

2016 Season

Date	Opponent	Top/Pant	W/L	Score
9/3/16	UMass	Blue/Blue	W	24-7
9/10/16	Kentucky	Orange/Orange	W	45-7
9/17/16	North Texas	Blue/Orange	W	32-0
9/24/16	at Tennessee	White/White*	L	28-38
10/1/16	at Vanderbilt	White/Orange	W	13-6
10/15/16	Missouri (HC)	Blue/White	W	40-14
10/29/16	vs Georgia	Blue/White	W	24-10
11/5/16	at Arkansas	White/Blue	L	10-31
11/12/16	South Carolina	Blue/Blue*	W	20-7
11/19/16	at LSU	Orange/Orange	W	16-10
11/26/16	at Florida State	White/Orange	L	13-31
12/3/16	vs Alabama	Orange/Orange	L	14-56
1/2/17	vs Iowa	White/White	W	30-3

*White Helmets

2015 Season

Date	Opponent	Top/Pant	W/L	Score
9/5/15	New Mexico State	Blue/Blue	W	61-13
9/12/15	East Carolina	Orange/Orange	W	31-24
9/19/15	at Kentucky	White/White	W	14-9
9/26/15	Tennessee	Blue/Blue	W	28-27
10/3/15	Ole Miss	Orange/Orange	W	38-10
10/10/15	at Missouri	White/White	W	21-3
10/19/15	at LSU	Blue/Blue	L	28-35
10/31/15	vs Georgia	Blue/White	W	27-3
11/7/15	Vanderbilt (HC)	Orange/White*	W	9-7
11/14/15	at South Carolina	White/White	W	24-14
11/21/15	Florida Atlantic	Blue/Blue	W	20-14 OT
11/28/15	Florida State	Blue/White*	L	2-27
12/5/15	vs Alabama	White/White	L	15-29
1/1/16	vs Michigan	Blue/White	L	7-41

*White Helmets

2014 Season

Date	Opponent	Top/Pant	W/L	Score
9/6/14	Eastern Michigan	Blue/White	W	65-0
9/13/14	Kentucky	Blue/White	W	36-30 OT
9/20/14	at Alabama	White/White	L	21-21
10/4/14	at Tennessee	White/White	W	10-9
10/11/14	LSU	Blue/Blue	L	27-30
10/18/14	Missouri (HC)	Blue/White	L	13-42
11/1/14	vs Georgia	Blue/White	W	38-20
11/8/14	at Vanderbilt	White/White	W	34-10
11/15/14	South Carolina	Blue/Blue	L	20-23 OT
11/22/14	Eastern Kentucky	Blue/White	W	52-3
11/29/14	at Florida State	White/Orange	L	19-24
1/3/15	vs East Carolina	Orange/White	W	28-20

2013 Season

Date	Opponent	Top/Pant	W/L	Score
8/31/13	Toledo	Blue/White	W	24-6
9/7/13	at Miami	White/White	L	16-21
9/21/13	Tennessee	Blue/White	W	31-17
9/28/13	at Kentucky	White/Orange	W	24-7
10/5/13	Arkansas	Blue/Blue	W	30-10
10/12/13	LSU	Blue/Blue	L	6-17
10/19/13	at Missouri	White/Blue	L	17-36
11/2/13	vs Georgia	Blue/White	L	20-23
11/9/13	Vanderbilt (HC)	Blue/White	L	17-34
11/16/13	at South Carolina	White/White	L	14-19
11/23/13	Georgia Southern	Blue/White	L	20-26
11/30/13	Florida State	Blue/White	L	7-37

2012 Season

Date	Opponent	Top/Pant	W/L	Score
9/1/12	Bowling Green	Blue/White	W	27-14
9/8/12	at Texas A&M	White/White	W	20-17
9/15/12	at Tennessee	White/White	W	37-20
9/22/12	Kentucky	Blue/White	W	38-0
10/6/12	LSU	Blue/Blue	W	14-6
10/13/12	at Vanderbilt	White/White	W	31-17
10/21/12	South Carolina	Blue/Blue	W	44-11
10/27/12	vs Georgia	White/White	L	9-17
11/3/12	Missouri	Blue/White	W	14-7
11/10/12	Louisiana	Orange/White	W	27-20
11/17/12	Jacksonville State	Blue/White	W	23-0
11/24/12	at Florida State	White/Orange	W	37-26
1/2/13	vs Louisville	Blue/Orange	L	23-33

2011 Season

Date	Opponent	Top/Pant	W/L	Score
9/3/11	Florida Atlantic	Orange/White	W	41-3
9/10/11	UAB	Blue/White	W	39-0
9/17/11	Tennessee	Blue/White	W	33-23
9/24/11	at Kentucky	White/White	W	48-10
10/1/11	Alabama	Blue/White	L	10-38
10/8/11	at LSU	Blue/White	L	11-41
10/15/11	at Auburn	White/Orange	L	6-17
10/29/11	vs Georgia	Blue/White	L	20-24
11/5/11	Vanderbilt (HC)	Blue/White	W	26-21
11/12/11	at South Carolina	White/White	L	12-17
11/19/11	Furman	Blue/White	W	54-32
11/26/11	Florida St.	Blue/Blue	L	7-21
1/2/12	vs Ohio St.	Blue/White	W	17-24

2010 Season

Date	Opponent	Top/Pant	W/L	Score
9/4/10	Miami University	Blue/White	W	34-12
9/11/10	South Florida	Blue/White	W	38-14
9/18/10	at Tennessee	White/Blue	W	31-17
9/25/10	Kentucky	Blue/White	W	48-14
10/2/10	at Alabama	White/Blue	L	6-31
10/9/10	LSU	Orange/White	L	29-33
10/16/10	Mississippi St (HC)	Blue/White	L	7-10
10/30/10	vs Georgia	White/Blue	W (OT)	34-31
11/6/10	at Vanderbilt	White/Blue	W	55-14
11/13/10	South Carolina	Blue/Blue	L	14-36
11/20/10	Appalachian St.	Blue/White	W	48-10
11/27/10	at Florida St.	White/Blue	L	7-31
1/1/11	vs Penn St.	White/White	W	37-24

2009 Season

Date	Opponent	Top/Pant	W/L	Score
9/5/09	Charleston So.	Blue/White	W	62-3
9/12/09	Troy	Blue/White	W	56-6
9/19/09	Tennessee	Blue/White	W	23-13
9/26/09	at Kentucky	White/Blue	W	41-7
10/10/09	at LSU	Blue/Blue	W	13-3
10/17/09	Arkansas (HC)	Blue/White	W	23-20
10/24/09	at Mississippi St.	White/White	W	29-19
10/31/09	vs Georgia	Blue/Blue	W	41-17
11/7/09	Vanderbilt	Blue/White	W	27-3
11/14/09	at South Carolina	White/White	W	24-14
11/23/09	FIU	Blue/White	W	62-3
11/28/09	Florida St.	Blue/Blue	W	37-10
12/5/09	vs Alabama	White/White	L	32-13
1/1/10	vs Cincinnati	Blue/White	W	51-24

2008 Season

Date	Opponent	Top/Pant	W/L	Score
8/30/08	Hawaii	Blue/White	W	56-30
9/6/08	Miami	Blue/Blue	W	26-10
9/20/08	at Tennessee	White/Blue	W	30-6
9/27/08	Ole Miss	Blue/White	L	30-31
10/4/08	at Arkansas	White/Blue	W	38-7
10/11/08	LSU	Blue/Blue	W	51-21
10/25/08	Kentucky (HC)	Blue/White	W	63-5
11/1/08	Georgia	White/White	W	49-10
11/8/08	at Vanderbilt	White/Blue	W	42-14
11/15/08	South Carolina	Blue/Blue	W	56-6
11/22/08	The Citadel	Blue/White	W	70-19
11/29/08	at Florida St.	White/White	W	45-15
12/6/08	vs Alabama	Blue/Blue	W	31-20
1/8/09	vs Oklahoma	White/White	W	24-14

2007 Season

Date	Opponent	Top/Pant	W/L	Score
9/1/07	Western Kentucky	Blue/White	W	49-3
9/8/07	Troy	Blue/White	W	59-31
9/15/07	Tennessee	Blue/White	W	59-20
9/22/07	at Ole Miss	White/Blue	W	30-24
9/29/07	Auburn	Blue/White	L	17-20
10/6/07	at LSU	Blue/White	L	24-28
10/20/07	at Kentucky	White/Blue	W	45-37
10/27/07	vs Georgia	Blue/White	L	30-42
11/3/07	Vanderbilt	Blue/Blue		

OVERTIME GAMES**All-Time Overtime Record: 5-4****Home: 4-2 • Away: 0-2 • Neutral: 1-0****Sept. 19, 1998 at Tennessee L, 17-20**

- This game marked the first overtime game for both No. 2 Florida and No. 6 Tennessee.
- The game was played at Tennessee in Neyland Stadium before a crowd of 107,653.
- During overtime, the game came down to field goals. Tennessee's Jeff Hall hit a 42-yard field goal and Florida's Collins Cooper missed a 32-yarder wide left to end the game.
- Quarterback Jesse Palmer completed each of his first 10 passes.

October 2, 1999 vs Alabama L, 40-39

- The overtime loss marked the first time in 31 games that Florida lost in The Swamp.
- The contest had eight lead changes. Alabama had the ball for just less than 43 minutes compared to the Gators 17 minutes of possession.
- The 39 points scored against Alabama was the most points scored by a UF team in a loss.

October 19, 2002 vs Auburn W, 30-23

- The win over Auburn marked the first overtime victory in school history for the Gators.
- Through three quarters of play, Florida controlled the game until Auburn began to rally back from a 23-7 deficit in the fourth quarter to force the game into overtime.
- Rex Grossman's 25-yard pass to Taylor Jacobs and Auburn quarterback Jason Campbell's fourth down fumble sealed the victory for the Gators.

November 5, 2005 vs Vanderbilt W, 49-42 (2 OT)

- The victory over Vanderbilt gave Florida its second overtime victory in school history bringing its all-time record to 2-2.
- Both the Gators and Commodores scored on their first possessions in overtime. The Gators scored on a 9-yard pass from Chris Leak to Chad Jackson.
- On the Gators' second possession, Leak threw a 16-yard pass to Jemalle Cornelius to give UF a 49-42 lead.
- Reggie Lewis intercepted Vanderbilt quarterback Jay Cutler's pass to end the game.

October 30, 2010 vs Georgia W, 34-31

- The victory over Georgia narrowed the series to 46-40-2
- Will Hill tallied an interception on UGA's first overtime drive, picking off Aaron Murray for the second time in the game and taking it 89 yards to the one-yard line, becoming Florida's second player all-time to intercept a pass in an overtime game (Reggie Lewis vs Vanderbilt, 2005)
- Marked the first-ever overtime game between UF and UGA
- Chas Henry kicked the first-ever overtime field goal to win the game for the Gators (37-yarder)

September 13, 2014 vs Kentucky W, 36-30 (3 OT)

- The longest overtime game in school history as it extended to a third overtime period
- After a third quarter that saw a total of 31 points scored between the two teams, Kentucky kicked a field goal with just over 5 minutes to play to tie the game at 20-20.
- The two teams exchanged touchdowns in the first overtime period, then exchanged field goals in the second overtime.
- After a Kentucky missed field goal in the third overtime, Matt Jones carried the ball four straight times, plunging into the end zone for a one-yard score to win the game.

November 15, 2014 vs South Carolina L, 20-23

- South Carolina blocked a field goal and a punt in the fourth quarter, the latter leading to a Gamecock touchdown with 12 seconds left to tie the game at 17.
- In the overtime period, the Gators had to settle for a field goal attempt, which Austin Hardin converted from 35 yards.
- South Carolina followed with a 7-play touchdown drive, capped by Dylan Thompson scoring from four yards out on a quarterback keeper.

November 21, 2015 vs Florida Atlantic W, 20-14

- The Gators jumped out to a 14-0 lead in the third quarter; FAU got on the board with a 10-yard touchdown pass from Jaquez Johnson to Kalib Woods late in the third quarter
- Midway through the fourth quarter, FAU sacked Florida quarterback Treon Harris and forced a fumble -- which the Owls recovered in the end zone. The extra point tied the game
- In the overtime period, Florida scored as Harris connected with tight end Jake McGee for a 13-yard touchdown; the Owls failed to score after getting first-and-goal from the nine; Johnson's fourth down pass attempt was broken up by defensive back Brian Poole in the end zone

November 20, 2021 at Missouri L, 23-24

- This game marked the second overtime loss on the road in Florida history; the first-ever overtime game in the all-time series between Florida and Missouri.
- The contest had five lead changes. With just over one minute left on the clock, All-SEC Kicker Harrison Melvis, missed a 46-yard field goal with the game tied at 16 to force the game into overtime.
- In the overtime period, Trent Whittemore connected with Emory Jones on a 6-yard wide receiver pass to give UF a 23-16 lead; Missouri's running back Tyler Badie answered with a 13-yard touchdown run and quarterback Connor Bazelak threw a pass to tight end Daniel Parker for the two-point conversion to win the game for the Tigers.

Overtime Period Superlatives**Team Superlatives**

First Downs	4, vs Kentucky (2014)
Rushing Yardage	48 yards, vs Kentucky (2014)
Passing Yardage	38 yards, vs Vanderbilt (2005)
Total Offensive Yards	57 yards, vs Kentucky (2014)
Passes Intercepted	1, by Reggie Lewis vs Vanderbilt (2005) 1, by Will Hill vs Georgia (2010)
Fumbles-Lost	1-0, recovered by Ian Scott vs Auburn (2002)

Individual Long Plays

Rushing	16 yards, Matt Jones vs Kentucky (2014)
Passing	25 yards, Rex Grossman to Taylor Jacobs vs Auburn (2002)
Reception	25 yards, Taylor Jacobs from Rex Grossman vs Auburn (2002)

Individual Superlatives

Yards Rushing	47, Matt Jones vs Kentucky (2014)
Yards Passing	38, Chris Leak vs Vanderbilt (2005)
Yards Receiving	25, Taylor Jacobs vs Auburn (2002)
Receptions	1, several including R. Caldwell (1999), T. Jacobs (2002), C. Jackson (2005), J. Cornelius (2005), D. Robinson (2014, 2x), E. Jones (2021), K. Gamble (2021)
TD Passes	2, Chris Leak vs Vanderbilt (2005)
PATs	2, Chris Hetland vs Vanderbilt (2005)
Field Goals	1, Chas Henry vs Georgia (2010) – game winning 1, Frankie Velez vs Kentucky (2014) 1, Austin Hardin vs South Carolina (2014)

Consecutive Games Without Being Shut Out (Active Streaks)**National**

Florida	436	10/29/88 vs Auburn, 16-0
TCU	382	11/16/91 vs Texas, 32-0
Virginia Tech	357	9/16/95 vs Cincinnati, 16-0
Georgia	358	9/30/95 vs Alabama, 31-0
Nebraska	339	9/21/96 vs Arizona State, 19-0

SEC

Florida	436	10/29/88 vs Auburn, 16-0
Georgia	358	9/30/95 vs Alabama, 31-0
Alabama	274	11/18/00 vs Auburn, 9-0
Auburn	129	11/24/12 vs Alabama, 49-0
Texas A&M	104	10/18/14 vs Alabama, 59-0
Ole Miss	94	11/22/14 vs Arkansas, 30-0
Tennessee	78	9/30/17 vs Georgia, 41-0
LSU	56	11/3/18 vs Alabama, 10-0
Missouri	38	11/9/19 vs Georgia, 27-0
Mississippi State	32	10/31/20 vs Alabama, 41-0
Arkansas	21	10/2/21 vs Georgia, 37-0
South Carolina	14	11/27/21 vs Clemson, 30-0
Kentucky	0	12/31/22 vs Iowa, 21-0
Vanderbilt	0	11/26/22 vs Tennessee, 56-0

IN THE RANKINGS // AP POLL

Florida as a Ranked Team

Rank	# Times	Wins	Losses	Ties	Bye/PS/F**
1	41	26	6	0	9
2	22	14	4	0	4
3	34	22	5	1	6
4	41	24	9	1	7
5	50	29	5	0	16
6	45	25	8	0	12
7	36	15	10	1	10
8	24	17	3	0	4
9	29	13	10	0	6
10	32	22	6	0	4
11	33	19	6	0	8
12	27	17	6	0	4
13	30	12	9	1	8
14	24	16	5	0	3
15	21	11	4	1	5
16	10	6	2	0	2
17	22	9	9	1	3
18	29	10	10	2	7
19	29	15	9	1	4
20	30	18	10	1	2
21	4	2	2	0	0
22	7	4	3	0	0
23	8	7	0	0	1
24	6	3	2	0	1
25	9	4	1	0	4
Totals	643	360	144	10	130

*Bye Week/Preseason/Final Rank

Florida vs Ranked Opponents

Opp. Rank	# Times	Wins	Losses	Ties
1	17	3	14	0
2	15	4	11	0
3	21	6	14	1
4	16	10	6	0
5	21	9	12	0
6	15	5	10	0
7	17	5	11	1
8	16	9	6	1
9	10	4	5	1
10	16	7	9	0
11	22	10	12	0
12	16	8	8	0
13	8	4	4	0
14	17	4	12	1
15	11	4	6	1
16	9	3	5	1
17	11	2	9	0
18	8	4	4	0
19	9	5	4	0
20	4	1	3	0
21	7	5	2	0
22	3	1	2	0
23	6	5	1	0
24	5	2	3	0
25	3	3	0	0
Totals	303	123	173	7

Florida's Longest Streaks Ranked in the AP Poll

At No. 1

Polls	Year(s)
10	1996 (Week 5, Sept. 23 – Week 14, Nov. 25)
9	2008-09 (2008 Week 15, Dec. 7 – 2009 Week 6, Oct. 11)
6	2009 (Week 8, Oct. 25 – Week 13, Nov. 29)
5	1994 (Week 3, Sept. 13 – Week 7, Oct. 11)
3	1997 (Week 5, Sept. 22 – Week 7, Oct. 6)
2	2001 (Preseason – Week 1, Aug. 26)
	1994 (Preseason – Week 1, Aug. 31)
1	2006 (Final)
	1996 (Final)
	1985 (Week 10, Nov. 5)

In Top 5

Polls	Year(s)
43	1995-97 (1995 Preseason – 1997 Week 10, Oct. 27)
27	2008-10 (2008 Week 7, Oct. 12 – 2010 Preseason)
15	1993-94 (1993 Final – 1994 Week 13, Nov. 22)
8	1984-85 (1984 Week 11, Nov. 13 – 1985 Week 2, Sept. 10)
7	2001 (Preseason – Week 6, Oct. 7)
	1998-99 (1998 Final – 1999 Week 5, Sept. 26)

In Top 10

Polls	Year(s)
81	1992-97 (1992 Final Poll – 1997 Week 10, Oct. 27)
37	1997-99 (1997 Week 14, Nov. 24 – 1999 Week 14, Nov. 28)
31	2008-10 (2008 Week 7, Oct. 12 – 2010 Week 4, Sept. 26)
30	2000-02 (2000 Week 7, Oct. 8 – 2002 Week 2, Sept. 2)
22	2006-07 (2006 Preseason – 2007 Week 5, Sept. 30)
14	1991-92 (1991 Week 6, Oct. 7 – 1992 Week 3, Sept. 15)
12	2020 (Week 1-17)
1	2021 (Week 4)

In Top 25

Polls	Year(s)
209	1990-2002 (1990 Week 2, Sept. 11 – 2002 Week 7, Oct. 6)
88	2005-10 (2005 Preseason – 2010 Week 6, Oct. 10)
51	2018-21 (2018 Week 5 Sept. 30 – 2021 Week 6, Oct. 3)
30	1984-86 (1984 Week 6, Oct. 9 – 1986 Week 2, Sept. 16)
24	2012-13 (2012 Preseason – 2013 Week 7, Oct. 13)
17	2003-04 (2003 Week 8, Oct. 19 – 2004 Week 7, Oct. 17)
16	1983-84 (1983 Week 1, Sept. 5 – 1984 Preseason)
16	1974-75 (1974 Week 13, Dec. 2 – 1975 Week 13, Dec. 1)
16	1969-70 (1969 Week 1, Sept. 22 – 1970 Week 2, Sept. 21)

Most All-Time No. 1 Rankings

SEC Schools (1936-2022)

School	Polls	
1. Alabama	140	
2. Florida	41	
3. LSU	38	
4. Georgia	37	
5. Tennessee	18	
6. Auburn	9	
7. Texas A&M	7	
8. Mississippi St.	5	
	Ole Miss	5
10. Missouri	2	
11. Arkansas	1	

All-Time Appearances Ranked in the AP Poll

By School (1936-2022)

School	Polls	
1 Ohio State	966	
2 Michigan	903	
3 Oklahoma	882	
4 Alabama	857	
	Notre Dame	857
6 USC	803	
7 Texas	757	
8 Nebraska	730	
9 Penn State	678	
10 LSU	649	
11 Georgia	645	
12 Florida	644	
13 Tennessee	603	
14 Auburn	602	
15 Florida State	567	

Source: collegepollarchive.com

All-Time Appearances Ranked in the AP Poll

SEC Schools (1936-2022)

School	Years	Polls
1. Alabama	1936-2022	857
2. LSU	1936-2022	649
3. Georgia	1936-2022	645
4. Florida	1936-2022	644
5. Tennessee	1936-2022	603
6. Auburn	1936-2022	602
7. Ole Miss	1936-2022	317
8. Mississippi St.	1936-2022	209
9. Georgia Tech	1936-63	136
10. South Carolina	1992-2022	120
11. Arkansas	1992-2022	111
12. Kentucky	1936-2022	109
13. Texas A&M	2013-2022	97
14. Tulane	1936-65	33
15. Vanderbilt	1936-2022	31
16. Missouri	2013-2022	28
17. Sewanee	1936-1940	0

Source: collegepollarchive.com

ALL-TIME BOWL RESULTS**48 Bowl Appearances****24-24 All-Time Bowl Record**

Year	Bowl	Site	W/L	UF	Score	Opponent	Score	MVP
1953	Gator	Jacksonville	W	Florida	14	Tulsa	13	J. "Papa" Hall
1958	Gator	Jacksonville	L	Florida	3	Ole Miss	7	Dave Hudson
1960	Gator	Jacksonville	W	Florida	13	Baylor	12	Larry Libertore
1962	Gator	Jacksonville	W	Florida	17	Penn State	7	Tommy Shannon
1966	Sugar	New Orleans	L	Florida	18	Missouri	20	Steve Spurrier
1967	Orange	Miami	W	Florida	27	Georgia Tech	12	Larry Smith
1969	Gator	Jacksonville	W	Florida	14	Tennessee	13	Mike Kelley
1973	Tangerine	Gainesville	L	Florida	7	Miami (OH)	16	
1974	Sugar	New Orleans	L	Florida	10	Nebraska	13	
1975	Gator	Jacksonville	L	Florida	0	Maryland	13	Sammy Green
1977	Sun	El Paso	L	Florida	14	Texas A&M	37	
1980	Tangerine	Orlando	W	Florida	35	Maryland	20	Cris Collinsworth
1981	Peach	Atlanta	L	Florida	6	West Virginia	26	
1982	Bluebonnet	Houston	L	Florida	24	Arkansas	28	Dwayne Dixon
1983	Gator	Jacksonville	W	Florida	14	Iowa	6	Tony Lilly
1987	Aloha	Honolulu	L	Florida	16	UCLA	20	Emmitt Smith
1988	All-American	Birmingham	W	Florida	14	Illinois	10	Emmitt Smith
1989	Freedom	Anaheim	L	Florida	7	Washington	34	Huey Richardson
1992	Sugar	New Orleans	L	Florida	28	Notre Dame	39	
1992	Gator	Jacksonville	W	Florida	27	N.C. State	10	Errict Rhett
1994	Sugar	New Orleans	W	Florida	41	West Virginia	7	Errict Rhett
1995	Sugar	New Orleans	L	Florida	17	Florida State	23	
1996	Fiesta	Tempe	L	Florida	24	Nebraska	62	
1997	Sugar	New Orleans	W	Florida	52	Florida State	20	Danny Wuerffel
1998	Citrus	Orlando	W	Florida	21	Penn State	6	Fred Taylor
1999	Orange	Miami	W	Florida	31	Syracuse	10	Travis Taylor
2000	Citrus	Orlando	L	Florida	34	Michigan State	37	
2001	Sugar	New Orleans	L	Florida	20	Miami (FL)	37	
2002	Orange	Miami	W	Florida	56	Maryland	23	Taylor Jacobs
2003	Outback	Tampa	L	Florida	30	Michigan	38	
2004	Outback	Tampa	L	Florida	17	Iowa	37	
2004	Chick-fil-A	Atlanta	L	Florida	10	Miami (FL)	27	
2006	Outback	Tampa	W	Florida	31	Iowa	24	Dallas Baker
2007	BCS Championship	Glendale	W	Florida	41	Ohio State	14	Chris Leak (offense); Derrick Harvey (defense)
2008	Capital One	Orlando	L	Florida	35	Michigan	41	
2009	BCS Championship	Miami	W	Florida	24	Oklahoma	14	Tim Tebow (offense); Carlos Dunlap (defense)
2010	Sugar	New Orleans	W	Florida	51	Cincinnati	24	Tim Tebow
2011	Outback	Tampa	W	Florida	37	Penn State	24	Ahmad Black
2012	Gator	Jacksonville	W	Florida	24	Ohio State	17	Andre Debose
2013	Sugar	New Orleans	L	Florida	23	Louisville	33	
2014	Birmingham	Birmingham	W	Florida	28	East Carolina	20	Adam Lane
2015	BWW Citrus	Orlando	L	Florida	7	Michigan	41	
2016	Outback	Tampa	W	Florida	30	Iowa	3	Chauncey Gardner
2018	Chick-fil-A	Atlanta	W	Florida	41	Michigan	15	Feleipe Franks (offense); Chauncey Gardner-Johnson (defense)
2019	Orange	Miami Gardens	W	Florida	36	Virginia	28	Lamical Perine
2020	Cotton	Arlington	L	Florida	20	Oklahoma	55	Rhamondre Stevenson (Offense); Tre Norwood (Defense)
2021	Gasparilla	Tampa	L	Florida	17	UCF	29	Ryan O'Keefe
2022	Vegas	Las Vegas	L	Florida	3	Oregon State	30	Ben Gulbranson

ALL-TIME BOWL RESULTS

1953 GATOR BOWL

Jan. 1, 1953 • Jacksonville, Fla. (Att. 30,000 Est.)

FLORIDA	14
TULSA	13

Florida	7	7	0	0-14
Tulsa	0	0	7	6-13

UF - Casares 2 run (Casares kick)
UF - Robinson to Hall 37 pass (Casares kick)
TUL - Roberts 3 run (Minor kick)
TUL - Waugh 2 run (Minor kick missed)

	FLORIDA	TULSA
First Downs	20	17
Rushes-Yards	54-233	50-182
Passing Yards	101	132
Att.-Comp.-Int.	11-7-1	16-10-1
Total Offense	334	314
Punts-Yards	1-38	4-31
Fumbles-Lost	4-4	2-1
Penalty Yards	34	84

Rushing:

Florida - Hall 17-94, Casares 21-86, Long 9-32, Haddock 2-30.
 Tulsa - Kercher 16-71, Waugh 15-65, Roberts 8-39, Kelly 4-17, Halladay 5-15.

Passing:

Florida - Dickey 4-5-0-68-0 TD, Robinson 3-6-1-33-0 TD.
 Tulsa - Morris 10-16-1-132-0 TD.

Receiving:

Florida - Hall 2-60, Casares 1-7, O'Brien 2-23.
 Tulsa - Miney 6-77, Roberts 3-41, Halladay 1-14.

1958 GATOR BOWL

Dec. 27, 1958 • Jacksonville, Fla. (Att. 41,000 Est.)

OLE MISS	7
FLORIDA	3

Ole Miss	7	0	0	0-7
Florida	3	0	0	0-3

MISS - Anderson 1 run (kick good)
UF - Booker 17-yard FG

	OLE MISS	FLORIDA
First Downs	9	12
Rushes-Yards	41-157	42-157
Passing Yards	27	58
Att.-Comp.-Int.	7-2-0	11-5-5
Total Offense	184	215
Punts-Yards	10-34.4	7-44.1
Fumbles-Lost	5-2	5-3
Penalties-Yards	2-10	3-35

Rushing:

Ole Miss - Anderson 9-62, Lovelace 7-28, Flowers 4-20.
 Florida - Newbern 5-59, Milby 10-35, Giles 3-20, Deal 6-18.

Passing:

Ole Miss - Franklin 2-7-0-27-0 TD.
 Florida - Dunn 5-11-1-58-0 TD.

Receiving:

Ole Miss - Grantham 1-15, Daniels 1-12.
 Florida - Hudson 3-32, Dilts 1-3, Partin 1-13.

1960 GATOR BOWL

Dec. 31, 1960 • Jacksonville, Fla. (Att. 50,122)

FLORIDA	13
BAYLOR	12

Florida	0	13	0	0-13
Baylor	0	0	0	12-12

UF - Goodman 3 run (Cash kick)
UF - Travis fumble recovery in endzone (Cash kick missed)
BAY - Ply to Goodwin 12 pass (Corley kick missed)
BAY - Bull 3 run (Ply pass incomplete)

	FLORIDA	BAYLOR
First Downs	11	15
Rushes-Yards	52-176	37-40
Passing Yards	57	211
Att.-Comp.-Int.	8-5-0	27-13-0
Total Offense	233	251
Punts-Yards	7-37.0	5-33.0
Fumbles-Lost	3-1	4-3
Penalties-Yards	6-70	1-5

Rushing:

Florida - Libertore 14-61, Goodman 10-28, Infante 6-24.
 Baylor - Bull 14-53, Ply 14-5, Tate 1-5.

Passing:

Florida - Dodd 3-5-0-21-0 TD, Libertore 2-3-0-36-0 TD.
 Baylor - Ply 12-24-0-161-1 TD, Stanley 1-3-0-49-0 TD.

Receiving:

Florida - Infante 3-47.
 Baylor - Goodwin 7-129-1 TD, David 3-33.

1962 GATOR BOWL

Dec. 30, 1962 • Jacksonville, Fla. (Att. 50,286)

FLORIDA	17
PENN STATE	7

Florida	3	7	0	7-17
Penn State	0	7	0	0-7

UF - Lyle 43-yard FG
UF - Shannon to Dupree 1 pass (Hall kick)
PSU - Liske 1 run (Crates kick)
UF - Shannon to Clarke 19 pass (Hall kick)

	FLORIDA	PENN ST
First Downs	14	8
Rushing Yards	162	89
Passing Yards	86	50
Att.-Comp.-Int.	13-18-1	18-6-1
Total Offense	248	139
Punts-Yards	6-33.7	6-40.8
Fumbles	4	3
Penalty Yards	42	43

Rushing:

Florida - Dupree 25-66, Mack 10-33, Shannon 12-26.
 Penn State - Hayes 10-25, Kochman 6-51.

Passing:

Florida - Shannon 7-9-1-79-2 TD, Batten 1-4-0-7-0 TD.
 Penn State - Liske 6-18-1-54-0 TD.

Receiving:

Florida - Clarke 2-27, Brown 3-25.
 Penn State - Powell 4-40.

1966 SUGAR BOWL

Jan. 1, 1966 • New Orleans, La. (Att. 67,421)

MISSOURI	20
FLORIDA	18

Missouri	0	17	3	0-20
Florida	0	0	0	18-18

MIZZOU - Brown 16 run (Bates kick)
MIZZOU - Roland to Denny 1 pass (Bates kick)
MIZZOU - Bates 37-yard FG
MIZZOU - Bates 34-yard FG
UF - Spurrier to Harper 22 pass (pass failed)
UF - Spurrier 2 run (pass failed)
UF - Spurrier to Casey 21 pass (pass failed)

	MISSOURI	FLORIDA
First Downs	18	18
Rushes-Yards	62-257	16-(-2)
Passing Yards	50	352
Att.-Comp.-Int.	14-5-1	46-27-1
Total Offense	307	350
Punts-Yards	5-44.0	6-32.5
Fumbles	2-2	1-1
Penalty Yards	2-30	3-25

Rushing:

Missouri - Brown 23-121-1 TD, Lane 19-76.
 Florida - Poe 2-11, Spurrier 7-(-9).

Passing:

Missouri - Lane 4-13-1-39-1 TD.
 Florida - Spurrier 22-45-1-352-2 TD.

Receiving:

Missouri - Phelps 2-11, Walker 1-14.
 Florida - Casey 5-108-1 TD, Brown 9-88, Harper 4-66-1 TD, Trapp 5-53.

1967 ORANGE BOWL

Jan. 1, 1967 • Miami, Fla. (Att. 73,426)

FLORIDA	27
GEORGIA TECH	12

Florida	0	7	7	13-27
Georgia Tech	6	0	0	6-12

GT - King to Bangham 10 pass (run failed)
UF - McKeel run (Barfield kick)
UF - Smith 94 run (Barfield kick)
UF - McKeel 1 run (Barfield kick)
GT - Good 25 run (pass failed)
UF - Wages to Coone 25 pass (pass failed)

	FLORIDA	GA TECH
First Downs	22	17
Rushing Yards	284	197
Passing Yards	165	122
Att.-Comp.-Int.	32-15-1	22-8-1
Total Offense	449	319
Punts-Yards	7-36	8-42
Fumbles	1	1
Penalty Yards	32	42

Rushing:

Florida - Smith 23-187, McKeel 13-30, Barfield 3-28, Spurrier 4-14.

Georgia Tech - Snow 24-110, Good 3-34.

Passing:

Florida - Spurrier 30-14-1-160-0 TD, Wages 2-1-0-5-1 TD.
 Georgia Tech - King 16-8-3-42-1 TD.

Receiving:

Florida - Trapp 5-43, Coone 3-33, Edwards 4-30.
 Georgia Tech - Smith 2-32.

ALL-TIME BOWL RESULTS**1969 GATOR BOWL***Dec. 27, 1969 • Jacksonville, Fla. (Att. 72,248)*FLORIDA 14
TENNESSEE 13Florida 7 0 7 0-14
Tennessee 0 10 0 3-13**UF** - Kelley 8 fumble return (Franco kick)**UT** - Scott to McClain 63 pass (Hunt kick)**UT** - Hunt FG**UF** - Reaves to Alvarez 9 pass (Franco kick)**UT** - Hunt 26-yard FG

	FLORIDA	TENNESSEE
First Downs	15	23
Rushing Yards	90	213
Passing Yards	161	174
Att.-Comp.-Int.	26-15-0	34-12-2
Total Offense	251	387
Punts-Yards	7-31.0	2-15.0
Fumbles	1	1
Penalty Yards	58	23

Rushing:

Florida - Durrance 22-62, Walker 10-33, Rich 1-2.

Tennessee - Watson 25-121, McLeary 8-23, Scott 10-19, Patterson 8-40.

Passing:

Florida - Reaves 15-26-0-161-1 TD.

Tennessee - Scott 12-34-2-174-1 TD.

Receiving:

Florida - Maliska 6-54, Alvarez 4-51 Rich 2-3.

Tennessee - Kreis 4-82, McClain 2-58.

1973 TANGERINE BOWL*Dec. 22, 1973 • Gainesville, Fla. (Att. 37,234)*MIAMI (Ohio) 16
FLORIDA 7Miami (Ohio) 3 0 10 3-16
Florida 0 0 0 7-7**MU** - Draught 27-yard FG**MU** - Draught 26-yard FG**MU** - Varner 3 run (Draught kick)**MU** - Draught 45-yard FG**UF** - Moore 1 run (Posey kick)

	MIAMI (Ohio)	FLORIDA
First Downs	14	12
Rushes-Yards	70-239	37-90
Passing Yards	6	99
Att.-Comp.-Int.	8-1-0	21-9-4
Total Offense	245	189
Punts-Yards	10-33.0	6-14.0
Fumbles-Lost	2-1	4-3
Penalties-Yards	3-39	3-27

Rushing:

Miami (Ohio) - Varner 28-156, Hitchins 20-62, Smith 12-47.

Florida - Moore 16-101, Richards 7-49, Kendrick 6-7.

Passing:

Miami (Ohio) - Sanna 1-8-0-6-0 TD.

Florida - Gaffney 3-9-2-25-0 TD, Davis 1-3-2-8-0 TD, Bowden 4-9-0-35-0 TD.

Receiving:

Miami (Ohio) - Williams 1-6.

Florida - Moore 3-30, Foldberg 2-25, McGriff 2-13.

1974 SUGAR BOWL*Dec. 31, 1974 • New Orleans, La. (Att. 67,890)*NEBRASKA 13
FLORIDA 10Nebraska 0 0 0 13-13
Florida 7 3 0 0-10**UF** - Green 21 run (Posey kick)**UF** - Posey 40-yard FG**NU** - Anthony 2 run (Coyle kick)**NU** - Coyle 37-yard FG**NU** - Coyle 39-yard FG

	NEBRASKA	FLORIDA
First Downs	18	13
Rushes-Yards	60-304	55-178
Passing Yards	16	97
Att.-Comp.-Int.	14-2-4	10-5-1
Total Offense	320	275
Fumbles	3-1	3-1
Penalties-Yards	2-17	5-41

Rushing:

Nebraska - Davis 17-126, Anthony 15-64, O'Leary 18-50.

Florida - Dubose 17-84, Green 14-73, Richards 6-22.

Passing:

Nebraska - Humm 2-12-4-16-0 TD.

Florida - Gaffney 5-10-1-97-0 TD.

Receiving:

Nebraska - Westbrook 2-16.

Florida - McGriff 2-52, Darby 1-32.

1975 GATOR BOWL*Dec. 29, 1975 • Jacksonville, Fla. (Att. 64,012)*MARYLAND 13
FLORIDA 0Maryland 7 3 0 3-13
Florida 0 0 0 0-0**MD** - Dick to Hoover 19 pass (Sochko kick)**MD** - Sochko 20-yard FG**MD** - Sochko 27-yard FG

	MARYLAND	FLORIDA
First Downs	15	14
Rushes-Yards	52-209	54-182
Passing Yards	82	28
Att.-Comp.-Int.	16-7-0	19-3-3
Total Offense	291	210
Fumbles	0-0	1-1
Penalties-Yards	5-47	6-48

Rushing:

Maryland - Atkins 20-127, Jennings 9-53, Wilson 10-33.

Florida - Dubose 18-95, Green 13-31, Fisher 6-21, Gaffney 9-13.

Passing:

Maryland - Dick 5-13-0-67-0 TD, Manges 2-3-0-15-0 TD.

Florida - Gaffney 1-7-2-(-5)-0 TD, Fisher 2-12-1-33-0 TD.

Receiving:

Maryland - Hoover 2-24, Wilson 2-12, Jennings 2-15.

Florida - LeCount 1-25, Enclave 1-8.

1977 SUN BOWL*Jan. 2, 1977 • El Paso, Texas (Att. 33,252)*TEXAS A&M 37
FLORIDA 14Texas A&M 3 13 8 13-37
Florida 0 0 7 7-14**TAMU** - Franklin 39-yard FG**TAMU** - Walker 9 run (Franklin kick)**TAMU** - Franklin 62-yard FG**TAMU** - Franklin 33-yard FG**TAMU** - Woodard 1 run (Woodard run)**UF** - Chandler 29 run (Posey kick)**TAMU** - Woodard 4 run (Franklin kick)**UF** - LeCount 1 run (Posey kick)**TAMU** - Walker to Woodard 15 pass (Franklin kick missed)

	TEXAS A&M	FLORIDA
First Downs	20	14
Rushing Yards	241	172
Passing Yards	122	58
Att.-Comp.-Int.	19-11-0	24-7-1
Total Offense	363	230
Fumbles-Lost	3-3	6-4
Penalties-Yards	6-33	4-26

Rushing:

Texas A&M - Woodard 25-124, Dickey 15-50.

Florida - Bronson 10-64, Chandler 2-38, LeCount 11-35.

Passing:

Texas A&M - Woodard 11-18-0-122-1 TD.

Florida - Fisher 5-13-1-42-0 TD.

Receiving:

Texas A&M - Woodard 4-25, Haack 3-42.

Florida - Chandler 2-29.

1980 TANGERINE BOWL*Dec. 20, 1980 • Orlando, Fla. (Att. 52,541)*FLORIDA 35
MARYLAND 20Florida 0 14 14 7-35
Maryland 3 6 11 0-20**MD** - Castro 35-yard FG**UF** - Peace to Collinsworth 24 pass (Clark kick)**MD** - Castro 27-yard FG**UF** - Jones 2 run (Clark kick)**MD** - Wysocki 1 run (Tice run)**MD** - Castro 43-yard FG**UF** - Peace 1 run (Clark kick)**UF** - Peace to Collinsworth 21 pass (Clark kick)**UF** - Brown 2 run (Clark kick)

	FLORIDA	MARYLAND
First Downs	16	19
Rushes-Yards	35-108	54-181
Passing Yards	271	155
Att.-Comp.-Int.	34-20-1	26-15-3
Total Offense	379	336
Fumbles-Lost	1-0	4-2
Penalties-Yards	11-108	6-44

Rushing:

Florida - Brown 16-71, Peace 6-12.

Maryland - Wysocki 39-159, Fasano 3-14.

Passing:

Florida - Peace 20-34-1-271-2 TD.

Maryland - Tice 11-23-3-129-0 TD.

Receiving:

Florida - Collinsworth 8-166, Young 8-66.

Maryland - Havener 4-83, Seivers 3-24.

1981 PEACH BOWL

Dec. 31, 1981 • Atlanta, Ga. (Att. 37,582)

WEST VIRGINIA	26
FLORIDA	6

West Virginia	7	9	3	7	-26
Florida	0	0	0	6	-6

WVU - Luck to Walczak 2 pass (Woodside kick)

WVU - Woodside 30-yard FG

WVU - Woodside 42-yard FG

WVU - Woodside 49-yard FG

WVU - Woodside 24-yard FG

WVU - Walczak 1 run (Woodside kick)

UF - Hewko to Faulkner 22 pass (pass failed)

	WVU	FLORIDA
First Downs	19	10
Rushes-Yards	51-94	34-(-30)
Passing Yards	107	135
Att.-Comp.-Int.	23-14-1	20-11-2
Total Offense	201	105
Punts-Yards	5-33	6-40
Penalties-Yards	4-17	4-39

Rushing:

West Virginia - Cornwell 26-97, Beck 8-37, Walczak 8-35.

Florida - Jones 9-25, Brown 3-8.

Passing:

West Virginia - Luck 14-23-1-107-1 TD.

Florida - Peace 6-13-2-47-0 TD, Hewko 5-7-0-88-1 TD.

Receiving:

West Virginia - Walczak 8-75, Hollins 2-18.

Florida - Mularkey 2-36, Land 2-28, Jackson 4-25.

1982 BLUEBONNET BOWL

Dec. 31, 1982 • Houston, Texas (Att. 31,557)

ARKANSAS	28
FLORIDA	24

Arkansas	7	0	7	14	-28
Florida	7	10	7	0	-24

ARK - Anderson 6 run (Smith kick)

UF - Hewko to Dixon 3 pass (Raymond kick)

UF - Raymond 34-yard FG

UF - Hewko to Dixon 13 pass (Raymond kick)

ARK - Anderson 1 run (Smith kick)

UF - Hewko to Dixon 17 pass (Raymond kick)

ARK - Jones to Clark 5 pass (Smith kick)

ARK - Jones 1 run (Smith kick)

	ARKANSAS	FLORIDA
First Downs	28	23
Rushes-Yards	69-356	42-171
Passing Yards	122	234
Att.-Comp.-Int.	12-7-1	29-19-1
Total Offense	478	405
Punts-Avg.	3-43.3	4-45.8
Fumbles-Lost	1-1	3-2
Penalties-Yards	5-36	6-50

Rushing:

Arkansas - Anderson 26-161, Clark 17-77, Bowles 10-52.

Florida - Jones 12-89, Hampton 21-61, Williams 3-21.

Passing:

Arkansas - Taylor 5-7-1-123-0 TD, Jones 2-5-0-1 TD.

Florida - Hewko 19-28-0-234-3 TD, Jones 0-1-1-0-0 TD.

Receiving:

Arkansas - Anderson 3-37, White 1-40.

Florida - Dixon 8-106, Hampton 2-37, Faulkner 2-17.

1983 GATOR BOWL

Dec. 30, 1983 • Jacksonville, Fla. (Att. 81,293)

FLORIDA	14
IOWA	6

Florida	7	7	0	0	-14
Iowa	0	3	3	0	-6

UF - Anderson 1 run (Raymond kick)

UI - Nichol 32-yard FG

UF - Raymond 34-yard FG

UF - Drew fumble recovery in endzone (Raymond kick)

UI - Nichol 31-yard FG

	FLORIDA	IOWA
First Downs	14	16
Rushes-Yards	44-168	40-114
Passing Yards	92	167
Att.-Comp.-Int.	22-9-2	30-13-4
Total Offense	260	281
Punts-Avg.	7-37.5	2-40.0
Fumbles-Lost	0-0	2-1
Penalties-Yards	12-105	7-44

Rushing:

Florida - Anderson 17-84, Williams 10-68.

Iowa - Gill 10-83, Granger 9-37.

Passing:

Florida - Peace 9-22-2-92-0 TD.

Iowa - Long 13-29-4-167-0 TD.

Receiving:

Florida - Dixon 5-55.

Iowa - Harmon 6-90, Phillips 2-21.

1987 ALOHA BOWL

Dec. 25, 1987 • Honolulu, Hawaii (Att. 24,839)

UCLA	20
FLORIDA	16

UCLA	3	7	7	3	-20
Florida	7	3	0	6	-16

UCLA - Velasco 34-yard FG

UF - Bell to Simmons 7 pass (McGinty kick)

UF - McGinty 32-yard FG

UCLA - Brown 1 run (Velasco kick)

UCLA - Aikman to Thompson 5 pass (Velasco kick)

UCLA - Velasco 32-yard FG

UF - Bell to Williams 14 pass (kick blocked)

	UCLA	FLORIDA
First Downs	15	24
Rushes-Yards	41-48	38-188
Passing Yards	173	188
Att.-Comp.-Int.	30-19-2	38-19-0
Total Offense	221	373
Punts-Avg.	6-35.0	4-18.0
Fumbles-Lost	1-0	3-3
Penalties-Yards	5-35	8-82

Rushing:

UCLA - Ball 23-49, Brown 10-29.

Florida - Smith 17-128, Williams 8-43.

Passing:

UCLA - Aikman 19-30-2-173-1 TD.

Florida - Bell 19-38-0-188-2 TD.

Receiving:

UCLA - Anderson 4-52, Pickert 3-37.

Florida - Snead 3-62, Odom 3-32, Simmons 3-20.

1988 ALL-AMERICAN BOWL

Dec. 29, 1988 • Birmingham, Ala. (48,218)

FLORIDA	14
ILLINOIS	10

Florida	7	0	0	7	-14
Illinois	0	7	0	3	-10

UF - Smith 55 run (Francis kick)

UI - Jones 30 run (Higgins kick)

UI - Higgins 44-yard FG

UF - Smith 2 run (Francis kick)

	FLORIDA	ILLINOIS
First Downs	12	17
Rushes-Yards	47-187	33-55
Passing Yards	69	194
Att.-Comp.-Int.	16-8-2	38-20-2
Total Offense	256	249
Punts-Avg.	4-29.8	7-35.3
Fumbles-Lost	1-1	1-1
Penalties-Yards	5-36	8-59

Rushing:

Florida - Smith 18-159, McClendon 9-34.

Illinois - Jones 18-88.

Passing:

Florida - Morris 6-12-2-50-0 TD, Perry 2-3-0-19-0 TD.

Illinois - George 20-37-2-194-0 TD.

Receiving:

Florida - Barber 4-29, Smith 2-19.

Illinois - Bellamy 5-49, Williams 5-44.

1989 FREEDOM BOWL

Dec. 30, 1989 • Anaheim, Calif. (Att. 33,858)

WASHINGTON	34
FLORIDA	7

Washington	17	10	0	7	-34
Florida	7	0	0	0	-7

UF - Conklin to Bailey 21 pass (McCallum kick)

UF - Douglas 67 run (Francis kick)

UF - McCallum 21-yard FG

UF - Conklin to Riley 10 pass (McCallum kick)

UF - Fields blocked punt recovery (McCallum kick)

UF - McCallum 32-yard FG

UF - Brunell 21 run (McCallum kick)

	WASH	FLORIDA
First Downs	28	10
Rushes-Yards	45-191	25-83
Passing Yards	242	148
Att.-Comp.-Int.	44-24-0	28-11-1
Total Offense	433	231
Fumbles-Lost	0-0	7-3
Penalties-Yards	9-86	9-85
Possession Time	41:52	18:08

Rushing:

Washington - Lewis 27-97, Turner 7-38.

Florida - Douglas 9-65, Smith 7-17.

Passing:

Washington - Conklin 21-39-0-217-2 TD, Brunell 3-5-0-25-0 TD.

Florida - Douglas 8-18-1-91-0 TD, L. Smith 3-10-0-57-0 TD.

Receiving:

Washington - McKay 5-83, Lewis 6-44, Ames 5-29.

Florida - Barber 2-41, McClendon 1-36, Mills 3-31.

ALL-TIME BOWL RESULTS**1992 SUGAR BOWL****Jan. 1, 1992 - New Orleans, La. (Att. 76,447)**NOTRE DAME 39
FLORIDA 28Notre Dame 0 7 10 22 - 39
Florida 10 6 0 12 - 28**UF** - Matthews to Jackson 15 pass (Czyzewski kick)**UF** - Czyzewski 26-yard FG**UF** - Czyzewski 24-yard FG**ND** - Mirer to Dawson 40 pass (Hentrich kick)**UF** - Czyzewski 36-yard FG**ND** - Pendergast 32-yard FG**ND** - Mirer to I. Smith 4 pass (Hentrich kick)**UF** - Czyzewski 37-yard FG**UF** - Czyzewski 24-yard FG**ND** - Bettis 4 run (Mিরer pass good)**ND** - Bettis 49 run (Pendergast kick)**UF** - Matthews to Houston 36 pass (Matthews pass failed)**ND** - Bettis 39 run (Pendergast kick)

	NOTRE DAME	FLORIDA
First Downs	23	29
Rushes-Yards	49-279	33-141
Passing Yards	154	370
Att.-Comp.-Int.	19-14-1	58-28-2
Total Offense	433	511
Fumbles-Lost	4-3	0-0
Penalties-Yards	3-15	4-40
Possession Time	29:00	31:00

Rushing:

Notre Dame - Bettis 16-150, Culver 13-93, Brooks 13-68.

Florida - Rhett 15-63, McClendon 7-34.

Passing:

Notre Dame - Mirer 14-19-1-154-2 TD.

Florida - Matthews 28-58-2-370-2 TD.

Receiving:

Notre Dame - T. Smith 7-75, Dawson 2-49.

Florida - Jackson 8-148, Houston 3-52, Sullivan 4-47.

1992 GATOR BOWL**Dec. 31, 1992 - Jacksonville, Fla. (Att. 71,233)**FLORIDA 27
N.C. STATE 10Florida 0 10 10 7 - 27
N.C. State 0 0 3 7 - 10**UF** - Davis 34-yard FG**UF** - Matthews 1 run (Davis kick)**UF** - Matthews to Jackson 17 pass (Davis kick)**NCST** - Videtich 23-yard FG**UF** - Davis 42-yard FG**NCST** - Jordan to Shaw 11 pass (Videtich kick)**UF** - Matthews to Houston 34 pass (Davis kick)

	FLORIDA	NC STATE
First Downs	26	13
Rushes-Yards	50-198	25-54
Passing Yards	247	213
Att.-Comp.-Int.	39-19-2	42-22-1
Total Offense	445	267
Fumbles-Lost	3-2	2-1
Penalties-Yards	6-44	1-10
Possession Time	33:43	26:17

Rushing:

Florida - Rhett 39-192, Matthews 8-8.

N.C. State - Barbour 11-50, George 1-5.

Passing:

Florida - Matthews 19-38-0-247-2 TD.

N.C. State - Jordan 22-42-2-213-1 TD.

Receiving:

Florida - Rhett 7-42, Jackson 3-42.

N.C. State - Lawrence 5-77, Auer 5-48, Shaw 5-33.

1994 SUGAR BOWL**Jan. 1, 1994 - New Orleans, La. (Att. 75,437)**FLORIDA 41
WEST VIRGINIA 7Florida 7 14 11 6 - 41
West Virginia 7 0 0 0 - 7**WVU** - Kelchner to Kearney 32 pass (Mazzone kick)**UF** - Rhett 3 run (Davis kick)**UF** - Wright 52 interception return (Davis kick)**UF** - Dean to Jackson 39 pass (Davis kick)**UF** - Rhett 2 run (Davis kick)**UF** - Rhett 1 run (Davis kick)**UF** - Davis 43-yard FG**UF** - Davis 26-yard FG

	FLORIDA	WVU
First Downs	30	16
Rushes-Yards	48-201	31-122
Passing Yards	280	143
Att.-Comp.-Int.	39-24-1	40-16-1
Total Offense	482	265
Fumbles-Lost	2-1	2-1
Penalties-Yards	5-43	8-71
Possession Time	33:22	26:38

Rushing:

Florida - Rhett 25-105, Foy 10-50, Bilkie 2-11.

West Virginia - Walker 13-59, Woodard 2-18, Kelchner 5-11.

Passing:

Florida - Dean 22-37-1-244-1 TD, Kresser 2-2-0-26-0 TD.

West Virginia - Kelchner 13-27-0-123-1 TD, Studstill 3-11-1-20-0 TD.

Receiving:

Florida - W. Jackson 9-131, Houston 2-38, J. Jackson 3-32.

West Virginia - Kearney 4-59, Baker 4-46.

1995 SUGAR BOWL**Jan. 2, 1995 - New Orleans, La. (Att. 76,224)**FLORIDA ST 23
FLORIDA 17Florida St 3 17 3 0 - 23
Florida 3 7 0 7 - 17**FSU** - Mowrey 21-yard FG**UF** - Davis 26-yard FG**FSU** - Dunn to Ellison 73 pass (Mowrey kick)**FSU** - Kanell to McCorvey 16 pass (Mowrey kick)**UF** - Wuerffel to Hilliard 82 pass (Davis kick)**FSU** - Mowrey 24-yard FG**FSU** - Mowrey 45-yard FG**UF** - Wuerffel 1 run (Davis kick)

	FLORIDA ST	FLORIDA
First Downs	21	23
Rushes-Yards	30-76	29-5
Passing Yards	325	449
Att.-Comp.-Int.	41-24-0	43-30-1
Total Offense	401	454
Fumbles-Lost	0-0	2-2
Penalties-Yards	7-62	8-57
Possession Time	27:56	32:04

*(continued on next page)**1995 Sugar Bowl (cont.)***Rushing:**

Florida St - Dunn 14-58, Crockett 5-19.

Florida - Williams 10-27, Taylor 8-18.

Passing:

Florida St - Kanell 23-40-0-252-1 TD, Dunn 1-1-0-73-1 TD.

Florida - Wuerffel 28-39-1-394-1 TD, Kresser 1-2-0-3-0 TD.

Receiving:

Florida St - Ellison 4-102, McCorvey 4-84, Green 4-74.

Florida - Jackson 6-128, Hilliard 3-119, Anthony 8-57.

1996 FIESTA BOWL**Jan. 2, 1996 - Tempe, Ariz. (Att. 79,864)**NEBRASKA 62
FLORIDA 24Nebraska 6 29 14 13 - 62
Florida 10 0 8 6 - 24**UF** - Edmiston 23-yard FG**NU** - Frazier to Phillips 16 pass (kick blocked)**UF** - Wuerffel 1 run (Edmiston kick)**NU** - Phillips 42 run (Brown kick)**NU** - Wuerffel sacked by Williams for a safety**NU** - Green 1 run (Brown kick)**NU** - Brown 26-yard FG**NU** - Booker 42-yard interception return (Brown kick)**NU** - Brown 24-yard FG**NU** - Frazier 35 run (Brown kick)**UF** - Wuerffel to Hilliard 35 pass (Wuerffel pass good)**NU** - Frazier 75 run (Brown kick)**NU** - Phillips 15 run (kick blocked)**NU** - Berringer 1 run (Retzlaff kick)**UF** - Anthony 93 kickoff return (Wuerffel pass failed)

	NEBRASKA	FLORIDA
First Downs	27	15
Rushes-Yards	68-524	21-(-28)
Passing Yards	105	297
Att.-Comp.-Int.	15-6-2	38-20-3
Total Offense	629	269
Fumbles-Lost	1-0	1-1
Penalties-Yards	4-30	9-78
Possession Time	35:17	24:43

Rushing:

Nebraska - Frazier 16-199, Phillips 25-165, Green 9-68.

Florida - Williams 6-6, T. Jackson 4-4.

Passing:

Nebraska - Frazier 6-14-2-105-1 TD, Phillips 0-1-0-0-0 TD.

Florida - Wuerffel 17-31-3-255-1 TD, Kresser 3-7-0-42-0 TD.

Receiving:

Nebraska - Johnson 2-43, Holbein 1-33.

Florida - Doering 8-123, Hilliard 6-100, Anthony 2-40.

1997 SUGAR BOWL**Jan. 2, 1997 - New Orleans, La. (Att. 78,344)**FLORIDA 52
Florida St 20

Florida 10 14 14 14 - 52
 Florida St 3 14 3 0 - 20
UF - Wuerffel to Hilliard 9 pass (Edmiston kick)
FSU - Bentley 43-yard FG
UF - Edmiston 32-yard FG
UF - Taylor 2 run (Edmiston kick)
FSU - Busby to Green 29 pass (Bentley kick)
UF - Wuerffel to Hilliard 31 pass (Edmiston kick)
FSU - Dunn 12 run (Bentley kick)
FSU - Bentley 45-yard FG
UF - Wuerffel to Hilliard 8 pass (Edmiston kick)
UF - Wuerffel 16 run (Edmiston kick)
UF - Jackson 42 run (Edmiston kick)
UF - Jackson 1 run (Edmiston kick)

	FLORIDA	FLORIDA ST
First Downs	26	13
Rushes-Yards	43-168	21-42
Passing Yards	306	271
Att.-Comp.-Int.	34-18-1	42-17-2
Total Offense	474	313
Fumbles-Lost	1-0	2-0
Penalties-Yards	15-102	14-115
Possession Time	36:27	23:33

Rushing:

Florida - Jackson 12-118, Taylor 18-60.
 Florida St - Dunn 9-28, Warrick 1-12.

Passing:

Florida - Wuerffel 18-34-1-306-3 TD.
 Florida St - Busby 17-41-1-271-1 TD, Kendra 0-1-1-0-0 TD.

Receiving:

Florida - Hilliard 7-150, Green 5-79, Anthony 4-50.
 Florida St - Green 3-86, Cooper 4-82, Messam 5-48.

1998 FLORIDA CITRUS BOWL**Jan. 1, 1998 - Orlando, Fla. (Att. 67,919)**FLORIDA 21
PENN STATE 6

Florida 14 0 0 7 - 21
 Penn State 0 3 3 0 - 6
UF - Brindise 1 run (Cooper kick)
UF - Johnson to Green 35 pass (Cooper kick)
PSU - Forney 42-yard FG
PSU - Forney 30-yard FG
UF - Palmer to Green 37 pass (Cooper kick)

	FLORIDA	PENN ST
First Downs	23	9
Rushes-Yards	59-254	29-47
Passing Yards	143	92
Att.-Comp.-Int.	19-9-2	32-10-3
Total Offense	397	139
Fumbles-Lost	1-1	0-0
Penalties-Yards	5-46	1-5
Possession Time	35:07	24:53

Rushing:

Florida - Taylor 43-234, Carroll 9-28.
 Penn State - Eberly 14-53, Watson 4-5.

Passing:

Florida - Johnson 5-12-1-77-1 TD, Brindise 3-6-1-29-0 TD,
 Palmer 1-1-0-37-1 TD.

Penn State - McQueary 10-32-3-92-0 TD.

Receiving:

Florida - Green 2-72, McGriff 1-19, Taylor 1-19.
 Penn State - Natasi 2-26, Brown 3-25, Watson 2-15.

1999 ORANGE BOWL**Jan. 2, 1999 - Miami, Fla. (Att. 67,919)**FLORIDA 31
SYRACUSE 10

Florida 14 14 14 3 - 31
 Syracuse 0 3 0 7 - 10
UF - Johnson to Taylor 51 pass (Chandler kick)
UF - Johnson to Taylor 26 pass (Chandler kick)
SYR - Trout 36-yard FG
UF - Palmer to Kinney 4 pass (Chandler kick)
UF - Palmer 2 run (Chandler kick)
UF - Chandler 32-yard FG
SYR - McNabb to Jackson 62 pass (Trout kick)

	FLORIDA	SYRACUSE
First Downs	18	18
Rushes-Yards	36-133	36-129
Passing Yards	308	192
Att.-Comp.-Int.	31-22-0	30-14-1
Total Offense	441	321
Fumbles Lost	0	3
Penalties-Yards	11-76	2-20
Possession Time	31:48	28:12

Rushing:

Florida - Jackson 21-108, Taylor 2-16.
 Syracuse - McNabb 20-72, Brown 5-31.

Passing:

Florida - Johnson 12-17-0-195-2 TD, Palmer 10-14-0-113-1 TD.
 Syracuse - McNabb 14-30-1-192-1 TD.

Receiving:

Florida - Taylor 7-159, Karim 4-79, Jackson 4-27.
 Syracuse - Jackson 1-62, Johnson 4-49, Daniel 4-34.

2000 FLORIDA CITRUS BOWL**Jan. 1, 2000 - Orlando, Fla. (Att. 62,011)**MICHIGAN STATE 37
FLORIDA 34

Michigan St 3 17 6 11 - 37
 Florida 7 14 6 7 - 34
MSU - Edinger 46-yard FG
UF - Johnson to Taylor 12 pass (Chandler kick)
MSU - Burke to Burress 37 pass (Edinger kick)
MSU - Turner 24-yard fumble return (Edinger kick)
UF - Johnson to Taylor 8 pass (Chandler kick)
MSU - Edinger 20-yard FG
UF - Johnson 1 run (Chandler kick)
MSU - Burke to Burress 21 pass (Burke pass failed)
UF - Johnson to Taylor 39 pass (Johnson pass failed)
UF - Gillespie 2 run (Chandler kick)
MSU - Burke to Burress 30 pass (Burke pass good)
MSU - Edinger 39-yard FG

	MICHIGAN ST	FLORIDA
First Downs	25	27
Rushes-Yards	40-187	30-113
Passing Yards	257	300
Att.-Comp.-Int.	35-21-2	51-25-0
Total Offense	400	367
Fumbles Lost	1	2
Penalties-Yards	7-80	10-100
Possession Time	32:49	27:11

Rushing:

Michigan State - Clemons 20-105, Duckett 14-77.
 Florida - Gillespie 14-74, Carroll 5-14.

Passing:

Michigan State - Burke 21-35-2-257-3 TD.
 Florida - Johnson 24-50-0-288-3 TD.

Receiving:

Michigan State - Burress 13-185, Baker 2-21.
 Florida - Taylor 11-156, Jackson 5-61, Willis 4-53.

2001 SUGAR BOWL**Jan. 2, 2001 - New Orleans, La. (Att. 64,407)**MIAMI (FLA.) 37
FLORIDA 20

Miami (Fla.) 10 3 14 10 - 37
 Florida 7 3 7 3 - 20
UF - Grossman to Wells 23 pass (Chandler kick)
UM - Sievers 44-yard FG
UM - Dorsey to Shockey 8 pass (Sievers kick)
UM - Sievers 29-yard FG
UF - Chandler 51-yard FG
UF - Graham 36 run (Chandler kick)
UM - Dorsey to Williams 19 pass (Sievers kick)
UM - Dorsey to Davenport 2 pass (Sievers kick)
UF - Chandler 26-yard FG
UM - Sievers 29-yard FG
UM - Davenport 3 run (Sievers kick)

	MIAMI	FLORIDA
First Downs	28	25
Rushes-Yards	43-198	20-155

Passing Yards	270	312
Att.-Comp.-Int.	40-22-2	51-24-3
Total Offense	454	452
Fumbles Lost	0	0
Penalties-Yards	11-109	9-79
Possession Time	35:19	24:41

Rushing:

Miami - Portis 18-97, Jackson 12-62, Davenport 6-17.
 Florida - Graham 15-136.

Passing:

Miami - Dorsey 22-40-2-270-3 TD.
 Florida - Grossman 18-41-2-252-1 TD, Palmer 6-10-1-60-0 TD.

Receiving:

Miami - Moss 6-89, Wayne 3-49, Shockey 4-47.
 Florida - Caldwell 6-110, Gaffney 7-75, Graham 4-43.

2002 ORANGE BOWL**Jan. 2, 2002 - Miami, Fla. (Att. 73,640)**FLORIDA 56
MARYLAND 23

Florida 14 14 21 7 - 56
 Maryland 7 3 0 13 - 23
UF - Graham 1 run (Chandler kick)
UF - Berlin to Jacobs 46 pass (Chandler kick)
MD - Hill to Williams 64 pass (Novak kick)
MD - Novak 20-yard FG
UF - Grossman to Jacobs 15 pass (Chandler kick)
UF - Grossman to Gaffney 4 pass (Chandler kick)
UF - Gillespie 11 run (Chandler kick)
MD - Riley 1 run (Novak kick)
UF - Grossman to Perez 10 pass (Chandler kick)
MD - Riley 10 run (Hill pass failed)

	FLORIDA	MARYLAND
First Downs	30	19
Rushes-Yards	25-203	40-103
Passing Yards	456	257
Att.-Comp.-Int.	49-33-2	39-23-1
Total Offense	659	360
Fumbles-Lost	2-1	0-0
Penalties-Yards	6-43	4-20
Possession Time	28:26	31:34

Rushing:

Florida - Graham 16-149, Gillespie 4-63.
 Maryland - Hill 11-31, Riley 9-23.

Passing:

Florida - Grossman 20-28-0-248-3 TD, Berlin 11-19-2-196-1 TD,
 Creveling 2-2-0-12-0 TD.
 Maryland - Hill 23-39-1-257-1 TD.

Receiving:

Florida - Jacobs 10-170, Gaffney 7-118, Caldwell 4-47.
 Maryland - Williams 4-91, Parson 4-46, Murphy 5-42.

ALL-TIME BOWL RESULTS

2003 OUTBACK BOWL

Jan. 1, 2003 • Tampa, Fla. (Att. 65,101)

MICHIGAN 38
FLORIDA 30

Michigan 7 14 14 3-38
Florida 0 16 7 7-30

UM - Perry 4 run (Finley kick)
UF - Graham 2 run (Leach kick)
UF - Graham 1 run (Carthon rush failed)

UM - Perry 1 run (Finley kick)
UF - Leach 29-yard FG
UM - Navarre to Bellamy 8 pass (Finley kick)
UF - Grossman to Ratliff 33 pass (Leach kick)
UM - Perry 7 run (Finley kick)
UM - Perry 12 run (Finley kick)
UF - Grossman to Walker 3 pass (Leach kick)
UM - Finley 33-yard FG

	MICHIGAN	FLORIDA
First Downs	17	28
Rushes-Yards	37-104	43-183
Passing Yards	319	323
Att.-Comp.-Int.	37-21-0	42-21-1
Total Offense	423	506
Fumbles-Lost-Int.	0-0	2-1
Penalties-Yards	3-23	6-38
Possession Time	32:39	27:21

Rushing:

Michigan - Perry 28-85, Bellamy 2-20.
Florida - Graham 22-120, Carthon 6-56.

Passing:

Michigan - Navarre 21-36-0-319-1 TD.
Florida - Grossman 21-41-0-323-2 TD, Brown 0-1-1-0-0 TD.

Receiving:

Michigan - Edwards 4-110, Perry 6-108, Joppru 6-80.
Florida - Jacobs 7-88, Carthon 3-65, Kight 3-52.

2004 OUTBACK BOWL

Jan. 1, 2004 • Tampa, Fla. (Att. 65,372)

IOWA 37
FLORIDA 17

Iowa 7 13 14 3-37
Florida 7 0 3 7-17

UF - Leak to Kight 70 pass (Leach kick)
UI - Chandler to Brown 3 pass (Kaeding kick)
UI - Kaeding 47-yard FG
UI - Chandler 5 run (Kaeding kick)
UI - Kaeding 32-yard FG
UI - Melloy 0-yard blocked punt return (Kaeding kick)
UF - Leach 48-yard FG
UI - Russell 34 run (Kaeding kick)
UI - Kaeding 38-yard FG
UF - Leak to Baker 25 pass (Leach kick)

	IOWA	FLORIDA
First Downs	22	16
Rushes-Yards	49-238	28-57
Passing Yards	170	268
Att.-Comp.-Int.	26-13-0	41-22-1
Total Offense	408	325
Fumbles-Lost	1-0	1-0
Penalties-Yards	3-15	4-43
Possession Time	34:10	25:50

Rushing:

Iowa - Russell 21-150, Lewis 12-45.
Florida - Carthon 10-44, Fason 4-23.

Passing:

Iowa - Chandler 13-25-0-170-1 TD.
Florida - Leak 22-41-1-268-2 TD.

Receiving:

Iowa - Brown 6-96, Hinkel 3-44.
Florida - Perez 7-70, Small 3-37, Baker 3-36.

2004 CHICK-FIL-A PEACH BOWL

Dec. 31, 2004 • Atlanta, Ga. (Att. 69,322)

MIAMI 27
FLORIDA 10

Miami 7 10 7 3-27
Florida 0 3 7 0-10

UM - Hester 78-yard blocked field goal return (Peattie kick)
UF - Leach 34-yard FG
UM - Peattie 47-yard FG
UM - Parrish 72-yard punt return (Peattie kick)
UM - Berlin to Moore 20 pass (Peattie kick)
UF - Leak to Cornelius 45 pass (Leach kick)
UM - Peattie 32-yard FG

	MIAMI	FLORIDA
First Downs	16	22
Rushes-Yards	36-106	40-144
Passing Yards	171	262
Att.-Comp.-Int.	13-24-1	39-19-2
Total Offense	277	406
Fumbles-Lost	2-1	1-0
Penalties-Yards	4-30	8-74
Possession Time	28:51	31:09

Rushing:

Miami - Gore 25-80, Moss 4-18.
Florida - Fason 17-94, Leak 14-79, Thornton 8-20.

Passing:

Miami - Berlin 13-24-1-171-1 TD.
Florida - Leak 19-39-2-262-1 TD.

Receiving:

Miami - Parrish 4-63, Leggett 2-41, Moore 2-32.
Florida - Small 8-92, Fason 4-40, Jackson 2-33.

2006 OUTBACK BOWL

Jan. 2, 2006 • Tampa, Fla. (Att. 65,881)

FLORIDA 31
IOWA 24

Florida 7 17 7 0-31
Iowa 0 7 0 17-24

UF - T. McCollum 6-yard blocked punt return (Hetland kick)
UF - Hetland 21-yard FG
UF - Brown 60-yard interception return (Hetland kick)
UI - Tate to Solomon 20 pass (Schlicher kick)
UF - Leak to Baker 24 pass (Hetland kick)
UF - Leak to Baker 38 pass (Hetland kick)
UI - Tate to Hinkel 4 pass (Schlicher kick)
UI - Tate to Hinkel 14 pass (Schlicher kick)
UI - Schlicher 45-yard FG

	FLORIDA	IOWA
First Downs	26	23
Rushes-Yards	42-169	20-64
Passing Yards	278	346
Att.-Comp.-Int.	40-25-0	55-32-1
Total Offense	447	410
Fumbles-Lost	1-1	0-0
Penalties-Yards	5-30	8-60
Possession Time	35:25	24:35

Rushing:

Florida - Moore 13-88, Wynn 8-34, Leak 13-31.
Iowa - Young 13-34, Tate 3-24.

Passing:

Florida - Leak 25-40-0-278-2 TD.
Iowa - Tate 32-55-1-346-3 TD.

Receiving:

Florida - Baker 10-147, Jackson 7-76, Casey 2-27.
Iowa - Solomon 7-96, Hinkel 9-87, Chandler 7-89.

2007 TOSTITOS BCS NATIONAL CHAMPIONSHIP

Jan. 8, 2007 • Glendale, Ariz. (Att. 74,628)

FLORIDA 41
OHIO STATE 14

Florida 14 20 0 7-41
Ohio State 7 7 0 0-24

OSU - Ginn, Jr., 93-yard kickoff return (Pettrey kick)
UF - Leak to Baker 14 pass (Hetland kick)
UF - Harvin 4 run (Hetland kick)
UF - Wynn 2 run (Hetland kick)
OSU - Pittman 18 run (Pettrey kick)
UF - Hetland 42-yard FG
UF - Hetland 40-yard FG
UF - Tebow to Caldwell 1 pass (Hetland kick)
UF - Tebow 1 run (Hetland kick)

	FLORIDA	OHIO ST
First Downs	21	8
Rushes-Yards	43-156	23-47
Passing Yards	214	35
Att.-Comp.-Int.	26-37-0	4-14-1
Total Offense	370	82
Fumbles-Lost	0-0	1-1
Penalties-Yards	6-50	5-50
Possession Time	40:48	19:12

Rushing:

Florida - Wynn 19-69, Tebow 10-39, Harvin 5-22
Ohio State - Pittman 10-60, Wells 2-9, Hartline 1-5

Passing:

Florida - Leak 25-36-0-213-1 TD, Tebow 1-1-0-1-1 TD
Ohio State - Smith 4-14-1-35-0 TD

Receiving:

Florida - Harvin 9-60, Cornelius 5-50, Ingram 4-58
Ohio State - Gonzales 2-11, Hartline 1-13, Pittman 1-11

2008 CAPITAL ONE BOWL

Jan. 1, 2008 • Orlando, Fla. (Att. 69,748)

MICHIGAN 41
FLORIDA 35

Michigan 7 14 7 13-41
Florida 7 7 14 7-35

UM - Henne to Manningham 21 pass (Lopata kick)
UF - Tebow to Harvin 10 pass (Ijjas kick)
UF - Tebow to Caldwell 18 pass (Ijjas kick)
UM - Hart 3 run (Lopata kick)
UM - Henne to Arrington 1 pass (Lopata kick)
UM - Hart 1 run (Lopata kick)
UF - Tebow 1 run (Ijjas kick)
UF - Tebow to Caldwell 14 pass (Ijjas kick)
UM - Lopata 37-yard FG
UF - Harvin 10 run (Ijjas kick)
UM - Henne to Arrington 18 pass (Lopata kick)
UM - Lopata 41-yard FG

	MICHIGAN	FLORIDA
First Downs	28	18
Rushes-Yards	47-151	32-230
Passing Yards	373	169
Att.-Comp.-Int.	39-25-2	34-18-0
Total Offense	524	399
Fumbles-Lost	4-2	1-0
Penalties-Yards	8-65	9-49
Possession Time	32:18	27:42

Rushing:

Michigan - Hart 32-129, Manningham 7-53
Florida - Harvin 13-165, Tebow 16-19

Passing:

Michigan - Henne 25-39-2-373-3 TD
Florida - Tebow 14-33-0-154-3 TD, Henry 1-1-0-15-0 TD

Receiving:

Michigan - Arrington 9-153, Matthews 7-62, Manningham 5-78
Florida - Harvin 9-77, Caldwell 4-40, Hernandez 3-31

2009 FEDEX BCS NATIONAL CHAMPIONSHIP

Jan. 8, 2009 - Miami, Fla. (Att. 78,468)

FLORIDA 24
OKLAHOMA 14

Florida 0 7 7 10 - 24
Oklahoma 0 7 0 7 - 14

- UF** - Tebow to Murphy 20 pass (Phillips kick)
- OU** - Bradford to Gresham 6 pass (Stevens kick)
- UF** - Harvin 2 run (Phillips kick)
- OU** - Bradford to Gresham 11 pass (Stevens kick)
- UF** - Phillips 27-yard FG
- UF** - Tebow to Nelson 4 pass (Phillips kick)

	FLORIDA	OKLAHOMA
First Downs	24	25
Rushes-Yards	44-249	29-107
Passing Yards	231	256
Att.-Comp.-Int.	30-18-2	41-26-2
Total Offense	480	363
Fumbles-Lost	0-0	1-1
Penalties-Yards	8-81	4-31
Possession Time	34:57	25:03

Rushing:

Florida - Harvin 9-122, Tebow 22-109.
Oklahoma - Brown 22-110, Madu 4-12

Passing:

Florida - Tebow 18-30-2-231-2 TD,
Oklahoma - Bradford 26-41-2-256-2 TD

Receiving:

Florida - Hernandez 5-57, Harvin 5-49, Murphy 2-44
Oklahoma - Gresham 8-62, Iglesias 5-58, Johnson 4-29

2010 ALLSTATE SUGAR BOWL

Jan. 1, 2010 - New Orleans, La. (Att. 65,207)

CINCINNATI 24
FLORIDA 51

Cincinnati 0 3 7 14 - 24
Florida 9 21 14 7 - 51

- UF** - Tebow to Hernandez 7-yd pass (Sturgis kick failed)
- UF** - Sturgis 40-yd FG
- UF** - Tebow to Thompson 7-yd pass (Sturgis kick)
- UF** - Moody 6-yd run (Sturgis kick)
- UC** - Rogers 47-yd FG
- UF** - Tebow to Cooper 80-yd pass (Sturgis kick)
- UF** - Moody 2-yd run (Sturgis kick)
- UC** - Pike to Waugh 2-yd pass (Rogers kick)
- UF** - Tebow 4-yd run (Sturgis kick)
- UC** - Pike to Binns 3-yd pass (Rogers kick)
- UF** - Rainey 6-yd run (Sturgis kick)
- UC** - Pike to Alli 6-yd pass (Rogers kick)

	CINCINNATI	FLORIDA
First Downs	19	28
Rushes-Yards	23-76	34-177
Passing Yards	170	482
Att.-Comp.-Int.	45-27-0	36-31-0
Total Offense	246	659
Fumbles-Lost	1-0	0-0
Penalties-Yards	3-40	12-90
Possession Time	27:40	32:20

Rushing:

Cincinnati - Pead 7-48, Kelce 1-19
Florida - Gillislee 5-78, Tebow 14-51

Passing:

Cincinnati - Pike 27-45-0-170-3 TD
Florida - Tebow 31-35-0-482-3 TD

Receiving:

Cincinnati - Gilyard 7-41, Binns 5-29, Guidugli 5-22
Florida - Hernandez 9-111, Cooper 7-181, Rainey 4-71

2011 OUTBACK BOWL

Jan. 1, 2011 - Tampa, Fla. (Att. 60,574)

FLORIDA 37
PENN STATE 24

Florida 0 14 6 17 - 37
Penn State 7 10 7 0 - 24

- PSU** - McGloin to Moye 5-yd pass (Wagner kick)
- UF** - Hines 16-yd run (Henry kick)
- UF** - McCray 27-yd blocked puntn return (Henry kick)
- PSU** - Zordich 1-yd run (Wagner kick)
- PSU** - Wagner 20-yd FG
- UF** - Henry 30-yd FG
- PSU** - McGloin 2-yd run (Wagner kick)
- UF** - Henry 47-yd FG
- UF** - Gillislee 1-yd run (Henry kick)
- UF** - Henry 20-yd FG
- UF** - Black 80-yd interception return (Henry kick)

	FLORIDA	PENN ST
First Downs	17	17
Rushes-Yards	45-178	36-139
Passing Yards	101	211
Att.-Comp.-Int.	27-14-1	41-17-5
Total Offense	279	350
Fumbles-Lost	2-1	0-0
Penalties-Yards	5-35	5-29
Possession Time	27:11	32:49

Rushing:

Florida - Reed 24-68, Rainey 6-66
Penn State - Royster 20-98

Passing:

Florida - Reed 8-13-0-0, Brantley 6-13-1-0 TD
Penn State - McGloin 17-41-5-1 TD

Receiving:

Penn State - Moye 5-79, Royster 4-51, Brackett 2-28
Florida - Hines 2-27, Burton 2-22, Thompson 2-22

2012 TAXSLAYER.COM GATOR BOWL

Jan. 2, 2012 - Jacksonville, Fla. (Att. 61,312)

OHIO STATE 17
FLORIDA 24

Ohio State 0 10 0 7 - 17
Florida 7 7 7 3 - 24

- UF** - Brantley to Thompson 17-yd pass (Sturgis kick)
- OSU** - Miller to Posey 5-yd pass (Basil kick)
- UF** - Debose 99-yd kickoff return (Sturgis kick)
- OSU** - Basil 47-yd field goal
- UF** - Stewart 14-yd blocked punt return (Sturgis kick)
- UF** - Sturgis 17-yd field goal
- OSU** - Miller to Hall 11-yd pass (Basil kick)

	OHIO ST	FLORIDA
First Downs	20	14
Rushes-Yards	37-137	38-131
Passing Yards	162	132
Att.-Comp.-Int.	23-18-0	16-12-1
Total Offense	236	263
Fumbles-Lost	2-2	2-2
Penalties-Yards	4-25	7-74
Possession Time	32:21	27:39

Rushing:

Ohio St - Herron 12-82, Hall 4-24, Miller 15-20, Hyde 5-17
Florida - Rainey 16-71, Demps 7-30, Burton 4-23, Gillislee 5-15

Passing:

Ohio St - Miller 18-23-0-162-2 TD
Florida - Brantley 12-16-1-132-1 TD

Receiving:

Ohio St - Posey 5-38, Herron 4-11, Hall 3-12, Smith 2-47
Florida - Rainey 3-31, Hines 2-40, Thompson 2-27

2013 ALLSTATE SUGAR BOWL

Jan. 2, 2013 - New Orleans, La. (Att. 54,178)

LOUISVILLE 33
FLORIDA 23

Louisville 14 10 6 3 - 33
Florida 0 10 0 13 - 23

- UL** - Floyd 38-yd interception return (Wallace kick)
- UL** - Wright 1-yd run (Wallace kick)
- UF** - Sturgis 33-yd field goal
- UL** - Wallace 27-yd field goal
- UL** - Bridgewater to Parker 15-yd pass (Wallace kick)
- UF** - Jones 1-yd run (Sturgis kick)
- UL** - Bridgewater to Copeland 19-yd pass (Wallace kick)
- UL** - Wallace 30-yd field goal
- UF** - Debose 100-yd kickoff return (Sturgis kick)
- UF** - Driskel to Taylor 5-yd pass (Sturgis kick)

	LOUISVILLE	FLORIDA
First Downs	23	17
Rushes-Yards	36-70	30-111
Passing Yards	266	175
Att.-Comp.-Int.	32-20-1	29-16-2
Total Offense	336	286
Fumbles-Lost	2-0	1-1
Penalties-Yards	2-25	9-98
Possession Time	35:37	24:23

Rushing:

Louisville - Wright 25-84-1 TD, Lamb 2-5, Bridgewater 7-(-17)
Florida - Gillislee 9-48, T.Burton 5-24, Jones 3-16-1 TD, Hines 2-11, Debose 1-8, Driskel 10-4

Passing:

Louisville - Bridgewater 20-32-1-266-2 TD
Florida - Driskel 16-29-2-175-1 TD

Receiving:

Louisville - Rogers 4-62, Smith 4-55, Wright 3-19, Butler 2-43,
Parker 2-32-1 TD, Copeland 2-31-1 TD
Florida - Dunbar 5-77, Hines 3-34, Hammond 2-22

2015 BIRMINGHAM BOWL

Jan. 3, 2015 - Birmingham, Ala. (Att. 30,083)

EAST CAROLINA 20
FLORIDA 28

East Carolina 7 0 10 3 - 20
Florida 7 14 7 0 - 28

- ECU** - Carden to Hardy 3-yd pass (Harvey kick)
- UF** - Poole 29-yd interception return (Hardin kick)
- UF** - Lane 2-yd run (Hardin kick)
- UF** - Harris to Powell 13-yd pass (Hardin kick)
- ECU** - Carden to Worthy 4-yd pass (Harvey kick)
- UF** - Harris to Fulwood 86-yd pass (Hardin kick)
- ECU** - Harvey 24-yd field goal
- ECU** - Harvey 24-yd field goal

	ECU	FLORIDA
First Downs	32	15
Rushes-Yards	33-109	43-168
Passing Yards	427	171
Att.-Comp.-Int.	68-34-2	28-13-1
Total Offense	536	339
Fumbles-Lost	2-1	2-2
Penalties-Yards	5-35	6-40
Possession Time	32:23	27:37

Rushing:

ECU - Hairston 17-73, Scott 5-44, Benkert 2-6, Carden 9-(-14)
Florida - Lane 16-109-1 TD, Harris 10-41, Brown 8-21, Driskel 3-7, Taylor 4-0, Team 2-(-10)

Passing:

ECU - Carden 34-66-2-427-2 TD, Jones 0-1-0-0, Hardy 0-1-0-0
Florida - Driskel 8-17-0-48, Harris 5-11-1-123-1 TD

Receiving:

ECU - Hardy 11-160-1 TD, Worthy 8-130-1 TD, Jones 6-64,
Williams 3-24, Grayson 2-36, Johnson 1-5, Williams 1-5,
Baggett 1-2, Scott 1-1
Florida - Robinson 6-36, Powell 3-20-1 TD, Fulwood 1-86-1 TD,
Burton 1-18, Dunbar 1-6, Thompson 1-5

ALL-TIME BOWL RESULTS**2016 BUFFALO WILD WINGS CITRUS BOWL***Jan. 1, 2016 • Orlando, Fla. (Att. 63,113)*MICHIGAN 41
FLORIDA 7Michigan 7 10 14 10 - 41
Florida 7 0 0 0 - 7MICH - Johnson 4-yd run (Allen kick)
UF - Callaway to Harris 2-yd pass (MacInnes kick)
MICH - Rudock to Chesson 31-yd pass (Allen kick)
MICH - Allen 21-yd field goal
MICH - Rudock to Perry 3-yd pass (Allen kick)
MICH - Houma 2-yd run (Allen kick)
MICH - Rudock to Johnson 8-yd pass (Allen kick)
MICH - Allen 25-yd field goal

	MICHIGAN	FLORIDA
First Downs	28	14
Rushes-Yards	46-225	27-118
Passing Yards	278	155
Att.-Comp.-Int.	31-20-0	25-10-2
Total Offense	503	273
Fumbles-Lost	2-0	0-0
Penalties-Yards	4-30	7-66
Possession Time	38:38	21:22

Rushing:

Michigan - Smith 25-109, Johnson 6-58 TD, Houma 9-32 TD, Rudock 4-29, Team 2-(-3)

Florida - Harris 11-55, Taylor 11-50, Cronkrite 3-17, Bryan 1-(-1), Grady 1-(-3)

Passing:

Michigan - Rudock 20-31-0-278 3 TD

Florida - Harris 8-21-1-146, Grady 1-2-0-7, Callaway 1-1-0-2 TD, Townsend 0-1-1-0

Receiving:

Michigan - Chesson 5-118 TD, Perry 5-51 TD, Butt 3-34, Darboh 2-24, Johnson 2-10 TD, Hill 1-24, Bunting 1-17, Smith 1-0

Florida - Callaway 5-75, Powell 1-26, Thompson 1-20, Robinson 1-17, Cronkrite 1-15, Harris 1-2 TD

2017 OUTBACK BOWL*Jan. 2, 2017 • Tampa, Fla. (Att. 51,119)*FLORIDA 30
IOWA 3Florida 3 7 7 13 - 30
Iowa 3 0 0 0 - 3IOWA - Duncan, 36-yd field goal
UF - Pineiro, 44-yd field goal
UF - Appleby to Thompson 85-yd pass (Pineiro kick)
UF - Appleby to Goolsby 6-yd pass (Pineiro kick)
UF - Gardner 58-yd interception return (Pineiro kick)
UF - Pineiro, 25-yd field goal
UF - Pineiro, 48-yd field goal

	FLORIDA	IOWA
First Downs	11	14
Rushes-Yards	32-109	41-171
Passing Yards	222	55
Att.-Comp.-Int.	25-14-2	24-7-3
Total Offense	331	226
Fumbles-Lost	1-0	1-0
Penalties-Yards	8-60	1-10
Possession Time	28:45	31:15

Rushing:

Florida - Scarlett 14-94, Perine 7-19, Callaway 1-6, Thompson 2-4, Team 2-(-3), Appleby 6-(-11)

Iowa - Wadley 22-115, LeShun 15-45, Beathard 4-11

Passing:

Florida - Appleby 14-25-2-222 2 TD

Iowa - Beathard 7-23-3-55, Stanley 0-1-0-0

Receiving:

Florida - Callaway 7-55, Goolsby 2-27 TD, Powell 2-15, Thompson 1-85 TD, Swain 1-24, Cleveland 1-16

Iowa - Wadley 4-21, Kittle 1-18, McCarron 1-11, Pekar 1-5

2018 CHICK-FIL-A PEACH BOWL*Dec. 29, 2018 • Atlanta, Ga. (Att. 74,006)*FLORIDA 41
MICHIGAN 15Florida 3 10 14 14 - 41
Michigan 7 3 0 5 - 15UF - McPherson 21-yard field goal
UM - Patterson to Peoples-Jones, 9-yard pass (Moody kick)
UF - McPherson 26-yard field goal
UM - Moody 48-yd field goal
UF - Franks 20-yard run (McPherson kick)
UF - Perine 5-yard pass (McPherson kick)
UF - Scarlett 1-yard pass (McPherson kick)
UM - Moody 26-yd field goal
UF - Perine 53-yard pass (McPherson kick)
UM - Blocked Punt for UF Safety
UF - Gardner-Johnson 30-yard INT return (McPherson kick)

	FLORIDA	MICHIGAN
First Downs	15	18
Rushes-Yards	40-257	30-77
Passing Yards	170	249
Att.-Comp.-Int.	14-24-0	23-37-2
Total Offense	427	326
Fumbles-Lost	0-0	1-0
Penalties-Yards	5-40	4-22
Possession Time	31:19	28:41

Rushing:

Florida - Perine, L. 6-76, TD; Franks, F. 14-74, TD; Scarlett, J. 9-63, TD; Toney, K. 2-36

Michigan - Turner, C. 7-32; Evans, C. 7-20; Milton, J. 1-11

Passing:

Florida - Franks, F. 13-23-0, 173, TD

Michigan - Patterson, S. 22-36-2, 236, TD

Receiving:

Florida - Jefferson, V. 4-64; Hammond, J. 2-61; Lewis, C. 1-28; Perine, L. 4-22, TD

Michigan - Collins, N. 5-80; Peoples-Jones, D. 8-71, TD; Gentry, Z. 2-39

2019 CAPITAL ONE ORANGE BOWL

Dec. 30, 2019 • Miami Gardens, Fla. (Att. 65,157)

FLORIDA 36
VIRGINIA 28

Florida 14 10 3 9-36
Michigan 7 7 0 14-28

- UF** - Perine 61-yard run (McPherson kick)
- VA** - Jana 34-yard pass (Delaney kick)
- UF** - Perine 16-yard pass (McPherson kick)
- VA** - Dubois 9-yard pass (Delaney kick)
- UF** - McPherson 23-yard field goal
- UF** - Perine 10-yard run (McPherson kick)
- UF** - McPherson 49-yard field goal
- VA** - Reed 7-yard pass (Delaney kick)
- UF** - Trask 1-yard run
- UF** - McPherson 42-yard field goal
- UF** - Dubois 2-yard pass (Delaney kick)

	FLORIDA	VIRGINIA
First Downs	25	20
Rushes-Yards	34-244	21-52
Passing Yards	305	323
Att.-Comp.-Int.	24-39-1	28-41-1
Total Offense	549	375
Fumbles-Lost	0-0	1-0
Penalties-Yards	4-40	3-14
Possession Time	31:51	28:09

Rushing:

Florida - Perine, L. 13-138, 2 TD; Trask, K. 8-37, TD; Pierce, D. 6-34; Jones, E. 4-32; Davis, M. 1-3; Toney, K. 1-1; Team 1-(-1)
Virginia - Perkins, B. 14-24; Taulapapa, W. 5-14; Reed, J. 2-14

Passing:

Florida - Trask, K. 24-39-1, 305, TD
Virginia - Perkins, B. 28-40-1, 323, 4 TD; Team 0-1

Receiving:

Florida - Jefferson, V. 4-129; Perine, L. 5-43, TD; Cleveland, T. 3-51; Pitts, K. 3-39; Swain, F. 3-21; Davis, M. 1-9; Grimes, T. 1-7; Copeland, J. 1-7; Toney, K. 1-(-1)
Virginia - Dubois, H. 10-83, 2 TD; Jana, T. 7-126, TD; Reed, J. 7-52, TD; Cowley, T. 3-60; Kemp, B. 1-2

2020 GOODYEAR COTTON BOWL

Dec. 30, 2020 • Arlington, Texas (Att. 17,323)

FLORIDA 20
OKLAHOMA 55

Florida 3 10 0 7-20
Oklahoma 17 14 10 14-55

- OU** - Rattler 27-yard pass (Brkic kick)
- OU** - Norwood 45-yard interception (Brkic kick)
- OU** - Brkic 43-yard field goal
- UF** - McPherson 21-yard field goal
- UF** - Jones 1-yard run (McPherson kick)
- UF** - McPherson 35-yard field goal
- OU** - Rattler 36-yard pass (Brkic kick)
- OU** - Rattler 1-yard run (Brkic kick)
- OU** - Brkic 20-yard field goal
- OU** - Stevenson 15-yard run (Brkic kick)
- OU** - Rattler 20-yard pass (Brkic kick)
- OU** - Major 46-yard run (Brkic kick)
- UF** - Richardson 27-yard pass (Howard kick)

	FLORIDA	OKLAHOMA
First Downs	28	25
Rushes-Yards	39-250	40-435
Passing Yards	271	249
Att.-Comp.-Int.	25-45-3	15-25-0
Total Offense	521	684
Fumbles-Lost	0-0	3-2
Penalties-Yards	8-61	4-40
Possession Time	33:20	26:40

Rushing:

Florida - Jones, E. 10-63, 1 TD; Pierce, D. 11-61; Wright, N. 4-49; Richardson, A. 3-42; Davis, M. 7-31; Lingard, L. 1-13; Trask, K. 3-3
Oklahoma - Stevenson, R. 18-186, 1 TD; Major, M. 9-110, 1 TD; McGowan, S. 1-73; Rattler, S. 7-46, 1 TD; Henderson, M. 1-18; Hudson, T. 2-12; Team 2-(-4)

Passing:

Florida - Trask, K. 16-28-3, 158; Jones, E. 8-16-0, 86; Richardson, A. 1-1-0, 27, 1 TD
Oklahoma - Rattler, S. 14-23-0, 247, 3 TD; Morris, C. 1-2-0, 2

Receiving:

Florida - Whittemore, T. 2-47; Wells, R. 6-43; Zipperer, K. 4-38; Pouncey, J. 1-27, 1 TD; Shorter, J. 2-22; Pierce, D. 2-20; Davis, M. 2-19; Wright, N. 2-13; Weston, J. 1-13; Gamble, K. 1-13; Henderson, X. 1-12; Fraziers, J. 1-4
Oklahoma - McGowan, S. 3-70; Rambo, C. 2-45, 1 TD; Wease, T. 1-36, 1 TD; Mims, M. 1-27, 1 TD; Stoops, D. 2-21; Bridges, T. 2-19; Stogner, A. 1-12; Hall, J. 1-12; Howard, T. 1-5; Henderson, M. 1-2

2021 GASPARILLA BOWL

Dec. 23, 2021 • Tampa, Fla. (Att. 63,669)

UCF 29
FLORIDA 17

UCF 0 9 17 3-29
Florida 7 3 7 0-17

- UF** - Pierce 2-yard run (Howard kick)
- UCF** - Bowser 3-yard run (2pt attempt failed)
- UCF** - Obarski 34-yard field goal
- UF** - Howard 26-yard field goal
- UCF** - Bowser 4-yard run (Obarski kick)
- UF** - Davis 19-yard run (Howard kick)
- UCF** - Obarski 21-yard field goal
- UCF** - Keene 54-yard pass (Obarski kick)
- UCF** - Obarski 33-yard field goal

	UCF	FLORIDA
First Downs	20	19
Rushes-Yards	50-288	30-205
Passing Yards	148	171
Att.-Comp.-Int.	15-25-0	14-37-0
Total Offense	436	376
Fumbles-Lost	0-0	0-0
Penalties-Yards	4-42	8-85
Possession Time	34:30	25:30

Rushing:

UCF - Bowser, I. 35-155, 2 TD; O'Keefe, R. 4-110; Richardson, J. 3-40; Johnson, A. 1-4; Navarro, P. 1-3; Gatewood, J. 1-(-1); Team 2-(-4); Keene, M. 3-(-19)
Florida - Davis, M. 7-86, TD; Jones, E. 10-62; Pierce, D. 13-57, TD

Passing:

UCF - Keene, M. 14-22-0, 144, TD; Navarro, P. 1-2-0, 4; Gatewood, J. 0-1-0, 0
Florida - Jones, E. 14-36-0, 171; Whittemore, T. 0-1-0, 0

Receiving:

UCF - O'Keefe, R. 7-85, TD; Richardson, J. 3-29; Holler, A. 2-14; Mokia-Atimala, T. 2-11; Craig-Myers, N. 1-9
Florida - Shorter, J. 3-54; Wells, R. 3-41; Copeland, J. 2-35; Whittemore, T. 3-22; Gamble, K. 1-15; Henderson, X. 1-5; Pierce, D. 1-(-1)

ALL-TIME BOWL RESULTS**2022 LAS VEGAS BOWL***Dec. 17, 2022 - Las Vegas, Nev. (Att. 29,750)*

OREGON STATE 30

FLORIDA 3

Oregon State 7 10 14 10 - 41

Florida 7 0 0 0 - 7

OSU - Lindsey 8-yd run (Hayes kick)

OSU - Hayes 27-yd field goal

OSU - Bolden 15-yd pass from Gulbranson (Hayes kick)

OSU - Gulbranson 7-yd run (Hayes kick no good)

OSU - Griffin 2-yd run (Hayes kick)

UF - Mihalek 40-yd field goal

	OREGON STATE	FLORIDA
First Downs	24	13
Rushes-Yards	39-164	33-39
Passing Yards	189	180
Att.-Comp.-Int.	17-26-0	13-22-0
Total Offense	353	219
Fumbles-Lost	0-0	2-0
Penalties-Yards	7-50	11-82
Possession Time	29:35	30:25

Rushing:

Oregon State - Fenwick 21-107, Colletto 2-17, Irish 2-15,
Gulbranson 5-15, Martinez 3-12, Lindsey 1-8 TD, Griffin 2-2
TD, Shannon 1-2, Gebbia 1-(-12), Team 1-(-2)

Florida - Johnson Jr. 11-14, Etienne 8-14, Miller III 13-13,
Pearsall 1-(-2)

Passing:


Oregon State - Gulbranson 12-19-0-165 1 TD, Gebbia 5-6-0-24,
Lindsey 0-1-0-0

Florida - Miller III 13-22-0-180

Receiving:

Oregon State - Boldon 6-99 TD, Dunmore 5-42, Velling 2-21,
Newell 1-11, Irish 1-9, Lindsey 2-7

Florida - Pearsall 4-65, Chiaokhiao-Bowman 2-53, Douglas
2-25, Odom 2-24, Fraziers 1-10, Etienne 1-9, Johnson Jr.
1-(-6)



RECORD BOOKS

BOWL RECORDS**Team Records****Scoring**

Most Points by UF: 56 (vs Maryland), 2002 Orange Bowl
 Most Points by an Opp.: 62 (vs Nebraska), 1996 Fiesta Bowl
 Most Points (Both teams): 86 (UF 24, Nebraska 62), 1996 Fiesta Bowl
 Fewest Points by UF: 0 (vs Maryland), 1975 Gator Bowl
 Fewest Points by an Opp.: 3 (Iowa), 2017 Outback Bowl
 Fewest Points (Both teams): 10 (Ole Miss 7, UF 3), 1958 Gator Bowl

Rushing

Most Yds by UF: 284 (vs Ga Tech), 1967 Orange Bowl
 Most Yds by an Opp.: 524 (Nebraska), 1996 Fiesta Bowl
 Fewest Yds by UF: -30 (vs West Virginia), 1981 Peach Bowl
 Fewest Yds by Opp.: 40 (Baylor), 1960 Gator Bowl

Passing

Most Yds Passing by UF: 482 (vs Cincinnati), 2010 Sugar Bowl
 Most Yds Passing by Opp.: 427 (ECU), 2015 Birmingham Bowl
 Fewest Yds Passing by UF: 28 (vs Maryland), 1975 Gator Bowl
 Fewest Yds Passing by Opp.: 6 (Miami University), 1973 Tangerine Bowl
 Most Passes Attempted by UF: 58 (vs Notre Dame), 1992 Sugar Bowl
 Most Passes Attempted by Opp.: 68 (ECU), 2015 Birmingham Bowl
 Fewest Passes Attempted by UF: 8 (vs Baylor), 1960 Gator Bowl
 Fewest Passes Attempted by Opp.: 7 (Ole Miss), 1958 Gator Bowl
 Most Passes Completed by UF: 33 (vs Maryland), 2002 Orange Bowl
 Most Passes Completed by Opp.: 34 (ECU), 2015 Birmingham Bowl
 Fewest Passes Completed by UF: 3 (vs Maryland), 1975 Gator Bowl
 Fewest Passes Completed by Opp.: 1 (Miami University), 1973 Tangerine Bowl

Total Offense

Most Yds by UF: 659 (vs Cincinnati; 177 run, 482 pass), 2010 Sugar Bowl; (vs Maryland; 203 run, 456 pass), 2002 Orange Bowl
 Most Yds by Opp.: 684 (vs Oklahoma; 435 rush, 249 pass) 2020 Cotton Bowl
 Most Yds (Both teams): 1,889 (UF 521, Oklahoma 684), 2020 Cotton Bowl
 Fewest Yds by UF: 105 (vs West Virginia; 135 pass, -30 run), 1981 Peach Bowl
 Fewest Yds by Opp.: 82 (Ohio State; 35 pass, 47 run), 2007 BCS Champ.
 Fewest Yds (Both teams): 369 (UF 180, Oregon State 189), 2022 Las Vegas Bowl

Individual Records**Rushing Yds (UF)**

234—Fred Taylor (43 carries), 1998 Citrus Bowl
 187—Larry Smith (23 carries), 1967 Orange Bowl
 182—Erict Rhett (39 carries), 1992 Gator Bowl
 165—Percy Harvin (13 carries), 2008 Capital One Bowl
 159—Emmitt Smith (28 carries), 1988 All-American Bowl
 149—Earnest Graham (16 carries), 2002 Orange Bowl
 138—Lamical Perine (13 carries), 2019 Orange Bowl
 136—Earnest Graham (15 carries), 2001 Sugar Bowl
 128—Emmitt Smith (17 carries), 1987 Aloha Bowl
 122—Percy Harvin (9 carries), 2009 BCS Champ.

Rushing Yds (Opp.)

199—Tommie Frazier (Nebraska, 16 carries), 1996 Fiesta Bowl
 186—Rhamondre Stevenson (Oklahoma, 18 carries), 2020 Cotton Bowl
 165—Lawrence Phillips (Nebraska, 25 carries), 1996 Fiesta Bowl
 161—Gary Anderson (Arkansas, 26 carries), 1982 Bluebonnet Bowl
 159—Charlie Wysocki (Maryland, 39 carries), 1980 Tangerine Bowl
 156—Chuck Varner (Miami, Ohio, 28 carries), 1973 Tangerine Bowl

Passing Yds (UF)

482—Tim Tebow (Cincinnati, 31 of 35), 2010 Sugar Bowl*
 394—Danny Wuerffel (Florida State, 28 of 39), 1995 Sugar Bowl
 370—Shane Matthews (Notre Dame, 28 of 58), 1992 Sugar Bowl
 352—Steve Spurrier (Missouri, 27 of 45), 1966 Sugar Bowl
 323—Rex Grossman (Michigan, 21 of 41), 2003 Outback Bowl
 306—Danny Wuerffel (Florida State, 18 of 34), 1997 Sugar Bowl
 305—Kyle Trask (Virginia, 24 of 39), 2019 Orange Bowl
 288—Doug Johnson (Michigan State, 24 of 50), 2000 Citrus Bowl
 278—Chris Leak (Iowa, 25 for 40), 2006 Outback Bowl
 271—Wayne Peace (Maryland, 20 of 34), 1980 Tangerine Bowl
 *UF Record

Passing Yds (Opp.)

427—Shane Carden (ECU, 34 of 66), 2015 Birmingham Bowl
 373—Chad Henne (Michigan, 25 of 39), 2008 Capital One Bowl
 346—Drew Tate (Iowa, 32 of 55), 2006 Outback Bowl
 323—Bryce Perkins (Virginia, 28 of 40), 2019 Orange Bowl
 319—John Navarre (Michigan, 21 of 36) 2003 Outback Bowl
 278—Jake Rudock (Michigan, 20 of 31), 2016 BWW Bowl
 271—Thad Busby (Florida State, 17 of 41), 1997 Sugar Bowl
 270—Ken Dorsey (Miami, 22 of 40), 2001 Sugar Bowl
 266—Teddy Bridgewater (Louisville, 20 of 32), 2013 Sugar Bowl
 257—Bill Burke (Michigan State, 21 of 35), 2000 Citrus Bowl

TD Passes (UF)

4—Rex Grossman, 2002 Orange Bowl
 3—Tim Tebow, 2010 Sugar Bowl
 3—Tim Tebow, 2008 Capital One Bowl
 3—Doug Johnson, 2000 Citrus Bowl
 3—Danny Wuerffel, 1997 Sugar Bowl
 3—Bob Hewko, 1982 Bluebonnet Bowl

Most Receptions (UF)

11—Travis Taylor (vs Michigan State), 2000 Citrus Bowl
 10—Dallas Baker (vs Iowa), 2006 Outback Bowl
 10—Taylor Jacobs (vs Maryland), 2002 Orange Bowl
 9—Aaron Hernandez (vs Cincinnati), 2010 Sugar Bowl
 9—Percy Harvin (vs Michigan), 2008 Capital One Bowl
 9—Percy Harvin (vs Ohio State), 2007 BCS Champ.
 9—Willie Jackson (vs West Virginia), 1994 Sugar Bowl
 9—Barry Brown (vs Missouri), 1966 Sugar Bowl
 8—6x, last: O.J. Small (vs Miami), 2004 Peach Bowl

Individual Receiving Yds (UF)

181—Riley Cooper (vs Cincinnati), 2010 Sugar Bowl
 170—Taylor Jacobs (vs Maryland), 2002 Orange Bowl
 166—Cris Collinsworth (vs Maryland), 1980 Tangerine Bowl
 159—Travis Taylor (vs Syracuse), 1999 Orange Bowl
 156—Travis Taylor (vs Michigan State), 2000 Citrus Bowl
 150—Ike Hilliard (vs Florida State), 1997 Sugar Bowl
 148—Willie Jackson (vs Notre Dame), 1992 Sugar Bowl
 147—Dallas Baker (vs Iowa), 2006 Outback Bowl
 131—Willie Jackson (vs West Virginia), 1994 Sugar Bowl
 129—Van Jefferson (vs. Virginia), 2019 Orange Bowl

Total Offense (UF)

533—Tim Tebow (482p, 51r), vs Cincinnati, 2010 Sugar Bowl
 397—Shane Matthews (370p, 27r), vs Notre Dame, 1992 Sugar Bowl
 371—Danny Wuerffel (394p, -23r), vs Florida State, 1995 Sugar Bowl
 346—Rex Grossman (323p, 23r), vs Michigan, 2003 Outback Bowl
 343—Steve Spurrier (352p, -9r), vs Missouri, 1966 Sugar Bowl
 342—Kyle Trask (305p, 37r), vs Virginia, 2019 Orange Bowl
 340—Tim Tebow (231p, 109r), vs Oklahoma, 2009 BCS Champ.
 296—Danny Wuerffel (306p, -10r) vs Florida State, 1997 Sugar Bowl
 283—Wayne Peace (271p, 12r), vs Maryland, 1980 Tangerine Bowl

Scoring (UF)

18—Lamical Perine (vs Virginia), 2019 Orange Bowl (3 TDs)
 18—Travis Taylor (vs Michigan State), 2000 Citrus Bowl (3 TDs)
 18—Ike Hilliard (vs Florida State), 1997 Sugar Bowl (3 TDs)
 18—Erict Rhett (vs West Virginia), 1994 Sugar Bowl (3 TDs)
 18—Dwayne Dixon (vs Ark.), 1982 Bluebonnet Bowl (3 TDs)
 16—Arden Czyzewski (vs Notre Dame), 1992 Sugar Bowl (5 FGs-Sugar Bowl record; 1 PAT)

LONGEST PLAYS**Rushing**

94—Larry Smith (vs Ga Tech), 1967 Orange Bowl

Rushing (TD)

94—Larry Smith (vs Ga Tech), 1967 Orange Bowl

Passing (TD)

86—Treon Harris to Ahmad Fulwood (vs ECU), 2015 Birmingham Bowl

Field Goal

51—Jeff Chandler (vs Miami), 2001 Sugar Bowl

Punt

69—Robby Stevenson (vs Florida State), 1997 Sugar Bowl

YEAR-BY-YEAR DEFENSIVE STATS

Year	SCORING										FIRST DOWNS										RUSHING										PASSING										TOTAL OFFENSE										DEFENSIVE STATS										RETURNS										PENALTIES										PUNTING									
	Pts/Gm	Rush TD	Pass TD	FG TD	Pct	FG	Pts	Tot	Yds	Att	Avg	Yds/Gm	Yds/Comp	Comp	Att-Comp-Int	Yds	Yds/Gm	Plays	Yds/Gm	Yds/Play	Fum-Lost	TT	Sacks	(Yds)	Blkd	PBU	Int	Int-Yds	Avg	No-Yds	Yds/Gm	No-Yds	Yds/Gm	RR-Yds	RR	PR-Yds	PR	No-Yds	Yds/Gm	No-Yds	Yds/Gm	RR-Yds	RR	PR-Yds	PR	No-Yds	Yds/Gm	No-Yds	Yds/Gm																																									
2022	28.9	19	17	14-18	37.8	375	135	140	21	296	2278	478	4.5	16.59	3065	5343	803	5.5	36.10	15.3	70(252)	906	36(148)	73(278)	2	41	9-43	10.3	21-449	21.4	10-92	8.0	62-566	44.4	68-577	44.4	21-449	21.4	10-92	8.0	62-566	44.4	21-449	21.4	10-92	8.0	62-566	44.4																																										
2021	26.8	19	17	16-23	69.5	348	111	117	33	261	2131	478	4.5	16.59	3065	5343	803	5.5	36.10	15.3	70(252)	906	36(148)	73(278)	2	41	9-43	10.3	21-449	21.4	10-92	8.0	62-566	44.4	68-577	44.4	21-449	21.4	10-92	8.0	62-566	44.4	21-449	21.4	10-92	8.0	62-566	44.4																																										
2020	30.8	16	28	12-14	85.7	370	118	138	18	274	2046	449	4.6	10.28	3090	5136	847	6.1	42.80	14.7	829	855	351(240)	74(334)	0	44	9-84	9.3	67-618	54.0	25-532	20.1	7-31	10.3	57-2445	42.9	28-530	20.1	7-31	10.3	57-2445	42.9	28-530	20.1	7-31	10.3	57-2445	42.9																																										
2019	15.5	9	14	13-20	65.0	201	76	121	16	213	1336	462	4.2	10.28	2627	390	235-16	60.3	11.2	20.51	16.6	16-12	906	36(148)	73(278)	2	41	9-43	10.3	21-449	21.4	10-92	8.0	62-566	44.4	68-577	44.4	21-449	21.4	10-92	8.0	62-566	44.4	21-449	21.4	10-92	8.0	62-566	44.4																																									
2018	20.0	13	16	16-24	67.0	300	82	92	18	192	1693	462	4.2	10.28	2627	390	235-16	60.3	11.2	20.51	16.6	16-12	906	36(148)	73(278)	2	41	9-43	10.3	21-449	21.4	10-92	8.0	62-566	44.4	68-577	44.4	21-449	21.4	10-92	8.0	62-566	44.4	21-449	21.4	10-92	8.0	62-566	44.4																																									
2017	27.3	16	16	16-24	67.0	300	82	92	18	192	1693	462	4.2	10.28	2627	390	235-16	60.3	11.2	20.51	16.6	16-12	906	36(148)	73(278)	2	41	9-43	10.3	21-449	21.4	10-92	8.0	62-566	44.4	68-577	44.4	21-449	21.4	10-92	8.0	62-566	44.4	21-449	21.4	10-92	8.0	62-566	44.4																																									
2016	16.8	16	8	10-15	66.6	218	96	83	27	206	1878	388	3.8	14.45	1954	3462	672	5.1	34.33	16.3	6-3	706	31(128)	71(323)	3	36	14-226	16.3	67-601	45.4	9-239	26.6	28-306	10.0	55-2343	42.6	64-501	45.4	9-239	26.6	28-306	10.0	55-2343	42.6	64-501	45.4	9-239	26.6	28-306	10.0	55-2343	42.6																																						
2015	18.3	12	17	15-20	75.0	253	78	114	24	216	1394	440	3.2	11.62	2563	429	228-16	53.1	11.2	23.36	29-14	925	30(232)	87(383)	0	62	16-138	8.6	87-699	58.2	47-1053	22.4	25-219	8.8	76-3148	41.4	76-3148	41.4	25-219	8.8	76-3148	41.4	25-219	8.8	76-3148	41.4																																												
2014	21.1	10	15	15-20	75.0	253	78	114	24	216	1394	440	3.2	11.62	2563	429	228-16	53.1	11.2	23.36	29-14	925	30(232)	87(383)	0	62	16-138	8.6	87-699	58.2	47-1053	22.4	25-219	8.8	76-3148	41.4	76-3148	41.4	25-219	8.8	76-3148	41.4	25-219	8.8	76-3148	41.4																																												
2013	21.1	7	9	23-23	39.7	253	87	83	22	192	1709	393	4.3	14.24	2063	344	231-10	52.0	10.8	19.15	13-8	1175	26(155)	42(180)	2	61	16-112	7.0	92-703	58.3	48-1026	21.4	26-230	9.1	68-2461	36.8	68-2461	36.8	26-230	9.1	68-2461	36.8	68-2461	36.8																																														
2012	14.5	12	17	14-26	53.8	188	74	120	32	229	1734	413	3.0	9.49	2502	344	231-10	52.0	10.8	19.15	13-8	1175	26(155)	42(180)	2	61	16-112	7.0	92-703	58.3	48-1026	21.4	26-230	9.1	68-2461	36.8	68-2461	36.8	26-230	9.1	68-2461	36.8	68-2461	36.8																																														
2011	20.3	16	15	11-20	55.0	264	101	90	28	219	1723	407	3.5	13.07	2189	372	200-14	54.8	11.4	16.68	39-8	1048	31(204)	101(454)	4	54	14-247	12.6	90-746	56.9	61-1327	21.8	18-99	5.5	75-3114	41.5	75-3114	41.5	18-99	5.5	75-3114	41.5	75-3114	41.5																																														
2010	21.3	14	17	16-18	88.9	277	104	107	20	231	1698	481	3.5	13.07	2189	372	200-14	54.8	11.4	16.68	39-8	1048	31(204)	101(454)	4	54	14-247	12.6	90-746	56.9	61-1327	21.8	18-99	5.5	75-3114	41.5	75-3114	41.5	18-99	5.5	75-3114	41.5	75-3114	41.5																																														
2009	12.4	6	10	17-21	70.6	181	97	116	21	238	1476	440	3.4	10.54	2518	456	242-26	53.1	10.4	19.59	39-8	1048	31(204)	101(454)	4	54	14-247	12.6	90-746	56.9	61-1327	21.8	18-99	5.5	75-3114	41.5	75-3114	41.5	18-99	5.5	75-3114	41.5	75-3114	41.5																																														
2008	12.9	9	12	17-21	70.6	181	97	116	21	238	1476	440	3.4	10.54	2518	456	242-26	53.1	10.4	19.59	39-8	1048	31(204)	101(454)	4	54	14-247	12.6	90-746	56.9	61-1327	21.8	18-99	5.5	75-3114	41.5	75-3114	41.5	18-99	5.5	75-3114	41.5	75-3114	41.5																																														
2007	25.5	8	10	20-26	76.9	321	81	157	24	216	1015	376	2.7	7.25	2561	468	244-21	59.4	12.1	25.85	47-8	1048	31(204)	101(454)	4	54	14-247	12.6	90-746	56.9	61-1327	21.8	18-99	5.5	75-3114	41.5	75-3114	41.5	18-99	5.5	75-3114	41.5	75-3114	41.5																																														
2006	13.5	8	10	10-19	53.6	201	81	87	24	192	1502	437	3.6	10.28	2627	390	235-16	60.3	11.2	20.51	16.6	16-12	906	36(148)	73(278)	2	41	9-43	10.3	21-449	21.4	10-92	8.0	62-566	44.4	68-577	44.4	21-449	21.4	10-92	8.0	62-566	44.4	68-577	44.4	21-449	21.4	10-92	8.0	62-566	44.4																																							
2005	18.8	14	16	6-12	50.0	226	62	109	22	198	1139	373	3.7	14.19	2444	395	119-17	55.4	11.2	20.37	44-7	820	31(140)	74(360)	4	95	17-190	11.2	102-844	70.3	43-715	16.6	22-233	14.7	66-2572	39.0	66-2572	39.0	22-233	14.7	66-2572	39.0	66-2572	39.0																																														
2004	21.1	11	17	14-20	70.0	253	102	120	17	239	1703	464	3.7	14.19	2444	395	119-17	55.4	11.2	20.37	44-7	820	31(140)	74(360)	4	95	17-190	11.2	102-844	70.3	43-715	16.6	22-233	14.7	66-2572	39.0	66-2572	39.0	22-233	14.7	66-2572	39.0	66-2572	39.0																																														
2003	20.8	16	12	13-21	60.1	271	123	113	17	253	2061	525	3.9	15.85	2716	419	233-16	56.6	11.6	25.54	40-9	866	4.8	336.6	25-10	4	61	16-112	7.0	92-703	58.3	48-1026	21.4	26-230	9.1	68-2461	36.8	68-2461	36.8	26-230	9.1	68-2461	36.8	68-2461	36.8																																													
2002	21.5	14	14	13-20	65.0	279	112	90	7	209	2121	526	4.0	16.02	2711	362	185-7	51.1	11.4	16.24	42-2	888	4.8	325.5	24-11	3	58	20-409	20.4	104-883	61.7	52-1200	23.1	24-300	14.7	81-3373	41.6	81-3373	41.6	24-300	14.7	81-3373	41.6	81-3373	41.6																																													
2001	15.8	7	12	17-23	59.0	152	71	102	29	202	1103	347	3.7	10.67	1923	340	184-10	54.1	11.0	19.23	27-8	169	963	30(150)	44(119)	6	41	12-180	15.0	104-780	60.0	60-929	15.5	10-84	8.4	73-2830	38.8	73-2830	38.8	60-929	15.5	10-84	8.4	73-2830	38.8																																													
2000	19.7	12	10	16-17	94.1	236	92	113	15	220	1597	435	3.7	13.31	2555	463	237-14	53.5	10.8	21.29	41-2	878	3.2-16	1029	25(151)	36(83)	1	49	24-509	21.2	91-656	54.7	56-1115	19.9	22-284	12.9	71-2842	40.0	71-2842	40.0	22-284	12.9	71-2842	40.0																																														
1999	19.6	15	12	13-19	68.4	235	79	131	13	223	1099	416	2.6	9.16	2887	460	257-13	54.6	11.5	24.06	39-8	1048	31(204)	101(454)	4	54	14-247	12.6	90-746	56.9	61-1327	21.8	18-99	5.5	75-3114	41.5	75-3114	41.5	18-99	5.5	75-3114	41.5	75-3114	41.5																																														
1998	14.1	6	9	12-16	55.0	155	66	91	8	165	998	393	2.5	9.07	2155	380	197-13	51.8	10.9	19.59	31-5	898	43(310)	47(125)	3	72	13-220	16.9	90-750	62.5	44-927	21.1	17-165	9.7	75-2888	38.5	75-2888	38.5	44-927	21.1	17-165	9.7	75-2888	38.5																																														
1997	18.1	6	11	7-12	58.3	199	63	103	11	177	778	362	2.1	7.07	2417	392	192-18	49.0	12.6	21.97	31-9	719	50(372)	54(122)	3	66	13-142	11.8	77-607	55.2	53-1125	21.2	23-157	6.8	84-3303	39.3	84-3303	39.3	23-157	6.8	84-3303	39.3	84-3303	39.3																																														
1996	16.8	13	11	7-11	53.6	201	81	87	24	192	1502	437	3.6	10.28	2627	390	235-16	60.3	11.2	20.51	16.6	16-12	906	36(148)	73(278)	2	41	9-43	10.3	21-449	21.4	10-92	8.0	62-566	44.4	68-577	44.4	21-449	21.4	10-92	8.0	62-566	44.4	68-577	44.4	21-449	21.4	10-92	8.0	62-																																								

YEARLY LEADERS

RUSHING

Year	Leader	Att	Yds	Avg	TD
2022	Montrell Johnson Jr.	155	841	5.4	10
2021	Emory Jones	143	835	5.3	4
2020	Dameon Pierce	106	503	4.7	4
2019	Lamical Perine	132	676	5.1	6
2018	Lamical Perine	134	826	6.2	4
2017	Lamical Perine	136	562	4.1	8
2016	Jordan Scarlett	179	889	5.0	6
2015	Kelvin Taylor	259	1,035	4.0	13
2014	Matt Jones	166	817	4.9	6
2013	Mack Brown	148	543	3.7	4
2012	Mike Gillislee	244	1,152	4.7	10
2011	Chris Rainey	171	861	5.0	2
2010	Jeff Demps	92	591	6.0	3
2009	Tim Tebow	217	910	4.2	14
2008	Tim Tebow	176	673	3.8	12
2007	Tim Tebow	210	895	4.3	23
2006	DeShawn Wynn	143	699	4.9	6
2005	DeShawn Wynn	130	621	4.8	7
2004*	Ciattrick Fason	222	1,267	5.7	10
2003	Ran Carthon	119	595	5.0	6
2002	Earnest Graham	240	1,085	5.1	11
2001	Earnest Graham	125	650	5.2	9
2000	Robert Gillespie	125	678	5.4	5
1999	Earnest Graham	117	654	5.6	5
1998	Terry Jackson	105	587	5.6	3
1997	Fred Taylor	214	1,292	6.0	13
1996	Elijah Williams	106	671	6.3	4
1995	Elijah Williams	114	858	7.5	7
1994	Fred Taylor	171	873	5.1	8
1993*	Errict Rhett	247	1,289	5.2	11
1992	Errict Rhett	250	903	3.6	9
1991*	Errict Rhett	224	1,109	5.0	10
1990	Errict Rhett	148	845	5.7	4
1989*	Emmitt Smith	284	1,599	5.6	14
1988	Emmitt Smith	187	988	5.3	9
1987*	Emmitt Smith	229	1,341	5.9	13
1986	Octavius Gould	156	562	3.6	4
1985	Neal Anderson	238	1,034	4.3	8
1984	Neal Anderson	157	916	5.8	7
1983	Neal Anderson	162	835	5.2	9
1982	James Jones	150	752	5.0	4
1981	James Jones	166	617	3.7	9
1980	James Jones	150	657	4.4	4
1979	Johnell Brown	104	306	2.9	0
1978	Calvin Davis	126	497	3.9	1
1977	Tony Green	119	696	5.8	3
1976	Willie Wilder	101	654	6.5	9
1975*	Jimmy DuBose	191	1,307	6.8	6
1974	Tony Green	133	856	6.4	6
1973	Vince Kendrick	127	516	4.1	5
1972	Nat Moore	145	845	5.8	9
1971	Mike Rich	106	481	4.7	1
1970	Tommy Durrance	167	584	3.5	6
1969	Tommy Durrance	189	731	3.8	12
1968	Larry Smith	152	690	4.6	7
1967	Larry Smith	205	754	3.7	8
1966*	Larry Smith	162	742	4.6	9
1965	Alan Poe	83	366	4.5	3
1964	Larry Dupree	101	376	3.7	3
1963	Larry Dupree	189	745	3.9	4
1962*	Larry Dupree	113	604	5.2	7
1961	Don Goodman	111	413	3.7	-
1960	Don Goodman	95	454	4.7	5
1959	John MacBeth	59	257	4.3	-
1958	Bob Milby	53	288	5.4	0
1956	Ed Sears	84	370	4.4	-
1955	Jackie Simpson	65	422	6.5	4

*Led SEC category. SEC passing rankings based on pass efficiency since 1967. Through 1966, passing Yds were used.

PASSING

Year	Leader	Att	Comp	Int	Yds	Pct	TD
2022	Anthony Richardson	327	176	9	2,549	.538	17
2021	Emory Jones	346	224	13	2,734	.647	19
2020	Kyle Trask	437	301	8	4,283	.689	43
2019	Kyle Trask	354	237	7	2,941	.669	25
2018	Feleipe Franks	322	188	6	2,457	.584	24
2017	Feleipe Franks	229	125	8	1,438	.546	9
2016	Austin Appleby	209	127	7	1,447	.608	10
2015	Treon Harris	235	119	6	1,676	.506	9
2014	Jeff Driskel	212	114	10	1,140	.538	9
2013	Tyler Murphy	185	112	5	1,216	.605	6
2012	Jeff Driskel	245	156	5	1,646	.637	12
2011	John Brantley	240	144	7	2,044	.600	11
2010	John Brantley	329	200	10	2,061	.608	9
2009	Tim Tebow	314	213	5	2,895	.678	21
2008	Tim Tebow	298	192	4	2,746	.644	30
2007	Tim Tebow	350	234	6	3,286	.669	32
2006	Chris Leak	365	232	13	2,942	.636	23
2005	Chris Leak	374	235	6	2,639	.628	20
2004*	Chris Leak	399	238	12	3,197	.596	29
2003	Chris Leak	320	190	11	2,435	.594	16
2002*	Rex Grossman	503	287	17	3,402	.571	22
2001*	Rex Grossman	395	259	12	3,896	.656	34
2000	Rex Grossman	212	131	7	1,866	.618	21
1999	Doug Johnson	337	190	13	2,574	.564	20
1998	Doug Johnson	274	154	8	2,346	.562	19
1997	Doug Johnson	269	148	12	2,023	.550	21
1996*	Danny Wuerffel	360	207	13	3,625	.575	39
1995*	Danny Wuerffel	325	210	10	3,266	.646	35
1994	Danny Wuerffel	212	132	9	1,754	.623	18
1993	Danny Wuerffel	273	159	10	2,230	.528	22
1992*	Shane Matthews	463	275	16	3,205	.594	23
1991*	Shane Matthews	361	218	18	3,130	.604	28
1990*	Shane Matthews	378	229	12	2,952	.606	23
1989	Kyle Morris	131	65	6	1,098	.496	9
1988	Kyle Morris	167	84	13	1,217	.503	3
1987	Kerwin Bell	239	140	10	1,769	.586	9
1986	Kerwin Bell	242	131	10	1,515	.541	10
1985*	Kerwin Bell	288	180	8	2,687	.625	21
1984*	Kerwin Bell	184	98	7	1,614	.533	16
1983	Wayne Peace	292	186	10	2,079	.637	10
1982	Wayne Peace	246	174	10	2,053	.707	8
1981	Wayne Peace	273	159	11	1,803	.582	11
1980	Wayne Peace	180	91	9	1,271	.506	5
1979	Larry Ochab	185	98	14	1,169	.529	6
1978	John Brantley	170	85	13	1,334	.500	11
1977	Terry LeCount	134	62	9	848	.462	6
1976*	Jimmy Fisher	146	83	8	1,511	.568	10
1975	Don Gaffney	90	42	2	755	.467	8
1974	Don Gaffney	87	37	4	621	.425	7
1973	David Bowden	113	62	8	711	.549	7
1972*	David Bowden	229	198	12	1,480	.471	12
1971*	John Reaves	356	193	21	2,104	.542	17
1970*	John Reaves	376	188	19	2,549	.500	13
1969*	John Reaves	396	222	19	2,896	.561	24
1968	Jackie Eckdahl	125	56	7	572	.448	2
1967	Larry Rentz	140	80	9	1,031	.571	3
1966*	Steve Spurrier	291	179	8	2,012	.615	16
1965*	Steve Spurrier	287	148	13	1,893	.516	14
1964	Steve Spurrier	114	65	10	943	.570	6
1963	Tom Shannon	158	84	13	956	.545	4
1962	Tom Shannon	100	56	8	551	.560	2
1961	Tom Batten	67	30	5	460	.448	3
1960	Bobby Dodd	55	30	3	448	.545	1
1959	Richard Allen	80	31	4	613	.388	5
1958	Mickey Ellenburg	36	15	4	238	.417	4
1956	Jimmy Dunn	34	15	2	268	.441	4
1955	Richard Allen	56	17	10	273	.304	3

RECEIVING

Year	Leader	Rec	Yds	Avg	TD
2022	Xzavier Henderson	38	410	10.8	2
2021	Jacob Copeland	41	642	15.7	4
2020	Kadarius Toney	70	984	14.1	10
2019	Kyle Pitts	54	649	12.0	5
2018	Van Jefferson	35	503	14.4	6
2017	Tyrie Cleveland	22	410	18.6	2
2016	Antonio Callaway	54	721	13.4	3
2015	Demarcus Robinson	48	522	10.9	2
2014	Demarcus Robinson	53	810	15.3	7
2013	Solomon Patton	44	556	12.6	6
2012	Jordan Reed	45	559	12.4	3
2011	Chris Rainey	31	381	12.3	2
2010	Deonte Thompson	38	570	15.0	1
2009	Aaron Hernandez	68	850	12.5	5
2008	Percy Harvin	40	644	16.1	7
2007	Percy Harvin	59	858	14.5	4
2006	Dallas Baker	60	920	15.3	10
2005*	Chad Jackson	88	900	10.2	9
2004*	O.J. Small	63	719	11.4	4
2003	Ben Troupe	39	638	16.4	5
	Kelvin Knight	39	591	15.2	3
2002	Taylor Jacobs	71	1,088	15.3	8
2001	Jabar Gaffney	67	1,191	17.8	13
2000	Jabar Gaffney	71	1,184	16.7	14
1999	Darrell Jackson	67	1,156	17.3	9
1998	Travis McGriff	70	1,357	19.4	10
1997	Jacquez Green	61	1,024	16.8	9
1996*	Reidel Anthony	72	1,293	18.0	18
1995	Chris Doering	70	1,045	14.9	17
1994	Jack Jackson	57	855	15.0	15
1993	Jack Jackson	51	949	18.6	11
1992*	Willie Jackson	62	772	12.5	8
1991	Willie Jackson	51	725	14.2	10
1990*	Kirk Kirkpatrick	55	770	14.0	7
1989	Emmitt Smith	21	207	9.9	1
1988	Tony Lomack	22	276	12.6	0
1987	Stacey Simmons	25	392	15.7	4
	Emmitt Smith	25	184	7.4	0
1986	Ricky Nattiel	44	679	15.4	8
1985	John L. Williams	44	369	8.4	3
1984	John L. Williams	21	276	13.1	2
1983	Dwayne Dixon	47	596	12.7	2
1982	Dwayne Dixon	45	589	13.1	2
1981	Spencer Jackson	39	449	11.5	5
1980*	Cris Collinsworth	40	599	15.0	3
1979	Cris Collinsworth	41	593	14.5	2
1978	Cris Collinsworth	39	745	19.1	9
1977	Wes Chandler	25	490	19.6	6
1976	Wes Chandler	44	967	22.0	10
1975	Wes Chandler	20	457	22.9	5
1974*	Lee McGriff	36	698	19.4	7
1973	Lee McGriff	38	703	18.5	5
1972	Nat Moore	25	351	14.0	4
1971	Carlos Alvarez	40	517	12.8	2
1970	Carlos Alvarez	44	717	16.1	5
1969*	Carlos Alvarez	88	1,329	15.1	12
1968	Guy McTheny	34	347	10.2	0
1967	Richard Trapp	58	708	12.2	1
1966*	Richard Trapp	63	872	13.8	7
1965*	Charles Casey	58	809	13.9	8
1964*	Charles Casey	47	673	14.7	4
1963	Russ Brown	12	113	9.4	0
1962	Russ Brown	15	227	14.1	1
1961	Russ Brown	13	239	18.3	0
1960	Bob Hoover	10	108	10.8	0
1959	Perry McGriff	14	360	25.4	2
1958	Don Hudson	8	118	14.7	1
1957	Jim Roundtree	8	171	21.3	3
1956	Jim Roundtree	9	176	19.5	3
1955	Jim Roundtree	8	110	13.7	1

TOTAL OFFENSE

Year	Leader	Rush Yds	Pass Yds	Total	Avg/Gm
2022	Anthony Richardson	654	2,549	3,203	266.9
2021	Emory Jones	758	2,734	3,492	268.6
2020	Kyle Trask	50	4,283	4,333	361.1
2019	Kyle Trask	8	2,941	2,949	245.8
2018	Feleipe Franks	350	2,457	2,807	215.9
2017	Feleipe Franks	20	1,438	1,458	132.5
2016	Austin Appleby	-45	1,447	1,402	107.8
2015	Treon Harris	238	1,676	1,914	159.5
2014	Treon Harris	332	1,019	1,351	150.1
2013	Tyler Murphy	61	1,216	1,277	141.9
2012	Jeff Driskel	413	1,646	2,059	171.6
2011	John Brantley	-120	2,044	1,924	174.9
2010	John Brantley	-111	2,061	1,950	150.0
2009	Tim Tebow	910	2,895	3,805	271.8
2008	Tim Tebow	673	2,746	3,419	244.2
2007*	Tim Tebow	895	3,286	4,181	321.6
2006	Chris Leak	30	2,942	2,972	212.3
2005	Chris Leak	81	2,639	2,720	226.7
2004*	Chris Leak	79	3,197	3,276	273.0
2003	Chris Leak	-53	2,435	2,382	183.2
2002	Rex Grossman	-65	3,402	3,337	256.7
2001	Rex Grossman	8	3,896	3,904	354.9
2000	Rex Grossman	-76	1,866	1,790	162.7
1999	Doug Johnson	-111	2,574	2,463	223.9
1998	Doug Johnson	-66	2,346	2,280	228.0
1997	Doug Johnson	-185	2,023	1,838	204.2
1996*	Danny Wuerffel	-100	3,625	3,525	293.8
1995*	Danny Wuerffel	-141	3,266	3,125	284.1
1994	Danny Wuerffel	-45	1,754	1,709	142.4
1993	Danny Wuerffel	-89	2,230	2,141	194.6
1992*	Shane Matthews	-29	3,205	3,176	264.7
1991*	Shane Matthews	10	3,130	3,140	285.5
1990*	Shane Matthews	-27	2,952	2,925	265.9
1989	Emmitt Smith	1,599	0	1,599	145.4
1988	Kyle Morris	-11	1,217	1,206	120.6
1987	Kerwin Bell	-184	1,769	1,585	144.1
1986	Kerwin Bell	-148	1,515	1,367	151.9
1985	Kerwin Bell	-216	2,687	2,471	224.6
1984	Kerwin Bell	-5	1,614	1,609	146.3
1983	Wayne Peace	11	2,079	2,090	190.0
1982	Wayne Peace	-158	2,053	1,895	172.3
1981	Wayne Peace	-110	1,803	1,693	153.9
1980	Wayne Peace	63	1,271	1,334	148.2
1979	Larry Ochab	-100	1,169	1,069	152.7
1978	John Brantley	7	1,334	1,341	134.1
1977	Terry LeCount	628	848	1,476	134.2
1976*	Jimmy Fisher	288	1,511	1,799	163.5
1975	Jimmy DuBose	1,307	0	1,307	118.8
1974	Tony Green	856	31	887	80.6
1973	Don Gaffney	151	609	760	69.1
1972	David Bowden	-180	1,480	1,300	118.2
1971	John Reaves	-104	2,104	2,000	181.8
1970	John Reaves	-118	2,549	2,431	221.0
1969*	John Reaves	44	2,896	2,852	285.2
1968	Jackie Ekdahl	174	572	746	74.6
1967	Larry Rentz	194	1,031	1,225	122.5
1966*	Steve Spurrier	66	2,012	2,078	207.8
1965*	Steve Spurrier	230	1,893	2,123	212.3
1964	Steve Spurrier	146	943	1,089	108.9
1963	Tommy Shannon	12	956	968	96.8
1962	Larry Dupree	604	0	604	60.4
1961	Tom Batten	0	460	460	46.0
1960	Larry Libertore	420	293	713	71.3
1959	Dick Allen	14	613	627	62.7
1958	Jimmy Dunn	180	199	379	37.9
1957	Jim Rountree	411	0	411	45.7
1956	Ed Sears	370	0	370	37.0
1955	Jackie Simpson	424	12	436	43.6

*Led SEC in Total Offense

ALL-PURPOSE YARDS

Year	Leader	Yds	Plays	Rush Yds	Rec Yds	Ret	Avg/Play
2022	Trevor Etienne	1206	118	719	66	421	92.8
2021	Malik Davis	1,023	129	487	217	319	85.3
2020	Kadarius Toney	1,439	107	161	984	294	13.4
2019	Lamical Perine	938	133	676	262	0	7.1
2018	Lamical Perine	996	147	826	170	0	6.8
2017	Lamical Perine	643	146	562	81	0	4.4
2016	Antonio Callaway	1,068	88	32	721	315	12.1
2015	Antonio Callaway	1,211	69	19	678	514	17.6
2014	Matt Jones	882	177	817	65	0	5.0
2013	Solomon Patton	1,269	82	71	556	642	15.5
2012	Mike Gillislee	1,322	262	1,152	159	11	5.0
2011	Chris Rainey	1,451	218	861	381	209	6.7
2010	Jeff Demps	927	118	551	116	260	7.9
2009	Brandon James	1,324	106	109	215	1,000	11.6
2008	Brandon James	1,402	94	59	95	1,248	14.9
2007	Percy Harvin	1,622	83	764	858	0	19.5
2006	Dallas Baker	920	60	0	920	0	15.3
2005	Chad Jackson	1,013	109	89	900	24	9.2
2004	Ciattrick Fason	1,533	257	1,267	266	0	6.0
2003	Ran Carthon	780	140	595	185	0	5.6
2002	Ernest Graham	1,178	262	1,085	93	0	4.5
2001	Jabar Gaffney	1,191	67	0	1,191	0	17.8
2000	Jabar Gaffney	1,184	71	0	1,184	0	16.7
1999	Bo Carroll	1,432	133	577	103	752	10.8
1998	Travis McGriff	1,499	93	-3	1,357	145	16.1
1997	Fred Taylor	1,530	238	1,292	238	0	6.4
1996	Reidel Anthony	1,523	91	27	1,293	203	16.7
1995	Elijah Williams	1,135	136	858	277	0	8.3
1994	Jack Jackson	1,287	79	42	855	390	16.3
1993	Errict Rhett	1,560	283	1,289	271	0	5.6
1992	Errict Rhett	1,303	305	903	400	0	4.3
1991	Errict Rhett	1,470	264	1,109	361	0	5.6
1990	Errict Rhett	1,043	170	845	198	0	6.1
1989	Emmitt Smith	1,806	305	1,599	207	0	5.9
1988	Emmitt Smith	1,060	197	988	72	0	5.4
1987	Emmitt Smith	1,525	254	1,341	184	0	6.0
1986	Octavius Gould	797	177	562	235	0	4.5
1985	Neal Anderson	1,400	265	1,034	349	17	5.3
1984	John L. Williams	1,069	166	793	276	0	6.4
1983	Neal Anderson	919	173	835	75	9	5.3
1982	Lorenzo Hampton	1,027	156	664	213	150	6.6
1981	James Jones	799	188	617	182	0	4.3
1980	Cris Collinsworth	703	66	75	599	29	10.7
1979	Cris Collinsworth	778	62	17	593	168	12.5
1978	Cris Collinsworth	1,248	74	100	745	403	16.7
1977	Wes Chandler	1,128	102	353	490	285	11.0
1976	Wes Chandler	1,162	59	3	967	192	19.7
1975	Jimmy Dubose	1,315	194	1,307	8	0	6.8
1974	Tony Green	1,115	150	856	96	163	7.4
1973	Lee McGriff	704	39	1	703	0	18.1
1972	Nat Moore	1,426	176	845	351	230	8.1
1971	Willie Jackson	878	58	61	331	486	15.1
1970	Willie Jackson	990	77	61	439	490	12.8
1969	Carlos Alvarez	1,329	88	0	1,329	0	15.1
1968	Larry Smith	861	165	690	157	14	5.2
1967	Larry Smith	1,021	219	754	267	0	4.6
1966	Larry Smith	1,010	189	742	183	85	5.3
1965	Jack Harper	1,127	115	286	403	438	9.8

KICKOFF RETURNS

Year	Leader	No	Yds	Avg	TD	Lg
2022	Trevor Etienne	17	421	24.8	0	48
2021	Malik Davis	14	319	22.8	0	33
2020	Kadarius Toney	7	155	22.1	0	37
2019	Tyrie Cleveland	5	124	24.8	0	40
2018	Kadarius Toney	6	133	22.2	0	51
2017	Adarius Lemons	14	315	22.5	0	37
2016	Chris Thompson	13	283	21.8	0	33
2015	Brandon Powell	24	510	21.2	0	71
2014	Andre Debose	21	519	24.7	0	43
2013	Solomon Patton	22	642	29.2	1	100
2012	Andre Debose	18	510	28.3	1	100
2011	Andre Debose	19	495	26.1	1	99
2010	Andre Debose	21	587	28.0	2	99
2009	Brandon James	29	756	26.1	1	85
2008	Brandon James	32	738	23.1	0	52
2007	Brandon James	30	841	28.0	0	61
2006	Brandon James	21	383	18.2	0	38
2005	Markus Manson	16	313	19.6	0	31
2004	Andre Caldwell	11	174	15.8	0	30
2003	Andre Caldwell	22	454	20.6	0	45
2002	Ran Carthon	17	380	22.4	0	39
2001	Lito Sheppard	7	171	24.4	0	40
2000	Lito Sheppard	13	298	22.9	0	39
1999	Bo Carroll	23	599	26.0	1	100
1998	John Capel	10	274	27.4	0	60
1997	Bo Carroll	9	287	31.9	1	94
1996	Jacquez Green	10	216	21.6	0	40
1995	Reidel Anthony	19	472	24.8	1	90
1994	Jack Jackson	15	390	26.0	0	60
1993	Jack Jackson	17	480	28.2	1	100
1992	Harrison Houston	21	487	23.2	0	40
1991	Larry Kennedy	12	331	27.6	0	58
1990	Monty Duncan	12	285	23.8	0	53
1989	Tony Lomack	18	436	24.2	1	99
1988	Tony Lomack	10	253	25.3	0	46
1987	Kerry Watkins	13	262	20.2	0	36
1986	Kerry Watkins	29	666	23.0	0	48
1985	Ricky Nattiel	10	194	19.4	0	30
1984	Ricky Nattiel	5	131	26.2	0	50
1983	Roger Sibbald	6	120	20.0	0	28
1982	John L. Williams	7	156	22.3	0	28
1981	Victor Bradley	10	201	20.1	0	33
1980	Johnell Brown	12	245	20.4	0	33
1979	Darrell Jones	12	212	17.6	0	36
1978	Cris Collinsworth	15	394	26.3	1	97
1977	Cris Collinsworth	9	193	21.4	0	56
1976	Terry LeCount	18	378	21.0	0	73
1975	Tony Green	13	290	22.3	0	56
1974	James Richards	11	220	20.0	0	31
1973	James Richards	11	241	21.9	0	30
1972	Willie Jackson	12	272	22.8	0	37
1971	Willie Jackson	22	486	22.9	0	68
1970	Willie Jackson	23	490	21.3	0	34
1969	Andy Cheney	11	263	23.9	0	46
1968	Jerry Vinesett	14	294	21.0	0	–
1967	Tommy Glenn	10	225	22.5	0	–
1966	Harmon Wages	13	296	24.8	0	–
1965	Jack Harper	12	186	15.5	0	–
1964	Jack Harper	11	249	22.6	0	–
1963	Jack Harper	9	171	19.6	0	–
1962	Bob Hoover	11	253	23.0	0	–
1961	Don Goodman	10	261	26.1	0	–
1960	Don Goodman	6	180	30.0	0	–
1959	Don Deal	9	208	23.2	0	–

PUNT RETURNS

Year	Leader	No	Yds	Avg	TD	Lg
2022	Xzavier Henderson	11	108	9.8	0	48
2021	Xzavier Henderson	23	162	7.0	0	33
2020	Kadarius Toney	11	139	12.6	1	50
2019	Freddie Swain	14	56	4.0	0	10
2018	*Freddie Swain	22	224	10.2	1	85
2017	Brandon Powell	10	38	3.8	0	16
2016	Antonio Callaway	26	218	8.4	0	39
2015	Antonio Callaway	28	435	15.5	2	85
2014	Andre Debose	23	323	14.0	1	62
2013	Marcus Roberson	14	129	9.2	0	38
2012	Andre Debose	10	93	9.3	0	32
2011	Chris Rainey	12	106	8.8	1	22
2010	Janoris Jenkins	18	150	8.3	0	33
2009	Brandon James	33	244	7.4	0	49
2008	Brandon James	37	510	13.8	2	78
2007	Brandon James	14	254	18.1	1	83
2006	Brandon James	33	363	11	1	77
2005	Vernell Brown	26	197	7.6	0	29
2004	Vernell Brown	21	161	7.7	0	43
2003	Keiwan Ratliff	30	341	11.1	0	29
2002	Keiwan Ratliff	32	341	10.7	0	41
2001	Lito Sheppard	26	246	9.5	0	28
2000	Lito Sheppard	22	307	14	2	57
1999	Bo Carroll	14	153	10.9	0	37
1998	Travis McGriff	21	145	6.9	0	31
1997	Jacquez Green	27	392	14.5	2	86
1996	Jacquez Green	25	324	13	2	79
1995	Reidel Anthony	11	122	11.1	0	52
1994	Sorola Palmer	28	276	9.9	0	21
1993	Sorola Palmer	13	129	9.9	0	33
1992	Monty Duncan	17	100	5.9	0	14
1991	Monty Duncan	29	200	6.9	0	25
1990	Terence Barber	27	189	7	0	73
1989	Tony Lomack	13	33	2.5	0	14
1988	Stacey Simmons	18	145	8.1	0	17
1987	Jarvis Williams	20	222	11.1	0	49
1986	Ricky Nattiel	12	75	6.3	0	14
1985	Ricky Nattiel	20	182	9.1	0	31
1984	Ricky Nattiel	22	346	15.7	1	67
1983	Roger Sibbald	13	94	7.2	0	13
1982	Ivory Curry	22	191	8.7	0	44
1981	Ivory Curry	28	263	9.4	0	34
1980	Ivory Curry	25	177	7.1	1	71
1979	Cris Collinsworth	15	29	1.9	0	13
1978	Tony Waters	8	124	15.5	0	26
1977	Wes Chandler	10	140	14	0	60
1976	Wes Chandler	13	175	13.5	0	54
1975	Tony Green	13	154	11.8	0	34
1974	Tyson Sever	16	88	5.6	0	18
1973	Tyson Sever	21	97	4.6	0	21
1972	Tyson Sever	35	354	10.1	1	71
1971	Harvin Clark	6	98	16.1	1	82
1970	Carlos Alvarez	9	166	18.4	1	72
1969	Steve Tannen	16	137	8.5	0	24
1968	Steve Tannen	22	255	11.5	2	72
1967	Richard Trapp	27	204	7.6	0	–
1966	George Grandy	27	243	9	1	83
1965	Jack Harper	19	252	13.3	0	–
1964	Allen Trammell	10	171	17.1	1	61
1963	Bruce Bennett	10	134	13.4	1	51
1962	Hagood Clarke	10	139	13.9	0	–
1961	Hagood Clarke	4	120	30	0	80
1960	Larry Libertore	17	153	9	0	–
1959	Jack Westbrook	13	125	9.7	0	–
1958	Jimmy Dunn	11	104	9.4	0	–
1956	Jackie Simpson	6	104	17.3	1	–
1955	Jackie Simpson	17	267	14.6	1	–

PUNTING LEADERS

Year	Leader	No	Yds	Avg	Lg
2022	Jeremy Crawshaw	35	1,678	47.9	67
2021	Jeremy Crawshaw	52	2,293	44.1	69
2020	Jacob Finn	26	1,203	46.3	67
2019	Tommy Townsend	42	1,847	44.0	71
2018	Tommy Townsend	51	2,315	45.4	71
2017	Johnny Townsend	64	3,043	47.5	70
2016*	Johnny Townsend	64	3,249	47.9	62
2015	Johnny Townsend	83	3,765	45.4	61
2014	Kyle Christy	64	2,832	44.2	66
2013	Johnny Townsend	29	1,217	42.0	61
2012	Kyle Christy	66	3,023	45.8	62
2011	Kyle Christy	30	1,227	40.9	67
2010	Chas Henry	50	2,253	45.1	75
2009	Chas Henry	34	1,476	43.4	61
2008	Chas Henry	44	1,908	43.4	67
2007	Chas Henry	37	1,453	39.3	54
2006	Eric Wilbur	53	2,244	42.3	64
2005	Eric Wilbur	59	2,459	41.7	63
2004	Eric Wilbur	53	2,243	42.3	57
2003	Eric Wilbur	66	2,954	44.8	75
2002	Ingle Martin	46	1,619	35.2	70
2001	Matt Leach	26	1,044	40.2	54
2000	Alan Rhine	47	2,035	43.3	65
1999	Alan Rhine	47	1,898	40.4	57
1998	David Wasielewski	52	2,100	40.4	53
1997	Robby Stevenson	45	1,865	41.4	58
1996	Robby Stevenson	35	1,475	42.1	64
1995	Robby Stevenson	33	1,264	38.3	52
1994	Shayne Edge	37	1,614	43.6	55
1993	Shayne Edge	43	1,837	42.7	61
1992	Shayne Edge	56	2,287	40.8	76
1991	Shayne Edge	46	1,991	43.3	62
1990	Arden Czyzewski	32	1,109	34.7	47
1989	Hank Rone	41	1,525	37.2	65
1988	Fernando Acosta-Rua	23	876	38.1	53
1987	Jamie McAndrew	41	1,636	39.9	54
1986	Jamie McAndrew	57	2,178	38.2	54
1985	Ray Criswell	55	2,459	44.7	63
1984	Ray Criswell	28	1,220	43.6	64
1983	Ray Criswell	30	1,421	47.4	59
1982	Ray Criswell	48	2,053	42.8	73
1981	Joe Borajkiewicz	63	2,552	40.5	63
1980	Mark Dickert	60	2,501	41.7	62
1979	Bill Conover	76	2,869	37.8	53
1978	Bill Conover	59	2,398	40.6	60
1977	Alan Williams	57	2,438	42.8	64
1976	Alan Williams	43	1,681	39.1	57
1975	Tom Dolfi	56	2,160	38.6	55
1974	Buster Morrison	56	2,334	39.6	66
1973	Buster Morrison	70	2,853	40.8	62
1972	Buster Morrison	83	3,187	38.4	—
1971	John James	57	2,297	40.3	62
1970	John James	62	2,296	37.0	56
1969	Hunter Bowen	30	1,069	35.6	45
1968	Larry Rentz	49	1,754	35.7	—
1967	Larry Rentz	33	1,318	39.9	—
1966	Steve Spurrier	45	1,836	40.8	—
1965	Steve Spurrier	37	1,516	41.0	—
1964	Steve Spurrier	48	1,890	39.4	63
1963	H. A. Seymour	52	2,114	40.7	—
1962	Hagood Clarke	46	1,884	41.0	—
1961	Don Ringgold	50	1,839	36.7	65
1960	Don Ringgold	34	1,347	39.6	—
1959	Bobby Joe Green	54	2,424	44.9	65
1958	Bobby Joe Green	43	1,705	39.6	82
1957	Jimmy Dunn	28	930	33.2	—
1956	Harry Spears	34	1,295	38.1	—
1955	Don Chandler	22	975	44.3	76

TACKLE LEADERS

Year	Leader	Total	Solo	Ast
2022	Rashad Torrence II, S	84	50	34
2021	Trey Dean III, S	93	41	52
2020	Ventrell Miller, LB	88	52	36
2019	David Reese II, LB	94	39	55
2018	Vosean Joseph, LB	93	40	53
2017	David Reese II, LB	102	46	24
2016	Antonio Morrison, LB	73	43	30
2015	Antonio Morrison, LB	103	42	61
2014	Antonio Morrison, LB	101	30	71
2013	Michael Taylor, LB	62	30	32
2012	Josh Evans, S	83	49	34
2011	Jon Bostic, LB	94	60	34
2010	Ahmad Black, S	108	73	35
2009	Ryan Stamper, LB	78	42	36
2008	Brandon Spikes, LB	93	52	41
2007	Brandon Spikes, LB	131	81	50
2006	Earl Everett, LB	85	50	35
2005	Earl Everett, LB	72	39	33
2004	Brandon Siler, LB	77	50	27
2003	Daryl Dixon, DB	115	68	47
2002	Bam Harmon, LB	168	104	64
2001	Andra Davis, LB	107	68	39
2000	Todd Johnson, DB	102	67	35
1999	Marquand Manuel, DB	118	73	45
1998	Mike Peterson, LB	127	73	54
1997	Johnny Rutledge, LB	67	44	23
1996	James Bates, LB	135	58	77
1995	Lawrence Wright, DB	109	72	37
1994	Ben Hanks, NB	93	60	33
1993	Ed Robinson, ILB	120	62	58
1992	Carlton Miles, LB	142	81	61
1991	Carlton Miles, LB	102	46	56
1990	Jerry Odom, LB	85	47	38
1989	Pat Moorer, LB	100	55	45
1988	Pat Moorer, LB	77	49	28
1987	Jarvis Williams, DB	77	55	22
1986	Scott Armstrong, LB	130	61	69
1985	Alonzo Johnson, LB	106	67	39
1984	Alonzo Johnson, LB	90	52	38
1983	Fred McCallister, LB	116	70	46
1982	Wilber Marshall, LB	123	70	53
1981	Wilber Marshall, LB	121	78	43
1980	David Little, LB	161	101	60
1979	Robin Fisher, NG	110	73	37
1978	Scot Brantley, LB	193	115	78
1977	Charlie Williams, LB	153	98	55
1976	Scot Brantley, LB	145	93	52
1975	Sammy Green, LB	202	126	76
1974	Glenn Cameron, LB	185	120	65
1973	Ralph Ortega, LB	113	—	—

Prior to 1973, no tackle stats were kept or are available. Beginning in 2004, tackle stats went by press box totals.

RUSHING RECORDS

Attempts

Career

873—Errict Rhett, 1990-93
700—Emmitt Smith, 1987-89
692—Tim Tebow, 2006-09
639—Neal Anderson, 1982-85
603—Earnest Graham, 1999-2002
537—Fred Taylor, 1994-97
520—Larry Smith, 1966-68
493—Lamical Perine, 2016-19
487—Kelvin Taylor, 2013-15
468—John L. Williams, 1982-85

Season

284—Emmitt Smith, 1989
259—Kelvin Taylor, 2015
250—Errict Rhett, 1992
247—Errict Rhett, 1993
244—Mike Gillislee, 2012
240—Earnest Graham, 2002
238—Neal Anderson, 1985
229—Emmitt Smith, 1987
224—Errict Rhett, 1991
222—Ciatrick Fason, 2004
By a Senior: 247—Errict Rhett, 1993
By a Junior: 284—Emmitt Smith, 1989
By a Sophomore: 224—Errict Rhett, 1991
By a Freshman: 229—Emmitt Smith, 1987

Game

41—Errict Rhett vs Georgia, 1993
39—Emmitt Smith vs Alabama, 1987
34—Mike Gillislee vs LSU, 2012
34—Fred Taylor vs Auburn, 1997
33—Errict Rhett vs Kentucky, 1992
33—Neal Anderson vs Kentucky, 1982
32—Earnest Graham vs Kentucky, 2002
32—Emmitt Smith vs LSU, 1987
31—Emmitt Smith vs New Mexico, 1989
31—Neal Anderson vs Kentucky, 1985
By a Senior: 41—Errict Rhett vs Georgia, 1993
By a Junior: 33—Errict Rhett vs Kentucky, 1992
By a Sophomore: 28—Emmitt Smith vs Kentucky, 1988; Matt Jones vs Kentucky, 2013
By a Freshman: 39—Emmitt Smith vs Alabama, 1987

Yardage

Career

4,163—Errict Rhett, 1990-93
3,928—Emmitt Smith, 1987-89
3,234—Neal Anderson, 1982-85
3,085—Earnest Graham, 1999-2002
3,075—Fred Taylor, 1994-97
2,947—Tim Tebow, 2006-09
2,590—Tony Green, 1974-77
2,485—Lamical Perine, 2016-19
2,470—Jeff Demps, 2008-11
2,464—Chris Rainey, 2007-11

Season

1,599—Emmitt Smith, 1989
1,341—Emmitt Smith, 1987
1,307—Jimmy DuBose, 1975
1,292—Fred Taylor, 1997
1,289—Errict Rhett, 1993
1,267—Ciatrick Fason, 2004

1,152—Mike Gillislee, 2012
1,109—Errict Rhett, 1991
1,085—Earnest Graham, 2002
1,035—Kelvin Taylor, 2015
By a Senior: 1,307—Jimmy DuBose, 1975
By a Junior: 1,599—Emmitt Smith, 1989
By a Sophomore: 1,109—Errict Rhett, 1991
By a Freshman: 1,341—Emmitt Smith, 1987

Game

316—Emmitt Smith vs New Mexico, 1989
224—Emmitt Smith vs Alabama, 1987
218—Red Bethea vs Chicago, 1930
210—Ciatrick Fason vs Kentucky, 2004
204—Jimmy DuBose vs Florida State, 1975
202—Emmitt Smith vs Vanderbilt, 1989
199—Chuck Hunsinger vs Furman, 1949
197—Kelvin Taylor vs Georgia, 2014
197—Neal Anderson vs Kentucky, 1982
196—Errict Rhett vs Auburn, 1993
By a Senior: 218—Red Bethea vs Chicago, 1930
By a Junior: 316—Emmitt Smith vs New Mexico, 1989
By a Sophomore: 190—Ciatrick Fason vs South Carolina, 2003
By a Freshman: 224—Emmitt Smith vs Alabama, 1987

Average Per Carry

Career

(Min. 400 attempts)
5.8—Tony Green, 1974-77 (445 attempts)
(Min. 300 attempts)
6.7—Jeff Demps, 2008-11 (367 attempts)

Season

(Min. 200 attempts)
6.0—Fred Taylor, 1997 (214 attempts)
(Min. 100 attempts)
7.5—Elijah Williams, 1995 (114 attempts)

Game

(Min. 25 attempts)
10.2—Emmitt Smith vs New Mexico, 1989 (31-316)
(Min. 10 attempts)
16.2—Tony Green vs Maryland, 1974 (11-178)
(Min. 5 attempts)
22.7—Bo Carroll vs Central Michigan, 1997 (7-159)

Touchdowns

Career

57—Tim Tebow, 2006-09 (SEC Record)
36—Emmitt Smith, 1987-89
34—Errict Rhett, 1990-93
33—Earnest Graham, 1999-2002
31—Fred Taylor, 1994-97
30—Neal Anderson, 1982-85
25—DeShawn Wynn, 2003-06
25—Buford Long, 1950-52
24—Larry Smith, 1966-68
23—Kelvin Taylor, 2013-15
23—Jeff Demps, 2008-11
23—Dameon Pierce, 2018-21

Season

23—Tim Tebow, 2007
14—Tim Tebow, 2009
14—Emmitt Smith, 1989
14—Buford Long, 1952
13—Dameon Pierce, 2021
13—Kelvin Taylor, 2015
13—Fred Taylor, 1997
13—Emmitt Smith, 1987
12—Tim Tebow, 2008
12—Tommy Durrance, 1969
11—Trey Burton, 2010
11—Earnest Graham, 2002
11—Errict Rhett, 1993

Game

5—Trey Burton vs Kentucky, 2010
5—Tim Tebow vs South Carolina, 2007
4—Jesse Palmer vs Kentucky, 2000
4—Fred Taylor vs Florida State, 1997
4—Rammy Ramsdell vs Mercer, 1915
4—Tommy Owens vs Mercer, 1928

Average Rushing Yardage Per Game

Career

126.7—Emmitt Smith, 1987-89 (3,928 in 31 g)
90.5—Errict Rhett, 1990-93 (4,163 in 46 g)
80.9—Fred Taylor, 1994-97 (3,075 in 38 g)
75.2—Neal Anderson, 1982-85 (3,234 in 43 g)

Season

145.4—Emmitt Smith, 1989 (1,599 in 11 g)
121.9—Emmitt Smith, 1987 (1,341 in 11 g)
118.8—Jimmy DuBose, 1975 (1,307 in 11 g)
117.5—Fred Taylor, 1997 (1,292 in 11 g)
109.7—Emmitt Smith, 1988 (988 in 9 g)
107.4—Errict Rhett, 1993 (1,289 in 12 g)
By a Senior: 118.8—Jimmy DuBose, 1975 (1,307 in 11 g)
By a Junior: 145.4—Emmitt Smith, 1989 (1,599 in 11 g)
By a Sophomore: 109.7—Emmitt Smith, 1988 (988 in 9 g)
By a Freshman: 121.9—Emmitt Smith, 1987 (1,341 in 11 g)

Rushing Yds By A Wide Receiver

Career

1,852—Percy Harvin, 2006-08
580—Kadarius Toney, 2017-20
356—Wes Chandler, 1976-77
323—Omarious Hines, 2008-12
297—Josh Hammond, 2016-19
293—Andre Caldwell, 2003-07
217—Solomon Patton, 2010-13
210—Cris Collinsworth, 1977-80
165—Jacquez Green, 1998-99
147—John Capel, 1998-99
122—Brandon Powell, 2014-17
91—Reche Caldwell, 1999-2001
90—Chad Jackson, 2003-05

Season

764—Percy Harvin, 2007
660—Percy Harvin, 2008
428—Percy Harvin, 2006
353—Wes Chandler, 1977
240—Kadarius Toney, 2018
161—Kadarius Toney, 2020
159—Omarious Hines, 2012
152—Omarious Hines, 2010
140—Solomon Patton, 2012
120—Kadarius Toney, 2017

Rushing Yds By A Quarterback

Career

2,947—Tim Tebow, 2006-09
1,272—Emory Jones, 2018-21
1,116—Anthony Richardson, 2020-22
786—Larry Libertore, 1960-62
655—Terry LeCount, 1975-77
644—Jeff Driskel, 2011-14
582—Jimmy Fisher, 1975-77
570—Treon Harris, 2014-15
513—Don Gaffney, 1973-75

Season

910—Tim Tebow, 2009
895—Tim Tebow, 2007
758—Emory Jones, 2021
673—Tim Tebow, 2008
654—Anthony Richardson, 2022
628—Terry LeCount, 1977
469—Tim Tebow, 2006
420—Larry Libertore, 1962
408—Jeff Driskel, 2012
401—Anthony Richardson, 2021

Game

177—Jeff Driskel vs Vanderbilt, 2012
166—Tim Tebow vs Ole Miss, 2007
160—Anthony Richardson vs Florida Atlantic 2021
144—Emory Jones vs Tennessee, 2021
123—Tim Tebow vs Kentucky, 2009
120—Tim Tebow vs South Carolina, 2007
115—Anthony Richardson vs South Florida 2021
111—Treon Harris vs South Carolina, 2014
110—Trey Burton vs Georgia, 2010
109—Anthony Richardson vs LSU, 2022

Rushing TDs By A Quarterback

Career

57—Tim Tebow, 2006-09 (SEC Record)

Season

23—Tim Tebow, 2007 (SEC Record)
14—Tim Tebow, 2009
12—Jeff Driskel, 2012
12—Tim Tebow, 2008
11—Trey Burton, 2010
9—Anthony Richardson, 2022
8—Tim Tebow, 2006
8—Jimmy Fisher, 1979

Game

5—Trey Burton vs Kentucky, 2010
5—Tim Tebow vs South Carolina, 2007
4—Jesse Palmer vs Kentucky, 2000

100-Yard Games

Career

- 23—Emmitt Smith, 1987-89
- 20—Erick Rhett, 1990-93
- 14—Fred Taylor, 1994-97
- 14—Neal Anderson, 1982-85
- 10—Earnest Graham, 1999-2002
- 8—John L. Williams, 1982-85
- 7—Lamical Perine, 2016-19
- 7—Ciatrick Fason, 2002-04
- 7—Jimmy DuBose, 1973-75
- 7—Larry Smith, 1966-68

Season

- 9—Emmitt Smith, 1989
- 8—Fred Taylor, 1997
- 8—Emmitt Smith, 1987
- 7—Erick Rhett, 1993
- 6—Ciatrick Fason, 2004
- 6—Erick Rhett, 1991
- 6—Emmitt Smith, 1988
- 6—Jimmy DuBose, 1975

Consecutive 100-Yard Games

In a Season

- 6—Emmitt Smith, 1987 vs Tulsa (109), Alabama (224), Mississippi State (173), LSU (184), Cal State Fullerton (130), Temple (175)
- 5—Fred Taylor, 1997 vs Southern Miss (101), Central Michigan (106), Tennessee (134), Kentucky (126), Arkansas (103)
- 5—Emmitt Smith, 1988 vs Montana State (148), Ole Miss (109), Indiana State (109), Mississippi State (164), LSU (132)
- 4—Jimmy DuBose, 1975, vs Vanderbilt (180), Florida State (204), Duke (141), Auburn (149)
- 4—Erick Rhett, 1991, vs Auburn (106), Georgia (124), Kentucky (154), Florida State (109)
- 4—Erick Rhett, 1993, vs Arkansas State (108), Kentucky (136), Tennessee (147), Mississippi State (122)

Most Consecutive 100-Yard Games

- 8—Emmitt Smith (last three games of 1987 and first five games of 1988)

Streaks of 100-Yard Rushing Games

- 6—Emmitt Smith, 1987 vs Tulsa, Alabama, Mississippi State, LSU, Cal State Fullerton, Temple
- 5—Fred Taylor, 1997 vs Southern Miss, Central Michigan, Tennessee, Kentucky, Arkansas
- 5—Emmitt Smith, 1988 vs Montana State, Ole Miss, Indiana State, Mississippi State, LSU
- 4—Erick Rhett, 1993 vs Arkansas State, Kentucky, Tennessee, Mississippi State
- 4—Erick Rhett, 1991 vs Auburn, Georgia, Kentucky, Florida State
- 4—Jimmy DuBose, 1975 vs Vanderbilt, Florida State, Duke, Auburn
- 3—Kelvin Taylor, 2015 vs South Carolina, Florida Atlantic, Florida State
- 3—Chris Rainey, 2011 vs UAB, Tennessee, Kentucky
- 3—Ciatrick Fason, 2004 vs Mississippi State, Georgia, Vanderbilt

- 3—Emmitt Smith, 1989 vs Georgia, Kentucky, Florida State
- 3—Emmitt Smith, 1989 vs LSU, Vanderbilt, New Mexico
- 3—Emmitt Smith, 1989 vs Ole Miss, Louisiana Tech, Memphis State
- 3—Neal Anderson, 1985 vs Mississippi State, LSU, Tennessee
- 3—Neal Anderson, 1984 vs Tennessee, Cincinnati, Auburn
- 3—Neal Anderson, 1982 vs Kentucky, Tulane, Florida State
- 2—26 times since 1951, last: **Montrell Johnson Jr., 2022 vs. Texas A&M**

Most Yards Rushing

In Two Consecutive Games

- 518—Emmitt Smith, 1989, vs Vanderbilt (202), New Mexico (316)
- 397—Emmitt Smith, 1987, vs Alabama (224), Mississippi State (173)

Most Yards Rushing

In Three Consecutive Games

- 635—Emmitt Smith, 1989, vs LSU (117), Vanderbilt (202), New Mexico (316)

Longest Rushing Plays (TDs)

- 96—Emmitt Smith vs Mississippi State, 1988
- 91—Willie Wilder vs Mississippi State, 1976
- 91—Herb McAnley vs Sewanee, 1932
- 90—Ken McLean vs Georgia, 1944
- 88—Lamice Perine vs Auburn, 2019
- 86—John L. Williams vs West Texas State, 1982
- 85—Trevor Etienne vs South Carolina, 2022
- 84—Jeff Demps vs Kentucky, 2011
- 84—Bobby Lance vs Auburn, 1954

81—Anthony Richardson vs LSU, 2022

- 80—Trey Burton vs Tennessee, 2012
- 80—Percy Harvin vs South Carolina, 2008
- 80—Neal Anderson vs Tennessee, 1984
- 80—Tony Green vs Mississippi State, 1977
- 80—Jimmy DuBose vs Vanderbilt, 1975
- 80—Bobby Forbes vs Auburn, 1947
- 80—Anthony Richardson vs South Florida 2021
- 77—Buford Long vs Georgia, 1952
- 76—Ricky Pearsall vs Eastern Washington, 2022
- 76—Chris Rainey vs Charleston Southern, 2009
- 76—Neal Anderson vs LSU, 1983
- 76—Jimmy Dunn vs Georgia, 1958
- 75—Dameon Pierce vs South Carolina, 2019
- 75—Chris Rainey vs Arkansas, 2008
- 75—Ciatrick Fason vs Arkansas, 2003
- 75—Lorenzo Hampton vs West Texas State, 1982
- 75—Bob Hoover vs Texas A&M, 1962

Year-by-Year Individual 100-Yard Rushing Games

1965: 7	1980: 1	1995: 6	2010: 2
1966: 2	1981: 0	1996: 6	2011: 7
1967: 3	1982: 8	1997: 8	2012: 6
1968: 4	1983: 6	1998: 5	2013: 2
1969: 2	1984: 8	1999: 7	2014: 6
1970: 1	1985: 5	2000: 4	2015: 5
1971: 0	1986: 1	2001: 1	2016: 5
1972: 6	1987: 8	2002: 4	2017: 1
1973: 2	1988: 6	2003: 3	2018: 5
1974: 3	1989: 10	2004: 6	2019: 2
1975: 6	1990: 5	2005: 2	2020: 0
1976: 4	1991: 6	2006: 2	2021: 4
1977: 3	1992: 3	2007: 7	2022: 7
1978: 1	1993: 8	2008: 8	TOTAL: 246
1979: 1	1994: 2	2009: 3	

Top Year-by-Year Individual 100-Yard Rushing Games

1989: 10	1999: 7	1975: 6
2008: 8	1965: 7	1972: 6
1997: 8	2014: 6	2018: 5
1993: 8	2012: 6	2016: 5
1987: 8	2004: 6	2015: 5
1984: 8	1996: 6	1998: 5
1982: 8	1995: 6	1990: 5
2022: 7	1991: 6	1985: 5
2011: 7	1988: 6	
2007: 7	1983: 6	

Single-Season 1000-Yard Rushers

Player	Year	Yds	Carries	Avg	Games to 1,000	Bowl Yds
Emmitt Smith	1989	1,599	284	5.6	7	17*
Emmitt Smith	1987	1,341	229	5.9	7	128*
Jimmy DuBose	1975	1,307	191	6.8	8	95*
Fred Taylor	1997	1,292	214	6.0	10	234*
Erick Rhett	1993	1,289	247	5.2	8	105*
Ciatrick Fason	2004	1,267	222	5.7	9	94
Mike Gillislee	2012	1,152	244	4.7	12	48
Erick Rhett	1991	1,109	224	5.0	10	63*
Earnest Graham	2002	1,085	240	4.5	13	120
Kelvin Taylor	2015	1,035	259	4.0	14	50
Neal Anderson	1985	1,034	238	4.0	11	

*Prior to 2002, bowl stats were not counted in season totals

Same Game 100-yard Rushing Performances

2022 vs. South Carolina, Trevor Etienne (100) and Montrell Johnson Jr. (161)

- 2021 vs. Florida Atlantic, Malik Davis (104) and Anthony Richardson (160)
- 2018 vs. South Carolina, Lamical Perine (107) and Jordan Scarlett (159)
- 2018 vs. Vanderbilt, Lamical Perine (121) and Jordan Scarlett (113)
- 2016 vs. Missouri, Lamical Perine (106) and Jordan Scarlett (101)
- 2014 vs. Georgia, Kelvin Taylor (197) and Matt Jones (192)
- 2011 vs. Kentucky, Jeff Demps (157) and Chris Rainey (105)
- 2008 vs. Oklahoma, Percy Harvin (122) and Tim Tebow (109)
- 2008 vs. The Citadel, Chris Rainey (142) and Emmanuel Moody (116)
- 2008 vs. Arkansas, Chris Rainey (103) and Jeff Demps (103)
- 1997 vs. Central Michigan, Bo Carroll (159) and Fred Taylor (106)
- 1996 vs. LSU, Elijah Williams (109) and Fred Taylor (107)
- 1996 vs. Auburn, Elijah Williams (116) and Fred Taylor (110)
- 1984 vs. Cincinnati, James Massey (120), John L. Williams (111) and Neal Anderson (105)
- 1984 vs. Tennessee, Neal Anderson (178) and John L. Williams (100)
- 1983 vs. East Carolina, John L. Williams (119) and Neal Anderson (118)
- 1982 vs. Florida State, Lorenzo Hampton (138) and Neal Anderson (103)
- 1982 vs. West Texas State, John L. Williams (179) and Lorenzo Hampton (116)

*1996 vs. LSU and Auburn marks the only time multiple players have rushed for 100 Yds in consecutive games

100-YARD RUSHING GAMES

316—Emmitt Smith vs New Mexico, 1989 (31)
 224—Emmitt Smith vs Alabama, 1987 (39)
 218—Red Bethea vs Chicago, 1930
 210—Ciatrick Fason vs Kentucky, 2004 (31)
 204—Jimmy DuBose vs Florida State, 1975 (22)
 202—Emmitt Smith vs Vanderbilt, 1989 (25)
 199—Chuck Hunsinger vs Furman, 1949
 197—Kelvin Taylor vs Georgia, 2014 (25)
 197—Neal Anderson vs Kentucky, 1982 (33)
 196—Errict Rhett vs Auburn, 1993 (22)
 193—Errict Rhett vs Kentucky, 1992 (33)
 192—Matt Jones vs Georgia, 2014 (25)
 190—Ciatrick Fason vs South Carolina, 2003 (20)
 184—Emmitt Smith vs LSU, 1987 (32)
 183—Errict Rhett vs Georgia, 1993 (41)
 182—Earnest Graham vs UAB, 2002 (18)
 182—Emmitt Smith vs Memphis State, 1989 (24)
 180—Jimmy DuBose vs Vanderbilt, 1975 (13)
 179—John L. Williams vs W. Texas St, 1982 (19)
 178—Neal Anderson vs Tennessee, 1984 (23)
 178—Tony Green vs Maryland, 1974 (11)
 177—Jeff Driskel vs Vanderbilt, 2012 (11)
 177—Bobby Forbes vs Jax NAS, 1944
 175—Emmitt Smith vs Temple, 1987 (23)
 174—Chuck Hunsinger vs Georgia, 1949 (18)
 173—Emmitt Smith vs Mississippi State, 1987 (20)
 170—Ciatrick Fason vs Vanderbilt, 2004 (26)
 170—Fred Taylor vs South Carolina, 1997 (24)
 170—Errict Rhett vs Alabama, 1991 (23)
 169—Percy Harvin vs Florida State, 2007 (16)
 169—Earnest Graham vs Auburn (SECCG), 2000 (19)
 167—Matt Jones vs Kentucky, 2013 (28)
 167—Percy Harvin vs South Carolina, 2008 (8)
 166—Tim Tebow vs Ole Miss, 2007 (27)
 165—Percy Harvin vs Michigan (Bowl), 2008 (13)
 165—Neal Anderson vs Indiana State, 1983 (26)
 164—Emmitt Smith vs Mississippi State, 1988 (13)
 162—Fred Taylor vs Florida State, 1997 (22)
161—Montrell Johnson Jr. vs South Carolina, 2022 (24)
 160—Anthony Richardson vs FAU, 2021 (7)
 160—Neal Anderson vs Tennessee, 1985 (29)
 159—Jordan Scarlett vs South Carolina 2018 (18)
 159—Bo Carroll vs Central Michigan, 1997 (7)
 158—Jeff Demps vs Vanderbilt, 2011 (23)
 158—Earnest Graham vs Western Michigan, 1999 (19)
 157—Jeff Demps vs Kentucky, 2011 (10)
 157—Neal Anderson vs Tulane, 1984 (15)
 156—Matt Jones vs Kentucky, 2014 (29)
 154—Errict Rhett vs Kentucky, 1991 (26)
 154—Jimmy DuBose vs Mississippi State, 1975 (20)
 153—Emmitt Smith vs Florida State, 1989 (30)
 153—John L. Williams vs Virginia Tech, 1985 (27)
 149—Neal Anderson vs LSU, 1983 (15)
 149—Jimmy DuBose vs Auburn, 1975 (27)
 148—Mike Gillislee vs Bowling Green, 2012 (24)
 148—Emmitt Smith vs Montana State, 1988 (19)
 147—Errict Rhett vs Tennessee, 1993 (30)
 146—James Jones vs Vanderbilt, 1982 (26)
 146—Nat Moore vs Kentucky, 1972 (23)
 144—Emory Jones vs Tennessee, 2021 (15)
 144—Mike Gillislee vs LSU, 2012 (34)
 143—Ciatrick Fason vs Mississippi State, 2004 (16)
 143—Elijah Williams vs Georgia, 1995 (15)
 143—Errict Rhett vs Mississippi State, 1990 (25)

143—Jimmy DuBose vs Auburn, 1974 (25)
 142—Chris Rainey vs The Citadel, 2008 (7)
 142—Errict Rhett vs Mississippi State, 1991 (27)
 142—Errict Rhett vs Auburn, 1990 (15)
 142—Nat Moore vs Ole Miss, 1972 (16)
 142—Larry Smith vs North Carolina, 1968 (24)
 141—Jimmy DuBose vs Duke, 1975 (26)
 140—Mike Gillislee vs Florida State, 2012 (24)
 140—Fred Taylor vs Auburn, 1997 (34)
 140—Fred Taylor vs Vanderbilt, 1994 (16)
 139—Jeff Demps vs USF, 2010 (11)
 139—Ciatrick Fason vs Georgia, 2004 (17)
 139—Fred Taylor vs South Carolina, 1996 (21)
 138—Lamical Perine, vs Virginia 2019 (13)
 138—Terry Jackson vs Kentucky, 1995 (18)
 138—Lorenzo Hampton vs Florida State, 1982 (23)
 136—Kelvin Taylor vs Florida State, 2015 (24)
 136—Fred Taylor vs LSU, 1994 (16)
 136—Errict Rhett vs Kentucky, 1993 (21)
 135—Terry Jackson vs Alabama, 1998 (25)
 134—Jordan Scarlett vs South Carolina, 2016 (20)
 134—Fred Taylor vs Tennessee, 1997 (17)
 134—Neal Anderson vs Kentucky, 1985 (31)
 134—Neal Anderson vs Mississippi State, 1985 (23)
 132—Chris Rainey vs South Carolina, 2011 (17)
 132—Emmitt Smith vs LSU, 1988 (27)
 132—Tony Green vs Utah, 1977 (10)
 131—Earnest Graham vs Georgia, 2001 (23)
 131—Vince Kendrick vs North Carolina, 1972 (19)
 130—Lamical Perine vs Auburn, 2019 (14)
 130—Emmitt Smith vs Cal State Fullerton, 1987 (22)
129—Trevor Etienne vs Florida State, 2022 (17)
 129—Lamical Perine vs Florida State, 2018 (13)
 129—Jeff Demps vs LSU, 2008 (10)
 129—Tony Green vs Tennessee, 1977 (18)
 128—Earnest Graham vs Kentucky, 2000 (14)
 128—Elijah Williams vs Vanderbilt, 1995 (9)
 127—Terry Jackson vs The Citadel, 1998 (10)
 127—Emmitt Smith vs Kentucky, 1989 (29)
 127—Tommy Durrance vs Mississippi State, 1969 (21)
 126—Fred Taylor vs Kentucky, 1997 (14)
 126—Elijah Williams vs South Carolina, 1995 (14)
 126—Michael Rich vs Georgia, 1970 (21)
 125—Earnest Graham vs Vanderbilt, 2002 (24)
 124—Malik Davis vs Vanderbilt, 2017 (17)
 124—Earnest Graham vs Vanderbilt, 1999 (16)
 124—Errict Rhett vs Georgia, 1991 (25)
 124—Tony Green vs Tennessee, 1976 (17)
 124—Willie Wilder vs Mississippi State, 1976 (7)
 123—Tim Tebow vs Kentucky, 2009 (16)
 123—Neal Anderson vs LSU, 1985 (22)
 122—Mike Gillislee vs Jacksonville State, 2012 (20)
 122—Percy Harvin vs Oklahoma, 2008 (9)
 122—Errict Rhett vs Mississippi State, 1993 (19)
 121—Lamical Perine vs Vanderbilt, 2018 (23)
 121—Kelvin Taylor vs Georgia, 2015 (25)
 121—Tim Tebow vs South Carolina, 2007 (26)
 121—Tom Christian vs Mississippi State, 1968 (9)
 120—Earnest Graham vs Michigan, 2002 (22)
 120—Robert Gillespie vs LSU, 2000 (19)
 120—Errict Rhett vs South Carolina, 1993 (29)
 120—Errict Rhett vs Southern Miss, 1992 (21)
 120—James Massey vs Cincinnati, 1984 (18)
 120—Malcolm Hammack vs Georgia Tech, 1954 (14)
 119—Chris Rainey vs UAB, 2011 (16)

119—Terry Jackson vs Tennessee, 1995 (17)
 119—John L. Williams vs East Carolina, 1983 (17)
 119—Vince Kendrick vs Auburn, 1973 (23)
 118—Neal Anderson vs East Carolina, 1983 (23)
 117—Terry Jackson vs NE Louisiana, 1998 (16)
 117—Emmitt Smith vs LSU, 1989 (29)
 117—Emmitt Smith vs Ole Miss, 1989 (26)
 117—Tommy Durrance vs Miami, 1969 (21)
 116—Emmanuel Moody vs The Citadel, 2008 (13)
 116—Terry Jackson vs Kentucky, 1998 (22)
 116—Elijah Williams vs Auburn, 1996 (16)
 116—Eugene McCaslin vs Georgia Southern, 1996 (8)
 116—Lorenzo Hampton vs W. Texas St, 1982 (13)
 115—Anthony Richardson vs USF, 2021 (4)
 115—Mike Gillislee vs Tennessee, 2012 (18)
 115—Elijah Williams vs Florida State, 1994 (13)
 115—Larry Smith vs Tulane, 1968 (23)
 115—Larry Smith vs Tulane, 1967 (23)
 115—Larry Smith vs N.C. State, 1966 (26)
 114—Matt Jones vs Tennessee, 2014 (23)
 113—Jordan Scarlett vs Vanderbilt, 2018 (16)
 113—Percy Harvin vs Vanderbilt, 2007 (11)
 113—Bo Carroll vs Georgia, 1999 (13)
 113—Emmitt Smith vs Kentucky, 1988 (28)
 113—Vince Kendrick vs Mississippi State, 1972 (12)
 112—Mack Brown vs Toledo, 2013 (25)
 112—Robert Gillespie vs Ball State, 2000 (17)
 112—Emmitt Smith vs Kentucky, 1987 (24)
 111—Treon Harris vs South Carolina (20)
 111—Fred Taylor vs Auburn, 1995 (17)
 111—Errict Rhett vs Kentucky, 1990 (18)
 111—John L. Williams vs Cincinnati, 1984 (12)
 111—James Jones vs Kentucky, 1980 (22)
 110—Trey Burton vs Georgia, 2010 (17)
 110—Fred Taylor vs Auburn, 1996 (14)
 110—John L. Williams vs Kentucky, 1984 (18)
 109—Anthony Richardson vs LSU, 2022 (9)
 109—Adam Lane vs East Carolina, 2014 (16)
 109—Tim Tebow vs Oklahoma, 2008 (22)
 109—DeShawn Wynn vs Georgia, 2005 (19)
 109—Elijah Williams vs LSU, 1996 (13)
 109—Errict Rhett vs Florida State, 1991 (24)
 109—Emmitt Smith vs Indiana State, 1988 (21)
 109—Emmitt Smith vs Ole Miss, 1988 (20)
 109—Emmitt Smith vs Tulsa, 1987 (10)
 109—Lorenzo Hampton vs Mississippi State, 1982 (12)
 109—Jimmy DuBose vs N.C. State, 1975 (17)
 109—Nat Moore vs Florida State, 1973 (15)
 109—Larry Smith vs Air Force, 1968 (25)
 109—Larry Rentz vs Tulane, 1967 (13)
 108—Jordan Scarlett vs LSU, 2016 (22)
 108—Chris Rainey vs Tennessee (21)
 108—Tim Tebow vs Troy, 2007 (17)
 108—Ran Carthon vs Ole Miss, 2003 (15)
 108—Robert Gillespie vs LSU, 1999 (21)
 108—Robert Gillespie vs Kentucky, 1999 (12)
 108—Errict Rhett vs Arkansas State, 1993 (16)
 108—Neal Anderson vs Auburn, 1984 (15)
 108—Calvin Davis vs Georgia Tech, 1978 (20)
 108—Terry LeCount vs Georgia, 1977 (16)
 108—Nat Moore vs Alabama, 1972 (11)
 108—Rick Casares vs Loyola, 1951 (12)
 107—Lamical Perine vs South Carolina, 2018 (16)
 107—Fred Taylor vs LSU, 1996 (16)
 107—James Jones vs Auburn, 1982 (16)
 106—Anthony Richardson vs Utah, 2022 (11)

106—Lamical Perine vs Missouri, 2016 (11)
 106—Jeff Demps vs Florida State, 2009 (7)
 106—Fred Taylor vs Central Michigan, 1997 (9)
 106—Errict Rhett vs Auburn, 1991 (26)
 106—Emmitt Smith vs Georgia, 1989 (22)
 106—Tony Green vs Kentucky, 1974 (9)
105—Montrell Johnson Jr. vs USF, 2022 (6)
 105—Lamical Perine vs Kentucky, 2016 (17)
 105—Kelvin Taylor vs South Carolina, 2015 (20)
 105—Kelvin Taylor vs Florida Atlantic, 2015 (26)
 105—Chris Rainey vs Kentucky, 2011 (15)
 105—Jeff Demps vs Florida Atlantic, 2011 (12)
 105—Percy Harvin vs Arkansas, 2006 (6)
 105—Ciatrick Fason vs Eastern Michigan, 2004 (16)
 105—Earnest Graham vs South Carolina, 1999 (24)
 105—Willie McClendon vs Akron, 1990 (18)
 105—Errict Rhett vs LSU, 1990 (15)
 105—Neal Anderson vs Cincinnati, 1984 (16)
 105—Larry Smith vs Vanderbilt, 1967 (23)
 104—Malik Davis vs Florida Atlantic, 2021 (14)
 104—DeShawn Wynn vs Kentucky, 2006 (14)
 104—DeShawn Wynn vs Tennessee, 2006 (22)
 104—Bo Carroll vs Auburn, 1999 (11)
 104—Errict Rhett vs Vanderbilt, 1992 (22)
 104—John L. Williams vs Mississippi State, 1983 (4)
 104—Derald Williams vs Tulsa, 1979 (17)
 103—Jeff Demps vs Arkansas, 2008 (7)
 103—Chris Rainey vs Arkansas, 2008 (10)
 103—Ciatrick Fason vs Florida State, 2004 (24)
 103—Fred Taylor vs Arkansas, 1997 (13)
 103—John L. Williams vs Vanderbilt, 1983 (17)
 103—Neal Anderson vs Florida State, 1982 (13)
 103—Neal Anderson vs Tulane, 1982 (24)
 103—James Fisher vs Miami, 1976 (15)
 103—Nat Moore vs Miami, 1972 (18)
 103—Rick Casares vs Auburn, 1951 (15)
 102—Kelvin Taylor vs Tennessee, 2015 (19)
 102—Tim Tebow vs FIU, 2009 (7)
 102—Earnest Graham vs Kentucky, 2002 (32)
 102—Eugene McCaslin vs Vanderbilt, 1998 (14)
 102—Octavius Gould vs Rutgers, 1986 (28)
 102—Willie Wilder vs Georgia, 1976 (13)
 102—Larry Smith vs Auburn, 1966 (22)
 101—Jordan Scarlett vs Kentucky, 2016 (12)
 101—DeShawn Wynn vs Louisiana Tech, 2005 (16)
 101—Fred Taylor vs Southern Miss, 1997 (19)
100—Trevor Etienne vs South Carolina, 2022 (8)
100—Montrell Johnson Jr. vs Texas A&M, 2022 (22)
 100—Percy Harvin vs Georgia, 2007 (10)
 100—DeShawn Wynn vs Miami, 2003 (8)
 100—Emmitt Smith vs Louisiana Tech, 1989 (20)
 100—Emmitt Smith vs Florida State, 1987 (20)
 100—John L. Williams vs Tennessee, 1984 (13)

PASSING RECORDS**Attempts****Career**

1,458—Chris Leak, 2003-06
 1,202—Shane Matthews, 1989-92
 1,170—Danny Wuerffel, 1993-96
 1,128—John Reaves, 1969-71
 1,110—Rex Grossman, 2000-02
 995—Tim Tebow, 2006-09
 991—Wayne Peace, 1980-83
 949—Kerwin Bell, 1984-87
 907—Doug Johnson, 1996-99
 813—Kyle Trask, 2016-20

Season

503—Rex Grossman, 2002
 463—Shane Matthews, 1992
 437—Kyle Trask, 2020
 399—Chris Leak, 2004
 396—John Reaves, 1969
 395—Rex Grossman, 2001
 378—Shane Matthews, 1990
 376—John Reaves, 1970
 374—Chris Leak, 2005
 365—Chris Leak, 2006
 361—Shane Matthews, 1991

Game

66—John Reaves vs Aub, 1969
 57—Doug Johnson vs LSU, 1997
 54—Larry Ochab vs Florida State, 1979
 53—John Reaves vs Tulane, 1969
 52—John Reaves vs N.C. State, 1970
 52—John Reaves vs Tenn, 1970
 51—Rex Grossman vs Tenn, 2001
 50—Danny Wuerffel vs Aub, 1993
 50—John Reaves vs Miami, 1971
 49—Kyle Trask vs Tenn, 2020
 49—Shane Matthews vs Ala, 1992
 49—Kerwin Bell vs UGA, 1985
 49—Steve Spurrier vs Miami, 1966

Completions**Career**

895—Chris Leak, 2003-06
 722—Shane Matthews, 1989-92
 708—Danny Wuerffel, 1993-96
 677—Rex Grossman, 2000-02
 661—Tim Tebow, 2006-09
 610—Wayne Peace, 1980-83
 603—John Reaves, 1969-71
 552—Kyle Trask, 2016-20
 549—Kerwin Bell, 1984-87
 504—Doug Johnson, 1996-99

Season

301—Kyle Trask, 2020
 287—Rex Grossman, 2002
 275—Shane Matthews, 1992
 259—Rex Grossman, 2001
 238—Chris Leak, 2004
 237—Kyle Trask, 2019
 235—Chris Leak, 2005
 234—Tim Tebow, 2007
 232—Chris Leak, 2006
 229—Shane Matthews, 1990
 224—Emory Jones, 2021
 222—John Reaves, 1969

Game

36—Rex Grossman vs Georgia, 2002
 35—Kyle Trask vs Tennessee, 2020
 33—Rex Grossman vs Tennessee, 2001
 33—Kerwin Bell vs Georgia, 1985
 33—John Reaves vs Miami, 1971
 33—John Reaves vs Auburn, 1969
 32—Chris Leak vs Vanderbilt, 2005
 32—Doug Johnson vs LSU, 1997
 32—Shane Matthews vs Louisville, 1992
 31—Jeff Driskel vs Eastern Michigan, 2014
 31—Tim Tebow vs Cincinnati, 2009

Yards**Career**

11,213—Chris Leak, 2003-06
 10,875—Danny Wuerffel, 1993-96
 9,287—Shane Matthews, 1989-92
 9,285—Tim Tebow, 2006-09
 9,164—Rex Grossman, 2000-02
 7,585—Kerwin Bell, 1984-87
 7,549—John Reaves, 1969-71
 7,386—Kyle Trask, 2016-20
 7,206—Wayne Peace, 1980-83
 7,114—Doug Johnson, 1996-99

Season

4,283—Kyle Trask, 2020
 3,896—Rex Grossman, 2001
 3,625—Danny Wuerffel, 1996
 3,402—Rex Grossman, 2002
 3,286—Tim Tebow, 2007
 3,266—Danny Wuerffel, 1995
 3,205—Shane Matthews, 1992
 3,197—Chris Leak, 2004
 3,130—Shane Matthews, 1991
 2,952—Shane Matthews, 1990
 2,942—Chris Leak, 2006
By a Senior: 3,625—Danny Wuerffel, 1996
By a Junior: 3,402—Rex Grossman, 2002
By a Sophomore: 3,896—Rex Grossman, 2001
By a Freshman: 2,435—Chris Leak, 2003

Game

482—Tim Tebow vs Cincinnati, 2009
 474—Kyle Trask vs Georgia, 2020
 474—Kyle Trask vs LSU, 2020
 464—Emory Jones vs Samford, 2021
 464—Rex Grossman vs LSU, 2001
 462—Danny Wuerffel vs Arkansas, 1996
 460—Doug Johnson vs Vanderbilt, 1998
 458—Eric Kresser vs Northern Illinois, 1995
 453—Anthony Richardson vs Tennessee, 2022
 449—Danny Wuerffel vs Mississippi State, 1993
 448—Terry Dean vs SW Louisiana, 1993
 443—Danny Wuerffel vs Florida State, 1995
 433—Kyle Trask vs Tennessee, 2020
 416—Kyle Trask vs Ole Miss, 2020
 408—Kyle Trask vs Alabama, 2020
 408—Kerwin Bell vs Georgia, 1985
 407—Rex Grossman vs Georgia, 2001
By a Senior: 482—Tim Tebow vs Cincinnati, 2009
By a Junior: 458—Eric Kresser vs Northern Illinois, 1995
By a Sophomore: 464—Rex Grossman vs LSU, 2001
By a Freshman: 449—Danny Wuerffel vs Mississippi State, 1993

Completion Percentage**Career**

(400 or more completions)
 67.9—Kyle Trask (552 of 813), 2016-20
 66.4—Tim Tebow (661 of 995), 2006-09
 61.6—Wayne Peace (610 of 991), 1980-83
 61.4—Chris Leak (895 of 1,458), 2003-06
 61.1—Rex Grossman (677 of 1,110), 2000-02
 60.5—Danny Wuerffel (708 of 1,170), 1993-96

Season

(Min. 150 completions)
 70.7—Wayne Peace (174 of 246), 1982
 (Min. 200 completions)
 68.9—Kyle Trask (301 of 437), 2020
 67.8—Tim Tebow (213 of 314), 2009
 66.9—Kyle Trask (237 of 354), 2019
 66.9—Tim Tebow (234 of 350), 2007
 65.6—Rex Grossman (259 of 395), 2001
 64.7—Emory Jones (224 of 346), 2021
 64.6—Danny Wuerffel (210 of 325), 1995
 63.6—Chris Leak, (232 of 365) 2006
 62.8—Chris Leak (235 of 374), 2005
 60.8—John Brantley (200 of 329), 2010
 60.6—Shane Matthews (229 of 378), 1990

Game

(Min. 15 attempts)
 93.8—Danny Wuerffel (15 of 16) vs Georgia Southern, 1996
 92.6—Feleipe Franks (25 of 27) vs UT Martin, 2019
 90.0—Kyle Trask (18 of 20) vs Towson, 2019
 88.9—Will Grier (16 of 18) vs New Mexico State, 2015
 88.6—Tim Tebow (31 of 35) vs Cincinnati, 2010
 88.2—Wayne Peace (15 of 17) vs W. Texas St, 1982
 (Min. 20 attempts)
 92.6—Feleipe Franks (25 of 27) vs UT Martin, 2019
 88.6—Tim Tebow (31 of 35) vs Cincinnati, 2010
 82.8—Will Grier (24 of 29) vs Ole Miss, 2015
 81.5—Tim Tebow (22 of 27) vs Vanderbilt, 2007
 (Min. 25 attempts)
 92.6—Feleipe Franks (25 of 27) vs UT Martin, 2019
 88.6—Tim Tebow (31 of 35) vs Cincinnati, 2010
 82.8—Will Grier (24 of 29) vs Ole Miss, 2015
 80.0—Skyler Mornhingweg (20 of 25) vs Florida State, 2013
 (Min. 30 attempts)
 88.6—Tim Tebow (31 of 35) vs Cincinnati, 2010
 82.4—Emory Jones (28 of 34) vs Samford, 2021
 79.3—Kyle Trask (23 of 29) vs Arkansas, 2020
 78.3—Rex Grossman (36 of 46) vs Georgia, 2002

Touchdowns**Career**

114—Danny Wuerffel, 1993-96
 88—Tim Tebow, 2006-09
 88—Chris Leak, 2003-06
 77—Rex Grossman, 2000-02
 74—Shane Matthews, 1989-92
 69—Kyle Trask, 2016-20
 62—Doug Johnson, 1996-99
 56—Kerwin Bell, 1984-87
 54—John Reaves, 1969-71
 39—Terry Dean, 1991-94

Season

43—Kyle Trask, 2020
 39—Danny Wuerffel, 1996
 35—Danny Wuerffel, 1995
 34—Rex Grossman, 2001
 32—Tim Tebow, 2007
 30—Tim Tebow, 2008
 29—Chris Leak, 2004
 28—Shane Matthews, 1991
 25—Kyle Trask, 2019
 24—Feleipe Franks, 2018
 24—John Reaves, 1969
By a Senior: 39—Danny Wuerffel, 1996
By a Junior: 35—Danny Wuerffel, 1995
By a Sophomore: 34—Rex Grossman, 2001
By a Freshman: 22—Danny Wuerffel, 1993

Game

7—Emory Jones vs Samford, 2021
 (Tied for SEC Record)
 7—Doug Johnson vs Central Michigan, 1997
 (Tied for SEC Record)
 7—Terry Dean vs New Mexico State, 1994
 (Tied for SEC Record)
 6—Kyle Trask vs Ole Miss, 2020
 6—Kyle Trask vs Arkansas, 2020
 6—Chris Leak vs South Carolina, 2004
 6—Danny Wuerffel vs Alabama, 1996
 6—Danny Wuerffel vs Tennessee, 1995
 6—Eric Kresser vs Northern Illinois, 1995
 6—Terry Dean vs SW Louisiana, 1993
 5—12 times, last: Feleipe Franks vs Charleston Southern, 2018

Efficiency**Career**

(Min. of 500 completions)
 170.8—Tim Tebow, 2006-09
 168.5—Kyle Trask, 2016-20
 163.6—Danny Wuerffel, 1993-96
 146.8—Rex Grossman, 2000-02
 140.1—Chris Leak, 2003-06
 137.6—Shane Matthews, 1989-92

Season

180.02—Kyle Trask, 2020
 178.4—Danny Wuerffel, 1995
 172.5—Tim Tebow, 2007
 172.4—Tim Tebow, 2008
 170.8—Rex Grossman, 2001
 170.6—Danny Wuerffel, 1996
 164.2—Tim Tebow, 2009
 161.8—Rex Grossman, 2000
 159.4—Kerwin Bell, 1985
 156.1—Kyle Trask, 2019
 155.7—Terry Dean, 1994

Game

(Min. of 10 completions)
 289.3—Wayne Peace vs W Texas St, 1982
 287.2—Danny Wuerffel vs Georgia, 1995
 282.9—Tim Tebow vs Western Kentucky, 2007
 275.2—Danny Wuerffel vs Georgia Southern, 1996
 255.2—Emory Jones vs Samford, 2021
 254.3—Danny Wuerffel vs South Carolina, 1995
 254.1—Danny Wuerffel vs LSU, 1993
 (Min. of 20 completions)
 250.7—Kyle Trask vs Arkansas, 2020
 235.9—Rex Grossman vs LSU, 2001
 235.3—Kyle Trask vs Missouri, 2020
 232.5—Tim Tebow vs Cincinnati, 2009
 230.7—Rex Grossman vs Mississippi State, 2001
 222.2—Danny Wuerffel vs South Carolina, 1994

Interceptions

Career

- 59—John Reeves, 1969-71
- 46—Shane Matthews, 1989-92
- 42—Chris Leak, 2003-06
- 42—Danny Wuerffel, 1993-96
- 40—Wayne Peace, 1980-83
- 36—Rex Grossman, 2000-02
- 36—Doug Johnson, 1996-99
- 35—Kerwin Bell, 1984-87
- 31—Steve Spurrier, 1964-66

Season

- 21—John Reeves, 1971
- 19—John Reeves, 1970
- 19—John Reeves, 1969
- 18—Shane Matthews, 1991
- 17—Rex Grossman, 2002
- 16—Shane Matthews, 1992

Game

- 9—John Reeves vs Auburn, 1969 (*NCAA Record*)
- 5—Shane Matthews vs Mississippi State, 1992

Consecutive Passes

Without An Interception

- 203—Tim Tebow, 2007-08
- 182—Kyle Trask, 2020
- 157—John Brantley, 2008-10
- 151—Feleipe Franks, 2018-2019
- 148—Tim Tebow, 2009
- 137—Anthony Richardson, 2022**
- 121—Danny Wuerffel, 1995-96
- 118—John Brantley, 2011
- 118—Rex Grossman, 2002
- 117—Chris Leak, 2005
- 117—Wayne Peace, 1981

Lowest Interception Percentage

Career

(Min. 500 attempts)

- 1.61—Tim Tebow, 2006-2009
- 1.86—Kyle Trask, 2016-20
- 2.73—Feleipe Franks, 2016-19
- 2.79—John Brantley, 2007-11
- 2.88—Chris Leak, 2003-06
- 3.24—Rex Grossman, 2000-02
- 3.59—Danny Wuerffel, 1993-96

Consecutive Passes Completed

- 18—Kyle Trask (3 vs Tennessee, 15 vs Towson), 2019
- 17—Chris Leak (17 vs Wyoming), 2005
- 16—Steve Spurrier (9 vs Florida State, 7 vs N.C. State), 1966
- 14—Terry Dean (11 vs Arkansas State, 3 vs Kentucky), 1993

Longest Passing Plays (Touchdowns)

- 99—Derrick Gaffney from Cris Collinsworth vs Rice, 1977 (*Tied for NCAA Record*)
- 98—Tyrie Cleveland from Austin Appleby vs LSU, 2016
- 96—Jacques Green from Eric Kresser vs Northern Illinois, 1995
- 96—Ricky Nattiel from Kerwin Bell vs Georgia, 1984
- 93—Stacey Simmons from Kyle Morris vs Montana State, 1988
- 87—Reidel Anthony from Eric Kresser vs Southern Miss, 1994
- 86—Ahmad Fulwood from Treon Harris vs East Carolina, 2014
- 85—Mark Thompson from Austin Appleby vs Iowa, 2016
- 85—Wes Chandler from Terry LeCount vs LSU, 1977

- 85—Jacques Green from Danny Wuerffel vs Alabama, 1996
- 84—Tony Lomack from Kyle Morris vs Louisiana Tech, 1989
- 83—Chris Rainey from John Brantley vs Tennessee, 2011
- 83—Ricky Nattiel from Kerwin Bell vs Ole Miss, 1985
- 82—Frankie Neal from Kerwin Bell vs Florida State, 1985
- 81—Chad Jackson from Chris Leak, vs Tennessee, 2004
- 81—Jim Yancey from John Reeves vs Florida State, 1970
- 80—Andre Debose from John Brantley vs Furman, 2011
- 80—Riley Cooper from Tim Tebow vs Cincinnati, 2009
- 80—Chad Jackson from Chris Leak vs Louisiana Tech, 2005
- 80—Jabar Gaffney from Rex Grossman vs Auburn, 2001
- 80—Ray Brown from Richard Allen vs Tennessee, 1954

300-Yard Passing Games

Season

- 10—Rex Grossman, 2001
- 9—Kyle Trask, 2020
- 6—Rex Grossman, 2002
- 5—Shane Matthews, 1992
- 5—Shane Matthews, 1991
- 5—Shane Matthews, 1990
- 4—Kyle Trask, 2019
- 4—Chris Leak, 2004
- 4—Danny Wuerffel, 1996
- 4—Danny Wuerffel, 1995
- 4—John Reeves, 1969

Consecutive 300-Yard Passing Games

- 9—Rex Grossman, 2001
- 5—Kyle Trask, 2020
- 3—Shane Matthews, 1992
- 3—Shane Matthews, 1990

200-Yard Passing Games

Career

- 33—Chris Leak, 2003-06
- 31—Danny Wuerffel, 1993-96
- 30—Shane Matthews, 1989-92
- 26—Rex Grossman, 2000-02
- 25—Tim Tebow, 2006-2009
- 23—John Reeves, 1969-71
- 20—Kyle Trask, 2016-20
- 20—Doug Johnson, 1996-99
- 14—Kerwin Bell, 1984-87
- 14—Wayne Peace, 1980-83

Season

- 11—Kyle Trask, 2020
- 11—Tim Tebow, 2007
- 11—Rex Grossman, 2001
- 11—Danny Wuerffel, 1996
- 11—Shane Matthews, 1991
- 10—Chris Leak, 2004
- 10—Rex Grossman, 2002
- 10—Danny Wuerffel, 1995
- 10—Shane Matthews, 1992
- 10—John Reeves, 1970
- 9—Doug Johnson, 1999
- 9—Shane Matthews, 1990
- 9—Kyle Trask, 2019

Consecutive 200-Yard Passing Games

- 19—Kyle Trask (last eight games of 2019, first 11 games of 2020)
- 17—Shane Matthews (last five games of 1990, all 11 games in 1991 and Kentucky in 1992)
- 13—Rex Grossman, 2000-02 (last game of 2000, all 11 games of 2001 and first game of 2002)

300-YARD PASSING GAMES

- 482—Tim Tebow vs Cincinnati, 2010 (31-35, 3 TDs)
- 474—Kyle Trask vs Georgia, 2020 (30-43-1, 4)
- 474—Kyle Trask vs LSU, 2020 (29-47-2, 2)
- 464—Emory Jones vs Samford, 2021 (28-34-0, 6)
- 464—Rex Grossman vs LSU, 2001 (22-32, 5)
- 462—Danny Wuerffel vs Arkansas, 1996 (23-39, 4)
- 460—Doug Johnson vs Vanderbilt, 1998 (24-39, 4)
- 458—Eric Kresser vs Northern Illinois, 1995 (26-42, 6)
- 453—Anthony Richardson vs Tennessee, 2022 (24-44, 2)
- 449—Danny Wuerffel vs Mississippi State, 1993 (27-41, 3)
- 448—Terry Dean vs SW Louisiana, 1993 (26-38, 6)
- 443—Danny Wuerffel vs Florida State, 1995 (25-40, 4)
- 416—Kyle Trask vs Ole Miss, 2020 (30-42, 6)
- 408—Kyle Trask vs Alabama, 2020 (26-40, 3)
- 408—Kerwin Bell vs Georgia, 1985 (33-49, 0)
- 407—Rex Grossman vs Georgia, 2001 (27-35, 2)
- 401—Danny Wuerffel vs Alabama, 1996 (20-35, 6)
- 400—Anthony Richardson vs Vanderbilt, 2022 (25-42, 3)
- 393—Rex Grossman vs Mississippi State, 2001 (22-31, 5)
- 386—Danny Wuerffel vs Auburn, 1993 (25-50, 3)
- 383—Kyle Trask vs Vanderbilt, 2020 (26-35, 3)
- 381—Danny Wuerffel vs Tennessee, 1995 (29-39, 6)
- 380—Danny Wuerffel vs Auburn, 1995 (20-34, 4)
- 375—Rex Grossman vs Kentucky, 2002 (28-43, 2)
- 375—Rex Grossman vs Marshall, 2001 (20-30, 3)
- 369—John Reeves vs Auburn, 1969 (33-66)
- 364—Rex Grossman vs Auburn, 2001 (25-42, 2)
- 363—Kyle Trask vs Vanderbilt, 2019 (25-37, 3)
- 362—Rex Grossman vs Tennessee, 2001 (33-51, 2)
- 362—Danny Wuerffel vs Florida State, 1996 (23-48, 3)
- 362—Shane Matthews vs Kentucky, 1991 (26-39, 3)
- 360—Doug Johnson vs South Carolina, 1998 (23-42, 4)
- 357—Danny Wuerffel vs South Carolina, 1994 (20-32, 4)
- 356—Kyle Trask vs Arkansas, 2020 (23-29, 6)
- 352—Chris Leak vs UCF, 2006 (19-29, 4)
- 351—Shane Matthews vs Mississippi State, 1990 (27-42, 3)
- 351—Shane Matthews vs Florida State, 1990 (29-48, 2)
- 348—John Reeves vs Miami, 1971 (33-50)
- 347—Shane Matthews vs Syracuse, 1991 (27-43, 3)
- 346—Doug Johnson vs LSU, 1997 (32-57, 0)
- 346—Danny Wuerffel vs Auburn, 1996 (17-30, 3)
- 346—John Reeves vs Miami, 1969 (30-43)
- 345—Kyle Trask vs Missouri, 2020 (21-36-1, 4)
- 344—Shane Matthews vs Georgia, 1990 (26-39, 3)
- 343—Kyle Trask vs Florida State, 2019 (30-41, 3)
- 343—Doug Johnson vs Tennessee, 1999 (21-44, 2)
- 343—Shane Matthews vs Vanderbilt, 1992 (28-43, 3)
- 343—Kerwin Bell vs Florida State, 1985 (17-22, 3)
- 342—John Reeves vs Houston, 1969 (18-30)
- 340—Shane Matthews vs Kentucky, 1992 (28-47, 4)
- 339—Rex Grossman vs Georgia, 2002 (36-46, 2)
- 338—Tim Tebow vs Florida Atlantic, 2007 (25-34, 3)
- 337—Rex Grossman vs UAB, 2002 (16-26, 2)
- 336—Shane Matthews vs Northern Illinois, 1991 (21-34, 2)
- 336—Wayne Peace vs Auburn, 1983 (29-41, 2)
- 334—Rex Grossman vs Vanderbilt, 2000 (21-34, 2)
- 333—Danny Wuerffel vs South Carolina, 1993 (25-37, 2)
- 332—Shane Matthews vs Oklahoma State, 1990 (20-29, 1)

- 331—Rex Grossman vs UL-Monroe, 2001 (23-34, 3)
- 329—John Brantley vs Furman, 2011 (16-28, 4)
- 329—John Reeves vs Mississippi State, 1969 (24-33)
- 327—Jesse Palmer vs Ball State, 2000 (21-46, 3)
- 324—Rex Grossman vs Tennessee, 2002 (20-34, 3)
- 323—Rex Grossman vs Michigan, 2003 (21-41, 2)
- 322—Chris Leak vs Arkansas, 2004 (23-38, 3)
- 322—Shane Matthews vs Mississippi State, 1991 (22-35, 2)
- 320—Luke Del Rio vs Kentucky, 2016 (19-32, 4)
- 320—Chris Leak vs Wyoming, 2005 (26-34, 3)
- 319—Chris Leak vs Kentucky, 2005 (25-32, 4)
- 319—Chris Leak vs South Carolina, 2004 (18-31, 6)
- 319—Tim Tebow vs Ole Miss, 2008 (24-38, 1)
- 319—David Bowden vs North Carolina, 1972 (16-37)
- 317—Shane Matthews vs Louisville, 1992 (32-46, 3)
- 317—Shane Matthews vs Southern Miss, 1992 (22-39, 1)
- 316—Chris Leak vs Middle Tennessee State, 2004 (17-22, 3)
- 312—Kyle Trask vs Texas A&M, 2020 (23-32, 4)
- 310—Kyle Trask vs LSU, 2019 (23-39, 3)
- 310—Doug Johnson vs Auburn, 1999 (24-43, 1)
- 310—Doug Johnson vs Central Michigan, 1997 (18-27, 7)
- 309—Doug Johnson vs Alabama, 1999 (22-31, 4)
- 309—Eric Kresser vs Southern Miss, 1994 (14-21, 3)
- 307—Chris Leak vs Vanderbilt, 2004 (22-29, 2)
- 307—John Reeves vs Maryland, 1971 (23-34)
- 306—Rex Grossman vs Vanderbilt, 2001 (17-29, 3)
- 306—Danny Wuerffel vs Florida State, 1997 (18-34, 3)
- 305—Kyle Trask vs Virginia, 2019 (24-39, 1)
- 305—Tyler Murphy vs Vanderbilt, 2013 (30-46, 3)
- 304—Tim Tebow vs South Carolina, 2007 (22-32, 2)
- 304—Danny Wuerffel vs South Carolina, 1995 (19-24, 5)
- 304—Danny Wuerffel vs Florida State, 1994 (21-36, 3)
- 303—Rex Grossman vs Florida State, 2002 (24-47, 1)
- 303—Terry Dean vs Tennessee, 1994 (18-26, 2)
- 303—Shane Matthews vs Georgia, 1991 (22-32, 4)
- 303—Shane Matthews vs Kentucky, 1990 (20-37, 4)
- 302—Rex Grossman vs South Carolina, 2001 (21-33, 3)
- 302—Rex Grossman vs Kentucky, 2001 (22-36, 4)
- 302—Kerwin Bell vs Mississippi State, 1985 (15-25, 3)
- 301—Jesse Palmer vs The Citadel, 1998 (18-28, 4)
- 301—Shane Matthews vs Georgia, 1992 (28-45, 2)
- 300—Tim Tebow vs Western Kentucky, 2007 (13-17, 3)

Most Career 300-Yard Passing Games

Rex Grossman	17
Shane Matthews	15
Danny Wuerffel	14
Kyle Trask	13
Doug Johnson	7
Chris Leak	7
John Reeves	6
Tim Tebow	5
Kerwin Bell	3
Anthony Richardson	2
Terry Dean	2
Jesse Palmer	2
Eric Kresser	2
Emory Jones	1
John Brantley	1
Luke Del Rio	1
Wayne Peace	1
David Bowden	1

RECEIVING RECORDS**Receptions****Career**

185—Andre Caldwell, 2003-07
 172—Carlos Alvarez, 1969-71
 162—Willie Jackson, 1990-93
 153—Errict Rhett, 1990-93
 151—Dallas Baker, 2003-06
 149—Chris Doering, 1992-95
 143—Jack Jackson, 1992-94
 141—Reche Caldwell, 1999-2001
 138—Jabar Gaffney, 2000-01
 133—Percy Harvin, 2006-08
 133—Taylor Jacobs, 1999-2002

Season

88—Chad Jackson, 2005
 88—Carlos Alvarez, 1969
 72—Reidel Anthony, 1996
 71—Taylor Jacobs, 2002
 71—Jabar Gaffney, 2000
 70—Kadarius Toney, 2020
 70—Travis McGriff, 1998
 70—Chris Doering, 1995
 68—Aaron Hernandez, 2009
 67—Jabar Gaffney, 2001
 67—Darrell Jackson, 1999
By a Senior: 71—Taylor Jacobs, 2002
By a Junior: 88—Chad Jackson, 2005
By a Sophomore: 88—Carlos Alvarez, 1969
By a Freshman: 71—Jabar Gaffney, 2000

Game

15—Demarcus Robinson vs Kentucky, 2014
 15—Carlos Alvarez vs Miami, 1969
 13—Percy Harvin vs Ole Miss, 2008
 13—Andre Caldwell vs Florida Atlantic, 2007
 13—Travis McGriff vs South Carolina, 1998
 12—7x, last: Carlos Perez vs Georgia, 2002
 11—9x, last: Andre Caldwell vs South Carolina, 2007
 10—10x, last: Dallas Baker, vs Iowa, 2006
By a Senior: 13—Andre Caldwell vs Florida Atlantic, 2007
By a Junior: 13—Percy Harvin vs Ole Miss, 2008
By a Sophomore: 15—Carlos Alvarez vs Miami, 1969; Demarcus Robinson vs Kentucky, 2014
By a Freshman: 8—Jabar Gaffney vs Mississippi State, LSU, 2000 and Reidel Anthony vs Alabama, 1994

Yards**Career**

2,563—Carlos Alvarez, 1969-71
 2,375—Jabar Gaffney, 2000-01
 2,349—Andre Caldwell, 2003-07
 2,274—Reidel Anthony, 1994-96
 2,266—Jack Jackson, 1992-94
 2,236—Dallas Baker, 2003-06
 2,214—Ike Hilliard, 1994-96
 2,181—Jacquez Green, 1995-97
 2,172—Willie Jackson, 1990-93
 2,107—Chris Doering, 1992-95

Season

1,357—Travis McGriff, 1998
 1,329—Carlos Alvarez, 1969
 1,293—Reidel Anthony, 1996
 1,191—Jabar Gaffney, 2001
 1,184—Jabar Gaffney, 2000
 1,156—Darrell Jackson, 1999
 1,088—Taylor Jacobs, 2002
 1,059—Reche Caldwell, 2001
 1,045—Chris Doering, 1995
 1,024—Jacquez Green, 1997
By a Senior: 1,357—Travis McGriff, 1998
By a Junior: 1,293—Reidel Anthony, 1996
By a Sophomore: 1,329—Carlos Alvarez, 1969
By a Freshman: 1,184—Jabar Gaffney, 2000
By a True Freshman: 678—Antonio Callaway, 2015

Game

246—Taylor Jacobs vs UAB, 2002
 237—Carlos Alvarez vs Miami, 1969
 222—Travis McGriff vs South Carolina, 1998
 216—Demarcus Robinson vs Kentucky, 2014
 213—Travis McGriff vs Alabama, 1998
 199—Chris Doering vs Mississippi State, 1993
 193—Reidel Anthony vs Florida State, 1996
 192—Ike Hilliard vs Florida State, 1995
 189—Reidel Anthony vs Arkansas, 1996
 187—Wes Chandler vs North Carolina, 1976
By a Senior: 246—Taylor Jacobs vs UAB, 2002
By a Junior: 193—Reidel Anthony vs Florida State, 1996
By a Sophomore: 237—Carlos Alvarez vs Miami, 1969
By a Freshman: 168—Jabar Gaffney vs South Carolina, 2000

Touchdowns**Career**

31—Chris Doering, 1992-95
 29—Ike Hilliard, 1994-96
 29—Jack Jackson, 1992-94
 27—Jabar Gaffney, 2000-01
 26—Reidel Anthony, 1994-96
 24—Willie Jackson, 1990-93
 23—Jacquez Green, 1995-97
 22—Wes Chandler, 1974-77
 21—Dallas Baker, 2003-06
 19—Carlos Alvarez, 1969-71
 19—Harrison Houston, 1990-93

Season

18—Reidel Anthony, 1996
 17—Chris Doering, 1995
 15—Ike Hilliard, 1995
 15—Jack Jackson, 1994
 14—Jabar Gaffney, 2000
 13—Jabar Gaffney, 2001
 12—Kyle Pitts, 2020
 12—Carlos Alvarez, 1969
 11—Jack Jackson, 1993
 10—8x, last: Kadarius Toney, 2020
By a Senior: 17—Chris Doering, 1995
By a Junior: 18—Reidel Anthony, 1996
By a Sophomore: 15—Ike Hilliard, 1995
By a Freshman: 14—Jabar Gaffney, 2000

Game

4—Kyle Pitts vs Ole Miss, 2020
 4—Ike Hilliard vs Tennessee, 1995
 4—Jack Jackson vs New Mexico State, 1994
 3—24x, last: Kyle Pitts vs Kentucky, 2020

Average Yds Per Catch**Career**

(Min. 75)
 21.3—Wes Chandler, 1974-77 (92 for 1,963)
 (Min. 100)
 19.3—Jacquez Green, 1995-97 (113 for 2,181)
 18.0—Reidel Anthony, 1994-96 (126 for 2,274)
 17.8—Ricky Nattiel, 1983-86 (117 for 2,086)
 17.8—Harrison Houston, 1990-93 (100 for 1,781)

Season

(Min. 20)
 24.4—Frankie Neal, 1985 (20 for 487)
 (Min. 25)
 22.0—Wes Chandler, 1976 (44 for 967)
 (Min. 50)
20.0—Ricky Pearsall, 2022 (33 for 661)
 19.9—Justin Shorter, 2022 (29 for 557)
 19.4—Travis McGriff, 1998 (70 for 1,357)

18.8—Riley Cooper, 2009 (51 for 961)
 18.6—Jack Jackson, 1993 (51 for 949)
 18.0—Reidel Anthony, 1996 (72 for 1,293)
 (Min. 75)
 15.1—Carlos Alvarez, 1969 (88 for 1,329)

Game

(Min. 5)
 35.0—Jacob Copeland vs USF, 2021 (5 for 175)
 32.8—Jabar Gaffney vs LSU, 2001 (5 for 164)
 32.2—Ricky Nattiel vs Florida State, 1985 (5 for 161)
 (Min. 8)
 30.8—Taylor Jacobs vs UAB, 2002 (8 for 246)
 (Min. 10)
 18.3—Tyrone Young vs Georgia, 1980 (10 for 183)
 (Min. 15)
 15.9—Carlos Alvarez vs Miami, 1969 (15 for 238)

100-Yard Games**Career**

14—Jabar Gaffney, 2000-01 (6 in 2000, 8 in 2001)
 13—Carlos Alvarez, 1969-71 (8 in 1969, 2 in 1970, 3 in 1971)
 8—Travis McGriff, 1995-98 (8 in 1998)
 8—Ike Hilliard, 1994-96 (4 in 1995, 4 in 1996)
 8—Willie Jackson, 1990-93 (2 in 1991, 3 in 1992, 3 in 1993)
 7—Reche Caldwell, 1999-2001 (1 in 2000, 6 in 2001)
 7—Darrell Jackson, 1997-99 (7 in 1999)
 7—Jacquez Green, 1995-97 (2 in 1995, 1 in 1996, 4 in 1997)
 7—Reidel Anthony, 1994-96 (2 in 1994, 5 in 1996)
 6—5x, last: Percy Harvin, 2006-08 (4 in 2007, 2 in 2008)

Season

8—Jabar Gaffney, 2001
 8—Travis McGriff, 1998
 8—Carlos Alvarez, 1969
 7—Darrell Jackson, 1999
 6—Reche Caldwell, 2001
 6—Jabar Gaffney, 2000
 5—Reidel Anthony, 1996
 5—Richard Trapp, 1966
 4—9x, last: Kadarius Toney, 2020

Consecutive 100-Yard Games

6—Jabar Gaffney, 2000 vs MSU, LSU, Auburn, UGA, Vandy, So Carolina
 6—Darrell Jackson, 1999 vs Tenn, Kty, Ala, LSU, Auburn, UGA
 6—Carlos Alvarez, 1969 vs Houston, MSU, Florida State, Tulane, No Carolina, Vandy

Consecutive Games with a Reception

35—Ike Hilliard (9/3/94-1/2/97)
 34—Cris Collinsworth (9/16/78-12/20/80)
 32—Quinton Dunbar (11/26/11-10/4/14)
 30—Trevon Grimes (10/27/18-12/19/20)
 30—O.J. Small (11/2/02-12/31/04)

Consecutive Games With a TD Catch

11—Reidel Anthony, 1996
 10—Reche Caldwell, 2000-01
 8—Jabar Gaffney, 2000
 7—Chris Doering, 1995

Most Receiving Yds by a RB**Career**

1,230—Errict Rhett, 1990-93
 1,091—Robert Gillespie, 1998-2001

Game

107—Neal Anderson vs SW Louisiana, 1985
 106—Tommy Durrance vs Miami, 1969

Most Catches By A RB**Career**

153—Errict Rhett, 1990-93
 96—Robert Gillespie, 1998-2001
 92—John L. Williams, 1982-85

Season

55—Errict Rhett, 1992
 44—John L. Williams, 1985

Game

12—John L. Williams vs UGA, 1985

Most Catches By A TE**Career**

111—Aaron Hernandez, 2007-09
 100—Kyle Pitts, 2018-20
 82—Kirk Kirkpatrick, 1987-90

Season

68—Aaron Hernandez, 2009
 55—Kirk Kirkpatrick, 1990
 54—Kyle Pitts, 2019

Game

9—Bill Dowdy vs Auburn, 1969
 9—Chris Faulkner vs Georgia Tech, 1982
 9—Aaron Hernandez vs Cincinnati, 2009

Most Rec. Yards By A TE**Career**

1,492—Kyle Pitts, 2018-20
 1,382—Aaron Hernandez, 2007-09
 1,106—Kirk Kirkpatrick, 1987-90

Season

850—Aaron Hernandez, 2009
 770—Kyle Pitts, 2020
 649—Kyle Pitts, 2019

Game

170—Kyle Pitts vs Ole Miss, 2020
 128—Kyle Pitts vs Tennessee, 2020
 122—2x, last: Kemore Gamble vs Samford, 2021

100-YARD RECEIVING GAMES

246—Taylor Jacobs vs UAB, 2002 (8 receptions)
 237—Carlos Alvarez vs Miami, 1969 (15)
 222—Travis McGriff vs South Carolina, 1998 (13)
 216—Demarcus Robinson vs Kentucky, 2014 (15)
 213—Travis McGriff vs Alabama, 1998 (9)
 199—Chris Doering vs Mississippi State, 1993 (12)
 193—Reidel Anthony vs Florida State, 1996 (11)
 192—Ike Hilliard vs Florida State, 1995 (6)
 189—Reidel Anthony vs Arkansas, 1996 (9)
 186—Percy Harvin vs Ole Miss, 2008 (13)
 187—Wes Chandler vs North Carolina, 1976 (8)
 185—Jacquez Green vs Tennessee, 1997 (8)
 183—Taylor Jacobs vs Kentucky, 2002 (12)
 183—Tyrone Young vs Georgia, 1980 (10)
 182—Kadarius Toney vs LSU, 2020 (9)
 182—Carlos Alvarez vs Houston, 1969 (6)
 181—Riley Cooper vs Cincinnati (Bowling Green), 2009 (4)
 180—Carlos Alvarez vs Mississippi State, 1969 (12)
 176—Travis McGriff vs Tennessee, 1998 (9)
 175—Jacob Copeland vs South Florida, 2021 (5)
 171—Reidel Anthony vs Alabama, 1996 (11)
 171—Richard Trapp vs Georgia, 1967 (9)
 170—Kyle Pitts vs Ole Miss, 2020 (8)
 169—Chris Doering vs Vanderbilt, 1995 (11)
 168—Jabar Gaffney vs South Carolina, 2000 (7)
 167—Jack Jackson vs South Carolina, 1993 (6)
 166—Cris Collinsworth vs Mississippi State, 1978 (5)
 166—Broughton Williams vs North Carolina, 1946
 165—Daejon Reynolds vs Vanderbilt, 2022 (8)
 164—Andre Caldwell vs Florida Atlantic, 2007 (13)
 164—Jabar Gaffney vs LSU, 2001 (5)
 164—Lee McGriff vs Mississippi State, 1973 (7)
 163—Wes Chandler vs Auburn, 1976 (5)
 161—Darrell Jackson vs Tennessee, 1999 (10)
 161—Ricky Nattiel vs Florida State, 1985 (5)
 161—Wes Chandler vs SMU, 1975 (6)
 159—Jabar Gaffney vs Mississippi State, 2001 (9)
 157—Travis McGriff vs Vanderbilt, 1998 (8)
 157—Willie Jackson vs Auburn, 1991 (12)
 156—Ike Hilliard vs Auburn, 1996 (6)
 155—Justin Shorter vs Tennessee, 2022 (7)
 155—Jacquez Green vs Vanderbilt, 1995 (5)
 155—Tony Stephens vs SMU, 1978 (5)
 153—Kadarius Toney vs Alabama, 2020 (8)
 153—Jack Jackson vs SW Louisiana, 1993 (8)
 151—Andre Debose vs Furman, 2011 (3)
 150—Richard Trapp vs Miami, 1966 (11)
 149—Reidel Anthony vs Southern Miss, 1994 (3)
148—Ricky Pearsall vs Florida State, 2022 (5)
 148—Andre Caldwell vs South Carolina, 2007 (11)
 148—Dallas Baker vs Kentucky, 2006 (7)
 148—Richard Trapp vs Auburn, 1967 (12)
 147—Dallas Baker vs Iowa, 2005 (10)
 146—Freddie Swain vs Auburn, 2019 (6)
 146—Wes Chandler vs LSU, 1977 (3)
 146—Carlos Alvarez vs Tulane, 1969 (11)
 145—Nafis Karim vs Kentucky, 1998 (6)
 145—Jacquez Green vs Florida State, 1997 (7)
 145—Ike Hilliard vs LSU, 1996 (8)
 143—Jabar Gaffney vs Georgia, 2001 (9)
 143—Wes Chandler vs Miami, 1976 (9)
 141—Taylor Jacobs vs Tennessee, 2002 (9)
 141—Darrell Jackson vs Georgia, 1999 (6)
 140—Willie Jackson vs Florida State, 1993 (7)
 139—Jacquez Green vs Kentucky, 1997 (10)
 138—Jemalle Cornelius vs Kentucky, 2005 (8)
 138—Chad Jackson vs Wyoming, 2005 (10)
 138—Jabar Gaffney vs Georgia, 2000 (8)
 137—Demarcus Robinson vs Eastern Kentucky, 2014 (4)

137—Jacquez Green vs Northern Illinois, 1995 (3)
 137—Charles Casey vs N.C. State, 1965 (10)
 136—Ernie Mills vs Kentucky, 1990 (8)
 135—Dallas Baker vs Vanderbilt, 2006 (7)
 135—Jabar Gaffney vs Mississippi State, 2000 (8)
 135—Carlos Alvarez vs Georgia, 1970 (5)
 134—Antonio Callaway vs Tennessee, 2016 (4)
 134—Carlos Alvarez vs Maryland, 1971 (10)
 134—Carlos Alvarez vs Florida State, 1969 (7)
 132—Kelvin Kight vs Florida State, 2002 (6)
 132—Nafis Karim vs Vanderbilt, 1998 (5)
 131—Willie Jackson vs West Virginia, 1993 (9)
 129—Kyle Pitts vs Alabama, 2020 (7)
 129—Van Jefferson vs Virginia, 2019 (6)
 129—Antonio Callaway vs Kentucky, 2016 (5)
 129—Charles Casey vs Florida State, 1964 (9)
 128—Kyle Pitts vs Tennessee, 2020 (7)
 128—Reche Caldwell vs Auburn, 2001 (9)
 128—Jabar Gaffney vs LSU, 2000 (8)
 128—Charles Casey vs Auburn, 1965 (9)
 128—Charles Casey vs Ole Miss, 1964 (7)
 127—Willie Jackson vs Northern Illinois, 1991 (6)
 127—Darrell Jackson vs Auburn, 1999 (8)
 127—Darrell Jackson vs Alabama, 1999 (6)
 126—Reidel Anthony vs Kentucky, 1996 (5)
 126—Ernie Mills vs Florida State, 1990 (7)
 125—Travis McGriff vs LSU, 1998 (5)
 125—Ike Hilliard vs Arkansas, 1995 (7)
 125—Chris Doering vs Houston, 1995 (6)
 124—Tyrone Young vs LSU, 2016 (3)
 124—Solomon Patton vs Arkansas, 2013 (6)
 124—Andre Caldwell vs Florida State, 2006 (8)
 124—Travis McGriff vs Kentucky, 1998 (4)
 124—Chris Doering vs Florida State, 1995 (7)
 123—Jacob Copeland vs LSU, 2020 (5)
 123—Demarcus Robinson vs Eastern Michigan, 2014 (6)
 123—Dallas Baker vs Southern Miss, 2006 (9)
 123—Dallas Baker vs Mississippi State, 2005 (7)
 123—Tre Everett vs Oklahoma State, 1990 (5)
 123—Dwayne Dixon vs Auburn, 1983 (9)
 122—Kemore Gamble vs Samford, 2021 (6)
 122—Riley Cooper vs Western Kentucky, 2007 (4)
 122—Kirk Kirkpatrick vs Akron, 1990 (5)
 122—Carlos Alvarez vs North Carolina, 1969 (4)
 121—Percy Harvin vs Ole Miss, 2007 (11)
 121—Ben Troupe vs Florida State, 2003 (4)
 121—Tyrone Young vs W. Texas St., 1982 (6)
 120—Aaron Hernandez vs Vanderbilt, 2009 (7)
 120—Percy Harvin vs Tennessee, 2007 (4)
 120—Reche Caldwell vs LSU, 2001 (6)
 120—Jacquez Green vs Vanderbilt, 1997 (5)
 120—Jack Jackson vs Ole Miss, 1994 (6)
 120—Dwayne Dixon vs Mississippi State, 1983 (9)
 119—Percy Harvin vs Auburn, 2007 (7)
 119—Dallas Baker vs Alabama, 2005 (6)
 119—Harrison Houston vs Kentucky, 1992 (7)
 118—Solomon Patton vs Miami, 2013 (6)
 118—Ernie Mills vs Mississippi State, 1990 (4)
 118—Lee McGriff vs Ole Miss, 1973 (6)
 118—Richard Trapp vs Vanderbilt, 1967 (8)
 117—Reche Caldwell vs Vanderbilt, 2001 (4)
 117—Ike Hilliard vs SW Louisiana, 1996 (7)
 117—Lee McGriff vs Georgia, 1974 (6)
 117—Carlos Alvarez vs Kentucky, 1971 (5)
 116—Travis McGriff vs NE Louisiana, 1998 (6)
 115—Kelvin Kight vs Georgia, 2002 (9)
 115—Reche Caldwell vs Tennessee, 2001 (8)
 115—Aubrey Hill vs Florida State, 1994 (5)
 115—Carlos Alvarez vs Richmond, 1970 (8)
 114—Willie Jackson vs Alabama, 1993 (9)

114—Cris Collinsworth vs Miami, 1980 (8)
 114—Richard Trapp vs Tulane, 1966 (6)
 113—Justin Shorter vs LSU, 2021 (6)
 112—Antonio Callaway vs Tennessee, 2015 (5)
 112—Ike Hilliard vs Tennessee, 1995 (9)
 112—Harrison Houston vs SW Louisiana, 1993 (4)
 112—Tre Everett vs Mississippi State, 1991 (4)
 112—Kirk Kirkpatrick vs Georgia, 1990 (8)
 112—Cris Collinsworth vs Auburn, 1980 (6)
 112—Cris Collinsworth vs Army, 1978 (6)
 112—Joe Parker vs Kentucky, 1972 (7)
 112—Carlos Alvarez vs Vanderbilt, 1969 (11)
 111—Aaron Hernandez vs Cincinnati (Bowling Green), 2009 (9)
 111—Darrell Jackson vs LSU, 1999 (4)
 111—Harrison Houston vs Florida State, 1993 (6)
 111—Jack Harper vs Florida State, 1965 (4)
 110—Xzavier Henderson vs Georgia, 2022 (5)
 110—Tyrone Young vs Kentucky, 2017 (4)
 110—Antonio Callaway vs Georgia, 2015 (3)
 110—Percy Harvin vs Vanderbilt, 2007 (9)
 110—Taylor Jacobs vs Auburn, 2002 (11)
 110—Jabar Gaffney vs South Carolina, 2001 (6)
 110—Jabar Gaffney vs Auburn, 2001 (4)
 110—Nafis Karim vs The Citadel, 1998 (6)
 110—Frankie Neal vs Kentucky, 1985 (6)
 110—Richard Trapp vs LSU, 1966 (8)
 109—Trevon Grimes vs Arkansas, 2020 (6)
 109—Willie Jackson vs Georgia, 1992 (7)
 109—Stacey Simmons vs Indiana State, 1988 (3)
 109—Frankie Neal vs Florida State, 1985 (2)
 109—Tyrone Young vs Florida State, 1980 (5)
 108—Kadarius Toney vs Tennessee, 2020 (8)
 108—Kyle Pitts vs LSU, 2019 (5)
 108—Riley Cooper vs South Carolina, 2009 (3)
 108—Percy Harvin vs LSU, 2008 (6)
 108—Ike Hilliard vs Arkansas, 1996 (5)
 108—Jack Jackson vs Auburn, 1993 (3)
 108—Willie Jackson vs Arkansas State, 1993 (7)
 108—Tre Everett vs Kentucky, 1991 (3)
 108—Ricky Nattiel vs LSU, 1986 (5)
 108—Tyrone Young vs Kentucky, 1980 (6)
 108—Wes Chandler vs Houston, 1976 (2)
 107—Kadarius Toney vs Vanderbilt, 2020 (6)
 107—Quinton Dunbar vs Eastern Kentucky, 2014 (3)
 107—Neal Anderson vs SW Louisiana, 1985 (3)
 107—Charles Casey vs Florida State, 1965 (7)
 106—Justin Shorter vs Vanderbilt, 2022 (8)
 106—Trevon Grimes vs Florida State, 2018 (5)
 106—Demarcus Robinson vs Vanderbilt, 2015 (6)
 106—Ben Troupe vs Tennessee, 2003 (5)
 106—Travis Taylor vs South Carolina, 1998 (5)
 106—Jacquez Green vs Alabama, 1996 (3)
 106—Ricky Nattiel vs Cincinnati, 1984 (4)
 106—Tony Lomack vs Louisiana Tech, 1979 (2)
 106—Tommy Durrance vs Miami, 1971 (9)
 105—Riley Cooper vs Charleston Southern, 2009 (2)
 105—Cornelius Ingram vs Troy, 2007 (7)
 105—Chad Jackson vs Kentucky, 2005 (9)
 105—Chad Jackson vs Louisiana Tech, 2005 (5)
 105—Taylor Jacobs vs Vanderbilt, 2001 (6)
 105—Reche Caldwell vs Kentucky, 2001 (5)
 105—Travis Taylor vs Western Michigan, 1999 (7)
 105—Reidel Anthony vs Alabama, 1994 (8)
 105—Jack Jackson vs Auburn, 1994 (5)
 105—Terry Ash vs Auburn, 1970 (5)
 105—Willie Jackson Sr. vs Mississippi State, 1970 (4)
 105—Carlos Alvarez vs Kentucky, 1969 (10)
 104—Demarcus Robinson vs LSU, 2014 (5)
 104—Chris Rainey vs Tennessee, 2011 (2)
 104—Darrell Jackson vs Florida State, 1999 (7)

104—Cris Collinsworth vs Miami, 1979 (4)
103—Ricky Pearsall vs Tennessee, 2022 (5)
 103—Andre Caldwell vs Vanderbilt, 2007 (9)
 103—Andre Caldwell vs Western Kentucky, 2007 (3)
 103—Chad Jackson vs Middle Tennessee St., 2004 (8)
 103—Darrell Jackson vs Kentucky, 1999 (6)
 103—Ike Hilliard vs LSU, 1995 (6)
 103—John L. Williams vs Georgia, 1985 (12)
 103—Percy McGriff vs Miami, 1959 (5)
 102—Carlos Perez vs Kentucky, 2003 (5)
 102—Jabar Gaffney vs UL-Monroe, 2001 (8)
 102—Jabar Gaffney vs Marshall, 2001 (5)
 102—Reche Caldwell vs Vanderbilt, 2000 (5)
 102—Willie Jackson vs Southern Miss, 1992 (4)
 102—Charles Casey vs South Carolina, 1964 (7)
 102—Jacob Copeland vs Missouri, 2021 (8)
 101—Jabar Gaffney vs Tennessee, 2001 (7)
 101—Reche Caldwell vs Mississippi State, 2001 (5)
 101—Jabar Gaffney vs Vanderbilt, 2000 (7)
 101—Jabar Gaffney vs Auburn, 2000 (4)
 101—Tyrone Young vs Furman, 1981 (7)
 101—James Yancey vs Tennessee, 1970 (5)
 101—Richard Trapp vs Florida State, 1966 (8)
 100—Malik Davis vs Georgia, 2020 (5)
 100—Antonio Callaway vs Kentucky, 2015 (3)
 100—Deonte Thompson vs Appalachian St., 2010 (6)
 100—Jabar Gaffney vs Tennessee, 2001 (7)
 100—Travis McGriff vs Florida State, 1998 (4)
 100—Reidel Anthony vs LSU, 1996 (7)
 100—Harrison Houston vs LSU, 1993 (5)
 100—Willie Jackson vs Alabama, 1992 (9)
 100—Lee McGriff vs LSU, 1974 (3)
 100—Lee McGriff vs Southern Miss, 1973 (6)
 100—Richard Trapp vs Auburn, 1966 (9)

Most Career 100-Yard Games

Jabar Gaffney	15	Dwayne Dixon	2
Carlos Alvarez	12	Aaron Hernandez	2
Willie Jackson Jr.	9	Kelvin Kight	2
Ike Hilliard	8	Kirk Kirkpatrick	2
Travis McGriff	8	Frankie Neal	2
Richard Trapp	8	Solomon Patton	2
Reidel Anthony	7	Travis Taylor	2
Reche Caldwell	7	Ben Troupe	2
Jacquez Green	7	Daejon Reynolds	1
Darrell Jackson	7	Xzavier Henderson	1
Dallas Baker	6	Malik Davis	1
Charles Casey	6	Neal Anderson	1
Wes Chandler	6	Terry Ash	1
Percy Harvin	6	Jemalle Cornelius	1
Andre Caldwell	5	Andre Debose	1
Antonio Callaway	5	Quinton Dunbar	1
Cris Collinsworth	5	Tommy Durrance	1
Jack Jackson	5	Jack Harper	1
Taylor Jacobs	5	Aubrey Hill	1
Lee McGriff	5	Cornelius Ingram	1
Demarcus Robinson	5	Willie Jackson Sr.	1
Tyrone Young	5	Van Jefferson	1
Kyle Pitts	4	Tony Lomack	1
Kadarius Toney	4	Perry McGriff	1
Riley Cooper	4	Joe Parker	1
Chris Doering	4	Carlos Perez	1
Harrison Houston	4	Chris Rainey	1
Chad Jackson	4	Stacey Simmons	1
Justin Shorter	3	Tony Stephens	1
Jacob Copeland	3	Freddie Swain	1
Tre Everett	3	Deonte Thompson	1
Nafis Karim	3	Broughton Williams	1
Ernie Mills	3	John L. Williams	1
Ricky Nattiel	3	James Yancey	1
Ricky Pearsall	2	Kemore Gamble	1
Trevon Grimes	2		
Tyrone Cleveland	2		

Same Game 100-Yard Receiving Performances

Year	Opponent	Player 1	Player 2
2022	Vanderbilt	Justin Shorter (106)	Daejon Reynolds (165)
2022	Tennessee	Ricky Pearsall (103)	Justin Shorter (155)
2020	LSU	Kadarius Toney (182)	Jacob Copeland (123)
2020	Tennessee	Kyle Pitts (128)	Kadarius Toney (108)
2020	Alabama	Kadarius Toney (153)	Kyle Pitts (129)
2014	Eastern Kentucky	Demarcus Robinson (137)	Quinton Dunbar (107)
2007	Vanderbilt	Percy Harvin (110)	Andre Caldwell (103)
2007	Western Kentucky	Riley Cooper (122)	Andre Caldwell (103)
2005	Kentucky	Chad Jackson (105)	Jemelle Cornelius (138)
2001	Tennessee	Reche Caldwell (115)	Jabar Gaffney (101)
2001	Vanderbilt	Reche Caldwell (117)	Taylor Jacobs (105)
2001	Auburn	Reche Caldwell (128)	Jabar Gaffney (110)
2001	LSU	Jabar Gaffney (164)	Reche Caldwell (120)
2001	Miss St	Jabar Gaffney (159)	Reche Caldwell (101)
2000	Vanderbilt	Reche Caldwell (102)	Jabar Gaffney (101)
1998	South Carolina	Travis McGriff (222)	Travis Taylor (106)
1998	Vanderbilt	Travis McGriff (157)	Nafis Karim (132)
1998	Kentucky	Nafis Karim (145)	Travis McGriff (124)
1996	Alabama (SEC CG)	Reidel Anthony (171)	Jacquez Green (106)
1996	LSU	Ike Hilliard (145)	Reidel Anthony (100)
1996	Arkansas	Reidel Anthony (189)	Ike Hilliard (108)
1995	Florida State	Ike Hilliard (192)	Chris Doering (124)
1995	Vanderbilt	Chris Doering (169)	Jacquez Green (155)
1993	Florida State	Willie Jackson (140)	Harrison Houston (111)
1993	SW Louisiana	Jack Jackson (153)	Harrison Houston (112)
1985	Florida State	Ricky Nattiel (161)	Frankie Neal (109)
1985	Florida State	Jack Harper (111)	Charles Casey (107)
1965	Florida State	Jack Harper (111)	Charles Casey (107)

TD/Reception Ratio (Min. 15 career TD receptions)

Player (Years)	Rec.	TDs	Ratio
Wes Chandler (1974-77)	92	22	4.18
Ike Hilliard (1994-96)	126	29	4.34
Riley Cooper (2006-09)	81	18	4.50
Freddie Swain (2016-19)	68	15	4.53
Aubrey Hill (1991-94)	86	18	4.78
Chris Doering (1992-95)	149	31	4.81
Reidel Anthony (1994-96)	126	26	4.85
Jacquez Green (1995-97)	113	23	4.91
Jack Jackson (1992-94)	143	29	4.93
Jabar Gaffney (2000-01)	138	27	5.11

TOTAL OFFENSE RECORDS

Plays

Career (Passes-Rushes-Games)

- 1,687—Tim Tebow, 2006-09 (995-692-55)
- 1,636—Chris Leak, 2003-06 (1,324-320-51)
- 1,397—Shane Matthews, 1989-92 (1,202-195-34)
- 1,355—Danny Wuerffel, 1993-96 (1,170-185-46)
- 1,239—Wayne Peace, 1980-83 (991-248-43)
- 1,238—John Reaves, 1969-71 (1,128-110-32)
- 1,229—Rex Grossman, 2000-02 (1,110-119-35)
- 1,119—Kerwin Bell, 1984-87 (949-170-42)
- 1,007—Doug Johnson, 1996-99 (907-100-37)
- 995—Steve Spurrier, 1964-66 (692-303-30)

Season (Passes-Rushes-Games)

- 561—Rex Grossman, 2002 (503-58-13)
- 560—Tim Tebow, 2007 (350-210-13)
- 536—Shane Matthews, 1992 (463-73-12)
- 531—Tim Tebow, 2009 (314-217-14)
- 501—Kyle Trask, 2020 (437-64-12)
- 489—Emory Jones, 2021 (346-143-13)
- 479—Chris Leak, 2005 (374-105-12)
- 474—Tim Tebow, 2008 (298-176-14)
- 460—Chris Leak, 2004 (399-61-12)
- 450—Shane Matthews, 1990 (378-72-11)
- 442—Anthony Richardson, 2022 (327-103-12)
- 432—Feleipe Franks, 2018 (322-110-13)
- 429—Rex Grossman, 2001 (395-34-11)

Game (Passes-Rushes)

- 68—John Reaves vs Aub, 1969 (66-2)
- 66—Shane Matthews vs Florida St, 1990 (48-18)
- 63—Doug Johnson vs LSU, 1997 (57-6)
- 62—Larry Ochab vs Florida St, 1979 (54-8)
- 61—Anthony Richardson vs Vandy, 2022 (44-17)
- 58—Tim Tebow vs So Carolina, 2007 (32-26)
- 58—Tim Tebow vs Ole Miss, 2007 (34-24)
- 58—Rex Grossman vs Tenn, 2001 (51-7)
- 58—Shane Matthews vs UGA, 1992 (45-13)
- 57—Steve Spurrier vs Aub, 1965 (45-12)
- 57—John Reaves vs Tenn, 1970 (52-5)

Yards

Career (Passing-Rushing)

- 12,232—Tim Tebow, 2006-09 (9,285-2,947)
- 11,350—Chris Leak, 2003-06 (11,213-137)
- 10,500—Danny Wuerffel, 1993-96 (10,875-(-)375)
- 9,241—Shane Matthews, 1989-92 (9,287-(-)46)
- 9,031—Rex Grossman, 2000-02 (9,164-(-)133)
- 7,440—Kyle Trask, 2016-20 (7,386-54)
- 7,283—John Reaves, 1969-71 (7,549-(-)266)
- 7,032—Kerwin Bell, 1984-87 (7,585-(-)553)
- 6,946—Wayne Peace, 1980-83 (7,206-(-)260)
- 6,765—Doug Johnson, 1996-99 (7,114-(-)349)

Season (Passing-Rushing)

- 4,333—Kyle Trask, 2020 (4,283-50)
- 4,181—Tim Tebow, 2007 (3,286-895)
- 3,904—Rex Grossman, 2001 (3,896-8)
- 3,805—Tim Tebow, 2009 (2,895-910)
- 3,525—Danny Wuerffel, 1996 (3,625-(-)100)
- 3,492—Emory Jones, 2021 (2,734-758)
- 3,419—Tim Tebow, 2008 (2,746-673)
- 3,337—Rex Grossman, 2002 (3,402-(-)65)
- 3,276—Chris Leak, 2004 (3,197-79)
- 3,203—Anthony Richardson, 2022 (2,549-654)
- 3,176—Shane Matthews, 1992 (3,205-(-)29)
- 3,140—Shane Matthews, 1991 (3,130-10)
- 3,125—Danny Wuerffel, 1995 (3,266-(-)141)
- By a Senior: 3,805—Tim Tebow, 2009 (2,895-910)
- By a Junior: 3,492—Emory Jones, 2021 (2,734-758)
- By a Sophomore: 4,181—Tim Tebow, 2007 (3,286-895)
- By a Freshman: 2,382—Chris Leak, 2003 (2,435-(-)53)
- By a Running Back: 1,599—Emmitt Smith, 1989 (0-1,599)

Game (Passing-Rushing)

- 550—Emory Jones vs Samford, 2021 (464-86)
- 533—Tim Tebow vs Cin, 2009 (482-51)
- 515—Anthony Richardson vs Tenn, 2022 (453-62)
- 469—Kyle Trask vs UGA, 2020 (474-(-)5)
- 466—Danny Wuerffel vs Ark, 1996 (462-4)

- 463—Rex Grossman vs LSU, 2001 (464-(-)1)
- 460—Eric Kresser vs N Illinois, 1995 (458-2)
- 446—Kyle Trask vs LSU, 2020 (474-(-)28)
- 442—Doug Johnson vs Vandy, 1998 (460-(-)18)
- 428—Danny Wuerffel vs Miss St, 1993 (449-(-)21)
- 427—Tim Tebow vs Ole Miss (261-166)
- 425—Anthony Richardson vs Vandy, 2022 (400-25)
- 424—Tim Tebow vs So Carolina (304-120)
- By a Senior: 533—Tim Tebow vs Cin, 2009 (482-51)
- By a Junior: 550—Emory Jones vs Sam, 2021 (464-86)
- By a Sophomore: 515—Anthony Richardson vs Tenn, 2022 (453-62)
- By a Freshman: 428—Danny Wuerffel, vs Miss St, 1993 (449-(-)21)
- By a Running Back: 316—Emmitt Smith, vs New Mexico St, 1989 (0-316)

Touchdowns Responsible For

Career (Passing-Rushing-Receiving)

- 145—Tim Tebow, 2006-09 (88-57-0)
- 122—Danny Wuerffel, 1993-96 (114-8-0)
- 101—Chris Leak, 2003-06 (88-13-0)
- 83—Rex Grossman, 2000-02 (77-6-0)
- 82—Shane Matthews, 1989-92 (74-7-1)
- 77—Kyle Trask, 2016-20 (69-8-0)
- 65—Doug Johnson, 1996-99 (62-2-1)
- 60—Kerwin Bell, 1984-87 (56-4-0)

Season (Passing-Rushing-Receiving)

- 55—Tim Tebow, 2007 (32-23-0)
- 46—Kyle Trask, 2020 (43-3-0)
- 42—Tim Tebow, 2008 (30-12-0)
- 41—Danny Wuerffel, 1996 (39-2-0)
- 39—Rex Grossman, 2001 (34-5-0)
- 37—Danny Wuerffel, 1995 (35-2-0)
- 35—Tim Tebow, 2009 (21-14-0)
- 31—Feleipe Franks, 2018 (24-7-0)
- 31—Chris Leak, 2004 (29-2-0)
- 30—Shane Matthews, 1991 (28-1-1)
- 29—Kyle Trask, 2019 (25-4-0)

Game (Passing-Rushing-Receiving)

- 7—Tim Tebow vs South Carolina, 2007 (2-5-0)
- 7—Doug Johnson vs Central Michigan, 1997 (7-0-0)
- 7—Danny Wuerffel vs Tennessee, 1995 (6-1-0)
- 7—Terry Dean vs New Mexico State, 1994 (7-0-0)
- 7—Emory Jones vs Samford, 2021 (6-1-0)
- 6—Chris Leak vs South Carolina, 2004 (6-0-0)
- 6—Danny Wuerffel vs Alabama, 1996 (6-0-0)
- 6—Eric Kresser vs Northern Illinois, 1995 (6-0-0)
- 6—Terry Dean vs SW Louisiana, 1993 (6-0-0)
- 6—Trey Burton vs Kentucky, 2010 (1-5-0)
- 6—Kyle Trask vs Ole Miss, 2020 (6-0-0)
- 6—Kyle Trask vs Arkansas, 2020 (6-0-0)
- 5—17x, last: Feleipe Franks vs Charleston Southern, 2018 (5-0-0)

Yards Gained Per Game

Career

- 265.7—Kyle Trask, 2016-20
- 264.0—Shane Matthews, 1989-92
- 258.0—Rex Grossman, 2000-02
- 228.3—Danny Wuerffel, 1993-96
- 227.6—John Reaves, 1969-71
- 222.5—Chris Leak, 2003-06
- 222.4—Tim Tebow, 2006-09
- 186.4—Feleipe Franks, 2016-19
- 183.6—Doug Johnson, 1996-99
- 176.3—Steve Spurrier, 1964-66

Season

- 361.1—Kyle Trask, 2020
- 354.9—Rex Grossman, 2001
- 321.6—Tim Tebow, 2007
- 293.8—Danny Wuerffel, 1996
- 285.5—Shane Matthews, 1991
- 285.2—John Reaves, 1969
- 284.1—Danny Wuerffel, 1995
- 273.0—Chris Leak, 2004
- 271.8—Tim Tebow, 2009
- 268.6—Emory Jones, 2021
- 266.9—Anthony Richardson, 2022
- 265.9—Shane Matthews, 1990

Yards Gained Per Play

(Min. 20 Per Game)

Career

- 7.9—Kyle Trask, 2016-20
- 7.8—Danny Wuerffel, 1993-96
- 7.6—Anthony Richardson, 2020-22
- 7.4—Rex Grossman, 2000-02
- 7.3—Tim Tebow, 2006-09
- 6.9—Chris Leak, 2003-06
- 6.8—Doug Johnson, 1996-99
- 6.7—Terry Dean, 1991-94
- 6.6—Shane Matthews, 1989-92
- 6.3—Treon Harris, 2014-15
- 6.3—Kerwin Bell, 1984-87

Season

- 9.1—Rex Grossman, 2001
- 8.6—Kyle Trask, 2020
- 8.4—Feleipe Franks, 2018
- 8.4—Danny Wuerffel, 1995
- 8.3—Danny Wuerffel, 1996
- 7.6—Shane Matthews, 1991
- 7.5—Tim Tebow, 2007
- 7.5—Rex Grossman, 2000
- 7.5—Doug Johnson, 1998
- 7.4—Anthony Richardson, 2022
- 7.3—Tim Tebow, 2009

All-Purpose Yardage

Number of Plays Participated In

(Rushes, Receptions and Returns -- Since 1965)

Career

- 1,026—Errict Rhett, 1990-93
- 756—Emmitt Smith, 1987-89
- 688—Neal Anderson, 1982-85
- 662—Earnest Graham, 1998-02
- 604—Fred Taylor, 1994-97
- 573—Larry Smith, 1966-68
- 569—John L. Williams, 1982-85
- 565—Lamical Perine, 2016-19
- 546—James Jones, 1979-82

Season

- 305—Errict Rhett, 1992
- 305—Emmitt Smith, 1989
- 283—Errict Rhett, 1993
- 276—Kelvin Taylor, 2015
- 265—Neal Anderson, 1985
- 264—Errict Rhett, 1991
- 262—Mike Gillislee, 2012
- 262—Earnest Graham, 2002
- 257—Ciatrick Fason, 2004
- 254—Emmitt Smith, 1987

Consecutive Starts

Offensive/Defensive Starters

- 50—Mike Degory, C, 2001-05
- 50—Larry Kennedy, CB, 1991-94
- 45—Jarvis Williams, CB, 1984-87

Special Teams

- 54—Chas Henry, P, 2007-10

Average All-Purpose Yards Per Play

Career

- (Min. 150 plays)
- 20.8—Andre Debose, 2009-14 (3,123 in 150 plays)
- 19.3—Harrison Houston, 1990-93 (2,997 in 155 plays)
- 17.7—Reidel Anthony, 1994-96 (3,400 in 192 plays)
- 17.6—Jack Jackson, 1992-94 (3,327 in 189 plays)
- 16.6—Jacquez Green, 1995-97 (3,640 in 220 plays)
- 15.7—Ricky Nattiel, 1983-86 (3,017 in 192 plays)
- (Min. 200 plays)
- 16.6—Jacquez Green, 1995-97 (3,640 in 220 plays)
- 14.3—Brandon James, 2006-09 (4,770 in 333 plays)
- 13.1—Cris Collinsworth, 1977-80 (2,940 in 225 plays)
- 12.3—Kadarius Toney, 2018-2020 (2,641 in 214 plays)
- 11.6—Percy Harvin, 2006-08 (3,781 in 327 plays)
- (Min. 500 plays)
- 7.0—Tony Green, 1974-77 (3,652 in 521 plays)

Season

- (Min. 60 plays)
- 21.0—Jack Jackson, 1993
- 18.1—Ike Hilliard, 1995
- 17.8—Jabar Gaffney, 2001
- 17.6—Antonio Callaway, 2015
- 16.7—Jabar Gaffney, 2000
- 16.7—Reidel Anthony, 1996
- 16.7—Ricky Nattiel, 1985
- 16.7—Cris Collinsworth, 1978
- (Min. 100 plays)
- 13.4—Kadarius Toney, 2020

- 12.1—Antonio Callaway, 2016
- 12.0—Percy Harvin, 2008
- 11.6—Brandon James, 2009
- 11.4—Percy Harvin, 2007

Total Yards Gained

Career (Rushing-Receiving-Return)

- 5,393—Errict Rhett, 1990-93 (4,163-1,230-0)
- 4,770—Brandon James, 2006-09 (302-379-4,089)
- 4,391—Emmitt Smith, 1987-89 (3,928-463-0)
- 3,948—Chris Rainey, 2007-11 (2,464-795-689)
- 3,792—Fred Taylor, 1994-97 (3,075-717-0)
- 3,785—Neal Anderson, 1982-85 (3,234-525-26)
- 3,781—Percy Harvin, 2006-08 (1,852-1,929-0)
- 3,652—Tony Green, 1974-77 (2,590-287-775)
- 3,640—Jacquez Green, 1995-97 (165-2,181-1,294)
- 3,592—Jeff Demps, 2008-11 (2,470-481-641)

Season (Rushing-Receiving-Return)

- 1,806—Emmitt Smith, 1989 (1,599-207-0)
- 1,622—Percy Harvin, 2007 (764-858-0)
- 1,560—Errict Rhett, 1993 (1,289-271-0)
- 1,533—Ciatrick Fason, 2004 (1,267-266-0)
- 1,530—Fred Taylor, 1997 (1,292-238-0)
- 1,525—Emmitt Smith, 1987 (1,341-184-0)
- 1,523—Reidel Anthony, 1996 (27-1,293-203)
- 1,499—Travis McGriff, 1998 (-)3-1,357-145)
- 1,470—Errict Rhett, 1991 (1,109-361-0)
- 1,467—Jacquez Green, 1997 (51-1,024-392)
- By a Senior: 1,560—Errict Rhett, 1993
- By a Junior: 1,806—Emmitt Smith, 1989
- By a Sophomore: 1,622—Percy Harvin, 2007
- By a Freshman: 1,525—Emmitt Smith, 1987

CAREER YARDAGE LEADERS

Years	Name, Positions	Pass	Rush	Rec	Total
2006-09	Tim Tebow, QB	9,285	2,947	0	12,232
2003-06	Chris Leak, QB	11,213	137	30	11,350
1993-96	Danny Wuerffel, QB	10,875	-375	0	10,500
1989-92	Shane Matthews, QB	9,287	-46	7	9,248
2000-02	Rex Grossman, QB	9,164	-133	9	9,040
2016-20	Kyle Trask, QB	7,386	54	4	7,444
1969-71	John Reaves, QB	7,549	-266	14	7,297
1984-87	Kerwin Bell, QB	7,585	-553	0	7,032
1980-83	Wayne Peace, QB	7,206	-260	9	6,955
1996-99	Doug Johnson, QB	7,114	-349	28	6,793
1990-93	Errict Rhett, RB	0	4,163	1,230	5,393
1964-66	Steve Spurrier, QB	4,848	442	5	5,295
2016-19	Feleipe Franks, QB	4,593	438	0	5,031
2018-21	Emory Jones, QB	3,347	1,272	28	4,647
2007-11	John Brantley, QB	4,750	-156	-5	4,589
1987-89	Emmitt Smith, RB	0	3,928	463	4,391
2020-22	Anthony Richardson, QB	3,105	1,116	0	4,221
2011-14	Jeff Driskel, QB	3,411	644	0	4,055
1982-85	Neal Anderson, RB	97	3,234	525	3,856
1994-97	Fred Taylor, RB	0	3,075	717	3,792
2006-08	Percy Harvin, WR	0	1,852	1,929	3,781
1997-2000	Jesse Palmer, QB	3,755	-124	0	3,631
1991-94	Terry Dean, QB	3,420	85	50	3,555
1998-2002	Earnest Graham, RB	0	3,065	403	3,468
1982-85	John L. Williams, FB	0	2,409	863	3,272
2014-15	Treon Harris, QB	2,695	570	-5	3,260
2007-11	Chris Rainey, RB	0	2,464	795	3,259
2016-19	Lamical Perine, RB	0	2,485	674	3,159
1998-2001	Robert Gillespie, RB	0	1,854	1,091	3,045
1994-97	Elijah Williams, RB	0	2,181	842	3,023
1974-77	Tony Green, RB	113	2,590	287	2,990
2008-11	Jeff Demps, RB	0	2,470	481	2,951
1966-68	Larry Smith, RB	141	2,186	607	2,934
1974-77	Jimmy Fisher, QB	2,215	582	0	2,797
1981-84	Lorenzo Hampton, TB	33	1,993	655	2,681
1979-82	James Jones, TE-FB	48	2,026	593	2,667
1969-71	Carlos Alvarez, WR	20	4	2,563	2,587
2003-06	DeShawn Wynn, RB	0	2,077	376	2,543
1969-71	Tommy Durranee, RB	21	1,640	881	2,542
1973-75	Don Gaffney, QB	1,985	513	0	2,498
1995-98	Terry Jackson, RB	0	1,794	645	2,439

Years	Name, Positions	Pass	Rush	Rec	Total
2000-01	Jabar Gaffney, WR	49	0	2,375	2,424
1988-90	Kyle Morris, QB	2,436	-26	0	2,410
1995-97	Jacquez Green, WR	30	165	2,181	2,376
1994-96	Reidel Anthony, WR	0	56	2,274	2,330
1977-80	Cris Collinsworth, WR	174	210	1,937	2,321
1974-77	Wes Chandler, WR	0	356	1,963	2,319
1992-94	Jack Jackson, WR	0	42	2,266	2,308
2002-04	Ciatrick Fason, RB	0	1,877	408	2,285
1994-96	Ike Hilliard, WR	0	46	2,214	2,260
1988-91	Willie McClendon, RB	0	1,673	584	2,257
2009-12	Mike Gillislee, RB	0	2,072	182	2,254
2003-06	Dallas Baker, WR	0	0	2,236	2,236
1973-75	Jimmy DuBose, RB	0	2,159	32	2,191
1999-2002	Taylor Jacobs, WR	0	83	2,097	2,180
1999-2001	Reche Caldwell, WR	0	91	2,088	2,179
1992-95	Chris Doering, WR	70	0	2,107	2,177
1990-93	Willie Jackson, WR	0	5	2,172	2,177
1946-49	Chuck Hunsinger, RB	0	2,017	121	2,138
1939-41	Tommy Harrison, TB	1,170	963	0	2,133
1995-98	Travis McGriff, WR	59	-3	2,057	2,113
1983-86	Ricky Nattiel, WR	0	11	2,086	2,097
1936-38	Walter Mayberry, TB	713	1,306	0	2,019
1950-51	Haywood Sullivan, QB	2,016	-2	0	2,014
1966-68	Larry Rentz, WR-QB	1,564	235	160	1,959
2015-18	Jordan Scarlett, RB	0	1,846	108	1,954
1962-64	Larry Dupree, RB	0	1,725	191	1,916
1962-64	Tom Shannon, QB	1,766	137	0	1,903
1972-73	David Bowden, QB	2,191	-291	0	1,900
2003-07	Andre Caldwell, WR	35	235	1,588	1,858
1965-67	Richard Trapp, WR	0	75	1,783	1,858
2010-13	Trey Burton, RB-WR	103	720	976	1,799
1974-77	Terry LeCount, WR-QB	849	723	217	1,789
1990-93	Harrison Houston, WR	0	0	1,781	1,781
2003-05	Chad Jackson, WR	0	90	1,586	1,676
1963-65	Charles Casey, WR	0	0	1,612	1,612
1987-90	Ernie Mills, WR	0	17	1,585	1,602
1972-74	Lee McGriff, WR	0	28	1,551	1,579
1993-95	Eric Kresser, QB	1,572	-1	0	1,571
1974-77	Willie Wilder, RB	0	1,451	117	1,568
1980-83	Dwayne Dixon, WR	28	0	1,520	1,548
2012-14	Matt Jones, RB	0	1,431	100	1,531

KICKING RECORDS

Field Goals Attempted

Career

- 88—Caleb Sturgis, 2008-12 (made 70)
- 80—Jeff Chandler, 1997-2001 (made 67)
- 63—Brian Clark, 1979-81 (made 43)
- 62—David Posey, 1973-76 (made 33)
- 60—Evan McPherson, 2018-20 (made 51)

Season

- 30—Caleb Sturgis, 2009 (made 22)
- 28—Caleb Sturgis, 2012 (made 24)
- 27—Matt Leach, 2003 (made 21)
- 26—Caleb Sturgis, 2011 (made 22)
- 26—Bobby Raymond, 1984 (made 23)
- 25—Eddy Pineiro, 2016 (made 21)
- 24—Jeff Chandler, 1999 (made 21)
- 24—Brian Clark, 1981 (made 18)
- 24—David Posey, 1974 (made 12)
- 24—John David Francis, 1988 (made 17)

Field Goals Made

Career

- 70—Caleb Sturgis, 2008-12 (88 att)
- 67—Jeff Chandler, 1997-2001 (80 att)
- 51—Evan McPherson, 2018-20 (60 att)
- 43—Matt Leach, 2001-04 (61 att)
- 43—Bobby Raymond, 1983-84 (49 att)
- 43—Brian Clark, 1979-81 (63 att)
- 38—Eddy Pineiro, 2016-17 (43 att)
- 33—David Posey, 1973-76 (62 att)
- 33—Arden Czyzewski, 1988-91 (44 att)

Season

- 24—Caleb Sturgis, 2012 (28 att)
- 23—Bobby Raymond, 1984 (26 att)
- 22—Caleb Sturgis, 2011 (26 att)
- 22—Caleb Sturgis, 2009 (30 att)
- 21—Eddy Pineiro, 2016 (25 att)
- 21—Matt Leach, 2003 (27 att)
- 21—Jeff Chandler, 1999 (24 att)
- 20—Bobby Raymond, 1983 (23 att)
- 19—Jeff Chandler, 2001 (22 att)
- 18—Brian Clark, 1981 (24 att)

Game

- 6—Bobby Raymond vs Florida State, 1983
- 6—Bobby Raymond vs Kentucky, 1984
- 5—Brian Clark vs Ole Miss, 1980
- 5—Eddy Pineiro vs. UAB, 2017
- 4—11x, last: Austin Hardin vs Florida State, 2014

Field Goal Percentage

Career

- (Min. - 35 att)
- 88.37%—Eddy Pineiro, 2016-17 (38 of 43)
- 87.8%—Bobby Raymond, 1983-84 (43 of 49)
- 85.0%—Evan McPherson, 2018-20 (51 of 60)
- 82.9%—Berj Yepremian, 1976-78 (29 of 35)
- 82.1%—Judd Davis, 1992-94 (32 of 39)
- (Min. - 50 att)
- 83.8%—Jeff Chandler, 1997-2001 (67 of 80)
- 79.5%—Caleb Sturgis, 2008-12 (70 of 88)
- 70.5%—Matt Leach, 2001-04 (43 of 61)
- 68.3%—Brian Clark, 1979-81 (43 of 63)

Season

- (Min. - 20 att)
- 88.4%—Bobby Raymond, 1984 (23 of 26)
- 87.5%—Jeff Chandler, 1999 (21 of 24)
- 86.9%—Bobby Raymond, 1983 (20 of 23)

Most Consecutive Field Goals

Career

- 17—Bobby Raymond, 1984
- 16—Jeff Chandler, 2001
- 16—Eddy Pineiro, 2017
- 15—Evan McPherson 2018-20
- 14—Caleb Sturgis, 2010-12
- 13—Jeff Chandler, 2000-01
- 13—Eddy Pineiro, 2016-17
- 11—Jonathan Phillips, 2008
- 11—Berj Yepremian, 1978

PATs Attempted

Career

- 180—Jeff Chandler, 1997-2001 (made 167)
- 164—Bart Edmiston, 1992-96 (made 160)
- 150—Evan McPherson, 2018-2020 (made 149)
- 136—Caleb Sturgis, 2008-12 (made 130)
- 131—Judd Davis, 1992-94 (made 129)
- 125—Matt Leach, 2001-04 (made 120)
- 115—David Posey, 1973-76 (made 110)

Season

- 79—Jonathan Phillips, 2008 (made 78)
- 73—Joey Iijas, 2007 (made 72)
- 71—Bart Edmiston, 1995 (made 71)
- 66—Bart Edmiston, 1996 (made 64)
- 65—Judd Davis, 1994 (made 65)
- 54—Collins Cooper, 1997 (made 48)
- 53—Jeff Chandler, 2000 (made 49)
- 53—Judd Davis, 1993 (made 51)
- 52—Evan McPherson, 2020 (made 52)
- 50—Evan McPherson, 2018 (made 50)
- 49—Matt Leach, 2004 (made 49)

Game

- 11—Collins Cooper vs Central Michigan, 1997
- 10—Chris Howard vs Samford, 2021
- 10—Jonathan Phillips vs The Citadel, 2008
- 10—Judd Davis vs New Mexico State, 1994
- 10—Judd Davis vs Kentucky, 1994
- 9—Jonathan Phillips vs Charleston Southern, 2009
- 9—Matt Leach vs Florida A&M, 2003
- 9—Bart Edmiston vs South Carolina, 1995
- 9—Jim Gainey vs W. Texas St, 1982

PATs Made

Career

- 167—Jeff Chandler, 1997-2001
- 160—Bart Edmiston, 1992-96
- 149—Evan McPherson, 2018-2020
- 130—Caleb Sturgis, 2008-12
- 129—Judd Davis, 1992-94
- 120—Matt Leach, 2001-04
- 110—David Posey, 1973-76
- 95—Arden Czyzewski, 1988-91
- 83—Jonathan Phillips, 2007-08
- 81—Chris Hetland, 2005-06

Season

- 78—Jonathan Phillips, 2008 (79 att)
- 72—Joey Iijas, 2007 (73 att)
- 71—Bart Edmiston, 1995 (71 att)
- 65—Judd Davis, 1994 (65 att)
- 64—Bart Edmiston, 1996 (66 att)
- 52—Evan McPherson, 2020 (52 att)
- 51—Judd Davis, 1993 (53 att)
- 50—Evan McPherson, 2018 (50 att)
- 49—Matt Leach, 2004 (49 att)
- 49—Jeff Chandler, 2000 (53 att)
- 48—Collins Cooper, 1997 (54 att)

Game

- 10—Jonathan Phillips vs The Citadel, 2008 (10 att)
- 10—Judd Davis vs New Mexico State, 1994 (10 att)
- 10—Judd Davis vs Kentucky, 1994 (10 att)
- 10—Chris Howard vs Samford, 2021 (10 att)
- 9—Matt Leach vs Florida A&M, 2003 (9 att)
- 9—Collins Cooper vs Central Michigan, 1997 (11 att)
- 9—Bart Edmiston vs South Carolina, 1995 (9 att)
- 9—Jim Gainey vs W. Texas St, 1982 (9 att)

PATs Percent Accuracy

Career

- (Min. 50)
- 100%—Brian Clark, 1979-81 (62 of 62)
- 99.3%—Evan McPherson, 2018-2020 (149 of 150)
- 98.6%—Joey Iijas, 2004-07 (72 of 73)
- 98.2%—Berj Yepremian, 1976-78 (56 of 57)

Season

- (Min. 25)
- 100%—Evan McPherson, 2020 (52 of 52)
- 100%—Evan McPherson, 2018 (50 of 50)
- 100%—Eddy Pineiro, 2016 (32 of 32)
- 100%—Caleb Sturgis, 2011 (31 of 31)
- 100%—Matt Leach, 2004 (49 of 49)
- 100%—Matt Leach, 2003 (41 of 41)
- 100%—Bart Edmiston, 1995 (71 of 71)
- 100%—Judd Davis, 1994 (65 of 65)
- 100%—Arden Czyzewski, 1991 (44 of 44)
- 100%—Robert McGinty, 1987 (33 of 33)

Consecutive PATs Made

Career

- 114—Bart Edmiston, 1992-96
- 104—Matt Leach, 2001-04
- 91—Evan McPherson, 2018-19
- 81—Judd Davis, 1992-94
- 62—Brian Clark, 1979-81
- 61—Jonathan Phillips, 2007-08
- 58—Evan McPherson, 2019-20
- 55—Berj Yepremian, 1976-78

Game

- (Min. 8)
- 10 of 10—Chris Howard vs. Samford, 2021
- 10 of 10—Jonathan Phillips vs The Citadel, 2008
- 10 of 10—Judd Davis vs New Mexico State, 1994
- 10 of 10—Judd Davis vs Kentucky, 1994
- 9 of 9—Jonathan Phillips vs Kentucky, 2008
- 9 of 9—Matt Leach vs Florida A&M, 2003
- 9 of 9—Bart Edmiston vs South Carolina, 1995
- 9 of 9—Jim Gainey vs W. Texas St, 1982
- 8 of 8—11x, last: Evan McPherson vs Arkansas, 2020

Longest Field Goals

- 60—Chris Perkins vs Tulane, 1984
- 56—Caleb Sturgis vs Georgia, 2009
- 55—Evan McPherson vs. Ole Miss, 2020
- 55—Caleb Sturgis vs Furman, 2011
- 55—Caleb Sturgis vs Vanderbilt, 2011
- 55—Brian Clark vs Kentucky, 1981
- 54—Eddy Pineiro vs South Carolina, 2016
- 54—Eddy Pineiro vs Kentucky, 2016
- 54—Jeff Chandler vs Georgia, 2000
- 54—Berj Yepremian vs Utah, 1977
- 54—David Posey vs Florida State, 1976
- 53—Eddy Pineiro vs Missouri, 2016
- 53—Chris Perkins vs Miami, 1983
- 53—John Williams vs Ole Miss, 1973
- 52—Adam Mihalek vs Georgia, 2022**
- 52—Matt Leach vs Georgia, 2004
- 52—Austin Hardin vs Florida State, 2014
- 52—Jeff Chandler vs Tennessee, 2001
- 52—Judd Davis vs Southern Miss, 1994
- 52—Brian Clark vs Kentucky, 1979
- 52—Berj Yepremian vs Alabama, 1978
- 51—Jace Christmann vs. Kentucky, 2021
- 51—Evan McPherson vs. Georgia, 2020
- 51—Caleb Sturgis vs Texas A&M, 2012
- 51—Caleb Sturgis vs Bowling Green, 2013
- 51—Caleb Sturgis vs Florida Atlantic, 2011
- 51—Caleb Sturgis vs Arkansas, 2009
- 51—Robert McGinty vs Auburn, 1986
- 51—Chris Perkins vs Tennessee, 1984
- 51—Berj Yepremian vs Rice, 1977
- 51—David Posey vs Florida State, 1975
- 50—Evan McPherson vs. Georgia, 2020
- 50—Evan McPherson vs. Florida State, 2019
- 50—Eddy Pineiro vs UAB, 2017
- 50—Eddy Pineiro vs UAB, 2017
- 50—Caleb Sturgis vs Georgia, 2012
- 50—Matt Leach vs Mississippi State, 2004
- 50—Matt Leach vs LSU, 2003
- 50—Jeff Chandler vs Florida State, 1999
- 50—Robert McGinty vs LSU, 1987
- 50—Berj Yepremian vs Florida State, 1977
- 50—Adam Mihalek vs Texas A&M, 2022**
- 50—Adam Mihalek vs Kentucky, 2022**

Game-Winning Field Goals in UF History

(2:30 or less remaining in the game)

Name	Date	Opp.	Distance	Time	Final
Austin Hardin	11/7/16	Vanderbilt	43	2:22	9-7
Chas Henry	10/30/10	Georgia	37	0T	34-31
Caleb Sturgis	10/17/09	Arkansas	27	:09	23-20
Matt Leach	11/1/03	Georgia	33	:33	16-13
Arden Czyzewski	10/7/89	LSU	41	:00	16-13
Jim Gainey	10/30/82	Auburn	42	:01	19-17
Brian Clark	11/15/80	Kentucky	34	:00	17-15
Wayne Barfield	11/11/67	Georgia	31	:29	17-16
Steve Spurrier	10/29/66	Auburn	40	2:12	30-27
Bob Lyle	9/26/64	Mississippi State	41	:00	16-13

RETURN RECORDS

Most Kickoff Returns (Since 1958)

Career

112—Brandon James, 2006-09
79—Andre Debose, 2010-14
57—Willie Jackson Sr., 1970-72

Season

32—Brandon James, 2008
30—Brandon James, 2007
29—Brandon Powell, 2015
29—Brandon James, 2009

Game

6—Chris Rainey vs Georgia, 2010
6—Reidel Anthony vs Tennessee, 1995
6—Bo Carroll vs Alabama, 1999

Kick Return Yds

Career

2,718—Brandon James, 2006-09
2,111—Andre Debose, 2010-14
1,248—Willie Jackson, Sr., 1970-72

Season

841—Brandon James, 2007
756—Brandon James, 2009
738—Brandon James, 2008
666—Kerry Watkins, 1986

Game

159—Andre Debose vs South Carolina, 2010
159—Tony Lomack vs Kentucky, 1989
158—Solomon Patton vs Missouri, 2013
154—Andre Debose vs LSU, 2010

Kick Return Average

Career

(Min. 30)

27.7—Solomon Patton, 2010-13 (39 for 1,079)
26.7—Andre Debose, 2010-14 (79 for 2,111)
26.1—Jack Jackson, 1992-94 (39 for 1,019)
(Min. 50)
26.7—Andre Debose, 2010-14 (79 for 2,111)
24.3—Brandon James, 2006-09 (112 for 2,718)
22.5—Harrison Houston, 1990-93 (54 for 1,216)

Season

(Min. 10)

29.2—Solomon Patton, 2013 (22 for 642)
28.3—Andre Debose, 2012 (18 for 510)
28.2—Jack Jackson, 1993 (17 for 480)
28.0—Andre Debose, 2010 (21 for 587)

Kick Return TDs

Career

4—Andre Debose, 2010-14
2—Bo Carroll, 1997-2000
2—Stacey Simmons, 1986-88

Season

2—Andre Debose, 2010

Game

1—14x, last by Antonio Callaway vs Missouri, 2016

Longest Kickoff Returns

100—Solomon Patton vs Missouri, 2013
100—Andre Debose vs Louisville, 2012
100—Bo Carroll vs LSU, 1999
100—Jack Jackson vs Mississippi State, 1993
100—Pat Reen vs Miami, 1940
99—Andre Debose vs Ohio State, 2011
99—Jeff Demps vs Georgia, 2011
99—Andre Debose vs South Carolina, 2010
99—Tony Lomack vs Kentucky, 1989
98—Billy Chase vs Ole Miss, 1934
97—Cris Collinsworth vs LSU, 1978
96—Chuck Hunsinger vs Alabama, 1948
96—Harvin Clark vs Kentucky, 1969
94—Bo Carroll vs Arkansas, 1997
94—Stacey Simmons vs Kentucky, 1987
93—Pat Reen vs Auburn, 1940
90—Reidel Anthony vs Auburn, 1995
90—Jack Nichols vs Auburn, 1950
88—Andre Debose vs LSU, 2010
88—Bobby Forbes vs Furman, 1947
85—Brandon James vs Charleston Southern, 2009
85—Jim Roundtree vs Georgia, 1955
85—Stacey Simmons vs Ole Miss, 1988

Most Punt Returns (Since 1958)

Career

117—Brandon James, 2006-09
76—Keiwan Ratliff, 2000-03
75—Ivory Curry, 1980-82
72—Tyson Sever, 1972-74

Season

41—Wallace Brown, 1934
37—Brandon James, 2008
35—Tyson Sever, 1972

Game

7—Tyson Sever vs North Carolina, 1972

Punt Return Yds (Since 1955)

Career

1,371—Brandon James, 2006-09
860—Keiwan Ratliff, 2000-03
766—Jacquez Green, 1995-97
653—Antonio Callaway, 2015-16
631—Ivory Curry, 1980-82
589—Ricky Nattiel, 1983-86

Season

510—Brandon James, 2008 (37 ret)
435—Antonio Callaway, 2015 (28 ret)
392—Jacquez Green, 1997 (27 ret)
363—Brandon James, 2006 (33 ret)
354—Tyson Sever, 1972 (35 ret)
346—Ricky Nattiel, 1984 (22 ret)

Game
155—Brandon James vs Western Carolina, 2007 (6 ret)
145—Jacquez Green vs Kentucky, 1996 (2 ret)

Punt Return Average

Career

(Min. 25)

18.6—Hal Griffin, 1946-49 (26 for 484)

Season

(Min. 10)

26.7—Hal Griffin, 1947 (10 for 267)

Punt Return TDs

Career

4—Brandon James, 2006-09
4—Jacquez Green, 1995-97

Season

2—Antonio Callaway, 2015
2—Brandon James, 2008
2—Lito Sheppard, 2000
2—Jacquez Green, 1997
2—Jacquez Green, 1996
2—Steve Tannen, 1968
2—Loran Broadus, 1948

Game

2—Jacquez Green vs Kentucky, 1996

Longest Punt Returns

97—Hal Griffin vs Miami, 1946
87—Hal Griffin vs Villanova, 1946
86—Jacquez Green vs South Carolina, 1997
85—Freddie Swain vs Colorado State, 2018
85—Antonio Callaway vs Alabama (SECCG), 2015
84—Loran Broadus vs Rollins, 1948
83—Brandon James vs Tennessee, 2007
83—George Grandy vs Tulane, 1966
82—Harvin Clark vs Miami, 1971
82—Steve Tannen vs Vanderbilt, 1968
82—Hal Griffin vs Kansas State, 1947
80—Jack Harper vs SMU, 1964
80—Hagood Clark vs Auburn, 1961
80—Loran Broadus vs Tulsa, 1948
80—Loran Broadus vs North Carolina, 1947
79—Jacquez Green vs Kentucky, 1996
78—Brandon James vs Tennessee, 2008
78—Jack Nichols vs The Citadel, 1950
77—Brandon James vs Western Carolina, 2006
75—Hal Griffin vs N.C. State, 1946
75—Jimmy Hall vs The Citadel, 1951

Kickoff Return TDs

Player	Date	Opponent	Yds	Loc	Notes
Harvin Clark	11/15/69	Kentucky	96	H	
Cris Collinsworth	10/7/78	LSU	97	H	
Stacey Simmons	11/14/87	Kentucky	94	H	Opening Kick
Stacey Simmons	9/10/88	Ole Miss	85	N	Jackson, Miss.
Tony Lomack	11/18/89	Kentucky	99	H	
Jack Jackson	10/2/93	Mississippi State	100	H	
Reidel Anthony	10/14/95	Auburn	90	A	
Bo Carroll	10/4/97	Arkansas	94	H	Opening Kick
Bo Carroll	10/9/99	LSU	100	A	
Brandon James	9/6/09	Charleston Southern	85	H	
Andre Debose	10/9/10	LSU	88	H	
Andre Debose	11/13/10	South Carolina	99*	H	Opening Kick
Jeff Demps	10/29/11	Georgia	99	N	Jacksonville, Fla.
Andre Debose	1/2/12	Ohio State	99**	N	Jacksonville, Fla., (Bowl)
Andre Debose	1/2/13	Louisville	100	N	New Orleans, La. (Bowl)
Solomon Patton	10/19/13	Missouri	100	A	
Antonio Callaway	10/15/16	Missouri	44	H	Onside Kick

Totals: 17 Home: 10 Away: 3 Neutral: 4 Opening Kick: 3

*set UF single-season record for kick return TDs

**set UF career record for kick return TDs

Blocked Field Goals for TDs

Player	Date	Opponent	Yds	Location
Reggie Lewis	11/26/05	Florida State	52	H

Totals: 1 Home: 1 Away: 0 Neutral: 0

Punt Return TDs

Player	Date	Opponent	Yds	Loc	Notes
George Grandy	11/12/66	Tulane	83	H	
Steve Tannen	9/21/68	Air Force	64	N	Tampa, Fla.
Steve Tannen	10/26/68	Vanderbilt	82	A	
Carlos Alvarez	9/12/70	Duke	72	N	Jacksonville, Fla.
Harvin Clark	11/27/71	Miami	82	A	
Tyson Sever	11/18/72	Kentucky	71	H	
Ivory Curry	9/20/80	Georgia	71	A	
Ricky Nattiel	9/29/84	Mississippi State	67	H	
Fred Weary	10/1/94	Ole Miss	10	A	Blocked Punt
Mike Harris	11/12/94	South Carolina	40	H	Blocked Punt
Jacquez Green	9/28/96	Kentucky	66	H	
Jacquez Green	9/28/96	Kentucky	79	H	
Jacquez Green	9/6/97	Central Michigan	13	H	Blocked Punt
Jacquez Green	11/15/97	South Carolina	86	A	
Mike Peterson	11/7/98	Vanderbilt	27	A	Blocked Punt
Lito Sheppard	9/9/00	Middle Tenn St	54	H	
Lito Sheppard	11/11/00	South Carolina	57	H	
Tremain McCollum	1/2/05	Iowa	0	N*	Blocked Punt
Terrence Holmes	10/8/05	Mississippi State	0	H	Blocked Punt
Brandon James	11/18/06	Western Carolina	77	H	
Brandon James	9/15/07	Tennessee	83	H	
Marcus Manson	11/17/07	Florida Atlantic	19	H	Blocked Punt
Brandon James	8/30/08	Hawaii	74	H	
Brandon James	9/20/08	Tennessee	78	A	
Chris Rainey	9/26/09	Kentucky	23	A	Blocked & Rec. punt
Solomon Patton	11/6/10	Vanderbilt	42	A	Blocked by C. Rainey
Lerentee McCray	1/1/11	Penn State	27	N	Blocked by S. Patton (Bowl)
Chris Rainey	9/3/11	Florida Atlantic	22	H	Blocked by S. Patton
Graham Stewart	1/2/12	Ohio State	14	N	Blocked by C. Rainey (Bowl)
Jelani Jenkins	11/10/12	Louisiana	36	H	Blocked by L. Purifoy
Andre Debose	10/11/14	LSU	62	H	
Antonio Callaway	10/17/15	LSU	72	A	
Antonio Callaway	12/5/15	Alabama	85	N	SEC Championship
Freddie Swain	9/15/18	Colorado State	85	H	
Tyrie Cleveland	9/15/18	Colorado State	0	H	Blocked by J. Houston
Kadarius Toney	11/28/20	Kentucky	50	H	

PUNTING RECORDS**Attempted**

Career
240—Johnny Townsend, 2013-17
231—Eric Wilbur, 2003-06
209—Buster Morrison, 1972-74
182—Shayne Edge, 1991-94
181—Kyle Christy, 2011-14
165—Chas Henry, 2007-10
161—Ray Criswell, 1982-85
154—Fred Montsdeoca, 1948-50
135—Bill Conover, 1978-79
130—Steve Spurrier, 1964-66

Season

83—Johnny Townsend, 2015
83—Buster Morrison, 1972
83—Bud Walton, 1938
76—Bill Conover, 1979
70—Buster Morrison, 1973
66—Kyle Christy, 2012
66—Eric Wilbur, 2003
64—Johnny Townsend, 2017
64—Johnny Townsend, 2016
64—Kyle Christy, 2014
By a Senior: 64—Kyle Christy, 2014; Johnny Townsend, 2017
By a Junior: 76—Bill Conover, 1979
By a Sophomore: 83—Buster Morrison, 1972; Bud Walton, 1938; Johnny Townsend, 2015
By a Freshman: 66—Eric Wilbur, 2003

Game

23—Bud Walton vs Ga Tech, 1938

Yardage (Avg.)

Career
(Min. 90 punts)
46.2—Johnny Townsend (240 punts), 2013-17
44.8—Tommy Townsend (93 punts), 2016-19
44.4—Ray Criswell (161 punts), 1982-85
43.7—Kyle Christy (181 punts), 2011-14
43.0—Chas Henry (165 punts), 2007-10
42.9—Eric Wilbur (231 punts), 2003-06
42.6—Bobby Joe Green (97 punts), 1958-59
42.5—Shayne Edge (145 punts), 1991-94
42.1—Chas Henry (115 punts), 2007-10
41.8—Alan Rhine (94 punts), 1999-2000
41.2—Alan Williams (100 punts), 1976-77

Season

(Min. 40 punts)
47.9—Johnny Townsend (64 punts), 2016
46.2—Johnny Townsend (64 punts), 2017
45.8—Kyle Christy (66 punts), 2012
45.4—Tommy Townsend (51 punts), 2018
45.4—Johnny Townsend (83 punts), 2015
45.1—Chas Henry (50 punts), 2010
44.9—Bobby Joe Green (54 punts), 1959
44.8—Eric Wilbur (66 punts), 2003
44.7—Ray Criswell (55 punts), 1985
44.2—Kyle Christy (64 punts), 2014
By a Senior: 46.2—Johnny Townsend (64 punts), 2017
By a Junior: 47.9—Johnny Townsend (64 punts), 2016
By a Sophomore: (min. 45) 45.5—Johnny Townsend (83 punts), 2015; (min. 30) 47.4—Ray Criswell (30 punts), 1983
By a Freshman: 44.8—Eric Wilbur (66 punts), 2003

Game

(Min. 7 punts)

54.4—Johnny Townsend vs Georgia (7 for 381), 2017
54.3—Kyle Christy vs South Carolina (7 for 380), 2012
53.0—Fred Montsdeoca vs Alabama (7 for 371), 1949
52.7—Kyle Christy vs Alabama (7 for 369), 2014
51.9—Johnny Townsend vs Vanderbilt (7 for 363), 2016
51.8—Johnny Townsend vs Alabama (8 for 414), 2015 (SEC Championship Game Record)
50.7—Eric Wilbur vs Georgia (7 for 355), 2003
49.6—Johnny Townsend vs Tennessee (7 for 347), 2015
49.1—Kyle Christy vs LSU (7 for 344), 2012
48.6—Johnny Townsend vs Tennessee (8 for 389), 2016

Yardage**Career**

11,090—Johnny Townsend (240 punts), 2013-17
9,900—Eric Wilbur (231 punts), 2003-06
8,374—Buster Morrison (209 punts), 1972-74
7,914—Kyle Christy (181 punts), 2011-14
7,729—Shayne Edge (182 punts), 1991-94

Season

3,765—Johnny Townsend (83 punts), 2015

Game

432—Tommy Townsend (9 punts) vs LSU, 2018
432—Eric Wilbur (10 punts) vs LSU, 2005
424—Ray Criswell (9 punts) vs Auburn, 1985
422—Roger Sibbald (10 punts) vs Georgia Tech, 1980

Longest Punts

82—Bobby Joe Green vs Georgia, 1958
76—Shayne Edge vs Vanderbilt, 1992
76—Don Chandler vs Georgia Tech, 1955
75—Chas Henry vs Alabama, 2010
75—Eric Wilbur vs Tennessee, 2003
73—Ray Criswell vs LSU, 1982
71—Tommy Townsend vs Missouri, 2019
71—Tommy Townsend vs Georgia, 2018
70—Johnny Townsend vs Georgia, 2017
70—Ingle Martin vs Ole Miss, 2002
70—Ray Criswell vs LSU, 1982
69—Jeremy Crawshaw vs Vanderbilt, 2021
67—Jeremy Crawshaw vs South Carolina, 2022
67—Jeremy Crawshaw vs Missouri, 2021
67—Jacob Finn vs LSU, 2020
67—Kyle Christy vs Auburn, 2011
67—Johnny Townsend vs Texas A&M, 2017
67—Kyle Christy vs Auburn, 2011
67—Chas Henry vs Mississippi State, 2010
67—Chas Henry vs Florida State, 2008
66—Kyle Christy vs Alabama, 2014
66—Bobby Joe Green vs Georgia, 1959
66—Buster Morrison vs Florida State, 1974
65—Alan Rhine vs Auburn (SECCG), 2000
65—Bobby Joe Green vs Florida State, 1959
65—Hank Rone vs Kentucky, 1989
65—Bobby Joe Green vs Virginia, 1959
65—Don Riggold vs LSU, 1961

SCORING RECORDS

Total Points

Career

368—Jeff Chandler, 1997-2001 (67 FG, 167 PAT)
342—Tim Tebow, 2006-09 (57 TD)
340—Caleb Sturgis, 2008-12 (70 FG, 130 PAT)
302—Evan McPherson, 2018-20 (51 FG, 149 PAT)
250—Matt Leach, 2001-04 (43 FG, 120 PAT)
226—Bart Edmiston, 1992-96 (22 FG, 160 PAT)
225—Judd Davis, 1992-94 (32 FG, 129 PAT)
222—Emmitt Smith, 1987-89 (37 TD)
216—Errict Rhett, 1990-93 (36 TD)
209—David Posey, 1973-76 (33 FG, 110 PAT)

Season

138—Tim Tebow, 2007 (23 TD)
110—Caleb Sturgis, 2009 (22 FG, 44 PAT)
110—Reidel Anthony, 1996 (18 TD, 1-2 pt)
110—Tommy Durrance, 1969 (18 TD, 1-2 pt)
108—Edgar Jones, 1925 (16 TD)
107—Judd Davis, 1994 (14 FG, 65 PAT)
106—Caleb Sturgis, 2012 (24 FG, 34 PAT)
104—Matt Leach, 2003 (21 FG, 41 PAT)
103—Evan McPherson, 2020 (17 FG, 52 PAT)
103—Jeff Chandler, 2001 (19 FG, 46 PAT)
103—Bobby Raymond, 1984 (23 FG, 34 PAT)

Game (By A Kicker)

23—Bobby Raymond vs Florida State, 1983 (6 FG, 5 PAT) <i>Established a NCAA single-game scoring record for a kicker</i>

Game (By A Non-Kicker)

42—Emory Jones vs Samford, 2021 (7 TD)
36—Trey Burton vs Kentucky, 2010 (6 TD)
30—Tim Tebow vs South Carolina, 2007 (5 TD)
24—Kyle Pitts vs Ole Miss, 2020 (4 TD)
24—DeShawn Wynn vs Kentucky, 2005 (4 TD)
24—Chad Jackson vs Wyoming, 2005 (4 TD)
24—DeShawn Wynn vs Florida A&M, 2003 (4 TD)
24—Jesse Palmer vs Kentucky, 2000 (4 TD)
24—Fred Taylor vs Florida State, 1997 (4 TD)
24—Ike Hilliard vs Tennessee, 1995 (4 TD)
24—Jack Jackson vs New Mexico State, 1994 (4 TD)
24—Rammy Ramsdell vs Mercer, 1915 (4 TD)
24—Tommy Owens vs Mercer, 1928 (4 TD)

TDs

Career

57—Tim Tebow, 2006-09
37—Emmitt Smith, 1987-89
36—Errict Rhett, 1990-93
33—Earnest Graham, 1999-2002
32—Neal Anderson, 1982-85
31—Fred Taylor, 1994-97
31—Chris Doering, 1992-95
31—Jack Jackson, 1992-94
30—Lamical Perine, 2016-19
30—Jacquez Green, 1995-97
30—Tommy Durrance, 1969-71

Season

23—Tim Tebow, 2007 (23 rush)
18—Reidel Anthony, 1996 (18 rec.)
18—Tommy Durrance, 1969 (12 rush, 6 rec.)
17—Chris Doering, 1995 (17 rec.)
16—Jack Jackson, 1994 (15 rec., 1 run)
16—Edgar Jones, 1925 (8 rush, 6 rec, 2 KR)
15—Ike Hilliard, 1995 (15 rec.)
15—Emmitt Smith, 1989 (14 rush, 1 rec.)
14—Tim Tebow, 2009 (14 rush)
14—Jabar Gaffney, 2000 (14 rec.)
14—Buford Long, 1952 (13 rush, 1 rec.)
By a Senior: 17—Chris Doering, 1995
By a Junior: 18—Reidel Anthony, 1996
By a Sophomore: 23—Tim Tebow, 2007
By a Freshman: 14—Jabar Gaffney, 2000

ALL-TIME NON-OFFENSIVE SCORES

Year	Defense				Returns		Totals	
	Fumbles	INTs	Safety	Kickoff	Punt	Defensive	Returns	Non-Offense
1946	0	0	0	0	2	0	2	2
1947	0	0	0	0	3	0	3	3
1948	0	1	0	0	2	1	2	3
1949	0	0	0	0	0	0	0	0
1950	0	0	0	0	0	0	0	0
1951	0	1	0	0	2	1	2	3
1952	0	0	0	0	0	0	0	0
1953	0	0	0	0	0	0	0	0
1954	0	0	0	0	0	0	0	0
1955	0	0	2	1	1	2	2	4
1956	0	0	0	0	0	0	0	0
1957	0	0	2	0	2	2	2	4
1958	0	0	1	2	1	1	3	4
1959	0	3	1	0	1	4	1	5
1960	1	0	0	0	0	1	0	1
1961	0	0	0	0	1	0	1	1
1962	1	0	0	0	2	1	2	3
1963	1	1	0	0	0	2	0	2
1964	0	1	0	0	1	1	1	2
1965	0	2	0	0	0	2	0	2
1966	0	0	1	0	1	1	1	2
1967	0	0	0	0	0	0	0	0
1968	1	0	0	0	2	1	2	3
1969	0	1	1	1	0	2	1	3
1970	0	2	0	0	1	2	1	3
1971	0	1	0	0	1	1	1	2
1972	0	3	0	0	0	3	0	3
1973	0	0	0	0	0	0	0	0
1974	0	0	1	0	0	1	0	1
1975	1	1	0	0	0	2	0	2
1976	0	1	2	0	0	3	0	3
1977	3	0	0	0	2	3	2	5
1978	0	0	0	0	0	0	0	0
1979	0	0	0	0	0	0	0	0
1980	0	1	0	0	0	1	0	1
1981	0	2	2	0	0	4	0	4
1982	0	0	1	0	0	1	0	1
1983	0	0	0	0	0	0	0	0
1984	0	0	1	0	0	1	0	1
1985	0	0	0	0	0	0	0	0
1986	0	1	1	0	0	2	0	2
1987	0	1	2	0	0	3	0	3
1988	0	2	0	1	0	2	1	3
1989	0	1	0	1	0	1	1	2
1990	1	3	1	0	0	5	0	5
1991	0	2	1	0	0	3	0	3
1992	0	0	0	0	0	0	0	0
1993	1	1	2	1	0	4	1	5
1994	1	3	0	1	0	4	1	5
1995	1	0	0	1	0	1	1	2
1996	4	2	1	0	3	7	3	10
1997	1	1	0	1	2	2	3	5
1998	0	0	1	0	1	1	1	2
1999	1	2	0	1	0	3	1	4
2000	1	1	0	0	2	2	2	4
2001	0	2	0	0	0	2	0	2
2002	0	3	0	0	0	3	0	3
2003	2	4	0	0	0	6	0	6
2004	0	0	0	0	0	0	0	0
2005	1	1	2	0	2	4	2	6
2006	2	1	2	0	1	5	1	6
2007	1	1	0	0	1	2	1	3
2008	0	5	1	0	2	6	2	8
2009	0	3	0	1	1	3	2	5 *
2010	1	4	0	2	2	5	4	9 **
2011	1	2	1	2	2	4	4	8 ***
2012	0	2	0	1	1	2	2	4 ****
2013	0	1	1	1	0	2	1	3
2014	1	2	0	0	1	4	1	4
2015	1	2	1	0	2	6	2	6
2016	1	4	1	1	0	5	1	7
2017	0	3	0	0	0	3	0	3
2018	0	4	1	0	2	5	2	7
2019	1	0	0	0	0	1	0	1
2020	1	0	0	0	1	1	1	2
2021	0	0	0	0	0	0	0	0
2022	0	2	0	0	0	2	0	0
Totals	32	87	34	19	51	153	70	221

*C. Rainey block punt listed as punt return

**S. Patton, L. McCray block punt listed as punt return

***C. Rainey, G. Stewart each returned blocked punts

****J. Jenkins returned a blocked punt

DEFENSIVE RECORDS**Total Tackles****Career**

475—David Little, ILB, 1977-80
 467—Scot Brantley, ILB, 1976-79
 457—Sammy Green, ILB, 1972-75
 409—Charlie Williams, ILB, 1974-77
 363—Ed Robinson, ILB, 1990-93
 357—Ralph Ortega, ILB, 1972-74
 353—Fernando Jackson, ILB, 1979-82
 348—Robin Fisher, MG, 1978-81
 343—Wilber Marshall, OLB, 1980-83
 335—Alonzo Johnson, OLB, 1981-85

Season

202—Sammy Green, ILB, 1976 (126 UT, 76 AT)
 193—Scot Brantley, ILB, 1978 (115 UT, 78 AT)
 185—Glenn Cameron, ILB, 1974 (120 UT, 65 AT)
 168—Bam Hardmon, ILB, 2002 (104 UT, 64 AT)
 161—David Little, ILB, 1980 (101 UT, 60 AT)
 153—Charlie Williams, ILB, 1977 (98 UT, 55 AT)
 145—Scot Brantley, ILB, 1976 (93 UT, 52 AT)
 142—Carlton Miles, ILB, 1992 (81 UT, 61 AT)

QB Sacks**Career**

33—Alex Brown, DE, 1998-2001
 27—Alonzo Johnson, OLB, 1981-85
 26.5—Huey Richardson, OLB/DE, 1987-90
 25—Clifford Charlton, OLB, 1984-87
 23—Wilber Marshall, OLB, 1980-83
 21.8—Kevin Carter, DE, 1991-94
 21—David Galloway, DT, 1977-81
 21—Robin Fisher, MG, 1978-81
 20.5—Derrick Harvey, DE, 2005-07
 19.5—Jermaine Cunningham, DE, 2006-09
 19.5—Carlos Dunlap, DE, 2007-09

Season

13—Alex Brown, DE, 1999
 12.5—Huey Richardson, OLB, 1989
 12—Alonzo Johnson, OLB, 1985
 11.8—Kevin Carter, DE, 1994
 11—Jachai Polite, DL, 2018
 11—Derrick Harvey, DE, 2006
 11—Clifford Charlton, OLB, 1986
 11—Alonzo Johnson, OLB, 1984
 11—Wilber Marshall, OLB, 1981
 10.5—Alex Brown, DE, 2001
 10—Rhondy Weston, DT, 1988

Total Tackles for Loss**Career**

58—Wilber Marshall, LB, 1980-83 (23 QBS, 35 TFL)
 55—Alonzo Johnson, LB, 1981-85 (27 QBS, 28 TFL)
 51.5—Derrick Harvey, DE, 2004-07 (20.5 QBS, 31 TFL)
 50.5—Huey Richardson, LB/DE, 1987-90 (26.5 QBS, 24 TFL)
 49—Clifford Charlton, LB, 1984-87 (25 QBS, 24 TFL)
 47.5—Brad Culpepper, DT, 1988-91 (18 QBS, 29.5 TFL)
 46—Alex Brown, DE, 1998-2001 (33 QBS, 12 TFL)
 45—CeCe Jefferson, DL, 2015-18 (10.5 QBS, 34.5 TFL)
 44—Jeff Roth, DL, 1985-88 (17 QBS, 27 TFL)
 43—Jabari Zuniga, DL, 2015- (15.5 QBS, 27.5 TFL)
 42.3—Kevin Carter, DE, 1991-94 (21.8 QBS, 20.5 TFL)
 41.5—Jachai Polite, DL, 2016-18 (15 QBS, 26.5 TFL)
 41—Robin Fisher, DL, 1978-81 (21 QBS, 20 TFL)
 36.8—Ellis Johnson, DT, 1991-94 (16.3 QBS, 20.5 TFL)

Season

28.5—Jachai Polite, DL, 2018 (11 QBS, 17.5 TFL)
 27—Wilber Marshall, OLB, 1981 (11 QBS, 16 TFL)
 25.5—Derrick Harvey, DE, 2007 (8.5 QBS, 17 TFL)
 23—Clifford Charlton, OLB, 1986 (11 QBS, 12 TFL)
 22.5—Huey Richardson, OLB, 1989 (12.5 QBS, 10 TFL)

21.5—Brad Culpepper, DT, 1991 (7 QBS, 14.5 TFL)
 21.3—Kevin Carter, DE, 1994 (11.8 QBS, 9.5 TFL)
 19—Alonzo Johnson, OLB, 1985 (12 QBS, 7 TFL)
 19—Trace Armstrong, DT, 1988 (7 QBS, 12 TFL)
 18.5—Jermaine Cunningham, DE, 2007
 18—Alex Brown, DE, 1999 (13 QBS, 5 TFL)

Pass Break Ups**Career**

42—Anthon Lott, 1993-96
 39—Larry Kennedy, 1991-94
 37—Jalen Tabor, 2014-16
 35—Fred Weary, 1994-98
 34—Joe Haden, 2007-09
 34—Louis Oliver, 1984-88
 30—Bennie Alexander, 1997-2001
 29—Robert Cromartie, 1998-2002
 28—Vernon Hargreaves III, 2013-15
 25—Janoris Jenkins, 2008-10
 25—Guss Scott, 2000-03

Season

19—Louis Oliver, 1987
 18—Jalen Tabor, 2015
 15—Bennie Alexander, 1999
 15—Anthon Lott, 1994
 13—Vernon Hargreaves III, 2014
 13—Demetrice Webb, 2005
 13—Anthon Lott, 1995
 12—Marcus Roberson, 2012
 12—Joe Haden, 2008
 12—Larry Kennedy, 1993
By a Senior: 11—Fred Weary, 1997
By a Junior: 19—Louis Oliver, 1987
By a Sophomore: 18—Jalen Tabor, 2016
By a Freshman: 11—Janoris Jenkins, 2008;
 Vernon Hargreaves III, 2013

Forced Fumbles**Career**

15—Clifford Charlton, 1984-87
 11—Guss Scott, 2000-03
 9—Alex Brown, 1997-2001
 8—Jachai Polite, 2016-2018
 7—Marcus Maye, 2012-16
 7—Lawrence Wright, 1993-96
 7—Anthon Lott, 1993-96
 7—Ben Hanks, 1992-95
 6—Johnny Rutledge, 1995-98
 6—Jevon Kearse, 1995-98
 6—Ellis Johnson, 1991-94

Season

6—Jachai Polite, 2018
 6—Clifford Charlton, 1986
 5—Marcus Maye, 2015
 5—Guss Scott, 2003
 5—Alex Brown, 1999
 5—Lawrence Wright, 1995
 5—Anthon Lott, 1995
 5—Ellis Johnson, 1994
 4—4x, last Major Wright, 2007

By a Senior: 5—many times, last Guss Scott, 2003
By a Junior: 6—2x, last Jachai Polite, 2018
By a Sophomore: 5—Alex Brown, 1999
By a Freshman: 4—Major Wright, 2007

Fumble Recoveries**Career**

8—Brandon Siler, 2004-06
 8—Todd Johnson, 1999-2002
 5—Louis Oliver, 1984-88
 5—Kerry Watkins, 1986-89
 4—5x, last Brandon Spikes, 2006-09

Season

7—Brandon Siler, 2005
 4—Todd Johnson, 2000
 3—10x, last Michael Taylor, 2013
By a Senior: 2—many times, last Jabari Gorman, 2014
By a Junior: 3—many times, last Michael Taylor, 2013
By a Sophomore: 7—Brandon Siler, 2005
By a Freshman: 1—many times, **last Shemar James and Chris McClellan, 2022**

Blocks**Career**

6—Chris Rainey, 2007-11
 4—Tim Paulk, 1987-91
 4—Sam McCorkle, 1992-95
 4—Carlos Dunlap, 2007-09
 3—Loucheiz Purifoy, 2011-13
 3—Solomon Patton, 2010-13
 3—Sharrif Floyd, 2010-12
 3—Demetrice Webb, 2003-05
 3—Todd Johnson, 1998-2002
 3—Jacquez Green, 1995-97

Season

3—Carlos Dunlap, 2008
 3—Jacquez Green, 1995
 3—Sam McCorkle, 1994
 3—Tim Paulk, 1988
 2—13x, last Chris Rainey, 2011 & Solomon Patton, 2011
By a Senior: 2—2x, Todd Johnson, 2002; Chris Rainey, 2011
By a Junior: 3—Sam McCorkle, 1994
By a Sophomore: 3—Carlos Dunlap, 2008
By a Freshman: 3—Tim Paulk, 1988; Jacquez Green, 1995

Interceptions**Career**

15—Fred Weary, 1994-97
 14—Teako Brown, 1995-98
 14—Will White, 1989-92
 13—Ahmad Black, 2007-10
 13—Bruce Bennett, 1963-65
 12—Keiwan Ratliff, 2000-03
 11—Louis Oliver, 1985-88
 11—Wayne Fields, 1972-74
 11—Steve Tannen, 1967-69
 11—Walter Mayberry, 1936-38

Season

9—Keiwan Ratliff, 2003
 8—Ryan Smith, 2006
 7—Ahmad Black, 2008
 7—Will White, 1990
 7—Randy Talbot, 1974
 7—John Clifford, 1970
 6—8x, last Reggie Nelson, 2006

Game

3—Keiwan Ratliff vs Arkansas, 2003
 3—Will White vs Alabama, 1990
 3—John Clifford vs N.C. State, 1970
 3—Bruce Bennett vs Georgia, 1963
 3—Joe Brodsky vs Mississippi State, 1956

Yds Returned**Season**

244—Joe Brodsky, 1956 (5 INT)

Game

162—Joe Brodsky vs Mississippi State, 1956 (3 INT)

Returns for TDs**Career**

4—Brandon Spikes, 2006-09
 3—Chauncey Gardner-Johnson, 2016-18

Season

2—Chauncey Gardner-Johnson, 2018
 2—CJ Henderson, 2017
 2—Jalen "Teez" Tabor, 2015
 2—Brandon Spikes, 2009
 2—Ahmad Black, 2008
 2—Brandon Spikes, 2008
 2—Keiwan Ratliff, 2003
 2—Bennie Alexander, 1999
 2—Jack Westbrook, 1959
 2—Joe Brodsky, 1956

Game

2—Joe Brodsky vs Miss St, 1956

Longest Returns

100—Jackie Simpson vs Mississippi State, 1956
 100—Joe Brodsky vs Mississippi State, 1956
 89—Will Hill vs Georgia, 2010
 89—Tony George vs Tennessee, 1997
 88—Joe Haden vs Georgia, 2008
 88—Anthon Lott vs LSU, 1994
 87—Duke Warren vs Stetson, 1995
 84—Dick Kirk vs Auburn, 1964
 81—Darren Hambrick vs Georgia, 1994
 80—Ahmad Black vs Penn State, 2010
 80—Ahmad Black vs Hawaii, 2008
 79—James Revels vs Auburn, 1972
 79—Quincy Wilson vs Missouri, 2016
 75—Jelani Jenkins vs Furman, 2011
 75—Walter Mayberry vs Stetson, 1936

Average Yds Per Return**Career (Min. 10)**

27.8—Ahmad Black, 2007-10 (13 INT)

Season (Min. 5)

48.8—Joe Brodsky, 1956 (5 INT)

Game (Min. 3)

54.0—Joe Brodsky vs Mississippi State, 1956 (3 for 162)

Interception Return TDs (Since 1980)

Jaydon Hill, 49 yds vs Missouri, 2022
Jalen Kimber, 39 yds vs South Florida, 2022
 C. Gardner-Johnson, 30 yds vs Michigan (Bowl), 2018
 C. Gardner-Johnson, 26 yds vs Idaho, 2018
 Ventrell Miller, 82 yds vs Idaho, 2018
 Brad Stewart, 25 yds vs LSU, 2018
 CJ Henderson, 16 yds vs Tennessee, 2017
 CJ Henderson, 41 yds vs Michigan, 2017
 Duke Dawson, 48 yds vs Michigan, 2017
 Chauncey Gardner-Johnson, 58 yds vs Iowa (Bowl), 2016
 Duke Dawson, 37 yds vs Arkansas, 2015
 Quincy Wilson, 78 yds vs Missouri, 2016
 Teez Tabor, 39 yds vs Missouri, 2016
 Teez Tabor, 39 yds vs Kentucky, 2015
 Teez Tabor, 40 yds vs East Carolina, 2015
 Brian Poole, 29 yds vs East Carolina (Bowl), 2014
 Duke Dawson, 36 yds vs Eastern Michigan, 2014
 Loucheiz Purifoy, 42 yds vs Arkansas, 2013
 Jon Bostic, 7 yds vs Jacksonville State, 2012
 Jaylen Watkins, 26 yds vs Kentucky, 2012
 Jelani Jenkins, 75 yds vs Furman, 2011
 De'Ante Saunders, 25 yds vs Furman, 2011
 Ahmad Black, 80 yds vs Penn State (Bowl), 2011
 Jeremy Brown, 52 yds vs Kentucky, 2010
 Justin Trattou, 35 yds vs USF, 2010
 Janoris Jenkins, 67 yds vs Miami (Ohio), 2010
 Dustin Doe, 23 yds vs Mississippi State, 2009
 Brandon Spikes, 5 yds vs Georgia, 2009
 Brandon Spikes, 41 yds vs FIU, 2009
 Brandon Spikes, 52 yds vs LSU, 2008
 Ahmad Black, 40 yds vs Kentucky, 2008
 Brandon Spikes, 12 yds vs South Carolina, 2008
 Major Wright, 32 yds vs Hawaii, 2008
 Ahmad Black, 80 yds vs Hawaii, 2008
 Wondy Pierre-Louis, 25 yds vs Georgia, 2007
 Reggie Nelson, 70 yds vs Alabama, 2006
 Vernell Brown, 60 yds vs Iowa (Bowl), 2005
 Keiwan Ratliff, 52 yds vs Vanderbilt, 2003
 Keiwan Ratliff, 44 yds vs Arkansas, 2003
 Tre Orr, 73 yds vs San Jose State, 2003
 Guss Scott, 38 yds vs San Jose State, 2003
 Guss Scott, 47 yds vs Georgia, 2002
 Byron Hardmon, 26 yds vs Miami, 2002
 Keiwan Ratliff, 62 yds vs Kentucky, 2002
 Andra Davis, 25 yds vs Vanderbilt, 2001
 Travis Carroll, 24 yds vs South Carolina, 2001
 Lito Sheppard, 19 yds vs Tennessee, 2000
 Bennie Alexander, 42 yds vs Alabama, 1999
 Bennie Alexander, 43 yds vs Florida State, 1999
 Tony George, 89 yds vs Tennessee, 1997
 Teako Brown, 26 yds vs SW Louisiana, 1996
 Fred Weary, 65 yds vs SW Louisiana, 1996
 Anthonie Lott, 88 yds vs LSU, 1994
 Darren Hambrick, 81 yds vs Georgia, 1994
 James Bates, 9 yds vs Georgia, 1994
 Carlton Miles, 14 yds vs San Jose State, 1991
 Larry Kennedy, 44 yds vs Tennessee, 1991
 Darren Mickell, 14 yds vs Oklahoma State, 1990
 Tim Paulk, 36 yds vs Georgia, 1990
 Godfrey Myles, 52 yds vs Kentucky, 1990
 Tim Paulk, 50 yds vs Memphis State, 1989
 Mark Murray, 55 yds vs Indiana State, 1988
 Richard Fain, 32 yds vs LSU, 1988
 Joey Nicoletto, 10 yds vs Cal State Fullerton, 1987
 Adrian White, 30 yds vs Mississippi State, 1986
 Bruce Vaughan, 33 yds vs Furman, 1981
 Sonny Gilliam, 30 yds vs Ole Miss, 1981
 Tim Golden, 10 yds vs Georgia Tech, 1980

Fumble Return TDs (Since 1980)

Jonathan Greenard, 80 yds vs Vanderbilt, 2019
 Marcell Harris, 12 yds vs Florida State, 2016
 Nick Washington, 0 yds (rec in EZ) vs Georgia, 2015
 Keanu Neal, 49 yds vs Alabama, 2014
 Jaye Howard, 2 yds vs Kentucky, 2011
 Terron Sanders, 45 yds vs Vanderbilt, 2010
 Dustin Doe, 18 yds vs Tennessee, 2007
 Wondy Pierre-Louis, 0 yds (rec in EZ) vs Arkansas, 2006 (SECCG)
 Ray McDonald, 9 yds vs Georgia, 2006
 Kiewan Ratliff, 77 yds vs Florida State, 2003
 Todd Johnson, 76 yds vs Middle Tennessee State, 2000
 Marquis Westbrook, 0 yds (rec in EZ) vs UCF, 1999
 Mike Moten, 23 yds vs South Carolina, 1997
 Lawrence Wright, 12 yds vs SW Louisiana, 1996
 Fred Weary, 64 yds vs SW Louisiana, 1996
 Cameron Davis, 40 yds vs Georgia Southern, 1996
 Anthonie Lott, 27 yds vs Tennessee, 1996
 Ben Hanks, 95 yds vs Arkansas, 1995 (SECCG)
 Michael Gilmore, 59 yds vs Georgia, 1994
 Ed Robinson, 48 yds vs Vanderbilt, 1993
 Darren Mickell, 32 yds vs Akron, 1990

RECORD HOLDERS**Individual (Southeastern Conference)**

Most TDs Responsible For (Game):	7 -- 13 times, including Terry Dean vs New Mexico State (1994), Danny Wuerffel vs Tennessee (1995), Doug Johnson vs Central Michigan (1997), Tim Tebow vs South Carolina (2007)
Most TDs Responsible For (Season):	Tim Tebow, 55 (32 Passing, 23 Rushing), 2007
Most TDs Responsible For (Career):	Tim Tebow, 145 (88 Passing, 57 Rushing), 2006-09
Passing Efficiency (Career, min. of 300 Comp.):	Tim Tebow, 170.8 (448 of 681), 2006-09
TD Passes (Game):	7 -- 7 times, including Terry Dean (7 vs New Mexico State in 1994), Doug Johnson (7 vs Central Michigan in 1997)
TD Passes (Career):	Danny Wuerffel, 114, 1993-96
Interceptions Thrown (Game):	John Reaves, 9 vs Auburn, 1969
Longest TD Pass:	Cris Collinsworth to Derrick Gaffney for 99 yards vs Rice, 1977 (shared with Dondrial Pinkins to Troy Williamson, South Carolina vs Virginia, 2003)
Avg Yds Per Rush (Game, Min. of 30 Rushes):	Emmitt Smith, 10.19 ypc (316 yds on 31 carries vs New Mexico in 1989)
Most Rushing TDs (Career):	Tim Tebow, 57, 2006-09
Most Rushing TDs By a Quarterback (Season):	Tim Tebow, 23, 2007
Most Receiving Yards Per Game (Career):	Jabar Gaffney, 103.3 (2,375 yards in 23 games), 2000-01
TD Receptions (Career):	Chris Doering, 31, 1992-95 (tied with Amari Cooper, Alabama, 2012-14)
TD Receptions (Season):	Reidel Anthony, 18 (12 Games), 1996
PATs Attempted (Season):	Jonathan Phillips, 79, 2008
PATs Made (Season):	Jonathan Phillips, 78, 2008
Field Goals Made (Game):	6 -- 7 times, including Bobby Raymond vs Florida State (6 for 6), 1983; vs Kentucky (6 for 6), 1984
Total Points Scored by Kicking (Game):	Bobby Raymond, 23 (6 FG, 5 PAT) vs Florida State, 1983
Longest FG:	Chris Perkins, 60 Yds vs Tulane in 1984 (one of 3 Players in SEC history tied with 60-yarder)
Total Kick Returns (Career):	Brandon James, 229 (117 PR, 112 KR), 2006-09
Total Kick Return Yards (Career):	Brandon James, 4,089 (112 for 2,718 KR / 117 for 1,271 PR), 2006-09
Total Kick Returns (Season):	Brandon James, 69 (37 PR, 32 KR), 2008
Kickoff Return TDs (Career):	Andre Debose, 4, 2010-12 - tied with six others
Punt Return Avg (Season, min. of 10):	Hal Griffin, 26.7 (10 ret.), 1947
Punt Return TDs (Game):	2 -- 10 times, including Jacquez Green vs Kentucky, 1996 (66 and 79 yds on back-to-back returns)
Longest Kickoff Return:	Several for 100 yards, including Pat Reen vs Miami (1940), Jack Jackson vs Mississippi State (1993), Bo Carroll vs LSU (1999), Andre Debose vs Louisville (2012), Solomon Patton vs Missouri (2013)
Interceptions Return Yds (Game):	162, Joe Brodsky (3 int) vs Mississippi State, 1956
Interceptions Returns for TDs (Game):	2 -- 5 times, including Joe Brodsky vs Mississippi State, 1956
Yds Per Interception Return (Game, min. 3):	Joe Brodsky, 54.0 vs Mississippi State, 1956
Yds Per Interception Return (Season, min. 5):	Joe Brodsky, 48.8 (5 for 244), 1956
Longest Interception Return:	Several for 100 Yds, including Jackie Simpson vs Miss St (1955) and Joe Brodsky vs Miss St (1956)

Individual (National)

Earliest Game a Freshman Reached 1,000 Yds (Season):	7th, Several, including Emmitt Smith, 1987 (1,011 vs Temple, Oct. 17)
Most Yds Gained Per Completion (Season, min. 205 comps):	17.5, Danny Wuerffel, 1996 (207 for 3,625)
Most TD Passes (Half):	7 -- 4 times, including Terry Dean vs New Mexico State, 1994 and Doug Johnson vs Central Michigan, 1997
Most Games Scoring a TD:	38, Tim Tebow, 2006-09 (shared with Kenneth Dixon, Louisiana Tech, 2012-15)
Consecutive Games Scoring a TD Rushing and Passing (Season):	13, Tim Tebow, 2007
Consecutive Games Scoring a TD Rushing and Passing (Career):	14, Tim Tebow, 2007-08
Player Rushing for at Least 4,000 Yds and Receiving for at Least 1,000 Yds:	11 players, including Errict Rhett, 1990-93 (4,163 rush, 1,230 receiving)
Most Passes Intercepted (Game):	9, John Reaves vs Auburn, 1969 (66 att.)
Highest Percentage of FG Made Under 40 Yds (Season, min. of 16 Made):	100% -- 8 times, including Bobby Raymond, 1984 (18 of 18)
Highest Percentage of FG Made, Under 40 Yds (Career, min. of 30 Made):	97%, Bobby Raymond (32 of 33), 1983-84
Total Kick Returns (Career):	229, Brandon James, 2006-09 (117 PR, 112 KOR)
Total Kick Return Yds (Career):	4,089, Brandon James, 2006-09 (1,371 PR, 2,718 KOR)

Team (Southeastern Conference)

TD Passes (Game):	9, vs Central Michigan, 1997
Most Consecutive PAT Made (Season):	71 of 71, 1995
Most Punt Return Yds (Game):	272 vs Kentucky, 1996
Most Points Per Game (Season):	46.6, 1996

Team (National)

Highest Avg Gain Per Pass Comp (Season, min. 225 Comp.):	17.12, 1996 (234 for 4,007 Yds)
Most Passes Had Intercepted by a Winning Team:	7, vs Kentucky in 1993, won 24-20 (shared with Pittsburgh vs Army, 1980--Pitt won 45-7)
Most Defensive TDs:	4 -- 4 times, including Florida vs Louisiana, 1996 (2 FR, 2 INT)
Consecutive Opponent Series Resulting in a Turnover:	7, vs Florida State, 1972 (4 fumbles lost, 3 interceptions; first seven series of the game)

FLORIDA SUPERLATIVES

- # In records dating to 1974
 + In records dating to 1976
 ^ In records dating to 1979
 @ In records dating to 1980
 * Indicates bowl game

Offense (Team)**Top Rushing Yardage**

- 531—Utah (1977)
 489—The Citadel (1953)
 466—New Mexico (1989)
 454—Vanderbilt (1975)
 418—Georgia (2014)
 415—Houston (1976)
 405—Kentucky (2011)
 404—Duke (1975)
 400—Fla. Atlantic (2021)
 398—Tulane (1967)
 394—The Citadel (2008)

Top Passing Yardage

- 512—SW Louisiana (1993)
 507—Mississippi State (2001)
 506—Northern Illinois (1995)
 504—LSU (2001)
 494—Miss St (2000)
 482*—Cincinnati (2010 Sugar Bowl)
 474—Georgia (2020)
 474—LSU (2020)
 471—Northern Illinois (1991)
 464—Samford (2021)
 463—Southern Miss (1994)

Top Total Offense Yardage

- 774—West Texas State (1982)
 717—Samford (2021)
 708—Central Michigan (1997)
 705—The Citadel (2008)
 695—Northern Illinois (1995)
 663—Troy (2009)
 666—South Florida (2021)
 659*—Cincinnati (2010 Sugar Bowl)
 659*—Maryland (2002 Orange Bowl)
 658—Georgia Southern (1996)
 655—Eastern Michigan (2014)

Most Points Scored

- 144—Florida Southern (1913)
 82—Central Michigan (1997)
 78—College of Charleston (1912)
 77—West Texas State (1982)
 77—Rollins (1924)
 73—Kentucky (1994)
 73—Mercer (1928)
 71—Vanderbilt (2001)
 71—Sewanee (1928)
 70—2 times, last Samford (2021)

Most Points Scored (Half) #

- 56—Central Michigan (1997, 1st)
 56—New Mexico State (1994, 1st)
 49—Idaho (2018, 1st)
 49—The Citadel (2008, 1st)
 49—Troy (2007, 1st)
 49—Kentucky (2005, 1st)

- 48—UCF (1999, 1st)
 45—San Jose State (1991, 1st)
 42—Vanderbilt (2019, 2nd)
 42—Charleston Southern (2009, 1st)
 42—Kentucky (2008, 1st)
 42—LSU (1996, 1st)
 42—South Carolina (1995, 1st)
 42—Kentucky (1994, 2nd)
 42—West Texas State (1982, 1st)

Most First Downs #

- 36—Arkansas (2020)
 36—Western Michigan (1999)
 36—LSU (1996)
 35—Mississippi State (2001)
 35—SW Louisiana (1993)
 34—UL-Monroe (2001)
 34—New Mexico State (1994)
 33—Vanderbilt (2019)
 33—South Carolina (2018)
 33—Kentucky (1995)
 33—Akron (1990)

Most Rushing Attempts ^

- 67—Ole Miss (1980)
 63—Vanderbilt (2018)
 63—New Mexico (1989)
 61—USC (1983)
 60—Georgia (2014)
 59*—Penn State (1998 Citrus Bowl)
 59—Kent State (1986)
 59—Florida State (1983)
 58—LSU (2012)
 57—Ole Miss (1981)

Fewest Rushing Attempts ^

- 14—Arkansas (2016)
 14—Alabama (2009 SEC Championship)
 15—Florida State (1993)
 17—Tennessee (2020)
 18—Auburn (2001)
 19—Georgia (2019)
 20—South Carolina (2010)
 20—Florida State (2000)
 20—Miami (2000, Sugar Bowl)
 20—Alabama (1999 SEC Championship)
 20—Florida State (1998)

Most Rushing Touchdowns

- 8—Montana State (1988)
 8—The Citadel (1953)
 7—Florida A&M (2003)
 6—9x, last Appalachian State (2010)

Most Passing Touchdowns @

- 9—Central Michigan (1997)
 8—New Mexico State (1994)
 7—Arkansas (2020)
 7—Kentucky (1998)
 7—Northern Illinois (1995)
 7—Georgia (1995)
 7—SW Louisiana (1993)
 6—12x, last Samford (2021)

Most Pass Attempts +

- 58*—Notre Dame (1992 Sugar Bowl)
 57—Mississippi State (2000)
 57—LSU (1997)
 55—Florida State (1999)
 55—Florida State (1992)
 54—Northern Illinois (1995)
 54—Florida State (1979)
 53—Tennessee (2001)
 52—Florida State (1993)
 52—Kentucky (1993)

Fewest Pass Attempts +

- 5—Auburn (1989)
 6—Georgia (2014)
 9—Alabama (1979)
 9—Utah (1977)
 10—Ole Miss (1980)
 11—New Mexico (1989)
 11—Miami (1977)
 11—LSU (1977)
 11—Tennessee (1976)
 12—Georgia (1977)
 12—Tennessee (1977)

Most Pass Completions +

- 36—Georgia (2002)
 35—Tennessee (2020)
 35—Florida State (2019)
 34—Tennessee (2001)
 34—Mississippi St (2000)
 34—Northern Illinois (1995)
 34—SW Louisiana (1993)
 33—Eastern Michigan (2014)
 33—UL-Monroe (2001)
 33—Georgia (1985)
 32—Vanderbilt (2005)
 32—LSU (1997)
 32—Louisville (1992)

Fewest Pass Completions +

- 1—Auburn (1989)
 1—Alabama (1979)
 3—Georgia (2014)
 4—Ole Miss (1980)
 4—Georgia Tech (1979)
 4—Tennessee (1977)
 5—South Carolina (2014)
 5—New Mexico (1989)
 5—Florida State (1989)
 5—LSU (1978)
 5—Pittsburgh (1977)
 5—Utah (1977)
 5—Georgia (1977)

Most Total Plays @

- 94—Kentucky (2014 - overtime)
 94—Mississippi St (1990)
 93—Georgia (1992)
 92—Vanderbilt (2018)
 92—Vanderbilt (1982)
 89—Kentucky (2002)
 89—Florida State (1990)
 88—Vanderbilt (2010)
87-Tennessee (2022)
 86—Eastern Michigan (2014)

Fewest Total Plays @

- 44—Colorado State (2018)
 44—Alabama (1999 SEC Championship)
 45—Alabama (2015 SEC Championship)
 45—Auburn (2006)
46-Missouri (2022)
48-South Florida (2022)
 49—Florida State (2013)
 49—Alabama (2009 SEC Championship)
 49—Kentucky (1986)
50-Eastern Washington, 2022
 50—Georgia (1987)

Defense (Team)**Fewest Yards Allowed, Rushing**

- 56—Arkansas (1997)
 -36—NE Louisiana (1998)
 -28—Auburn (1997)
 -22—Ole Miss (1994)
 -18—Florida State (1969)
 -14—Auburn (1990)
 -13—North Texas (2016)
 -13—ECU (2015)
 -11—Tennessee (2006)
 -10—LSU (1985)

Fewest Yards Allowed, Passing

- 1—Vanderbilt (1958)
 0—Georgia Southern (2013)
 0—Georgia (1964)
 0—Georgia Tech (1956)
 0—Tulane (1968)
 3—Charleston Southern (2018)
 3—Georgia Tech (1953)
 3—Kentucky (1956)
 5—Rice (1959)
 5—Miami (1956)

Fewest Yards Allowed, Total Defense

- 53—North Texas (2016)
 59—Western Carolina (2006)
 66—Tulane (1961)
 67—Kentucky (1996)
 71—The Citadel (1949)
 72—Vanderbilt (1958)
 77—The Citadel (1952)
 82*—Ohio State (2007 BCS Championship)
 84—Akron (1990)
 89—Arkansas State (1993)

Fewest Points Allowed

- 0—184 times, last vs Vanderbilt (2021)

Fewest First Downs Allowed #

- 4—Western Carolina (2006)
 4—Miami (1974)
 5—Louisiana-Monroe (2001)
 5—Kentucky (1996)
 7—Missouri (2014)
 7—Eastern Michigan (2014)
 7—Florida State (2011)
 7—Tennessee (1998)
 7—Arkansas State (1993)
 7—Akron (1990)
 7—Tulsa (1987)

Most Interceptions +

- 5*—Penn State (2011 Outback Bowl)
- 5—Vanderbilt (2000)
- 4—Georgia (2015)
- 4—Florida State (2014)
- 4—Tennessee (2013)
- 4—Missouri (2012)
- 4—USF (2010)
- 4—Miami (Ohio) (2010)
- 4—Georgia (2009)
- 4—South Carolina (2004)
- 4—Vanderbilt (2003)
- 4—LSU (2000)
- 4—Tennessee (1996)
- 4—Georgia (1994)
- 4—Miss St (1988)
- 4—Florida State (1985)
- 4—Florida State (1983)
- 4—Auburn (1986)
- 4—West Texas State (1982)
- 4—South Carolina (2004)
- 4—Vanderbilt (2003)
- 4—Georgia Tech (1980)
- 4—Kentucky (1978)
- 4—Rice (1976)

Special Teams (Team)

Most Kickoff Return Yards @

- 268*—Nebraska (1996 Fiesta Bowl)
- 218—Louisville (2013 Sugar Bowl)
- 218—Florida State (1992)
- 213—South Carolina (2010)
- 200—Georgia (2011)
- 193—New Mexico (1989)
- 192—Missouri (2013)
- 185—Troy (2007)
- 166—Tennessee (1990)
- 161—Alabama (2009 SEC Championship)

Most Punt Return Yards @

- 272—Kentucky (1996)
- 184—San Jose State (2003)
- 171—Western Carolina (2006)
- 141—Middle Tennessee (2000)
- 135—Colorado State (2018)
- 120—Mississippi State (1984)
- 115—LSU (2014)
- 110—Vanderbilt (2015)
- 106—Auburn (1990)
- 100—South Carolina (2016)
- 100—South Carolina (1994)

Fewest Punt Return Yards @

- 11—Miami (1986)
- 9—Miami (1982)
- 8*—Nebraska (1996 Fiesta Bowl)
- 7—Georgia (2021)
- 5—Vanderbilt (2022)**
- 5—Tennessee (2021)
- 4—6 times, last South Carolina (2021)
- 3—Miami (1987)
- 3—Vanderbilt (2017)
- 2—Alabama (2021)

Miscellaneous (Team)

Most Fumbles #

- 8—Miami (Ohio) (2010)
- 8—Mississippi State (1977)
- 7—West Texas State (1982)
- 7—Florida State (1974)
- 6—10 times, last vs Troy (2009)

Most Fumbles Lost #

- 6—Mississippi State (1977)
- 5—Mississippi State (1979)
- 4—Auburn (2019)
- 4—Arkansas (2009)
- 4—Tennessee (1998)
- 4—Kentucky (1988)
- 4—Miami (1986)
- 4—Rice (1977)
- 4—Pittsburgh (1977)
- 4—Texas A&M (1976 Sun Bowl)
- 4—SMU (1975)

Most Penalties Committed #

- 17—Vanderbilt (1996)
- 16—Tennessee (2011)
- 16—Tennessee (1991)
- 15—Mississippi State (2001)
- 15—Florida State (1999)
- 15—Arkansas (1997)
- 15—Louisiana Tech (1989)
- 15—Kentucky (2021)
- 14—15 times, last vs Georgia (2017)

Fewest Penalties Committed #

- 0—LSU (2021)
- 1—LSU (2016)
- 1—New Mexico State (2015)
- 1—Florida State (1977)
- 1—Miami (1977)
- 2—18 teams, last vs Georgia Southern (2013)

Most Penalty Yards #

- 152—Kentucky (1987)
- 150—Tennessee (2011)
- 147—Vanderbilt (1996)
- 144—South Carolina (1996)
- 136—Temple (1987)
- 135—Arkansas (1997)
- 134—Miami (2002)
- 134—Florida State (1989)
- 130—LSU (1998)
- 127—Ole Miss (2007)
- 127—Mississippi State (1993)
- 127—Tennessee (1991)

Fewest Penalty Yards #

- 0—LSU(2021)
- 5-Missouri (2022)**
- 5—LSU (2016)
- 5—Florida State (1977)
- 8—LSU (2007)
- 10—New Mexico State (2015)
- 10—Alabama (1994)
- 10—Alabama (1978)
- 10—Kentucky (1977)
- 10—Georgia (1975)
- 10—Maryland (1974)
- 10—Miami (1974)
- 13—East Carolina (1983)
- 15—Florida State (1993)
- 15—Vanderbilt (1982)
- 15—Miami (1977)

Highest Punting Average #

- (1979 records not available)
- 76.0—Vanderbilt (1992)
- 62.3—Alabama (2010)
- 58.0—Georgia Southern (1996)
- 58.0—Vanderbilt (1983)
- 57.0—Tennessee (2008)
- 56.0—Kentucky (2010)
- 55.5—LSU (2020)
- 55.2—North Texas (2016)

Florida Opening Day Superlatives

UF Opening Day Highs (Since 1982)

Points	70 vs New Mexico (1994)	Penalty Yards	117 vs SW Louisiana (1996)
1st Quarter Points	28 vs New Mexico (1994)	Punts	6 vs 5 teams, last vs Michigan (2017)
2nd Quarter Points	28, 6x, last Charleston Southern (2018)	Punting Yards	328 vs Michigan (2017)
1st Half Points	56 vs New Mexico (1994)	Punting Average	54.7 vs Michigan (2017)
3rd Quarter Points	28 vs Hawaii (2008)	Punt Returns	10 vs San Jose State (2003)
4th Quarter Points	35 vs Montana State (1988)	Punt Return Yards	184 vs San Jose State (2003)
First Downs	36 vs Western Michigan (1999)	Kickoff Returns	6 vs Western Michigan (1999)
Rushing Attempts	51 vs Ole Miss (1989)	Kickoff Return Yards	260 vs Michigan (2017)
Net Yards Rushing	400 vs Florida Atlantic (2021)	Interceptions	4 vs 2 teams, last Miami (Ohio) (2010)
Net Yards Passing	446 vs Ole Miss (2020)	Interception Return Yards	114 vs SW Louisiana (1996)
Passes Attempted	50 vs Ball State (2000)	Time of Possession	39:48 vs Toledo (2013)
Passes Completed	33 vs Eastern Michigan (2014)	Third-Down Conversions	72.7% vs Georgia (1986)
Had Intercepted	4 vs Miami (1987)	Fourth-Down Conversions	100% vs 10 teams, last vs Utah (2022)
Total Offensive Plays	87 vs 3 teams, last Western Michigan (1999)		
Total Net Yards	655 vs Eastern Michigan (2014)		
Average Gain Per Play:	10.4 vs Charleston Southern (2009)		
Fumbles	8 vs Miami (Ohio) (2010)		
Fumbles Lost	3 vs 4 teams, last Michigan (2017)		
Penalties Committed	14 vs 2 teams. last vs Bowling Green (2012)		

Longest Home Opener Winning Streaks

- 33 Florida
- 27 Oklahoma State

OPPONENT SUPERLATIVES

In records dating to 1974

+In records dating to 1976

^In records dating to 1979

@In records dating to 1980

* Indicates bowl game

Offense (Team)**Top Rushing Yardage**

524*—Nebraska (1996 Fiesta Bowl)
453—Alabama (1979)
435—Oklahoma (2020 Cotton Bowl)
432—Georgia (1976)
429—Georgia Southern (2013)
427—Alabama (1950)
395—Georgia (1982)
385—LSU (1977)
368—Mississippi State (1975)
367—Alabama (1948)

Top Passing Yardage

492—Tennessee (1996)
449—Alabama (2014)
446—Florida State (1993)
443—Ole Miss (2020)
427*—East Carolina (2014 Birmingham Bowl)
422—Auburn (1970)
421—Florida State (1994)
421—California (1980)
418—Florida State (1970)
416—Samford (2021)
415—Kentucky (2007)

Top Total Offensive Yardage

684—Ole Miss (2020)
672—Alabama (2014)
629*—Nebraska (1996 Fiesta Bowl)
593—Georgia (1942)
583—Alabama (1950)
578—Florida State (1977)
576—Tennessee (2022)
566—Auburn (1970)
566—Florida State (1993)
556—Auburn (1971)
555—Georgia (2022)

Most Points Scored

62*—Nebraska (1996 Fiesta Bowl)
55—Oklahoma (2020 Cotton Bowl)
54—Alabama (2016 SECCG)
52—Florida State (1987)
52—Samford (2021)
49—LSU (2021)
47—Mississippi State (2000)
45—Florida State (2022)
45—LSU (2022)
45—Missouri (2017)
45—Florida State (1992)
45—Tennessee (1990)
45—Florida State (1990)

Most Points Scored (Half)

42—Samford (2021, 1st)
38—Florida State (1992, 1st)
38—Tennessee (1990, 2nd)
35*—Nebraska (1996 Fiesta Bowl, 1st)
33—Alabama (2016 SECCG, 1st)
32*—Notre Dame (1992 Sugar Bowl, 2nd)
31—Oklahoma (2020 Cotton Bowl, 1st)
31—Mississippi State (2000, 2nd)
30—2x, last South Carolina (2021, 1st)

Most First Downs

33—Alabama (2020 SEC Championship)
32*—East Carolina (2014 Birmingham Bowl)
30—Florida State (1993)
30—Georgia (1993)
30—LSU (1977)
29—Kentucky (2007)
29—LSU (2004)
29—Tennessee (1984)
28—LSU (2022)
28—Samford (2021)
28*—Michigan (2016 BWW Citrus Bowl)
28—Alabama (2014)
28*—Michigan (2008 Capital One Bowl)
28*—Miami (2001 Sugar Bowl)
28—Tennessee (1991)
28—Georgia (1976)

Most Rushing Attempts ^

78—Georgia (1982)
71—Alabama (1979)
68*—Nebraska (1996 Fiesta Bowl)
66—Georgia (1987)
65—Georgia Southern (1996)
65—Mississippi St. (1987)
59—Georgia (1981)
59—LSU (1980)
59—Auburn (1980)
58—Alabama (2015 SEC Championship)
58—Tennessee (1992)
58—Furman (1981)

Fewest Rushing Attempts ^

5—Syracuse (1984)
10—Tennessee (1984)
11—Mississippi St. (1984)
13—Vanderbilt (1983)
14—Georgia (1993)
16—Georgia (1994)
18—UAB (2017)
18—Florida St. (2006)
18—Kentucky (1998)
18—Tennessee (1996)

Most Rushing Touchdowns

6*—Nebraska (1996 Fiesta Bowl)
5—Florida State (2022)
5—Georgia (1997)
5—Florida State (1992)
5—Georgia (1982)
4—Georgia (2022)
4—South Carolina (2017)
4—Georgia (2017)
4—Alabama (2016 SECCG)
4—Vanderbilt (2013)
4—Georgia Southern (2013)
4—Alabama (2011)
4—South Carolina (2010)
4—South Carolina (2005)
4—Kentucky (2005)
4*—Michigan (2003 Outback Bowl)
4—Mississippi State (2000)
4—Florida State (1990)
4—Auburn (1983)

Most Passing Touchdowns @

5—Alabama (2020 SEC Championship)
5—Alabama (2014)
5—Kentucky (2007)
5—Tennessee (1993)
4—Tennessee (2016)
4—Vanderbilt (2005)
4—Tennessee (1996)
4—Virginia (2019)
4—Florida State (1993)
4—Florida State (1988)

Most Pass Attempts +

68*—East Carolina (2014 Birmingham Bowl)
65—Tennessee (1996)
65—Georgia (1993)
63—West Texas State (1982)
61—Kentucky (1998)
60—Kentucky (2000)
60—Kentucky (1997)
58—East Carolina (2015)
56—Tennessee (1991)
55*—Iowa (2006 Outback Bowl)
55—UCF (1999)

Fewest Pass Attempts +

3—Georgia Southern (2013)
4—Ohio (2002)
7—Georgia (2017)
7—Tulsa (1979)
7—Alabama (1979)
8—Arkansas State (1993)
8—Georgia (1985)
8—Kentucky (1979)
9—Mississippi State (2010)
9—Tennessee (1992)
9—Georgia (1979)

Most Pass Completions +

43—California (1980)
40—Kentucky (1998)
40—Florida State (1994)
38—Florida State (1993)
37—East Carolina (2015)
37—Tennessee (1996)
36—Kentucky (1999)
36—Georgia (1993)
35—Kentucky (2007)
35—Kentucky (2000)

Fewest Pass Completions +

0—Georgia Southern (2013)
2—Ohio (2002)
2—Auburn (1981)
2—Alabama (1979)
2—Georgia (1977)
3—Kentucky (2016)
3—Vanderbilt (2015)
3—Arkansas State (1993)
3—Tennessee (1992)
3—Georgia (1985)
3—Mississippi State (1981)
3—Mississippi State (1979)

Most Total Plays @

101*—East Carolina (2014 Birmingham Bowl)
94—Kentucky (1981)
90—LSU (1984)
90—Georgia (1982)
89—Kentucky (2000)
88—Florida State (1993)
87—Alabama (2014)
86—Kentucky (1997)
86*—Michigan (2008 Capital One Bowl)
85—Eastern Washington (2022)
85—Samford (2021)
85—Kentucky (2007)
85—Georgia (2000)
85—Tennessee (1991)

Fewest Total Plays @

37*—Ohio State (2007 BCS Championship)
38—UAB (2017)
40—Western Carolina (2006)
42—Georgia (2017)
47—Kentucky (2013)
47—UL-Monroe (2001)
47—Mississippi State (1990)
47—LSU (2009)
48—LSU (2019)
48—Kentucky (2016)
48—South Carolina (2015)

Defense (Team)**Fewest Yards Allowed (Rushing)**

-78—Mississippi State (2000)
-36—Auburn (2001)
-33—Florida State (1993)
-30*—West Virginia (1981 Peach Bowl)
-28*—Nebraska (1996 Fiesta Bowl)
-19—Georgia (2011)
-17—Syracuse (1991)
-15—SMU (1972)
-13—Tennessee (1998)
-10—Mississippi State (1981)
-10—Ole Miss (1946)

Fewest Yards Allowed (Passing)

0—Mississippi State (1958)
0—Furman (1947)
1—Georgia Tech (1953)
2—Auburn (1955)
3—Mississippi State (1955)
5—Miami (1956)
6—Auburn (1989)
7—Alabama (1979)
10—Kentucky (1951)

Fewest Yards Allowed (Total Defense)

32—Georgia Tech (1963)
60—Vanderbilt (1946)
66—Alabama (1979)
76—Georgia Tech (1953)
83—Auburn (1957)
93—Mississippi State (1956)
94—Georgia Tech (1962)
94—Mississippi St. (1958)
95—Ole Miss (1947)

Fewest First Downs Allowed #

- 3—Alabama (1979)
- 6—Alabama (1999 SEC Championship)
- 6—Miami (1975)
- 7—Alabama (2015 SEC Championship)
- 7—Auburn (1988)
- 7—Kentucky (1979)
- 8—Florida State (2013)
- 8—Alabama (1978)
- 9—Michigan (2017)
- 9—LSU (2011)
- 9—Alabama (2011)
- 9—Georgia (1988)
- 9—Kentucky (1986)
- 9—Mississippi State (1981)
- 9—Pittsburgh (1977)
- 9—Kentucky (1976)

Most Interceptions +

- 7—Kentucky (1993)
- 7—Miami (1978)
- 5—Auburn (1994)
- 5—Mississippi State (1992)
- 5—Tennessee (1990)
- 5—LSU (1986)
- 5—Florida State (1979)

Fewest Points Allowed

- 0—105 times, last Auburn (1988)

Special Teams (Team)

Most Kickoff Return Yards @

- 260—Tennessee (2007)
- 241—Furman (2011)
- 236—Southern Miss (1994)
- 232—The Citadel (2008)
- 231—Akron (1990)
- 226*—Cincinnati (2010 Sugar Bowl)
- 221—Miami (2003)
- 215—Florida State (2003)
- 213—New Mexico State (1994)
- 209—Florida State (1992)

Most Punt Return Yards @

- 123—LSU (2003)
- 117—Alabama (2016 SECCG)
- 105—Florida St. (1985)
- 101—Missouri (2014)
- 92—Kentucky (2002)
- 82*—Miami (2001 Sugar Bowl)
- 81*—Miami (2004 Peach Bowl)
- 77—Auburn (1985)
- 74—South Carolina (2003)
- 74—Tennessee (1992)
- 74—Florida State (1991)

Fewest Punt Return Yards @

- 13—South Carolina (2012)
- 10—LSU (2006)
- 8—LSU (1986)
- 7—Ole Miss (2015)
- 7—Missouri (2013)
- 7—Florida State
- 6—LSU (2022)
- 5—Auburn (2019)
- 5—Texas A&M (2012)
- 5—Arkansas (2004)

Highest Punting Average @

- 1979 records not available*
- 55.3—Oregon State (2022)**

- 55.3—Mississippi State (2004)
- 54.8—Florida State (1981)
- 53.3—Duke (1975)
- 52.7—Tennessee (1996)
- 52.5—Georgia (2009)
- 52.4—Auburn (1993)
- 51.7—Vanderbilt (2005)
- 51.5—Georgia (2004)
- 51.2—Alabama (2015 SEC Championship)

Miscellaneous (Team)

Most Fumbles #

- 11—Pittsburgh (1977)
- 8—Vanderbilt (2010)
- 8—Tennessee (2002)
- 8—Florida State (1984)
- 8—Georgia (1977)
- 8—SMU (1975)
- 7—Vanderbilt (1993)
- 7—West Texas State (1982)
- 7—Auburn (1980)
- 7—Florida State (1975)
- 7—Miami (1974)

Most Fumbles Lost #

- 6—Vanderbilt (1993)
- 6—Pittsburgh (1977)
- 5—Auburn (1981)
- 5—LSU (1980)
- 5—Georgia (1977)
- 5—Mississippi State (1975)
- 4—8 times, last Eastern Michigan (2014)

Most Penalties Committed #

- 16—Miami (2003)
- 16—Florida State (1998)
- 15—Auburn (2002)
- 15—Tennessee (1999)
- 15—Florida State (1986)
- 14—Miami (2019)
- 14—Georgia (2012)
- 14—Miami (2002)
- 14—Mississippi State (2001)
- 14—Miami (1984)

Fewest Penalties Committed #

- 0—The Citadel (2008)
- 1—15 times, last South Carolina (2021)

Most Penalty Yards #

- 143—Florida State (1996)
- 134—Miami (2003)
- 134—Miami (2002)
- 132—Georgia (2012)
- 127—Florida State (1998)
- 118—Miami (2019)
- 118—Florida State (2008)
- 118—Arkansas (2003)
- 116—Florida State (1984)
- 114—Kentucky (2018)
- 114—Ole Miss (1994)

Fewest Penalty Yards #

- 0—The Citadel (2008)
- 5—South Carolina (2021)
- 5—Vanderbilt (2010)
- 5—Alabama (2009 SEC Championship)
- 5—Kentucky (2005)
- 5*—Penn State (1998 Citrus Bowl)
- 5—Georgia (1983)

- 5—Auburn (1981)
- 5—Georgia (1977)
- 8—Houston (1976)
- 9—New Mexico State (2015)

Opponent Individual Superlatives

Rushing Yards

- 287—Tyr Davis-Price, LSU (2021)
- 238—Herschel Walker, Georgia (1980)
- 228—Travis Stephens, Tennessee (2001)
- 219—Herschel Walker, Georgia (1982)
- 212—Marcus Lattimore, South Carolina (2010)
- 204—Willis McGahee, Miami (2002)
- 204—Steve Jones, Duke (1971)
- 199*—Tommie Frazier, Nebraska (1996 Fiesta Bowl)
- 198—Kevin McLee, Georgia (1976)
- 196—Bo Jackson, Auburn (1983)
- 192—Herschel Walker, Georgia (1981)

Passing Yards

- 492—Peyton Manning, Tennessee (1996)
- 446—Charlie Ward, Florida State (1993)
- 445—Blake Sims, Alabama (2014)
- 427*—Shane Carden, East Carolina (2014 Birmingham Bowl)
- 421—Danny Kanell, Florida St. (1994)
- 421—Rich Campbell California (1980)
- 418—Mac Jones, Alabama (2020)
- 415—Andre' Woodson, Kentucky (2007)
- 406—Tim Couch, Kentucky (1998)
- 405—Tim Lester, Western Michigan (1999)
- 405—Todd Jordan, Mississippi State (1993)

Total Offense

- 524*—Chad Henne, Michigan (2008 Capital One Bowl)
- 484—Blake Sims, Alabama (2014)
- 475—Peyton Manning, Tennessee (1996)
- 475—Charlie Ward, Florida State (1993)
- 465—Liam Welch, Samford (2021)
- 461—Hendon Hooker, Tennessee (2022)**
- 445—Matt Corral, Ole Miss (2020)
- 427—Danny Kanell, Florida State (1994)
- 419—Eric Zeier, Georgia (1993)
- 413*—Shane Carden, East Carolina (2014 Birmingham Bowl)
- 411—Victor McGee, West Texas State (1982)

Receiving Yards

- 227—Elijah Moore, Ole Miss (2020)
- 212—Kelvin Benjamin, Florida State (2013)
- 208—Danny Knight, Mississippi State (1982)
- 206—Craig Yeast, Kentucky (1998)
- 201—Amari Cooper, Alabama (2014)
- 196—David Houser, Rice (1976)
- 187—Marvin Minnis, Florida State (2000)
- 181—Chauncey Stovall, Florida State (2004)
- 172—Lawrence Dawsey, Florida State (1990)

Opponent Longest Plays

Rushing

- 99—Kelsey Finch, Tennessee (1977)
- 89—Tim Worley, Georgia (1985)
- 87—Billy Jackson, Alabama (1978)
- 83—Trelon Smith, Arkansas (2020)
- 80—Bo Jackson, Auburn (1983)
- 77—Freddie Milons, Alabama (1999 SEC CG)
- 77—Marcus Rhoden, Mississippi State (1964)
- 76—Jerious Norwood, Mississippi State (2005)

- 76—Keith Henderson, Georgia (1985)
- 75*—Tommie Frazier, Nebraska (1996 Fiesta Bowl)
- 74—Siny Michel, Georgia (2017)
- 74—Ralph Webb, Vanderbilt (2015)
- 74—Willie McClendon, Georgia (1977)
- 74—Ryan O'Keefe, UCF (2021 Gasparilla Bowl)

Passing

- 97—Tim Couch (Kentucky) to Craig Yeast (1998)
- 94—Freddie Kitchens (Alabama) to M. Vaughn (1996)
- 93—Buck Belue (Georgia) to Lindsay Scott (1980)
- 89—Jake Bentley (South Carolina) to Deebo Samuel (2018)
- 87—Brodie Croyle (Alabama) to Tyrone Prothro (2005)
- 87—Tommy Pharr (Mississippi State) to Eric Hogatt (1969)
- 86—Jevon Snead (Ole Miss) to Shay Hodge (2008)
- 84—Matt Stafford (Georgia) to M. Massaquoi (2007)
- 82—Feleipe Franks, Arkansas (2020)
- 80—John Bond (Mississippi State) to Danny Knight (1982)
- 80—Larry McCrimmon (Kentucky) to Felix Wilson (1978)
- 80—Richard Appleby (Georgia) to Gene Washington (1975)
- 80—Pat Sullivan (Auburn) to Terry Beasley (1970)

Long Kick Returns

- 100—Derek Abney, Kentucky (2002)
- 100—Craig Yeast, Kentucky (1998)
- 99—J.W. Brodnax, LSU (1957)
- 98—Mont Washginton, Samford (2021)
- 98—Curtis Martin, Air Force (1968)
- 97—Devin Hester, Miami (2003)
- 96—Marcus Murphy, Missouri (2014)
- 96—Kentucky, John Bolden 11 yds., lateral to Phil Logan 85 yds (1989)
- 95—Kirby Dar Dar, Syracuse (1991)
- 93—Ted Ginn, Jr., Ohio State (2006)
- 93—John Bahen, Miami (1961)

Long Punt Returns

- 89—James Owens, Auburn (1970)
- 82—Marcus Murphy, Missouri (2014)
- 80—Skyler Green, LSU (2003)
- 80—Harold Perry, SMU (1978)
- 73—Jonathan Lowe, Mississippi State (2004)
- 68—Kris Silverthorn, SMU (1972)
- 65—Brandon Smith, Vanderbilt (2002)
- 63—Lionel James, Auburn (1982)
- 63—Scott Woerner, Georgia (1978)
- 59—Ronnie Barber, LSU (1975)
- 59—Jake Scott, Georgia (1968)

Long Field Goals

- 62*—Tony Franklin, Texas A&M (1977 Sun Bowl)
- 60—Gary Cismesia, Florida State (2007)
- 57—Cade York, LSU (2020)
- 55—Quinn Nordin, Michigan (2017)
- 55*—Scott Bentley, Florida State (1997 Sugar Bowl)
- 55—Dan Miller, Miami (1981)
- 54—Sebastian Janikowski, Florida State (1999)

**FLORIDA STAT CHAMPIONS
SEC Stat Champions (Team)****Scoring Offense**

1952–29.0 ppg
1984–31.0 ppg
1991–32.8 ppg
1994–43.4 ppg
1995–44.5 ppg
1996–46.6 ppg
1997–37.2 ppg
2000–37.3 ppg
2001–43.8 ppg
2007–43.1 ppg
2008–43.6 ppg

Scoring Defense

1984–15.5 ppg
1998–14.1 ppg
2001–14.1 ppg
2008–12.9 ppg

Rushing Offense

1975–302.4 ypg
2008–231.1 ypg

Rushing Defense

1965–88.4 ypg
1984–121.5 ypg
1989–88.6 ypg
1990–85.6 ypg
1991–100.3 ypg
1994–84.6 ypg
1997–70.7 ypg
1998–90.7 ypg
2006–72.5 ypg
2007–99.3 ypg

Passing Offense

1965–203.3 ypg
1966–224.2 ypg
1967–195.4 ypg
1969–301.6 ypg
1976–162.1 ypg
1985–265.8 ypg
1990–290.6 ypg
1991–308.5 ypg
1992–286.7 ypg
1993–339.3 ypg
1995–360.8 ypg
1996–333.9 ypg
2001–405.2 ypg
2002–270.7 ypg
2004–271.1 ypg
2020–378.6 ypg

Passing Defense

1955–42.0 ypg
1964–64.0 ypg
1973–85.3 ypg
1983–151.2 ypg
1987–137.5 ypg
1988–123.6 ypg
2009–151.5 ypg
2013–171.8 ypg
2016–148.5 ypg

Passing Efficiency

2001–170.1 rating
2007–170.2 rating
2008–170.7 rating
2009–167.3 rating

Passing Efficiency Defense

1997–100.85 rating
1998–100.45 rating
2001–100.1 rating
2008–96.7 rating
2012–95.5 rating
2013–107.2 rating
2016–92.87 rating

Passes Intercepted

2016–16

Total Offense

1965–337.6 ypg
1966–361.1 ypg
1967–367.3 ypg
1969–434.8 ypg
1975–405.5 ypg
1976–400.0 ypg
1990–452.6 ypg
1995–534.4 ypg
1996–503.9 ypg
2001–527.6 ypg
2002–406.9 ypg
2004–426.9 ypg
2007–462.0 ypg
2008–445.1 ypg
2009–442.4 ypg

Total Defense

1965–201.7 ypg
1973–202.1 ypg
1981–256.9 ypg
1984–302.3 ypg
1985–282.8 ypg
1987–268.7 ypg
1989–241.9 ypg
1998–286.6 ypg
2001–290.2 ypg

Turnover Margin

2008– +1.57 turnovers per game

First Downs

2006–285
2008–306
2009–286

Opponent First Downs

2013–193

3rd Down Conversions

2008–51.6% (83 of 161)
2009–49.2% (87 of 177)

Punting

2008–43.4 yards per punt

Sacks

2009–39
2019–49

Tackles for Loss

2019–102

Kickoff Returns

2010–26.3 yards per return

Kickoff Coverage

2013–42.2 net average

Field Goals

2008–92.3% (12 of 13)
2017–94.4% (17 of 18)
2019–89.5% (17 of 19)

Red Zone Defense

2008–69.2% (27 of 39; 18TDs, 9 FGs)
2019–65.7% (23 of 35; 14TDs, 9 FGs)

Fumbles Recovered

2014–14
2015–11
2018–12

Time of Possession

2012–32:27
2013–33:49

SEC Stat Champions (Individual)**Rushing**

Beginning in 1970, ranked on yds/game

1962–Larry Dupree, 604 yds
1966–Larry Smith, 742 yds
1975–Jimmy DuBose, 1,307 yds (118.8 ypg)
1987–Emmitt Smith, 1,341 yds (121.9 ypg)
1989–Emmitt Smith, 1,599 yds (145.4 ypg)
1991–Errict Rhett, 1,109 yds (100.8 ypg)
2004–Ciatrick Fason, 1,267 yards (105.6 ypg)

Passing

Beginning in 1967, ranked on eff. rating

1965–Steve Spurrier, 1,893 yds
1966–Steve Spurrier, 2,012 yds
1976–Jimmy Fisher, 155.36 rating
1983–Wayne Peace, 128.00 rating
1984–Kerwin Bell, 148.00 rating
1991–Shane Matthews, 148.84 rating
1994–Terry Dean, 165.8 rating
1995–Danny Wuerffel, 178.4 rating
1996–Danny Wuerffel, 170.6 rating
2000–Rex Grossman, 161.8 rating
2001–Rex Grossman, 170.8 rating
2004–Chris Leak, 144.9 rating
2007–Tim Tebow, 172.5 rating
2008–Tim Tebow, 172.4 rating
2009–Tim Tebow, 164.2 rating

Receiving

Beginning in 1970, ranked on rec/game

1964–Charley Casey, 47 for 673
1965–Charley Casey, 58 for 809
1969–Carlos Alvarez, 88 for 1,329
1974–Lee McGriff, 3.3 rpg (36 for 698)
1980–Cris Collinsworth, 3.6 rpg (40 for 599)
1990–Kirk Kirkpatrick, 5.0 rpg (55 for 770)

1992–Willie Jackson, 5.2 rpg (62 for 722)
1995–Chris Doering, 5.8 rpg (70 for 1,045)
2000–Jabar Gaffney, 5.9 rpg (71 for 1,184)
2002–Taylor Jacobs, 6.4 rpg (71 for 1,088)
2004–O.J. Small, 5.25 rpg (63 for 719)
2005–Chad Jackson, 7.33 rpg (88 for 900)

Total Offense

Beginning in 1970, ranked on yds/game

1965–Steve Spurrier, 2,123 yds
1966–Steve Spurrier, 2,095 yds
1969–John Reaves, 2,852 yds
1976–Jimmy Fisher, 163.5 ypg
1990–Shane Matthews, 265.9 ypg
1991–Shane Matthews, 285.5 ypg
1992–Shane Matthews, 264.7 ypg
1995–Danny Wuerffel, 284.1 ypg
1996–Danny Wuerffel, 293.8 ypg
2001–Rex Grossman, 354.9 ypg
2002–Rex Grossman, 256.7 ypg
2004–Chris Leak, 266.4 ypg
2007–Tim Tebow, 330.8 ypg

Scoring

Beginning in 1970, ranked on pts/game

1947–Bobby Forbes, 54 pts
1969–Tommy Durrance, 110 pts
1983–Bobby Raymond, 89 pts (8.1 ppg)
1984–Bobby Raymond, 103 pts (9.4 ppg)
1991–Arden Czyzewski, 77 pts (7.0 ppg)
1994–Judd Davis, 107 pts (8.9 ppg)
1996–Reidel Anthony, 110 pts (9.2 ppg)
2001–Jeff Chandler, 103 pts (10.3 ppg)
2007–Tim Tebow, 132 pts (11 ppg)
2008–Percy Harvin, 102 pts (8.5 ppg)

Scoring (Touchdowns Only)

2008–Percy Harvin, 102 pts (8.5 ppg)

Scoring (Kicking Only)

2008–Jonathan Phillips, 114 pts (8.1 ppg)
2011–Caleb Sturgis, 97 pts (8.08 ppg)
2020–Evan McPherson, 103 pts (9.4 ppg)

Punting

2012–Kyle Christy (45.8 avg)
2016–Johnny Townsend (47.9 avg)
2017–Johnny Townsend (47.5 avg)

Field Goal Percentage

2012–Caleb Sturgis (85.7 percent)
2017–Eddy Pineiro (94.4 percent)
2018–Evan McPherson (89.5 percent)
2019–Evan McPherson (89.5 percent)

Interceptions (Season)

2006–Ryan Smith, 8
2008–Ahmad Black, 7

Sacks

2019–Jonathan Greenard, 9.5

Tackles for Loss

2019–Jonathan Greenard, 15.5

National Stat Champions (Team)

Scoring Offense

1996—46.6 ppg

Rushing Defense

2006—72.5 ypg

Passing Offense

2001—405.2 ppg

Passing Defense

1954—42.0 ypg

Passing Efficiency

2001—170.1 rating

2009—167.3 rating

Passing Efficiency Defense

2016—92.87 rating

Touchdown Passes

1993—41

1994—43

1995—48

1996—42

Yards Per Play

1996—7.1

Turnovers Gained

2000—40

Passes Had Intercepted (Offense)

2008—5

Passes Intercepted (Defense)

2008—26

National Stat Champions (Individual)

Passing

1969—John Reaves, 2,896 yds

1995—Danny Wuerffel, 178.4 rating

2001—Rex Grossman, 170.8 rating

2009—Tim Tebow, 164.2 rating

Touchdown Passes

1995—Danny Wuerffel, 35

1996—Danny Wuerffel, 39

Touchdown Catches

1994—Jack Jackson, 15

1995—Chris Doering, 17

1996—Reidel Anthony, 18

Total Offense

2001—Rex Grossman, 354.9 ypg

Punting

1955—Don Chandler, 44.3 avg

2016—Johnny Townsend, 47.9 avg

2017—Johnny Townsend, 47.5 avg

Punt Returns

1984—Ricky Nattiel, 15.7 avg

Field Goal Percentage

2017—Eddy Pineiro (94.4 percent)

Earliest Game by a Freshman Reaching 1,000 Yards (Season)

1987—Emmitt Smith, 7th game, 1,011 vs

Temple, Oct. 17

Most Touchdown Passes in Freshman and Sophomore Seasons

55—Rex Grossman, 2000 (21) and 2001 (34)

Interceptions

2008—Ahmad Black, 7

TEAM RECORDS

Game

Scoring

Most points (modern): 82, Florida 82, Central Michigan 6 (1997)

Fewest points: 0, 105 times, last vs Auburn (1988)

Most points by an opponent: 62, Nebraska (1995, Fiesta Bowl)

Fewest points by an opponent: 0, 170 times, last vs Vanderbilt (2021)

Most points scored in a half: 56, Central Michigan (1997, 1st)

Most opponent points scored in a half: 42, Samford (2021, 1st)

Most FGs: 6, Florida State (1983); Kentucky (1984)

Most PATs: 11, West Texas State (1982)

First Downs

Most first downs: 36, LSU (1996), Western Michigan (1999), Arkansas (2020)

Fewest first downs: 6, Alabama (1999 SECCG)

Most Opp. first downs: 33, Alabama (2020 SECCG)

Fewest Opp. first downs: 2, South Carolina (1936)

Rushing

Attempts: Most — 73, Georgia Tech (1954)

Fewest — 14, Arkansas (2016)

Yards: Most — 531, Utah (1977)

Fewest — (-78), Mississippi State (2000)

Touchdowns: Most — 8, Montana State (1988), The Citadel (1953)

Fewest — 0, 84 times, last vs Oregon State (2022)

Opponent Attempts: Most — 78, Georgia (1982)

Fewest — 5, Syracuse (1984)

Opponent Yards: Most — 524, Nebraska (1995 Fiesta Bowl)

Fewest — (-56), Arkansas, 1997

Opponent Touchdowns: Most — 6, Nebraska (1995, Fiesta Bowl)

Fewest — 0, many times, last vs Vanderbilt (2022)

Punt Return (Since 1982)

Return Yards: Most — 272, Kentucky (1996)

Fewest — (-11), Miami (1986)

Opponent Return Yards: Most — 260, Tennessee (2007)

Fewest — (-13), South Carolina (2012)

Passing

Attempts: Most — 66, Auburn (1969)

Fewest — 5, Auburn (1989)

Completions: Most — 36, Georgia (2002)

Fewest — 1, Auburn (1989)

Yards: Most — 512, SW Louisiana (1993)

Fewest — 0, Mississippi State (1958), Furman (1947)

Touchdowns: Most — 9, Central Michigan (1997)

Fewest — 0, last vs Oregon State (2022, Las Vegas Bowl)

Opponent Attempts: Most — 68, East Carolina (2014)

Fewest — 3, Georgia Southern (2013)

Opponent Completions: Most — 40, Kentucky (1998), Florida State (1994)

Fewest — 0, Georgia Southern (2013)

Opponent Yards: Most — 492, Tennessee (1996)

Fewest — (-1), Vanderbilt (1958)

Opponent Touchdowns: Most — 5, Kentucky (2007), Alabama (2014)

Fewest — 0, many times, last vs Missouri (2022)

Most INTs thrown: 9, Auburn (1969)

Total Offense

Plays: Most — 94, 45 pass, 49 rush vs Mississippi St. (1990); 44 pass, 50 rush vs Kentucky (2014)

Fewest — 44, 15 pass, 29 rush, 2x last Colorado State (2018)

Total Yards: Most — 774, 394 rush, 380 pass vs West Texas State (1982)

Fewest — 108, 63 pass, 45 rush vs Ole Miss (1981)

Opponent Plays: Most — 101, 68 pass, 33 rush vs East Carolina (2014)

Fewest — 37, 14 pass, 23 rush, Ohio State (2007 BCS Championship)

Opponent Yards: Most — 684, 435 rush, 249 pass vs Oklahoma (2020 Cotton Bowl)

Fewest — 32, Georgia Tech (1963)

Kickoff Return (Since 1982)

Return Yards: Most — 268, Nebraska (1995 Fiesta Bowl)

Fewest — 0, many times, last vs South Carolina (2022)

Opponent Return Yards: Most — 260, Tennessee (2007)

Fewest — 0, 13 times, last vs Florida State (2022)

Penalties

Penalties:	Most – 17, Vanderbilt (1996) Fewest – 0, LSU (2021)
Opponent Penalties:	Most – 16, Miami (2003) Fewest – 0, The Citadel (2008)
Penalty Yards:	Most – 152, Kentucky (1987) Fewest – 0, LSU (2021)
Opponent Penalty Yards:	Most – 143, Florida St. (1996) Fewest – 0, The Citadel (2008)

Turnovers

Most forced:	10, Florida St. (1972)
Most fumbles forced:	12, LSU (1980)
Most fumbles recovered:	6, Vanderbilt (1993); Pittsburgh (1977); Florida St. (1972)
Most INTs:	6, Clemson (1952)

Punting

Most punts:	23, Georgia Tech (1938)
Most opponent punts:	21, Georgia Tech (1939)

Time of Possession (Since 1982)

Most time of possession:	42:04, UAB (2017)
Shortest time of possession:	17:13, Alabama (1999)

Season

Scoring

Most points scored:	611 (2008)
Fewest points scored:	97 (1961)
Most PATs attempted:	82 (2008)
Most PAT made:	81 (2008)

First Downs

Most first downs:	327 – 133 rush, 181 pass, 13 penalty (1995)
Fewest first downs:	102 – 81 rush, 19 pass, 2 penalty (1955)

Rushing

Most attempts:	648 (11 games in 1975)
Most yards:	3,326 (11 games in 1975)
Most rushing TDs:	42 (14 games in 2008)

SEASON BESTS

Offense

Rushing Yards Per Game

302.4	1975	3,326 yds. in 11 games
271.8	1974	2,990 yds. in 11 games
244.8	1989	2,693 yds. in 11 games
244.8	1984	2,693 yds. in 11 games
244.8	1977	2,693 yds. in 11 games
237.9	1976	2,617 yds. in 11 games
231.1	2008	3,236 yds. in 14 games
221.8	2009	3,105 yds. in 14 games
215.5	1952	2,155 yds. in 10 games
213.2	2018	2,771 yds. in 13 games
208.7	2021	2,713 yds. in 13 games
206.4	1948	2,064 yds. in 10 games

Rushing Touchdowns

42	2008
39	2007
31	2010
30	2009
29	2022
26	2021
25	1996
25	1976
25	1975
24	2006
24	1995
23	2018
23	1988

Rushing Yards Per Attempt

5.9	2008
5.9	1976
5.6	2009
5.5	2022
5.5	2021
5.3	2018
5.3	2007
5.1	1995
5.1	1975
5.0	1989
5.0	1984

Passing

Most yards:	4,543 (12 games in 2020)
Most completions:	321 (12 games in 2020)
Most attempts:	517 (13 games in 2002)
Most TD passes:	48 (12 games in 1995)
Highest completion percentage:	68.8% – 203 of 295 (1982) <i>(Set NCAA Record, since passed)</i>
Most INTs:	23 (11 games in 1971)

Total Offense

Most Plays:	982 - 517 pass, 465 rush (13 games in 2002)
Total Yards:	6,413 (12 games in 1995)

Turnovers

Best Turnover Margin:	+24 (2008)
Most Forced in a Season:	50 (1972 and 1975)
Most Fumbles Recovered:	25 (1972 and 1975)
Most Interceptions:	26 (14 games in 2008)

Punting

Most punts:	110 (1937)
Most opponent punts:	128 (1939)
Best Return Average:	19.7 (32 returns in 1947)

High Points, Streaks

Most Wins (Season):	13 (2006, 2008, 2009)
Most Losses (Season):	10 (1979)
Most Consecutive Wins:	12 (1995, 2009)
Consecutive Conference Wins:	9 (1996)
Most Weeks Ranked No. 1:	12 (2009)
Most Consecutive Weeks at No. 1 (AP):	14 (2009)

Streaks – Multiple Seasons

Consecutive Games Without a Loss:	22 (2008-09; last 10 games of 2008 and first 12 of 2009) <i>(Fourth-longest in SEC history)</i>
Consecutive Games Without a Win:	13 (1978-79; 2 in 1978 and 11 in 1979); 13 (1945-47; 1 in 1945, 9 in 1946 and 3 in 1947)
SEC Regular-Season Winning Streak:	22 (1994-97; 3 in 1994, 8 in 1995, 8 in 1996 and 3 in 1997) <i>(Second-longest in SEC history)</i>
Home Winning Streak:	30 (1994-99; 3 in 1994, 6 each in 1995-98, 3 in 1999)
Away Winning Streak:	12 (2007-10; 2 in 2007, 5 in 2008, 4 in 2009, 1 in 2010)
Scoring Streak:	410 (1988-present) ** longest in NCAA history

Passing Yards Per Game

405.2	2001	4,457 yds. in 11 games
378.6	2020	4,543 yds. in 12 games
368.0	1995	4,330 yds. in 12 games
346.1	1998	3,807 yds. in 11 games
339.3	1993	4,072 yds. in 12 games
333.9	1996	4,007 yds. in 12 games
311.7	1994	3,740 yds. in 12 games
308.5	1991	3,393 yds. in 11 games
308.2	2000	3,692 yds. in 12 games
301.6	1969	3,016 yds. in 10 games
300.8	2019	3,910 yds. in 13 games

Passing Touchdowns

48	1995
46	2020
43	2001
43	1994
42	1996
41	1993
35	1998
34	2000
33	2019
33	2008
32	2007
32	1997
32	1991

Passing Efficiency

176.4	2020
171.8	1995
170.7	2008
170.2	2007
170.1	2001
167.3	2009
164.4	1996
161.8	1985
157.3	2019
156.6	1994
154.3	1998

SEASON BESTS

<u>Pass Completions</u>	
321	2020
317	2019
295	2002
290	1992
287	1995
284	1993
267	1994
265	2021
265	2000
255	2006
249	2009

<u>Completion Percentage</u>	
.688	1982
.684	2009
.679	2020
.679	2019
.665	2007
.644	2001
.641	2008
.640	2013
.639	2006
.637	2021

<u>Total Yards Per Game</u>	
534.4	1995 6,413 yds. in 12 games
527.5	2001 5,803 yds. in 11 games
509.8	2020 6,118 yds. in 12 games
503.9	1996 6,047 yds. in 12 games
476.6	1993 5,719 yds. in 12 games
462.8	2021 6,017 yds. in 13 games
462.8	1994 5,553 yds. in 12 games
461.9	1998 5,081 yds. in 11 games
457.9	2009 6,410 yds. in 14 games
457.2	2007 5,943 yds. in 13 games
457.1	1991 5,028 yds. in 11 games
452.6	1990 4,978 yds. in 11 games

<u>Points Per Game</u>	
46.6	1996 559 points in 12 games
44.5	1995 534 points in 12 games
43.8	2001 482 points in 11 games
43.6	2008 611 points in 14 games
43.4	1994 521 points in 12 games
42.5	2007 552 points in 13 games
39.8	2020 478 points in 12 games
39.3	1993 472 points in 12 games
37.3	2000 448 points in 12 games
37.2	1997 409 points in 11 games
35.9	2009 502 points in 14 games

<u>Total Points Scored</u>	
611	2008
552	2007
514	1996
502	2009
500	1995
497	1994
482	2001
478	2020
472	1993
455	2018
448	2000

<u>Offensive Plays</u>	
982	2002
926	1992
919	2009
915	2015
911	2021
890	2018
888	1993
885	2010
875	2006
874	2008
867	1995

<u>Yards Per Play</u>	
7.4	1995
7.3	2020
7.1	2008
7.1	1996
7.0	2009
7.0	2007
6.9	1976
6.7	1998
6.6	2022
6.6	2021
6.6	1994

<u>First Downs Per Game</u>	
27.3	1995 327 in 12 games
26.5	2001 292 in 11 games
26.3	2020 316 in 12 games
25.3	1996 303 in 12 games
24.8	1993 298 in 12 games
24.8	1990 273 in 11 games
23.7	1994 284 in 12 games
23.7	1991 261 in 11 games
23.6	1969 236 in 10 games
23.5	2007 305 in 13 games
23.2	2002 301 in 13 games

<u>Third-Down Conversions</u>	
.534 (78-146)	2007
.520 (83-161)	2008
.519 (82-158)	1994
.517 (91-176)	1983
.500 (70-140)	2020
.500 (79-158)	1984
.497 (72-145)	1995
.492 (87-177)	2009
.454 (60-132)	2002
.447 (71-159)	1985
.443 (74-167)	2006

<u>Fewest Turnovers</u>	
13	2008
13	2005
14	2022
15	2012
15	2007
17	2015
16	2009
18	2019
19	2020
20	2013
20	2004
20	1984

<u>Defense</u>	
<u>Rushing Yards Allowed Per Game</u>	
70.7	1997 778 yds. in 11 games
72.5	2006 1,015 yds. in 14 games
84.6	1994 1,015 yds. in 12 games
85.6	1990 941 yds. in 11 games
88.4	1965 884 yds. in 10 games
88.6	1989 975 yds. in 11 games
90.7	1998 998 yds. in 11 games
91.6	1999 1,099 yds. in 12 games
94.8	1958 948 yds. in 10 games
94.9	2005 1,139 yds. in 12 games

<u>Rushing Yards Per Attempt</u>	
2.1	1997
2.2	1965
2.3	1962
2.4	1990
2.4	1958
2.5	1998
2.5	1989
2.6	1999
2.6	1994
2.6	1951

<u>Rushing Touchdowns Allowed</u>	
3	1984
4	1960
4	1958
6	2009
6	1998
7	1991
7	1975
7	1957
8	2006
8	1990
8	1989
8	1981
8	1980
8	1965

<u>Passing Yards Allowed Per Game</u>	
42.0	1955 420 yds. in 10 games
53.0	1957 477 yds. in 9 games
61.9	1946 557 yds. in 9 games
61.9	1954 619 yds. in 10 games
64.0	1964 640 yds. in 10 games
68.6	1956 686 yds. in 10 games
73.5	1959 735 yds. in 10 games
82.0	1961 820 yds. in 10 games
82.8	1949 828 yds. in 10 games
85.3	1973 938 yds. in 11 games

<u>Completion Percentage</u>	
.357	1950
.364	1957
.380	1964
.402	1955
.413	1963
.416	1972
.430	1973
.434	1975
.446	1974
.446	1961
.446	1956

<u>Total Yards Allowed Per Game</u>		
194.2	1963	1,942 yds. in 10 games
194.4	1964	1,944 yds. in 10 games
201.7	1965	2,017 yds. in 10 games
202.4	1957	1,822 yds. in 9 games
203.7	2004	2,444 yds. in 12 games
204.5	1960	2,045 yds. in 10 games
215.5	1958	2,155 yds. in 10 games
225.3	1947	2,253 yds. in 10 games
226.9	1967	2,269 yds. in 10 games
235.1	1961	2,351 yds. in 10 games

<u>Points Allowed Per Game</u>		
7.4	1960	74 points in 10 games
7.8	1957	70 points in 9 games
9.3	1958	93 points in 10 games
9.5	1975	104 points in 11 games
9.8	1964	98 points in 10 games
9.8	1956	98 points in 10 games
10.7	1959	107 points in 10 games
10.9	1952	109 points in 10 games
11.3	1953	113 points in 10 games
12.0	1963	120 points in 10 games

<u>First Downs Per Game</u>	
10.2	1957
11.3	1949
11.5	1963
12.3	1961
12.5	1952
12.6	1960
12.7	1965
13.0	1951
13.1	1968
13.1	1967

<u>Yards Per Play</u>	
3.3	1965
3.5	1963
3.5	1960
3.5	1958
3.6	1981
3.6	1973
3.6	1967
3.6	1964
3.6	1962
3.6	1956

<u>Interceptions</u>	
26	2008
24	2000
23	1972
22	2010
22	1982
21	2006
21	1970
21	1952
21	1951
20	2012
20	2009
20	1994
20	1981

FRESHMAN STARTERS

Pos.	Last True Freshman Starter	Last Freshman Starter	Last True Freshman Starter Opening Day	Last Freshman Starter Opening Day
QB	Treon Harris, 2014	Feleipe Franks, 2017		Feleipe Franks, 2017
WR	Caleb Douglas, 2022	Caleb Douglas, 2022	Antonio Callaway, 2015	Antonio Callaway, 2015
RB	Malik Davis, 2017	Jordan Cronkrite, Jordan Scarlett, 2015	Chris Rainey, 2007	Chris Rainey, Chevon Walker, 2007
FB	Hunter Joyer, 2011	Hunter Joyer, 2011		
TE	A.C. Leonard, 2011	A.C. Leonard, 2011	Aaron Hernandez, 2007	Aaron Hernandez, 2007
OL	Jawaan Taylor, 2016	Kamryn Waites, 2022	Maurkice Pouncey, 2007	Chaz Green, 2011
LG		Richard Gouraige, 2019		
RG	Ethan White, 2019	Kamryn Waites, 2022		
DL	Jabari Zuniga, 2016	Jabari Zuniga, 2016		Torrey Davis, Duke Lemmens, 2007
LB	Shemar James, 2022	Shemar James, 2022	Brandon Hicks, Jerimy Finch, 2007	Jelani Jenkins, 2010
DB	Kamari Wilson, 2022	Kamari Wilson, 2022	Marco Wilson, 2017	Marco Wilson, 2017
K	Caleb Sturgis, 2008	Adam Mihalek, 2022	Caleb Sturgis, 2008	Austin Hardin, 2013
P	Johnny Townsend, 2013	Johnny Townsend, 2013	Chas Henry, 2007	Chas Henry, 2007
CB	Jason Marshall, 2021	Kaiir Elam, 2019		
Star	Miguel Mitchell, 2022	Miguel Mitchell, 2022		

FRESHMAN EARLY ENROLLEES (SINCE 2004)

2004 Class (1) DE Brandon Daniel	K Caleb Sturgis	2012 Class (6) CB Willie Bailey OL Jessamen Dunker OL D.J. Humphries LB Antonio Morrison WR Latroy Pittman	2016 Class (13) DB McArthur Burnett OL Stone Forsythe QB Feleipe Franks DB Chauncey Gardner WR Josh Hammond LB David Reese DL Jordan Smith WR Freddie Swain QB Kyle Trask	DB Jaydon Hill LB Jesiah Pierre LB Mohamoud Diabate OL Michael Tarquin OL Kingsley Eguakun OL Will Harrod OL Ethan White	LB/DE Chief Borders CB Jason Marshall Jr. CB Jordan Young DB Corey Collier Jr. DB Donovan McMillon
2005 Class (3) OL Eddie Haupt QB Josh Portis OL Ronnie Wilson	2009 Class (6) OL Nick Alajajian LB Jon Bostic S Dee Finley OL Jonotthan Harrison TE Desmond Parks	2013 Class (8) LB Alex Anzalone DL Joey Ivie LB Daniel McMillian WR Demarcus Robinson LB Matt Rolin RB Kelvin Taylor	2017 Class (5) DL Kyree Campbell TE Kemore Gamble LB James Houston OL Kadeem Telfort QB Kadarius Toney	2020 Class (15) OL Josh Braun P Jeremy Crenshaw DL Lamar Goods OL Richard Leonard IV RB Lorenzo Lingard DB Ethan Pouncey WR Jordan Pouncey LB Antwaun Powell QB Anthony Richardson DB Rashad Torrence II DB Jahari Rogers OL Issiah Walker	2022 Class (3) S Kamari Wilson DL Chris McClellan CB Devin Moore
2006 Class (4) OL Maurice Hurt OL Carl Johnson QB Tim Tebow RB Chevon Walker	2010 Class (11) LB Neiron Ball QB Trey Burton TE Gerald Christian WR Robert Clark S Matt Elam S Jordan Haden DL Leon Orr WR Solomon Patton CB Joshua Shaw OL Ian Silberman CB Jaylen Watkins	2014 Class (9) DL Taven Bryan DB Duke Dawson TE DeAndre Goolsby QB Will Grier OL Kavaris Harkless OL Nolan Kelleher RB Brandon Powell DB Jalen Tabor	2018 Class (8) OL Chris Bleich ATH Amari Burney RB Iverson Clement DB Trey Dean QB Emory Jones RB Dameon Pierce DB Randy Russell	2021 Class (12) QB Carlos Del Rio-Wilson QB Jalen Kitna WR Daejon Reynolds TE Nick Elksnis DT Christopher Thomas Jr. DT Desmond Watson DL Justus Boone	2023 Class (17) DB Jordan Castell DL Kelby Collins DB Sharif Denson CB Aaron Gates OL Knijeah Harris CB Ja'Keem Jackson DL Kamran James WR Andy Jean OL Roderick Kearney TE Tony Livingston OL Bryce Lovett WR Aidan Mizell DL Will Norman ILB Jaden Robinson OLB T.J. Searcy S Bryce Thornton RB Treyaun Webb
2007 Class (9) CB Ahmad Black CB Joe Haden TE Aaron Hernandez QB Cameron Newton OL Mike Pouncey OL Maurkice Pouncey RB Bo Williams WR Paul Wilson	2011 Class (7) RB Mike Blakely DL Clay Burton P Kyle Christy QB Jeff Driskel TE A.C. Leonard WR Javares McRoy DB De'Ante "Pop" Saunders	2015 Class (2) WR Kalif Jackson TE Daniel Imatorbhebhe	2019 Class (9) QB Jalon Jones DB Chris Steele		
2008 Class (8) LB Brendan Beal CB Jeremy Brown CB Janoris Jenkins DE Earl Okine DL Matt Patchan					

PLAYERS WHO HAVE SCORED IN THEIR FIRST START (SINCE 1990)

Year	Player	Scoring Play	Opponent	Year	Player	Scoring Play	Opponent
2022	Ja'Quavion Frazier	19-yard TD reception from Richardson	Texas A&M	1997	Doug Johnson	1-yard TD run	Southern Miss
2022	Montrell Johnson Jr.	3-yard TD run	Eastern Washington	1995	Jacquez Green	96-yard TD reception from Kresser	Northern Illinois
2016	Van Jefferson	3-yard TD reception from Franks	Charleston So.	1993	Aubrey Hill	18 & 4-yard TD receptions from Dean	Vanderbilt
2016	Mark Thompson	3-yard TD run	Kentucky	1993	Chris Doering	19 & 28-yard TD receptions from Wuerffel	Kentucky
2009	Chris Rainey	Blocked punt and recovered in end zone	Kentucky	1992	Jack Jackson	31-yard TD reception from Matthews	Louisiana State
2008	Jeffery Demps	61-yard TD reception from Tebow	Kentucky	1991	Willie Jackson	32-yard TD reception from Matthews	Northern Illinois
2008	Ahmad Black	80-yard interception return	Hawaii	1991	Harrison Houston	Three TD receptions from Matthews (22,37,14)	San Jose State
2007	Tim Tebow	1-yard run	Western Kentucky	1990	Kevin Randolph	8-yard TD run	Kentucky
2003	Ciatrick Fason	33-yard pass from Leak, 75-yard run	Arkansas	1990	Tre Everett	50-yard TD reception from Matthews	Oklahoma State
2000	Jabar Gaffney	13 & 23-yard TD reception from Grossman	Mississippi St.	1990	Shane Matthews	1-yard TD run	Oklahoma State
2000	Aaron Walker	19 & 14-yard TD reception from Grossman	Middle Tennessee	1990	Dexter McNabb	2-yard TD run	Oklahoma State
1999	Kirk Wells	Two-point conversion pass from Johnson	Alabama				
1999	Brian Haugabrook	Seven-yard TD reception from Johnson	Kentucky				
1999	Earnest Graham	4 & 11-yard TD runs	Western Michigan				
1997	Jaime Richardson	9 & 28-yard TD receptions from Johnson	Central Michigan				

ALL-TIME COMEBACKS

Fourth Quarter Comebacks (Since 1966)

Date	Opponent	Largest	4th Quarter	4th Quarter	Final
		Deficit (Qtr.)	Deficit	Points	
Oct. 8, 1966	@ Florida St.	5	5	8	22-19
Oct. 15, 1966	@ N.C. State	4	4	14	17-10
Nov. 11, 1967	Georgia (Jax)	9	9	10	17-16
Oct. 23, 1971	Maryland	3	3	7	27-23
Nov. 10, 1973	Georgia (Jax)	4	4	8	11-10
Nov. 19, 1977	Utah	10	10	28	38-29
Sept. 4, 1982	Miami	4	4	7	17-14
Sept. 17, 1983	Indiana State	3	3	7	17-13
Oct. 13, 1984	@ Tennessee	3	3	20	43-30
Nov. 1, 1986	Auburn	17	17	18	18-17
Nov. 29, 1986	@ Florida St.	3	3	7	17-13
Oct. 7, 1989	LSU	7 (2)	4	13	16-13
Nov. 22, 1997	Florida St. **	4 (1)	1	7	32-29
Sept. 16, 2000	@ Tennessee	5 (2)	3	10	27-23
Nov. 2, 2002	Georgia (Jax)	7 (1)	1	7	20-13
Sept. 27, 2003	@ Kentucky	18	18	21	24-21
Sept. 16, 2006	@ Tennessee	3 (2)	3	7	21-20
Dec. 6, 2008	Alabama ^	3 (1,3)	3	14	31-20
Oct. 17, 2009	Arkansas	7 (2, 4)	7	10	23-20
Nov. 10, 2012	Louisiana	7 (4)	7	14	27-20
Oct. 4, 2014	@ Tennessee	9 (4)	9	10	10-9
Sept. 26, 2015	Tennessee	13 (3)	13	14	28-27
Nov. 7, 2015	Vanderbilt	1 (2)	1	3	9-7
Sept. 23, 2017	@ Kentucky	13 (4)	13	14	28-27
Oct. 6, 2018	LSU	7 (1)	5	13	27-19
Nov. 10, 2018	South Carolina	17(3)	10	14	35-31
Aug. 24, 2019	Miami	6(2)	3	7	24-20
Sept. 14, 2019	Kentucky	11	11	21	29-21
Oct. 19, 2019	South Carolina	7 (3)	3	21	38-27
Sept. 3, 2022	Utah	5 (3)	3	15	29-26
Sept. 17, 2022	South Florida	4 (4)	4	7	31-28

**Sugar Bowl; ^ SEC Championship

COME FROM BEHIND GAMES (1993-2021)

2022

Score	Lead Began	Lead Ended	Final Score
Utah 7, UF 0	11:23 in 1st	00:39 in 1st	UF 29, Utah 26
Utah 10, UF 7	10:26 in 2nd	1:42 in 2nd	UF 29, Utah 26
Utah 19, UF 14	00:12 in 3rd	12:48 in 4th	UF 29, Utah 26
Utah 26, UF 22	6:26 in 4th	1:25 in 4th	UF 29, Utah 26
USF 7, UF 3	1:21 in 1st	14:49 in 2nd	UF 31, USF 28
USF 28, UF 24	11:14 in 4th	5:05 in 4th	UF 31, USF 28
EWU 3, UF 0	8:04 in 1st	7:53 in 1st	UF 52, EWU 17
TAMU 7, UF 3	9:21 in 1st	6:01 in 1st	UF 41, TAMU 24
TAMU 14, UF 10	1:47 in 1st	00:33 in 1st	UF 41, TAMU 24
TAMU 24, UF 20	1:00 in 2nd	13:32 in 3rd	UF 41, TAMU 24

2021

Score	Lead Began	Lead Ended	Final Score
Samford 7, UF 0	10:26 in 1st	6:12 in 3rd	UF 70, Samford 52
Tennessee 14, UF 10	11:31 in 2nd	4:15 in 2nd	UF 38, Tennessee 14

2020

Score	Lead Began	Lead Ended	Final Score
South Carolina 7, UF 0	8:04 in 1st	3:45 in 1st	UF 38, SC 24
Missouri 7, UF 6	12:54 in 2nd	1:41 in 2nd	UF 41, Missouri 17
Georgia 14, UF 0	14:48 in 1st	1:43 in 1st	UF 44, Georgia 28
Vanderbilt 7, UF 0	10:50 in 1st	7:47 in 1st	----
Vanderbilt 10, UF 7	2:45 in 1st	4:13 in 2nd	UF 38, Vanderbilt 17
Kentucky 10, UF 7	2:13 in 2nd	0:42 in 2nd	UF 34, Kentucky 10
Tennessee 7, UF 3	9:59 in 2nd	7:53 in 2nd	UF 31, Tennessee 19

2019

Score	Lead Began	Lead Ended	Final Score
Miami 3, UF 0	9:37 in 1st	7:37 in 1st	----
Miami 13, UF 7	00:45 in 2nd	00:30 in 3rd	UF 24, Miami 20
Kentucky 14, UF 7	7:45 in 2nd	4:11 in 4th	UF 29, Kentucky 21
South Carolina 7, UF 0	9:59 in 1st	9:54 in 4th	UF 38, SC 27

Halftime Comebacks (Since 1966)

Date	Opponent	Largest	2nd Half	2nd Half	Final
		Deficit (Qtr.)	Deficit	Points	
Sept. 21, 1974	Maryland (Tampa)	3	3	10	17-10
Nov. 5, 1977	Georgia (Jax)	7 (1)	3	12	22-17
Nov. 1, 1980	Auburn	3	3	14	21-10
Oct. 10, 1981	Maryland	7 (1)	1	9	15-10
Sept. 29, 1984	Mississippi St.	5	5	20	27-12
Nov. 8, 1986	Georgia (Jax)	10 (1)	2	21	31-19
Sept. 15, 1990	Alabama	7	7	17	17-13
Nov. 14, 1992	South Carolina	3	3	14	14-9
Nov. 13, 1993	@ South Carolina	17 (2)	3	17	37-26
Sept. 16, 1995	Tennessee	9	9	41	62-37
Oct. 10, 1998	LSU	4	4	16	22-10
Nov. 15, 2003	@ South Carolina	9	9	17	24-22
Nov. 6, 2004	@ Vanderbilt	3	3	20	34-17
Sept. 30, 2006	Alabama	7 (1)	3	21	28-13
Oct. 17, 2009	Arkansas	7 (2, 4)	7	20	23-20
Sept. 8, 2012	@ Texas A&M	10 (2)	7	10	20-17
Sept. 15, 2012	@ Tennessee	7 (2, 3)	7	27	37-20
Oct. 6, 2012	LSU	6 (2)	6	14	14-6
Nov. 3, 2012	Missouri	7 (2)	7	14	14-7
Nov. 24, 2012	@ Florida St.	7 (3)	7	24	37-26
Sept. 26, 2015	Tennessee	13 (3)	10	21	28-27
Nov. 7, 2015	Vanderbilt	1(2)	1	3	9-7
Nov. 19, 2016	@ LSU	7 (1)	4	13	16-10
Sept. 9, 2018	@ Miss. State	3(2)	3	6	13-6
Oct. 13, 2018	@ Vanderbilt	18(2)	7	24	37-27
Nov. 10, 2018	South Carolina	17(3)	7	21	35-31
Aug. 24, 2019	Miami	6 (2)	6	17	24-20
Sept. 14, 2019	Kentucky	11 (4)	7	22	29-21
Nov. 13, 2021	Samford	7(2)	7	35	70-52
Nov. 5, 2022	@ Texas A&M	4 (2)	4	21	41-24

2018

Score	Lead Began	Lead Ended	Final Score
Miss. St. 3, UF 0	3:28 in 1st	10:24 in 2nd	----
Miss. St. 6, UF 3	03:30 in 2nd	08:26 in 3rd	UF 13, Miss. St. 6
LSU 7, UF 0	01:43 in 1st	12:30 in 2nd	----
LSU 10, UF 7	03:10 in 2nd	01:09 in 2nd	----
LSU 19, UF 14	11:14 in 4th	08:48 in 4th	UF 27, LSU 20
Vandy 7, UF 0	06:23 in 1st	14:52 in 4th	UF 37, Vandy 27
S. Carolina 7, UF 0	09:17 in 1st	04:09 in 4th	UF 35, S. Carolina 31

2017

Score	Lead Began	Lead Ended	Final Score
Vanderbilt 17, UF 14	3:57 in 2nd	0:00 in 2nd	UF, 38, Vanderbilt 24
Kentucky 7, UF 0	5:06 in 1st	14:16 in 2nd	----
Kentucky 14, UF 7	7:24 in 2nd	3:16 in 2nd	----
Kentucky 21, UF 14	12:11 in 3rd	0:43 in 4th	UF 28, Kentucky 27

2016

Score	Lead Began	Lead Ended	Final Score
Georgia 3, UF 0	9:59 in 1st	0:17 in 1st	----
Georgia 10, UF 7	12:02 in 2nd	1:37 in 2nd	UF 24, Georgia 10
LSU 7, UF 0	2:36 in 1st	8:57 in 3rd	UF 16, LSU 10
Iowa 3, UF 0	8:56 in 1st	5:42 in 1st	UF 30, Iowa 3

2015

Score	Lead Began	Lead Ended	Final Score
East Carolina 7, UF 0	11:26 in 1st	0:49 in 1st	----
East Carolina 14, UF 10	10:43 in 2nd	7:11 in 2nd	UF 31, East Carolina 24
Tennessee 14, UF 7	8:18 in 2nd	1:26 in 4th	UF 28, Tennessee 27
Vanderbilt 7, UF 6	0:48 in 2nd	2:22 in 4th	UF 9, Vanderbilt 7

2014

Score	Lead Began	Lead Ended	Final Score
Kentucky 10, UF 6	5:32 in 3rd	4:27 in 3rd	----

Kentucky 17, UF 13	3:21 in 3rd	:25 in 3rd	---
Kentucky 27, UF 20	1st OT	2nd OT	UF 36, Kentucky 30
Tennessee 3, UF 0	13:23 in 2nd	6:20 in 4th	UF 10, Tennessee 9
Georgia 7, UF 0	9:02 in 1st	8:25 in 2nd	UF 38, Georgia 20
Vanderbilt 7, UF 0	7:41 in 1st	3:34 in 1st	UF 34, Vanderbilt 10

2013

Score	Lead Began	Lead Ended	Final Score
Tennessee 7, UF 0	9:23 in 1st	13:23 in 2nd	UF 31, Tennessee 17
Arkansas 7, UF 0	2:09 in 1st	8:33 in 2nd	UF 30, Arkansas 10

2012

Score	Lead Began	Lead Ended	Final Score
Bowling Green 7, UF 0	1:17 in 1st	9:29 in 2nd	UF 27, BGSU 14
Texas A&M 3, UF 0	10:34 in 1st	3:51 in 1st	---
Texas A&M 10, UF 7	13:39 in 2nd	13:05 in 4th	UF 20, Texas A&M 17
Tennessee 14, UF 7	8:40 in 2nd	0:30 in 3rd	UF 37, Tennessee 20
LSU 3, UF 0	10:48 in 1st	5:15 in 3rd	UF 14, LSU 6
Vanderbilt 7, UF 0	6:45 in 1st	11:27 in 2nd	UF 31, Vanderbilt 17
Missouri 7, UF 0	6:10 in 2nd	9:03 in 3rd	UF 14, Missouri 7
Louisiana 17, UF 13	4:03 in 3rd	1:42 in 4th	UF 27, Louisiana 20
Florida St. 17, UF 13	8:30 in 3rd	11:01 in 4th	UF 37, Florida St. 26

2011

Score	Lead Began	Lead Ended	Final Score
Furman 6, UF 0	8:31 in 1st	3:08 in 2nd	UF 54, Furman 32

2010

Score	Lead Began	Lead Ended	Final Score
Miami (Ohio) 3, UF 0	7:01 in 1st	13:14 in 2nd	UF 34, Miami (Ohio) 12
USF 7, UF 0	3:53 in 1st	0:44 in 2nd	UF 38, USF 14
Tennessee 3, UF 0	1:17 in 1st	7:27 in 4th	UF 31, Tennessee 17
LSU 3, UF 0	10:54 in 1st	3:21 in 4th	LSU 33, UF 29

2009

Score	Lead Began	Lead Ended	Final Score
Arkansas 7, UF 0	14:57 in 2nd	7:27 in 4th	UF 23, Arkansas 20
Mississippi St., 3, UF 0	9:05 in 1st	3:36 in 1st	UF 29, Mississippi St. 19

2008

Score	Lead Began	Lead Ended	Final Score
Alabama 20, UF 17	0:08 left in 3rd	6:20 left in 4th	UF 31, Alabama 20

2007

Score	Lead Began	Lead Ended	Final Score
Ole Miss 3, UF 0	5:02 left in the 1st	14:52 left in the 2nd	UF 30, Ole Miss 24
Auburn 7, UF 0	6:16 left in the 1st	7:36 left in the 4th	Auburn 20, UF 17
S. Carolina 14, UF 13	2:21 left in the 1st	12:32 left in the 2nd	UF 51, S. Carolina 31
Michigan 7, UF 0	10:59 left in the 1st	2:37 left in the 1st	---
Michigan 21, UF 14	00:08 left in the 2nd	1:26 left in the 3rd	---
Michigan 31, UF 28	12:16 left in the 4th	5:49 left in the 4th	Michigan 41, UF 35

2006

Score	Lead Began	Lead Ended	Final Score
So. Miss. 7, UF 0	12:37 left in the 1st	0:00 left in the 1st	UF 34, So. Mississippi 7
Tennessee 10, UF 7	7:57 left in the 2nd	6:30 left in the 4th	---
Tennessee 17, UF 7	8:40 left in the 3rd	6:30 left in the 4th	---
Tennessee 20, UF 14	10:49 left in the 4th	6:30 left in the 4th	UF 21, Tennessee 20
Kentucky 7, UF 6	4:19 left in the 2nd	0:22 left in the 2nd	UF 26, Kentucky 7
Alabama 7, UF 0	2:47 left in the 1st	2:39 left in the 3rd	---
Alabama 10, UF 0	12:44 left in the 2nd	2:39 left in the 3rd	UF 28, Alabama 13
LSU 7, UF 0	6:45 left in the 1st	0:11 left in the 1st	UF 23, LSU 10
Auburn 3, UF 0	9:00 left in the 1st	4:21 left in the 1st	Auburn 27, UF 17
S. Carolina 7, UF 0	00:26 left in the 1st	1:25 left in the 2nd	---
S. Carolina 10, UF 7	14:51 left in the 4th	10:49 left in the 4th	---
S. Carolina 16, UF 10	8:13 left in the 4th	3:03 left in the 4th	UF 17, S. Carolina 16

Arkansas 21, UF 17	8:33 left in the 3rd	3:47 left in the 3rd	UF 38, Arkansas 28
Ohio State 7, UF 0	14:44 left in the 1st	10:31 left in the 1st	UF 41, Ohio State 14

2005

Score	Lead Began	Lead Ended	Final Score
Kentucky 7, UF 0	12:14 left in the 1st	8:42 left in the 1st	UF 49, Kentucky 28
Vanderbilt 7, UF 0	12:44 left in the 1st	5:08 left in the 1st	---
Vanderbilt 42, UF 35	OT #1 – VU Possession	OT #1 – UF Possess.	UF 49, Vanderbilt 42

2004

Score	Lead Began	Lead Ended	Final Score
EMU 3, UF 0	8:36 left in the 1st	2:11 left in the 1st	UF 49, EMU 10
Tennessee 14, UF 7	14:16 left in the 2nd	7:32 left in the 2nd	---
Tennessee 30, UF 28	:06 left in the 4th	---	Tennessee 30, UF 28
Kentucky 3, UF 0	6:06 left in 1st	0:00 left in 1st	UF 20, Kentucky 3
Vanderbilt 17, UF 14	6:19 left in 1st	11:36 left in 3rd	UF 34, Vanderbilt 17
S. Carolina 7, UF 0	1:46 left in 1st	6:39 left in 2nd	UF 48, S. Carolina 14

2003

Score	Lead Began	Lead Ended	Final Score
San Jose State 3, UF 0	12:47 left in the 1st	8:13 left in the 1st	UF 65, San Jose State 3
Miami 7, UF 0	14:47 left in the 1st	4:15 left in the 2nd	Miami 38, UF 33
Tennessee 7, UF 3	0:00 left in the 2nd	---	Tennessee 24, UF 10
Kentucky 7, UF 0	8:08 left in the 1st	3:15 left in the 4th	UF 24, UK 21
Ole Miss 3, UF 0	12:22 left in the 1st	5:57 left in the first	---
Ole Miss 20, UF 17	1:10 left in the 4th	---	Ole Miss 20, UF 17
LSU 7, UF 0	11:51 left in the 1st	3:17 left in the 1st	UF 19, LSU 7
Vanderbilt 7, UF 0	11:01 left in the 1st	3:17 left in the 1st	UF 35, Vanderbilt 17
S. Carolina 2, UF 0	10:53 left in the 1st	2:01 left in the 3rd	UF 24, USC 22
Florida St. 7, UF 3	1:46 left in the 1st	6:10 left in the 3rd	---
Florida St., 31, UF 27	5:01 left in the 4th	2:50 left in the 4th	---
Florida St. 38, UF 34	0:55 left in the 4th	---	Florida St. 38, UF 34
UF 7, Iowa 0	7:18 left in the 1st	3:56 left in the 1st	Iowa 37, UF 17

2002

Score	Lead Began	Lead Ended	Final Score
Ohio 3, UF 0	11:46 left in the 1st	00:53 in the 1st	UF 34, Ohio 6
Kentucky 28, UF 25	3:03 left in the 3rd	00:18 in the 3rd	UF 41, Kentucky 34
Georgia 13, UF 12	00:03 left in the 2nd	11:32 left in the 4th	UF 20, Georgia 13

2001

Score	Lead Began	Lead Ended	Final Score
UL-Monroe 6, UF 0	13:30 left in the 1st	2:53 left in the 1st	UF 55, UL-Monroe 6
Georgia 3, UF 0	11:00 left in the 1st	5:23 left in the 1st	UF 24, Georgia 10
South Carolina 7, UF 0	12:11 left in the first	12:15 left in the 2nd	UF 54, South Carolina 17

2000

Score	Lead Began	Lead Ended	Final Score
Tennessee 3, UF 0	3:30 left in 1st	8:50 left in 3rd	---
Tennessee 20, UF 17	1:43 left in 3rd	0:14 left in 4th	UF 27, Tennessee 23
Georgia 3, UF 0	6:36 left in 1st	5:23 left in 1st	---
Georgia 10, UF 9	5:23 left in 2nd	0:30 left in 2nd	UF 34, Georgia 23
Vanderbilt 7, UF 0	9:56 left in 1st	6:40 left in 1st	---
Vanderbilt 13, UF 10	2:38 left in 2nd	0:27 left in 2nd	UF 43, Vanderbilt 20
South Carolina 7, UF 3	4:34 left in 1st	1:40 left in 2nd	UF 41, South Carolina 21

* Also trailed South Carolina 21-3

1999

Score	Lead Began	Lead Ended	Final Score
UCF 7, UF 0	9:32 left in 1st	7:02 left in 1st	UF 58, UCF 27
Tennessee 7, UF 3	9:17 left in 2nd	3:37 left in 2nd	UF 23, Tennessee 21
Alabama 7, UF 3	7:45 left in 1st	7:23 left in 1st	---
Alabama 10, UF 7	12:53 left in 2nd	8:46 left in 3rd	---
Alabama 19, UF 14	6:07 left in 3rd	3:03 left in 3rd	---
Alabama 26, UF 22	12:30 left in 4th	5:15 left in 4th	---
Alabama 40, UF 39	No Time	No Time	Alabama 40, UF 39

Georgia 14, UF 10	10:47 left in 2nd	5:52 left in 2nd	UF 30, Georgia 14
Florida St. 7, UF 0	5:20 left in 1st	7:39 left in 3rd	
Florida St. 23, UF 16	0:34 left in 3rd	Never	
Alabama 12, UF 7	0:30 left in 2nd	Never	Alabama 34, UF 7

1998

Score	Lead Began	Lead Ended	Final Score
Tennessee 7, UF 3	4:52 left in 1st Qtr.	0:20 left in 2nd Qtr.	Tennessee 20, UF 17
Tennessee 17, UF 10	7:36 left in 3rd Qtr.	5:18 left in 3rd Qtr.	Tennessee 20, UF 17
Tennessee 20, UF 17	OT	Never	Tennessee 20, UF 17
Kentucky 14, UF 7	3:42 left in 1st Qtr.	3:17 left in 1st Qtr.	UF 51, Kentucky 35
LSU 3, UF 0	6:28 left in 1st Qtr.	1:14 left in 1st Qtr.	UF 22, LSU 10
LSU 10, UF 6	2:14 left in 2nd Qtr.	12:39 left in 3rd Qtr.	UF 22, LSU 10
Florida St. 13, UF 12	11:31 left in 3rd Qtr.	Never	Florida St. 23, UF 12

1997

Score	Lead Began	Lead Ended	Final Score
LSU started 7-0	8:42 in 1st quarter	12:17 left in 3rd (tied)	LSU 28-21
LSU in 3rd 21-14	13:13 4th quarter	Never	LSU 28-21
Florida St. 17-6	8:49 in 2nd quarter	4:13 left in 2nd	UF 32-29

1996

Opponent	Deficit (Time Remaining)	Final Score
Vanderbilt 3, UF 0	10:54 left in 1st	8:30 left in 1st
South Carolina 6, UF	08:57 left in 1st	5:20 left in 1st
Alabama 7, UF 0	8:52 left in 1st	14:37 left in 2nd
		UF 28, Vanderbilt 21
		UF 52, S.Carolina 25
		UF 45, Alabama 30

1995

Opponent	Deficit (Time Remaining)	Final Score
Houston	UH 14, UF 7 (8:15 in the first quarter)	UF 45, UH 21
Tennessee	UF 30, UF 14 (3:13 in the second quarter)	UF 62, UT 37
Auburn	AU 10, UF 0 (12:06 in the first quarter)	UF 49, AU 38
Florida St.	FSU 3, UF 0 (12:51 in the first quarter)	UF 35, FSU 24
Arkansas	UA 3, UF 0 (7:26 in the first quarter)	UF 34, UA 3

1994

Opponent	Deficit (Time Remaining)	Final Score
South Carolina	SC 7, UF 0 (5:51, 1st Quarter)	
	SC 10, UF 7 (9:36, 2nd Quarter)	UF 48, SC 17

1993

Opponent	Deficit (Time Remaining)	Final Score
Arkansas State	ASU 6, UF 0 (9:56, 1st Quarter)	UF 44, ASU 6
Kentucky	UK 7, UF 3 (0:59, 1st Quarter)	
	UK 17, UF 9 (10:32, 4th Quarter)	
	UK 20, UF 17 (1:23, 4th Quarter)	UF 24, UK 20
Mississippi St.	MSU 7, UF 0 (8:35, 1st Quarter)	
	MSU 14, UF 7 (1:02, 1st Quarter)	
	MSU 21, UF 17 (7:21, 3rd Quarter)	UF 38, MSU 24
LSU	LSU 3, UF 0 (9:21, 1st Quarter)	UF 58, LSU 3
Georgia	UGA 20, UF 13 (6:56, 2nd Quarter)	UF 33, UGA 26
South Carolina	SC 17, UF 0 (2:58, 1st Quarter)**	
	SC 26, UF 23 (4:11, 3rd Quarter)	UF 37, SC 26
Alabama	UA 7, UF 0 (10:13, 1st Quarter)	
	UA 10, UF 7 (12:02, 2nd Quarter)	UF 28, UA 132009

FLORIDA COACHING STAFFS (1946-present)**2022**

Bateman, Jay	ILB
Colbert, Keary	WR
Hocke, Mark	Assoc. HC/Director of Strength & Conditioning
Juluke, Jabbar	Assoc. Head Coach - Offense /RB
Napier, Billy	Head Coach
Peagler, William	TE
Peterson, Mike	OLB/Alumni Liaison
Raymond, Corey	Ast. Head Coach - Defense/CB
Sale, Rob	Offensive Coord./DL
Spencer, Sean	Co-Defensive Coord./DL
Stapleton, Darnell	OL
Toney, Patrick	Co-Defensive Coord./S

2021

Brewster, Tim	Ast. Head Coach/TE
Gonzales, Billy	WR/Passing Game Coord.
Grantham, Todd	Defensive Coordinator/LB
Turner, David	Ast. Coach/DL
Hevesy, John	OL/Running Game Coord.
McGriff, Wesley	S
McGee, Garrick	Ast. Coach/QB
Knox, Greg	Interim HC/RB/Special Teams Coord.
Mullen, Dan	Head Coach
Robinson, Christian	LB
Montinar, Jules	Ast. Coach/ CB
Savage, Nick	Director of Strength & Conditioning
Turner, David	DL

2020

Brewster, Tim	Ast. Head Coach/TE
English, Ron	DB
Gonzales, Billy	WR/Passing Game Coord.
Grantham, Todd	Defensive Coordinator
Gray, Torrian	CB
Hevesy, John	OL/Running Game Coord.
Johnson, Brian	Offensive Coordinator/QB
Knox, Greg	RB/Special Teams Coord.
Mullen, Dan	Head Coach
Robinson, Christian	LB
Savage, Nick	Director of Strength & Conditioning
Turner, David	DL

2019

English, Ron	DB
Gonzales, Billy	Co-Offensive Coordinator / WR
Grantham, Todd	Defensive Coordinator
Gray, Torrian	CB
Hevesy, John	Co-Offensive Coordinator / OL
Johnson, Brian	QB
Knox, Greg	RB/Special Teams Coord.
Mullen, Dan	Head Coach
Robinson, Christian	LB
Savage, Nick	Director of Strength & Conditioning
Scott, Larry	TE
Turner, David	DL

2018

English, Ron	DB
Gonzales, Billy	Co-Offensive Coordinator / WR
Grantham, Todd	Defensive Coordinator
Hevesy, John	Co-Offensive Coordinator / OL
Johnson, Brian	QB
Knox, Greg	RB/Special Teams Coord.
Mullen, Dan	Head Coach
Robinson, Christian	LB
Savage, Nick	Director of Strength & Conditioning
Scott, Larry	TE
Sunseri, Sal	DL
Warren, Charlton	CB

2017

Bell, Corey	DB
Davis, Brad	OL
Hocke, Kerry	WR
Kent, Mike	Dir. of Strength & Conditioning
McElwain, Jim	Head Coach
Nord, Greg	TE/Special Teams Coord.
Nussmeier, Doug	Offensive Coord./QB
Rumph, Chris	Co-Defensive Coordinator / DL
Shannon, Randy	Defensive Coordinator
Seider, Ja'Juan	RB
Skipper, Tim	LB

2016

Collins, Geoff	Defensive Coord./SAF
Dixon, Kerry	WR
Gray, Torrian	DB
Kent, Mike	Dir. of Strength & Conditioning
McElwain, Jim	Head Coach
Nord, Greg	TE/Special Teams Coord.
Nussmeier, Doug	Offensive Coord./QB
Rumph, Chris	DL
Shannon, Randy	Assoc. Head Coach/Co-Coord./LB
Skipper, Tim	RB
Summers, Mike	OL

2015

Collins, Geoff	Defensive Coord./SAF
Callahan, Kirk	DB
Dixon, Kerry	WR
Kent, Mike	Dir. of Strength & Conditioning
McElwain, Jim	Head Coach
Nord, Greg	TE/Special Teams Coord.
Nussmeier, Doug	Offensive Coord./QB
Rumph, Chris	DL
Shannon, Randy	Assoc. Head Coach/Co-Coord./LB
Skipper, Tim	RB
Summers, Mike	OL

2014

Dillman, Jeff	Dir. of Strength & Conditioning
Durkin, D.J.	Defensive Coord./LB
Hutzler, Coleman	Special Teams Coord.
Lawing, Brad	Asst. Head Coach/DL
Lewis, Derek	TE
Leak, Chris	WR
Muschamp, Will	Head Coach
Robinson, Travaris	DB
Roper, Kurt	Offensive Coord./QB
Summers, Mike	OL
White, Brian	RB

2013

Choate, Jeff	Special Teams Coord.
Davis, Tim	OL
Dillman, Jeff	Dir. of Strength & Conditioning
Durkin, D.J.	Defensive Coord./LB
Lawing, Brad	Asst. HC/DL
Lewis, Derek	TE
Muschamp, Will	Head Coach
Pease, Brent	Offensive Coord./QB
Phillips, Joker	WR
Robinson, Travaris	DB
White, Brian	RB

2012

Davis, Tim	OL
Dillman, Jeff	Dir. of Strength & Conditioning
Durkin, D.J.	LB/Special Teams Coord.
Bush Hamdan	WR

Lewis, Derek	TE
Muschamp, Will	Head Coach
Pease, Brent	Offensive Coord./QB
Robinson, Travaris	DB
Quinn, Dan	Defensive Coord./DL
White, Brian	RB
Young, Bryant	DL

2011

Durkin, D.J.	LB/Special Teams Coord.
Hill, Aubrey	WR/Recruiting Coord.
Lewis, Derek	TE
Marotti, Mickey	Dir. of Strength & Conditioning
Muschamp, Will	Head Coach
Quinn, Dan	Defensive Coord./DL
Robinson, Travaris	DB
Verducci, Frank	OL/Run Game Coord.
Weis, Charlie	Offensive Coord./QB
White, Brian	RB
Young, Bryant	DL

2010

Addazio, Steve	Assoc. Head Coach/ Offensive Coord./OL
Austin, Teryl	Defensive Coord./CB
Azzanni, Zach	WR
Drayton, Stan	RB/Recruiting Coord.
Durkin, D.J.	LB/Special Teams Coord.
Heater, Chuck	Co-Defensive Coord./SAF
Loeffler, Scott	QB
Marotti, Mickey	Dir. of Strength & Conditioning
McCarney, Dan	Asst. Head Coach/DL
Meyer, Urban	Head Coach
White, Brian	TE

2009

Addazio, Steve	Offensive Coord./OL
Bedford, Vance	CB
Carter, Kenny	RB
Gonzales, Billy	Recruiting Coord./WR
Heater, Chuck	Asst. Defensive Coord./SAF
Loeffler, Scot	QB
Marotti, Mickey	Dir. of Strength & Conditioning
McCarney, Dan	Asst. Head Coach, Defense/DL
Meyer, Urban	Head Coach
Strong, Charlie	Assoc. Head Coach/ Defensive Coord./LB
White, Brian	TE

2008

Addazio, Steve	Asst. Head Coach, Offense/OL
Bedford, Vance	CB
Carter, Kenny	RB
Gonzales, Billy	Recruiting Coord./WR
Heater, Chuck	Asst. Defensive Coord./SAF
Hevesy, John	TE/Asst. OL
Marotti, Mickey	Dir. of Strength & Conditioning
McCarney, Dan	Asst. Head Coach, Defense/DL
Meyer, Urban	Head Coach
Mullen, Dan	Offensive Coord./QB
Strong, Charlie	Associate Head Coach/ Defensive Coord./LB

2007

Addazio, Steve	OL
Drayton, Stan	RB
Gonzales, Billy	WR
Heater, Chuck	Recruiting Coord./CB
Hevesy, John	TE/Asst. OL

Holliday, John "Doc"	Associate Head Coach/SAF
Marotti, Mickey	Dir. of Strength & Conditioning
Mattison, Greg	Co-Defensive Coord./DL
Meyer, Urban	Head Coach
Mullen, Dan	Offensive Coord./QB
Strong, Charlie	Asst. Head Coach/ Co-Defensive Coord./LB

2006

Addazio, Steve	OT/TE
Drayton, Stan	RB
Gonzales, Billy	WR
Heater, Chuck	Recruiting Coord./CB
Hevesy, John	Guards/Centers
Holliday, John "Doc"	SAF
Marotti, Mickey	Dir. of Strength & Conditioning
Mattison, Greg	Co-Defensive Coord./DL
Meyer, Urban	Head Coach
Mullen, Dan	Offensive Coord./QB
Strong, Charlie	Co-Defensive Coord./LB

2005

Addazio, Steve	OT/TE
Drayton, Stan	RB
Gonzales, Billy	WR
Heater, Chuck	Recruiting Coord./CB
Hevesy, John	OG/OC
Holliday, John "Doc"	SAF
Marotti, Mickey	Dir. of Strength & Conditioning
Mattison, Greg	Co-Defensive Coord./DL
Meyer, Urban	Head Coach
Mullen, Dan	Offensive Coord./QB
Strong, Charlie	Co-Defensive Coord./LB

2004

Anderson, Jerry	DL
Disch, Dan	DB
Dixon, Dwayne	Asst. Head Coach/Inside WR
Fedora, Larry	Offensive Coord.
Locksley, Mike	RB/Recruiting Coord.
Miller, Bill	LB
Strong, Charlie	Defensive Coord.
Wickline, Joe	OL/Run Game Coord.
Zaubrecher, Ed	QB
Zook, Ron	Head Coach

2003

Anderson, Jerry	DL
Dixon, Dwayne	Asst. Head Coach
Fedora, Larry	Perimeter Offensive Game Coord.
Locksley, Mike	RB/Recruiting Coord.
Miller, Bill	LB
Strong, Charlie	Defensive Coord.
Wickline, Joe	OL/Run Game Coord.
Woodford, Mike	Defense/Special Teams Coord.
Zaubrecher, Ed	Offensive Coord./QB
Zook, Ron	Head Coach

2002

Anderson, Jerry	DL
Dixon, Dwayne	WR
Fedora, Larry	Run Game Coord./RB
Odom, Jerry	Outside LB/Special Teams Coord.
Thompson, John	Defensive Coord./Middle LB
Tolbert, Tyke	Recruiting Coord./TE
Wickline, Joe	OL
Woodford, Mike	DB
Zaubrecher, Ed	Offensive Coord./QB
Zook, Ron	Head Coach

2001

Brindise, Noah	Graduate Asst./QB Asst.
Collins, Jim	Outside LB/ Special Teams Coord./Recruiting Coord.
Dixon, Dwayne	WR
Glass, Rob	Dir. of Strength & Conditioning
Hoke, Jon	Asst. Head Coach/Defensive Coord./DB
Holland, Lawson	RB
Hunley, Ricky	DL
Hunt, John	OT
Odom, Jerry	Inside LB
Speronis, Jamie	Dir. of Football Administration
Spurrier, Steve	Head Coach
Stephens, Jimmy Ray	OL/Run Game Coord.
Teevens, Buddy	Asst. Offensive Coord./TE

2000

Broadway, Rod	DL/DT/PAT-FG Block
Collins, Jim	DE/Special Teams/ Punt/Punt Return/Recruiting Coord.
Dixon, Dwayne	WR/Kickoff/Punt Returners/ Asst. Passing Game Coord.
Glass, Rob	Dir. of Strength & Conditioning
Hoke, Jon	Asst. Head Coach/ Defensive Coord./DB
Holland, Lawson	RB/Co-Special Teams/ Kickoff Teams/Hands Team
Hunt, John	OT/TE-Running Game/ PAT-FG Protection
Sanders, Bob	Asst. Defensive Coord./LB
Spurrier, Steve	Head Coach
Stevens, Jimmy Ray	OC/OG/Run Game Coord./ Pass Protection Coord.
Teevens, Buddy	Passing Game Coord./TE/WR/ Kickers/Snappers/Holders

1999

Broadway, Rod	DT
Collins, Jim	Recruiting Coord./ Weakside and Middle LB
Dixon, Dwayne	Asst. Head Coach/WR
Glass, Rob	Dir. of Strength & Conditioning
Hoke, Jon	Defensive Coord./DB
Holland, Lawson	TE/Special Teams Coord.
Hunt, John	OT
Sanders, Bob	Asst. Head Coach/ DE/Strongside LB
Spurrier, Steve	Head Coach/Offensive Coord./QB
Stevens, Jimmy Ray	OC/OG
Teevens, Buddy	RB

1998

Broadway, Rod	DT
Collins, Jim	Recruiting Coord./ Weakside and Middle LB
Dixon, Dwayne	Asst. Coach/WR
Franks, Carl	Asst. Offensive Coord./RB
Holland, Lawson	Special Teams Coord./TE
Sanders, Bob	Asst. Def. Coord./ DE/Strongside LB
Spurrier, Steve	Head Coach/Offensive Coord.
Spurrier Jr., Steve	Asst. Special Teams Coach/ Asst. Offensive Coach
Stephens, Jimmy Ray	OL
Stoops, Bob	Asst. Head Coach/ Defensive Coord./DB

1997

Broadway, Rod	DT
---------------	----

Collins, Jim	Recruiting Coord./Weakside and Middle LB
Dixon, Dwayne	Asst. Coach/WR
Franks, Carl	Asst. Offensive Coord./RB
Holland, Lawson	TE/Co-Special Teams Coord.
Sanders, Bob	Asst. Defensive Coord./DE
Spurrier, Steve	Head Coach
Stevens, Jimmy Ray	OL
Stoops, Bob	Asst. Head Coach/Defensive Coord./DB
Wilson, Barry	Co-Special Teams Coord./Strongside LB

1996

Broadway, Rod	DT
Collins, Jim	Recruiting Coord./ Weakside and Middle LB
Dixon, Dwayne	Asst. Head Coach/WR
Franks, Carl	Asst. Offensive Coord./RB
Holland, Lawson	TE
Sanders, Bob	Asst. Defensive Coord./DE
Spurrier, Steve	Head Coach
Stephens, Jimmy Ray	OL
Stoops, Bob	Asst. Head Coach/Defensive Coord./DB
Wilson, Barry	Special Teams Coord./Strongside LB

1995

Broadway, Rod	DT
Collins, Jim	Inside LB/Recruiting Coord.
Dixon, Dwayne	Asst. Coach/WR
Franks, Carl	Asst. Offensive Coord./RB
Holland, Lawson	TE
Pruett, Bob	Defensive Coord./DB
Sanders, Bob	Asst. Defensive Coord./DE
Spurrier, Steve	Head Coach
Stephens, Jimmy Ray	OL
Zook, Ron	Asst. Coach/Special Teams Coord./ Nickelbacks and Strong SAF

1994

Collins, Jim	Recruiting Coord./TE
Dixon, Dwayne	WR
Franks, Carl	Inside LB
Pruett, Bob	Defensive Coord./DB
Reaves, John	Offensive Backfield
Sanders, Bob	DL Coord./DE
Spurrier, Steve	Head Coach/Offensive Coord./QB
Stephens, Jimmy Ray	OL
Strong, Charlie	Asst. Head Coach/DT
Zook, Ron	Nickelbacks/Special Teams Coord.

1993

Anderson, Jerry	Asst. Head Coach/DT
Collins, Jim	Asst. Defensive Co-Coord./Inside LB
Dixon, Dwayne	WR
Franks, Carl	TE/Recruiting Coord.
Sanders, Bob	Asst. Defensive Co-Coord./ Gatorbacks and Banditbacks
Spurrier, Steve	Head Coach/Offensive Coord./QB
Stephens, Jimmy Ray	RB
Strong, Charlie	DE
Zook, Ron	Defensive Coord./DB

1992

Anderson, Jerry	Asst. Head Coach/DT
Collins, Jim	Asst. Defensive Co-Coord./Inside LB
Dixon, Dwayne	WR
Franks, Carl	RB/Recruiting Coord.
McGeorge, Rich	OL
Reaves, John	TE
Sanders, Bob	Asst. Defensive Co-Coord./

Gatorbacks and Banditbacks	
Spurrier, Steve	Head Coach
Strong, Charlie	DE
Zook, Ron	Defensive Coord./DB

1991

Anderson, Jerry	Asst. Head Coach/DT
Collins, Jim	Asst. Defensive Co-Coord./Inside LB
Dixon, Dwayne	WR
Franks, Carl	Recruiting Coord./RB
McGeorge, Rich	OL
Reaves, John	TE
Sanders, Bob	Asst. Defensive Co-Coord./ Outside LB/Gatorbacks
Spurrier, Steve	Head Coach
Strong, Charlie	DE
Zook, Ron	Defensive Coord./DB

1990

Anderson, Jerry	DT
Bates, Jim	Defensive Coord./DB
Collins, Jim	Weakside LB/Strong SAF
Dixon, Dwayne	WR
Franks, Carl	RB
Marcum, Tim	Inside LB
McGeorge, Rich	OL
Reaves, John	TE
Sanders, Bob	DE
Spurrier, Steve	Head Coach

1989

Anderson, Jerry	TE/Special Teams
Cubit, Bill	QB
Darnell, Gary	Defensive Coord./Inside LB
Dickey, Jim	DB
Hall, Galen	Head Coach
Jordan, Whitey	Offensive Coord./RB
Kokemoor, Roy	WR
Maggio, Phil	OL
Norris, Rex	DL
Strong, Charlie	Outside LB

1988

Amedee, Lynn	Offensive Coord./QB
Anderson, Jerry	TE/Special Teams
Darnell, Gary	Defensive Coord./Inside LB
Dickey, Jim	DB
Hall, Galen	Head Coach
Kirksey, Larry	RB
Kokemoor, Roy	WR
Maggio, Phil	OL
Norris, Rex	DL
Strong, Charlie	Outside LB

1987

Anderson, Jerry	TE/Special Teams
Brooks, Dan	DL (Middle Guards)
Coughlin, Dan	DL
Dickey, Jim	Inside LB
Hall, Galen	Head Coach
Heimerdinger, Mike	WR/QB
Kirksey, Larry	RB
Maggio, Phil	OL
Smith, Ty	Outside LB
Yaralian, Zaven	Defensive Coord./DB

1986

Anderson, Jerry	Special Teams
Brooks, Dan	DL
Coughlin, Dan	DL
Dickey, Jim	Inside LB

Hall, Galen	Head Coach
Heimerdinger, Mike	WR
Kirksey, Larry	RB
Maggio, Phil	OL
Smith, Ty	Outside LB
Tuten, Rich	Strength & Conditioning
Yaralian, Zaven	Defensive Coord./DB

1985

Anderson, Jerry	Special Teams
Bailey, Charlie	Defensive Coord./Inside LB
Brooks, Dan	DL
Coughlin, Dan	DL
Hall, Galen	Head Coach
Heimerdinger, Mike	WR
Kirksey, Larry	RB
Maggio, Phil	OL
Smith, Ty	Outside LB
Tuten, Rich	Strength & Conditioning
Yaralian, Zaven	DB

1984

Adams, Dwight	Asst. Head Coach for Personnel and Administration (Special Teams)
Coughlin, Dan	DL
Hall, Galen	Offensive Coord./QB
Heimerdinger, Mike	WR
Kines, Joe	Asst. Head Coach/ Defensive Coord./Inside LB
Kirksey, Larry	RB
Maggio, Phil	OL
Pell, Charley	Head Coach
Smith, Ty	Outside LB
Tuten, Rich	Strength & Conditioning
Yaralian, Zaven	DB

1983

Adams, Dwight	Special Teams/Squad Development
Coughlin, Dan	DL
Heimerdinger, Mike	WR
Kendrick, Vince	RB
Kines, Joe	Defensive Coord./Inside LB
Maggio, Phil	OL
Pell, Charley	Head Coach
Shanahan, Mike	Asst. Head Coach/ Offensive Coord./QB
Smith, Ty	Outside LB
Tuten, Rich	Strength & Conditioning
Yaralian, Zaven	DB

1982

Adams, Dwight	Outside LB/Special Teams
Andrews, Mickey	DB
Bugar, Mike	DL
Gardner, Jeff	Asst. OL
Kendrick, Vince	Asst. RB
Kines, Joe	Defensive Coord./Inside LB
Maggio, Phil	OL
McGraw, Sonny	Administrative Asst./ Head of Recruiting
McGriff, Lee	WR
Pell, Charley	Head Coach
Shanahan, Mike	Offensive Coord./QB
Slowik, Bob	Asst. DB
Tuten, Rich	Strength & Conditioning

1981

Adams, Dwight	Outside LB/Special Teams
Andrews, Mickey	DB
Bugar, Mike	DL

Kendrick, Vince RB
 Kines, Joe Defensive Coord./Inside LB
 Maggio, Phil OT/TE
 McGraw, Sonny Administrative Asst./
 Head of Recruiting
 McGriff, Lee WR
 Pell, Charley Head Coach
 Rudgers, Jim OC/OG
 Shanahan, Mike Offensive Coord./QB
 Slowik, Bob Asst. DB
 Tuten, Rich Strength & Conditioning

1980

Adams, Dwight DE
 Bugar, Mike DL
 Kendrick, Vince RB
 Kines, Joe LB
 King, Jim OL
 Knight, Virgil Strength & Conditioning
 Lyle, Charlie DB
 Maggio, Phil Asst. OL
 McGraw, Sonny Administrative Asst./
 Head of Recruiting
 McGriff, Lee WR
 Parker, Jim Administrative Asst.
 Pell, Charley Head Coach
 Shanahan, Mike Offensive Coord./QB
 Slowik, Bob Asst. DB
 Waters, Wright Asst. Athletic Director/Student Life

1979

Adams, Dwight DE
 Aldridge, Denny QB
 Dicks, Wesley Asst. OL
 Jenkins, Pete DL
 Kines, Joe LB
 King, Jim OL
 Knight, Virgil Strength & Conditioning
 Lyle, Charlie DB
 McGraw, Sonny Administrative Asst./
 Head of Recruiting
 McGriff, Lee WR
 Morand, Elroy RB
 Parker, Jim Administrative Asst.
 Pell, Charley Head Coach
 Waters, Wright Academic Counselor

1978

Brown, Don TE/Chief Recruiter
 Dickey, Doug Head Coach
 Helton, Kim OL
 Knotts, Doug Defensive Coord./LB
 Lyle, Charlie DB
 McGriff, Lee WR
 Parker, Jim Asst. Offensive Backfield
 Spurrier, Steve Offensive Backfield/QB/RB
 Stephens, Jimmy OL Asst.
 Talbot, Randy Recruiting/
 Alumni Association Asst.
 Thompson, III, Jack DL

1977

Brown, Don TE/OT/Chief Recruiter
 Dickey, Doug Head Coach
 Dunn, Jimmy Offensive Coord.
 Hall, Jack Kickers and Weights Coach
 Hatfield, Ken WR/RB
 Helton, Kim OC/OG
 Knotts, Doug Defensive Coord./LB
 Reed, Lambert Defensive Interior

Thompson, III, Jack DE
 Trammell, Allen DB

1976

Brown, Don TE/OT/Chief Recruiter
 Dickey, Doug Head Coach
 Dunn, Jimmy Offensive Coord.
 Hall, Jack Kickers and Weights Coach
 Hatfield, Ken WR/RB
 Helton, Kim Interior OL
 Johnson, Brooks Recruiting/Sprint Coach
 Knotts, Doug Defensive Coord./LB
 Niblack, Jim Head Junior Varsity Coach
 Reed, Lambert Defensive Interior
 Thompson, III, Jack DE
 Trammell, Allen DB

1975

Brown, Don TE/OT/Administrative Asst.
 Dickey, Doug Head Coach
 Dunn, Jimmy Offensive Coord.
 Fuller, Dave Scout Team/Kickers
 Fulton, Charles Recruiting Coord./Scouting/
 Junior Varsity Coach
 Hall, Jack Head Freshmen Coach
 Hatfield, Ken WR
 Helton, Kim OC/OG
 Knotts, Doug Defensive Coord./LB
 Reed, Lambert Defensive Interior
 Thompson, III, Jack DE
 Trammell, Allen DB

1974

Breaux, Don WR
 Brown, Don TE/OT/Administrative Asst.
 Carr, Bill Academic Supervisor/
 Asst. Coach and Scout
 Dickey, Doug Head Coach
 Dunn, Jimmy Offensive Coord.
 Fuller, Dave Scout Team Coach
 Fulton, Charles Recruiting Coord./Scouting/
 Freshmen Coach
 Hall, Jack Head Freshmen Coach
 Hatfield, Ken DB
 Helton, Kim Interior OL
 Knotts, Doug Defensive Coord./LB
 Thompson, III, Jack DL
 Trammell, Allen DE
 Webster, Jim Freshmen Defense/
 Scouting/Recruiting

1973

Breaux, Don WR
 Brown, Don TE and Tackles/
 Administrative Asst.
 Carr, Bill Academic Supervisor/
 Asst. Coach and Scout
 Dickey, Doug Head Coach
 Dunn, Jimmy Offensive Coord./QB/RB
 Fuller, Dave Scout Team Head Coach
 Fulton, Charles Freshmen Backfield and Scouting
 Hall, Jack Freshmen Team Head Coach
 Hatfield, Ken DB
 Helton, Kim Interior OL
 Knotts, Doug Defensive Coord./LB
 Thompson, III, Jack DL
 Trammell, Allen Freshmen Defense/Recruiting

1972

Brown, Don TE/OT/Administrative Asst.

Carr, Bill Academic Supervisor/
 Asst. Coach and Scout
 Deal, Don RB
 Dickey, Doug Head Coach
 Dunn, Jimmy Offensive Coord./QB/Split WR
 Fuller, Dave Scout Team Coach
 Fulton, Charles Freshmen Backfield and Scouting
 Hall, Jack Head Freshmen Coach
 Hatfield, Ken DB
 Haynes, Jimmy OL
 Knotts, Doug Defensive Coord./LB
 Thompson, III, Jack DL
 Trammell, Allen Freshmen Defense/Recruiting

1971

Brown, Don TE/Administrative Asst.
 Deal, Don Head Freshmen Coach/
 Academic Supervisor
 Dickey, Doug Head Coach
 Dunn, Jimmy Offensive Coord./QB/WR
 Fuller, Dave Scout Team Coach
 Hall, Jack Chief Recruiting Coord./Asst. Coach
 Hatfield, Ken DB
 Haynes, Jimmy OL
 Infante, Lindy RB
 Jones, Jack DE
 Knotts, Doug Defensive Coord./LB
 Thompson, III, Jack Defensive Interior

1970

Brown, Don DB
 Deal, Don Asst. Scout Team Coach/
 Academic Supervisor
 Dickey, Doug Head Coach
 Dunn, Jimmy Offensive Coord./QB/WR
 Fulcher, Bill OL
 Fuller, Dave Scout Team Coach
 Hall, Jack Chief Recruiting Coord./Asst. Coach
 Haynes, Jimmy Head Freshmen Coach
 Infante, Lindy RB
 Knotts, Doug Defensive Coord./Defensive Interior
 McGowan, Bubba Recruiting Coord./
 Freshmen Backs Coach
 McKinney, George LB
 Thompson, III, Jack DE

1969

Brown, Don DB
 Ellenson, Eugene Asst. Head Coach/
 Head Defensive Coach
 Fuller, Dave Scout-Team Coach
 Graves, Ray Head Coach/Director of Athletics
 Haynes, Jimmy Offensive Asst.
 Infante, Lindy Head Freshmen Coach
 Kensler, Edward OL
 McGowan, Bubba WR
 Pancoast, Fred Head Offensive Coach/
 Offensive Backfield
 Smith, Charles "Rabbit" Head Recruiter
 Thompson, III, Jack Defensive Interior Lineman
 Westbrook, Jack Freshmen Backfield/Scouting/
 Academic Supervisor

1968

Brown, Don DB
 Ellenson, Eugene Asst. Head Coach/
 Head Defensive Coach
 Fuller, Dave B-Team Coach
 Graves, Ray Head Coach

Haynes, Jimmy Head Freshmen Coach
 Infante, Lindy B-Team Coach
 Kensler, Edward Head Offensive Coach/OL
 McGowan, Bubba Offensive End
 Pancoast, Fred Offensive Backfield
 Smith, Charles "Rabbit" Head Recruiter
 Thompson, III, Jack Defensive Interior Line
 Westbrook, Jack Freshmen Backfield/Scouting/
 Academic Supervisor

1967

Brown, Don DE
 Ellenson, Eugene Asst. Head Coach/
 Head Defensive Coach
 Fuller, Dave B-Team Coach
 Graves, Ray Head Coach/Director of Athletics
 Kensler, Edward Head Offensive Coach/OL
 Kinard, Billy Defensive Backfield
 McGowan, Bubba Offensive Ends
 Pancoast, Fred Offensive Backfield
 Smith, Charles "Rabbit" Head Recruiter
 Thompson, III, Jack B-Team Coach
 Travis, Larry Head Freshmen Coach

1966

Brown, Don DE
 Ellenson, Gene Asst. Head Coach/
 Head Defensive Coach
 Fuller, David B-Team Coach
 Graves, Ray Head Coach
 Kensler, Ed Head Offensive Coach/OL
 Kinard, Billy DB
 McGowan, Bubba Offensive Ends
 Pancoast, Fred Offensive Backfield
 Smith, Charles "Rabbit" Head Recruiter
 Thompson, III, Jack B-Team Coach
 Travis, Larry Head Freshmen Coach

1965

Brown, Don DE
 Eibner, John Head B-Team Coach/Head Scout
 Ellenson, Gene Asst. Head Coach/
 Head Defensive Coach
 Fuller, David Head Freshmen Coach
 Graves, Ray Head Coach
 Kensler, Ed Head Offensive Coach/OL
 Kinard, Billy DB
 McGowan, Bubba Offensive Ends
 Pancoast, Fred Offensive Backfield
 Smith, Charles "Rabbit" Head Recruiter
 Travis, Larry Asst. B-Team Coach

1964

Brown, Don DE
 Eibner, John Head Scout/B-team Coach
 Ellenson, Gene Defensive Coord.
 Fuller, Dave Freshmen Head Coach
 Graves, Ray Head Coach
 Kensler, Ed OL
 Kinard, Billy DB
 Pancoast, Fred Offensive Ends
 Rodgers, Pepper Offensive Coord.
 Smith, Charles "Rabbit" Head Recruiter
 Travis, Larry B-Team Asst.

1963

Brown, Don OL
 Donaldson, John Head Freshmen Coach
 Dunn, Jimmy Defensive Backfield
 Dupree, Sterling Head Recruiter

Eibner, John	Asst. Coach/Head Scout
Ellenson, Gene	Defensive Coach
Fuller, Dave	Asst. Varsity Coach
Graves, Ray	Head Coach/Athletic Director
Mooney, Ottis	Asst. Defensive Coach
Rodgers, Pepper	Offensive Coord.

1962

Brown, Don	Asst. DL
Donaldson, Jack	Defensive Backfield
Dunn, Jimmy	Asst. Backfield
Dupree, Sterling	Head Recruiter
Eibner, John	Asst. Coach/Head Scout
Ellenson, Gene	OL
Fuller, Dave	Head Freshmen Coach
Graves, Ray	Head Coach/Athletic Director
Green, Jack	Athletic Director Asst./ Defensive Coach
Rodgers, Pepper	Offensive Coord.

1961

Donaldson, John	Asst. Coach
Dunn, Jimmy	Asst. Coach
Dupree, Sterling	Asst. Coach/Head Recruiter
Eibner, John	Asst. Coach/Head Scout
Ellenson, Gene	Asst. Coach
Fuller, Dave	Asst. Coach
Graves, Ray	Head Coach/Athletic Director
Green, Jack	Asst. Coach
Powell, Jim	Asst. Coach
Rodgers, Pepper	Asst. Coach

1960

Donaldson, John	Asst. Coach
Dunn, Jimmy	Full Student Asst. Coach
Eibner, John	Asst. Coach/Head Scout
Ellenson, Gene	Asst. Coach
Fuller, Dave	Freshmen Football Coach
Graves, Ray	Head Coach/Athletic Director
Green, Jack	Asst. Coach
Mauer, John	DE
Powell, Jim	Offensive Ends
Rodgers, Pepper	Asst. Coach
Scarborough, Earl	LB

1959

Cara, Mac	Offensive Backfield
Foldberg, Hank	OL
Fuller, Dave	DB
Hooser, Hobe	DL
Jones, Dick	Asst. Coach
Lyle, Sam	Asst. Coach
Mauer, John	DE/LB
Powell, Jim	Head Freshmen Coach
Robinson, Harvey	Head Backfield Coach
Scarborough, Earl	Asst. Coach
Woodruff, Bob	Head Coach/Athletic Director

1958

Cara, Mac	Offensive Backfield
Foldberg, Hank	OL
Fuller, Dave	DB
Hooser, Hobe	DL
Jones, Dick	Asst. Coach
Mauer, John	DE
Powell, Jim	Head Freshmen Coach
Robinson, Harvey	Head Backfield Coach
Scarborough, Earl	Asst. Coach
Woodruff, Bob	Head Coach/Athletic Director

1957

Cara, Mac	Asst. Coach
Eibner, John	Head Scout/Asst. Coach
Foldberg, Hank	OL
Fuller, Dave	Asst. Backfield
Hooser, Hobe	DL
Jones, Dick	Asst. Coach
Mauer, John	DE
Robinson, Harvey	Head Backfield Coach
Scarborough, Earl	Asst. Coach
Woodruff, Bob	Head Coach/Athletic Director

1956

Cara, Mac	Asst. Coach
Eibner, John	Asst. Coach/Head Scout
Foldberg, Hank	OL
Fuller, Dave	Asst. Backfield
Hooser, Hobart	DL
Jones, Dick	Asst. Coach
Mauer, John	DE
Robinson, Harvey	Head Backfield Coach
Tate, Charlie	Freshmen Football Coach
Woodruff, Bob	Head Coach/Athletic Director

1955

Cara, Mac	Asst. Coach
Eibner, John	Head Scout/Asst. Coach
Foldberg, Hank	OL
Fuller, Dave	Freshmen Coach
Hall, Dale	Offensive Backs
Hooser, Hobe	DL
Jones, Dick	Asst. Coach
Mauer, John	DE
Robinson, Harvey	DB
Woodruff, Bob	Head Coach/Athletic Director

1954

Cara, Mac	Backfield
Eibner, John	Head Scout
Foldberg, Hank	OL and Ends
Fuller, Dave	Freshmen Coach
Hall, Dale	Offensive Backs
Hooser, Hobe	DL
Jones, Dick	Freshmen Coach
Mauer, John	DB and Ends
Woodruff, Bob	Head Coach/Athletic Director

1953

Eibner, John	Head Scout
Foldberg, Hank	OL and Ends
Fuller, Dave	DB
Cara, Mac	Offensive Backs
Hooser, Hobart	DL
Lyle, Sam	Asst. Coach
Powell, Jim	Freshmen Coach
Mauer, John	DB and LB
Rauch, John	QB
Woodruff, Bob	Head Coach/Athletic Director

1952

Cara, Mac	Asst. Coach
Eibner, John	Head Scout
Foldberg, Hank	OL and Ends
Fuller, Dave	Asst. Backfield
Hooser, Hobe	DL
Robinson, Harvey	Head Backfield
Jones, Dick	Freshmen Coach
Mauer, John	DB and Ends
Scarborough, Earl	Asst. Coach
Woodruff, Bob	Head Coach/Athletic Director

1951

Coleman, Tonto	Offensive Ends/ Head B-Team and Freshmen
Dellastatious, Bill	Asst. Coach
Eibner, John	OL
Fuller, Dave	Asst. Coach
Hooser, Hobe	DL
Kynes, Jimmy	Student Asst.
Mauer, John	DB
Montsdeoca, Fred	Student Asst.
Sauer, John	Offensive Backs
Woodruff, Bob	Head Coach/Athletic Director

1950

Batista, Julius "Mush"	Freshmen Asst.
Broyles, Frank	DB
Coleman, Tonto	Head Freshmen Coach
Eibner, John	OL
Fuller, Dave	Freshmen Asst.
Hooser, Hobe	DL
McAllister, Sam	B-Team Coach
Sauer, John	Offensive Backs
Woodruff, Bob	Head Coach/Athletic Director

1949

Batista, Julius "Mush"	Freshmen Line Coach
Dupree, Sterling	Backfield Coach
Fuller, Dave	Freshmen Backfield Coach
McAllister, Sam	Scout Team Coach
Severin, Paul	Head Freshmen Coach
Shoemaker, Perron	End Coach
Twomey, Ted	Line Coach
Wolf, Raymond "Bear"	Head Coach/Athletic Director

1948

Batista, Julius "Mush"	Freshmen Line Coach
Dupree, Sterling	Backfield Coach
Fuller, Dave	Freshmen Backfield Coach
McAllister, Sam	Head Freshmen Coach
Severin, Paul	End Coach
Twomey, Ted	Line Coach
Wolf, Raymond "Bear"	Head Coach/Athletic Director

1947

Batista, Julius "Mush"	Asst. Coach
Brannon, Buster	Backfield Coach
Fuller, Dave	Asst. Coach
McAllister, Sam	Freshmen Coach
Severin, Paul	End Coach
Twomey, Ted	Line Coach
Wolf, Raymond "Bear"	Head Coach/Athletic Director

1946

Batista, Julius "Mush"	Asst. Coach
Brannon, Buster	Backfield Coach
McAllister, Sam	Freshmen Coach
Fuller, Dave	Asst. Coach
Severin, Paul	End Coach
Twomey, Ted	Line Coach
Wolf, Raymond "Bear"	Head Coach/Athletic Director



LETTERWINNERS

ALL-TIME LETTERWINNERS

Efforts have been made to make this list as accurate as possible. We will gladly consider any corrections, additions or deletions to this list.

Send To: Rickh@gators.ufl.edu

Attention: Football Lettermen

AAA

Abbott, Frederic M.	1970, 71, 72
Abdelnour, Thomas A.	1967, 68, 69
Ackerman, Brady	1990, 91
Acosta-Rua, Fernando	1988
Adams, Andre E.	1985
Adams, Cody	2013
Adams, Lawrence H.	1971, 74
Adams, Roger	1944
Adkins, Mitty	1948, 49
Adkins, Robert M.	1974, 77
Agee III, Joseph R.	1969
Ajagbe, Gideon	2011, 13, 14
Alajajian, Nick	2010, 11
Albertson, Arthur	1906
Albury, Charles D.	1968, 69
Alderman, Tom	1906
Alexander, Bennie	1998, 99, 2000, 01
Alford, Lutrell	2007
Allen, Joseph L.	1973, 74, 75
Allen, Richard A.	1956, 57, 59
Allen, Tremayne	1995, 96
Allen, William Theo	1982
Alli, Stephen	2010, 11, 12
Alvarez, Carlos	1969, 70, 71
Amelung Jr., Frank A.	1967, 68, 69
Ancrum, Luke	2016, 17, 18, 19
Anders, Jack	2022
Anderson, Anthony L.	1973, 74
Anderson, B. G.	1920
Anderson, C. A.	1919, 20
Anderson, Charlie "Neal"	1982, 83, 84, 85
Anderson, Eric	1984
Anderson, Jerry D.	1964, 65, 66
Anderson, Kris H.	1971, 72, 73
Anderson, Markihe	2006, 07, 08, 09
Anderson, Myrick R.	1989, 90, 91, 92
Anderson, R. T.	1931
Anderson, Tom	1931
Anderson, W. F.	1925
Andrades, Raphael	2012, 15
Anthony, Reidel	1994, 95, 96
Antwine, Brandon	2006, 08, 09, 10
Anzalone, Alex	2013, 14, 16
Appleby, Austin	2016
Archie, Pete	1991, 92
Arfaras, Nicholas I.	1958, 59, 60
Armstrong, Scott W.	1984, 85, 86
Armstrong, Trace	1988
Ash, Terry D.	1970
Askeland, Erik	2020
Atkins, Avery	2005
Augustine, Zephrian	2002, 03, 04
Aust, Clifton E.	1971, 72, 73
Aydt, Timothy E.	1975, 76, 77
Ayers, William	1957, 58
BBB	
Badeaux, Ernie	1996
Baeszler, Marquis C.	1964, 65, 66
Bagwell, Archie	1940
Bailey, Alvin	2015

Bailey, Cory	2001, 02, 03, 04
Baker, Dallas	2003, 04, 05, 06
Baker, Henry	1908, 09
Baker, Jay S.	1985
Baker, P. O.	1916, 19, 20
Baker, Tyrone	1994, 96, 97
Balas, Leonard C.	1950, 51, 52
Baldry, Derek	2007
Baldwin, Gregory S.	1988, 89
Ball, Clinton R.	1973, 74, 75
Ball, Neiron	2010, 12, 13, 14
Banks, Noah	2018, 19
Barber, Austin	2022
Barber, John	1942
Barber, Terence B.	1988, 89, 90
Barber, Vernon S.	1973, 74, 75, 76
Barchan, Joseph	1922
Barfield, John W.	1965, 66, 67
Barker, Allie	1931
Barnard, David	1992, 93, 94, 95
Barnes, Donald L.	1952
Barnhart, David L.	1968
Barr, Jimmy D.	1969, 71
Barrett, Donald James	1964, 65, 66
Barrington, Glenn	1942
Barrow, Gregory John	1980
Barrow, John B.	1953, 54, 55, 56
Barrs, Albert	1906
Bartleson, Charles	1908
Bartley, Ephesians	1988, 89, 90, 91
Bartley, Jason	1992, 93, 94, 95
Bartruff, William Owen	1986, 87, 88
Bass, Billy	1952, 53, 54
Bates, James	1993, 94, 95, 96
Batten Jr., Thomas E.	1961, 62
Battista, Julius B.	1938, 39, 40
Battle, Ronnie	1994, 95, 96, 97
Beach, James E.	1948, 49
Beauchamp, Tim	1995, 96, 97
Beaver, James E.	1959, 60, 61
Beavin, Paul T.	1987
Becar, Brandon	2021
Beck, Cecil	1925, 26, 27
Beck, George	1933
Beckman, Lars E.	1964, 65
Beckwith, Jack	1933, 34, 35
Beeler, P. R.	1912
Beemer, Gary	2010
Belden, Douglas R.	1946, 47, 48
Bell, Kerwin D.	1984, 85, 86, 87
Bell, Reed	1944
Bell, Steven	2003
Bell, William R.	1977, 78, 79
Benjamin, Basil	1986
Bennek, William I.	1977, 78
Bennett, Bruce	1963, 64, 65
Bennett, Franklin	1936
Beno, Andy	1939
Benson Jr., James E.	1964, 65, 66
Bentfrou, W.	1921
Berlin, Brock	2000, 01
Bernhard, Drayton	1931, 32, 33
Bernhardt III, James T.	1963, 64
Berry, John J.	1938
Bethea, L. R.	1928, 29, 30
Bie, O. A.	1922
Bilinski, Leo	1933
Bilkie, Chris	1991, 92, 93, 94

Billett, Rodney Charles	1982, 83, 84
Billins, Mike V.	1989
Bilyk, Gerald L.	1952, 53, 54
Bishop, Homer	1925
Bishop, Howard	1925, 26, 27
Bishop, Thomas W.	1946, 47
Black, Ahmad	2007, 08, 09, 10
Black, Diwun	2021
Blackett, Roderick	2007, 08
Blackshear, Cheston	1996, 97, 98, 99
Blair, Richard H.	1957
Blair, Steven S.	1975, 76, 77
Blalock, Jack	1937, 38
Blank, Ralph	1941
Blavi, Richard H.	1957
Blaylock, Andrew	2009
Bludworth, David H.	1961
Boardman, Hollis C.	1971, 72, 73
Boateng, Nyan	2005
Boedy, Robert F.	1972, 73
Bogle, Khris	2019, 20, 21
Bolduc, Norman	1991
Bolton Jr., William O.	1954, 55, 56
Bond Jr., John S.	1924
Bond, William B.	1928
Boney Jr., Clark H.	1955, 56, 57
Bono, Louis	1927, 28
Booker, William E.	1956, 57, 58
Boone, Justus	2022
Booth, James K.	1971
Borajkiewicz, Joseph L.	1981
Borders, Chief	2022
Bostic, Jonathan	2009, 10, 11, 12
Bostwick, Jay-nard	2014
Bowden, David R.	1972, 73
Bowen, Hunter S.	1969, 70
Bowen, Paul	1994
Bowyer, Ernest J.	1926, 27, 28
Bracken, Andrew J.	1941, 42
Bradley, Victor Andrew	1981
Brady, Jack	2022
Branch, Harold T.	1948
Brandon, Michael B.	1989, 90, 91
Brannon, C. S.	1917
Brannon Jr., Hill	1950, 51, 52
Brantley, Caleb	2014, 15, 16
Brantley III, John	1977, 78
Brantley IV, John	2008, 09, 10, 11
Brantley, Richard A.	1957, 58, 59
Brantley, Scot E.	1976, 77, 78, 79
Braun, Chris	1993, 94
Braun, Josh	2020, 21
Bray, H. Thompson	1947, 48
Bretsch, Kenneth P.	1957
Brewer, Rodney L.	1984, 85, 86
Brindise, Noah	1995, 96, 97
Brinson, Larry S.	1973, 74, 75, 76
Brissett, Jacoby	2011, 12
Broadus, Loren A.	1947, 48, 49, 50
Brock, Paul	1936, 37
Brodsky, Joe	1953, 54, 55, 56
Brodsky, Joseph, Jr.	1978
Bromley, Chris R.	1987, 88, 89, 90
Bromley III, Philip Eugene	1981, 82, 83, 84
Brooks, Hubert E.	1950, 51, 52
Brooks, Nick	2005, 06
Brooks, Rodney Andrew	1978, 80
Brown, Aaron	1948, 49

Brown, Alex	1998, 99, 2000, 01
Brown, Ben	1998, 99, 2001
Brown, Donald E.	1949, 50, 51
Brown, J. Alton	1933, 34, 35
Brown, J. Henry	1984, 85, 86, 87
Brown, Jeremy	2010, 12, 13
Brown, Johnell	1979, 80, 81, 82
Brown, Joseph B.	1964, 65
Brown, Lomas	1981, 82, 83, 84
Brown, Mack	2011, 12, 13, 14
Brown, Merrell R.	1961, 62, 63
Brown, Mike	1990
Brown, Paul	1932
Brown, Ray T.	1952, 53, 54, 55
Brown, Richard	1923, 24, 25
Brown, Teako	1995, 96, 97, 98
Brown, Trell	1977
Brown, Trenton	2013, 14
Brown, Varoly Agusta	1979, 80, 81, 82
Brown Jr., Vernell	2002, 03, 04, 05
Brown Sr., Vernell	1982, 83, 84, 85
Brown, Wallace	1933, 34
Browne, Richard S.	1971, 72, 73
Browning, Pat	1995, 97
Brumbaugh, Carl	1927, 28
Brumby, Robert	1924
Brunson, Lacedrick	2018, 19, 21
Bryan, Joe	1927, 28
Bryan, Scott	1996, 97, 98
Bryan, Taven	2015, 16, 17
Bryan, William E.	1932, 33
Bryant, G. K.	1925
Bucha, Mike	1938, 39, 40
Buchanan, Nick	2017, 18, 19
Buchanan, Richard A.	1969, 70, 71
Buck, Shaw	1931
Buie, A. P.	1910, 11, 12, 13
Bullard, Jonathan	2012, 13, 14, 15
Bullard, Thaddeus	1997, 98, 99, 2000
Bullock, Carlos E.	1933
Bullock, J. R.	1911, 12, 13
Burch, Shannon Leonard	1978, 81
Burden, Gregory H.	1984, 85
Burdgess, Derrick E.	1977, 78
Burford, Robert R.	1954, 55, 56
Burgess, John E.	1952, 53, 54, 55
Burgess, Rick	2009
Burke, Marcus	2022
Burke, William C.	1954
Burnett, McArthur	2017
Burnett, John	1925
Burnett, P. H.	1922
Burnett, Webbie D.	1986, 87
Burney, Amari	2018, 19, 20, 21
Burns, Jack C.	1968, 69, 70
Burroughs, John	1935
Burton, Clay	2011, 12, 13, 14
Burton, Trey	2010, 11, 12, 13
Bushell, Adrian	2009
Bushnell, Byron	1915
Butler, Alvin	2004
Butler, Alvin B.	1972, 73, 74
Butler, Gene	1932
Butler, Lance	2003, 04, 05
Butz, Clyde O.	1959
Byers, Bernarr M.	1968
Byrd, C. Y.	1922
Byrd, Walter O'Neal	1982, 84, 85, 86

ALL-TIME LETTERWINNERS

Byrge, Earl	1965
CCC	
Cahill, Leo	1939, 40, 41
Cain, Herbert A.	1976
Cain, Hunter	2005
Cain, John J.	1976
Caldwell, Andre	2003, 04, 06, 07
Caldwell, Reche	1999, 2000, 01
Calhoun, Kelvin	1988
Callahan, Melton V.	1965
Callaway, Antonio	2015, 16
Cameron, Glenn S.	1972, 73, 74
Cameron, Jeff	1982
Campbell, Kyree	2017, 18, 19, 20
Campbell, David	2012, 13
Campbell, Jayme	1998, 99
Campbell, Mark	1992, 93, 94, 95
Canova, W. F.	1917
Cansler, Dale B.	1958, 59
Capel, John	1998, 99
Cappleman, H.L.	1909, 14
Card, Jack D.	1964, 65, 66
Carey, Craig	1991
Carlisle, Cooper	1996, 97, 98, 99
Carlton, James M.	1952
Carlton, R. A.	1922
Carlton, T. Hoyt	1920, 21
Carodine, Miguel	2010
Carpenter, Darrell	2003, 04
Carpenter, Darrell F.	1973, 74, 75, 76
Carr, Earl	1975, 76, 77
Carr, William C.	1964, 65, 66
Carroll, Bo	1997, 98, 99, 2000
Carroll, Travis	2000, 01
Carte, B. S.	1944, 45, 46
Carter, Deshawn	2002, 04
Carter, Kevin	1991, 92, 93, 94
Carter, Zachary	2018, 19, 20, 21
Carthon, Ran	2000, 01, 02, 03
Carver, Corlis R.	1947, 48, 49
Cary, Stanley	1942
Casares, Richard J.	1951, 52, 53
Case, Lawrence	1923
Casey, Charles A.	1963, 64, 65
Casey, Tate	2004, 05, 06, 08
Cash, William K.	1960, 61, 62
Cassidy, Arch W.	1953, 54
Cawen, William	1941
Cawthon, Rainey	1927, 28, 29
Chambers, Derrick	1997, 98, 99, 2000
Champlon, Ralph	1925
Chandler, Don G.	1954, 55
Chandler, Jeff	1998, 99, 2000, 01
Chandler, Wesley S.	1974, 75, 76, 77
Chaplin, Charlie	1930
Chaplin, James	1924, 25, 26
Chapman, Howard G.	1952, 53
Charles, Taurean	2003
Charles, William	1932
Charlton, Clifford T.	1984, 85, 86, 87
Chase, L. C.	1922
Chase, W. W.	1933, 34, 35
Chatfield, Andrew	2020
Cheney, Andrew B.	1969, 70, 71
Cherry, H. Spurgeon	1930, 31
Chesser, Joe E.	1945, 46, 47
Chester, Ed	1995, 96, 97, 98

Chorniewy, Thomas F.	1973
Chiaokhiao-Bowman, Thai	2022
Christian, Floyd	1934, 35, 36
Christian Jr., Floyd T.	1966, 67, 68
Christian, Gerald	2010
Christie, W. M.	1912
Christmann, Jace	2021
Christy, Kyle	2011, 12, 14
Church, Johnie	1992, 93, 94, 95
Cianci, Tony	1939, 40, 41
Cimock, Shane	2005
Clark Jr., Carroll H.	1969, 70, 71
Clark, Khairi	2015, 16, 17, 18
Clark, Michael Hugh	1978, 80
Clark, Randy Charles	1981, 82, 83
Clark, Ray I.	1987
Clark, Robert	2010
Clark, Brian Matthew	1979, 80, 81
Clark, Tim	2013
Clarke, Hagood, III	1961, 62, 63
Clay, Robert	2019
Clayton Sr., Antonneous	2016, 17
Clemons, Gordon	1917, 18, 19
Clemons, Justin	1926, 27, 28
Clemons, W. N.	1928, 29, 30
Cleveland, Gregory Leon	1982, 83, 85
Cleveland, Tyrie	2016, 17, 18, 19
Cliett, Gary	1964, 65
Clifford, John J.	1970, 71, 72
Clifford, Thomas A.	1973, 74, 75
Clifton, William	1962
Cline, James L.	1974, 75, 76, 77
Coarsey, J. M.	1911, 12, 13
Cobbe, Charles T.	1932
Coburn, H. Kyle	1977, 78, 79
Cochran, James	1949
Codrington, Simon	2006
Cody, Ernest	1938
Coe, Harry	1906
Cohen, Joe	2003, 04, 05, 06
Cohen, Michel	1991, 92
Cohens, Willie	1995, 96, 97, 98
Cole, Dale M.	1987
Cole, John	1964, 65, 66
Cole, Marshall	1969, 70
Cole, Samuel	1948
Coleman, Christopher	2009
Coleman, Robert W.	1968, 69
Coleman, Ronald L.	1976, 78, 80
Collins Jr., Chester T.	1959, 60, 61
Collins, Juan L.	1977, 78
Collins, Mo	1995, 96, 97
Collins, P. F.	1915, 16
Collinsworth, A. Cris	1977, 78, 79, 80
Colon, Jonathan	2001, 02, 03, 04
Colson, Gordon W.	1964, 65, 66
Condon, Thomas F.	1971
Conliffe, Elijah	2017, 18, 19
Connell, H. R.	1917, 18, 19
Conner, Garrett	2019
Conover, William L.	1978
Conrad, Gene G.	1970, 71
Cook, Kendall	1992, 93
Coons, John D.	1966, 67
Cooper, Collins	1996, 97, 98
Cooper, Riley	2006, 07, 08, 09
Copeland, Jacob	2019, 20, 21
Corbett, Roy	1906, 07, 08

Corey, Josh	1993-96
Corker, Derrick	1999
Corlew, Reginald R.	1984, 85, 86, 87
Cornelius, Jemalle	2003, 04, 05, 06
Cornwall, Sam	1923, 24
Corry, William W.	1940, 41, 42
Council, Keith	1994, 95, 96
Cowans, Alvin J.	1973, 74, 75, 76
Cowen, J. William	1939, 40, 41
Cowsert, I. T.	1914
Cox, Abner	1935
Cox, Asa J.	1957, 58, 59
Cox Jr., Brenton	2020, 21
Cox Jr., Bryan	2013, 14, 15, 16
Cox, John O'Neal	1921
Cox Jr., John O'Neal	1948, 49
Crabtree, Clyde	1927, 28, 29
Crabtree, John M.	1937, 38
Crawford, Jeff	1961
Crawshaw, Jeremy	2021, 22
Creveling, Jeff	2001
Criswell, Ray Allen	1982, 83, 84, 85
Crofoot, John	2010, 11, 12
Crofoot, Kyle	2012, 13, 14
Cromartie, Robert	1998, 99, 2000, 02
Cronkrite, Jordan	2015, 16
Cross, William I.	1976
Crouch, Gantt	1990, 91, 92, 93
Crowder, Channing	2003, 04
Crozier, Coleman	2021
Crum, Brian	2004, 05, 06
Crum, Quaylin	2020
Culler, John	1931
Culpepper, I. Blair	1957, 58
Culpepper, J. Broward "Brad"	1988, 89, 90, 91
Culpepper, Philip B.	1960, 61, 62
Cummings, Darius	2013, 14
Cummings, Robert C.	1951
Cummings, Rowland	1983, 84, 85
Cummins, John R.	1951
Cummins, Richard	1951
Cunningham, Jermaine	2007, 08, 09
Curry, Ivory	1980, 81, 82
Curtis, John	2007
Curtis, Justin	2022
Curtis, Reid A.	1932
Cutcliffe, C. Paige	1965, 66
Czyzewski, Arden	1989, 90, 91
DDD	
D'Agostino, Joe A.	1951, 52, 53
D'Aguile, Frank	1942
Daniel, Marvin R.	1957
Daniels, Dexter	1992, 93, 94, 95
Daniels, John	1990
Daniels, Tracy D.	1985, 87, 88
Darby, Alvis R.	1973, 74, 75
Daty, Arthur	1922
David, Claude Lee	1950, 51, 52
Davidson, Peter B.	1956, 57, 58
Davis, Andra	1998, 99, 2000, 01
Davis, Calvin Jerome	1980, 81
Davis, Cameron	1993, 94, 95, 96
Davis, Clyde	1924, 25, 26
Davis, F. G.	1909, 10, 11
Davis, Henry A.	1974, 75, 76
Davis, James M.	1984, 85, 86, 87
Davis, Jarrad	2013, 14, 15, 16

Davis, Joseph P.	1951
Davis, Judd	1992, 93, 94
Davis, Keivonnis	2015, 16
Davis, Nelson P.	1937
Davis, Reggie	1998, 99
Davis, Robert G.	1952, 53, 54
Davis, Robert S.	1973
Davis, Sam F.	1931, 32, 33
Davis, Tony	1992, 93
Davis, Torrey	2007, 08
Davis, Malik	2017, 19, 20, 21
Davis, Shawn	2017, 18, 19, 20
Dawson, Duke	2014, 15, 16, 17
Dawson, Jeffery T.	1985, 86
Day, Jeffrey T.	1988
Deal, Aaron	1999, 2000
Deal, Don Lee	1958, 59, 60
Dean, Charlie	1990, 91, 92, 93
Dean, George R.	1966, 67, 68
Dean, Jason	1994, 95, 96
Dean, Terry	1991, 92, 93, 94
Dean, Thomas F.	1960, 61
Dean III, Trey	2018, 19, 20, 21
Dearing, William H.	1952, 53
Debose, Andre	2010, 11, 12, 14
Dedger, Al	1929
Dee, Steven	1991
Degory, Michael	2002, 03, 04, 05
Deitz, Mike	1994
Del Rio, Luke	2016, 17
Delance, Jean	2019, 20, 21
DeLaney, Paul	1937
DeLaTorre, Stephen J.	1952, 53, 54, 55
Delloff, Donald	1927
Delloff, Willie	1926, 27, 28
DeMichelle, Chase	2021
Demps, Jeff	2008, 09, 10, 11
Dempsey, James F.	1946, 47, 48, 49
Dennis, Guy D.	1966, 67, 68
Dent, John C.	1961, 62, 63
DeVane, O. C.	1915, 16, 19
Deveaux, Jamall	2007, 08
Dewell, John	1937
Dewitt, Barry G.	1986
Dexter Sr., Gervon	2020, 21, 22
Diabate, Mohamoud	2019, 20, 21
Diamond, Bair	2015
Diamond, Gregg	1990, 91
Dickens, Gerold Devan	1983, 84, 85, 87
Dickert, Mark	1980
Dickey, Donald B.	1975, 76
Dickey, Douglas A.	1951, 52, 53
Dickey, Gavin	2004, 05
Didio, Nick	1964, 65, 66
Dillard, Cam	2014, 15, 16
Dilts, Russell, J.	1958, 59
Dingman, Virgil	1945
DioGuardi, Brett	2020
Dixon, Cal	1988, 89, 90, 91
Dixon, Daryl	1999, 2000, 01, 03
Dixon, Dwayne Keith	1980, 81, 82, 83
Dixon, Ray C.	1922
Dixon, Roger	2014, 15
Dodd, Frank	1918
Dodd Jr., Robert L.	1960, 61
Doddridge, Rock E.	1970
Dodds, Frank	1918
Doe, Dustin	2006, 07, 08, 09

Doel, Duane P.	1970	Ellenburg, James S.	1958, 59	Fleming, Don	1956, 57, 58	Geiger, Carey H.	1971, 72, 73
Doering, Chris	1993, 94, 95	Eller, Paul	1938, 39, 40, 41	Fleming, Nick	2005	George, Leonard	1970, 71, 72
Dolfi, Thomas N.	1975	Ellis, Brent C.	1987, 88, 89, 90	Fleming, Reid	2000, 01, 02, 03	George, Leroy Joseph	1985
Doll, Ronald D.	1972	Ellis, Gary Richard	1982, 83, 84	Flournoy, Melvin A.	1976, 77	George, Tony	1995, 96, 97, 98
Donahoo, Thomas M.	1959	Ellis, Kennard	2000, 01	Flowers, Robert J.	1950, 51	Gerber, Myron	1949
Donigan, Jimbo	1979	Ellis, Tracy	1988	Floyd, John P.	1974	Gerzina, Jack Robert	1983, 84, 85
Dorminey, James Dale	1980, 83, 84	Ellison, Melvin Alan	1982, 83, 84	Floyd, Sharrif	2010, 11, 12	Getzen, James G.	1970
Dorminy, Albert C.	1972	Ellison, Sandy	1969	Foldberg, Henry C.	1971, 72, 73	Ghesquiere Jr., G. D.	1967, 68, 69
Dorsett, Luke M.	1929, 30, 31, 32	Ely, Mark M.	1967, 68, 69	Forbes, Robert G.	1944, 46, 47	Gholsen, Davis	1942
Dorsey, Travis	2015	Ely, Stephen	1968	Force, Wilbur H.	1947	Giannamore, Lawrin F.	1957, 58, 59
Dorsey, William J.	1966, 67, 68	Embry, W. E.	1914, 15	Ford, Herbert G.	1920	Gibbs, W. W.	1906, 07, 08
Doty, Arthur E.	1921, 22	Emmelhainz, Allen E.	1931	Forrester, David D.	1975, 76, 77	Gilbert, John W.	1946, 47, 48
Douglas, Caleb	2022	Enclade, Ronald	1974, 75, 76, 78	Forrester, Dennis D.	1975, 76, 77	Gilbert Jr., Lewis H.	1975, 76, 77
Douglas, Donald R.	1989	Engel, Kyle	2022	Forsyth, Don	1931	Gilbert, Marcus	2007, 08, 09, 10
Douglas, E. Dewayne	1951, 52	Entzminger, Percy	1941	Forsythe, Stone	2017, 18, 19, 20	Gilbert, Robert W.	1946
Dowdy, Ronald	2004	Entzminger, Wade D.	1961, 62	Foster III, R. E.	1968	Giles, Donald R.	1958
Dowdy, William E.	1969, 70, 71	Eppert, Kenneth	1934, 35	Fountain, Johnny	1931	Giles, Edwin	2017
Dowling, Ham	1915	Epps, Troy	2009	Fowler Jr., Dante	2012, 13, 14	Gill Jr., Charles W.	1960
Downie, Charles V. "Pepper"	1982, 83, 84	Estopinan, Javier	2004, 06, 07, 08	Fox, Brian	1990, 91	Gillespie, Robert	1998, 99, 2000, 01
Downs, Bobby C.	1966, 67	Etienne, Trevor	2022	Foy, Terrence	1993	Gilliam, Fendrid "Sonny"	1979, 80, 81, 83
Drew, Douglas Edward	1980, 81, 82, 83	Evans, Frank	1923	Francis, John David	1985, 86, 88, 89	Gillislee, Mike	2009, 10, 11, 12
Drew, Horace	1945	Evans, James H.	1941	Franco, Richard J.	1969, 70, 71	Gilmartin Jr., W. H.	1944, 45
Driggers, R.	1920	Evans, Jerome	1994, 95, 96	Franklin, Jim	1991	Gilmore, Michael	1991, 92, 93, 94
Driskel, Jeff	2011, 12, 13, 14	Evans, John	1937	Franks, Feleipe	2017, 18, 19	Gingeleksi, Greg	1993
DuBose, Dewayne	2001	Evans, Josh	2009, 10, 11, 12	Fraser, Ryan Taylor	1980, 81, 82	Giordano, Donald M.	1965, 66, 67
DuBose, Ernie	1995, 96	Everett, Earl	2003, 04, 05, 06	Frazier, Daryl	1993	Glenn, Kevin	1991
DuBose, Jimmy D.	1973, 74, 75	Everett, Tre	1990, 91, 92	Frazier, Edward E.	1987	Glenn, Thomas E.	1967
Dudley, Craig	1997, 99	Ewaldsen, Paul H.	1965, 66, 67	Frazier, Rod	1997, 98, 99, 2000	Glover, Dwayne M.	1985, 86, 87
Duhart, Paul	1942	Ewell Jr., Cecil D.	1960, 61	Fraziars, Ja'Quavion	2020, 21, 22	Godwin, Russell	1948, 49
Duhart, Thomas	1984, 85	Ewing, Steven R.	1986, 87	Freeman, H. E.	1914	Goff, Clark	1937, 38, 39
Dunbar, Quinton	2011, 12, 13, 14	FFF		Freeman, Judson	1934	Golden, Ben	1936
Duncan, Fred H.	1921, 22	Fain, Richard A.	1987, 88, 89, 90	Freeman, Kevin	1991, 92, 93, 94	Golden, Dean	1991, 92, 93, 94
Duncan, Monty	1990, 91, 92, 93	Fair, Warren	1957	Freeman, Travis	2022	Golden, Timothy George	1978, 79, 80
Dunlap, Carlos	2007, 08, 09	Fairbanks, John	2008, 09, 10	Freeman, Wilson	1938	Goldstein, Goldy	1923, 24, 25
Dunlap Jr., Marlon	2018, 19, 20	Faix, John W.	1968, 70, 71	French, James	1949, 50, 51	Goldstein, Mark	1926, 27
Dunn Jr., E. McAuley	1961	Fannin, David E.	1958, 59	Fritze, Andrew	2008	Golsby, Jack K.	1914, 15, 16, 19
Dunn Jr., Henry H.	1969	Farmer Jr., Henry B.	1961, 62	Fromang, Vernon B.	1976	Gooch, Vanez	1999, 2000
Dunn, James H.	1956, 57, 58	Farr, Ryan	2015, 16, 17, 18	Fuller, A. H.	1914, 15, 16, 17	Good, Joseph Earl	1983
Dupree, Lawrence W.	1962, 63, 64	Farrior Jr., J. R.	1913, 14, 15, 16	Fuller, Tom	1927	Good, Tim	1972
Dupree, Michael D.	1976, 77, 78	Farrior, Matt	2000, 01, 02, 03	Fuller, William L.	1970, 71	Goodbread, Royce	1927, 28, 29
Dupree Jr., L. B.	1945	Fason, Ciattrick	2002, 03, 04	Fulwood, Ahmad	2013, 14, 15, 16	Goodman, Donald E.	1959, 60, 61
Durden, John P.	1988, 89	Faulkner, Christopher	1979, 80, 81, 82	GGG		Goodyear, E. D.	1931, 32, 33
Durrance, Thomas L.	1969, 70, 71	Favata, John J.,	1945	G'Fransisco, Mark Anthony	1983	Goolsby, DeAndre	2014, 15, 16, 17
Dutton, W. Conrad	1946, 47	Fayson, Jarred	2006, 07	Gaffney, Derrick T.	1975, 76, 77	Gordon, Moses	2019
Duven, Gary G.	1966, 67, 68	Feiber, John K.	1964, 65	Gaffney, Donald G.	1973, 74, 75	Gordon, Raji B.	1987
Dyal, Lawrence E.	1952	Ferdinand, Lester	1992	Gaffney, Jabar	2000, 01	Gorman, Jabari	2011, 12, 13, 14
Dye, Dewey	1918	Ferguson, Dwayne M.	1986	Gaffney, Johnny Anthony	1980	Gould, Octavius D.	1986
Dyer, James A.	1944, 45	Ferguson, Forest	1939, 40, 41	Gaffney, Warren B.	1975, 76, 78	Gourage, Richard	2019, 20, 21, 22
EEE		Ferguson, Joseph	1997, 98	Gagner, Larry	1963, 64, 65	Gowland, Jan E.	1970, 71, 72
Earman, J. G.	1906	Ferguson, McDonald	1994, 95, 96	Gailey, Thomas C.	1971, 72, 73	Graddy, Rod	1997, 98
Easley, Dominique	2010, 11, 12, 13	Fernald, G. F.	1917	Gailey, William	1990, 91, 93	Grady, Josh	2015
Easmon, Willie Chas "Ricky"	1981, 82, 83, 84	Ferrazzi, S. W.	1931, 32, 33	Gainey, James Preston	1981, 82	Graham, Earnest	1999, 2000, 01, 02
Eastman, Ward T.	1973	Ferrigno, Carmen	1939, 40, 41	Gaisford, William J.	1967, 68	Graham, Joe G.	1941, 42, 44
Eaton, James M.	1955, 56	Ferris, Drew	2011, 13, 14	Gallon, Russell Alvin	1981, 82	Graham, Otto	2005
Eckdahl, Jack L.	1967, 68, 69	Field, Michael S.	1970	Galloway, David Lawrence	1977, 79, 80, 81	Gramling, Donnie L.	1968
Ecker, Gary	1971	Fields, Charles	1942, 46, 47	Galloway, Harold	1978	Grandison, Greg D.	1989
Edge, Dwight	1997, 98	Fields, Wayne G.	1972, 73, 74, 75	Gamble, Kemore	2018, 19, 20, 21	Grandoff, Bert	1928
Edge, Shayne	1991, 92, 93, 94	Fike Jr., Dan C.	1979, 80, 81, 82	Garcia, Cristian	2016, 17	Grandy, Stuart G.	1964, 65, 66
Edgington, Dan T.	1957, 58, 59	Fillley, Chad	1998	Garcia, Max	2013, 14	Graves, Homer E.	1958, 59
Edmiston, Bart	1992, 95, 96	Finley, Dee	2009	Garcia, Pete	1980	Gravlee, Russ	1999
Edmonds, Maurice	1950, 51, 52	Finn, Jacob	2020	Gardner, Alex	1947, 48, 49	Grebe, Daniel E.	1976
Edwards, Lorenzo	2008, 09, 10	Fiorillo, William S.	1978	Gardner-Johnson, Chauncey	2016, 17, 18	Green, Bobby Joe	1958, 59
Edwards, Brian	2017, 18	Fisher, Brian	1992	Gardner, Earl	1936	Green, Chaz	2011, 12, 14
Eggerton, D. C.	1909, 10	Fisher, James D.	1974, 75, 76	Gardner, Gordon	1937, 38	Green, Daquon	2017
Eguakun, Kingsley	2020, 21, 22	Fisher, Robin Lynn	1979, 80, 81	Garland, Samuel Albert	1983, 84, 85	Green, Jacques	1995, 96, 97
Elam Kaiir	2019, 20, 21	Fleming, Charles	1933	Garrett, Curtis Lamar	1980	Green, Kaye C.	1954, 55
Elam, Matt	2010, 11, 12	Fleming, Dennis W.	1976	Gatlin, S. Todd	1984, 86, 87, 88	Green Jr., Napoleon	1976, 77
						Green, Reggie	1992, 93, 94, 95

ALL-TIME LETTERWINNERS

Green, Samuel L.	1972, 73, 74, 75
Green, Tom	1925, 26
Green, Tony E.	1974, 75, 76, 77
Green, William	2008, 09, 10, 11
Green, Willie	2001, 02
Greenard, Jonathan	2019
Greene, Harry	1928, 29
Gregory, Leo	1933
Gregory, Thomas R.	1960, 61
Grier, Will	2015
Grieves, Chris	1979
Griffeth Jr., James K.	1975
Griffin, Bill	2003, 04
Griffin, H. H.	1946, 47, 48, 49
Griffin, James	1962
Griffin, Skil	1964
Griffith, Casey	2002, 03, 04
Griffith Jr., Clinton D.	1972, 73, 74
Griffith Jr., Todd W.	1967, 68, 69
Grimes, Trevon	2018, 19, 20
Gross, Dennis	2019
Grossman, Rex	2000, 01, 02
Groves, Cecil Timothy	1978, 79, 80
Groves, Fletcher	1944, 46, 47, 48
Grow, Monty R.	1989, 90, 92, 93
Gruetzmacher, Robert	1947, 48, 49
Guerro, Anthony	2004
Guido, Christopher	2010, 12
Guido, Michael F.	1977
Gunn, Errett F.	1921, 22
Gunn, W. W.	1919, 20
Gunter, William B.	1971
Gunter, William J.	1989, 91, 92
Gurkin, Van M.	1970
Gurley, Buck	1997, 98, 99, 2000
Guziec, Doug	2005
HHH	
Hackney, Robert R.	1972
Haddock, Thomas E.	1952, 53
Haden, Joe	2007, 08, 09
Hadley, James F.	1968, 69
Hagberg, Fred	1996, 97
Hager, Teddy C.	1968, 69, 70
Haines, Webber	1929
Halapio, Jon	2010, 11, 12, 13
Hall, Brady	1945
Hall, H. E.	1917
Hall, Joe	1930
Hall, Kenneth	1944
Hall Jr., James E.	1962, 63, 64
Hall Jr., John L.	1950, 51, 52
Halter, Mason	2015
Hambrick, Darren	1993, 94
Hamilton, Elton C.	1955
Hamilton, Kenneth	1944, 45
Hammock, John E.	1951, 52
Hammock, Mac	1953, 54
Hammond Jr., Frankie	2009, 10, 11, 12
Hammond, Josh	2016, 17, 18, 19
Hampton, Lorenzo Timothy	1981, 82, 83, 84
Hancock, A. Roy	1910, 13, 14
Hancock, Frank	1934
Hand, Randy	2002, 03, 04, 05
Handcock, Tom	1906
Hanks, Ben	1992, 93, 94, 95
Hanna, E. B.	1939
Hansenbauer, Edward P.	1941, 42

Harden, M. C.	1945
Hardin, Austin	2013, 14, 15
Hardmon, Byron	1999, 2000, 01, 02
Hardwick, Joe	1936
Hargreaves III, Vernon	2013, 14, 15
Harkless, Kavaris	2016, 17, 18
Harlow, Joseph G.	1970, 72
Harper, Jack R.	1964, 65, 66
Harrell, Anthony	2015
Harrell, James C.	1977, 78
Harrell, Robert S.	1969, 70, 71
Harris, Marcell	2014, 15, 16
Harris, Mike	1994, 95, 96, 97
Harris, Roy Elliott	1981, 82, 83
Harris, Steven	2003, 04, 05, 06
Harris, Travis	2000, 02, 03, 04
Harris, Treon	2014, 15
Harrison, Case	2015
Harrison, John B.	1941
Harrison, Jonotthan	2010, 11, 12, 13
Harrison, P.J.	1993, 94, 95
Harrison, Thomas	1939, 40, 41
Harrod, Will	2020
Harry, Cadillac	1925
Hart, M	2019
Harvey, Derrick	2005, 06, 07
Harvin, Percy	2006, 07, 08
Hassett, Burrell	1937
Haston, Henry	1991, 92
Hatch, Charles E.	1976, 77, 78, 79
Hatch, Donald J.	1952, 53, 54
Hatch, Lawrence	1991, 92
Hatcher, Edmund "Brad"	1988, 89
Hatcher, F.	1916
Haugabrook, Brian	1999, 2000, 01
Haughton, Mal	1906, 07, 08
Hausenbauer, E.P.	1942
Hawkins, Joe	1948
Hawkins, Robert A.	1958, 59
Haygood, Attice C.	1952, 53, 54
Hayman, W.P.	1917
Hazelwood, Harold	1948, 49
Healey, Michael J.	1967, 68
Heard, Danny	2001
Heckman, Velles A.	1956, 57, 58
Heggie, Brett	2017, 18, 19, 20
Heidt, William S.	1964, 65, 66
Heiner, Webber	1929
Helm, Avery	2021, 22
Helton, Charles K.	1967, 68, 69
Henderson, CJ	2017, 18, 19
Henderson, Jack	1933
Henderson, Joseph	1983
Henderson, W.B.	1913, 14, 15, 16
Henderson, Xzavier	2020, 21, 22
Hendricks, Ray	1944
Hendricks, T.M.	1936
Henry, Chas	2007, 08, 09, 10
Henry, Robert	1942
Hergert, Joseph M.	1956, 57, 58
Hernandez, Aaron	2007, 08, 09
Herdon, Mark	2012, 13, 15, 16
Herring, Jarvis	2002, 03, 04, 05
Hester, Grant	1944
Hester, H.S.	1911, 12, 13
Hetland, Chris	2005, 06
Hewitt, Thomas	1996, 97, 98
Hewko, Alex Robert	1980

Hewko, Eric	1976
Hewko, Robert Todd	1980, 81, 82
Hewlett, Robert F.	1951
Hickenlooper, Walter A.	1960, 61, 62
Hickland, A.J.	1933, 34, 35
Hicks, Brandon	2007, 08, 09, 10
Hicks, Dashwood	1928, 29
Hicks, Donald H.	1955, 56, 57
Hicks, Louis E.	1961
Hiers, Brad	2008
Higgins, Tim	2006
Hill, Aubrey	1991, 92, 93, 94
Hill, Buster E.	1954
Hill, Jaydon	2019, 20, 21
Hill, Michael	2004
Hill, O'Neal	1942
Hill, Reynaldo	2003, 04
Hill, Will	2008, 09, 10
Hillard, Tommy	2000
Hilliard, Ike	1994, 95, 96
Hines, Omarius	2009, 10, 11, 12
Hinson, William Dewayne	1982, 83, 84
Hinton, Dozyier	1976, 78
Hiott, George Earl	1985
Hipp, Brian	1968
Hires, Leon	1999, 2000
Hitchcock, David P.	1971, 72, 73
Hobbs, Corey	2008, 09
Hobbs, Harry M.	1945, 46
Hobbs, Russell D.	1944
Hodges, Eric N.	1985, 86
Hodges, G.H.	1920, 21
Hoffman, Robert H.	1985
Hogan, Fred	1945
Hokenstad, Lloyd	1922
Holcombe, Eric	2003, 04
Holland, Walter S.	1960, 61, 62
Holley, Thomas	2015
Holliday, Cade	2006, 07, 08, 09
Holmes, Terrence	2003, 04, 05
Hontas, Mark J.	1972
Hood, Charles H.	1970
Hood, William K.	1958, 59, 60
Hoover, Robert R.	1960, 61, 62
Hopkins, Tyriek	2017
Hopper, Tyrone	2021
Horner, Ray	1939, 40
Hornsby, Jamar	2007
Horsey Jr., James F.	1942
Horton, Robert E.	1950, 51, 52
Horvath, Robert D.	1949
Hosack, Robert L.	1961, 62
Hough Jr., Wallace Oliver	1978, 79, 80
Houghtaling, Doc	1913
Houser, M.S.	1928, 29
Houston, Harrison	1990, 91, 92, 93
Houston, Hubert	1939, 40
Houston IV, James	2018, 19, 20
Howard	1909
Howard, Chris	2021
Howard, Jaye	2008, 09, 10, 11
Howell, E.G.	1938
Howell, W.E.	1937, 38
Hoye, Francis O. "Chip"	1964, 65
Hudson, William D.	1957, 58, 59
Huerta, Marcelino	1947, 48, 49
Huggins, Floyd	1950, 51
Huggins, John	2018

Hughes, Carlisle	1934, 35
Hughes, Jimmie E.	1931, 32, 33
Hull, Milton	1939, 40, 41
Humphries, D.J.	2012, 13, 14
Hundley, B	2019
Hungerbuhler, Tom J.	1966, 67
Hunsinger, Charles R.	1946, 47, 48, 49
Hunt, John Stephen	1981, 82, 83
Hunter, Daniel M.	1950, 51, 52, 53
Hunter, Omar	2009, 10, 11, 12
Hurbanis, Matt	1991, 92
Hurm, Mark	1981, 82, 83
Hurse, William D.	1952
Hurt, Maurice	2007, 08, 09, 10
Hutcherson, Dale L.	1969, 70, 71
Hutchinson, Scott R.	1974, 75, 76, 77
III	
Iannarelli, Ronald J.	1972
Ihrig, Elmer	1925
Ilijas, Joey	2006, 07
Infante, Gelindo	1960, 61, 62
Ingram, Cornelius	2006, 07, 08
Ingrassia, Anthony	1993, 94
Iorio, Michael	2016
Ismail, Hesham	1988, 89, 90, 91
Ives, Thomas W.	1952
Ivey, Martez	2015, 16, 17, 18
Ivie, Joey	2013, 14, 15, 16
Ivey, R.H.	1935, 36
III	
Jackson, Chad	2003, 04, 05
Jackson, Darrell	1997, 98, 99
Jackson, Demetric	1993, 94, 95, 96
Jackson, Dwright	2000, 01, 02
Jackson, Elliott "Jack"	1992, 93, 94
Jackson, Fernando C.	1980, 81, 82
Jackson, James	1949, 50
Jackson, Kahleil	2022
Jackson, Kyle	2004, 05, 06, 07
Jackson, Matt	2000, 01, 02, 03
Jackson, R. B.	1964, 65
Jackson, Kalif	2017
Jackson, Rayshad	2016, 17, 18
Jackson, Spencer	1979, 80, 81, 82
Jackson, Terrell	1990, 91
Jackson, Terry	1995, 96, 97, 98
Jackson, Willie B.	1970, 71, 72
Jackson Jr., Willie	1991, 92, 93
Jacobs, Damien	2012, 13
Jacobs, Taylor	1999, 2000, 01, 02
Jacobsen	1909
Jacobsen, Edward P.	1977
James, Brandon	2006, 07, 08, 09
James, Shemar	2022
James, J. Wilbur	1928, 29
James, James A.	1949
James, Vernon L.	1976, 77, 78
James Jr., John W.	1970, 71
Jamison, W. K.	1942, 46
Jefferson, Cece	2015, 16, 17, 18
Jefferson, Van	2018, 19
Jenkins, Janoris	2008, 09, 10
Jenkins, Jelani	2010, 11, 12
Jenkins, Joe P.	1935
Jenkins, Moses	2007, 08, 09, 10, 11
Jetter, Brian L.	1965, 66, 67

Johns, Edwin E.	1957
Johnson, Alonzo	1981, 83, 84, 85
Johnson, Carl	2007, 08, 09, 10
Johnson, Chris	2011, 12
Johnson, David J.	1977, 78
Johnson, Doug	1996, 97, 98, 99
Johnson Jr., E. Julian	1965
Johnson, Ellis	1991, 92, 93, 94
Johnson, Eric	1994
Johnson, Fal L.	1947, 48, 49
Johnson, Fred	2015, 16, 17, 18
Johnson, James W.	1978
Johnson, John W.	1956, 57
Johnson, Kedric	2010, 11
Johnson, Kevin	1993, 94, 95
Johnson, Kylan	2016, 17, 18
Johnson, Leslie	1910
Johnson Jr., Montrell	2022
Johnson, Philip J.	1989
Johnson, R.G.	1910
Johnson, Robert F.	1938
Johnson, Roderick	2014
Johnson, Samuel	2010
Johnson, Thomas W.	1989
Johnson, Todd	1999, 2000, 01, 02
Johnson, Tre'Vez	2020, 21, 22
Johnston, Kent	1906
Johnston, Pat	1906
Joiner, Tony	2004, 05, 06, 07
Jones, A.J.	1941, 42
Jones, A.J.	2007, 08, 09, 10
Jones, Alton Marcus	1981, 82
Jones, Anthony "Tony"	1986, 87, 88, 89
Jones, C. Jerome	1961, 62, 63
Jones, Edgar C.	1923, 24, 25
Jones, Emory	2019, 20, 21
Jones, Eugene Van	1979, 81
Jones, Jackie D.	1959
Jones, James L.	1985
Jones, James R.	1979, 80, 81, 82
Jones, Jesse D.	1934
Jones, John	2008
Jones, Leroy	1991, 92
Jones, Matt	2012, 13, 14
Jones, Rodney U.	1984, 85, 86
Jones, Roger D.	1977, 78
Jones, Vince	1979, 82, 83
Jones III, Richard E.	1961, 62
Jonsson, Eric	1999, 2000
Jordan, Jimmy A.	1964
Jordan, Tyler	2015, 16, 17, 18
Jorgensen, David	1999, 2000, 01, 02
Joseph, Vosean	2016, 17, 18
Joyer, Hunter	2011, 12, 13, 14
Jumper, Arlen N.	1951, 52
KKK	
Kalamaras, Jimmy S.	1979, 80, 81, 82
Kalich, Ryan	1996, 97, 98, 99
Kane, Bobby	2008
Kanter, Jeffrey D.	1975, 76, 77
Kaplan, Phillip	1942
Karaphillis, Mike J.	1953
Karim, Nafis	1995, 96, 97, 98
Katz, Jack	1962, 63, 64
Kearley, David	2000, 01
Kearse, Jevon	1996, 97, 98
Keefe, Lawrence	1981, 82

Keeter, Noah	2022
Keller, Greg A.	1989, 90, 92, 93
Kelley, James M.	1968, 69, 70
Kelley, Tommy R.	1960, 61, 62
Kellom, Douglas Lee	1980
Kelly, Mikey	1950, 52, 53
Kelly Jr., T. Paine	1931, 32
Kelly, William J.	1970
Kelman, Ralph	1938, 39
Kelsey, Keith	1996, 97, 98, 99
Kendrick, Larry	2001
Kendrick, Preston	1972, 73, 74
Kendrick, Vincent	1971, 72, 73
Kennedy, Jeremy	1992
Kennedy, Larry	1991, 92, 93, 94
Kennedy, Robert A.	1955
Kennell, Thomas H.	1969
Kenner, David	2004
Kensler, Richard B.	1970, 71
Ker, Crawford Francis	1983, 84
Kerr, Mike A.	1989
Kicliter, Harry J.	1935, 36
Kiefer, Steven R.	1976
Kight, Kelvin	2000, 01, 02, 03
Kiley, James M.	1968, 69
Kimber, Jalen	2022
Kimbrough, Chester	2019, 20
King, Adam	2001
King, Mark	1971
King, Roswell	1911
King, Sylvester	1975, 76, 77
King, William C.	1950, 51, 52
Kinney, Erron	1996, 97, 98, 99
Kirchner, Clarence	1927
Kirk, Dick	1963, 64, 65
Kirk, James	1906
Kirkpatrick, Kirk	1987, 88, 89, 90
Kirkpatrick, Wesley	1958, 59, 60, 61
Kissenberth, Andy	1992
Kitchens, Darrin	2010, 11, 12, 13
Klickovick, Walter	1941
Klutka, Nick	1940, 41, 42
Knapp, Donald O.	1964, 65, 66
Knight, Camrin	2015, 16
Knight, Ricky S.	1984, 85
Knight, Robert V.	1950, 51, 54
Knight, William Kyle	1980, 81, 82
Knowles, Hanford	1949
Kochevar, Matt	1992
Kocsis, Frank	1936, 37, 36
Koehne, Kyle	2010, 11, 12, 13
Konesty, Floyd	1940, 41, 42
Korff, Mark C.	1983, 84
Korn, Josh	1998
Kovak, Brian	1994
Krecjeir, Charles	1936, 37
Kreis, James D.	1977, 78
Kresser, Eric	1993, 94, 95
Kruger, Joel	1966, 67, 68
Krull, Lucas	2018, 19
Kruse, Kim P.	1973
Kurzu, Robert Wayne	1981, 83
Kuss, Ferdinand	1945
Kynes, James H.	1972, 73, 74
Kynes, Matt	2005
Kynes, William L.	1975, 76
Kynes Jr., James W.	1946, 47, 48, 49

LLL	
Lacer, John B.	1971, 72, 73
Laczko, Kevin	1990
LaFavor, Tron	1999, 2000, 01, 02
Lager, Willie	1962, 63
Lake, Eddie	1992, 93, 94
Lamar, Johnny	2001, 02, 03
Lamb, Doug	1966
Lamberth, Jason G.	1986, 87
Lance, Robert F.	1954, 55
Landry, John Adelaar	1982
Lane, Adam	2014
Lane, Benny	1939, 40, 41
Lane, Julian	1934, 35, 36
Lane, Thomas	1932, 33
Lang, Broughton Keith	1981, 82, 83
Lang, William James	1986, 87, 88
Langelier, Kirby	1991
LaPete, Frank L.	1974, 75
LaPradd, Charles W.	1950, 51, 52
Lasky, Francis J.	1962, 63
Lasky, Robert F.	1986
Lasmis, H.E.	1917
Latsko, Billy	2003, 04, 06
Latsko, William	1940, 41, 42
Laurent, Eugene	1936
Lavin, Charles G.	1933
Lawler Jr., S.W.	1911, 12
Lawless, Richard B.	1972, 73, 74
Lawrence Jr., Raymond Eugene	1980
Lay, Kris	1991
Leach, Matt	2001, 02, 03, 04
Leak, Chris	2003, 04, 05, 06
LeCount, Terry	1975, 76, 77
Lee, Darrell	2000, 01, 02, 03
Lee, Eugene O.	1942
Lee, Herbert C.	1957
Lee, Jalen	2021, 22
Lee Jr., William L.	1969
Lemmens, Duke	2007, 08, 09, 10
Lemon, Samuel	1976
Lemons, Adarius	2017
Lenard, Gary W.	1976, 77
Lenfesty, Sidney G.	1933
Lennon, Steve M.	1985
Lenton, Quincy	2017, 19
Leon, Anthony Thomas	1988
Leonard, A.C.	2011
Leonard IV, Richie	2021, 22
Lerner, David	2011
Lescano, Pepe J.	1987
Lewis, C'Yontai	2015, 16, 17, 18
Lewis, Demetrius	1996, 97, 98, 99
Lewis, Lazarous	1947, 48, 49
Lewis, Reggie	2003, 04, 05, 06
Libertore Jr., L.P.	1960, 61, 62
Lightbown, Lynn E.	1937, 38
Lightsey, Spec	1923, 24
Lilly, Robert Anthony	1980, 81, 82, 83
Lingard, Howard	2003
Lingard, Lorenzo	2020, 21, 22
Link, Art	1997
Litherland, C.J.	1931
Little, David Lamar	1977, 78, 79, 80
Lively, Jonathan	2001
Livingston, Archibald	1925
Lockett, Thomas E.	1984, 85
Lockhart, Welton P.	1953, 54

Loden, Steve P.	1986, 87
Logan, Kevin R.	1974, 75
Lomack, Tony	1986, 87, 88, 89
Long, Buford E.	1950, 51, 52
Loomis, H.E.	1917
Loper, Gerald C.	1973, 74, 75
Lorenzo, Frank M.	1946, 47, 48, 49
Lotspiech, A.A.	1913, 14, 15
Lott, Anthonie	1993, 94, 95, 96
Lowe, Pat	1994
Lowman, Kenneth	1978
Lucas, Leonard LaVann	1971
Lucey, Don T.	1958, 59
Luckie, Dock	1977, 78, 79, 80
Luzko, George	1975
Lyle Jr., Robert T.	1962, 63, 64
MMM	
MacBeth, Jon L.	1958, 59, 60
MacInnes, Henry A.	1984
MacInnes, Neil	2015
Mack, Joe	1939, 40, 41
Mack, Sam H.	1961, 62
Mack, Stephon	1989, 90
MacLean, Sydney W.	1962, 63, 64
Madigan, James	1932
Madison, W.	1918
Maggio, Phillip J.	1965, 66
Mahood, Jack	1965, 66
Maignan, Chris	2013
Maliska, Paul W.	1967, 68, 69
Mallory, LeRoy T.	1971
Malone, Kedra	1990, 92, 93, 94
Maloy, Bruce L.	1985
Mangus, George	1991
Mann, Thomas D.	1967, 68
Manning, C. W.	1910
Manning, Charles H.	1952, 53, 54
Manning Jr., Ed	1936, 37, 38
Manry Jr., Daniel S.	1965
Manson, Markus	2005, 06, 07
Manuel, Marquand	1998, 99, 2000, 01
Marks, Chuck	1999
Marsh, Lawrence	2007, 08, 09, 10
Marshall, A.P.	1917
Marshall Jr., Jason	2021, 22
Marshall, Scott R.	1981, 82, 83
Marshall, Wilber B.	1980, 81, 82, 83
Martin, Bruce	1945
Martin Jr., Hubert B.	1952, 53, 54, 55
Martin, Ingle	2002, 03
Martin, Richard C.	1953, 54
Massey, Dre	2017, 18
Massey, James Dorsey	1983, 84, 86, 87
Matheny, Charles	1933, 35
Matthews, Jack	1923
Matthews, Lynn	1963, 64, 65
Matthews, Shane	1990, 91, 92
May, Aurist	1951, 52, 53
May, Jon M.	1956
Mayberry, Walter	1935, 36, 37
Maye, Marcus	2013, 14, 15, 16
Maynard, Jack	1937
Maynard, Zolлие	1934, 35
Maynor, James M.	1974, 75, 76
McAndrew, James B.	1986, 87
McAnley, Herbert	1933, 35
McBride, William A.	1968

ALL-TIME LETTERWINNERS

McCalister, Alex	2013, 14, 15	Meeks, Dylan	2021	Morgan II, Robert E.	1974, 75, 76	Norton, Clyde	1923, 24, 25
McCall, Wayne C.	1965, 66, 67	Medder, Carlton	2005, 06, 07	Mornhinweg, Skyler	2013	Norton, Oscar H.	1918, 19, 20
McCallister, Frederick M.	1980, 81, 82, 83	Medigan, James	1932	Morrall, Matthew	1977, 78, 79	Norwood, David Anthony	1980
McCampbell, George	1932, 33, 34	Medved, George P.	1953	Morris, Billy F.	1950, 51, 52	Norwood, Lester	1998, 99, 2000, 02
McCann, George H.	1967, 68	Meisch, Edmond	1920	Morris, John	1964	Nugent, William S.	1972, 73
McCarron, Pat	1965, 66	Merrin, George	1925, 26	Morris, Kyle S.	1988, 90	Nunn, Shawn	1993, 94, 95, 96
McCarthy, Frank Allen	1982, 84, 85, 86	Merrin, J. F.	1919, 20, 21	Morris, R. Larry	1970, 72		
McCarty, John	1936	Merrin, Joe	1923, 24	Morris, Terry E.	1966, 67, 68	OOO	
McCaslin, Eugene	1996, 97, 98, 99	Merritt, G.	1912	Morrison, Antonio	2012, 13, 14, 15	O'Brien, Jack E.	1951, 52, 53
McClellan, Broward	1930, 31	Meyers, Glenn S.	1981	Morrison, Sherwood C.	1972, 73, 74	O'Donnell, James D.	1961, 62, 63
McClellan, Chris	2022	Mickell, Darren	1990, 91	Mortellaro, Paul	1944, 45, 46, 47	Occhiuzzi, Anthony	1945
McClendon, Willie A.	1988, 89, 90, 91	Midden, Mark B.	1977, 78	Morton, Sean	2002, 03	Ochab, Larry	1979, 80
McClure, James	1957	Midden, Ray E.	1955, 56, 57	Moseley, G.R.	1913, 14	Odham, Glenn	1945
McCollum, Jermaine	2003, 04, 05, 06	Middlekauff, Walter	1933, 34, 35	Moss, Jarvis	2005, 06	Odum, Gerald S.	1960, 62, 63
McCollum, Tremaine	2004, 05, 06	Middlekauff, William	1923, 24, 27	Moten, Mike	1995, 96, 97	Odum, Jason	1992, 93, 94, 95
McCord, Guyte	1906	Mihalek, Adam	2022	Moten, Ronald Edwin	1982, 84, 85, 86	Odum, Jonathan	2022
McCorkle, Sam	1993, 94, 95	Mike, Andrew	2015, 16, 17	Mounts, Mervin	1921, 22	Odum, Walter Amos	1983, 84, 87
McCoun, Joseph C.	1971, 72, 73	Milby, Robert V.	1958, 59	Moye, George	1932, 33, 34	Odom Jr., Gerald S.	1987, 88, 89, 90
McCoun, Matt	1997, 98, 99, 2000	Miles, Carlton	1989, 90, 91, 92	Moyle, Jon Cameron	1980, 81, 82, 83	Oelrich, Nick	2017, 20
McCoy, T.J.	2016, 17	Miller, Drew	2004, 05, 06, 07	Mueth, Robert H.	1952	Okine, Earl	2010, 11, 12
McCoy, Tony B.	1987, 88, 91	Miller, H. M.	1945	Mularkey, Michael R.	1980, 81, 82	Oliva, John E.	1961
McCravy, Daniel W.	1971	Miller, Hugo	1942, 45	Mulberry, Ricky L.	1984, 85, 86, 87	Oliver, Louis	1985, 86, 87, 88
McCray, Bobby	2001, 02, 03	Miller, Leon Patrick	1982, 83, 84, 85	Mulcahy, James	1937	Oliver, Marquette D.	1989, 90, 91, 92
McCray, Lerentee	2008, 10, 11, 12	Miller, Steve	1981	Mulliniks, Bruce A.	1974, 75, 76	Oosterhoudt, Frank	1924, 26
McCray, Xavier	1994, 95, 96	Miller, Ventrell	2018, 19, 20, 22	Mullins, L.D.	1936, 37, 38	Oosterhoudt, Sam	1950, 51, 52
McCullough, Todd	2001, 02, 04, 05	Miller, Waring T.	1935	Muniz, Frank L.	1946	Oquendo-Johnson, Marcus	1999, 2000, 01, 02
McDaniel, Mordecai	2020, 21	Mills, Bennie	2001	Munroe, Dorian	2006, 07	Orr, Leon	2011, 12, 13, 14
McDaniel, Ray	1939	Mills, Ernie L.	1987, 88, 89, 90	Murphree, John A.H.	1923, 24	Ortega, Ralph	1972, 73, 74
McDonald, Carroll W.	1949, 50, 51	Mims, William O.	1942	Murphy, Alvin D.	1962, 63, 64	Ortiz, Marco	2021, 22
McDonald, Ray	2003, 04, 05, 06	Mincey, Jeremy	2005	Murphy, Louis	2005, 06, 07, 08	Osgood, Simon	1931
McDonald, Raymond	1982, 83, 84, 85	Miranda, Victor R.	1957, 58, 60	Murphy, Tyler	2013	Oswald, Douglas H.	1948, 49
McDowell, Griffin	2020, 21, 22	Mitchell, Anthony	1996, 97, 98, 99	Murray, Mark A.	1987, 88, 89, 90	Overman, C.H.	1909
McEwen, J. Milton	1928, 29, 30	Mitchell, Carl	1939, 40, 41	Myles, Godfrey C.	1988, 89, 90	Owens, Daryl	1997, 98, 99, 2000
McGee, Jake	2015	Mitchell, Charles F.	1955, 56, 57			Owens, George	1936
McGhee, Warren	1937	Mitchell, Clint	2000, 02	NNN		Owens, Tom	1926, 27, 28
McGinty, Robert F.	1986, 87	Mitchell, Dr. W. H.	1908	Nabavi, David	1993, 94, 95, 96	Oxford, James	1936, 37
McGonigal, Elroy, E.	1956	Mitchell, Fondren	1940, 41, 42	Nadone, David Michael	1983, 84		
McGowan, William A.	1950, 51	Mitchell, Jeff	1993, 94, 95, 96	Nalls, Ronnie	1961, 62	PPP	
McGrady, Willie J.	1987, 88	Mitchell, Miguel	2022	Nappy, Eric	2006	Pace, Dick	1947, 50
McGrew, Reggie	1996, 97, 98	Mitchell, Mo	2001, 02, 03, 04	Nattiel, Mike	1999, 2000, 01, 02	Padgett Jr., Aubrey G.	1972, 73
McGriff, Lee C.	1972, 73, 74	Mitchum, William J.	1950, 51	Nattiel, Ricky R.	1983, 84, 85, 86	Page, Edward E.	1959, 60
McGriff, Mark C.	1986, 87, 88	Mitz, Alonzo L.	1982, 83, 84, 85	Natyshak, John	1948, 49	Palahach, Michael	1969
McGriff, Ryan	2014	Mobley, Andrew (AJ)	2014	Neal, Frankie Leon	1983, 84, 85	Palmer, Jesse	1997, 98, 99, 2000
McGriff, Travis	1995, 96, 97, 98	Mobley, Dwayne	1993, 94, 95, 96	Neal, Keanu	2013, 14, 15	Palmer, Sorola	1992, 93, 94, 95
McGriff Jr., Perry C.	1958, 59	Monk, Harold	1991, 92, 93	Neely, Glenn M.	1987, 88, 89, 90	Pappas, Geoff T.	1988
McIntosh, David	1967	Montgomery, Brian	1990	Neilson, Alfred	1906	Pappas, Jackie L.	1950, 51
Mclver, Larry L.	1954	Montsdeoca, Fred	1948, 49, 50	Nelson, David	2007, 08, 09	Parham, Duncan A.	1984
McKeel, Frederick G.	1964, 66, 67	Moody, Emmanuel	2008, 09, 10	Nelson, Reggie	2005, 06	Parham, Harry	1940, 41
McKeever, Juan Devito	1980, 81, 82, 83	Moody, John	1908	Nelson, William John	1983, 84	Parker, Joseph L.	1971, 72, 73
McKinnon, Kevin	1999, 2000	Moody, Thomas	1999, 2000, 01	Newbern, William A.	1956, 57, 58	Parker, Kenny	2000, 03, 04
McLean, Cecil	1932	Moon, Jeremiah	2017, 18, 19, 20, 21	Newcomer, Gerald C.	1962, 63, 64	Parker, Major	2001
McLean, Kenneth	1944	Mooney, Ottis A.	1944, 45	Newell, Kyle	2006, 07, 08	Parker, Paul	1908
McLellan, Jason	1988	Moore, Carl	2008, 10	Newkirk, Daquan	2021	Parker, Paul P.	1972, 73
McMillan, Clint	2004, 05, 06, 07	Moore, Devin	2022	Newman, Andy	1987, 90	Parker, W.E.	1948
McMillan, R. Wendell	1970	Moore, Eddy L.	1970, 71, 73	Newman, Mark L.	1976	Parker, Wendell C.	1946, 47, 48
McMillan, Red	1908	Moore, Kestahn	2005, 06, 07, 08	Newmeyer, Jimmy	2005	Parnell, Ed	1952
McMillian, Daniel	2013, 14, 15, 16	Moore, Michael L.	1971, 72, 73	Newton, Cameron	2007	Parnell, Edward	1929, 30, 31
McMillian, Henry	1992, 93, 94	Moore, Nathaniel	1972, 73	Newton, R.D.	1921, 22, 23, 24	Parnell, Sidney	1938, 40
McMillon, Donovan	2021	Moore, Robert L.	1974, 75, 76	Newton, Timothy Reginald	1981, 82, 83, 84	Parrish, Alvin L.	1975, 76
McNabb, Dexter E.	1988, 89, 90, 91	Moore, T.J.	2019	Nichols, Jack C.	1950, 51, 52	Parrish, Bernie P.	1956, 57
McNeal, Raymond	1941	Moore, Tyler	2013, 14	Nichols, Johnny R.	1988, 89, 90, 91	Parrish, Ryan	2014
McNeely, Michael	2011, 13, 14	Moorer, Patrick J.	1986, 87, 88, 89	Nicoletto, Joseph B.	1985, 86, 87, 88	Parks, Desmond	2010
McPherson, Evan	2018, 19, 20	Moorer, Patrick	2021	Nixon, Xavier	2009, 10, 11, 12	Partin, Walter D.	1958, 59, 60
McRae, W.A.	1928, 29, 30	Morant, Tranell	2004	Nolan, Jimmy	1928, 29, 30	Pastner, Joseph D.	1966, 67
McRae Jr., Walter A.	1941, 42	Morgan, Jimmy S.	1962, 63	Norfleet, Joe	1930, 31	Patchan, Matt	2008, 09, 11
McTague, Joseph	1982	Morgan, Kyle	2004, 05	Norris, Dwayne	2004	Patchen, Patrick N.	1958, 59, 60
McTheny, Guy C.	1967, 68, 69	Morgan, L. Z.	1918, 19	Norris, Kenneth L.	1959, 60	Patella, Jay	2005
McWilliams, C.J.	2017, 18, 19	Morgan, Ralph	1946	North, Merle	1930, 31	Patrick, Lawrence H.	1980, 81, 82

Patsy, John	1950, 51
Patton, Solomon	2010, 11, 12, 13
Paul, Moise	2007
Paulk, Tim	1988, 89, 90, 91
Paulson, Gunnar F.	1969
Payne, W.D.	1916
Peace, Wayne Lamar	1980, 81, 82, 83
Peacock, Ben	2014
Peacock, Harold E.	1968
Pearsall, Ricky	2022
Pearson, James F.	1961, 62, 63
Pearson, Matt	1992, 93, 94, 95
Pearson, Mike	1999, 2000, 01
Peddle, Thomas Monroe	1983, 84, 85
Peek, David H.	1970, 71
Peek, Eugene G.	1967, 68
Peek, Scott	2012
Peek, Scott I.	1951
Peek Jr., Scott I.	1977
Pelham, Louis D.	1956, 57
Pennington, Fonia	1936, 37
Pennington, Leon Tyrone	1982, 83, 84, 85
Perez, Carlos	2000, 01, 02, 03
Perez, Ron	1992
Perine, Lamical	2016, 17, 18, 19
Perkins, Chris Edwards	1983, 84
Perkins, Jadarrius	2021, 22
Perry, Austin	2020
Perry, Carl E.	1916, 19, 20, 21
Perry, Darryl L.	1989
Perry, Henry	1921
Perry, Herbert E.	1987, 88
Perry, Jason	1996, 97
Perry, Scott	1993, 94
Peters Jr., Anton B.	1961, 62
Petersen, Gary L.	1970, 71
Peterson, Mike	1995, 96, 97, 98
Petry, Richard	1949, 50, 51, 52
Pettee, Roger	1962, 63, 64
Petty, Richard A.	1950, 51
Pharr, George M.	1945
Pharr, Philip	1978, 79, 80
Pheil, Clarence E.	1929, 30, 31
Phillips, Brad	2011, 13
Phillips, James C.	1978
Phillips, Jonathan	2005, 08, 09
Pickels, Richard C.	1957
Pierce, Dameon	2018, 19, 20, 21
Pierre, Jesiah	2020
Pierre-Louis, Wondy	2006, 07, 08, 09
Pilcher Jr., Ray C.	1970, 71
Piller, Zach	1996, 97, 98
Pineiro, Eddy	2016, 17
Pinner, Patrick E.	1985, 86, 87
Pintado, Chris	2009
Piombo, John	1938, 39, 40
Piotrowicz, Matt	2001, 02, 03, 04
Pippin, Charles	1966
Pittman, Latroy	2012, 13, 15
Pittman, O.W.	1924
Pittman, Thomas	2000
Pitts, Kyle	2018, 19, 20
Platt, Eugene A.	1942
Platt Jr., Harry T.	1941, 42
Pleasant, Gordon	1979, 80
Pless, Glenn	1927
Plonk, Daniel Warren	1979, 80, 81, 82
Poe, Alan	1964, 65

Poff, William D.	1970, 71, 72
Pokorny, Doug	2006
Polite, Jachai	2016, 17, 18
Pollard, Dock	1996, 97
Pomeroy, Stewart	1921, 22, 23
Poole, Brian	2012, 13, 14, 15
Porch, Ben	1935
Portale, Joseph J.	1976, 77, 78
Porter, Deiondre	2015
Posey, David E.	1973, 74, 75, 76
Poucher, Gordon L.	1950
Pouncey, Jordan	2020, 21, 22
Pouncey, Maurice	2007, 08, 09
Pouncey, Mike	2007, 08, 09, 10
Pouncy, Carlton	1991, 95
Pounds, Hoyle	1911, 12
Powell-Ryland Jr., Antwaun	2021, 22
Powell, Brad	1968, 69, 70
Powell, Brandon	2014, 15, 16, 17
Powell, Phil	1979
Powell, Jeremi	2013, 14, 15
Powell, Jorge	2015, 17
Powell, Ronald	2010, 11, 13
Pracek, Robert L.	1959
Pratt, E.A.	1942
Pratt, James Phillip	1982
Pratt, Kyle	2008
Pratt Jr., Ralph C.	1976, 78, 79
Preston, John H.	1964, 65, 66
Price, Carl A.	1924
Price, J.C.	1912
Price, T.E.	1909, 11, 13
Pridemore, T.J.	2009
Priest, Ernest	1934
Prioleau, Carl Walker	1979, 80
Proctor, Carlos	1929, 30
Proctor, Ralph E.	1925
Provancha, Christian	2013
Puleston, Charles	1906
Pupello, Joseph C.	1974, 75, 76
Purcell	1909
Purcell, Robert E.	1955
Purifoy, Loucheiz	2011, 12, 13
Pursell, Ron	1964, 65
Putu, Joseph	2016, 17
Pyburn, Jack	2022

QQQ

Quinn, Reed G.	1951, 52
----------------	----------

RRR

Raasch, Ezra	1924
Raborn, W. W.	1946
Radar, Ralph	1906, 08
Rainey, Chris	2008, 09, 10, 11
Ramsdell, A.W.	1913, 14, 15
Ramsey, James	1930
Ramsey, Watson	1938
Randolph, Kelvin	1990, 91, 92, 93
Ratliff, Keiwan	2000, 01, 02, 03
Rawls, Vernon C.	1926
Rawls Jr., Dr. James A.	1951
Rayborn, William	1941, 42, 46
Rayburn, Scott	1973, 74, 75, 76
Raymond, R.J.	2016, 17, 18
Raymond, Robert John	1983, 84
Reaves, Thomas "John"	1969, 70, 71
Rebol, Richard	1968, 69

Reddell, Billy	1951
Redmond, John J.	1979, 80, 81, 82
Reed, Jordan	2010, 11, 12
Reed, Justus	2015
Reen, Patrick	1938, 40
Reese, Stewart	2020, 21
Reese, David	2022
Reese II, David	2016, 17, 18, 19
Reeves, A.J.	1950, 51
Reeves, Alex	1927, 28, 29
Register, Michael A.	1986
Reid, A.L.	1914
Renfoe, W.	1921
Rentz, Ralph L.	1966, 67, 68
Reuter, Jeff S.	1987, 88
Revels III, James C.	1971, 72, 73
Reynolds, Chris	1999, 2000, 01, 02
Reynolds, Clifton	1986, 87, 88
Reynolds, Daejon	2022
Reynolds, Joe	1975
Reynolds, Ted	1991
Rhett, Errict	1990, 91, 92, 93
Rhine, Alan	1999, 2000
Rhyne, James R.	1958, 59
Rich, Michael L.	1969, 70, 71
Richards, Henry	1931
Richards, James T.	1973, 74, 75
Richardson, Anthony	2021, 22
Richardson, Huey L.	1987, 88, 89, 90
Richardson, Jamie	1996, 97
Richart, Larry	1998
Richbourg, William B.	1962, 63, 64
Ricks, Isaac	2021
Rickerson, Jacques	2007
Rickett, Robert	1933, 34
Ricketts, Mike	1979, 80
Riggins, Anthony	1992, 93, 94
Riggs, Cody	2010, 11, 13
Riles, Antonio	2014, 15, 17
Ringgold, Donald W.	1960, 61
Ripley, Wayne	1926
Rissler, Steve	2003, 04, 05, 06
Ritch, Wyley	1995, 96, 97
Rittgers, Rex Von	1966
Roberson, Marcus	2011, 12, 13
Roberts, Charles A.	1956, 57, 58
Roberts, Rob	1998, 99, 2000, 01
Robey, Sam	2009, 10, 11, 12
Robinson, Darryon	2006
Robinson, Demarcus	2013, 14, 15
Robinson, Ed	1990, 91, 92, 93
Robinson, Harold	1933
Robinson, James	1946
Robinson, John L.	1987
Robinson, Leffie F.	1952, 54
Robinson, Rocky	1970
Robinson, Tony L.	1977, 78
Robinson, W.M.	1921, 22, 23
Robinson, William B.	1941
Robles, O.S.	1915, 16
Rodgers, Willie	1995, 96, 97
Rogero, A.L.	1930, 31
Rogers, Charles B.	1932, 33, 34
Rolin, Matt	2015
Rolle, Arpedge	1999, 2000, 01, 02
Rolle, Garrison Anthony	1982, 83, 84
Rone, George H. "Hank"	1989
Rood, R.S.	1916

Root, Charles	1934, 35, 36
Rose, J.R.	1924
Rosenhouse, M.	1921
Rosenthal, J.D.	1916
Ross, Hugh A.	1944
Ross, Ira Joseph	1954
Ross, Michael	2010
Ross, Taras	1995, 96, 97
Roth, Jeffery Neil	1985, 86, 87, 88
Roubles, O.S.	1916
Rountree, James W.	1955, 56, 57
Rowe, Harold	1934, 35, 36
Rowe, Richard L.	1950
Rowell, Tanner	2018, 19
Rowell, Tony D.	1988, 89, 90, 91
Rowley, Butch	2006, 07, 08
Royal, Bryan	2004, 05
Royal Jr., Robert D.	1958, 59, 60
Rozell, Frederick E.	1950
Ruland, Ryan	1990, 91, 92, 93
Rushing, Dewell	1944, 47
Rushing, George	1991, 92
Ruskell, Jack	2020
Russell, Kenneth W.	1962, 63, 64
Ruth, Richard E.	1976, 77
Rutledge, Eric	2004, 05, 06, 07
Rutledge, Johnny	1995, 96, 97, 98

SSS

Saldivar, Andres	2019
Sanders, J.L.	1930, 31
Sanders, Terron	2008, 09, 10
Santille, D. Michael	1966
Sapp, Tyreak	2022
Sapp Jr., E.B.	1944, 45
Sarra, Lamar	1924, 25, 26
Sarris, George T.	1952
Sarvary, Drew	2014
Sauers, Robert	1939, 40
Sauls, Charles F.	1928, 29, 30
Saunders, De'Ante "Pop"	2011, 12
Savelio, Bryan	2001, 02
Sawyer, Ross C.	1905
Sawyer, William	2022
Scarborough, Earl	1945
Scarborough, Truman C.	1935
Scarlett, Jordan	2015, 16, 18
Scavella, Sam P.	1989, 91
Schanbacher, Stephen F.	1977
Schiralli, Nick	1996, 97, 98, 99
Schirmer, Ernest	1932
Schmidt, Carl F.	1970
Schmidt, Robert	1944
Schmieder, Shawn	2010
Schnebly, John M.	1969, 70, 71
Schottenheimer, Brian	1994, 95, 96
Schroeder, Douglas W.	1976, 77, 78
Schucht, Hubert	1934, 35
Schulet, Scott A.	1975, 76
Schultheis Jr., Arthur L. "Buddy"	1980, 81, 82, 83
Schuman, Carl	1932, 33
Schutz, Fred W.	1956, 58
Schwartzburg, Jim H.	1952, 53, 54
Scott, Guss	2000, 01, 02, 03
Scott, Ian	2000, 01, 02
Scott, Ivan W.	1921, 22
Scott, James	1925
Scott, John L.	1985

ALL-TIME LETTERWINNERS

Scott, Laurence C.	1952, 53, 54	Smith, Lex	1989, 91, 92	Storey, Matt	1979	Thomas, Will	2019
Scott, Tom	1938, 39	Smith, Linzey T.	1984	Storter, Neil S.	1909, 10, 11	Thompson, Charlie	1906, 08
Scott, William R.	1940	Smith, Michael B.	1973, 74, 75	Story, Deac	1995, 96, 97, 98	Thompson, Chris	2013, 14, 15, 16
Seager, Mark A.	1987	Smith, Mills	1927	Strange, Erik	1998, 99, 2000, 01	Thompson, Colin	2013
Seal, Howard K.	1974	Smith, Robert D.	1954	Stubbs, Dallas	2015	Thompson, Deonte	2008, 09, 10, 11
Seals, Roger K.	1959, 60	Smith, Ryan	2006	Sturgis, Caleb	2008, 09, 11, 12	Thompson, Harry W.	1914, 15
Sears, Edwin R.	1955, 56, 57	Smith, W. Lawrence	1966, 67, 68	Subers, James Innes	1978, 79, 80	Thompson III, Jack B.	1961, 62, 63
Seay, Homer	1929, 30, 31	Smith Jr., Thomas R.	1959, 60, 61	Sullivan, Alonzo L.	1988, 89, 90, 91	Thompson, John C.	1960
Senterfitt, Donald R.	1959, 60	Smoak, D. Frank	1938, 39, 40	Sullivan, George T.	1975	Thompson, Mark	2016, 17
Sever, Tyson L.	1972, 73, 74	Smojver, Walter "Wally"	1980	Sullivan, Haywood C.	1950, 51	Thompson, Markell	2004
Sever, William G.	1973, 74	Snead, Willis L.	1987, 88	Summerall III, Lloyd	2022	Thompson, Tim E.	1974
Sewell	1918	Sneed, Neal	1964, 65	Summers, Jacob A.	1972, 73, 74	Thompson, Trey	2020
Seymour, Harold D.	1964, 65	Snell, Ray	2001, 02	Sumner, Kenneth M.	1951, 52	Thorton, Skyler	2003, 04
Seymour, Kenneth E.	1957	Snell, Shannon	2000, 01, 02, 03	Sutherland, George	1942, 46	Thrasher, Leon	1909
Shackelford, T. W.	1910	Sorenson, Douglas	1969, 70, 71	Sutton, Clifford	1946, 47, 48, 49	Thurman, Trip	2013, 14, 15
Shands, A. G.	1913	Sorrentino, Joey	2007, 08, 09	Sutton, John	1912, 13	Tilghman, Jacob	2019
Shands, Jim	1907	Sousa, Ryan	2015	Sutton, Nick	2020, 21	Tinny, Donald Frederick	1983, 84, 85
Shands, William A.	1908	Sparkman, James K.	1914, 15, 16, 17	Sutton, Yancey M.	1978, 79, 80	Todd, Edgar R.	1924, 25
Shannon Jr., Thomas J.	1962, 63, 64	Spears, Harry G.	1953, 56	Swafford, Donald L.	1976, 77, 78	Tolbert, H.L.	1921
Sharpe, David	2014, 15, 16	Speer, Del A.	1989, 90, 91, 92	Swain, David	1991, 92, 93, 94	Tolliver Jr., Collie	1981
Shearer, Welcome	1932, 33, 34	Speer, James H.	1987, 88, 89, 90	Swain, Freddie	2016, 17, 18, 19	Toney, Kadarius	2017, 18, 19, 20
Sheer, Thomas L.	1956, 57, 58	Spencer, James A. "Jimmy"	1988, 89, 90	Swanson, E.	1919	Tookes, Kenneth	2004, 05, 06
Sheppard, Joseph E.	1971, 72	Spiers, W.H.	1931	Swanson, R.M.	1920, 21	Torrence, O' Cyrus	2022
Sheppard, Lito	1999, 2000, 01	Spierto, John M.	1986, 87, 88	Swanson, T.J.	1910, 11, 13, 14	Torrence II, Rashad	2020, 21, 22
Sherit, Jordan	2014, 15, 16, 17	Spikes, Brandon	2006, 07, 08, 09	Swanz, Robert J.	1975, 76, 77	Totten, Mark A.	1975, 76, 77
Shipp, Steve	1998	Spikes, Lorenzo	1984, 85	Swink, P.C.	1917	Townsend, Johnny	2013, 15, 16, 17
Shorter, Justin	2020, 21, 22	Splane, T. Douglas	1965, 66, 67	Symank, John R.	1955, 56	Townsend, Tommy	2018, 19
Shorter, N.W.	1910	Sproles, Nick	2019			Trammell Jr., Allen R.	1963, 64, 65
Shouse, A.G.	1933, 34	Spurrier, Stephen O.	1964, 65, 66	TTT		Trapp, Richard E.	1965, 66, 67
Showers, Shea	1993, 94, 95, 96	Stacy, Curtis Dale	1982, 83, 84, 85	Tabor, Jalen "Teez"	2014, 15, 16	Trask, Kyle	2019, 20
Showers, Valdez	2012, 13, 14, 15	Stadler, John	1929	Taggart, George E.	1970	Trattou, Justin	2007, 08, 09, 10
Shrivane, Britt E.	1967, 68, 69	Stamper, Ryan	2007, 08, 09	Talbot, Randy W.	1972, 73, 74	Trautwein, Phillip	2004, 05, 06, 08
Shuler, Adam	2018, 19	Stanfield, Michael D.	1972, 73, 74	Talcott, Brendt	2001	Travis, Larry L.	1960, 61, 62
Sibbald, Roger Dwayne	1980, 82, 83, 84	Stanley, Dennis K.	1926, 27, 28	Tannen, Steven O.	1967, 68, 69	Treadgold, R.	1931, 32
Sikes, Michael D.	1956	Stanley, Reggie	1989	Tanner, Clarke	1992	Tribble, Keith R.	1974, 75, 76
Silberman, Ian	2011, 12, 13	Stanley, Will A.	1925	Taotoai, Iloosa "Josh"	1989	Trimble, Barnard Scott	1982, 83, 84
Siler, Brandon	2004, 05, 06	Stanly, George	1921	Tarquin, Michael	2020, 21, 22	Troupe, Ben	2000, 01, 02, 03
Sills, Kevin W.	1985, 87, 88	Stanly, Richard L.	1921	Tartt, Jim	2005, 06, 07, 08	Trueheart Jr., Harold S.	1961, 62
Silman, John S.	1970	Staples, Russell F.	1961, 62	Tate, Charlie	1939, 40, 41	Truesdell, Tyrone	2021
Silsby, Link W.	1929, 30, 31	Starbuck, Hal	1932, 33, 34	Tatum, Earl	1956	Tse, Joshua	2021
Simmons, Stacey A.	1986, 87, 88	Stark, William D.	1932, 33, 34	Tatum, Jim	1956	Tucker, Charles	1926, 27
Simpson, Clay	1931, 32	Starkey, David B.	1972, 73	Taussig, Greg	2008	Tucker, D.A.	1916
Simpson, Jackie M.	1953, 54, 55, 56	Starks, Max	2000, 01, 02, 03	Taylor IV, Clifford	2020	Tucker, John	1964
Sims, Robert B.	1986, 87	Starling, Bruce C.	1960, 61, 62	Taylor, Earl A.	1908, 10, 11, 12	Turman, Lloyd A.	1967, 68
Sims, Teddy	1997, 98, 99	Starowesky, Richard K.	1987, 88, 89	Taylor, Fred	1994, 95, 96, 97	Turner, James M.	1944
Sinardi, Nick J.	1969	Steele, Jimmy	1928, 29, 30	Taylor, J.	1908	Turner, Jess L.	1931
Sitter, Matt	2001	Steen, Malcolm E.	1967, 68, 69	Taylor, James J.	1952	Turner, William E.	1946, 47, 48, 49
Skalaski III, Charles W.	1976, 77	Steinmann, William	2009, 10, 11	Taylor, Jawaan	2016, 17, 18	Turner, William F.	1933, 34, 35
Skelly, Richard J.	1960	Stephens, G.H.	1960	Taylor, Jeawon	2016, 17, 18, 19		
Skinner, Ian	1997, 98	Stephens, Garrett	2015, 16, 17	Taylor, Kelvin	2013, 14, 15	UUU	
Skoldowski, Ziggy	1945	Stephens, Jimmy Ray	1973, 75, 76	Taylor, Kent	2012	Umanmielen, Princely	2020, 21, 22
Slack, Arthur R.	1958, 59, 60	Stephens, Moral	2015, 16, 17, 18	Taylor, Michael	2011, 12, 13, 14	Underwood, Rocco	2022
Slaton, Tedarell	2017, 18, 19, 20	Stephens, Robert L.	1971	Taylor, Ryan	1990, 91, 92, 93	Uspensky, Michael N.	1969
Slaughter, Jake	2022	Stephens, Tony R.	1976, 77, 78	Taylor, Ted	1938		
Smack, Trey	2022	Stephens, William B.	1935	Taylor, Travis	1997, 98, 99	VVV	
Small, O.J.	2001, 02, 03, 04	Stephenson, George K.	1966	Teague, Matt	1995, 96	Vaccaro, Gaspar V.	1946, 47, 48, 49
Smith, Andrew Walter	1981	Stevens, Kent S.	1950, 52	Tebow, Tim	2006, 07, 08, 09	Valentino, Antonio	2021
Smith, Cedric D.	1986, 87, 88, 89	Stevenson, Robby	1995, 96, 97	Teeler, Dan B.	1987	Van Camp, R.K.	1914
Smith, Charles E.	1950	Stewart, Graham	2011	Tennell, Gregory L.V.	1975, 77	Van Fleet, Richard	1908
Smith, Dexter A.	1989, 90, 91, 92	Stewart, Jack	1924, 25, 26	Tenney, Louis E.	1910, 11, 12, 13	Van Sickel, Dale	1927, 28, 29
Smith, Douglas Earl	1980, 82	Stewart Jr., Brad	2017, 18, 19, 20	Thomas, Bryan	2007	Van Wie, Donnie	1979
Smith, Emmitt J.	1987, 88, 89	Stiner, Donovan	2017, 18, 19, 20	Thomas, Clarence S.	1917, 19	Vandergriff, I.H.	1920
Smith, Glenn	1944	Stipe, Steven D.	1984, 85, 86	Thomas, Dwayne	1995, 96, 97	Vangelas, Thomas	1945
Smith, Horace	1923, 24	Stockton, C.A.	1915, 16	Thomas, Gary	1963, 64, 65	Vargecko, Paul J.	1959, 60, 61
Smith, James	2005, 06, 07, 08	Stolz, Charles	1932, 33, 34	Thomas, Harvey L.	1988, 89, 91, 92	Vaughan, Bruce Allen	1980, 81, 82, 83
Smith, James	1949	Stone, Brian	2001	Thomas, Marcus	2003, 04, 05	Vaughn, Lane W.	1974
Smith, John G.	1938, 39	Stone, W.E.	1917	Thomas, Owen J.	1951	Vaughn, Sidney	1945
Smith, Johnny Wayne	1980	Stoner, Ronald E.	1961	Thomas, Philip E.	1921	Velez, Francisco	2013, 14

Vetter, Emerson	1939
Vickery, Charles	1929
Vidal, James H.	1908
Villano, Nick	2018
Vinesett, Jerry D.	1968, 69, 70
Visser, Robert H.	1955
Voor, Joseph B.	1978
Vorwerk, Joseph G.	1986, 87
Vosloh, Robert P.	1954, 55, 56

WWW

Wabbersen, Chuck	1989, 90
Wages, Harmon L.	1965, 66, 67
Waggener, J. A.	1910
Wahlberg, Joel D.	1956, 57
Waites, Kamryn	2022
Waldron, Jesse C.	1931
Walker, Aaron	1999, 2000, 01, 02
Walker, Barry S.	1977, 78
Walker, Garry L.	1968, 69, 70
Walker, Jon	1926, 27
Walker, Iontavis	2003
Walker, Kenyatta	1998, 99, 2000
Walker, L.B.	1938
Walker, Tom B.	1936, 37, 38
Walker, W.S.	1909
Walton, Kavin	1994, 95, 96
Walton, W.L.	1938, 39, 40
Warbritton, William R.	1970
Ware, Charles E.	1950, 51, 52
Ware, Melton	1934
Warner, Edwin R.	1966
Warner, Henry	1919
Warren, Cedric	1997
Warren, Gerard	1998, 99, 2000
Warren, W.T.	1934, 35, 36
Washington, Nick	2013, 14, 15, 17
Washington, Tavares	2005
Wasielewski, David	1998, 99
Waters, Anthony N.	1977, 78
Waters, Dale	1928, 29, 30
Watkins, Jason	2006, 07, 08
Watkins, Jaylen	2010, 11, 12, 13
Watkins, Kerry	1986, 87, 88, 89
Watson, Desmond	2021, 22
Watson, Glen	2010
Watson, Jim	1990, 91, 92
Watson, Richard O.	1952
Waxman, Mike	1964, 65
Weary, Fred	1994, 95, 96, 97
Webb, Demetrice	2003, 04, 05
Webster, H. Allison	1947
Webster, W.J.	1951
Wehking, Robert J.	1959, 60, 61
Weir, Michael	2020
Welch, James J.	1969
Welles, Frank	1936
Wells, Kirk	1999, 2000, 01
Wells, Rick	2018, 19, 20, 21
Wells Sr., Orin	1916, 17
Wenger, Dan	2011
Wesley, Larry E.	1954, 55, 56
Westbrook, Jack E.	1958, 59
Westbrook, Marquis	1999, 2000, 01, 02
Westbrook, Tevin	2011, 12, 13, 14
Wester, William J.	1951
Weston, Ja'Markis	2020, 21, 22
Weston, Rhondy	1985, 86, 87, 88

Whatley, John	1964, 65
Whiddon, Clifford	1937
Whitaker, Jeff	2004
White, Adrian D.	1984, 85, 86, 88
White, Arthur	1984, 85, 88
White, Brian	1992
White, Curtis	1988
White, Ethan	2019, 20, 21, 22
White, Jack	1944, 45, 46
White, Mark V.	1988, 89, 90, 91
White, Paul E.	1959, 60, 61
White, Will D.	1989, 90, 91, 92
Whited, Rod	1991, 92
Whitehead, James Orlin	1954
Whitehurst, Adam	1993
Whitfield, Chase	2022
Whittaker, Glenn	1925
Whittaker, John Lee	1980, 82
Whittemore, T	2020, 21
Whittington, Arling	1944
Wickline, Gregory Joe	1978, 79, 80
Wiechmann, Bret N.	1983, 84, 85, 86
Wiegmann, Thomas John	1980, 81, 82
Wiggins, Lloyd G.	1970
Wilbur, Eric	2003, 04, 05, 06
Wilder, Willie B.	1975, 76, 77
Wildman, Charles F.	1973, 75
Wilkinson, S.A.	1915, 16, 17
Wilks, Steven	2009, 10
William, Buton C.	1923, 24, 25
Williams, Alan K.	1976, 77
Williams, Angus	1945, 48, 49, 50
Williams, Anthony C.	1984, 85, 86, 87
Williams, Bill	1936, 37
Williams, Bobby	2001
Williams, Burton C.	1964, 65
Williams, Charles	1974, 75, 76, 77
Williams, Charles Broughton	1942, 46
Williams, Daniel M.	1969, 70
Williams, David W.	1985, 86, 87, 88
Williams, Derald L.	1980
Williams, Donald E.	1968, 69, 70
Williams, Elijah	1994, 95, 96, 97
Williams, Hal	1986
Williams, Jarvis E.	1984, 85, 86, 87
Williams, John D.	1972, 73, 75
Williams, John L.	1982, 83, 84, 85
Williams, Justin	2007, 08, 09, 10
Williams, Keith Carnell	1982, 84, 85, 86
Williams, Mon	2006
Williams, R.L. "Ricky"	1981, 82, 83, 84
Williams, Roderic M.	1973, 74, 75
Williams, Scooby	2022
Williams, Terry Claitte	1980
Williams, Wayne D.	1985, 86, 87, 88
Williamson, Chris	2015, 16
Williamson, D.	1930, 31
Williamson, H.E.	1932
Williamson, Kendrick W.	1957, 58, 59
Williamson, Larry C.	1989
Williamson, Mike	2009
Willis, Alex	1998, 99, 2000
Willis, Gerald	2014
Willis, Kenneth	1935, 36, 37
Wilsky, C.	1921
Wilson, C.	1921
Wilson, Kamari	2022
Wilson, James	2008, 09, 11, 12

Wilson, Marco	2017, 19, 20
Wilson, Quincy	2014, 15, 16
Wilson, R. Borden	1912
Wilson, Ronnie	2006
Windham, Joseph N.	1954, 57, 58
Wing, Harry Fannin	1952
Wingo, Derek	2020, 21, 22
Winne Jr., Ross W.	1952, 53, 54
Winters, Alex P.	1975
Wise, Scott	1998
Wolfe, Stanley	1928
Wood, G. Pierce	1916
Wood, Sidney	1942
Worthington, Wes	2000
Worton, C.J.	2014, 15, 16
Woulard, Darrell B.	1986, 87
Wright, Arthur J.	1951, 52, 53
Wright, Charlie	1986, 87, 88
Wright, David A.	1975, 78, 77
Wright, Joe L.	1950
Wright, Lawrence	1993, 94, 95, 96
Wright, Major	2007, 08, 09
Wright, Nay'Quan	2020, 21, 22
Wright, Weldon	1945
Wuerffel, Danny	1993, 94, 95, 96
Wunderly, Joseph A.	1973, 74
Wuthrich, E.B.	1917, 18, 19, 21
Wynn, DeShawn	2003, 04, 05, 06
Wynn, Milton	1944

XXX

Xynidis, Jon	1995, 96, 97
--------------	--------------

YYY

Yancey, Hervey	1930
Yancey, James	1947, 48, 49
Yancey, James M.	1969, 70, 71
Yancey, Malcom	1919
Yarbrough, Corey	1996, 97, 98, 99
Yarbrough, James	1966, 67, 68
Yeats, James M.	1955, 56, 57
Yepremian, Berj S.	1977, 78
Yinshanis, Frank	1938
Yon, E.M.	1914, 15
York, M.E.	1952
Young, Billy	1997, 98, 99
Young, David	2009, 11
Young, Donnie	1993, 94, 95, 96
Young, James W.	1959, 60, 61
Young, Jordan	2022
Young, Kurt B.	1988, 90
Young, Tyrone D.	1979, 80, 81, 82
Youngblood, Herbert I. "Jack"	1968, 69, 70
Younkin, Michael	1996, 97, 98, 99

ZZZ

Zaire, Malik	2017
Zanders, Dante	2019, 20, 21, 22
Zedalis, Zac	1997, 98, 99, 2001
Zimmerman, Jeffrey Alan	1983, 84, 85, 86
Zipperer, Keon	2019, 20, 21, 22
Zukley, Jack E.	1975, 77
Zuniga, Jabari	2016, 17, 18, 19

ALL-TIME NUMERICAL ROSTER (Since 1960)

*Years Missing: 1964, 1965, 1966;
Also missing portions of 1979*

0

Trey Dean II (2020-22)
Ja'Quavion Frazier (2020-22)

1

Ricky Pearsall (2022)
Jacob Copeland (2021)
Brenton Cox Jr. (2020-22)
Kadarius Toney (2019-20)
CJ Henderson (2019)
Vernon Hargreaves III (2013-15)
Jon Bostic (2012)
Quinton Dunbar (2012-14)
Chris Rainey (2011)
Janoris Jenkins (2009-10)
Percy Harvin (2007-08)
Reggie Nelson (2006)
Michael McIntosh (2004-05)
Keiwan Ratliff (2000-03)
Jabar Gaffney (1999)
Tony George (1995-98)
Jack Jackson (1991-94)
G.A. Magnus (1991)
Terence Barber (1990)
Kyle Morris (1988, 1989)
Ed Frazier (1986, 1987)
Clifton Reynolds (1985)
Victor Bradley (1982)
Dale Dorminey (1981, 1983)
Don Van Wie (1979, 1980)
Berj Yepremian (1976-78)
Wayne Fields (1974-75)
Jack Card (1965-67)

2

Montrell Johnson Jr. (2022)
Amari Burney (2021-22)
Kemore Gamble (2021)
Anthony Richardson (2020)
Brad Stewart Jr. (2017-20)
Lamical Perine (2019)
Jabari Gorman (2014)
Ryan Sousa (2014)
Dominique Easley (2011-13)
Jeff Demps (2008-2010)
Markus Manson (2004-07)
Kelvin Knight (2001-03)
Bo Carroll (1997-2000)
Shea Showers (1993-96)
Will White (1990-92)
Shane Matthews (1989)
Kurt Young (1987, 1988)
Adrian White (1984-86)
Broughton Lang (1981-83)
Bill Conover (1978-79)
Alan Williams (1976-77)
Berj Yepremian (1974-75)

3

Xzavier Henderson (2020-22)
Jason Marshall Jr. (2021-22)
Marco Wilson (2017-20)
Treon Harris (2014-15)
Tyler Murphy (2013)
Antonio Morrison (2013-15)

Jelani Jenkins (2011-12)
Chris Rainey (2008-2010)
Brandon Frazier (2007-09)
Michael Guilford (2006)
Kyle Jackson (2004-07)
Kenneth Tookes (2002-03)
Lito Sheppard (1999-2001)
Travis McGriff (1995-98)
Larry Kennedy (1991-94)
Jason Hailey (1990)
Terence Barber (1988, 1989)
Andy Elton (1987)
Brian Massingill (1985)
Bobby Raymond (1982-84)
Brian Clark (1978-81)
David Posey (1974-76)

4

Justin Shorter (2021-22)
David Reese (2018-22)
Kadarius Toney (2018)
Brandon Powell (2015-17)
Kyle Christy (2012-14)
Damien Jacobs (2012-13)
Andre Debose (2009-14)
Levi Leigh (2007)
Wondy Pierre-Louis (2006-09)
Mark Guandolo (2006)
Avery Atkins (2005)
Josh Portis (2004-05)
Ciatrick Fason (2002-04)
Marquand Manuel (1997-01)
Lawrence Wright (1993-96)
Del Speer (1990-92)
Kerry Watkins (1987-89)
Vernell Brown Sr. (1982-85)
Joe Borajkiewicz (1981)
Mark Dickert (1980)
Vernon James (1979)
Alvin Parrish (1975-76)

5

Kamari Wilson (2022)
Nay'Quan Wright (2022)
Kaiir Elam (2019-21)
Emory Jones (2018-21)
CJ Henderson (2017-18)
Jalen Tabor (2014)
Ahmad Fulwood (2013-16)
Marcus Roberson (2011-13)
Joe Haden (2008-2009)
Andre Caldwell (2003-07)
Earnest Graham (1998-2002)
Jacquez Green (1996-97)
Ronnie Battle (1994-95)
Terrence Foy (1993)
Lawrence Wright (1992)
Willie McClendon (1988-91)
John David Francis (1987)
Kerry Watkins (1986)
John Davis Francis (1985)
Eric Anderson (1983-84)
Jim Gainey (1981-82)
Bill Kynes (1975-76)
David Bowden (1972-73)
Jack Eckdahl (1968-69)

6

Shemar James (2022)
Zachary Carter (2021)
Nay'Quan Wright (2019-21)
Shawn Davis (2020)
Brenton Cox Jr. (2019)
Brian Edwards (2017-18)
Quincy Wilson (2015-16)
Jeff Driskel (2012-14)
Dante Fowler Jr. (2012-14)
Jaye Howard (2007-11)
Deonte Thompson (2007-11)
Jemalle Cornelius (2003-06)
Taylor Jacobs (1998-02)
Steve Shipp (1998)
Ian Skinner (1997)
Bo Carroll (1996)
Damian Hill (1995)
Judd Davis (1993-94)
Pete Archie (1991-92)
Jimmy Spencer (1987-90)
Robert McGinty (1986, 1987)
Paul Beavin (1985)
David Nardone (1983-84)
Charlie Kerr (1981)
Jim Gainey (1980)
Vernon James (1977-79)
Jim Getzen (1972)
John James (1970-71)
Terry Ash (1969)

7

Travis Etienne (2022)
Chirs McClellan (2022)
Jeremiah Moon (2018-21)
Luke Matthews (2020)
Lucas Krull (2019)
Duke Dawson (2014-17)
Will Grier (2014-15)
Alex Adler (2013)
Robert Clark (2011)
Ronald Powell (2010-13)
Justin Williams (2008-2010)
Jamar Hornsby (2006-07)
Cornelius Ingram (2004-08)
Cory Bailey (2002-04)
Brian Crum (2002)
Brock Berlin (2001)
Jesse Palmer (2000)
Jesse Palmer (1997-99)
Danny Wuerffel (1992-96)
Alonzo Sullivan (1991)
Kyle Morris (1990)
John David Francis (1988, 1989)
Pepe Lescano (1985-87)
Lorenzo Hampton (1982-84)
Chris Fisher (1981)
Tyrone Young (1979-1980)
Terry LeCount (1975-77)
John Reaves (1969-71)

8

Jalen Kimber (2022)
Daejon Reynolds (2022)
Carlos Del Rio-Wilson (2021)
Khris Bogle (2020-21)
Trevon Grimes (2018-20)
Nick Washington (2015-17)

Skyler Mornhinweg (2014)
Leon Orr (2014)
Jeremy Brown (2010-13)
Trey Burton (2010-13)
Chris Rainey (2007)
Carlos Dunlap (2007-09)
Percy Harvin (2006)
Chad Jackson (2003-05)
Rex Grossman (1999-2002)
Nafis Karim (1995-98)
Jacquez Green (1994)
Shawn Wilson (1993)
Marquette Oliver (1990-92)
Tony Jones (1986-89)
Ricky Easmon (1982-84)
Jim McClellan (1978-79)
Don Gaffney (1973-75)
Richard Franco (1969-71)

9

Gervon Dexter (2020-22)
Keon Zipperer (2019-22)
Luke Matthews (2019)
Dre Massey (2016-18)
Latroy Pittman Jr. (2013-15)
Matt Rolin (2013-14)
Josh Evans (2012)
Jacob Guy (2012-14)
Quinton Dunbar (2011)
Joshua Shaw (2011)
Carl Moore (2009-10)
Louis Murphy (2007-08)
Kenneth Tookes (2006)
Mat Kynes (2003-05)
Gus Scott (2001-03)
Brock Berlin (2000)
Darrell Jackson (1997-99)
Anthone Lott (1993-96)
Shane Matthews (1990-92)
Will White (1989)
Willie Snead (1987, 1988)
Ray McDonald (1982-85)
Chris Fisher (1979-1980)
Buster Morrison (1972-74)
John Schnebly (1969-71)

10

Jack Miller (2022)
Miguel Mitchell (2022)
Andrew Chatfield Jr. (2020-21)
Josh Hammond (2016-19)
Valdez Showers (2012-15)
Tyler Murphy (2010-12)
Will Hill (2008-2010)
Eric Wilbur (2003-06)
John Curtis (2004-05)
Ingle Martin (2002-03)
Jabar Gaffney (2000-01)
John Capel (1998-99)
Ronnie Battle (1996-97)
Eric Kresser (1994-95)
Monty Grow (1989-93)
Hank Rone (1988)
Kyle Morris (1987)
Eric Hodges (1983-86)
Tyrone Young (1981-82)
Joe Brodsky (1977-79)
Jimmy Fisher (1974-76)
Chan Gailey (1971-73)

Larry Rentz (1966-68)
Jimmy Hall (1962-64)

11

Jalen Kitna (2021-22)
Jordan Young (2022)
Mohamoud Diabate (2019-21)
Kyle Trask (2016-20)
Vosean Joseph (2016-18)
Demarcus Robinson (2013-15)
Neiron Ball (2012-14)
Jordan Reed (2010-12)
Riley Cooper (2008-2009)
Jarred Fayson (2006)
Richard Fetherolf (2005)
O.J. Small (2000-04)
Thaddeus Bullard (1997-99)
Ben Hanks (1992-95)
Steve Spurrier (1964-66)
Bobby Dodd (1962)

12

Justus Boone (2022)
Caleb Banks (2022)
Rick Wells (2020-21)
C.J. McWilliams (2016-20)
Van Jefferson (2018-19)
Jake Allen (2017)
Austin Appleby (2016)
Josh Grady (2015)
Quincy Wilson (2014)
Max Staver (2013)
Jacoby Brissett (2012)
Antonio Morrison (2012)
John Brantley (2007-11)
Joe Haden (2007)
Cody Worton (2006)
Chris Leak (2003-06)
Eric Nappy (2003-05)
Jemalle Cornelius (2002)
Ingle Martin (2001)
Kelvin Knight (2000)
Doug Johnson (1996-99)
Jacquez Green (1995)
Terry Dean (1990-94)
Donald Douglas (1989)
Lex Smith (1988)
Kerwin Bell (1984-87)
Pat Pinner (1983)
Bob Hewko (1980-82)
John Brantley (1977-79)
Marshall Levy (1975)
Robbie Davis (1973)
Elwood Aust (1972)
Bobby Downs (1965-67)
Tom Shannon (1962-63)

13

Donovan McMillon (2021-22)
Kyle Engle (2020-22)
Donovan Stiner (2017-20)
Felipe Franks (2016-19)
Brian Fallace (2015)
Daniel McMillian (2013-16)
Christian Provanca (2011-14)
Latroy Pittman Jr. (2012)
Dee Finley (2009-11)
Cameron Newton (2007-08)
Brian Crum (2003-06)

Patrick Dosh (2002)
 Alex Brown (1998-2001)
 Mike Harris (1993-97)
 Arden Czewski (1987-91)
 Antwan Chiles (1991-92)
 Steve Ewing (1986, 1987)
 Ray Criswell (1982-85)
 Larry Ochab (1978-1980)
 Robby Ball (1975)
 Trell Brown (1976-77)
 Tom Dolfi (1973-74)

14

Chief Borders (2022)
 Trent Whittemore (2021-22)
 Quincy Lenton (2019-20)
 Lucas Krull (2018)
 Chris Williamson (2016)
 Luke Del Rio (2015-17)
 C.J. Worton (2014)
 Alex McCalister (2014-15)
 Chris Wilkes (2013)
 Chandler Carr (2010-11)
 Jaylen Watkins (2010-13)
 Andrew Blaylock (2006-2009)
 Markihe Anderson (2007-09)
 Eric Nappy (2006)
 Justin Midgett (2003-04)
 Matt Leach (2001-04)
 Tre Orr (2000)
 Billy Young (1997-99)
 Bart Edmiston (1995-96)
 Shayne Edge (1991-94)
 Ernie Mills (1987-90)
 Barry DeWitt (1986)
 Bill Nanos (1984)
 Derrick Crudup (1983)
 Johnell Brown (1980-81)
 Johnell Brown (1979)
 David Wright (1974)
 Harold Peacock (1968)
 Bruce Bennett (1963-65)
 Larry Libertore (1960-62)

15

Anthony Richardson (2021-22)
 Derek Wingo (2020-22)
 Jacob Copeland (2018-20)
 Eddy Pineiro (2016-17)
 Jacob Guy (2015)
 Brandon Powell (2014)
 Ryan Parrish (2012-14)
 Loucheiz Purifoy (2011-13)
 Tim Tebow (2006-09)
 Demetrice Webb (2003-05)
 Jermaine McCollum (2002)
 Brian Haugabrook (1997-2001)
 Reidel Anthony (1994-96)
 Eric Kresser (1993)
 Michael Cohen (1991-92)
 Lex Smith (1989, 1990)
 Mike McQuagge (1988)
 Arden Czewski (1987)
 Hal Williams (1986)
 Brian Massingill (1984)
 Wayne Peace (1981-83)
 Jim Phillips (1979)
 Bill Cross (1976)

Kay Stephenson (1965-66)
 Tom Batten (1960-62)

16

Thai Chiao-khiao-Bowman (2022)
 Tre'Vez Johnson (2020-22)
 Freddie Swain (2016-19)
 Brian Fallace (2016-17)
 Austin Hardin (2012-15)
 Scott Peek (2012)
 Jeff Driskel (2011)
 Christian Provanca (2010)
 A.J. Jones (2009-10)
 Jordan Reed (2009)
 Carl Moore (2008)
 Tyler Marshall (2007)
 Butch Rowley (2006)
 A.J. Jones (2006-08)
 Vernell Brown Jr. (2001-05)
 Chris Stephens (1999-2000)
 Tim Olmstead (1997-98)
 Brian Schottenheimer (1994-96)
 Adam Whitehurst (1993)
 Eric Kresser (1992)
 Brian Fox (1990-91)
 Johnny Nichols (1989)
 Jamie McAndrew (1986-87)
 Scott Marshall (1985)
 Chris Perkins (1983-84)
 Scott Marshall (1982)
 Roger Sibbald (1981)
 Skipper Peek (1977-79)
 Jimmy Barr (1971-72)
 Harmon Wages (1965-67)
 Ken Russell (1963-64)

17

Max Brown (2022)
 Scooby Williams (2021-22)
 Jackson, Kahleil (2020)
 Zachary Carter (2018-20)
 Nick Sproles (2018-19)
 Kadarius Toney (2017)
 Anderson Proctor (2015)
 Jordan Sherit (2013-17)
 Skyler Mornhinweg (2012-13)
 Jacoby Brissett (2011)
 Chas Henry (2007-10)
 Nyan Boateng (2006)
 Curtis Carr (2005-07)
 Gavin Dickey (2002-2005)
 Reche Caldwell (1998-2001)
 Noah Brindise (1996-97)
 Sarola Palmer (1992-95)
 Johnny Nichols (1990-91)
 Mike Billins (1989)
 Jeff Dawson (1985, 1986)
 Mark Massey (1981)
 Darryl Crane (1979)
 Thom Clifford (1972, 74-75)

18

Dante Zanders (2021-22)
 Jack Anders (2019-22)
 Jacob Finn (2019-20)
 Daquon Green (2017-18)
 C.J. Worton (2015-16)
 Roger Dixon (2014)

Justus Reed (2014)
 Kent Taylor (2012-13)
 Ryan Parrish (2010-11)
 T.J. Lawrence (2008-2009)
 Jerimy Finch (2007)
 Tremaine McCollum (2003-06)
 Jason Hunter (2003)
 Jeff Crevling (2001-02)
 Jason Hunter (2002)
 Kevin McKinnon (1999-2000)
 Larry Richart (1998)
 Jamie Richardson (1996-97)
 Bobby Sabelhaus (1995)
 Eddie Lake (1993-94)
 Lawrence Hatch (1991-92)
 Andy Newman (1989, 1990)
 Louis Oliver (1985-88)
 Tony Lilly (1981-83)
 Darrell Jones (1979)
 John Williams (1973-74)

19

Alex Gonzalez (2022)
 Evan McPherson (2018-20)
 Jack Ruskell (2018-20)
 Johnny Townsend (2013-17)
 Ryan McGriff (2011-14)
 Caleb Sturgis (2008-2012)
 Tony Joiner (2004-07)
 Matt Jackson (2000-03)
 Travis Taylor (1997-99)
 Ike Hilliard (1994-96)
 Bart Edmiston (1992-93)
 Luke Bencie (1991)
 Ryan Ruland (1990)
 Herbert Perry (1987-89)
 Rodney Brewer (1984-86)
 Donnie Whiting (1983)
 Larry Keefe (1982)
 Johnny Smith (1978-1980)
 Scott Schuler (1974)

20

Corey Collier Jr. (2022)
 Malik Davis (2017-21)
 Darius Masline (2014)
 Omarius Hines (2012)
 Marcus Maye (2012-16)
 Valdez Showers (2011)
 Malcolm Jones (2010)
 Christopher Scott (2008)
 Dorian Munroe (2007-2009)
 Joe Cohen (2003-06)
 Anthony Gay (2005)
 DeShawn Wynn (2002)
 Robert Gillespie (1998-2001)
 Vanez Gooch (1998)
 Tyrone Baker (1996-97)
 Sam McCorkle (1993-95)
 Ed West (1991-92)
 Cornell Tinner (1990)
 Tony Lomack (1987-89)
 Brett Wiechmann (1983-86)
 Eric Anderson (1982)
 Tim Groves (1978-1980)
 Robert Morgan (1974-76)
 Vince Kendrick (1971-73)
 Guy McTheny (1968-69)

Jimmy Jordan (1964-65)
 Hagood Clarke (1961-63)

21

Desmond Watson (2021-22)
 Lorenzo Lingard (2020-22)
 Ethan Pouncey (2020)
 Trey Dean III (2018-19)
 McArthur Burnett (2016-17)
 Deiondre Porter (2014-15)
 Kelvin Taylor (2013-15)
 Evan Schroeder (2012)
 Jabari Gorman (2011-13)
 Brenden Bice (2010)
 Major Wright (2007-09)
 Emmanuel Moody (2007-10)
 DeShawn Wynn (2003-06)
 Lester Norwood (1998-2002)
 Fred Taylor (1994-97)
 Tony Davis (1992-93)
 Dexter McNabb (1988-91)
 Darrell Woulard (1986, 1987)
 Frankie Neal (1983-85)
 Cris Collinsworth (1977-1980)
 Tom Dolfi (1975)
 Tyson Sever (1972-74)
 Bruce Gunter (1969-71)
 Hal Seymour (1963-65)
 Ron Stoner (1962)

22

Kahleil Jackson (2021-22)
 Rashad Torrence II (2020-22)
 Dionte Marks (2019)
 Lamical Perine (2016-18)
 Case Harrison (2015)
 Harry Gornito V (2015)
 Adam Lane (2013-14)
 Evan Schroeder (2013)
 Nick Washington (2013-14)
 Hugh Miles (2012)
 Matt Elam (2010-12)
 Cade Holliday (2007-09)
 Reggie Lewis (2002-06)
 Tre Orr (2001-03)
 Chuck Marks (1999-2000)
 Terry Jackson (1995-98)
 Tyrone Baker (1994)
 Willie Jackson Jr. (1990-93)
 Emmitt Smith (1987-89)
 John L. Williams (1982-85)
 Derrick Burdgress (1978-1979)
 Glenn Sever (1973-75)
 Willie Jackson Sr. (1970-72)
 Steve Tannen (1968-69)
 Mike Healey (1966-67)
 Gerald Bramlett (1965)
 Jerry Newcomer (1962-64)
 Tom Alderson (1960-64)

23

Demarcus Bowman (2021)
 Jaydon Hill (2019-22)
 Chauncey Gardner-Johnson (2016-18)
 Jeremi Powell (2015)
 J.C. Jackson (2014)
 Danny Kryszka (2013)
 Chris Martin (2010)

Mike Gillislee (2009-12)
 Corey Henderson (2008-09)
 Jacques Rickerson (2006-08)
 Cade Holliday (2006)
 Dawayne Grace (2004-05)
 Jeff Whitaker (2004)
 Carlos Perez (2000-03)
 Tremaine McCollum (2002)
 Demetrius Lewis (1997-99)
 Dwayne Mobley (1992-96)
 Jimmy Owens (1991)
 Kurt Young (1990)
 Wayne Williams (1986-88)
 Curtis Stacey (1982-85)
 Gordon Pleasants (1980)
 Jimbo Donigan (1979)
 Derrick Gaffney (1976-77)
 Leonard George (1970-72)
 Gordon Pleasants (1979)
 Larry Williamson (1968)
 Allen Trammell (1963-65)
 Russ Mercer (1962)

24

Avery Helm (2020-22)
 Iverson Clement (2018-20)
 Mark Thompson (2016-17)
 Brian Poole (2013-15)
 Matt Jones (2012-14)
 Josh Evans (2009-11)
 John Curtis (2006-08)
 Deshawn Carter (2002-05)
 Jimitavis Walker (2002-03)
 Cory Bailey (2001)
 Vanez Gooch (1999-2000)
 Ian Skinner (1998)
 Marquis Westbrook (1998)
 Fred Weary (1993-97)
 Tre Everett (1989-92)
 Bill Lang (1986-88)
 Ricky Knight (1983-85)
 Kyle Knight (1980-81)
 Kyle Coburn (1977-79)
 Alvin Cowans (1974-76)
 Wayne Fields (1973)
 Andy Cheney (1971)
 Jerry Vinesett (1968-70)
 Gene Peek (1966-68)
 Sam Mack (1960-62)

25

Ethan Pouncey (2021-22)
 Chester Kimbrough (2019-20)
 Erik Askeland (2017-20)
 Brady Walters (2016)
 Jordan Scarlett (2015-18)
 Matt Rolin (2015)
 Garrett Stephens (2014)
 Gideon Ajagbe (2010-14)
 Brandon Kendrick (2006)
 Brandon James (2006-09)
 Skyler Thornton (2003-05)
 Robert Cromartie (1997-2002)
 Elijah Williams (1994-97)
 Daryl Frazier (1992-93)
 Carlton Pouncey (1991)
 Kendall Cook (1990)
 Stacy Simmons (1987-89)

ALL-TIME NUMERICAL ROSTER (*Since 1960*)

Basil Benjamin (1986)
 Kerry Watkins (1985)
 Roger Sibbald (1982-84)
 Randy Clark (1981)
 Chuck Hatch (1977-79)
 Lee McGriff (1972-74)
 Danny Flanders (1971)
 Bill Gaisford (1966-68)
 Dick Kirk (1963-65)
 Dave Blutworth (1962)

26

Jeremy Crawshaw (2020-22)
 Kamar Wilcoxson (2020-22)
 Michael Hart (2019)
 John Huggins (2018)
 Marcell Harris (2013-17)
 De'Ante Saunders (2011-12)
 Lorenzo Edwards (2007-10)
 Jermaine McCollum (2003-06)
 Todd Johnson (1999-2002)
 Chad Filley (1998)
 Mike Gipson (1998)
 Jon Xynidis (1995-97)
 Nafis Karim (1994)
 Dwayne Thomas (1993)
 Myrick Anderson (1989-92)
 Jarvis Williams (1983-87)
 Ivory Curry (1980-82)
 Kyle Knight (1978)
 Barry Walker (1976-1978)
 Al Dorminy (1971-72)
 Mark Ely (1967-69)
 George Grandy (1964-66)
 Dick Kirk (1962)

27

Jadarrius Perkins (2021-22)
 Dameon Pierce (2018-21)
 Jahari Rogers (2020)
 Joshua Tse (2017-19)
 Quincy Lenton (2016-18)
 Isaac Brinson (2015)
 Willie Bailey (2012)
 Ben Peacock (2011-14)
 Chris Dunkley (2010)
 Adrian Bushell (2008-09)
 Mon Williams (2006-08)
 Telly Concepcion (2006-07)
 DaJuan Lawrence (2003-05)
 Travis Harris (2000-04)
 David Wasielewski (1999)
 Cedric Warren (1997-98)
 Demetric Jackson (1993-96)
 Kendall Cook (1992)
 Brian Montgomery (1990-91)
 Greg Grandison (1989)
 Ernie Mills (1986)
 Neal Anderson (1982-85)
 Barry Tolliver (1981)
 Bill Fiorillo (1978-79)
 Henry Davis (1974-77)
 Richard Luce (1972)
 Jim Getzen (1971)
 Skip Albury (1968-69)
 Mike McCann (1965)
 Allen Trammell (1962)

28

Devin Moore (2022)
 Ty'Ron Hopper (2019-21)
 Kylan Johnson (2015-18)
 Jeremi Powell (2012-14)
 Jeff Demps (2011)
 Deandre Goins (2010)
 Jeremy Brown (2008-09)
 Chris Thomas (2007)
 Chevon Walker (2006)
 Ryan Smith (2006)
 Richard Brown (2003-05)
 Kyle Morgan (2003-05)
 Jermaine Thomas (2003)
 Marquis Westbrook (1999-2002)
 Dock Pollard (1996-98)
 Chris Doering (1992-95)
 Richard Fain (1987-90)
 Stacy Simmons (1986)
 John Spierto (1985)
 Linzey Smith (1982-84)
 Curt Garrett (1979-1980)
 David Wright (1975-77)
 Randy Talbot (1972-74)
 Doug Sorenson (1969-71)
 Gary Bimson (1968)
 Jeff Pomeroy (1967)

29

Trey Smack (2022)
 Khamal Ellison (2020)
 Isaac Ricks (2019-22)
 Jack Ruskell (2017)
 Jeavon Taylor (2016-19)
 Evan Schroeder (2014-15)
 Rhaheim Ledbetter (2012-13)
 Chris Johnson (2011)
 Solomon Schoonover (2010-11)
 Christopher Scott (2009)
 Janoris Jenkins (2008)
 Rashad Dunbar (2007-08)
 Lumar Bentley (2006)
 Eric Rutledge (2005-07)
 Dwright Jackson (2000-03)
 Derrick Corker (1999)
 Mike Peterson (1995-98)
 Thomas Miller (1993-94)
 Kevin Glenn (1992)
 Sam Scavella (1989-91)
 Owen Bartruff (1987, 1988)
 Richard Fain (1986)
 Andre Adams (1985)
 Scott McConico (1983-84)
 Pablo Mila (1980-81)
 Paul Enrico (1978-79)
 Tim Aydt (1976-77)
 Robby Ball (1973-74)

30

Diwun Black (2021-22)
 Taylor Spierto (2021-22)
 Amari Burney (2018-20)
 Garrett Stephens (2015-17)
 DeAndre Goolsby (2014-17)
 Tim Clark (2011-13)
 Michael McNeely (2011-13)
 Chris Pintado (2009)
 John Jones (2007-08)

Earl Everett (2003-06)
 Casey Connor (2002)
 Bennie Alexander (1997-2001)
 Daryl Owens (1996)
 Demetrius Lewis (1995)
 Dossy Robbins (1994)
 Kelvin Randolph (1990-93)
 Steve Loden (1986, 1987)
 Tony Jones (1985)
 Louis Oliver (1984)
 James Jones (1980-82)
 Earl Carr (1975-77)
 Jim Revels (1972-73)
 Paul Maliska (1967-69)

31

Cruz Rushing (2022)
 Jordan Young (2021)
 Chase DeMichele (2020-21)
 Shawn Davis (2017-19)
 Anthony Gigla (2016)
 Jalen Tabor (2015-16)
 Michael McNeely (2014)
 Brian Biada (2010-11)
 Cody Riggs (2010-13)
 Bryan Thomas (2006-08)
 Charles Brown-Rich (2004-05)
 Johnny Lamar (2001-03)
 Cory Bailey (2000)
 Craig Dudley (1996-99)
 Dock Pollard (1995)
 Kenny Times (1994)
 Carlton Miles (1989-92)
 Tony Leon (1988)
 Octavious Gould (1986)
 Joe George (1984, 1985)
 Kent Feely (1983)
 Terry Williams (1978-1980)
 Sammy Lemon (1976)
 James Richards (1974-75)
 Ward Eastman (1972)
 Ellwood Aust (1971)
 Andy Cheney (1969-70)
 Tom Christian (1967-68)
 David Hiers (1963)

32

Mordecai McDaniel (2020-21)
 N'Jhari Jackson (2020)
 Jesiah Pierre (2019)
 Brayton Hundley (2019)
 Adarius Lemons (2017)
 Jordan Cronkrite (2015-16)
 D.L. Powell (2013-15)
 Chris Johnson (2012)
 Gerald Christian (2010-11)
 Dustin Doe (2006-09)
 Reggie Nelson (2005)
 Zephrian Augustine (2003-04)
 Willie Green (2000-02)
 Eugene McCaslin (1995-99)
 Todd Johnson (1998)
 Kedra Malone (1990-94)
 Marquette Oliver (1989)
 Ricky Mulberry (1983-87)
 Doug Kellom (1980)
 Nap Green (1977-79)
 Sammy Lemon (1975)

Andy Summers (1972-74)
 Charles Hood (1969-71)
 Bill McBride (1966-68)
 Alan Poe (1962-65)

33

Princely Umanmielen (2020-22)
 Daniel Cross (2018-22)
 David Reese II (2016-19)
 Tyriek Hopkins (2015-16)
 Chris Maignan (2012-13)
 Mack Brown (2010-14)
 Minch Minchin (2010-11)
 Scott Peek (2008-09)
 Moise Paul (2006-07)
 Kestahn Moore (2006-08)
 Darryon Robinson (2004-05)
 Ran Carthon (1999-2003)
 Teako Brown (1995-98)
 Tony George (1994)
 Errict Rhett (1989-93)
 Kenny Stevens (1988)
 Dwayne Glover (1985-87)
 Calvin Davis (1979-1981)
 Tony Green (1975-77)
 Nat Moore (1973)
 Tommy Durrance (1969-71)
 Larry Smith (1966-68)
 Jack Harper (1963-65)
 Lindy Infante (1960-62)

34

Andrew Savaiinaea (2022)
 Lacedrick Brunson (2017-21)
 Alex Anzalone (2013-16)
 Neil MacInnes (2015)
 Case Harrison (2013)
 Jason Traylor (2011)
 Tim Clark (2010)
 Lerentee McCray (2008-12)
 Reginald Hopkins (2007-08)
 Dorian Munroe (2005-06)
 Lamont Sheppard (2004-06)
 Alik Scott (2004)
 Daryl Dixon (1999-2003)
 Joe Ferguson (1998)
 Luke Farmer (1997-98)
 Jerome Evans (1992-96)
 Brady Ackerman (1991)
 Terrell Jackson (1990)
 Darryl Perry (1986-89)
 Scott McConico (1985)
 Kenneth McLaughlin (1984)
 James Besette (1983)
 Lorenzo Hampton (1981)
 John Whittaker (1979)
 Harold Marshall (1978)
 Tony Waters (1977)
 Vernon Masters (1975)
 John Clifford (1970-72)
 Brian Hipp (1967-69)
 Marquis Baeszler (1964-66)
 Bob Hoover (1960-62)

35

Dakota Mitchell (2021-22)
 William Sawyer (2019-22)
 Kyle Engel (2019)

Malik Langham (2018)
 Joseph Putu (2016-17)
 Chris Williamson (2015)
 Michael Iorio (2013-14)
 Jesse Schmitt (2011-12)
 Ahmad Black (2007-10)
 Cody Worton (2007)
 Eric Sledge (2005-06)
 Reynaldo Hill (2003-04)
 Kennard Ellis (2000-01)
 Dwright Jackson (1999)
 TJ Truxon (1998-99)
 Ernie Dubose (1995-96)
 Michael Gilmore (1990-94)
 James Domineck (1988)
 Brad Beckerman (1986)
 Shannon Burch (1979-1981)
 Carl Prioleau (1977)
 Jimmy DuBose (1973-75)
 John Silman (1970-71)
 Chip Hinton (1965-67)
 Larry Dupree (1962-64)

36

Bryce Capers (2022)
 Chief Borders (2021)
 Corneilus Barnes (2021-22)
 Trey Thompson (2019-20)
 Zack Sessa (2020)
 Robert Clay (2018-19)
 Eddie Giles (2016-17)
 Roger Dixon (2015)
 Eddie Giles (2015)
 David Campbell (2012-13)
 Moses Jenkins (2007-11)
 Nick Brooks (2002-06)
 Ralph Townsend (2002-03)
 Deshawn Carter (2001)
 Matt McCoun (1998-2000)
 Jayme Campbell (1996)
 Carlton Pouncy (1995)
 Kevin Freeman (1990-94)
 Del Speer (1989)
 Anthony Williams (1984-87)
 Vito McKeever (1981-83)
 David Johnson (1978)
 Lenny Lucas (1971-72)
 Jack Burns (1968-70)
 Tom Hungerbuhler (1965-67)
 Richard Skelly (1960-62)

37

Javion Toombs (2022)
 Patrick Mooror (2020-21)
 Tyler Waxman (2019-22)
 Brandon Reddick (2018)
 Patrick Mooror (2017-19)
 Tyriek Hopkins (2017)
 Mark Herndon (2016)
 Isaac O'Neal (2015)
 Mark Herndon (2012-15)
 Ben Sams (2010-11)
 Brandon Sanders (2010-11)
 Marcus Nemeth (2009)
 Butch Rowley (2007-08)
 Vincent Brown (2007-09)
 Tim Higgins (2006)
 Markihe Anderson (2006)

Kalvin Baker (2005)
Tim Higgins (2003-05)
Matt Neddeff (2003-04)
Antoine Sharp (2001-02)
Guss Scott (2000)
Reggie Davis (1995-99)
Teako Brown (1994)
Tyrone Baker (1993)
Eddie Lake (1990-92)
Kirby Langelier (1989)
Tony Lomack (1986)
Dwayne Glover (1984)
Frank Holloway (1979)
Joe Portale (1977-78)
Cary Geiger (1971-73)
Hunter Bowen (1970)
Rocky Doddridge (1968)
Dan Manry (1966-67)
Dallas Johnson (1963)
Bruce Starling (1962)

38

Carlson Joseph (2021-22)
Cahron Rackley (2021-22)
Nick Oelrich (2017-20)
Anthony Giglia (2017-18)
Neil MacInnes (2016)
Nick Oelrich (2016)
Bair Diamond (2015)
Kerollin Francois (2013-15)
Phillip Bellino (2010-11)
Zack O'Quinn (2008)
Lorenzo Campbell (2006-07)
Jonathan Phillips (2005-09)
Taurean Wiggins (2005)
Matt Piotrowicz (2000-04)
Matt Sitter (1999)
Tabious Carter (1998)
Demetrius Lewis (1996)
Pat Lowe (1994-95)
Ryan Ruland (1991-93)
Chuck Wabbersen (1989, 1990)
Willie McGrady (1987, 1988)
Dwayne Ferguson (1986)
Jay Baker (1984, 1985)
Scott Waggoner (1980)
Sammy Raulerson (1979)
Charles Skalaski (1975-77)
Alvin Butler (1972-74)
Harvin Clark (1969-71)
Wayne McCall (1965-67)

39

Fenley Graham (2020-21)
Michael Weir (2019-20)
Brady Walters (2018)
Jacob Mesenger (2017)
Ryan Ferguson (2016-17)
Michael Iorio (2015-16)
Ryan Ferguson (2014-15)
Todd Fennell (2011-12)
Newton Lizima (2010)
Joey Sorrentino (2006-09)
Chris Hetland (2002-06)
Stephen English (2003)
Matt Sitter (2001)
Teddy Sims (1996-99)
Tommy Shannon (1995)

Chris Bilkie (1990-94)
Cedric Smith (1986-89)
Wayne Williams (1985)
Joe Henderson (1982-84)
Larry Slaughter (1981)
Carl Prioleau (1979-1980)
Joe Voor (1978)
Larry Brinson (1974-76)
Nat Moore (1972)

40

Jacob Watkins (2021-22)
Jesiah Pierre (2020)
Marco Ortiz (2019)
Nick Smith (2017-18)
Jarrad Davis (2013-16)
Justin Vogel (2012-13)
David Lerner (2008-11)
Brandon Hicks (2007-10)
Brandon Siler (2004-06)
Reid Fleming (2001-03)
Rod Frazier (1996-2000)
Johnnie Church (1992-95)
Kirk Robinson (1989-91)
Andy Newman (1988)
Gerold Dickins (1983-87)
Bob Kurzu (1979-81)
Tony Waters (1978)
Lewis Gilbert (1977)
David Pope (1972)
Mike Rich (1969-71)

41

Justin Curtis (2022)
James Houston IV (2017-20)
Ryan Farr (2015-18)
Hunter Joyer (2011-14)
Miguel Carodine (2010)
Jamaal Deveaux (2005)
Ryan Stamper (2005-09)
Casey Connor (2003)
Ray Snell (2000-02)
Keith Kelsey (1995-99)
Mike Peterson (1994)
Ed Robinson (1989-93)
John Spierito (1986-88)
Pat Adams (1985)
Jimbo Pratt (1982)
Larry Keefe (1981)
Bo Smith (1977-79)
Andrew Wade (1974)
Roy Mallory (1971-72)
Danny Flanders (1970)
Jim Kelly (1967)
Steve Heidt (1964-66)

42

Kenny Anyaehie (2022)
Rocco Underwood (2021-22)
Jaylin Jackson (2018-20)
Quaylin Crum (2020)
Umstead Sanders (2018-19)
Jordan Smith (2016-17)
Nick Sproles (2016-17)
Keanu Neal (2013-15)
Blake Castillo (2011)
Eric Strack (2010)
Steven Wilks (2007-10)
Billy Latsko (2006)

Miguel Carodine (2006-09)
Billy Latsko (2003-05)
Byron Hardmon (1999-2002)
Jevon Kearse (1995-98)
Darren Hambrick (1993-94)
Shea Showers (1992)
Chris Doering (1991)
Henry Haston (1991)
Ron Perez (1990)
James Massey (1983-87)
Joe McTeague (1982)
Johnny Gaffney (1978-1981)
Don Dickey (1975)
Larry Frosch (1971)
Garry Walker (1968-70)
John Feiber (1964-66)
Pete Stroud (1963)

43

Curran Webb (2022)
Nicolas Sutton (2018-21)
Tommy Townsend (2018-19)
Cristian Garcia (2017)
Glenn Jarriel (2015-18)
Mark Norvelis (2015-16)
Kyle Crofoot (2011-14)
Jelani Jenkins (2009-10)
James Smith (2004-08)
Darryl Gresham Jr. (2005)
Andrew Jones (2004)
Matt Fariior (1999-2003)
Josh Korn (1997-98)
Chuck Marks (1998)
Matt Teague (1995-96)
Terry Jackson (1994)
Elijah Williams (1993)
Judd Davis (1992)
Ben Hanks (1991)
Pete Archie (1990)
Curtis White (1987, 1988)
Arthur White (1983-86)
Sonny Gilliam (1980-82)
John Faix (1968-71)
Graham McKeel (1964-67)
Jim O'Donnell (1961-63)

44

Jack Pyburn (2022)
Daquan Newkirk (2021)
Brandon Becar (2020-21)
Garrett Conner (2018-19)
Rayshad Jackson (2015-18)
Tucker Nordman (2016-17)
Kyle Christy (2011)
Leon Orr (2011-13)
Jason Traylor (2010)
Ean McQuay (2007-09)
Duke Lemmens (2007-10)
Marcus Thomas (2003-06)
Jay Pattella (2002)
Rob Roberts (1999-2001)
David Wasielewski (1998)
Trey Killingsworth (1997)
James Bates (1992-96)
Ephesians Bartley (1988-91)

Reggie Corlew (1984-87)
Derald Williams (1979-81)
Willie Wilder (1976-77)
Joel Parker (1971-73)
Ted Hager (1968-70)
Richard Trapp (1965-67)
Billy Joe James (1963-64)
Tom Kelley (1960-62)

45

Eddie Battle (2022)
Marco Ortiz (2020-22)
Clifford Taylor IV (2019-20)
Charles Nordman (2016-17)
R.J. Raymond (2014-18)
Antonio Riles (2013)
Newton Lizima (2011)
Christian Estevez (2010)
T.J. Pridemore (2008-10)
Bo Howard (2006-07)
Alex Bennett (2006)
Michael Brown (2004)
Eddie Hatch (2002-03)
Andra Davis (1997-2001)
Alan Rhine (1996)
Jason Bartley (1991-95)
Kendall Cook (1991)
Joey Frederick (1990)
Pat Moore (1986-89)
Leon Pennington (1982-85)
Mike Ricketts (1979-81)
Carlos Alvarez (1969-71)
Tom Abdelnour (1967)
Don Knapp (1965-66)
Ron Pursell (1962)
Ron Goodman (1960-61)

46

Jack Brady (2019-22)
Will Thomas (2016-19)
Harry Gornto V (2016-18)
LeAndre Rembert (2013-15)
Drew Ferris (2010-14)
Michael Ross (2008-10)
Cody Worton (2008-09)
Kyle Pupello (2006)
Jarvis Herring (2001-05)
Pat Kelly (2003)
Pat Kelley (2002)
Eric Jonsson (1999-2000)
Rob Roberts (1998)
Mike Gipson (1997)
Xavier McDaniel (1993-96)
Demetric Jackson (1992)
Ainsely Carry (1991)
Brent Ellis (1990)
Webbie Burnett (1986, 1987)
Joey Nicoletto (1985)
Fred McCallister (1981-83)
David Dent (1980)
Tony Robinson (1978-79)
Jim Revels (1971)
Jimmy Barr (1969-71)
Robbie Rebol (1967)
Willie Lager (1961-63)

47

Jace Christmann (2021)
Justin Pelic (2019-22)
Austin Perry (2017-20)
Issac Ricks (2017-18)
Jonathan Haney (2015-16)
John Crofoot (2009-12)
Greg Taussig (2008)
Brandon Antwine (2006-10)
Todd McCullough (2001-05)
Alan Rhine (1999-2000)
Rod Graddy (1996-98)
Matt Pearson (1991-95)
Jeff Reuter (1988)
Clete Davis (1984)
Bruce Vaughn (1980-83)
Tom Wiegmann (1979)
Jim Kreis (1976-77)
Roy Mallory (1973)
Mike Palahach (1969)
Tom Campbell (1962-63)

48

Noah Keeter (2020-22)
Brett DiGuardi (2016-20)
Edwitch Merisier (2016-17)
Anthony Harrell (2015)
William Few (2013)
Wes Owings (2012)
Neiron Ball (2010)
Rick Burgess (2008-09)
Marquis Hannah (2007-09)
Javier Estopinan (2004-06)
Tyler Guettler (2003)
Larry Kendrick (2001-02)
Roderick Royal (1999-2000)
Alex Brown (1997)
Cedric Warren (1996)
Dexter Daniels (1992-95)
Matt Hurbanis (1990-91)
Todd Gatlin (1985-88)
Clifford Charlton (1984)
Doug Drew (1981-83)
Artie Kempner (1980)
Jimbo Pratt (1979)
Rod Brooks (1978)
Joe Allen (1974-75)
Gary Petersen (1970-71)
Wayne Barfield (1965-67)

49

Adam Mihalek (2021-22)
Jacob Tilghman (2015-19)
Cameron Town (2017)
Devin Grimm (2015)
A.J. Mobley (2014)
Darrin Kitchens (2010-13)
Andrew Johnson (2006-07)
Jermaine Cunningham (2006-09)
Shane Cimock (2003-05)
Terrence Holmes (2002-04)
Jeff Chandler (1998-2001)
Zuri Buchanan (1996)
Tyrone Baker (1995)
Dwayne Thomas (1994)
Henry Haston (1993)
Andy Kissenberth (1992)
Judd Davis (1991)

ALL-TIME NUMERICAL ROSTER (Since 1960)

Hank Rone (1989)
 Joey Nicoletto (1985-88)
 Bill Nelson (1983-84)
 Fernando Jackson (1979-82)
 Steve Blair (1975-77)
 Pat Floyd (1974)
 George Wester (1971)
 Jim Kelly (1970)
 Tommy Glenn (1965-67)

50

Kaleb Boateng (2021)
 Tanner Rowell (2019)
 Marco Ortiz (2018)
 Jeremiah Moon (2016-17)
 Darius Singletary (2015)
 Octavius Jackson (2013)
 Cody Hampton (2009-11)
 Sam Robey (2008-12)
 Chris Pintado (2006-08)
 Jay Patella (2003-05)
 Branden Daniel (2004)
 Marcus Oquendo-Johnson (1998-2002)
 Kavin Walton (1994-96)
 Gantt Crouch (1992-93)
 Brad Culpepper (1988-91)
 Pat Pinner (1985-87)
 Phil Bromley (1982-84)
 Yancey Sutton (1977-1980)
 Kevin Logan (1977-76)
 Ricky Browne (1971-73)
 Mike Kelley (1968-70)
 Max Bilinski (1962-64)

51

Stewart Reese (2020-21)
 Ventrell Miller (2017-22)
 Antonio Riles Jr. (2014-17)
 Michael Taylor (2010-14)
 Brandon Spikes (2006-09)
 Bryan Royal (2002-05)
 Rod Royal (2001)
 Reid Fleming (2000)
 Ryan Kalich (1995-99)
 Anthony Ingrassia (1992-94)
 Gregg Diamond (1990-91)
 Greg Baldwin (1987-89)
 John Scott (1985)
 Rodney Billett (1983-84)
 Tim Newton (1981-82)
 Bill Allen (1981)
 David Little (1978-1980)
 Robbie Moore (1973-76)
 Mark King (1971-72)
 Brad Powell (1968-70)
 George Dean (1967)
 Bill Carr (1964-66)
 Russell Staples (1962)

52

Jalen Farmer (2022)
 Antwaun Powell-Ryland Jr. (2020-22)
 Quaylin Crum (2017-19)
 Travaris Dorsey (2014-15)
 Steven Stipe (2013-16)
 Jon Bostic (2009-11)
 Darryl Gresham Jr. (2006)
 Alvin Butler (2003-05)

Chris Reynolds (1998-2002)
 Dwayne Thomas (1995-97)
 David Swain (1992-94)
 Anthony Riggins (1991)
 Chris Bromley (1986-90)
 Webbie Burnett (1985)
 Ricky Williams (1982-84)
 Phil Pharr (1978-1980)
 Vernon Barber (1974-75)
 Jan Gowland (1972)
 Bernie Byers (1968)
 Bobby Adams (1967)
 Roger Pettee (1963-64)

53

Chase Whitfield (2019-22)
 Brendan Ackerman (2017)
 Kavaris Harkless (2014-18)
 Cody Adams (2012-13)
 Scott Peek (2010-11)
 Mike Williamson (2009)
 Jamaal Deveaux (2006-08)
 Joey Viscusi (2004-05)
 Alik Scott (2002-03)
 Wesley Bryant (2001)
 Tommy Hilliard (1998-2000)
 Thaddeus Bullard (1996)
 Kevin Johnson (1991-95)
 Brent Ellis (1987-89)
 Frank McCarthy (1982-86)
 Joe Good (1981)
 Rod Brooks (1979-1980)
 Matt Morrall (1978)
 Charlie Williams (1975-77)
 Kim Helton (1967-69)
 Bruce Culpepper (1960-62)

54

O'Cyrus Torrence (2022)
 Lamar Goods (2020-21)
 Gerald Mincey (2020-21)
 Khairi Clark (2014-18)
 Cameron Dillard (2013-16)
 Christopher Guido (2010-12)
 Brendan Beal (2008-09)
 Roderick Blackett (2006-08)
 Doug Guziec (2002-05)
 David Jorgensen (1998-2002)
 Willie Rodgers (1993-97)
 Lex Smith (1991-92)
 Mark Murray (1986-90)
 Greg Burden (1984, 1985)
 Ricky Nelson (1983)
 Bill Allen (1982)
 Van Jones (1980)
 Van Jones (1979)
 James Harrell (1978)
 Herb Cain (1976)
 Mike Berry (1974-75)
 Ward Eastman (1973)
 Dave Barnhardt (1967-68)
 Gary Cliett (1962)

55

Antonio Valentino (2021)
 Kyree Campbell (2017-20)
 Hayden Knighton (2020)
 Noah Banks (2018-19)

Thomas Holley (2015)
 Roderick Johnson (2014)
 Darius Cummings (2013-14)
 Graham Stewart (2011)
 Mike Pouncey (2007-10)
 Jon Demps (2005-06)
 Channing Crowder (2003-04)
 Mike Gulla (2002)
 Travis Carroll (2000-01)
 Tron LaFavor (1999)
 Willie Cohens (1995-98)
 Kenny Times (1993)
 Shawn Wilson (1992)
 Scot Brantley (1977-79)
 Jimmy Ray Stephens (1975)
 Ralph Ortega (1972-74)
 Richard Kensler (1969-71)

56

Christian Williams (2022)
 Jean Delance (2018-21)
 Tedarell Slaton (2017-20)
 Cristian Garcia (2015-16)
 Thomas Holley (2014)
 Andre Palmer (2013-14)
 Dan Wenger (2011)
 Maurkice Pouncey (2007-09)
 Darryon Robinson (2006)
 Pat Kelley (2005)
 Eric Holcombe (2003-04)
 Billy Latsko (2002)
 Lance Butler (2001)
 Daryl Owens (1997-2000)
 Cameron Davis (1993-96)
 Harvey Thomas (1992)
 Tony Rowell (1990-91)
 Thomas Johnson (1989)
 James Spear (1988)
 Clifford Charlton (1985-87)
 Tim Newton (1983-84)
 Ryan Fraser (1980-82)
 Dave Onorato (1979)
 Ryan Fraser (1979)
 Doug Schroeder (1976-78)
 Jimmy Kynes Jr. (1972-74)
 Mark Buell (1971)
 David Peek (1970)
 Nick Sinaridi (1967-69)
 Charlie Pippin (1966)
 Jim Bernhardt (1962-63)

57

David Conner (2022)
 Coleman Crozier (2018-21)
 Elijah Conliffe (2017)
 Caleb Brantley (2013-16)
 Dakota Wilson (2012-13)
 Samuel Johnson (2009-10)
 Carl Johnson (2006-10)
 Jeremy Mincey (2004-05)
 Bobby McCray (1999-2003)
 Scott Bryan (1995-98)
 Kevin Carter (1991-94)
 Jerry Odom (1987-90)
 Scott Armstrong (1984-86)
 Mark Hurm (1981-83)
 Tim Golden (1978-1980)
 Bobby Swanz (1975-77)

David Poff (1971-72)
 Tom Abdelnour (1968-69)

58

Austin Barber (2021-22)
 Jonathan Greenard (2019)
 Josh Inman (2015)
 Jahim Lawrence (2015-18)
 Dominique Easley (2010)
 Nick Alajajian (2009-12)
 Christopher Guido (2009)
 Jamael Autry (2008)
 Mike Williamson (2006-08)
 Kenny Parker (2001-04)
 Todd Poitier (1999-2000)
 Johnny Rutledge (1995-98)
 Willie Cohens (1994)
 Harold Monk (1991-93)
 Mike Kerr (1989, 1990)
 Ron Moten (1982-86)
 Ray Lawrence (1978-1980)
 Larry Cline (1976-77)
 Melvin Flournoy (1974)
 Ron Doll (1971)
 Fred Abbott (1970)
 Wayne Compton (1968)
 Gary Cliett (1963)
 Roger Pettee (1962)

59

Hayden Clem (2022)
 Danny Weldon (2016-18)
 T.J. McCoy (2015-18)
 Dakota Wilson (2014-15)
 John Fairbanks (2006-10)
 Julian Riley (2003-05)
 Mike Nattiel (1999-2002)
 Art Link (1998)
 Wyley Ritch (1993-97)
 Clarke Tanner (1992)
 Cal Dixon (1988-91)
 Jason Lamberth (1985-87)
 Mark Korff (1983-84)
 Doug Smith (1980-82)
 Jim Kreis (1978-79)
 Mark Maynor (1975-76)
 Rick Boedy (1973)
 Butch Condon (1971)
 Gary Kadric (1969)
 Donnie Williams (1968)
 John Lamb (1966)
 John Watson (1965)
 Jimmy Morgan (1962-63)

60

Jackson Crozier (2022)
 Da'Quan Thomas (2019)
 Houston Underwood (2018)
 Zach Shinn (2014-16)
 William Steinmann (2008-10)
 Zach King (2003)
 Bryan Savelio (2001-02)
 Wes Worthington (2000)
 Thomas Moody (1998)
 Fred Hagberg (1996-97)
 Henry McMillian (1992-94)
 Mark White (1988-91)
 Richard Chaison (1987)

Charles Wright (1986)
 Don Tinny (1985)
 Billy Hinson (1982-84)
 Tom Schuh (1981)
 Bubba Pratt (1977-79)
 Pete Morley (1974)
 John Lacer (1971-73)
 Donnie Williams (1969-70)
 Ray Pilcher (1968)
 John Lamb (1967)
 Jim Benson (1964-66)
 Jack Katz (1962-63)

61

Nicolas Flynn (2022)
 Brett Heggie (2016-20)
 Gary Beemer (2008-10)
 Vernon Shelton (2005-07)
 Mo Mitchell (2001-04)
 Gerald Warren (1997-2000)
 Buck Gurley (1996)
 Brian Kovack (1995)
 Ellis Johnson (1991-94)
 Brian Rooney (1990)
 Joey Frederick (1989)
 Kevin Sills (1985-88)
 Pepper Downie (1981-84)
 Ron Coleman (1977-1980)
 Gerald Loper (1973-75)
 Jim Heck (1972)
 Gene Conrad (1969-70)
 Eddie Foster (1967-68)
 Allan Holt (1962)

62

Griffin McDowell (2018-20)
 James Washington (2017)
 Andrew Ivie (2015)
 Cole Gilliam (2011-12)
 Tucker Blanton (2010)
 Hayden Chance (2009)
 Lamar Abel (2007-08)
 Ronald Dowdy (2002-04)
 James Stone (2003-04)
 Bennie Mills (2000-01)
 Corey Yarbrough (1995-99)
 Dean Golden (1990-94)
 Greg Diamond (1989)
 Chris Birch (1987, 1988)
 Rich Desnoyers (1986)
 Alonzo Mitz (1982-85)
 John Whittaker (1981)
 Joe McTague (1980)
 Mark G'Francisco (1979)
 Mark Midden (1977-78)
 Gavin Sprietsma (1975-76)
 Jeff Cain (1974)
 Joe Sheppard (1971-72)
 Mac Steen (1967-69)
 Red Anderson (1964-66)
 Jerome Jones (1962-63)

63

Tyler McVay (2016)
 Trip Thurman (2011-15)
 Cole Gilliam (2009-10)
 Jim Tartt (2004-08)
 Jonathan Marvin (2001-05)

Aaron Deal (1998-2000)
Tommy Hilliard (1997)
Josh Corey (1993-96)
Craig Carey (1992-93)
Wesley Sheffield (1991)
Tony Daniels (1989)
Tracy Daniels (1984-88)
Joe Good (1983)
Lawrence Patrick (1981-82)
Wally Smojver (1979-1980)
Wally Hough (1977)
Don Swafford (1976, 78)
Mike Williams (1973-75)
Walter Hutchinson (1971)
Bruce Cutright (1969)
Gary Duven (1967)
Jack Thompson (1961-63)

64

Riley Simonds (2019-22)
Tyler Jordan (2015-18)
Kyle Koehne (2009-13)
Kyle Newell (2006-08)
Anthony Guerrero (2003-04)
Jarod Lloyd (2002)
David Kearley (1998-2001)
Jason Perry (1997)
Derrick Chambers (1996)
Jeff Turner (1992)
David Swain (1991)
Philip Johnson (1989, 1990)
Richard Chaison (1988)
Mark Seager (1987)
Ray West (1986)
Greg Cleveland (1983-85)
Sam Garland (1982)
Mark G'Francisco (1980-81)
Bill Bennek (1977-79)
Keith Tribble (1975-76)
Burton Lawless (1972-74)
Gary Padgett (1971)
Eric Taggart (1970)
Gunnar Paulson (1969)
Mike Santille (1968)
John Whatley (1963-65)
Bob Hosack (1960-62)

65

Kingsley Eguakun (2019-22)
Jawaan Taylor (2016-18)
Tommy Jordan (2011-12)
Glen Watson (2009-10)
Brad Hiers (2006-08)
Billy Griffin (2003-04)
Arpedge Rolle (1999-2002)
Sean Ladd (1996)
Scott Perry (1995)
Derek Walker (1993-94)
Jerry Scranton (1992)
James Chasko (1991)
Rick Wells (1989)
Jack Gerzina (1984, 1985)
Dan Plonk (1979-82)
Gary Lenard (1977-78)
Robert Adkins (1975)
Jimmy Ray Stephens (1973)
Ray Pilcher (1970-71)
Robbie Rebol (1968-69)

Charlie Gaussiran (1963)
Wade Entzminger (1961-62)

66

Jake Slaughter (2021-22)
Jaelin Humphries (2019-22)
Nick Buchanan (2015-19)
James Wilson (2007-12)
Todd Bunce (2002-05)
Erik Strange (1997-2001)
Keith Council (1993-96)
Dexter Smith (1989-92)
Keith Williams (1982-85)
Robin Fisher (1979-81)
Scott Hutchinson (1975-77)
David Hitchcock (1971-73)
Randy Warbritton (1969)
J.D. Pasteris (1966-67)
Larry Beckman (1963-65)

67

Richie Leonard (2020-22)
Chris Bleich (2019)
Brandon Sandifer (2015-16)
Jon Halapio (2009-13)
Jess Williams (2008)
Drew Miller (2004-07)
Steven Bell (2002-03)
Tony Charles (1999)
Jayme Campbell (1997)
Mark Campbell (1992-95)
Jerry Scranton (1991)
Scott Ball (1989)
Keith Williams (1986)
Jimmy Davis (1983-87)
Alton Jones (1982)
Val Brown (1981)
Alex Hewko (1979-80)
Jay Johnson (1978-79)
Darrell Carpenter (1974-76)
Tripp Whitaker (1971)
Danny Williams (1968)
Bob Young (1967)
Gerald Odom (1963)
Larry Travis (1960-62)

68

Richerd Desir-Jones (2015-17)
John Reichardt (2012)
Leon Orr (2010)
Jim Barrie (2006-08)
Mike Degory (2001-05)
Elton Proskine (1999)
Scott Wise (1997-98)
Elijah Brown (1993-95)
Jace Davis (1992)
Kirby Langelier (1991)
David Swain (1990)
Rhondy Weston (1985-88)
Thomas Lockett (1984)
John Hunt (1981-83)
Andy Smith (1980)
Harold Galloway (1978-79)
Steve Kiefer (1976-77)
Fred Abbott (1971-72)
Alan Cole (1968-70)
Bill Richbourg (1962-64)

69

Marcus Givens (2015-17)
Nick Davis (2013-14)
Eddie Haupt (2004-07)
Casey Griffith (1999-2004)
Zach Piller (1996-98)
P.J. Harrison (1993-95)
Brian Fisher (1990-92)
Steve Minkley (1988)
Steve Scoggins (1987)
Earl Hiott (1985, 1986)
Donnie Miller (1983-84)
Dan Fike (1979-82)
Alex Hewko (1978-79)
Dennis Forrester (1975-76)
Dale Hutcherson (1969-71)
Bill Dorsey (1967-68)
John Oliva (1962)

70

Michael Tarquin (2019-22)
Tanner Rowell (2017-18)
Forrest Palmore (2015)
D.J. Humphries (2012-14)
Shawn Schmieder (2009-10)
Ronnie Wilson (2005-06, 2008)
Chris Parker (2003-04)
Dewayne DuBose (2000-02)
Cooper Carlisle (1995-99)
Richard Hornsby (1994)
Marlon Dixon (1992)
Scott Joslyn (1991)
Glenn Neely (1987-90)
Todd Lamberton (1985, 1986)
Scott Trimble (1982-84)
Andy Smith (1981)
Joe Wickline (1978-1980)
Dennis Forrester (1977)
Joe Pupello (1974-76)
Gary Padgett (1972-73)
Danny Williams (1969-71)
Mike Healey (1967-68)
Wally Colson (1964-66)
John Dent (1962-63)

71

Chris Howard (2017-21)
Nick Villano (2015-18)
Nolan Kelleher (2014)
Matt Patchan (2008-12)
Corey Hobbs (2006-07)
Doug Pokorny (2004-05)
Ryan Carter (2002-03)
Mike Pearson (1998-2001)
Jeff Mitchell (1992-96)
Tony McCoy (1989-91)
Scott Travis (1990)
Tony McCoy (1987, 1988)
Matt Wichman (1986)
Sam Garland (1984, 1985)
Jim Kalamaras (1980-82)
Greg Barrow (1979)
Jim Kalamara (1979)*
Michael DuPree (1976-78)
Jeff Kanter (1975)
Mike Smith (1974)
Bob Stephens (1970-71)
Jim Hadley (1968-69)

Britt Skrivanek (1967)
John Preston (1964-66)
Fred Pearson (1962-63)

72

Josh Braun (2021)
Stone Forsythe (2016-20)
Drew Sarvary (2014)
Jonotthan Harrison (2009-13)
Shawn Schmieder (2007-08)
Lance Butler (2002-05)
Thomas Moody (2000-01)
Russ Gravlee (1999)
Deac Story (1994-98)
Greg Gingelski (1990-93)
John Durden (1985-89)
Gary Ellis (1982-84)
Vince Jones (1981)
Dock Luckie (1977-1980)
Dan Grebe (1974, 76)
Len Fuller (1971)
Billy Dowdy (1970)
Fred Abbott (1969)
Terry Morris (1967-68)
Larry Sagner (1964-65)
John Thompson (1962)

73

Mark Pitts (2020-22)
Martez Ivey (2015-18)
Tyler Moore (2013-14)
Sharrif Floyd (2010-12)
Xavier Nixon (2009-10)
Byran Jones (2008)
Carlton Medder (2003-07)
Jonathan Lively (2001-02, 2004)
Earnest Smith (2000)
Pat Browning (1995-98)
Jim Watson (1990-93)
David Williams (1984-88)
Buddy Schultheis (1981-83)
Steve Tanner (1978-79)
Bruce Mulliniks (1976)
Sylvester King (1975-77)
Bob Hackney (1971-72)
Mike Field (1968, 70)
Steve Clark (1967)
Bob Lyle (1963-64)
Anton Peters (1960-62)

74

Will Harrod (2019-22)
Fred Johnson (2015-18)
Trenton Brown (2013-14)
Jessamen Dunker (2012)
Maurice Hurt (2006-10)
Randy Hand (2002-05)
Zac Zedalis (1996-2001)
Jason Odom (1992-95)
Gantt Crouch (1990-91)
Jason McLellan (1988)
Jeff Zimmerman (1983-86)
Vince Jones (1982)
Gary Ellis (1981)
Wally Hough (1978-1980)
Bruce Mulliniks (1974-75)
Kris Anderson (1971-73)
Jack Youngblood (1968-70)
Don Giordano (1967)

Sidney MacLean (1962-64)

75

Kamryn Waiter (2022)
T.J. Moore (2017-20)
Tanner Rowell (2016)
Mason Halter (2015)
Chaz Green (2010-14)
Phil Trautwein (2004-08)
Shannon Snell (2000-03)
Ben Brown (1997-99)
Donnie Young (1992-96)
Craig Carey (1990-91)
Jason McLellan (1987)
Richard Starowesky (1985-89)
Lomas Brown (1981-84)
Jim Subers (1979-80)
David Starkey (1972-75)
Eddy Moore (1970-71)
Bob Stephens (1968)
Doug Splane (1967)
Gerald Odom (1962)

76

Richard Gouriage (2018-22)
Kadeem Telford (2017)
Marcel Benalcazar (2015)
Max Garcia (2012-14)
Marcus Gilbert (2006-10)
Tavares Washington (2003-05)
Chad Tidwell (2000-02)
Michael Younkin (1996-99)
Zach Piller (1995)
Keith McMahon (1994)
Ryan Taylor (1990-93)
Brad Hatcher (1986-89)
Thomas Lockett (1985)
Mark Spicer (1984)
Tony Hensley (1983)
Glenn Meyers (1981)
Greg Barrow (1979-80)
Robert Weaver (1979)
Jimmie Clark (1978)
Mike Guido (1977)
George Sullivan (1975-76)
Paul Parker (1972-74)
David Peek (1971)
Jim Kiley (1968-70)
Paige Cutcliffe (1967)
Dennis Murphy (1962-64)

77

Ethan White (2019-22)
Antonneous Clayton Sr. (2018)
Andrew Mike (2014-17)
Ian Silberman (2010-13)
Jason Watkins (2004-08)
Max Starks (2000-03)
Cheston Blackshear (1995-99)
Eric Johnson (1993-94)
Nick Quintana (1992)
Hersham Ismail (1988-91)
Bob Sims (1986, 1987)
Crawford Ker (1983-84)
Jon Redmond (1979-82)
Mark Totten (1975-77)
Mike Stanfield (1972-74)
Robert Harrell (1969-71)
Guy Dennis (1967-68)
Frank Lasky (1962-63)

ALL-TIME NUMERICAL ROSTER (*Since 1960*)**78**

Yousef Mugharbil (2021-22)
 Josh Braun (2020)
 Ricardo Benalcazar (2017)
 David Sharpe (2014-16)
 Trevon Young (2013)
 David Young (2008-11)
 Simon Codrington (2006-07)
 Michael Brown (2005)
 Jonathan Colon (2001-04)
 Kenyatta Walker (1997-2000)
 Todd Holland (1996)
 Reggie Green (1992-95)
 Mark Campbell (1991)
 John Williams (1989, 1990)
 Doug Evans (1987)
 Tommy Duhart (1984, 1985)
 Larry Douglas (1983)
 Russell Gallon (1981-82)
 Dozyier Hinton (1976-79)
 Dan Grebe (1975)
 Clint Griffin (1972-74)
 Sandy Ellison (1971)
 Skip Amelung (1968)
 George Dean (1967)
 Dennis Tschetter (1962-64)

79

Jordan Herman (2022)
 Hayden Clem (2021)
 Jean Delance (2017)
 Daniel Justino (2017)
 Dallas Bruch (2016)
 Daniel Justino (2016)
 Donovan Welch (2015)
 Quinteze Williams (2013)
 Matthew Fuchs (2012-14)
 Corey Hobbs (2008-09)
 Jamael Autry (2007)
 Steve Rissler (2003-06)
 Bobby Williams (2001-02)
 Leon Hires (1998-2000)
 Mo Collins (1994-97)
 Keith McMahon (1993)
 Sam McCorkle (1992)
 Mark Grimes (1991)
 Josh Taotoai (1989)
 Charlie Wright (1987-1988)
 Walter Byrd (1984-86)
 Jon Moyle (1981-83)
 David Mabardy (1978-79)
 David Forrester (1975-77)
 Joe Wunderly (1972-74)
 Bill Dowdy (1971)
 Wayne Griffith (1968-69)
 Larry Fairall (1962-63)

80

Zak Sedaros (2022)
 Gage Wilcox (2021)
 Trent Whittemore (2019-20)
 C'yontai Lewis (2014-18)
 Ja'Juan Story (2011)
 Desmond Parks (2009-10)
 Trent Pupello (2006)
 Nyan Boateng (2005)
 Bernard Middleton (2004)
 Reggie Vickers (2001-03)

Alex Willis (1997-2000)
 Shawn Nunn (1992-96)
 Sarola Palmer (1991)
 Henry Haston (1990)
 Mark McGriff (1986-88)
 Darrell Woulard (1985)
 Bob Vitello (1983)
 Chris Faulkner (1979-82)
 Paul Faulkner (1979)
 Ron Enclade (1975-76, 78)
 Tony Anderson (1974)
 Ken Booth (1971)
 Tim Good (1970)
 Gene Peek (1968-69)
 Brian Jetter (1966-67)
 Barry Brown (1963-65)
 Sam Holland (1960-62)

81

Arlis Boardingham (2022)
 Daejon Reynolds (2021)
 Dante Lang (2018-20)
 Antonio Callaway (2015-17)
 Case Harrison (2014)
 Marqui Hawkins (2013)
 Darius Masline (2012-13)
 A.C. Leonard (2011)
 Robert Clark (2010)
 Aaron Hernandez (2007-09)
 Dallas Baker (2002-06)
 Ronald Dowdy (2000-01)
 Nick Schiralli (1997-99)
 Jamie Richardson (1995)
 Travis McGriff (1994)
 Monty Duncan (1990-92)
 Geoff Pappas (1988)
 Clifton Reynolds (1986, 1987)
 Bob Hoffman (1985)
 Mark McGriff (1984)
 Randy Clark (1982-83)
 Bill Allen (1980)
 Juan Collins (1978-79)
 Hank Foldberg (1971-73)
 Jan Gowland (1970)
 Britt Skrivaneck (1968)
 Rex Rittgers (1967)
 Gary Thomas (1963-65)

82

Ja'Markis Weston (2019-22)
 Moral Stephens (2014-18)
 Bair Diamond (2012-13)
 Omarius Hines (2008-11)
 Christopher Coleman (2007)
 Louis Murphy (2005-06)
 Otto Graham (2003-04)
 Aaron Walker (1999-2002)
 Dwight Edge (1996-98)
 Greg See (1995)
 Aubrey Hill (1991-94)
 Charlie Dean (1989, 1990)
 Jeff Day (1988)
 Walter Odom (1983-87)
 Mike Mularkey (1980-82)
 Jimbo Donigan (1979)*
 Jim Subers (1978)
 Larry Adams (1971)
 David Ghesquiere (1967-69)

Don Barrett (1964-66)
 Larry Gagner (1963)
 Floyd Dean (1962)

83

Joshua Tse (2020-21)
 Rick Wells (2016-19)
 Jake McGee (2014-15)
 Solomon Patton (2010-13)
 David Nelson (2005-09)
 Anthony Scott (2005)
 Darrell Carpenter (2002-04)
 Kirk Wells (1999-2001)
 Thomas Hewitt (1997-98)
 Jason Dean (1995-96)
 Taras Ross (1993)
 Henry Haston (1992)
 Kevin Glenn (1991)
 Harvey Thomas (1988-90)
 James Jones (1984-86)
 Dwayne Dixon (1981-83)
 Joe Voor (1979)
 Rocky Rote (1976-78)
 Ray Brown (1971)
 Ken Ratcliffe (1968)
 Jack Coons (1965-67)
 Russ Brown (1962-63)

84

Nick Elksnis (2021-22)
 Kyle Pitts (2018-20)
 Trey Thompson (2017-18)
 Camrin Knight (2015-16)
 Colin Thompson (2012-13)
 Quinton Dunbar (2010)
 Christopher Coleman (2009)
 Tate Casey (2004-08)
 Ben Troupe (2000-03)
 Elgin Hicks (1999)
 Rob Roberts (1997)
 David Nabavi (1995-96)
 Harrison Houston (1990-93)
 Darrell Woulard (1988)
 Bogie Statham (1986)
 Scott Lang (1984, 1985)
 Rusty Moore (1981)
 Van Jones (1978-79)
 Jimmy Stephens (1976)
 Chris McCoun (1971-73)
 Jerry Coker (1970)
 Bill Dowdy (1969)
 Steve Ely (1966-68)
 Lynn Matthews (1963-65)
 Neal Sneed (1962)

85

Scott Isacks III (2022)
 Kevin Johnson (2020-21)
 James Robinson (2017)
 Chris Thompson (2013-16)
 Lynden Trail (2010)
 Frankie Hammond Jr. (2008-12)
 Greg Taussig (2006-07)
 Andrew Fritze (2006-08)
 MacKenzie Pierre (2002-05)
 Hunter Cain (2003-04)
 Reggie Vickers (2000)
 Ian Skinner (1999)

Trey Killingsworth (1998)
 Steve Shipp (1997)
 Ian Skinner (1996)
 George Rushing (1990-92)
 Mike Brandon (1989)
 Tim Thompson (1988)
 Tom Peddie (1982-85)
 David Galloway (1978-1981)
 Don Swafford (1977)
 Keith Tribble (1974)
 Mike Moore (1971-73)
 Bob Coleman (1969)
 Paul Ewaldsen (1963-66)
 Steve Long (1962)

86

Jordan Pouncey (2020-22)
 Andres Saldivar (2017-19)
 Jacob Finn (2016-18)
 Raphael Andrades (2012-15)
 Levi Leigh (2008)
 Riley Cooper (2006-07)
 Dane Guthrie (2004)
 Darrell Lee (2000-03)
 Sean Ladd (1997)
 Charlie Dean (1991-93)
 Alonzo Sullivan (1988-90)
 Doug Evans (1986)
 Kenneth McLaughlin (1985)
 Gary Rolle (1982-84)
 Vince Jones (1979-80)
 Dan McCravy (1971)
 Rick Schmidt (1969)
 George Dean (1968)
 Bernie Byers (1967)
 Chip Hoyer (1964-65)
 Bob Lindsey (1962-63)

87

Jonathan Odom (2020-22)
 Dennis Gross (2018-19)
 Kalif Jackson (2015-17)
 A.J. Mobley (2012-13)
 Tevin Westbrook (2012-14)
 William Steinmann (2011)
 Josh Postell (2009-10)
 Justin Williams (2006-07)
 Jimmy Newmeyer (2003-05)
 Danny Heard (2000-01)
 Robby Stevenson (1995-98)
 Chris Braun (1993-94)
 Cameron Davis (1992)
 Terrell Jackson (1991)
 Aubrey Hill (1990)
 Kelvin Calhoun (1987-88)
 Rodney Jones (1982-86)
 Mike Clark (1978-1980)
 Larry Frosch (1972)
 Jim Yancey (1968, 70-71)
 Mike Santille (1966-67)
 Ken Werth (1962)

88

Marcus Burke (2021-22)
 Kemore Gamble (2017-20)
 Adam Shuler (2019)
 Tommy Townsend (2016-17)
 Ryan Sousa (2015)

Clay Burton (2011-14)
 Michael McFarland (2010)
 Paul Wilson (2007-08)
 Cam Brewer (2005-06)
 David Kenner (2003-04)
 Alex Kish (2001-02)
 Elgin Hicks (2000)
 Erron Kinney (1998-99)
 Taras Ross (1994-97)
 Jeremy Kennedy (1991-93)
 Kirk Kirkpatrick (1986-90)
 Mark McGriff (1985)
 Duncan Parham (1984)
 Wilber Marshall (1981-83)
 James Jones (1979)*
 Tony Stephens (1977-78)
 Alvis Darby (1973-75)
 Richard Buchanan (1969-71)
 Jim Yarbrough (1966-68)
 Randy Jackson (1963-65)
 Tom Gregory (1962)

89

Hayden Hansen (2022)
 Jusin Shorter (2020)
 Tyrie Cleveland (2016-19)
 Alvin Bailey (2013-15)
 Stephen Alli (2009-12)
 Derek Baldry (2005-07)
 Markell Thompson (2004-05)
 Jeremy Sadow (2003)
 Brian Stone (2001)
 Marshall Schaap (2000)
 Brendt Talcott (1999)
 Kirk Wells (1998)
 Erron Kinney (1995-97)
 Greg Keller (1989-93)
 Tracy Ellis (1988)
 Ricky Nattiel (1983-86)
 Spencer Jackson (1979-82)
 Wes Chandler (1975-77)
 Hollis Boardman (1971-73)
 Mike Gurkin (1970)
 Skip Amelung (1969)
 Paul Hughes (1968)
 Mike McCann (1967)
 Charles Casey (1963-65)
 Billy Cash (1962)

90

Chris Thomas Jr. (2021-22)
 Andrew Chatfield Jr. (2018-19)
 Antonneous Clayton Sr. (2016-17)
 Jonathan Bullard (2012-15)
 Evan Holmes (2011)
 Lawrence Marsh (2006-10)
 Michael Hill (2003-04)
 Thaddeus Bullard (2000)
 Marshall Schaap (1999)
 Aaron Walker (1998)
 Mike Moten (1993-97)
 Leroy Jones (1991-92)
 Huey Richardson (1986-90)
 Don Tinney (1983-84)
 Val Brown (1980-82)
 Jimmy Kalamaras (1979)
 Val Brown (1979)*
 Jeff Kanter (1976-77)
 Mike Smith (1974)
 Preston Kendrick (1972-74)

91

Tyreik Norwood (2022)
 Justus Boone (2021)
 Marlon Dunlap Jr. (2017-20)
 Joey Ivie (2013-16)
 Earl Okine (2008-12)
 Derrick Harvey (2004-07)
 Sylvester McGrew (2001-03)
 Derrick Chambers (1997-2000)
 Tremayne Allen (1994-96)
 Pat Lowe (1993)
 Deak Peyton (1992)
 Jim Franklin (1991)
 Stephon Mack (1988-90)
 Joe Vorwerk (1986, 1987)
 Todd Gatlin (1984)
 Walter Byrd (1983)
 John Landry (1981)
 Louis Pappas (1979)
 Greg Tennell (1975-77)

92

Jalen Lee (2020-22)
 Jabari Zuniga (2015-19)
 Gerald Willis (2014)
 Connor Gilboy (2013)
 Lynden Trail (2011)
 Bobby Kane (2007-08)
 Terron Sanders (2006-10)
 Bobby Kane (2005-06)
 Taurean Charles (2002-04)
 Sean Morton (2001-03)
 Bobby Williams (2000)
 Lamar Moore (1999)
 Reggie McGrew (1995-98)
 Chris Braun (1992)
 Darren Mickell (1990-91)
 Tony Rowell (1988, 1989)
 Ephesians Bartley (1987)
 Mike Register (1986)
 Chris Mogle (1985)
 Melvin Ellison (1981-84)

93

Keenan Landry (2022)
 Dylan Meeks (2021)
 Elijah Conliffe (2018-19)
 Taven Bryan (2014-17)
 Dallas Stubbs (2013)
 Kedric Johnson (2009-12)
 Javier Estopinan (2007-08)
 Steven Harris (2002-06)
 Brendt Talcott (2000-03)
 Thomas Moody (1999)
 Tim Beauchamp (1995-98)
 Scott Perry (1994)
 Bill Gunter (1989-92)
 Trace Armstrong (1988)
 Dan Tecler (1987)
 Alonzo Johnson (1983-85)
 Walter Byrd (1982)
 Larry Keefe (1980)
 Bill Bell (1976-79)
 Robert Adkins (1974)

94

Tyreek Sapp (2021-22)
 Moses Gordon III (2018-19)
 Zachary Carter (2017)
 Bryan Cox Jr. (2012-16)
 Gerry Marseille (2011)
 Justin Trattou (2007-10)
 Jarvis Moss (2003-06)
 Clint Mitchell (1999-2002)
 Ed Chester (1994-98)
 William Gaines (1990-93)
 Mike Brandon (1988)
 Andy Newman (1987)
 Trevor Mills (1985, 1986)
 John Landry (1982-83)
 Preston Roberts (1981)
 Pete Garcia (1980)
 Melvin Flournoy (1976-77)
 Ray Brown (1972)

95

Jamari Lyons (2022)
 Tyrone Truesdell (2021)
 Lucas Alonso (2020)
 Adam Shuler (2018)
 Keivonnis Davis (2015-17)
 Jack Spicer (2015)
 Alex McCalister (2012-13)
 Hygens Succes (2012)
 Francisco Velez (2011-14)
 Hygens Succes (2010-11)
 Torrey Davis (2007-08)
 Ray McDonald (2002-06)
 Jeff Whitaker (2002-03)
 Major Parker (2001)
 Kenny Parker (2000)
 Paul Richmond (1999)
 Collins Cooper (1997-98)
 Scott Wise (1996)
 Mike Jackson (1994-95)
 Kavin Walton (1993)
 Anthon Lott (1992)
 Marlon Dixon (1991)
 James Speer (1989, 1990)
 Raji Gordon (1987)
 Steve Stipe (1983-86)
 Tom Wiegmann (1980-82)
 Robert Adkins (1976-77)

96

Travis Freeman (2019-22)
 Cece Jefferson (2015-18)
 Sterling Stanley (2013)
 Jafar Mann (2012)
 William Green (2008-11)
 Dwayne Norris (2003-04)
 Thomas Pittman (2000)
 Thomas Moody (1997)
 Ernie Badeaux (1995-96)
 Bart Edmiston (1994)
 Rod Whited (1990-92)
 Jeff Roth (1984-88)
 Thomas Lockett (1983)
 Greg Cleveland (1982)
 Lawrence Patrick (1980)
 Steve Eisenbarth (1978)
 Richard Ruth (1976-77)
 John Baressi (1973)

97

Griffin McDowell (2021-22)
 Khris Bogle (2019)
 Jon Gould (2015-18)
 Justus Reed (2015-16)
 Brooks Abbott (2014)
 Evan Holmes (2012)
 Tevin Westbrook (2011)
 Brad Phillips (2010-13)
 Edwin Herbert (2009)
 John Brown (2007-08)
 Alex Harrell (2006-07)
 Nick Fleming (2003-05)
 Tranell Morant (2003-04)
 Ian Scott (2000)
 Jayme Campbell (1998-99)
 Collins Cooper (1996)
 David Barnard (1992-95)
 Mike Brandon (1990-91)
 Doyce Jackson (1988, 1989)
 Jim Thompson (1987)
 LaWayne Cheney (1986)
 Roland Cummings (1983-85)
 Rodney Billett (1982)
 Jimbo Pratt (1980-81)
 Mark Dent (1979)
 Fred Wildman (1974-75)

98

Luke Ancrum (2015-19)
 Jorge Powell (2014-18)
 Quinteze Williams (2012)
 Zack Brust (2010-11)
 Troy Epps (2008-09)
 Clint McMillan (2006-07)
 Joey Iijas (2006-07)
 Brandon Abbaspour (2004-05)
 Clint McMillan (2003-05)
 Tron LaFavor (2000-02)
 Anthony Mitchell (1995-99)
 Anthony Riggins (1992-94)
 Godfrey Myles (1988-91)
 James Speer (1987)
 Robert Lasky (1986)
 Pat Miller (1982-85)
 Doug Wright (1980)
 Lawrence Patrick (1979)
 Melvin Flournoy (1975)
 Joe Reynolds (1974)

99

Lloyd Summerall III (2019-22)
 Jachai Polite (2016-18)
 Dallas Stubbs (2015)
 Jay-nard Bostwick (2013-14)
 Omar Hunter (2008-12)
 Lutrell Alford (2004-07)
 Howard Lingard (2003)
 Ian Scott (2001-02)
 Buck Gurley (1997-2000)
 McDonald Ferguson (1992-96)
 Tim Paulk (1988-91)
 Henry Brown (1984-87)
 Roy Harris (1981-83)
 John Whittaker (1980)
 John Spinks (1977)
 Sammy Green (1973-75)

Unknown Numbers

Bill Allen (1979)
 Johnell Brown (1979)
 Val Brown (1979)
 Ivory Curry (1979)
 Jimbo Donigan (1979)
 Danny Fike (1979)
 Cameron Foster (1979)
 Ryan Fraser (1979)
 Mark G'Francisco (1979)
 Sonny Gilliam (1979)
 Spencer Jackson (1979)
 James Jones (1979)
 Vince Jones (1979)
 Jim Kalamara (1979)
 Larry Keefe (1979)
 Doug Kellom (1979)
 Bob Kurzu (1979)
 Joe McTague (1979)
 Pablo Mila (1979)
 Mike Mularkey (1979)
 Gordon Pleasants (1979)
 Dan Plonk (1979)
 John Redmond (1979)
 Scott Sinkewiz (1979)
 Andy Smith (1979)
 Doug Smith (1979)
 Don Van Wie (1979)
 Derald Williams (1979)
 John Cory (1962)
 Larry Hess (1962)
 Bob Lyle (1962)

*** Missing years 1964, 1965, 1966*

Adams, Garth
 Adel, Joshua
 Ahlberg Jr., Richard Charles,
 Andersen, J. Carter
 Anderson, Anthony Leon "Tony",
 Anderson, Richard D.,

UF ALL-TIME ATHLETIC EQUIPMENT MANAGERS | ALL SPORTS

Anthony, Shaun
 Argo, William Jennings "Bill"
 Baisden, Jason
 Bales, Jarrod
 Ball, Quentin Micah
 Barber, Daniel
 Barton, Bennie
 Barton, Brian
 Barton, Brian
 Barton, Brian
 Beckham, Marcus
 Bedenbaugh, Bennie
 Bell, Connor
 Bendekovic, Ronald Francis
 Benjamin, Kamara
 Bennett, Bobby Robert
 Bennett, Bradley
 Bennett, William Bruce "Bill"
 Benzion, Kyle
 Bergmaier, David
 Beusse, Carlton
 Black, Frank R.
 Blinder, Eric Scott
 Blocher, Kent M.
 Bonett, Matthew
 Bopp, Jesse
 Bouda, Paul Joseph
 Bowermaster, Kenneth R.
 Brannon, Edward Hill Jr.
 Briggs, Raymond
 Brodeur, Timothy P.
 Brooke, Zech
 Broz, George Joseph "Buddy", II
 Buchert, Mike Andrew
 Buhmeyer, Gary Lee
 Burchill, Jesse
 Burgner, Matt
 Byrd, C. Y. "Check"
 Calhoun, Kevin J.
 Candelaria, Alexis
 Caraway, Frank
 Carr, Jason M.
 Carr, Scott
 Carter, James Clay
 Carter, Stott
 Carter, Tyson Hicks
 Casey, Ryan
 Cattani, Kevin
 Cawthon, Evan S.
 Clark, Nick J.
 Clayton, Daniel Christopher
 Clifton, William Reid
 Colasanti, John "J.A."
 Collins-MacNeir, Jennifer
 Connor, David John
 Cook, Mike
 Cooperstein, Chuck
 Courchene, Kyle
 Cox, Daniel
 Craft, Timothy D.
 Craig, Daniel
 Crawford, Carl
 Crayne, Robert Francis "Bobby"
 Crenshaw, Robert W. "Bob"
 Crone, Lt. Col. George E.
 Croke, James H., Jr.
 Cruz-Giberson, Carla
 Cuomo, Travis
 Curcio, Frankie D.
 Darby, Timothy Benjamin
 Datz, Harold J.

Davis, C. W. Butch
 Davis, Kevin
 Davis, Stephanie
 Day, Wesley J.
 DiCostanzo, Nick
 Doliner, Joel Hilton
 Donovan, Colby
 Douglas, Matthew
 Douglas, Olivia O'Dell
 Draper, Daryl
 Duclos, Andrew
 Duclos, Henry Michael
 Duclos, Rebekah
 Duclos, Tim
 Edmonds, Maurice O.
 Edson, Brent
 Edson, Scott
 Edwards, Brian Mabry
 Edwards, Meagan
 Eisenmenger, Kristofer
 Elliott, Larry E.
 Ensor, Brenton Troy
 Eubank, Rusty
 Exceus, Claudenet
 Faniel, Ahmand "Bubba"
 Farring, Richmond Roland
 Fava, Andrew
 Feinberg, William David
 Fernandez, George F "Bud"
 Finney, Mike
 Fitzpatrick, Cody
 Fitzpatrick, Mike
 Fleet, Erwin
 Flournoy-Flojo, Charles Brad
 Floyd, Charlie
 Fondren, Tyler
 Foote, Nicholas
 Forstot, Max
 Freehling, Adam
 Friedberg, Jeffrey Eric
 Frohlich, Keith William
 Gabriel, Jacob
 Galioto, Joseph "Joey"
 Galloway, Wayne H.
 Gard, Casey
 Gatliff, Robert Harry
 Gelder, Keith R.
 Gergis, Howard R.
 Gilreath, William Kyle
 Goeltzenleuchter, Cory
 Golightly, Edward Christopher
 Gonzalez, Ben
 Gonzalez, Marilyn Lucia
 Goslin, Greg Alan
 Goslin, Jeff Richard
 Graham, Kendall
 Graham, Matthew
 Green, Elizabeth
 Greene Jr., Howard J. Johnnie
 Grimberg, Steven Daniel
 Grubar, Robert James "Bob"
 Guin, Jeffrey
 Guss, Stephen J.
 Haas, Gregg
 Haas, Michael J.
 Haimowitch, Seth
 Hancock, John Mark
 Hancock, Seth Walker
 Cuomo, Travis
 Curcio, Frankie D.
 Darby, Timothy Benjamin
 Datz, Harold J.

Harrington, Buzz
 Harris, Cedric "Skip"
 Harris, David
 Haskins, Craig
 Havery, Don
 Herlong, Byron
 Hershberger, Sam
 Hewitt, Bobby
 Hillestad, Evan Paul
 Hines, Clifford "C.J."
 Holley, William "Will"
 Hoppe, Jane
 Howe, Richard Reginal
 Hubert, Katie
 Humphreys, Michael J.,
 Hunsinger, David Ellery
 Hutchison, Johnny
 Hyhdn, Sobal
 Ingram, Stephen Glenn
 Jackson, Eli Davis
 Jackson, Ryan
 Johnson, Bruce
 Johnson, Marcus
 Jones, Kirk Bradley
 Joyce, Kevin
 Kalishman, Allen
 Kee, Jay
 Kennedy, W. M.
 Kennett, Jeff
 King, Ryan Francis
 Kirkpatrick, Wesley F". Yo Yo"
 Klein, Timothy E.
 Klepper, Irving
 Kniffin Kolok, Carla Leonor
 Knotts, Andrew Foster
 Knowles, Michael
 Koltun, Samuel H.
 Koontz, Joey
 Krause, Mak
 Kriebel, Kevin Andrew
 Kurtz, Jacob
 Kwok, Travis Wing Ho
 Labove, Adam A. J., Jr.
 Lake, Jr., John Charles
 Lambert, Cyler TANK
 Lancaster, David
 Lear, Brittany
 Lescano, Carlos
 Lescano, Javier I.
 Lescano, Pepe
 Levy, Jamie
 Limper, Lisa
 Lippman, Steven
 Loggins, George Lester "Les"
 Lolio, Mike
 Lundquist, Trey
 Magnusson, John William
 Marinak Jr., Robert John "TUG"
 Marlow, Josh
 Mays, Aaron Michael
 McCall, Matt
 McClelland, Thomas Mitchell Mickey,
 McCloskey Jr., John C.
 McClosky, Ryan
 McCool, Clay
 McDonald, Commander Jack
 McDonald, Jack
 McGinnis, Richard "Rick" Alan
 McGrew, Jeffrey Allen
 McKendree, Cliff
 McKenzie, Bryce Warren

McKinley, Caleb
 McLean, James
 Mervis, Chad
 Mesick, Don Matthew
 Micciche, Blake
 Michaud, Mitchel
 Miller, J. A.
 Miller, Mark
 Miller, Michael Clayton
 Miller, Walter
 Mills, Andrew
 Mitchell, Edward
 Mixon, Mickey
 Moats, David
 Moon, William Lee Jr.
 Moreland, Jordan
 Morris, Brandon
 Morris, Thurman
 Morrison, Steven E.
 Newkirk, Jack
 Newsome, Miles
 Newton, Mason
 Niermann, Justin
 Norvell, William
 Nunez, David Richard
 Nunez, Eddie Eduard Juan
 Nunez, Michael Fausto
 Olivo, Bobby
 Osthus, Kane Ivers
 Oswald, Douglas H.
 Owens, Marcus
 Oyenarte, Tony
 Paglia, Vincent
 Papale, Jaron
 Paquiot, Richard
 Parnell, Edward
 Patel, Jitin
 Pent, Vennie
 Perrone, Ralph
 Peter Allen Tomaczak
 Pittman, Wesley
 Polansky, Kyle
 Poms, Eric "Ice"
 Pope, Austin Alexander
 Pozatek, Robert
 Price, Jack
 Priest, Jacob
 Pugh, John Roger
 Pully, Stephen William
 Rafaniello, John J.
 Reeves, Brian
 Rifkin, Kyle
 Riggins, Dwan
 Ringdahl, James Eric
 Rion, William "Bill"
 Rish, Henry I "Hank"
 Rivers, Thaddeus A.
 Rogero, Michael
 Rogers, Craig Philip
 Rogers, Steven Glen
 Rulien, David R.
 Rundle, Eric
 Safer, Steve
 Sain, Timothy Alan
 Sanchez, Mario A.
 Sanders, Edgar Allen "Ed"
 Schackow, Brian
 Schlee, Matthew
 Schneider, Al Leon
 Seitlin, Jack
 Seitz, Justin Thomas

Sharkey, William Lawrence "Chip", Jr.
 Shelby, Saul
 Shipp, Charles Roy
 Sidney, Richard
 Sikes, J.
 Silverling, Matt
 Simpson, Ronnie C.
 Slentz, James
 Slowik, Brian Theodore
 Smith, Eric Stephen
 Smith, Jamie
 Smith, Jason Lee
 Sones, Elmore Perry, Jr.
 Spitzer, David Joshua
 Stabile, James "Jim"
 Stanfield, Timothy Fordham
 Starkman, Daniel
 Stein, Michael Jason
 Sternberg, Brett J.
 Stollings, Nick
 Straitt, Andrew
 Stuckey, Van
 Sutherland, Christopher
 Talbot, Greg
 Tall, Norman
 Tatum, Tim Earl
 Taylor, Cory
 Terpening, James Parker "Butch", Jr.
 Theis, Eric
 Thomas, John "JT"
 Thompson, Andrew
 Thompson, Jack
 Thompson, John Bernard
 Thompson, Kelly
 Thompson, William Wesley
 Trueheart Jr., Harold "Mickey" Stanley
 Ulrich, Adam
 Vejraska, Cory
 Visscher, Jonathan Edward
 Waddell, Joshua Michael
 Walker, Harold
 Walker, John Shawn "Harpo"
 Warren, Jack
 Weathers, Scott
 Weber, Owen Francis
 Weinar, Mike Paul
 Weir, Frank
 Weisman, Steven A.
 Williams, Greg
 Williams, Michael "Petey"
 Williams, Michael E.
 Williams, Michael Russell
 Willys, Douglas
 Wilson, Gerald "Jerry" Taylor
 Wilson, Serena
 Winters, Ryan James
 Wise, Matt
 Wittenstein, Joe
 Wolinski, Herbert
 Yon, Peyton Sr.
 Young, Ben
 Zehner, Todd
 Zelin, Stephen
 Zetrouer, Gary Lee
 Zhelesnik, Greg



UF ATHLETICS



DR. BEN SASSE // UNIVERSITY PRESIDENT

Ben Sasse, former U.S. Senator for Nebraska, joined the University of Florida as professor and 13th president of the 170-year-old institution in February 2023.

A husband, father, historian, Uber driver, and football addict, Ben is committed to guiding Gator Nation through this era of rapid change in the nature of work, technology, and higher education.

A two-time New York Times national best-selling author, Ben's career has spanned the private and public sectors. As a turnaround guy working for the Boston Consulting Group, McKinsey and Company, and private equity firms, Ben has built dozens of teams that built winning strategies.

Having taught at Yale, the University of Texas, and Midland University in his Nebraska hometown, Professor Sasse has won teaching awards and holds a history PhD from Yale, where his dissertation won both the Egleston and Theron Rockwell Field best dissertation prizes.

In the U.S. Senate, his work on the intelligence, finance, and judiciary committees focused on the future of work, the future of war, and the First Amendment. A sharp critic of our increasing tribalism, he became both the most censured office-holder in the history of Nebraska – and also by far the highest vote-getter in the history of Nebraska.

Ben believes in pluralism, free speech, and the power of ideas to build strong and vibrant communities in our digitally disrupted future. In his Senate farewell address, he praised Americans' tradition as "builders" – of churches and synagogues, schools and little leagues, businesses and "the million and one other associations and organizations and clubs and groups through which we live and pass along our life together."

Ben and his wife, Melissa, have two college-age daughters and a 12-year-old son. Ben, Melissa, and Breck live on campus in The Dasburg House with multiple dogs and Breck's lizard, Dart, who is delighted now to call humid subtropical Gainesville home.

***2023-24 UNIVERSITY OF FLORIDA ATHLETICS ASSOCIATION BOARD OF DIRECTORS**

The University Athletic Association, Inc. (UAA, Inc.) is governed by a Board of Directors. That board has the final say on policies, procedures and the budget. Two-thirds of the UAA, Inc. Board of Directors is composed of University of Florida administrators and faculty members. More specifically, the Board consists of the University president, the provost, the vice president of administrative affairs, two presidentially-appointed faculty members, the chairman of the Board of Trustees or his designee, the Gator Boosters, Inc. President or his designee, two students and two alumni representatives.

- Ms. Kim Barton
- Mr. Brian Beach
- Mr. Robert Buckner , Gator Booster President
- Ms. Chloi Clark, SAAC Co-Director
- Mr. Chris Corr, UAA Board President
- Mr. Alvin Cowans
- Mr. Doug Davidson, UAA Treasurer
- Ms. Olivia Green, Student Body President (Student Rep)
- Mr. Bill Heavener (BOT Governance Position)
- Dr. Christopher Janelle, (Faculty Athletic Rep)
- Brian Levine, Alumni Rep.
- Dr. Andrew McCollough, UAA Secretary (Chair - IAC)
- Ms. Joelen Merkel, UAA Board Vice-President
- Mr. Lou Oberndorf, Former Gator Booster President
- Ms. Katrina Rolle, Alumni Rep.
- Dr. Ben Sasse, University President
- Dr. Curtis Taylor, Faculty Rep.
- Ms. Lynda Tealer, Executive Associate A.D. (Senior Women's Administrator)

**As of July 1, 2023. Updates pending*

****2021-22 UNIVERSITY OF FLORIDA ATHLETICS INTERCOLLEGIATE ATHLETIC COMMITTEE**

Formed in 1991 by then University of Florida President, Dr. John Lombardi, the Intercollegiate Athletic Committee (IAC) has a broad agenda that includes the general oversight of the intercollegiate athletics program at the University of Florida. Responsibilities of the IAC include: 1) Recommending policy changes related to academic issues; 2) Monitoring admission progress of student-athletes; 3) Monitoring changes in NCAA rules and procedures and reviewing with the UAA compliance officer the institution's compliance program; 4) Reporting to the faculty on issues related to intercollegiate athletics; 5) Making additional recommendations to the President on any matter related to intercollegiate athletics. Members of the IAC include six faculty, two students, the faculty athletics representative, two administrators and three nonvoting ex-officio members from the UAA.

- Dr. Frank Bova, Professor
- Dr. Paul Davenport, Distinguished Professor
- Dr. Joseph Glover, Provost and Senior V.P.
- Ms. Charlotte Harmon, Student
- Dr. Harrison Hove, Lecturer
- Dr. Christopher Janelle, Faculty Athletic Representative
- Ms. Hope Lerman, Student
- Ms. Angela Linder, Associate Provost for Undergraduate Affairs
- Dr. Diba Mani, Instructional Assistant Professor
- Mr. Jamie McCloskey, Associate A.D.
- Dr. W. Andrew McCollough, Assoc. Provost for Teaching and Technology
- Ms. Marsha McGriff, Chief Diversity Officer
- Dr. D'Andra Mull, VP for Student Affairs
- Ms. Victoria Pagan-Wolpert, Professor
- Dr. Mary Parker, VP for Enrollment Management & Associate Provost
- Mr. Patrick Reakes, Senior Associate Dean
- Dr. Christopher Robinson, Assistant Professor
- Mr. Scott Stricklin, Athletics Director
- Ms. Lynda Tealer, Associate A.D.
- Ms. Cyntrice Thomas, Lecturer
- Dr. Allen Wysocki, Associate Dean and Professor



Christopher Janelle, Ph.D.
NCAA Faculty Representative

***The current IAC list will be updated prior to the 2023 season*



SCOTT STRICKLIN // DIRECTOR OF ATHLETICS

Hired on Nov. 1, 2016, it did not take long for Florida Athletic Director Scott Stricklin to become acclimated to the University Athletic Association's championship culture. Eleven national championships (Women's Tennis, 2017; Men's Outdoor Track & Field, 2017, 2022, 2023; Baseball, 2017; Men's Indoor Track & Field 2018, 2019; Men's Tennis, 2021 and Women's Indoor & Outdoor Track & Field 2022, Men's Golf, 2023) and 37 conference titles have already been added to the mantle during his tenure.

The Gators have won a national championship in 14 consecutive complete seasons, earning 47 in school history. UF is one of two programs with a national title each complete season since the 2008-09 campaign and owns 26 national titles during that time.

Florida Athletic teams posted 39 top-five national finishes under Stricklin, including a school-record 12 in 2017-18. The Gators finished third on the Learfield IMG College Directors Cup for the 2017-18 and 2018-19 seasons, and followed that up with a fifth-place showing in the 2020-21, 2021-22 and 2022-23 standings, marking the 14th consecutive top-five finish and 39th straight year the Gators have finished in the top 10. UF is the only school in the nation to finish in the top 10 in every completed national all-sports standings since 1983-84.

Florida won its 28th overall and 12th consecutive SEC All-Sports Trophy in 2017-18, while the SEC Men's All-Sports Trophy also went to the Gators. The men won again in 2020-21 and the 2021-22 women's title went to UF. UF finished second in the last four SEC All-Sports Trophy standings.

The Florida men captured the Capital One Cup in 2022-23 on the strength of two national titles (Outdoor Track and Golf) and a runner up finish by the baseball team. Overall the athletic program had 12 teams in the top 10 nationally in 2022-23, including seven in the top three. The Cup is the third for the men (2010-11 and 2011-12), while the women's claimed the cup in 2013-14. Florida's three titles for the men is tied for the top total in the nation in the history of the award.

Off the field, 73 percent of Florida student-athletes earned spots on 2022-23 Southeastern Conference Academic Honor Rolls. In addition, six UF teams – women's basketball (7), football (62), men's golf (9), lacrosse (31), men's swimming & diving (28) and men's track & field (26) set program records for SEC Academic Honor Roll recipients with football setting the league's all-time high. For the 2022-23 academic year, Gator student-athletes earned a program record 3.30 combined grade point average.

The most recent Graduation Success Rates released in November of 2022 showed that 94 percent of UF student-athletes completed their degree in the latest cycle. That number was above NCAA Division I's overall 90 percent and is an all-time high for UF. The GSR of 12 Gator teams are above or equal the national average for their sport – men's & women's basketball, football, men's & women's golf, gymnastics, lacrosse, softball, men's & women's tennis, men's track & field/cross country and volleyball. Florida set its all-time high with nine teams posting a perfect 100 GSR in this report: men's basketball, men's & women's golf, gymnastics, lacrosse, softball, men's & women's tennis and volleyball.

Since Stricklin was hired in the fall of 2016, 895 student athletes have graduated. Among those graduates were 362 student athletes who won a national or conference championship during their time at Florida and 533 were recognized with Academic All-SEC Honors.

Continuing to focus on the UAA's mission of providing a Championship Experience with Integrity, Stricklin and the staff manages a \$167 million operating budget for 2023-24, delivering resources for Gator student-athletes and fans to pursue that championship experience.

As the world of college athletics felt the impact of the COVID-19 pandemic in 2020, Stricklin's team guided the Gators athletics program through uncharted territory through the activation of its detailed Business Continuity Plan, which is designed to address potential disasters. In collaboration with UF Health, campus leadership and the Southeastern Conference, Stricklin's staff delivered on procedures and protocols which allowed for a successful and safe completion of the 2020-21 season.

New Facilities for Gators Program and Fundraising Efforts

On the heels of the \$100-million Phase 1 of the Facilities Master Plan that was unveiled prior to his hire, Stricklin and the staff continue to implement the UAA's Master Facility Plan, which recently completed phases 2 and 3.

Phase 2 began with a \$15 million renovation of Katie Seashole Pressly softball stadium. The project began in the summer of 2018 and was completed just prior to the start of the 2019 season. Renovations included a 360-degree open concourse, shade structures for fans and an elevated press box. There are

modern student-athlete and staff amenities, such as locker room and sports medicine facilities, and enhanced experiences for fans.

The new Florida Ballpark opened its doors for the 2021 season. A \$65 million project, the ballpark includes a 360-degree open concourse with all permanent seats featuring chairbacks. A variety of seating options are also available – premium seating, grass berms, and other non-traditional seating choices to provide expanded fan capacity. Enhanced concession space and food options and high-definition video and sound revamped the fan experience in cheering Florida baseball.

Construction for the projected \$85 million 130,000-square foot football training center began in summer of 2020, with a completion in the summer of 2022. The facility serves as the new day-to-day home for Florida football student-athletes and staff. Florida's meeting rooms, locker room, strength and conditioning area, training room and coaches' offices will all be adjacent to the practice field, creating maximum efficiency within the program. The front lower quadrant of the building is for all student-athletes featuring a dining hall and lounge, along with outdoor activities and amenities.

Both track and field and tennis programs benefitted from \$2.5 million infrastructure investments in

the summer of 2018 in the form of resurfacing of the Percy Beard Track and the Ring Tennis Complex. The tennis facility also a \$650,000 upgrade with chairback seating and shade structure that was completed in February of 2022. In addition, UF's game-day football locker room received a \$1.5 million upgrade in the summer of 2019 and Steve Spurrier-Florida field underwent its first complete re-sod since 2012 this summer as well. The soccer team facility and lacrosse facility also underwent a \$7.4 million upgrade that include new office, locker room, meeting and athletic training areas for the soccer team adjacent to their practice facility. Meanwhile the lacrosse improvement included an additional 2,000 square feet of space. The swimming and diving facility received a \$1.9 million upgrade that includes approximately 3,200 square feet of renovation of existing space, including the men's and women's locker areas, support spaces and coach's locker rooms.

Currently a \$4.1 million renovation project is underway for Percy Beard Track. The scope of the project includes a timing/officials building on the south end of the stands adjacent to the finish line and a permanent shade structure over the starting block. Additionally, public areas such as the restrooms and concessions will undergo renovations, along with waterproofing of the grandstand structure.

The project, which will be funded from private gifts, began in late April of 2023 with a projected completion date of early February of 2024.

UF has received gift commitments of more than \$156 million towards the Master Facility Plan.

Outreach and Fan Experience

In an effort to delivering a championship experience for the Gator Nation, Stricklin and the UAA staff continues to pursue initiatives to enhance the fan experience and engage with them socially and personally.

Florida installed a \$6 million WIFI system in Ben Hill Griffin Stadium that became fully operational during the 2019 football season. Additionally, a Gators app designed to further connect fans in the stadium on game day also debuted in 2019. In 2018, an enhanced experience on the North Lawn, dubbed Gator Walk Village, and Gators Food Patio on the west outer concourse also made its debut during the football season.

Stricklin served as the Chair of SEC's Working Group on Fan Experience from 2013-16.

Before the reduced crowds of the 2020-21 season, Gator athletic teams regularly drew more than a million fans during the course of a season. Gymnastics raised its average attendance record for the fifth time in the last six full capacity seasons, single-season or game attendance records, while five Gator teams ranked in the top 12 nationally in total or attendance average in 2021-22.

Stricklin makes numerous public appearances, connecting with Gator fans personally and was very active on social media with a Twitter following of 79,000-plus.

Stricklin served on the College Football Playoff selection committee from 2018-20, where he represented the Southeastern Conference. He also and served as a member of the SEC's Working Group on Student-Athlete Conduct (2015-17) and the Division I Football Competition Committee (2017-19).

Stricklin is currently a member of the US Olympic Committee (USOC) Collegiate Athletic Council, to which he was appointed in 2017.

Prior to Florida

Stricklin came to Florida with 29-plus years of experience in intercollegiate athletics, including six as athletic director at his alma mater, Mississippi State University.

He succeeded Jeremy Foley, who served as Florida's athletic director for 25 years. Stricklin is the Gators' 14th athletic director in school history.

The Jackson, Miss., native, who has spent 24-plus years in the Southeastern Conference, spearheaded over \$140 million in facility improvements while leading MSU, as well as significant increases in booster club membership and donations and the highest-ever Learfield Director's Cup finish in school history. MSU's student-athletes also excelled academically under Stricklin's leadership, posting a combined 3.0 GPA in 2014-15, marking the highest in MSU's history.

Stricklin has earned praise for his performance, earning the 2015-16 Athletic Director of the Year Award from the National Association of College Directors of Athletics (NACDA), which highlights the efforts of athletic directors at all levels.

Stricklin's career path traveled through five other Division I institutions, including three other SEC schools, before UF.

Even prior to his graduation from MSU in 1992, Stricklin served as the media relations contact for the Bulldogs' baseball team. After staying on at his alma mater for a year in a full-time capacity following graduation, Stricklin moved on to Auburn University, where he was named associate media relations director, a position he held from 1993-98.

He then moved on to Tulane to become an assistant athletic director and the primary media contact for the Green Wave's football team before a four-year stint at Baylor from 1999-2003 as the Assistant AD for Communications and Marketing.

Stricklin then returned to the SEC, working at Associate AD for Media Relations at Kentucky from 2003-08, overseeing day-to-day publicity of Wildcat basketball. He returned to MSU in 2008 as Senior Associate

Athletic Director for External Affairs, overseeing fundraising, football and men's basketball scheduling, managing MSU's apparel agreement, facility planning and serving as the administrative sport liaison for men's basketball and softball.

After two years in that position, he was named the Bulldogs' AD following Greg Byrne's departure to the University of Arizona.

Stricklin, 53, is married to the former Anne Howell, the youngest daughter of Basketball Hall of Fame member Bailey Howell. She was a three-time All-Lone Star Conference team member, both for athletics and academics, when she played tennis at Abilene Christian. The couple has two daughters, Abby and Sophie.

FLORIDA'S ATHLETIC SUCCESS

UF ANNUAL FINISHES NATIONAL ALL-SPORTS COMPETITION

The University of Florida is the only school in the country to finish among the nation's top 10 overall most successful programs in each of the last 39 national all-sports standings.

Academic Year	UF Finish
1983-84	5th
1984-85	4th
1985-86	8th
1986-87	4th
1987-88	5th
1988-89	9th
1989-90	5th
1990-91	5th
1991-92	5th
1992-93	4th
1993-94	4th
1994-95	5th
1995-96	3rd
1996-97	5th
1997-98	T-2nd
1998-99	4th
1999-00	7th
2000-01	7th
2001-02	3rd
2002-03	7th
2003-04	6th
2004-05	6th
2005-06	5th
2006-07	6th
2007-08	6th
2008-09	3rd
2009-10	2nd
2010-11	4th
2011-12	2nd
2012-13	2nd
2013-14	2nd
2014-15	4th
2015-16	5th
2016-17	3rd
2017-18	3rd
2018-19	3rd
2019-20	-
2020-21	5th
2021-22	5th
2022-23	5th

Note: Prior to 1993-94, USA Today ranked the nation's top athletic programs. Beginning with 1993-94, The National Association of College Directors of Athletics took over the all-sports rankings.

FLORIDA'S NATIONAL CHAMPIONSHIP TEAMS

Team	Year	Championship
Men's Golf	1968	NCAA Championship
Men's Golf	1973	NCAA Championship
Women's Swimming	1979	IAAW Championship
Gymnastics	1982	IAAW Championship
Women's Swimming	1982	NCAA Championship
Men's Swimming	1983	NCAA Championship
Men's Swimming	1984	NCAA Championship
Women's Golf	1985	NCAA Championship
Women's Golf	1986	NCAA Championship
Women's Indoor Track	1992	NCAA Championship
Women's Tennis	1992	NCAA Championship
Men's Golf	1993	NCAA Championship
Football	1996	AP/Coaches'
Women's Tennis	1996	NCAA Championship
Soccer	1998	NCAA Championship
Women's Tennis	1998	NCAA Championship
Men's Golf	2001	NCAA Championship
Women's Tennis	2003	NCAA Championship
Men's Basketball	2006	NCAA Championship
Football	2006	BCS/Associated Press
Men's Basketball	2007	NCAA Championship
Football	2008	BCS/Associated Press
Women's Swim & Dive	2010	NCAA Championship
Men's Indoor Track & Field	2010	NCAA Championship
Men's Indoor Track & Field	2011	NCAA Championship
Women's Tennis	2011	NCAA Championship
Men's Indoor Track & Field	2012	NCAA Championship
Women's Tennis	2012	NCAA Championship
Men's Outdoor Track & Field	2012	NCAA Championship
Gymnastics	2013	NCAA Championship
Gymnastics	2014	NCAA Championship
Softball	2014	NCAA Championship
Gymnastics	2015	NCAA Championship
Softball	2015	NCAA Championship
Men's Outdoor Track & Field	2016	NCAA Championship
Women's Tennis	2017	NCAA Championship
Men's Outdoor Track & Field	2017	NCAA Championship
Baseball	2017	NCAA Championship
Men's Indoor Track & Field	2018	NCAA Championship
Men's Indoor Track & Field	2019	NCAA Championship
Men's Tennis	2021	NCAA Championship
Women's Indoor Track & Field	2022	NCAA Championship
Men's Outdoor Track & Field	2022	NCAA Championship
Women's Outdoor Track & Field	2022	NCAA Championship
Men's Golf	2023	NCAA Championship
Men's Outdoor Track & Field	2023	NCAA Championship

Note: UF has won 47 national titles. UF became the first program in collegiate history to own both the men's basketball and football national titles in the same calendar year, after capturing crowns in 2006. The men's basketball team then became the first repeat champions in their sport in 15 years after cutting the nets down again in 2007. When Florida won the 2017 NCAA baseball title, it became the sixth Division I program to win a national title in baseball, men's basketball and football. UF is the only one of the six to win a title in each since 1996.

FLORIDA'S ANNUAL FINISHES IN THE SEC ALL-SPORTS TROPHY

Year	Men	Women	Overall
1973-74	3rd	---	---
1974-75	3rd	---	---
1975-76	4th	---	---
1976-77	2nd	---	---
1977-78	2nd	---	---
1978-79	3rd	---	---
1979-80	7th	---	---
1980-81	4th	---	---
1981-82	4th	---	---
1982-83	4th	---	---
1983-84	3rd	2nd	2nd
1984-85	4th	1st	2nd
1985-86	6th	2nd	3rd
1986-87	3rd	2nd	3rd
1987-88	2nd	1st	T1st
1988-89	2nd	1st	1st
1989-90	6th	3rd	4th
1990-91	2nd	2nd	2nd
1991-92	1st	1st	1st
1992-93	1st	1st	1st
1993-94	1st	2nd	1st
1994-95	2nd	1st	1st
1995-96	1st	1st	1st
1996-97	3rd	1st	1st
1997-98	1st	1st	1st
1998-99	1st	2nd	1st
1999-00	1st	1st	1st
2000-01	3rd	1st	1st
2001-02	1st	1st	1st
2002-03	1st	1st	1st
2003-04	1st	2nd	1st
2004-05	1st	3rd	1st
2005-06	2nd	3rd	2nd
2006-07	1st	1st	1st
2007-08	2nd	1st	1st
2008-09	1st	1st	1st
2009-10	1st	1st	1st
2010-11	1st	1st	1st
2011-12	1st	1st	1st
2012-13	1st	1st	1st
2013-14	1st	1st	1st
2014-15	2nd	2nd	1st
2015-16	1st	1st	1st
2016-17	1st	1st	1st
2017-18	1st	2nd	1st
2018-19	2nd	2nd	2nd
2019-20	-	-	-
2020-21	1st	2nd	2nd
2021-22	2nd	1st	2nd
2022-23	2nd	2nd	2nd

Note: USA Today Network began awarding the SEC All-Sports Trophy in the 2020-21 season. GateHouse Media awarded the SEC All-Sports Trophy 2014-15 thru 2018-19. No SEC All-Sports Trophy awarded for 2019-20 due to pandemic. Halifax Media Group awarded the three prior and the New York Times Regional Newspaper Group coordinated the SEC All-Sports rankings from 1994-95 to 2010-11. Prior to that, the league tabulated the SEC All-Sports totals.

UNIVERSITY ATHLETIC ASSOCIATION

Strategic Purpose

Provide a championship experience with integrity on and off the field for student-athletes and the Gator Nation.

Vision Statement

Be the model collegiate athletics program, combining excellence and integrity in academics, athletics, and fan engagement to elevate the UF brand.

COMMUNITY INVOLVEMENT

GOODWILL GATORS

Mission Statement

The mission of the University Athletic Association's Goodwill Gators Community Outreach Program is to foster citizenship between administration, coaches, student-athletes and the greater Gainesville community. Through volunteerism, Goodwill Gators:

- strengthens our commitment to greater Gainesville and the surrounding communities.
- encourages citizenship, civic virtues and how one should behave as part of a community.
- enhances the personal development of student-athletes.

HISTORY

With the accolades and benefits received by student-athletes come responsibilities. Student-athletes have a responsibility to serve the community that supports them as they grow physically, mentally and emotionally. The Goodwill Gators program understands and meets the need to be involved within the community by participating in weekly and annual service projects.

The Goodwill Gators program provides all Gator student-athletes with quality volunteer opportunities that allow them to give back to the community. In turn, the community may utilize the Goodwill Gator student-athletes as positive role models, eager volunteers and motivational speakers. Each week student-athletes visit UF Health Pediatric Hospital and three elementary schools in addition to volunteering at special events.

The Goodwill Gators program has been recognized nationally by the National Consortium of Academics and Sports for its outreach and service commitment to the community. Student-athletes have demonstrated a high commitment to the Goodwill Gators program making consistent appearances with several organizations through the Hawkins Center for Academic and Personal Excellence.

PRESIDENTIAL SERVICE WINNER

Former Gator Mike McNeely was recognized as a Presidential Service Award Winner for completing over 100 hours of community service in a calendar year. The Presidential Service Award is given by the University of Florida Center for Leadership and Service to students in recognition of their outstanding contribution to the community.

COMMUNITY PROGRAMS

Gators Move

Created by Gators student-athletes for themselves to help educate and encourage healthy lifestyles for young children in the community. Twice a week student-athletes lead 70 third graders in movement exercises while teaching the youth about healthy eating and making positive decisions. Over 55 student-athlete volunteers from seven different sports participate every year.

Gators Literacy

Designed to promote reading and literacy in schools in Alachua County. Once a week, student-athletes help second graders with reading comprehension by allowing the students to read to them. Student-athletes are paired with a student for the semester to help foster the trust that is needed in order for a student to stay motivated while reading.

Goodwill Gators Community Programs

On Wednesday and Friday's throughout the year, UF student-athletes from all teams visit pediatric patients at the UFHealth. Student-athletes bring posters and spend time with patients as they await treatment.

Gators Tracks

Gator Tracks remains as one of the University Athletic Association's biggest events as it provides shoes for students in nine schools in Alachua County on free or reduced lunch. Each day for two weeks, Gator Student-Athletes deliver shoes and socks to the 450 students of seven Elementary Schools in Alachua County. Every student is paired with a Gator student-athlete to help with the sizing and fit of the socks and shoes. Since the creation of Gator Tracks over 8,7000 pairs of shoes have been delivered.

Climb for Cancer

For the 13th year UF student-athletes volunteered their bye weekend at the Climb for Cancer sports camp. Student-athletes joined the camp participants in enjoying basketball, soccer, football, volleyball and dance drills. Climb for Cancer is a non-profit organization that sponsors children whom have fought or are fighting cancer and gives them the opportunity to participate in a sports clinic. Participants and their families were able to meet student-athletes and use the University Athletic Association's facilities through the partnership formed with the Hawkins Center for Academic and Personal Excellence and UAA Departments.

COMMUNITY PARTNERS

The following is a list of some of the community contributions from recent years:

Alachua County Schools | Bread of the Mighty | Climb for Cancer Foundation | Ronald McDonald House | Boys & Girls Club | UF Health Pediatric Hospital | The Salvation Army | March of Dimes | SBAC Partners in Education | Special Olympics | Girls Place | St. Francis House | Harvest Food Drive | Food4Kids Backpack Program

For more information on the Goodwill Gators Program go to FloridaGators.com, follow @GatorsExp on Twitter, or contact Valerie Flournoy in the Hawkins Center

2023 GATORS SPORTS NETWORK

The Gators Sports Network brings Florida Gators football to listeners across the state and beyond as the largest college sports network in the state. With more than 40 total affiliates, the network is anchored by flagship WRUF 103.7FM in Gainesville.

Entering his second season as the "Voice of the Gators," Sean Kelley leads the broadcast crew along with former Gators football greats Shane Matthews (3rd season) and Tate Casey (6th season). Meanwhile, Jeff Cardozo (7th season) hosts pregame and halftime coverage.



Sean Kelley
"Voice of the Gators"
Play by Play



Shane Matthews
Analyst



Tate Casey
Sidelines



Jeff Cardozo
Pregame / Halftime / Postgame

All game coverage on the network begins three hours prior to kick-off. Listen to all games and shows via www.FloridaGators.com and TuneIn.

Market	Station	Frequency	Market	Station	Frequency
Belle Glade	WAFC-FM	92.5	Miami	WIOD-AM	610
Clewiston	WAFC-FM	100.5	Okeechobee	WOKC-FM	100.9
Cocoa	WFLF-AM	540	Okeechobee	WOKC-AM	1570
Daytona	WFLF-AM	540	Orlando	WFLF-FM	93.1
Ft. Myers	WBCN-AM	770 AM & 104.3 FM	Orlando	WFLF-AM	540
Ft. Myers/Naples/Marco Island	WWCN-FM	99.3	Palatka	WIYD-AM	1260
Ft. Pierce/PSL/Stuart	WSTU-AM	1450	Panama City	WKNK-FM	103.5
Ft. Walton Beach	WTKE-FM	100.3	Port Saint Joe	WKNK-FM	103.5
Gainesville	WRUF-FM	103.7	Pensacola	WBSR-FM	101.1
Gainesville	WRUF-AM	850 AM & 98.1 FM	Pensacola	WBSR-AM	1450
Jacksonville	WJXL-FM	92.5	Sarasota	WWMI-AM	1380
Jacksonville	WJXL-AM	97.7	Sebring	WWTK	730 AM & 95.3 FM
Key West	WAVK-FM	97.7	St. Augustine	WFOY-FM	102.1
LaBelle	WAFC-FM	105.1	St. Augustine	WFOY-AM	1240
Lake City	WRUF-FM	103.7	Tallahassee	WVFT-FM	93.3
Lake City	WRUF-AM	850 AM & 98.1 FM	Tampa	WGUL-AM	860
Lakeland	WONN-AM	1230	Vienna, Ga.	WKTF-AM	1550
Melbourne/Sebastian	WFLF-AM	540	Wauchula	WAUC-FM	95.3
Miami	WINZ-AM	940	Wauchula	WAUC-AM	1310
			West Palm Beach	WRLX-FM	94.3

Always check FloridaGators.com for most up-to-date listings.

COMPLIANCE INFORMATION

NCAA RULES EDUCATION PROSPECTIVE STUDENT-ATHLETES

PROSPECTIVE STUDENT-ATHLETE

You are a "prospective student-athlete" when you start ninth-grade classes. Before the ninth grade, you become a prospective student-athlete if a college gives you (or your relatives or friends) any financial aid or other benefits that the college does not provide to prospective students generally.

You become a "recruited prospective student-athlete" at a particular college if any coach or representative of the college's athletics interest (booster or representative) approaches you (or any member of your family) about enrolling and participating in athletics at that college. Activities by coaches or boosters that cause you to become a recruited prospective student-athlete are:

- providing you with an official visit;
- visiting you or any other member of your family anywhere other than the college campus;
- signing a National Letter of Intent or a University of Florida written offer of athletically related financial aid.



ACADEMICS AND AMATEURISM

It is extremely important for you to give maximum academic effort as you conclude your high school attendance while maintaining your amateur status before entering college. To practice or play during your freshman year, you must meet the provisions of NCAA Bylaw 14.3, which include: (a) graduating from high school, (b) achieving a minimum cumulative grade point average in 16 core courses. You must also meet the provisions of Bylaw 12.1.2, which include verification that you have retained your amateur status prior to entering college. The NCAA Eligibility Center must certify the initial-eligibility and amateur status of all incoming freshman student-athletes. Therefore, you must register with the Eligibility Center as soon as possible. For online web access contact: www.eligibilitycenter.org.

INDUCEMENTS

All institutional staff members and boosters are prohibited from offering or providing any financial aid or other benefits to you or your relatives or friends other than those expressly permitted by NCAA regulations. Specifically prohibited inducements include:

- providing cash or loans in any amount, or
- signing or co-signing for a loan
- providing gifts of any kind, including clothing or equipment
- providing special discounts for goods or services
- providing free or reduced housing/rent

Should you have any questions regarding NCAA rules and regulations, please feel free to contact the University of Florida Athletic Association Compliance Office at: (352) 375-4683, x6022

TWO-SPORT ATHLETES // WALK-ONS

Recent Florida Football Squad Members Who Have Participated in a Second Sport:

DB	Bennie Alexander	Football, Track
WR	Raphael Andrades	Football, Baseball
WR	Reidel Anthony	Football, Track
QB	Max Brown	Football, Baseball
WR	Andre Caldwell	Football, Track
WR	Reche Caldwell	Football, Baseball
WR	John Capel	Football, Track
RB	Bo Carroll	Football, Track
TE	Tate Casey	Football, Baseball
WR	Riley Cooper	Football, Baseball
RB	Jeff Demps	Football, Track
QB	Gavin Dickey	Football, Baseball
DB	Vannez Gooch	Football, Track
WR	Jacquez Green	Football, Track
DT	Buck Gurley	Football, Track
WR	Frankie Hammond, Jr.	Football, Track
WR	Brian Haugabrook	Football, Track
WR	Ike Hilliard	Football, Track
TE	Cornelius Ingram	Football, Basketball
WR	Willie Jackson	Football, Basketball
WR	Taylor Jacobs	Football, Track
RB	Brandon James	Football, Track
QB	Doug Johnson	Football, Baseball
RB	Hunter Joyer	Football, Track
TE	Erron Kinney	Football, Basketball
DB	Marquand Manuel	Football, Track
WR	Louis Murphy	Football, Track
DE	Major Parker	Football, Basketball
CB	Wondy Pierre-Louis	Football, Track
RB	Chris Rainey	Football, Track
DT	Arpedge Rolle	Football, Track
DL	Adam Shuler	Football, Track
WR	Deonte Thompson	Football, Track
TE	Aaron Walker	Football, Baseball
RB	Chevon Walker	Football, Track
DB	Dee Webb	Football, Track
WR	Paul Wilson	Football, Baseball

Two-sport Gators who have been drafted by the National Football League or Major League Baseball since 1980:

Reidel Anthony (WR)	Football, Track
A 1997 first-round NFL Draft pick by the Tampa Bay Buccaneers	
Rodney Brewer (QB)	Football, Baseball
A 1987 fifth-round selection by the St. Louis Cardinals as a first baseman	
Andre Caldwell (WR)	Football, Track
A 2008 third-round NFL Draft pick by the Cincinnati Bengals	
Reche Caldwell (WR)	Football, Baseball
A 2002 second-round NFL Draft pick by the San Diego Chargers	
John Capel (WR)	Football, Track
A 2001 seventh-round NFL Draft pick by the Chicago Bears	
Tate Casey (TE)	Football, Baseball
A 19th-round selection by the Minnesota Twins in the 2004 MLB Draft as a pitcher	
Riley Cooper (WR)	Football, Baseball
A 15th-round selection by the Philadelphia Phillies in the 2006	

MLB Draft and a 25th-round draft pick in 2009 by the Texas Rangers as an outfielder; also a fifth-round 2010 NFL Draft pick by the Philadelphia Eagles

Gavin Dickey (QB/WR)	Football, Baseball
A 12th-round selection by the Seattle Mariners in the 2006 MLB Draft	
Jacquez Green (WR)	Football, Track
A second-round selection in the 1998 NFL Draft by the Tampa Bay Bucs	
Ike Hilliard (WR)	Football, Track
A 1997 first-round NFL Draft pick by the New York Giants	
Cornelius Ingram (TE)	Football, Basketball
A fifth-round 2009 NFL Draft pick by the Philadelphia Eagles	
Willie Jackson (WR)	Football, Basketball
A 1994 third-round NFL Draft pick by the Dallas Cowboys; played with the Jacksonville Jaguars in 1995-97 and Cincinnati in 1998	
Taylor Jacobs (WR)	Football, Track
A 2003 second-round NFL Draft pick by the Washington Redskins	
Doug Johnson (QB)	Football, Baseball
A second-round selection in 1996 by the Tampa Bay Devil Rays as an infelder; became the starting quarterback for the Atlanta Falcons in 2000	
Erron Kinney (TE)	Football, Basketball
A third-round 2000 NFL Draft pick by the Tennessee Titans	
Marquand Manuel (DB)	Football, Track
A 2002 seventh-round NFL Draft pick by the Cincinnati Bengals	
Jamie McAndrew (Punter)	Football, Baseball
A 1989 first-round pick by the Los Angeles Dodgers as a pitcher	
Louis Murphy (WR)	Football, Track
A fourth-round 2009 NFL Draft pick by the Oakland Raiders	
Louis Oliver (DB)	Football, Track
A 1989 first-round NFL Draft pick by the Miami Dolphins; played with Miami and the Cincinnati Bengals	
Herbert Perry (LB)	Football, Baseball
A 1991 third-round pick in the MLB Draft by the Cleveland Indians as a third baseman	
Stacey Simmons (WR)	Football, Track
A 1990 NFL fourth-round draft pick by the Indianapolis Colts	
Aaron Walker (TE)	Football, Baseball
A 2003 fifth-round NFL Draft pick by the San Francisco 49ers	
WALK-ONS	
For years, the University of Florida football program has encouraged and fostered a walk-on program that gives many young men each year the opportunity to live their dream of playing major college football. Many former walk-ons have eventually earned scholarships, earned starting positions, gained All-SEC and All-America honors and even eventually played professional football. Their eventual success has become a cherished part of the Gator football tradition and heritage.	
<ul style="list-style-type: none"> Fourteen former Gator walk-ons have gone on to play professional football: LS James Smith, DB Hagood Clarke, DB Allen Trammell, DB Bruce Vaughan, LB James Harrell, WR Lee McGriff, PK John James, PK David Posey, QB Kerwin Bell, DB Louis Oliver, WR Chris Doering, TE Tremayne Allen, PK Jeff Chandler and FB Billy Latsko. 	

Former walk-on Louis Oliver was selected in the first round of the 1989 NFL Draft by Miami. He also earned first-team All-America honors in 1987 and 1988 and was one of three finalists for the Jim Thorpe Defensive Back of the Year Award in 1988.

- Former walk-on John James went on to earn All-Pro honors as a punter in the NFL with the Atlanta Falcons.
- Former walk-on Kerwin Bell earned SEC Player of the Year honors in 1984 and completed his career in 1987 as the greatest statistical passer in SEC history. Bell became a prominent Heisman Trophy candidate in 1987.
- When Bobby Raymond completed his career in 1984, the former walk-on's name appeared in the NCAA place-kicking records in five separate categories.
- Former walk-on wide receiver Gary Rolle was named Academic All-America and winner of the National Football Foundation Scholar-Athlete Award in 1984.
- Twenty-six members of the 1991 Southeastern Conference championship team, the first official SEC title in school history, were walk-ons.
- Over 150 Gator walk-ons have earned Academic All-SEC honors.
- Former walk-on Judd Davis was named the 1993 Lou Groza National Place-Kicker of the Year. He was also named a first-team All-American that season and completed his UF career in 1994 with 225 points, then the top total in school history.
- Former walk-on Chris Doering completed his Gator career in 1995 with 31 career touchdown catches, the top total in SEC and UF history. Doering was named second-team All-America, as well as first-team All-SEC, in 1995 after grabbing 17 touchdown receptions, the best seasonal mark in SEC and UF history.
- Jeff Chandler joined the Gator program as a walk-on in 1998 and by the time he departed after the 2001 season, he had become UF's all-time leading scorer (368 points) and field-goal maker (67). He was a two-time semifinalist for the Groza Award, a two-time first-team All-SEC choice and a second-team All-American in 2001.
- The 1985 Gator team that finished 9-1-1 and fifth in the final national rankings had 18 prominent players that originally joined the program as walk-ons.
- Seven former Gator walk-ons – WR Lee McGriff, WR Chris Doering, DE Preston Kendrick, PK David Posey, QB Kerwin Bell, DB Louis Oliver and PK Jeff Chandler – have gone on to earn first-team All-SEC honors.
- The 2006 BCS National Championship squad featured 36 walk-ons, including five student-athletes that earned scholarships.
- LB Cristian Garcia was one of three recipients for the Inaugural "It's On Us" Courage Award in October 2016. It's On Us is an initiative to put a stop to sexual assaults on college campuses introduced by President Barack Obama in September 2014. Garcia made national headlines in July 2016 for his role in stopping a sexual assault behind 101 Cantina, a popular nightclub across University Avenue from campus where Garcia worked as a security guard during that summer.

2023 UF MEDIA INFORMATION**COACH NAPIER INTERVIEWS**

Please coordinate all requests for interviews with Coach Napier through Rick Hurtado in the Communications Office.

Coach Napier is available on Monday (weekly press conference) and on Wednesday during the SEC Teleconference at 11:20 a.m. ET and after practice. Contact the SEC Office at (205) 458-3010 for phone number and passcode.

Coach Napier will appear on the "Gator Talk" radio show each Thursday of game weeks throughout the season. Additionally, "Florida Football with Billy Napier" airs on Tuesdays at 11:30 a.m. on Bally Sports Florida throughout the regular season, recapping the previous Saturday's game and covering the Gators program.

PLAYER INTERVIEWS

All player interviews must be coordinated with Matthew Hutchison in the Communications Office. Select players will be available on Monday (at weekly press conference) and Wednesday after practice. No first-year players will be available to the media.

Requests for interviews should be booked at least 48 hours in advance and are normally limited to those times reserved for these general interview sessions. Approved requests will be granted according to the student-athlete's schedule.

The Communications Office will not give out home or cell phone numbers for any players and players may not be contacted directly by phone, text, email or social media. Members of the media are not permitted in team areas. The team locker room, training room and strength complex are considered private work areas. These areas, as well as players' housing (campus and off campus), are off-limits to media representatives.

ASSISTANT COACH INTERVIEWS

Please contact Rick Hurtado.

The Communications Office will provide a complete media schedule on Sunday of each week.

WEEKLY PRESS CONFERENCE

Florida's weekly press conference will be held each Monday during the season except during bye weeks. For those who cannot attend weekly press conferences, video of the press conference will be available on FloridaGators.com by Monday night.

POST-GAME INTERVIEWS

All members of the Florida football team will report to the locker room following each game prior to doing any interviews (with the exception of the TV network rights holder). Head Coach Billy Napier will address the media following a brief cooling off period in a designated location. Select Florida players will then be brought to the post-game interview area.

MEDIA AVAILABILITY FOOTAGE

Media availability footage is provided by the UAA Communications office via the 2023 Football Media Portal. Visit www.FloridaGators.com/Football-Media and click on "Video Downloads" under "Other Resources" to download press conference and B-roll. Access to downloadable resources in the media portal is reserved for media members only. For more information contact Rick Hurtado (RickH@gators.ufl.edu).

Please note that this content is made available solely for use in regularly-scheduled news programs or on news organizations' websites. Organizations are limited to posting three (3) minutes of provided content. If any person or syndicator would like to use additional portions of this feed, please contact the UAA, for rights, permission and associated fees. In addition, utilizing station-filmed video from weekly press conferences and post-practice media opportunities is limited to three (3) minutes daily.

GATORVISION ONLINE

GatorVision provides on-demand streaming video coverage of Florida Football via UF's website, FloridaGators.com. It features press conferences, player interviews, practice updates, game coverage and more. Access this video content at www.floridagators.com/watch.

WIRELESS INFORMATION

The Florida press box has wireless internet access. Wireless internet information is available weekly prior to each game.

PHOTO ROOM INTERNET ACCESS

Complementary high-speed Internet access is available by contacting Maddie Washburn (MaddieW@gators.ufl.edu) in the Florida Communications Office to reserve a space.

FLORIDA-GEORGIA GAME

Media representatives wishing to install phone lines for the game in Jacksonville should call Jason Morrill at TIAA Bank Field at (904) 633-6125 or email him at jmorrill@smgjax.com. For credentials to the game, please visit www.SportsSystems.com/Florida.

INFORMATION SOURCES

Website - www.FloridaGators.com
Social Media - @GatorsFB

2023 FOOTBALL MEDIA PORTAL

Media assets such as quotes, weekly game releases, roster cards and press conference video, among others, will be made available throughout the season via the team's media portal. Access to downloadable resources in the media portal is reserved for media members only.

Visit www.FloridaGators.com/Football-Media.

For more information, contact Rick Hurtado at RickH@gators.ufl.edu.

CREDENTIAL REQUESTS

www.SportsSystems.com/Florida

PHOTOS AND LOGOS

SECsports.com/media (Digital Image Studio)

FLORIDA FOOTBALL EMAIL LIST

Media members who meet the UAA Media Policy can be added to the Gator Football email list. Please email a request to Rick Hurtado: RickH@gators.ufl.edu

SEC EMAIL LIST

To be added to the SEC Football email list, please email a request to Chuck Dunlap of the SEC Media Relations Office at cdunlap@sec.org

SOUTHEASTERN CONFERENCE

The official website for the Southeastern Conference is www.SECsports.com

COLLEGE PRESS BOX.COM

The official media website for SEC football.

FLORIDA COMMUNICATIONS

Phone: (352) 375-4683 ext. 6100 • Fax: (352) 375-4809 • Email: SIDmail@gators.ufl.edu

FOOTBALL CONTACTS



Office: (352) 375-4683, x6199
Mobile: (786) 712-1484
Email: RickH@gators.ufl.edu
@RickHurtadoPR

Rick Hurtado *Director of Football Communications*


HEAD COACH MEDIA, STRATEGIC COMMUNICATIONS



Office: 352-375-4683, x6125
Mobile: (314) 609-5352
Email: MatthewH@gators.ufl.edu
@MattHutch35

Matthew Hutchison *Assistant Director (Football, Golf)*

PLAYER MEDIA, STRATEGIC COMMUNICATIONS



Office: (352) 375-4683, x6175
Mobile: (352) 318 6680
Email: SullivanB@gators.ufl.edu
@SulBort

Sullivan Bortner *Assistant Director (Baseball, Football)*

WEEKLY NOTES, STRATEGIC COMMUNICATIONS

Alesha Busch *Executive Assistant*

FOOTBALL CREDENTIALS

Office (352) 375-4683, x6123
Email AleshaB@gators.ufl.edu

Steve McClain *Senior Associate Athletics Director*

Office (352) 375-4683, x6115
Email SteveM@gators.ufl.edu
@smikemac

Mary Howard *Senior Associate Athletics Director (Soccer, Gymnastics)*

Office (352) 375-4683, x6110
Email MaryH@gators.ufl.edu

Denver Parler *Director (M-Basketball)*

Office (352) 375-4683, x6135
Email DenverP@gators.ufl.edu
@DenverParler

Scott Carter *Senior Writer*

Office (352) 375-4683, x6134
Email ScottC@gators.ufl.edu
@GatorsScott

Chris Harry *Senior Writer*

Office (352) 375-4683, x6117
Email ChrisH@gators.ufl.edu
@GatorsChris

Maddie Washburn *Photographer*

Office (352) 375-4683, x6131
Email MaddieW@gators.ufl.edu
@Maddie_Washburn

Meg Christenson *Assistant Director (W-Basketball, W-Tennis)*

Office (352) 375-4683, x6133
Email MegC@gators.ufl.edu

Scott MacCord *Webmaster*

Email ScottM@gators.ufl.edu

Herb Brooks *Assistant Director (Softball)*

Office (607) 226-1438, x6121
Email HerbB@gators.ufl.edu
@HerbBrooksUF

Katie Callahan *Assistant Director (Volleyball, Lacrosse)*

Office (352) 375-4683, x6175
Email KatieC@gators.ufl.edu
@CallahanKatie1

COMMUNICATIONS OVERNIGHT SHIPPING ADDRESS

121 Gale Lemerand Dr.
Central Receiving
Ben Hill Griffin Stadium
Gainesville, FL 32611

SEC MEDIA INFORMATION

SEC MEDIA COMMUNICATIONS STAFF

Herb Vincent, Associate Commissioner
(hvincent@sec.org / @SECHerbvin)

Chuck Dunlap, Director (**Primary SEC Football Contact**)
(cdunlap@sec.org / @SEC_Chruck)

Craig Pinkerton, Director
(cpinkerton@sec.org / @SEC_Craig)

Tammy Wilson, Director
(twilson@sec.org / @SEC_Tammy)

B.C. Romano, Creative Services Director
(bcromano@sec.org)

Ben Beaty, Assistant Director (**Secondary Football Contact**)
(bbeaty@sec.org / @BenBeaty)

Jill Skotarczak, Assistant Director
(jskotarczak@sec.org / @SEC_Jill)

Taylor Brasher, Social Media Director
(tbrasher@sec.org)

SEC EMAIL LIST

To be added to the SEC Football email list, please email the SEC Media Relations Office at cdunlap@sec.org.

SEC WEEKLY COACHES TELECONFERENCE

The 14 league coaches will be featured on a weekly teleconference each Wednesday from 11 a.m. – 1:20 p.m. (ET) beginning August 31. A replay of each week's teleconference can be heard on the SEC's website, www.secsports.com

11:00 a.m. ET	Brian Kelly, LSU
11:10 a.m. ET	Kirby Smart, Georgia
11:20 a.m. ET	Billy Napier, Florida
11:30 a.m. ET	Clark Lea, Vanderbilt
11:40 a.m. ET	Nick Saban, Alabama
11:50 a.m. ET	Josh Heupel, Tennessee
12:00 p.m. ET	Sam Pittman, Arkansas
12:10 p.m. ET	Shane Beamer, South Carolina
12:20 p.m. ET	Lane Kiffin, Ole Miss
12:30 p.m. ET	Jimbo Fisher, Texas A&M
12:40 p.m. ET	Mark Stoops, Kentucky
12:50 p.m. ET	Zach Arnett, Mississippi State
1:00 p.m. ET	Eli Drinkwitz, Missouri
1:10 p.m. ET	Hugh Freeze, Auburn

2201 Richard Arrington Boulevard North
Birmingham, Ala. 35203
Office (205) 458-3000
Fax (205) 458-3030
www.secsports.com
Main Twitter Feed: @SEC

SEC FOOTBALL ON THE INTERNET

SECSports.com is the official website of the Southeastern Conference. Football information is updated regularly on the site including stats, standings, news and notes. The site also contains video highlights and features during the season.

CollegePressBox.com is the official media website for Division I football. Access and download game notes, quotes, statistics, media guides, headshots, logos and more for all FBS schools, conferences, postseason games, awards and the College Football Playoff. For access, please register for an account at collegepress-box.com/register.

SEC MEDIA PORTAL

Highlights, Photos & Press Conferences: The SEC and XOS Digital will provide a platform for distribution of game highlights, game photos and press conference content. Highlights from all SEC football games be available via the SEC Media Portal.

Whenever school postgame press conferences are available, they will be posted to the portal as well. Still photography will be available in the portal for the media following each SEC football game and video will be available after each game. The SEC Media Guidelines continue to apply to this content and are outlined in the 2021 credentialing registration process.

To request access to the SEC Media Portal and create an account if you do not already have one, contact: licensing@xosdigital.com.

AUGUST

31 UTAH

Rice-Eccles Stadium (51,444)
 Salt Lake City, Utah
 SID: Jordie Lindley
 Email: jlindley@huntsman.utah.edu
 Office: (801) 554-8545
 Secondary: Ryan Gallant
 Email: rgallant@huntsman.utah.edu
 Office: (801) 554-8545
 Website: www.UtahUtes.com
 Head Coach: Kyle Whittingham

SEPTEMBER

9 MCNEESE

Ben Hill Griffin Stadium (88,548)
 Gainesville, Florida
 SID: Matthew Bonnette
 Email: wbonnette@mcneese.edu
 Cell: 337-263-4822
 Website: McNeesesports.com
 Head Coach: Gary Goff

16 TENNESSEE

Ben Hill Griffin Stadium (88,548)
 Gainesville, Florida
 SID: Bill Martin
 Email: billmartin@tennessee.edu
 Office: (865) 974-4167
 Website: www.UTSports.com
 Head Coach: Josh Heupel

23 CHARLOTTE

Ben Hill Griffin Stadium (88,548)
 Gainesville, Florida
 SID: Tom Whitestone
 Email: tewhites@charlotte.edu
 Phone: 704-687-1022
 Website: Charlotte49ers.com
 Head Coach: Biff Poggi

30 KENTUCKY

Kroger Field (61,000)
 Lexington, Kentucky
 SID: Susan Lax
 Email: slax0@uky.edu
 Office: (859) 608-5019
 Secondary: Matt May
 Email: matt.may@uky.edu
 Office: (859) 806-7463
 Website: www.UKathletics.com
 Head Coach: Mark Stoops

OCTOBER

7 VANDERBILT

Ben Hill Griffin Stadium (88,548)
 Gainesville, Florida
 SID: Michael Scholl
 Email: mike.scholl@vanderbilt.edu
 Phone: (574) 876-6248
 Secondary: Brian Fremund
 Email: brian.fremund@Vanderbilt.Edu
 Office: (251) 623-3191
 Website: www.VUCommodores.com
 Head Coach: Clark Lea

14 SOUTH CAROLINA

Williams-Brice Stadium (77,559)
 Columbia, South Carolina
 SID: Steve Fink
 Email: finksc@mailbox.sc.edu
 Cell: (803) 240-5268
 Secondary: Kent Reichert
 Email: kent2@mailbox.sc.edu
 Office: (803) 777-5257
 Website: www.GamecocksOnline.com
 Head Coach: Shane Beamer

28 GEORGIA

TIAA Bank Field (82,871)
 Jacksonville, Florida
 SID: Claude Felton
 Email: cfelton@sports.uga.edu
 Office: (706) 542-1621
 Secondary: Leland Barrow
 Email: leland@sports.uga.edu
 Office: (678) 378-3085
 Website: www.GeorgiaDogs.com
 Head Coach: Kirby Smart

NOVEMBER

4 ARKANSAS

Ben Hill Griffin Stadium (88,548)
 Gainesville, Florida
 SID: Kyle Parkinson
 Email: kparkin@uark.edu
 Office: (479) 575-2752
 Website: www.ArkansasRazorbacks.com
 Head Coach: Sam Pittman

11 LSU

Tiger Stadium (102,321)
 Baton Rouge, Louisiana
 SID: Michael Bonnette
 Email: mbonnet@lsu.edu
 Office: (225) 578-8226
 Secondary: Bill Franques
 Email: wfranqu@lsu.edu
 Office: (225) 578-8226
 Website: www.LSUSports.net
 Head Coach: Brian Kelly

18 MISSOURI

Faurot Field/Memorial Stadium (62,621)
 Columbia, Missouri
 SID: Ryan Koslen
 Email: koz@missouri.edu
 Phone: (513) 497-3132
 Secondary: Eric Doennig
 Email: ericdoennig@missouri.edu
 Phone: (417) 403-6680
 Website: www.MUTigers.com
 Head Coach: Eliah Drinkwitz

25 FLORIDA STATE

Ben Hill Griffin Stadium (88,548)
 Gainesville, Florida
 SID: Derek Satterfield
 Email: dsatterfield@fsu.edu
 Office: (850) 645-7683
 Secondary: Steven McCartney
 Email: smccartney@fsu.edu
 Office: (850) 644-3920
 Website: www.Seminoles.com
 Head Coach: Mike Norvell



2023 SEC FOOTBALL SCHEDULE

(As of September 20, 2022 - Tentative and Subject to Change)



Date Team	Aug. 26	Sept. 2	Sept. 9	Sept. 16	Sept. 23	Sept. 30	Oct. 7	Oct. 14	Oct. 21	Oct. 28	Nov. 4	Nov. 11	Nov. 18	Nov. 25
ALABAMA		MIDDLE TENNESSEE Tuscaloosa	TEXAS Tuscumbia	SOUTH FLORIDA Tampa	OLE MISS Tuscaloosa	MISSISSIPPI STATE Starkville	TEXAS A&M College Station	ARKANSAS Tuscumbia	TENNESSEE Tuscumbia		LSU Tuscaloosa	KENTUCKY Lexington	UT CHATTANOOGA Tuscumbia	AUBURN Auburn
ARKANSAS		WESTERN CAROLINA Little Rock	KENT Foyetville	BYU Foyetville	LSU Baton Rouge	TEXAS A&M Arlington	OLE MISS Oxford	ALABAMA Tuscumbia	MISSISSIPPI STATE Foyetville		FLORIDA Gainesville	FLORIDA Gainesville	FIU Foyetville	MISSOURI Foyetville
AUBURN		UMASS Auburn	CALIFORNIA Berkeley	SAMFORD Auburn	TEXAS A&M College Station	GEORGIA Auburn	LSU Baton Rouge	OLE MISS Auburn	MISSISSIPPI STATE Auburn	MISSISSIPPI STATE Auburn	VANDERBILT Nashville	ARKANSAS Foyetville	NEW MEXICO STATE Auburn	ALABAMA Auburn
FLORIDA		UTAH Soft Lake City	MCNEESE STATE Gainesville	TENNESSEE Gainesville	CHARLOTTE Gainesville	KENTUCKY Lexington	VANDERBILT Gainesville	SOUTH CAROLINA Columbia		GEORGIA Jacksonville	ARKANSAS Gainesville	LSU Baton Rouge	MISSOURI Columbia	FLORIDA STATE Gainesville
GEORGIA		UT MARTIN Athens	BALL STATE Athens	SOUTH CAROLINA Athens	UAB Athens	AUBURN Auburn	KENTUCKY Athens	VANDERBILT Nashville		FLORIDA Jacksonville	MISSOURI Athens	OLE MISS Athens	TENNESSEE Knoxville	GEORGIA TECH Atlanta
KENTUCKY		BALL STATE Lexington	EASTERN KENTUCKY Lexington	AKRON Lexington	VANDERBILT Nashville	FLORIDA Lexington	GEORGIA Athens	MISSOURI Lexington		TENNESSEE Lexington	MISSISSIPPI STATE Starkville	ALABAMA Lexington	SOUTH CAROLINA Columbia	SOUTH CAROLINA Louisville
LSU		FLORIDA STATE Orlando (Sept. 3)	GRAMBLING Baton Rouge	MISSISSIPPI STATE Starkville	ARKANSAS Baton Rouge	OLE MISS Oxford	MISSOURI Columbia	AUBURN Baton Rouge	ARMY Baton Rouge		ALABAMA Tuscumbia	FLORIDA Baton Rouge	GEORGIA STATE Baton Rouge	TEXAS A&M Baton Rouge
OLE MISS		MERCER Oxford	TULANE New Orleans	GEORGIA TECH Oxford	ALABAMA Tuscumbia	LSU Oxford	ARKANSAS Oxford	AUBURN Auburn	VANDERBILT Oxford	VANDERBILT Oxford	TEXAS A&M Oxford	GEORGIA Athens	UL-MONROE Oxford	MISSISSIPPI STATE Starkville (Nov. 23)
MISSISSIPPI STATE		SE LOUISIANA Starkville	ARIZONA Starkville	LSU Starkville	SOUTH CAROLINA Columbia	ALABAMA Starkville	WESTERN MICHIGAN Starkville	ARKANSAS Foyetville	AUBURN Auburn	VANDERBILT Auburn	KENTUCKY Starkville	TEXAS A&M College Station	SOUTHERN MISS Starkville	OLE MISS Starkville (Nov. 23)
MISSOURI		SOUTH DAKOTA Columbia	MIDDLE TENNESSEE Columbia	KANSAS STATE Columbia	TBD TBD	VANDERBILT Nashville	LSU Columbia	KENTUCKY Lexington	SOUTH CAROLINA Columbia, Mo.		GEORGIA Athens	TENNESSEE Columbia	FLORIDA Columbia	ARKANSAS Foyetville
SOUTH CAROLINA		NORTH CAROLINA Charlotte	FURMAN Columbia	GEORGIA Athens	MISSISSIPPI STATE Columbia	TENNESSEE Knoxville	FLORIDA Columbia	MISSOURI Columbia, Mo.	MISSOURI Columbia, Mo.	TEXAS A&M College Station	JACKSONVILLE STATE Columbia	VANDERBILT Columbia	KENTUCKY Columbia	CLEMSON Columbia
TENNESSEE		VIRGINIA Nashville	AUSTIN PEAY Knoxville	FLORIDA Gainesville	UTSA Knoxville	SOUTH CAROLINA Knoxville	TEXAS A&M Knoxville	ALABAMA Tuscumbia	ALABAMA Tuscumbia	KENTUCKY Lexington	UCONN Knoxville	MISSOURI Columbia	GEORGIA Knoxville	VANDERBILT Knoxville
TEXAS A&M		NEW MEXICO College Station	MIAMI Miami	UL-MONROE College Station	AUBURN College Station	ARKANSAS Adirgon	ALABAMA College Station	TENNESSEE Knoxville		SOUTH CAROLINA College Station	OLE MISS Oxford	MISSISSIPPI STATE College Station	ABILENE CHRISTIAN College Station	LSU Baton Rouge
VANDERBILT		HAWAII Nashville	WAKE FOREST Winston-Salem	UNLV Las Vegas	KENTUCKY Nashville	MISSOURI Nashville	FLORIDA Gainesville	GEORGIA Nashville		OLE MISS Oxford	AUBURN Nashville	SOUTH CAROLINA Columbia		TENNESSEE Knoxville

2023 SEC SCHEDULE GRID

2023 SEC CHAMPIONSHIP GAME • DECEMBER 2 • MERCEDES-BENZ STADIUM • ATLANTA, GA





2023 GATORS FOOTBALL

SCHEDULE

					
AUG. 31ST	SEPT. 9TH	SEPT. 16TH	SEPT. 23RD	SEPT. 30TH	OCT. 7TH
					
OCT. 14TH	OCT. 28TH	NOV. 4TH	NOV. 11TH	NOV. 18TH	NOV. 25TH

HOME

AWAY

NEUTRAL

