

20
23

**COLORADO STATE FOOTBALL
MEDIA GUIDE**

STALWART


THREE CONSENSUS ALL-AMERICANS SINCE 2014

The most Consensus All-Americans in the Group of 5 and more than all but 21 schools in the FBS.

- » Trey McBride (2021)
- » Rashard Higgins (2014)
- » Michael Gallup (2017)



STALWART



In the classroom, we are **Stalwart** students and high academic achievers. Our University is a world-class institution with Tier 1 designation and is **Stalwart** in its mission as one of the world's finest land-grant institutions.

On the field of play, we are **Stalwart** in our pursuit of championship excellence.

No matter how you choose to define the word, being a **Stalwart** Ram means you know hard work, hustle, grit, and grind. You know what it takes to go the extra mile, to give the extra effort, to persevere in the face of adversity. Whether it's in the classroom or the boardroom, on the field of play or the fields of grain, the plains or the mountains, if you're a Colorado State Ram, you are **Stalwart**.

*Fight on you **Stalwart** Ram team!*

Fight toward your goals.

For if they are yours, they are ours.

And **Stalwart** Rams see it through, together, to the end.

Stalwart isn't just a word. It's our way of life as **Stalwart** Rams.

COLORADO STATE FIGHT SONG

Fight on you stalwart Ram Team,

On to the goal!

Tear the (Opponent's) line asunder,

As down the field we thunder!

Knights of the green and gold,

Fight with all your might!

*Fight on you **Stalwart** Ram team,*

Fight! Fight! Fight!

*But, you don't just stop being **Stalwart** after you graduate.*

81% - Percentage of CSU graduates who indicated their future plans were related to their field of study

84% - Percentage of CSU graduates who secured employment or continuing education within six months of graduation

1,600 Employers - Members of CSU's last three graduating classes were hired by 1,600 unique employers and attended more than 230 graduate schools

1	Stalwart
2	Table of Contents
3	Quick Facts
4	Media Information
6	Colorado State Radio Network
8	Canvas Stadium
10	Canvas Stadium Records
11	Traditions and Trophies
12	Football Facilities
13	Anderson Academic Center
14	Alphabetical Roster
16	Numerical Roster
17	Roster Breakdown (Returning Letterwinners)
18	Roster Breakdown (By Position Group)
19	Roster Breakdown (By State)
20	Roster Breakdown (What Returns/Starts)

COACHING STAFF

22	Head Coach Jay Norvell
26	Matt Mumme
27	Freddie Banks
28	Bill Best
29	James Finley
30	Jeremy Moses
31	Marcus Patton
32	Tommy Perry
33	Adam Pilapil
34	Chad Savage
35	Buddha Williams
36	Jordon Simmons
37	Support Staff

THE 2022 RAMS

40	Agurs - Bariteau
41	Bellah - Brousseau
42	La. Brown - Cooper
43	Crandall - Edwards
44	Erickson - Fox
45	Gardner - Gatkuoth
46	Gill, Jr. - Grayson
47	Greenwald - Hansen
48	Hardge III - B. Heil
49	T. Heil - Holles
50	Horton - Howell
51	Huber - Jock
52	Johnson - Kamara
53	Karas - Lambert, Jr.
54	Laurich - McConnell
55	McDowell - Millen
56	J. Mitchell - Morley
57	Morris - Muaau
58	Nanke - Oberhofer
59	Olson - Phelps
60	Pierce, Jr. - Quinn
61	Rodriguez - Schield
62	Schramm - Smith-Combs
63	Stewart - Tribett
64	Tuioti - T. Vincent
65	Wa-Kalonji - M. Williams
66	T. Williams - Wolff

2022 REVIEW

68	Final Statistics
78	Final Superlatives
79	Box Scores/Recaps

HISTORY AND RECORDS

92	Team Records - Offense
96	Team Records - Defense
98	Team Records - Special Teams
100	Team Records - Miscellaneous
101	Individual Records - Passing
103	Individual Records - Receiving
105	Individual Records - Rushing
109	Individual Records - Total Offense/Special Teams
112	Individual Records - Defense
113	Individual Records - Miscellaneous
115	Top Individual Games
120	1,000-Yard Rushing Seasons
123	1,000-Yard Receiving Seasons
125	Annual Statistics Leaders
130	NCAA/Conference Statistics Leaders
131	In The Polls/Against Ranked Teams
132	All-Americans
134	Mackey and Thorpe Award Winners
135	Honor Roll
141	Honored Jerseys
142	Postseason Participation
143	Rams in the NFL Draft
144	Next Level Rams
151	All-Time Letterwinners
160	All-Time Assistant Coaches
162	Attendance Records
163	Stadium and Mascot History
166	Coaching Records/Program Milestones
167	Sonny Lubick
169	Postseason Games/Records
180	Year-by-Year Team Statistics
182	Year-By-Year Records
184	Series Records
185	All-Time Results
200	Walk Off Wins and Losses
201	2023 Opponent Series Breakdowns
206	All-Time TV Appearances

COMMUNITY

210	Colorado State University
212	Fort Collins, Colorado
214	Denver, Colorado
215	Prominent Alumni
216	University President Amy Parsons
217	Director of Athletics Joe Parker
218	Executive Athletic Staff

2023 SCHEDULE

DATE	OPPONENT	TIME	TV
S 2	Washington State	5 p.m.	CBS Sports
S 16	at Colorado	8 p.m.	ESPN
S 23	at Middle Tennessee	5 p.m.	ESPN Net.
S 30	Utah Tech	5 p.m.	TBA
O 7	at Utah State*	TBA	TBA
O 14	Boise State*	12-Days	Fox Net.
O 21	at UNLV*	5 p.m.	TBA
O 28	Air Force*	5 p.m.	CBS Sports
N 3	at Wyoming*	6 p.m.	CBS Sports
N 11	San Diego State*	5 p.m.	CBS Sports
N 18	Nevada*	1 p.m.	TBA
N 24	at Hawaii*	TBA	Spectrum

Home games in **Bold** * - Denotes MW Game All times Mountain

2022 SCHEDULE

3-9 OVERALL; 3-5 MOUNTAIN WEST

DATE	OPPONENT	SCORE	ATTEND
S 3	at Michigan	L, 7-51	109,575
S 10	Middle Tennessee	L, 19-34	27,641
S 17	at Washington State	L, 7-38	23,611
S 24	Sacramento State	L, 10-41	25,445
O 7	at Nevada*	W, 17-14	18,255
O 15	Utah State*	L, 13-17	35,009
O 22	Hawai'i*	W, 17-13	22,843
O 29	at Boise State*	L, 10-49	33,895
N 5	at San Jose State*	L, 16-28	16,382
N 12	Wyoming*	L, 13-14	30,300
N 19	at Air Force*	L, 12-24	20,121
N 25	New Mexico*	W, 17-0	20,107

Home games in **Bold**

UNIVERSITY INFORMATION

Location	Fort Collins, Colo.
Founded	1870
Enrollment (Fall 2022)	33,455
Colors	Green and Gold
Conference	Mountain West
President	Amy Parsons
Interim Provost	Dr. Jan Nerger
Director of Athletics	Joe Parker
Faculty Athletic Representative	Kyle Saunders

FOOTBALL INFORMATION

Starters Returning (O/D/S)*	15 (5/8/2)
Starters Lost (O/D/S)*	9 (4/3/2)
Lettermen Returning (O/D/S)*	31 (13/15/3)
Lettermen Lost (O/D/S)*	20 (10/8/2)
All-Time Record	535-609-33 (.469)
All-Time Conference Record	345-338-21 (.505)
Home Facility	Canvas Stadium
Capacity	36,500 (41,000 SRO)
Surface	FieldTurf
Stadium Opening	2017

* - Starters defined as players who started seven or more games at Colorado State the previous season. Incoming transfers are not included. Returning/Lost may not always add up to 11.

COACHING STAFF

NAME	POSITION	ALMA MATER
Jay Norvell	Head Coach	Iowa, '86
Matt Mumme	Assoc. HC/QBs	Kentucky, '99
Freddie Banks	Defensive Coord./DBs	NDSU, '10
Bill Best	Offensive Line	ULM, '01
James Finley	Tight Ends	Oregon, '07
Jeremy Moses	Running Backs	SFA, '11
Marcus Patton	Cornerbacks	Kansas State, '05
Tommy Perry	Special Teams Coord.	Texas A&M, '03
Adam Pilapil	Linebackers	Wyoming, '18
Chad Savage	Recruit. Coord./WRs	San Diego, '18
Buddha Williams	Defensive Line	Charleston, '09

SUPPORT STAFF

NAME	POSITION
Brad Aoki	Graduate Assistant (Offense)
Kaden Beavers	Graduate Assistant (Defense)
Nick Bergstrom	Associate Head Equipment Mgr.
Colton Bosnos	Director of Football Operations
Mikael Bradford	Defensive Intern
Tim Cassidy	Sr. Assoc. AD/Chief of Staff
Rafal Ciepiela	Athletic Trainer
Jeremy Copeland	Director of Player Development
Brett Cumnock	Asst. Dir. of Player Personnel
Tyler Gilliam	Analyst (Special Teams)
Bria Griffin	Director of On-Campus Recruiting
Melissa Haisch	Athletic Trainer
Matt Helton	Graduate Assistant (Offense)
Jared Hinrichs	Operations Assistant
Dan Hislop	Assoc. Director of Strength/Speed
Adam Hodge	Director of Video Operations
Chase Holbrook	Analyst (Offense)
Greg Jensen	Head Football Athletic Trainer
Lee Land	Athletic Trainer
Zack Lanningham	Asst. Director of Video Operations
Chris Monfletto	Offensive Assistant
Hope Nepstad	Asst. Director of Strength/Speed
Nash O'Fallon	Director of Player Personnel
Shannon O'Hair	Director of Equipment Operations
Jordan Simmons	Asst. HC/Head Strength Coach
Jake Vang	Analyst (Defense)

CREDITS

The 2023 Colorado State Football Media Guide is a publication of the Colorado State Athletics Communications office. All text and photo content is property of Colorado State Athletics and Colorado State University or used with permission and may not be reproduced without permission.

Special acknowledgement: John Hirn and his book, *Aggies to Rams*, as well as all former Colorado State Football communications directors and their staffs.

Editor:	Kyle Neaves
Asst. Editor:	Mike Brohard, Jeff Schmidt
Design/Layout:	Kyle Neaves, Reo Radford
Contributors:	John Hirn, Dante Russo-Delee
Photography:	Brandon Randall, Matthew Silalahi, Cris Tiller, Abby Mathieson, Don Reichert, Nick Monaghan, Paul Kanaly, Marty Kling, Tommy Joe Waido, Tomas Redondo, Tim O'Hara, University Photography Services

GENERAL

THE RAMS

2022 REVIEW

HISTORY

UNIVERSITY

CREDENTIALS: To request credentials, submit a request at CSURams.com/FootballCredentials. All requests should be made as early as possible and should be limited to working press only. Requests made on game day will not be approved.

Credentials will be screened and issued on a priority basis, with those covering Colorado State and the visiting team on a regular basis receiving top priority. Requests for credentials will be reviewed on a case-by-case, year-by-year basis.

The Colorado State Athletics Communications office has the final authority on whether any individuals from any organization will be issued media credentials. Complimentary tickets are not provided to the media.

Spouses, dates, equipment carriers and non-working members of the media are restricted from the press box, sidelines and interview areas. Any abuse of a credential to a Colorado State athletic event will result in the immediate removal of the media member from the event and may result in the agency losing credential privileges for the remainder of the season.

Credentials are issued to the individual.

MEDIA/STAFF ELEVATOR: An elevator is available for use throughout the game to allow media to travel between the field level, first floor, and sixth floor press box. However, this elevator is also used by food and beverage staff. The elevator is also held for coaches of the visiting team in the final minutes of each half, and media members are encouraged to use the stairwell if they are physically able to do so.

POST-GAME PRESS CONFERENCE: Post-game press conferences are held in the field level media room which can be accessed via the elevator or the stairwell.

After a cooling off period and conversation with the team, head coach Jay Norvell and select players will be available to the media. Post-game video is available by request.

PHOTOGRAPHERS: Credentials for photographers will be issued on the basis of circulation, with priority granted to agencies covering the participating schools on a regular basis. Credentials will not be issued to freelance photographers unless they are employed by a reputable publication or the Communications office of the participating schools. Credentials are issued to photographers for the purpose of media coverage only, and images of the game may not be used for commercial purposes without the expressed, written permission of Colorado State Athletics.

SIDELINE AREAS: Excluding select portions of the game, media sideline access is reserved for photographers/videographers. Credentialed photographers/videographers who arrive without proper equipment will not be granted sideline access. When on the sideline, media must remain outside the bench area. This includes during pre-game activities.

FIELD AND LOCKER ROOM ACCESS: Photographers are allowed access to the playing field at only two points throughout the course of the event: when the Rams enter the field immediately prior to kickoff and immediately following the game.

Colorado State's locker room is closed at all times.

RECRUITS: Per NCAA rule, media are not permitted to have contact with a prospect or family members of a prospect during their visit (official or unofficial) to campus, including prospects in attendance at practice or games. Contact includes in-person conversations, phone calls, text messages, e-mails, etc. Media are also asked to make every effort to keep distance from prospects on campus, including at practice, during pre-game activities on the sidelines and in the stands.

WEEKLY PRESS CONFERENCE: Each Monday during the season, with the exception of the bye week, head coach Jay Norvell holds his weekly press conference beginning at Noon. Video will be available of the full availability courtesy of Colorado State Athletics.

PRACTICES: During the regular season, practices are open for the stretch and individual portions of Tuesday and Wednesday practices, generally the first 30-45 minutes. Media members should submit interview requests for student-athletes a day prior to the interview. When attending practice, please contact Kyle Neaves or Jeff Schmidt prior to entering the facility.

DATES TO REMEMBER

July 19-20
Mountain West Football
Media Days (Las Vegas)

August 4
Fall Camp Opens

August 21
Fall Classes Begin

August 3
Players report

September 2
Opener vs. Washington State
(5 p.m. on CBS Sports Network)

COLORADO STATE STRATEGIC COMMUNICATIONS OFFICE



Kyle Neaves Associate AD
Football Contact
 228-424-6921 (Cell)
 970-491-1038 (Office)
 Kyle.Neaves@colostate.edu
 @KyleNeavesCSU



Jeff Schmidt Asst. Director
Secondary Contact
 970-305-7382 (Cell)
 Jeff.Schmidt@colostate.edu

Strategic Communications Staff Directory

Kyle Neaves	Associate AD, Strategic Comms.
Mike Brohard	Assistant Director
Vicki Dombeck	Assistant Director
Ryan Pfeifer	Assistant Director
Jeff Schmidt	Assistant Director
Brandon Randall	Assistant Director/Photographer
John Hirn	Historian

Mailing Information

McGraw Athletic Center c/o Communications
 0120 Campus Delivery
 Fort Collins, Colo., 80525

Website

CSURams.com

Social Media

Twitter:	Facebook:	Instagram
@CSURams	CSU Rams	@CSUAthletics
@CSUFootball	CSU Football	@CSUFootball
@CoachJayNorvell		

MOUNTAIN WEST

Javan Hedlund jhedlund@themw.com
Associate Commissioner

Mailing Information

10807 New Allegiance Drive
 Suite 250
 Colorado Springs, CO, 80921

Phone

(719) 488-4051

Website

TheMW.com

DIRECTIONS TO COLORADO STATE UNIVERSITY

To University Welcome Center

From I-25: Use Exit 269B, CO-14 W. toward Fort Collins Head west onto E. Mulberry St. for 4.2 miles. Turn left on S. Howes St. for 0.3 miles. At light, continue straight on Howes St. for 0.1 miles. Turn right on Music Dr. Continue to the parking lot ahead. The University Welcome Center and the TILT Building will be directly to your right.

From College Ave. (traveling north): Travel north on College Ave. until you reach E Laurel St. Turn left on Laurel St. and continue for 0.2 miles. Turn left at Howes St. Turn right on Music Dr. Continue to the parking lot ahead. The Welcome Center and the TILT Building will be directly to your right.

To McGraw Athletic Center/Moby Arena

From I-25: Use Exit 268 toward Fort Collins Head west onto E. Prospect Rd., for 5.0 miles. Turn right on S. Shields St. for 0.5 miles. Turn right into the McGraw Athletic Center/Moby Arena Parking lot.

To Canvas Stadium/Lake Street Parking Garage

From I-25: Use Exit 268 toward Fort Collins. Head west onto E. Prospect Rd. for 4.0 miles. Take a slight right onto College Ave. for 400 ft. and turn left onto W. Lake St. Remain on Lake St. for 0.3 miles. The garage will be on your left.

Colorado State, on a weekly basis, reaches thousands of television homes throughout the region and nation. Eight area television stations and several radio outlets along the Front Range come to campus to interview and feature CSU's student-athletes and coaches. LEARFIELD is the national leader in collegiate sports marketing and serves as the exclusive rights holder for Colorado State Athletics.

RAM FOOTBALL BROADCAST TEAM

Brian Roth, The Voice of the Rams, and former Ram Ricky Brewer, alongside reporters Marty Cesario and Kevin McGlue bring Ram fans all the action every game day, home and away. Cesario also leads the pre-game show coverage two hours prior to kick off.

Roth, who also serves as the Director of Broadcasting, has served as the lead play-by-play broadcaster for Colorado State Football over two stints, 2010-12 and since 2016, and his relationship with the broadcast team extends back to 2000-01 when he began as the announcer for women's basketball. Roth's association on the football broadcasts began in 2001 as the sideline reporter before moving into the booth as a color commentator in 2007. A native of Aurora, Roth is a 1993 graduate of Smoky Hill High School and 1998 graduate of another state university. Roth is also a regular contributor to Colorado State's RamWire storytelling arm with weekly podcasts devoted to the coverage of CSU Athletics. He is married to the former Corinne Hofstetter, a two-time Mountain West champion in the 200-yard fly as a CSU swimmer in 2003-04. They have three children, twins Trenton and Juliette, and Taylor.

Former Ram Ricky Brewer enters his second season with the broadcast crew as the analyst. An all-conference linebacker for the Rams from 2006-10, Brewer was one of five permanent team captains in 2010 and currently works in the Denver area as an assistant principal. The Denver native got his first action calling Rams games alongside Roth and the retired Mark Driscoll during the 2021 Border War and also during the 2022 Green vs. Gold Spring game.

Cesario, an alum of Colorado State University, has been a member of the broadcast team since 2011 as the sideline reporter and host of the Rams' pre-game tailgate show. A veteran sports broadcaster with experience calling Colorado High School Athletic Association events since 2001 as well as ESPN bowl games since 2010, Cesario is a regular face and voice across the state in the broadcasting world.

McGlue returns will add his insights from the sideline for home games through the first half of the season. With nearly two decades of experience calling Colorado State games, McGlue's insight and perspective adds just another layer to the team's extensive coverage. McGlue's roots in northern Colorado are also a valuable piece to the game day coverage.

BROADCAST TEAM



Brian Roth
Play-by-Play



Ricky Brewer
Analyst



Marty Cesario
Sideline



Kevin McGlue
Sideline/Analyst

COLORADO STATE RADIO NETWORK

Market	Station	Frequency
Fort Collins	KUAD-FM	99.1
Aspen	KMTS-FM	101.1
Denver	KEPN-FM	98.1
Denver	KEPN-AM	1600
Burlington	KNAB-AM	1140
Glenwood Springs	KMTS-FM	99.1
Grand Junction	KEXO-FM	96.5
Grand Junction	KEXO-AM	1230
Monte Vista	KBGV-AM	1240
Monte Vista	KBGB-FM	101.3
New Castle	KMTS-FM	103.7
Rifle	KMTS-FM	99.5
Sterling	KRFD-FM	100.1
West Glenwood Springs	KMTS-FM	96.7
Yuma	KNEC-FM	100.9

KUAD 99.1, powered by Townsquare Media, serves as the flagship station.

Broadcasts are also available on CSURams.com and via the Varsity Network app, available in the App Store and Google Play.

GAME DAY BROADCAST

- Pregame Show: Begins two hours prior to kickoff with Marty Cesario leading the coverage
- Postgame Coverage: 60-minute show airs immediately following the conclusion of the game, with interviews from Coach Norvell and select players

THE JAY NORVELL RADIO SHOW

Each week during the season, head coach Jay Norvell joins host Brian Roth for a one-hour live radio show from C.B. & Potts at Collindale Golf Course, previewing the upcoming game, going over the previous week and giving fans an inside look at the Colorado State football program.

Norvell and Roth will be joined by special guests, including assistant coaches and players, throughout the season to give fans a look at their lives and stories away from football.

The show begins at 6 p.m. MT each Wednesday.

LEARFIELD STAFF



Ben Lucas
General Manager



Hope McConkey
Manager,
Partnership Services



Ben Chilton
Manager,
Business Development



Emily Gatchis
Coordinator,
Partnership Services

Contact Information:
Rams Sports Properties
101 McGraw Athletic Center
Fort Collins, Co., 80523

GENERAL

THE RAMS

2022 REVIEW

HISTORY

UNIVERSITY

CANVAS STADIUM

Canvas Stadium opened in 2017 and brought Colorado State Football back to campus for the first time in 50 years, providing countless new engagement opportunities for the entire university. The 727,000-square-foot facility seats 36,500 with standing room up to 41,000 and includes football offices, meeting rooms, locker rooms, and training facilities on the west side. The east side of the building includes the Iris and Michael Smith Alumni Center, general classroom space and the Collaborative for Student Achievement.

CSU and Canvas Credit Union announced a 15-year, \$37.7 million naming rights agreement in April 2018, and the stadium was officially renamed to Canvas Stadium on June 5, 2018. The agreement with Canvas Credit Union combined with \$20 million given in 2016 to name Sonny Lubick Field brought the total naming rights revenues at Colorado State to \$57.7 million for the stadium.

Two spectacular VIP areas — the New Belgium Porch in the north end zone and the Orthopaedic & Spine Center of the Rockies (OCR) Field Club behind the Rams' bench at midfield — are unique in all of college football. The stadium's design embraces Colorado's natural beauty, topography and visual connections to the Rocky Mountains from campus and ensures functionality for both game day and non-game day usage.

SONNY LUBICK FIELD

The playing surface at Canvas Stadium is named in honor of former head coach Sonny Lubick who spent 15 seasons (1993-2007) on the sidelines. Over his career, Lubick amassed 108 victories and a career winning percentage of .593 - both the second-best marks in program history.

Of Colorado State's 15 conference championships, Lubick's team captured six over a span of nine seasons (1994-2002), marking the most successful era in program history.

For his efforts, Lubick was named the conference coach of the year four times during his CSU career (1994, 1997, 1999, 2000), and three times during his career, the Rams finished into the final top 25 rankings (1994, 15th; 1997, 16th; 2000, 14th).

The former head coach remains a prominent member of the Fort Collins and northern Colorado community as the Vice President of Community Outreach for Canvas Credit Union. He also owns and operates Sonny Lubick Steakhouse in Old Town Fort Collins.



TIMELINE OF CONSTRUCTION

Dec. 15, 2014: Board of Governors approves President Dr. Tony Franks' recommendation to build a multipurpose on-campus stadium

March 19, 2015: CSU System secures more than \$239 million in financing from investors through a bond sale to fund construction. All bonds sold in just 90 minutes

May 18, 2015: Site prep began and construction fence was erected

Sept. 12, 2015: Ceremonial ground breaking at construction site

Oct. 2015: Major excavation began in preparation to drill the first of 666 caissons that formed the deep foundation of the stadium

Aug. 2, 2016: Topping-out beam-raising ceremony

Oct. 2016: Premium seating sold out

April 13, 2017: First sections of playing surface installed

June 9, 2017: Substantial completion; CSU took occupancy

June 16, 2017: "Rocky Mountain Rumble" statue installed on the north side of the facility

July 3, 2017: First special event, a wedding, hosted at the multipurpose stadium

Aug. 26, 2017: First football game, Colorado State vs. Oregon State

STADIUM FACTS

PREMIUM SEATING: 23 private suites, 884 club seats and 224 loge box seats; sold out in October 2016

VIDEOBOARD: Main board measures 50.5' x 84' (4,242 square feet), largest in the Mountain West and along the Front Range; nearly the size of a basketball court

MARKLEY FAMILY HALL OF CHAMPIONS: Located on the west side at the main entry, the 6,300-square-foot space features displays of Colorado State's rich athletics history, and leads into the OCR Field Club.

LEED CERTIFIED: LEED Silver certified in 2020

FOOTBALL OPERATIONS: CSU's football operations are incorporated into the building, with the following included:

- **Weight Room:** 9,100-square-foot weight room with accessibility and views in from the player and recruit lounges and the football administration offices
- **Sports Medicine:** Sports medicine offices, taping area, nutrition area and hydrotherapy space complete with four plunge pools
- **Meeting Rooms:** 150 seat theater-style team meeting room with position meeting rooms in the same hallway
- **Player/Recruit Lounge:** 3,700 square feet of custom space provides student-athletes space to gather

TOTAL AREA: 17.56 acres on the CSU campus

BUILDING HEIGHT: 123 feet at highest point

MATERIALS: Colorado sandstone, metal panel and glass make up the primary material palette, tying into the existing architecture on campus; majority of materials come from locations within 500 miles of the stadium site.



INDIVIDUAL RECORDS

RUSHING	COLORADO STATE	OPPONENT
Yards	246, Marvin Kinsey (Toledo, 2019)	242, Alexander Mattison (Boise State, 2017)
Attempts	32, Dalyn Dawkins (Boise State, 2017)	32, Brad Roberts (Air Force, 2021)
Touchdowns	2, Five times (Last: David Bailey, Air Force, 2021)	3, Twice (Last: Bryant Koback, Toledo, 2019)
Longest Rush	76, Dalyn Dawkins (Air Force, 2017)	75, Twice (Last: Bryant Koback, Toledo, 2019)

RECEIVING

Receptions	13, Twice (Last: Trey McBride, South Dakota State, 2021)	11, Cedric Byrd (Hawaii, 2018)
Yards	263, Michael Gallup (Nevada, 2017)	181, Cedric Byrd (Hawaii, 2018)
Touchdowns	3, Michael Gallup (Nevada, 2017) 3, Tory Horton (Middle Tennessee, 2022)	2, Six times (Last: R. Doubs and T. Horton, Nevada, 2021)

PASSING

Yards	537, K.J. Carta Samuels (Hawaii, 2018)	428, Ty Gangi (Nevada, 2017)
Completions	34, Twice (Last: Collin Hill, Wyoming, 2018)	27, Twice (Last: Ken Seals, Vanderbilt, 2021)
Attempts	54, Collin Hill (Wyoming, 2018)	47, Jake Luton (Oregon State, 2017)
Touchdowns	5, K.J. Carta Samuels (Hawaii, 2018)	4, Twice (Last: Carson Strong, Nevada, 2021)
Longest Pass	77, C. Hill to M. Kinsey (Western Illinois, 2019)	92, H. Daniels to B. Lewis (Air Force, 2021)

TOTAL OFFENSE

Plays	58, Collin Hill (Wyoming, 2018)	51, Ken Seals (Vanderbilt, 2021)
Yards	562, K.J. Carta Samuels (Hawaii, 2018)	514, Cole McDonald (Hawaii, 2018)

RETURNS

Long Punt Return	38, Olabisi Johnson (San Jose State, 2017)	53, Marcus Hayes (New Mexico, 2018)
Long Kickoff Return	99, Anthony Hawkins (UNLV, 2019)	51, Savon Scarver (Utah State, 2018)

ALL-PURPOSE

Yards	307, Preston Williams (Hawaii, 2018)	286, Alexander Mattison (Boise State, 2017)
-------	--------------------------------------	---------------------------------------------

SCORING

Points	18, Michael Gallup (Nevada, 2017)	24, Bryant Koback (Toledo, 2019)
--------	-----------------------------------	----------------------------------

DEFENSE

Tackles	17, Twice (Last: Josh Watson, Wyoming, 2018)	20, David Woodward (Utah State, 2018)
Sacks	3.5, Ellison Hubbard (Western Illinois, 2019)	3.0, Jake Ksiazek (Air Force, 2019)
Interceptions	2, Jamal Hicks (Abilene Christian, 2017)	3, Luq Barcoo (San Diego State, 2019)

KICKING

Field Goals	6, Cayden Camper (San Jose State, 2021)	3, Twice (Last: Dominik Eberle, Utah State, 2018)
Longest Field Goal	55, Wyatt Bryan (Arkansas, 2018)	45, Cooper Rothe (Wyoming, 2018)
Longest Punt	81, Ryan Stonehouse (Vanderbilt, 2021)	72, Bailey Flint (Toledo, 2019)

TEAM RECORDS

RUSHING	COLORADO STATE	OPPONENT
Yards	301 (San Jose State, 2017)	436 (Toledo, 2019)
Attempts	53 (San Jose State, 2021)	74 (Air Force, 2017)
Touchdowns	5 (Boise State, 2017)	4, Four times (Last: South Dakota State, 2021)

PASSING

Yards	537 (Hawaii, 2018)	508 (Nevada, 2017)
Attempts	54, Twice (Last: Toledo, 2019)	47 (Oregon State, 2017)
Completions	34, Twice (Last: Wyoming, 2018)	27, Twice (Last: Vanderbilt, 2021)
Touchdowns	5 (Hawaii, 2018)	5 (Nevada, 2017)
Completion Percentage	82.6, 19-23 (San Jose State, 2021)	80.0, 16-20 (San Diego State, 2019)

OFFENSE

First Downs	36 (Toledo, 2019)	33 (Boise State, 2017)
Offensive Plays	95 (Boise State, 2017)	84 (Boise State, 2017)
Offensive Yards	694 (Toledo, 2019)	641 (Boise State, 2017)

SCORING

Points in a Quarter	24 (Oregon State, 2017 - 4th quarter)	28 (Air Force, 2019 - 4th quarter)
Points in a Half	35 (Boise State, 2017 - 1st half)	35 (Boise State, 2017 - 2nd half)
Points in a First Half	35 (Boise State, 2017)	31 (Nevada, 2021)
Points in a Second Half	34 (Oregon State, 2017)	35 (Boise State, 2017)
Most Points	58 (Oregon State, 2017)	59 (Boise State, 2017)
Most Points, Both Teams	111 (59-52, Boise State, 2017)	



THE AGGIE "A"

The prominent white "A" displayed on the foothills overlooking the old Hughes Stadium site is the second-oldest ongoing tradition associated with Colorado State University.

The "A" evolved after World War I when a trend began among colleges to display the school insignia on a hill near campus. At a special assembly on Dec. 4, 1923, the students of State Agricultural College agreed it was time to erect such an emblem. A group of military volunteers formed the "A" Club and donated vehicles for transporting supplies, and female students provided food for the workers.

The college declared Dec. 12 a special holiday, and students worked from that morning until mid-afternoon to form the "A." One small detail was missing: The school didn't own the land on which the insignia sat. The College and Ag Board members met with landowner R.G. Maxwell and negotiated a long-term lease for the sum of \$1. The following September, students lengthened and widened the "A" to its present size of 450 feet from top to bottom, and 210 feet across at the bottom. For many years the freshman class carried out the annual tradition of whitewashing the "A."

Today, the "A" is an official landmark. Early each fall, freshman football players join forces with several other campus organizations to give the "A" a fresh coat of white paint.

THE CANNON

Since 1920, military members from the institution have fired the deafening 75 mm cannon "Comatose," an intimidating exclamation point to opponents which just allowed a Rams touchdown, field goal or PAT. Fired today by CSU's Army ROTC, it is the oldest continuous tradition associated with CSU Athletics.

At Canvas Stadium, the cannon is located at field level in the southeast corner. The cannon was completely refurbished in Denver in the summer of 2018.

CAM THE RAM

The official mascot of Colorado State is CAM the Ram, whose name symbolizes CSU's history - an acronym for Colorado Agricultural & Mechanical College, the institution's former name. All told, 25 live rams have served proudly. The mascot has its own corps of students, known as the 'Ram Handlers,' as well as a traveling trailer. The current rambouillet began his duties on Sept. 19, 2015.

TRAVELING TROPHIES

Colorado State football enjoys fierce rivalries with three front-range schools. The Rams and their foes battle for a trio of traveling trophies: The Centennial Cup (bottom right, Colorado), the Bronze Boot (bottom left, Wyoming) and the Ram-Falcon Trophy (below, Air Force).

THE BRONZE BOOT

CSU's most important traveling trophy is the Bronze Boot. Created in 1968 from an actual leather boot worn by Captain Dan Romero in the Vietnam War, The Boot is fiercely guarded by both Colorado State and Wyoming.

Prior to the 2021 season, school officials - seeing the need for major refurbishment - had The Boot refinished. The effort was led by Colorado State which had The Boot's bronze coating strengthened by The Bronzery in Escondido, Calif., and the base refinished by Alpine Cabinets, owned by CSU alums, in nearby Timnath.






While the fan-side features of Canvas Stadium get the most attention from fans, media, and spectators of all ages, the interior section of the stadium provides Colorado State football players state-of-the-art facilities that rival any found in on-campus stadiums across the country.

Inside Canvas Stadium, Ram student-athletes have access to their locker room, training room facilities, strength and conditioning facilities, the fuel and nutrition center as well as the equipment room and team meeting spaces. Team meals are also served throughout the year inside the facility.

Also established in 2009 was the Indoor Practice Facility which allows the team to practice and train in an additional facility, especially in the spring during individual and small group work.

Features:

- A 70-yard synthetic-turf football field
- Large gymnasium for basketball and volleyball
- Utilized for training by all 16 varsity sports, and includes a four-lane, 70 meter track
- Retractable netting for batting cages and golf workouts





Student-Athletes at Colorado State are students first, and a quality learning environment is essential to achieving the high standards expected of them.

That's why, in 2009, the Anderson Academic Center was completed, offering Ram student-athletes a first-class academic facility.

Features:

- A computer lab with more than 30 workstations
- Five private tutorial rooms and large study areas
- Seven full-time academic coordinators to assist student-athletes in their studies

In the most recent Academic Progress Rate (APR) report (2021-22), eight programs achieved a perfect 1,000 single-year APR, and overall, the 988 average APR for the department marked the sixth consecutive report over 985.



No.	Name	Pos.	Ht.	Wt.	Cl.-Exp.	RM	C19	1st	CSU	Hometown/Previous School
56	Kenyon Agurs	DL	6-4	235	Fr.-HS	4	-	F23	23	Inglewood, Calif. (Inglewood)
1	Chigozie Anusiem	DB	6-1	200	Gr.-2L	1	*	S18	22	La Habra, Calif. (Sonora/California)
50	Josh Ayers	LB	6-2	200	Fr.-HS	4	-	F23	23	Parker, Colo. (Lutheran)
94	Cam Bariteau	DL	6-1	300	Sr.-2L	2	*	F20	20	Wareham, Mass. (Peddie)
37	Jace Bellah	DB	5-11	190	r-Fr.-RS	4	-	F22	22	Pueblo, Colo. (Pueblo South)
59	Jakob Belton	OL	6-6	275	Jr.-TR	2	-	F23	23	Long Beach, Calif. (Wilson/Long Beach City)
11	Henry Blackburn	DB	6-0	205	Sr.-3L	2	*	S20	20	Boulder, Colo. (Fairview)
8	Jackson Brousseau	QB	6-4	220	Fr.-HS	4	-	F23	23	Lehi, Utah (Lehi)
82	Lavon Brown	WR	6-0	190	Fr.-HS	4	-	F23	23	Chatsworth, Calif. (Sierra Canyon)
4	Louis Brown IV	WR	6-1	190	So.-1L	3	-	F22	22	South Los Angeles, Calif. (Inglewood)
10	Vince Brown II	TE	6-7	235	Jr.-TR	2	-	F21	23	Matteson, Ill. (Rich Central/DuPage)
66	Andrew Cannon	OL	6-4	300	Gr.-TR	1	*	F18	23	Orlando, Fla. (Bishop Moore/ Nevada)
60	Cameron Cooper	OL	6-4	290	r-Sr.-SQ	2	*	S19	22	Aurora, Colo. (Grandview/UTEP)
22	TJ Crandall	DB	6-1	185	Fr.-HS	4	-	F23	23	Sammamish, Wash. (Skyline)
71	Brian Crespo-Jaquez	OL	6-5	320	r-Jr.-SQ	3	-	F20	20	Fort Collins, Colo. (Poudre)
84	Stephon Daily	WR	6-3	185	Fr.-HS	4	-	F23	23	Phoenix, Ariz. (Sierra Linda)
61	Jake Dennis	LS	6-0	215	Jr.-JC	2	-	F21	23	Omaha, Neb. (Skutt/Butler)
40	KJ Edwards	RB	5-10	180	Jr.-JC	2	-	F21	23	Apple Valley, Calif. (Apple Valley/Victor Valley)
69	Ethen Erickson	OL	6-2	280	Jr.-JC	2	-	F21	23	Fontana, Calif. (Carter/Chaffey)
18	Silas Evans	WR	6-1	195	Fr.-HS	4	-	S23	23	Denver, Colo. (George Washington)
16	Brayden Fowler-Nicolosi	QB	6-1	205	r-Fr.-RS	4	-	S22	22	Aledo, Texas (Aledo)
88	Mekhi Fox	WR	6-1	195	So.-1L	3	-	F22	22	Pasadena, Calif. (Pasadena)
75	Jacob Gardner	OL	6-4	310	Sr.-1L	2	*	F20	22	Rancho Cucamonga, Calif. (Los Osos/Nevada)
20	Jaylen Gardner	DB	6-1	210	Fr.-HS	4	-	F23	23	San Antonio, Texas (TMI Episcopal)
42	Luke Garrelts	TE	6-5	215	r-So.-RS	3	-	F21	22	Littleton, Colo. (Columbine/Albany)
9	Nuer Gatkuoth	DL	6-4	230	r-Fr.-RS	4	-	S22	22	Edmonton, AB (Champion Prep)
39	DeAndre Gill, Jr.	DL	6-4	240	r-Fr.-RS	4	-	F22	22	Seattle, Wash. (Kentwood)
6	Dylan Goffney	WR	6-0	215	Jr.-TR	2	-	F21	23	Cyprus, Texas (Bridgeland/SMU)
86	Caleb Goodie	WR	6-1	170	Fr.-HS	4	-	F23	23	Breaux Bridge, La. (Memorial)
19	Tyrell Grayson, Jr.	DB	6-0	195	r-Jr.-TR	2	*	F19	23	Fresno, Calif. (Central/Utah Tech)
80	Matt Greenwald	WR	6-0	195	r-Jr.-1L	2	-	S20	22	Boulder, Colo. (Fairview/Boise State)
16	Brandon Guzman	DB	5-11	185	r-Jr.-1L	2	-	F20	20	Pasadena, Calif. (Charter Oak)
76	Keegan Hamilton	OL	6-4	300	So.-1L	3	-	F22	22	Denver, Colo. (Rock Canyon)
83	Bryan Hansen	K	6-3	205	r-Fr.-RS	4	-	F22	22	Colleyville, Texas (Colleyville Heritage)
3	Ron Hardge III	DB	6-0	185	Gr.-TR	1	*	F18	23	Hollywood, Fla. (Cardinal Gibbons/Oregon St.)
17	Brig Hartson	QB	6-1	215	r-So.-RS	3	-	F21	22	Johnstown, Colo. (Roosevelt)
15	Ayden Hector	DB	6-0	205	r-Jr.-1L	3	*	F20	22	Bellevue, Wash. (Eastside Catholic/Washington St.)
66	Brycen Heil	DL	5-10	295	r-Jr.-SQ	3	*	F20	22	Aurora, Colo. (Grandview/Northern Colorado)
57	Trevyn Heil	OL	6-2	290	r-So.-SQ	3	-	F22	22	Aurora, Colo. (Grandview/Nevada)
77	Saveyon Henderson	OL	6-5	305	Jr.-TR	2	-	F21	23	Crete, Ill. (Crete Monee/ Lane College)
34	Damian Henderson II	RB	6-1	185	Fr.-HS	4	-	F23	23	Compton, Calif. (Los Alamitos)
5	Dallin Holker	TE	6-5	235	Jr.-TR	2	-	F18	23	Lehi, Utah (Lehi/BYU)
33	Keegan Holles	RB	6-1	200	So.-1L	3	-	F22	22	Greenwood Village, Colo. (Cherry Creek)
14	Tory Horton	WR	6-2	190	Sr.-1L	2	*	F20	22	Fresno, Calif. (Washington Union/Nevada)
17	Jack Howell	DB	5-10	200	Jr.-2L	2	-	S21	21	Fort Collins, Colo. (Hamilton (Ariz.))
38	Liam Huber	DB	5-9	185	r-So.-SQ	3	-	F21	21	Boulder, Colo. (Fairview)
36	Will Hutchison	P	6-2	215	Fr.-HS	4	-	F23	23	Fulshear, Texas (Fulshear)
65	Cam Jackson	OL	6-4	295	r-So.-JC	3	-	F21	23	Milwaukee, Wis. (Wauwatosa W./Dupage)
73	Oliver Jervis	OL	6-5	305	Gr.-TR	1	*	F18	23	Sellersville, Pa. (Pennridge/ Monmouth)
49	Buom Jock	LB	6-4	230	Fr.-HS	4	-	F23	23	Mankato, Minn. (Episcopal)
0	Kobe Johnson	RB	5-9	190	Gr.-TR	1	*	F19	23	Lawrenceville, Ga. (Discovery/North Dakota State)
7	Dom Jones	DB	6-2	195	Gr.-TR	2	*	F19	23	Duluth, Ga. (Peachtree Ridge/North Dakota State)
8	Mohamed Kamara	DL	6-1	250	Gr.-4L	1	*	F19	19	Newark, N.J. (Central)
78	Aaron Karas	OL	6-5	300	r-Fr.-RS	4	-	F22	22	Arvada, Colo. (Pomona)
90	Henry Kattleman	K	5-10	220	Gr.-1L	1	*	F18	22	Topanga, Calif. (Malibu/Oregon)
90	Grady Kelly	DL	6-2	285	r-So.-1L	3	-	F21	21	Navarre, Fla. (Navarre)
31	Corey Lambert, Jr.	DB	5-11	215	r-Fr.-RS	4	-	F22	22	New Orleans, La. (Brother Martin)
55	Andrew Laurich	DL	6-3	270	Fr.-HS	4	-	F23	23	Yorkville, Ill. (Yorkville)

No.	Name	Pos.	Ht.	Wt.	Cl.-Exp.	RM	C19	1st	CSU	Hometown/Previous School
64	Bobby Lawrence	OL	6-9	330	Gr.-TR	1	*	F18	23	St. Joseph, Mo. (Central/Missouri)
51	Niko Lopez	LB	6-2	230	Fr.-HS	4	-	F23	23	Mission Viejo, Calif. (Santa Margarita Catholic)
29	Justin Marshall	RB	5-11	175	Fr.-HS	4	-	F23	23	Merrillville, Ind. (Merrillville)
72	Christian Martin	OL	6-6	240	Fr.-HS	4	-	F23	23	Destrehan, La. (Destrehan)
26	Ryan McConnell	RB	6-2	220	r-Fr.-HS	4	-	F22	22	Erie, Colo. (Erie)
98	Kennedy McDowell	DL	6-3	230	Fr.-HS	4	-	S23	23	Frisco, Texas (Memorial)
33	Tramayne Mejia-Paster	LB	6-2	225	Gr.-TR	2	*	F20	23	Merced, Calif. (Buhach Colony/California)
24	Dawson Menegatti	WR	6-2	195	r-Jr.-SQ	2	-	F20	20	Pueblo West, Colo. (Pueblo West)
11	Clay Millen	QB	6-3	210	r-So.-1L	3	-	F21	22	Snoqualmie, Wash. (Mount Si/Nevada)
91	James Mitchell	DL	6-1	290	Sr.-2L	2	*	F20	20	Duncanville, Texas (Duncanville)
23	Jaseim Mitchell	LB	6-1	230	r-So.-1L	3	-	F21	21	Colorado Springs, Colo. (Harrison)
44	Peter Montini	TE	6-0	230	Sr.-1L	2	*	F20	22	Pleasanton, Calif. (Foothill/Nevada)
74	Tanner Morley	OL	6-7	320	Fr.-HS	4	-	F23	23	Highlands Ranch, Colo. (Valor Christian)
12	Dominic Morris	DB	5-11	180	Jr.-TR	2	-	F21	23	Spring, Texas (Klein Oak/Furman)
25	Avery Morrow	RB	5-11	210	Sr.-1L	2	*	F20	22	Seattle, Wash. (Garfield/Nevada)
68	Drew Moss	OL	6-4	300	Jr.-TR	2	-	F21	23	Richardson, Texas (Richardson/Lamar)
87	Mason Muau	TE	6-6	225	Fr.-HS	4	-	F23	23	Nanakuli, Hawaii (Campbell)
46	Clay Nanke	TE	6-6	235	r-So.-SQ	3	-	F21	21	Denver, Colo. (Regis Jesuit)
61	Sammy Norris	OL	5-9	285	r-So.-SQ	3	-	F21	21	Las Vegas, Nev. (Centennial)
67	Jordan Noyes	K	5-11	195	Gr.-TR	2	*	F20	23	Dartford, Kent, England (Gad's Hill/Utah)
62	Moritz Oberhofer	OL	6-4	300	r-Fr.-RS	4	-	S22	22	Aldorf, Bavaria, Germany (Nürnberg)
81	Dane Olson	WR	5-10	190	r-Sr.-1L	1	-	F19	19	San Diego, Calif. (San Marcos)
96	Marshon Oxley	DL	6-2	225	r-Fr.-RS	4	-	F22	22	South Central Los Angeles, Calif. (Inglewood)
89	Jamari Person	WR	6-1	200	Fr.-HS	4	-	F23	23	Nashville, Tenn. (Haywood)
46	Cody Pettitt	LS	6-0	215	r-So.-1L	3	-	F21	21	Fort Collins, Colo. (Fossil Ridge)
27	Dylan Phelps	DB	6-2	195	Fr.-HS	4	-	F23	23	Las Vegas, Nev. (Spring Valley)
34	Tony Pierce, Jr.	DL	6-1	250	Gr.-TR	1	*	F18	23	Lake Alfred, Fla. (Auburndale/North Dakota State)
12	Giles Pooler	QB	6-5	210	r-So.-SQ	3	-	F21	21	Fort Collins, Colo. (St. Xavier (Ky.))
53	Whitefield Powell	DL	6-4	220	Fr.-HS	4	-	F23	23	Austin, Texas (Regents School of Austin)
95	Tyler Quinn	DL	6-1	285	r-So.-1L	3	-	F21	21	DeSoto, Texas (Duncanville)
47	Drew Rodriguez	LB	6-1	225	Fr.-HS	4	-	S23	23	Salem, Ore. (Sprague)
2	Justus Ross-Simmons	WR	6-3	205	So.-1L	3	-	F22	22	Rochester, N.Y. (Inglewood (Calif.))
45	Justin Sanchez	LB	6-0	230	Sr.-1L	1	-	F19	22	Whittier, Calif. (La Serna/El Camino)
28	Vann Schield	RB	5-11	215	r-So.-SQ	3	-	F21	22	Castle Pines, Colo. (Rock Canyon/CSU-Pueblo)
52	Rocco Schramm	LB	6-0	220	r-Fr.-RS	4	-	F22	22	Alamo, Calif. (Monte Vista)
54	Aubrey Scott	OL	6-5	260	r-Fr.-RS	4	-	F22	22	Compton, Calif. (Leuzinger)
32	Dante Scott	DB	6-1	185	Fr.-HS	4	-	F23	23	San Diego, Calif. (Bonita Vista)
31	Jordan Smith	RB	5-10	215	Jr.-JC	2	-	F20	23	Las Vegas, Nev. (Centennial/Saddleback)
99	Javion Smith-Combs	DL	6-5	260	Fr.-HS	4	-	F23	23	Greenwood Village, Colo. (Cherry Creek)
35	Kaden Stewart	LB	6-1	220	r-Jr.-TR	2	-	F20	23	Parker, Colo. (ThunderRidge/Colorado Mesa)
15	Jackson Stratton	QB	6-5	210	r-Fr.-RS	4	-	S22	22	Mission Bay, Calif. (La Jolla)
97	Matt Thomas	DL	6-3	275	Gr.-TR	1	*	F18	23	Brooklyn, N.Y. (Midwood/Rhode Island)
60	Morgan Tribbett	LS	5-11	210	Fr.-HS	4	-	F23	23	Greeley, Colo. (Eaton)
93	Teivis Tuioti	DL	6-3	290	r-Jr.-1L	3	*	F20	22	Laie, Hawaii (Southeast (Neb.)/Nevada)
41	Paddy Turner	P	6-5	210	r-Sr.-1L	1	-	S19	22	Ararat, VIC, Australia (Marian/Nevada)
79	Aitor Urionabarrenechea	OL	6-5	330	Fr.-HS	4	-	F23	23	Lancaster, Calif. (Chaminade College Prep)
29	Jett Vincent	DB	6-2	190	Fr.-HS	4	-	F23	23	Galva, Kan. (Canton-Galva)
24	Trey Vincent	DB	6-2	175	So.-TR	3	-	F22	23	Grinnell, Kan. (Wheatland/Ottawa)
59	Mulumba Wa-Kalonji	DL	6-1	215	Fr.-HS	4	-	F23	23	Aurora, Colo. (Grandview)
92	Mukendi Wa-Kalonji	DL	6-4	255	r-So.-1L	3	-	S21	21	Aurora, Colo. (Grandview)
43	Nate Weyand	DL	6-2	240	Fr.-HS	4	-	F23	23	Austin, Texas (Westlake)
13	Jordan Williams	TE	6-5	215	So.-1L	3	-	F22	22	Riverside, Calif. (St. Paul)
36	Mychai Williams	DB	6-0	180	r-Fr.-RS	4	-	F22	22	Los Angeles, Calif. (Dorsey)
41	Tyson Williams	DB	6-0	190	r-Fr.-RS	4	-	F22	22	Loveland, Colo. (Loveland)
30	Chase Wilson	LB	6-1	225	r-Jr.-2L	3	*	F20	20	Arvada, Colo. (Ralston Valley)
95	Ashton Wolff	K	6-2	205	So.-TR	3	-	F22	23	Marysville, Wash. (Pilchuck/Central Washington)

KEY

In an attempt to modernize our roster to provide more clarity about the makeup of the Rams, we have added four columns to the traditional layout of a roster. The key for those additions is below.

RM: Remaining Years (Including Current Season) | C19: * Indicates a COVID-19 Year | 1st: First Semester in College | CSU: First Season at CSU

No.	Name	Pos.	No.	Name	Pos.
0	Kobe Johnson	RB	46	Cody Pettitt	LS
1	Chigozie Anusiem	DB	47	Drew Rodriguez	LB
2	Justus Ross-Simmons	WR	49	Buom Jock	LB
3	Ron Hardge III	DB	50	Josh Ayers	LB
4	Louis Brown IV	WR	51	Niko Lopez	LB
5	Dallin Holker	TE	52	Rocco Schramm	LB
6	Dylan Goffney	WR	53	Whitefield Powell	DL
7	Dom Jones	DB	54	Aubrey Scott	OL
8	Jackson Brousseau	QB	55	Andrew Laurich	DL
8	Mohamed Kamara	DL	56	Kenyon Agurs	DL
9	Nuer Gatkuoth	DL	57	Trevyn Heil	OL
10	Vince Brown	TE	59	Jakob Belton	OL
11	Henry Blackburn	DB	59	Mulumba Wa-Kalonji	DL
11	Clay Millen	QB	60	Cameron Cooper	OL
12	Dominic Morris	DB	60	Morgan Tribbett	LS
12	Giles Pooler	QB	61	Jake Dennis	LS
13	Jordan Williams	TE	61	Sammy Norris	OL
14	Tory Horton	WR	62	Moritz Oberhofer	OL
15	Ayden Hector	DB	64	Bobby Lawrence	OL
15	Jackson Stratton	QB	65	Cameron Jackson	OL
16	Brayden Fowler-Nicolosi	QB	66	Andrew Cannon	OL
16	Brandon Guzman	DB	66	Brycen Heil	DL
17	Brig Hartson	QB	67	Jordan Noyes	K
17	Jack Howell	DB	68	Drew Moss	OL
18	Silas Evans	WR	69	Ethen Erickson	OL
19	Tyrell Grayson, Jr.	DB	71	Brian Crespo-Jaquez	OL
20	Jaylen Gardner	DB	72	Christian Martin	OL
22	TJ Crandall	DB	73	Oliver Jervis	OL
23	Jaseim Mitchell	LB	74	Tanner Morley	OL
24	Dawson Menegatti	WR	75	Jacob Gardner	OL
24	Trey Vincent	DB	76	Keegan Hamilton	OL
25	Avery Morrow	RB	77	Saveyon Henderson	OL
26	Ryan McConnell	RB	78	Aaron Karas	OL
27	Dylan Phelps	DB	79	Aitor Urionabarrenechea	OL
28	Vann Schield	RB	80	Matt Greenwald	WR
29	Justin Marshall	RB	81	Dane Olson	WR
29	Jett Vincent	DB	82	Lavon Brown	WR
30	Chase Wilson	LB	83	Bryan Hansen	PK
31	Corey Lambert, Jr.	DB	84	Stephon Daily	WR
31	Jordan Smith	RB	86	Caleb Goodie	WR
32	Dante Scott	DB	87	Mason Muau	TE
33	Keegan Holles	RB	88	Mekhi Fox	WR
33	Tramayne Mejia-Paster	LB	89	Jamari Person	WR
34	Damian Henderson	RB	90	Henry Katleman	K
34	Tony Pierce, Jr.	DL	90	Grady Kelly	DL
35	Kaden Stewart	LB	91	James Mitchell	DL
36	Will Hutchison	P	92	Mukendi Wa-Kalonji	DL
36	Mychai Williams	DB	93	Teivis Tuioti	OL
37	Jace Bellah	DB	94	Cam Bariteau	DL
38	Liam Huber	DB	95	Tyler Quinn	DL
39	DeAndre Gill, Jr.	DL	95	Ashton Wolff	K
40	KJ Edwards	RB	96	Marshon Oxley	DL
41	Paddy Turner	P	97	Matt Thomas	DL
41	Tyson Williams	DB	98	Kennedy McDowell	DL
42	Luke Garrelts	TE	99	Javion Smith-Combs	DL
43	Nate Weyand	DL			
44	Peter Montini	TE			
45	Justin Sanchez	LB			
46	Clay Nanke	TE			

RETURNING LETTERWINNERS (31)

OFFENSE (13)

Offensive Line (2)

Jacob Gardner
Keegan Hamilton

Quarterbacks (1)

Clay Millen

Running Backs (2)

Keegan Holles
Avery Morrow

Tight Ends (2)

Peter Montini
Jordan Williams

Wide Receivers (6)

Louis Brown IV
Mekhi Fox
Matt Greenwald
Tory Horton
Dane Olson
Justus Ross-Simmons

SPECIALISTS (3)

Henry Katleman, K
Cody Pettitt, LS
Paddy Turner, P

DEFENSE (15)

Defensive Line (7)

Cam Bariteau
Mohamed Kamara
Grady Kelly
James Mitchell
Tyler Quinn
Teivis Tuioti
Mukendi Wa-Kalonji

Linebackers (3)

Jaseim Mitchell
Justin Sanchez
Chase Wilson

Secondary (5)

Chigozie Anusiem
Henry Blackburn
Brandon Guzman
Ayden Hector
Jack Howell

RAMS BY REMAINING YEARS (TRADITIONAL CLASSIFICATIONS REMOVED TO ACCOUNT FOR TRANSFERS, COVID WAIVERS, ETC.)

Final Season (13)

Chigozie Anusiem, Andrew Cannon, Ron Hardge III, Oliver Jervis, Kobe Johnson, Mohamed Kamara, Henry Katleman, Bobby Lawrence, Dane Olson, Tony Pierce, Jr., Justin Sanchez, Matt Thomas, Paddy Turner

Two Seasons Remaining (29)

Cam Bariteau, Jakob Belton, Henry Blackburn, Vince Brown, Cameron Cooper, Jake Dennis, KJ Edwards, Ethen Erickson, Jacob Gardner, Dylan Goffney, Tyrell Grayson, Jr., Matt Greenwald, Brandon Guzman, Saveyon Henderson, Dallin Holker, Tory Horton, Jack Howell, Cameron Jackson, Dom Jones, Tramayne Mejia-Paster, Dawson Menegatti, James Mitchell, Peter Montini, Dominic Morris, Avery Morrow, Drew Moss, Jordan Noyes, Jordan Smith, Kaden Stewart

Three Seasons Remaining (28)

Louis Brown IV, Brian Crespo-Jaquez, Mekhi Fox, Luke Garrelts, Nuer Gatkuoth, Keegan Hamilton, Brig Hartson, Ayden Hector, Brycen Heil, Trevyn Heil, Keegan Holles, Liam Huber, Grady Kelly, Clay Millen, Jaseim Mitchell, Clay Nanke, Sammy Norris, Cody Pettitt, Giles Pooler, Tyler Quinn, Justus Ross-Simmons, Vann Schield, Teivis Tuioti, Trey Vincent, Mukendi Wa-Kalonji, Jordan Williams, Chase Wilson, Ashton Wolff

Four Seasons Remaining (45)

Kenyon Agurs, Josh Ayers, Jace Bellah, Jackson Brousseau, Lavon Brown, TJ Crandall, Stephon Daily, Silas Evans, Brayden Fowler-Nicolosi, Jaylen Gardner, DeAndre Gill, Jr., Caleb Goodie, Bryan Hansen, Damian Henderson, Will Hutchison, Buom Jock, Aaron Karas, Corey Lambert, Jr., Andrew Laurich, Niko Lopez, Justin Marshall, Christian Martin, Chris Maxey, Ryan McConnell, Kennedy McDowell, Tanner Morley, Mason Muauu, Moritz Oberhofer, Marshon Oxley, Jamari Person, Dylan Phelps, Whitefield Powell, Drew Rodriguez, Rocco Schramm, Dante Scott, Aubrey Scott, Javion Smith-Combs, Jackson Stratton, Morgan Tribbett, Aitor Urionabarrenechea, Jett Vincent, Mulumba Wa-Kalonji, Nate Weyand, Mychai Williams, Tyson Williams

Years listed above are inclusive of the ability to exercise a waiver season for the 2020 season as well.

QUARTERBACKS

Returning (5)

Brayden Fowler-Nicolosi	r-Fr.	RS
Brig Hartson	r-Fr.	RS
Clay Millen	r-So.	1L
Giles Pooler	r-So.	SQ
Jackson Stratton	r-Fr.	RS

Added (1)

Jackson Brousseau	Fr.	HS
-------------------	-----	----

RUNNING BACKS

Returning (3)

Keegan Holles	So.	1L
Avery Morrow	Sr.	1L
Vann Schield	r-So.	SQ

Added (6)

KJ Edwards	Jr.	JC
Damian Henderson	Fr.	HS
Kobe Johnson	Gr.	TR
Justin Marshall	Fr.	HS
Ryan McConnell	r-Fr.	HS
Jordan Smith	Jr.	JC

Letterman Lost (2)

David Aggrey	1L
Jaylen Thomas	3L

WIDE RECEIVERS

Returning (7)

Louis Brown IV	So.	1L
Mekhi Fox	So.	1L
Matt Greenwald	r-So.	1L
Tory Horton	Sr.	1L
Dawson Menegatti	r-Jr.	SQ
Dane Olson	r-Sr.	1L
Justus Ross-Simmons	So.	1L

Added (6)

Lavon Brown	Fr.	HS
Stephon Daily	Fr.	HS
Silas Evans	Fr.	HS
Dylan Goffney	Jr.	TR
Caleb Goodie	Fr.	HS
Jamari Person	Fr.	HS

Lettermen Lost (1)

Justice McCoy	2L
---------------	----

TIGHT ENDS

Returning (3)

Peter Montini	Sr.	1L
Clay Nanke	r-So.	SQ
Jordan Williams	So.	1L

Added (4)

Vince Brown	Jr.	TR
Luke Garrelts	r-Fr.	HS
Dallin Holker	Jr.	TR
Mason Maaau	Fr.	HS

Lettermen Lost (2)

Tanner Arkin	1L
Gary Williams	2L

OFFENSIVE LINE

Returning (9)

Cameron Cooper	r-Sr.	RS
Brian Crespo-Jaquez	r-Jr.	1L
Jacob Gardner	Sr.	1L
Keegan Hamilton	So.	1L
Trevyn Heil	r-So.	SQ
Aaron Karas	r-Fr.	RS
Sammy Norris	r-So.	SQ
Moritz Oberhofer	r-Fr.	RS
Aubrey Scott	r-Fr.	RS

Added (11)

Jakob Belton	Jr.	JC
Andrew Cannon	Gr.	TR
Ethen Erickson	Jr.	JC
Saveyon Henderson	Jr.	JC
Cameron Jackson	Jr.	JC
Oliver Jervis	Sr.	TR
Bobby Lawrence	Gr.	TR
Christian Martin	Fr.	HS
Tanner Morley	Fr.	HS
Drew Moss	Jr.	TR
Aitor Urionabarrenechea	Fr.	HS

Lettermen Lost (5)

George Miki-Han	1L
Dante Bivens	1L
Gray Davis	1L
Dontae Keys	1L
Owen Snively	1L

DEFENSIVE LINE

Returning (11)

Cam Bariteau	Sr.	2L
Nuer Gatkuoth	r-Fr.	RS
DeAndre Gill, Jr.	r-Fr.	RS
Brycen Heil	r-Jr.	SQ
Mohamed Kamara	5th	4L
Grady Kelly	r-So.	1L
James Mitchell	Sr.	2L
Marshon Oxley	r-Fr.	RS
Tyler Quinn	r-So.	1L
Teivis Tuioti	r-Jr.	1L
Mukendi Wa-Kalonji	r-So.	1L

Added (9)

Kenyon Agurs	Fr.	HS
Andrew Laurich	Fr.	HS
Kennedy McDowell	Fr.	HS
Tony Pierce, Jr.	Gr.	TR
Whitefield Powell	Fr.	HS
Javion Smith-Combs	Fr.	HS
Matt Thomas	Sr.	TR
Mulumba Wa-Kalonji	Fr.	HS
Nate Weyand	Fr.	HS

Lettermen Lost (3)

Troy Golden	3L
Brandon Hickerson-Rooks	2L
CJ Onyechi	1L

LINEBACKERS

Returning (4)

Jaseim Mitchell	r-So.	1L
Justin Sanchez	Sr.	1L
Rocco Schramm	r-Fr.	RS
Chase Wilson	r-Jr.	2L

Added (6)

Josh Ayers	Fr.	HS
Buom Jock	Fr.	HS
Niko Lopez	Fr.	HS
Tramayne Mejia-Paster	Sr.	TR
Drew Rodriguez	Fr.	HS
Kaden Stewart	r-Jr.	TR

Lettermen Lost (3)

Cam'Ron Carter	5L
Dequan Jackson	5L
Drew Kulick	1L

SECONDARY

Returning (10)

Chigozie Anusiem	5th	2L
Jace Bellah	r-Fr.	1L
Henry Blackburn	Sr.	3L
Brandon Guzman	r-Jr.	1L
Ayden Hector	r-Jr.	1L
Jack Howell	Jr.	2L
Liam Huber	r-So.	1L
Corey Lambert, Jr.	r-Fr.	1L
Mychai Williams	r-Fr.	1L
Tyson Williams	r-Fr.	1L

Added (10)

TJ Crandall	Fr.	HS
Jaylen Gardner	Fr.	HS
Tyrell Grayson, Jr.	Jr.	TR
Ron Hardge III	Sr.	TR
Dom Jones	Gr.	TR
Dominic Morris	Jr.	TR
Dylan Phelps	Fr.	HS
Dante Scott	Fr.	HS
Trey Vincent	r-Fr.	TR
Jett Vincent	Fr.	HS

Lettermen Lost (2)

Greg Laday	1L
Titus Jones	2L

SPECIALISTS

Returning (4)

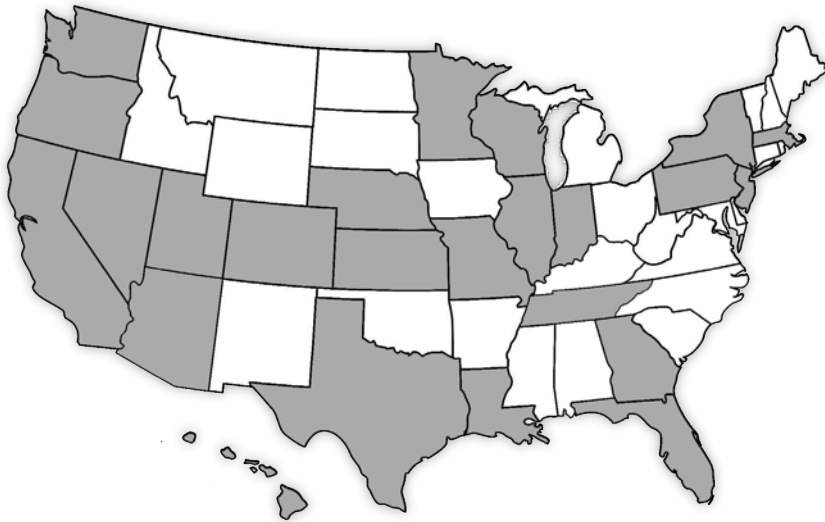
Cody Pettitt (LS)	r-So.	1L
Paddy Turner (P)	r-Sr.	1L
Bryan Hansen (K)	r-Fr.	RS
Henry Kattleman (K)	5th	1L

Added (5)

Jake Dennis (LS)	Jr.	TR
Will Hutchison (P)	Fr.	HS
Jordan Noyes (K)	Gr.	TR
Morgan Tribbett (LS)	Fr.	HS
Ashton Wolff (K)	So.	TR

Letterman Lost (2)

Michael Boyle (K)	1L
Jacob Raab (LS)	1L



RAMS BY STATE

ARIZONA (1)
Phoenix Stephon Daily

CALIFORNIA (28)
Alamo Rocco Schramm
Apple Valley KJ Edwards
Chatsworth Lavon Brown
Compton Aubrey Scott
Fontana Ethen Erickson
Fresno Tyrell Grayson
 Tory Horton
Inglewood Kenyon Agurs
La Habra Chigozie Anusiem
Lancaster Aitor
 Urionabarrenechea
Long Beach Jakob Belton
Los Alamitos Damian Henderson
Los Angeles Louis Brown
 Marshon Oxley
 Mychai Williams
Merced Tramayne Mejia-Paster
Mission Bay Jackson Stratton
Mission Viejo Niko Lopez
Pasadena Brandon Guzman
 Mekhi Fox
Pleasanton Peter Montini
Rancho Cucamonga Jacob Gardner
Riverside Jordan Williams
San Diego Dante Scott
 Dane Olson
Topanga Henry Katleman
Whittier Justin Sanchez

COLORADO (32)
Arvada Aaron Karas
 Chase Wilson
Aurora Cameron Cooper
 Brycen Heil
 Trevyn Heil
 Mukendi Wa-Kalonji
 Mulumba Wa-Kalonji
Boulder Henry Blackburn
 Matt Greenwald
 Liam Huber
Castle Pines Vann Schield
Colorado Springs Jaseim Mitchell

Denver Silas Evans
 Keegan Hamilton
 Clay Nanke
Erie Ryan McConnell
Fort Collins Brian Crespo-Jaquez
 Jack Howell
 Cody Pettitt
 Giles Pooler
Greeley Morgan Tribbett
Greenwood Village Keegan Hollis
 Javion Smith-Combs
Highlands Ranch Tanner Morley
Johnstown Brig Hartson
Littleton Luke Garrelts
Loveland Tyson Williams
Parker Josh Ayers
 Kaden Stewart
Pueblo Jace Bellah
Pueblo West Dawson Menegatti

FLORIDA (4)
Hollywood Ron Hardge III
Lake Alfred Tony Pierce, Jr.
Navarre Grady Kelly
Orlando Andrew Cannon

GEORGIA (2)
Duluth Dom Jones
Lawrenceville Kobe Johnson

HAWAII (2)
Laie Teivis Tuioti
Nanakuli Mason Muauu

ILLINOIS (3)
Crete Saveyon Henderson
Matteson Vince Brown
Yorkville Andrew Laurich

INDIANA (1)
Merrillville Justin Marshall

KANSAS (2)
Galva Jett Vincent
Grinnell Trey Vincent

LOUISIANA (3)
Breaux Bridge Caleb Goodie
Destrehan Christian Martin
New Orleans Corey Lambert, Jr.

MASSACHUSETTS (1)
Wareham Cam Bariteau

MINNESOTA (1)
Mankato Buom Jock

MISSOURI (1)
St. Joseph Bobby Lawrence

NEBRASKA (1)
Omaha Jake Dennis

NEVADA (3)
Las Vegas Sammy Norris
 Dylan Phelps
 Jordan Smith

NEW JERSEY (1)
Newark Mohamed Kamara

NEW YORK (2)
Brooklyn Matt Thomas
Rochester Justus Ross-Simmons

OREGON (1)
Salem Drew Rodriguez

PENNSYLVANIA (1)
Sellersville Oliver Jervis

TENNESSEE (1)
Nashville Jamari Person

TEXAS (14)
Aledo Brayden Fowler-Nicolosi
Austin Whitefield Powell
 Nate Weyand
Colleyville Bryan Hansen
Cyprus Dylan Goffney
DeSoto Tyler Quinn
Duncanville James Mitchell

Frisco Kennedy McDowell
Fulshear Will Hutchison
Richardson Drew Moss
San Antonio Jaylen Gardner
Spring Dominic Morris

UTAH (2)
Lehi Jackson Brousseau
 Dallin Holker

WASHINGTON (6)
Bellevue Ayden Hector
Marysville Ashton Wolff
Sammamish TJ Crandall
Seattle DeAndre Gill
 Avery Morrow
Snoqualmie Clay Millen

WISCONSIN (1)
Milwaukee Cameron Jackson

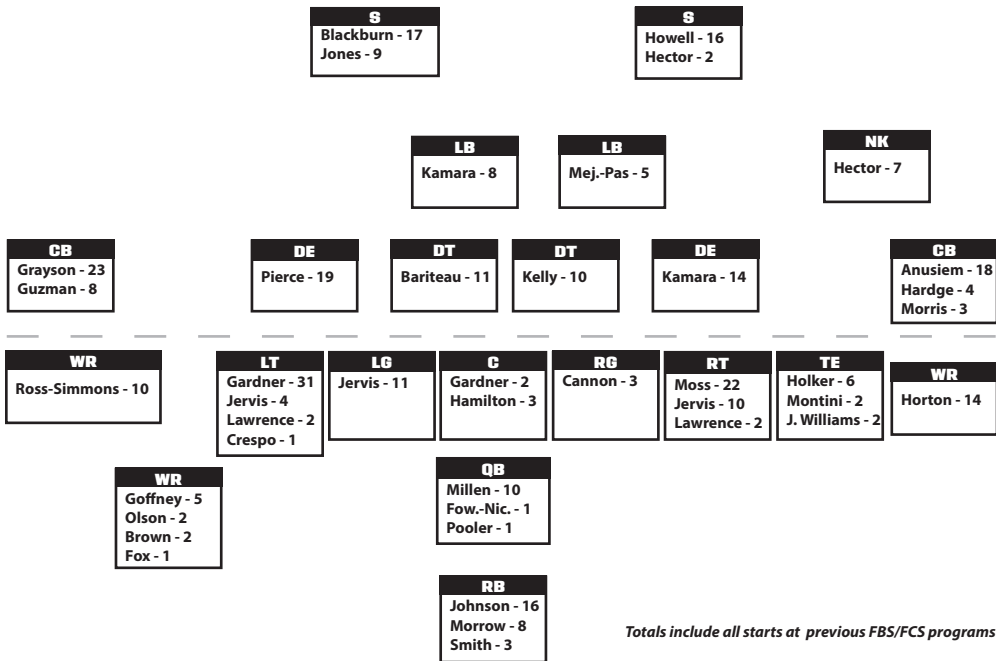
INTERNATIONAL

AUSTRALIA (1)
Ararat, VIC Paddy Turner

CANADA (1)
Edmonton, AB Nuer Gatkuoth

ENGLAND (1)
Dartford, Kent Jordan Noyes

GERMANY (1)
Aldorf, Bavaria Mortiz Oberhofer



Totals include all starts at previous FBS/FCS programs

Offensive Starts Returning

Jacob Gardner, OL	(33)
Oliver Jervis, OL	(25)
Drew Moss, OL	(22)
Kobe Johnson, RB	(16)
Tory Horton, WR	(14)
Clay Millen, QB	10
Justus Ross-Simmons, WR	10
Avery Morrow, RB	8
Dallin Holker, TE	(6)
Dylan Goffney, WR	(5)
Bobby Lawrence, OL	(4)
Andrew Cannon, OL	(3)
Keegan Hamilton, OL	3
Jordan Smith, RB	(3)
Louis Brown IV, WR	2
Peter Montini, TE	2
Dane Olson, WR	2
Jordan Williams, TE	2
Brian Crespo-Jaquez, OL	1
Brayden Fowler-Nicolosi, QB	1
Mehki Fox, WR	1
Giles Pooler, QB	1

Defensive Starts Returning

Tyrell Grayson, Jr., DB	(23)
Mohamed Kamara, DL	22
Tony Pierce, Jr., DL	(19)
Chigozie Anusiem, DB	(18)
Henry Blackburn, DB	17
Jack Howell, DB	16
Cam Bariteau, DL	11
Grady Kelly, DL	10
Ayden Hector, DB	(9)
Dom Jones, DB	(9)
Brandon Guzman, DB	8
Tramayne Mejia-Paster, LB	(5)
Ron Hardge III, DB	(4)
Dominic Morris, DB	(3)

Offensive Starts Lost

Dontae Keys, OL	(45)
Gray Davis, OL	(32)
Dante Bivens, OL	(28)
Gary Williams, TE	5

Defensive Starts Lost

Dequan Jackson, LB	50
Cam'ron Carter, LB	51
CJ Onyechi, DL	(27)
Greg Laday, DB	(4)
Brandon Hickerson-Rooks, DL	2

Starts in parantheses include starts at previous FBS/FCS programs



THE STAFF



JAY NORVELL

Head Coach

Second Year at Colorado State
Iowa, '86

THE NORVELL FILE

PERSONAL

Year at Colorado State: 2nd (7th as a Head Coach)
Birthday: March 28, 1963
Hometown: Madison, Wisc.
Education: University of Iowa, 1986
Family: Wife: Kim; Son: Jaden

COACHING CAREER

1986-87 – Iowa (Offensive Graduate Assistant)
1988 – Northern Iowa (Wide Receivers)
1989-94 – Wisconsin (Offensive Line/Wide Receivers Special Teams)
1995-97 – Iowa State (Asst. HC/Quarterbacks/Wide Receivers)
1998-01 – Indianapolis Colts (Wide Receivers)
2002-03 – Oakland Raiders (Tight Ends)
2004-06 – Nebraska (OC/Quarterbacks)
2007 – UCLA (Offensive Coordinator/Quarterbacks)
2008-10 – Oklahoma (Asst. OC/Wide Receivers)
2011-14 – Oklahoma (Co-OC/Wide Receivers)
2015 – Texas (Wide Receivers)
2016 – Arizona State (Wide Receivers/Passing Game Coordinator)
2017-21 – Nevada (Head Coach)
2022-Present – Colorado State (Head Coach)

Jay Norvell enters his second season at the helm of the Colorado State program and was named the 24th head coach in program history by Director of Athletics Joe Parker on Monday, Dec. 6, 2021.

Norvell, who led the Nevada Wolf Pack to four bowl games in five seasons (2017-21) as head coach prior to coming to Fort Collins, has an offensive coaching acumen which is unquestioned after he built a conference title contender at Nevada over his five seasons. Former Wolf Pack quarterback Carson Strong was a two-time MW Offensive Player of the Year as Nevada led the MW in passing offense in 2021 at 365.8 yards per game. The Wolf Pack posted four-consecutive winning seasons under Norvell including a pair of bowl wins in 2018 (Arizona) and 2020 (Famous Idaho Potato).

Norvell's first season in Fort Collins may not have seen growth in the win-loss column from the team he inherited, but the cultural progress under Norvell's direction was undeniable.

The Rams posted a 3-9 record in his first season, a campaign which opened against CFP semifinalist Michigan and was filled with seven teams which advanced to the postseason. Starting three different quarterbacks during the season (all of whom were redshirt or true freshmen), the Rams showed signs of improvement on offense as the season progressed, averaging 247.3 yards of total offense the first half, improving to 324.1 the second half.

The same trend showed on defense, with the Rams going from 400.8 yards allowed to 309.1. Seven players were named All-Mountain West, including first-team selections for wideout Tory Horton and safety Jack Howell. Quarterback Clay Millen and defensive tackle Grady Kelly were named freshmen All-America by Pro Football Network.

After a difficult non-conference slate and a plethora of expected contributors opting to enter the transfer portal, the Rams became closer despite the departures and put the first victory of Norvell's Colorado State tenure on the board in dramatic fashion, winning on a walk-off field goal in the conference opener at Nevada. The conference season concluded with two more wins over Hawaii and a shut-out on Senior Day over New Mexico.

At times during the 2022 campaign, Norvell and his coaching staff were working with as few as 59 scholarship players on the roster and even fewer available to play due to injury. Regardless, the Rams produced one of the league's toughest defenses in Mountain West play, holding opponents to an average of just 19.9 points. In the eight-game league schedule, Norvell's Rams, held together mostly by grit and hope, were non-competitive just once (at Boise State) and managed to keep their average margin of defeat to fewer than six points overall. Removing the Boise State game (49-10), the Rams were out-scored by their opponents by less than one point on average.

Using his time at Nevada as the blueprint, Norvell set out to build the Colorado State program through recruiting ahead of the 2023 season. That blueprint resulted in the highest-rated recruiting classes in program history based on 247Sports' Composite rankings and the second-highest in the Mountain West by the same metric.

Off the field and the recruiting trail, Norvell's impact in the Fort Collins and Colorado State community was equally as significant. From the day Norvell stepped foot on campus, he was engaged with anyone interested in Colorado State University and Colorado State Athletics. From speaking engagements to organizing a run for charity, Norvell has re-ignited a spark in the community around his program.



NORVELL BY THE NUMBERS

YEAR-BY-YEAR RECORDS

Season	School	Record
2017	Nevada	3-9 (3-5)
2018	Nevada	8-5 (5-3)
2019	Nevada	7-6 (4-4)
2020	Nevada	7-2 (6-2)
2021	Nevada	8-4 (5-3)
2022	Colorado State	3-9 (3-5)
Overall		36-35 (26-22)

BOWL EXPERIENCE

Year	Bowl	Team	Opp.	Result
1987	Holiday	Iowa	Wyoming	W, 20-19
1993	Rose	Wisconsin	UCLA	W, 21-16
1994	Hall of Fame	Wisconsin	Duke	W, 34-20
2005	Alamo	Nebraska	Michigan	W, 32-28
2006	Cotton	Nebraska	Auburn	L, 14-17
2007	Las Vegas	UCLA	BYU	L, 16-17
2008	National Championship	Oklahoma	Florida	L, 14-24
2009	Sun	Oklahoma	Stanford	W, 31-27
2010	Fiesta	Oklahoma	Connecticut	W, 48-20
2011	Insight	Oklahoma	Iowa	W, 31-14
2012	Cotton	Oklahoma	Texas A&M	L, 13-41
2013	Sugar	Oklahoma	Alabama	W, 45-31
2014	Russell Athletic	Oklahoma	Clemson	L, 6-40
2018	Arizona	Nevada	Arkansas State	W, 16-13
2019	Famous Idaho Potato	Nevada	Ohio	L, 21-30
2020	Famous Idaho Potato	Nevada	Tulane	W, 38-27

RECORD VS. OPPONENTS

Opponent	Record	Opponent	Record
Air Force	1-3	Oregon State	1-0
Arkansas State	1-0	Portland State	1-0
Boise State	1-3	Purdue	1-0
California	1-0	Sacramento State	0-1
Colorado	0-0	San Diego State	3-2
Colorado State	2-1	San Jose State	4-2
Fresno State	2-3	South Dakota State	0-1
Hawaii	4-2	Toledo	1-1
Idaho State	1-1	Tulane	1-0
Kansas State	0-1	UNLV	4-1
Michigan	0-1	Utah State	1-2
Middle Tennessee	0-1	Utah Tech	0-0
New Mexico	2-0	UTEP	1-0
New Mexico State	1-0	Vanderbilt	0-1
Nevada	1-0	Washington State	0-2
Northwestern	0-1	Weber State	1-0
Ohio	0-1	Wyoming	1-2
Oregon	0-1		

Bold - Opponent on 2023 Schedule

GENERAL

THE RAMS

2022 REVIEW

HISTORY

UNIVERSITY



Perhaps his biggest and most notable introduction has been that of the Grit Run - a 5K fun-run around campus with all proceeds going to benefit research around cystic fibrosis, a disease which impacts his wife, Kim, on a daily basis. In it's first year, the Norvell's raised over \$20,000 to directly benefit the CF Foundation. The total was nearly doubled in year two with over \$40,000 going to research causes.

At Nevada, the Wolfpack enjoyed an immense turnaround under Norvell's leadership, and it paid off in the postseason honors as well. Including Strong's consecutive offensive player of the year awards, 16 Nevada student-athletes earned All-MW honors in 2021 led by first-team wide receiver Romeo Doubs, who finished the regular season ranked No. 12 nationally in receiving yards.

Strong concluded his 2021 campaign ranked top-10 nationally in completions per game (3rd; 30.4), passing yards (4th; 4,175), passing yards per game (5th; 347.9), passing touchdowns (6th; 36), completion percentage (8th; 69.9) and total offense (8th; 330.6).

In May 2021, Norvell was named the 2020-21 College Coach of the Year by the National Coalition of Minority Football Coaches. He is the first Black head coach in program history, and the first sitting head coach to be hired since Earle Bruce in 1989.

Norvell's resume and experiences reaches to all corners of college and professional football. He has spent time in the Big 10, Big 12, Pac-12, and NFL with the Indianapolis Colts and Oakland Raiders – a period that included an AFC Championship and appearance in Super Bowl XXXVII in 2002 under head coach Bill Callahan. During his time as an assistant, Norvell coached in every BCS bowl game during the BCS Era including the 2009 BCS National Championship with Oklahoma. Overall, he has been to 22 bowl games as both a player and a coach.

An All-Big 10 defensive back during his playing career at Iowa under legendary Hawkeyes coach Hayden Fry, Norvell got his first opportunity in coaching under Fry on the offensive side of the football. That move proved fruitful for the young graduate assistant in 1986.

Over stops at Oklahoma, Texas, and Arizona State, Norvell mixed his Air Raid-style offensive scheme with principles of under-center schemes employed in the NFL to put together a highly effective offensive machine. While coaching wide receivers at Oklahoma (2008-14), a period which also including serving as co-offensive coordinator (2011-14), Norvell mentored Oklahoma greats in Kenny Stills, Sterling Shephard and Ryan Broyles, who left Oklahoma as the NCAA's all-time leader in receptions.

His run as Oklahoma coincided with the careers of three of the top four players on OU's all-time receptions list: Broyles, Stills, and Juaquin Iglesias. He also oversaw five of the program's top six single-season reception marks and helped his receiving corps earn 10 all-conference and three academic all-conference first team honors.



Prior to his appointment at Oklahoma, Norvell served as the offensive coordinator and quarterbacks coach at both UCLA (2007) and Nebraska (2004-06). The Cornhuskers were one of only two teams in the nation to rank in the top 25 in total offense, scoring offense, rushing offense and passing offense in 2006. That same year Nebraska totaled nine wins and finished the regular season as Big 12 North Division Champions.

Aside from the college game, Norvell coached for six seasons in the NFL, four of which were with the Colts and two with the Raiders. While with Oakland he coached tight ends for two seasons and worked alongside an offense that included Hall of Fame receivers Jerry Rice and Tim Brown. His trip to the Super Bowl in 2002 was led by an offense that led the NFL in total yards and passing yards per game. Norvell joined the Colts coaching staff in 1998 as the wide receivers coach and mentored Harrison to 385 receptions, 5,376 receiving yards and 48 touchdowns during his tenure. His time with the Colts was also the first four seasons of two-time Super Bowl champion Peyton Manning's career.

A 1986 graduate of Iowa, Norvell was an All-Big Ten defensive back and recorded a league-high seven interceptions in 1985 as he helped the Hawkeyes put together a 10-2 record, a conference championship and a spot in the Rose Bowl. He was a member of the Chicago Bears in 1987 before he began his coaching career as a graduate assistant at his alma mater.

Norvell, who hails from Madison, Wis., has a wife, Kim, and son, Jaden. He is the author of a book, "Complete Wide Receiver," which was published in 2012.



THE MUMME FILE

PERSONAL

Birthday	May 15, 1975
Education	University of Kentucky, 1999
Hometown	Stephenville, Texas
Family	Wife: Fayedra

COACHING CAREER

2003-04	Southeastern Louisiana (Quarterbacks)
2005-08	New Mexico State (Co-Offensive Coordinator)
2009-10	McMurry (Offensive Coordinator)
2011-12	Davidson (Offensive Coordinator)
2013-16	LaGrange (Head Coach)
2017-21	Nevada (Off. Coordinator/Quarterbacks)
2022-Pres.	Colorado State (Associate HC/Quarterbacks)

BOWLS COACHED

2018	Arizona (Nevada)
2019	Famous Idaho Potato (Nevada)
2020	Famous Idaho Potato (Nevada)

MATT MUMME

ASSOCIATE HEAD COACH | QUARTERBACKS

2ND YEAR AT COLORADO STATE | KENTUCKY, '99

Matt Mumme, an Air Raid offense enthusiast, was hired as Colorado State's associate head coach and quarterbacks coach in December 2021, following head coach Jay Norvell from Nevada. He spent five years in both roles with the Wolf Pack.

Guiding the youngest quarterbacks room in the country in 2022 – none of them were older than redshirt freshmen and three different players started games – Mumme's teaching prowess was evident as Clay Millen was named a Freshman All-American by College Football News after setting the school record for completion percentage at 72.2. The mark also set the FBS record for a freshman and was the second best in Mountain West history.

In his final two seasons at Nevada, the Wolf Pack offense hit new heights, led by quarterback Carson Strong, who repeated as Mountain West Offensive Player of the Year. Nevada led the conference in scoring offense (36.7 points per game), touchdowns (54), pass attempts (549), pass completions (383) and passing offense (365.8 yards per game) as Strong led the league in total offense (330.5 per), passing yards per game (347.9) and tied for the lead in passing touchdowns (36).

After ranking 12th nationally in 2020 in passing offense, Nevada finished fourth in 2021 and the scoring offense ranked 15th nationally.

Under Mumme's direction in 2017, Ty Gangi broke out to become a top threat in the conference. Gangi garnered an All-MW honorable mention after leading the league in touchdown passes (23) during the conference season. In total Gangi threw 25 touchdown passes on the year, which ranked in the top 30 nationally, and totaled over 2,700 yards through the air.

Mumme also developed a couple of key receiving targets in the Air Raid scheme in All-MW second team performer Wyatt Demps and freshman All-America McLane Mannix. Demps posted one of the finest seasons by a Pack receiver in recent memory, leading the conference

with 11 receiving touchdowns and finishing second in receptions with 67. Demps nearly notched a 1,000-yard receiving season as well, totaling 908 yards which ranked in the top 45 in the nation. Mannix on the other hand snagged 57 catches for 778 yards, notched six touchdowns and averaged 13.6 yards per catch. His 57 receptions were tied for second among freshmen wide receivers, he was fifth in receiving yards and fourth in receiving touchdowns.

Mumme arrived in Fort Collins with 19 years of coaching experience under his belt, including 10 as an offensive coordinator at New Mexico State University, Southeastern Louisiana University, McMurry University, Davidson College and LaGrange College. In his coaching career, he has guided a top-10 passing offense in the nation 11 times, including three times as the top passing offense in the nation and once as the top team in total offense.

Mumme's offense led the USA South conference in passing for the fourth straight year in 2016, averaging more than 360 yards per game. The Panthers led NCAA Division III in passing yards per game in 2013 and were sixth in 2014. In 2016 they finished fifth in the nation in passing.

Mumme's offenses at Davidson broke numerous school records. Quarterback Jonathan Carkhuff broke the school passing record and was sixth in the nation, while receiver Lanny Funsten became an All-American under Mumme, setting a single-season school record with 100 receptions.

His 2003 offense at SELU led the nation in both passing offense and total offense. The 2004 Lions offense also led the nation in passing under Mumme's direction. Mumme holds a degree in human environmental studies with a minor in business from the University of Kentucky and also earned a master's in business administration from Southeastern Louisiana University. His wife, Fayedra, is a licensed professional counselor.



THE BANKS FILE

PERSONAL

Birth day	July 4, 1988
Hometown	Harvey, Ill.
Education	North Dakota State University, 2010
Family	Wife: Candace

COACHING CAREER

2011-12	Minnesota State-Moorhead (DC/Cornerbacks)
2013-14	Nicholls (Corners)
2015	Livonia HS (LA) (Defensive Coordinator)
2016-18	Midwestern State (Secondary)
2019	Stephen F. Austin (Corners)
2020	Nevada (Corners)
2021	Montana State (DC/Defensive Backs)
2022-Pres.	Colorado State (DC/Defensive Backs)

BOWLS COACHED

2019	Famous Idaho Potato (Nevada)
-------------	------------------------------

FREDDIE BANKS

DEFENSIVE COORDINATOR | SECONDARY

2ND YEAR AT COLORADO STATE | NORTH DAKOTA STATE, '10

Freddie Banks serves as Colorado State's defensive coordinator/defensive backs coach, a post he assumed in January 2022 as a part of Jay Norvell's initial coaching staff.

Banks arrived in Fort Collins fresh off leading the No. 6 scoring defense in the FCS to the national championship game while in the same role at Montana State. It was the Bobcats first appearance in the FCS national championship game since 1984.

Colorado State's defense showed improvement in Banks' first season, trimming nearly 80 yards of total offense allowed from the first half to the second half and scoring by more than 11 points. The unit posted a shutout for the first time since 2016 on the final weekend, and the unit generated at least one turnover a game after the opener, including a streak of six consecutive games with an interception. In a win over Nevada, the defense produced the Rams' only two touchdowns of the game on an interception return by Ayden Hector and a fumble return by Mukendi Wa-Kalonji. Sophomore safety Jack Howell was named first-team All-Mountain West after leading the team with 108 tackles and tying for the team lead with three interceptions. Defensive end Mohamed Kamara earned second-team All-MW honors, with CJ Onyechi, Dequan Jackson and Chigozie Anusiem named honorable mention. Defensive tackle Grady Kelly was named a College Football News Freshman All-American.

Under his tutelage at Montana State, the Bobcats defense allowed just 10 or fewer points in seven of 15 games in 2021. The unit allowed just 15.0 points per game and 310.1 yards of total offense, the 14th-best mark in the FCS. The Bobcats collected 42 sacks (12th) and generated 24 turnovers (17th), including 18 interceptions (4th) on the season.

The Bobcats were also stingy in the red zone, posting the No. 18 ranked red zone defense in the country.

Montana State linebacker Troy Andersen was named a first team All-American as well as the FCS Defensive Player of the Year by Phil Steele, and defensive lineman Daniel Hardy earned first team All-American honors by the same outlet. Andersen was also named the Big Sky Conference's Defensive Player of the Year while six other Bobcats picked up All-Big Sky honors.

Joining the Colorado State staff is a reunion for Banks and Norvell as the defensive coordinator spent one year at Nevada as the Wolf Pack's cornerbacks coach.

Banks played at Mercyhurst in 2007 before transferring to North Dakota State, where he finished out his career. His coaching career started a year later at Minnesota State-Moorhead. In just two seasons, he became the defensive coordinator there before moving to Nicholls to coach cornerbacks from 2013-14. He then spent one season as a high school coach in Louisiana before returning to the college ranks at Midwestern State, where he coached the secondary from 2016-18, then spent the 2019 seasons as the cornerbacks coach at Stephen F. Austin.

GENERAL

THE RAMS

2022 REVIEW

HISTORY

UNIVERSITY



BILL BEST

ASSISTANT COACH | OFFENSIVE LINE

2ND YEAR AT COLORADO STATE | LOUISIANA-MONROE, '01

THE BEST FILE

PERSONAL

Birth day	Jan. 29, 1979
Hometown	Rayville, La.
Education	University of Louisiana Monroe, 2001
Family	Wife: Jennifer; Children: Hannah, Brady, James

COACHING CAREER

2001	Delhi (La.) HS (Offensive Line)
2002-03	Farmerville (La.) HS (Offensive Coordinator)
2004-05	Ranger College (OC/Recruiting Coordinator)
2006-11	West Texas A&M (Associate HC/Offensive Line)
2012-13	Central Arkansas (Offensive Line)
2014-17	Stephen F. Austin (Run Game Coord./OL)
2018-19	Rice (Tight Ends)
2020-21	Nevada (Offensive Line)
2022-Pres.	Colorado State (Offensive Line)

BOWLS COACHED

2020	Famous Idaho Potato (Nevada)
-------------	------------------------------

Bill Best was named Colorado State's offensive line coach in December 2021, following Jay Norvell from Nevada, where Best served in the same role for two seasons.

In his first season, Best had to guide the Rams through a series of injuries, leading to four different centers starting during the season, including a walk-on true freshman. The unit had a different starting five in each of the first five weeks, using six different combinations throughout the season. The only positions which did not experience change were the two guard slots. In the end, Jacob Gardner still earned honorable mention All-Mountain West recognition for the third consecutive season.

In two seasons at Nevada, his offensive line earned nine All-Mountain West honors, ranging from second team to honorable mention. In 2021, five of his linemen were recognized for protecting two-time Mountain West Offensive Player of the Year, quarterback Carson Strong, enabling the Wolf Pack to finish fourth nationally in passing offense.

After beginning his coaching career at the high school level, Best has spent the bulk of his college career in Texas, beginning at the junior college level in 2004 with stops at West Texas A&M, Central Arkansas, Stephen F. Austin and Rice.

He coached tight ends at Rice in 2018 and 2019 after a strong four-year run at SFA with the Lumberjacks. While at Nacogdoches, SFA averaged 435 yards per game in 2016 and 2017, including a rushing offense that put up more than 200 yards a game in 2017. The Lumberjacks' offensive line also paved the way for a 1,600-yard rusher during Best's first season in 2014.

Best has seen 13 of his offensive linemen sign professional contracts during his coaching career.

Prior to SFA, Best spent the previous two seasons as the offensive line coach for Central Arkansas. Best spent six seasons at West Texas A&M, beginning his career with the Buffs in 2006 as a graduate assistant before being elevated to associate head coach and offensive line coach in 2007. In 2011 he served as offensive coordinator for the Buffaloes.

Best spent two seasons as the offensive coordinator and recruiting coordinator at Ranger College (2004-05) after beginning his coaching career at the high school level in Louisiana.

He played at Millsaps College and Louisiana Monroe.



JAMES FINLEY

ASSISTANT COACH | TIGHT ENDS

2ND YEAR AT COLORADO STATE | OREGON, '07

James Finley coaches the tight ends as a part of Jay Norvell's initial coaching staff, coming to Colorado State in January 2021.

Originally hired to coach running backs, Finley shifted to tight ends following the hire of Timmy Chang to Hawaii.

In his first season as a collegiate coach, he led a young and inexperienced group of tight ends who would start to add some punch by the end of the campaign. His room finished the season with 22 catches, with true freshman Jordan Williams earning a start late in the season and producing his first collegiate score on a 21-yard pass.

Finley's impact was also felt on the recruiting trail almost immediately. Known throughout southern California particularly, Finley was instrumental in helping the Rams ink the highest-ranked recruiting class in program history in 2023 which included nine players from the area.

Finley came to Fort Collins after spending four seasons as the wide receivers coach at Mater Dei, a southern California high school football powerhouse, where he helped win two national championships. Current Ram George Miki-Han is an alumnus of the program as is former CSU punter Ryan Stonehouse.

Finley was an All-Pac 10 Honorable Mention Selection over two years playing at Oregon (2005-06).

Prior to his career at Oregon, Finley was ranked among the nation's top 10 junior college wide receivers following the 2004 season by SuperPrep as well as 32nd in the country among JC prospects encompassing all positions. College Football News tabbed him nationally as the sixth-best junior college receiver and 15th-best overall recruit. He ranked seventh in California in receptions per game as a sophomore (6.4 avg.) and 11th in yards per game (100.8 avg.), hauling in seven touchdowns to go along with his 64 catches and 1,008 receiving yards.

During his prep career, he completed his senior year with 83 receptions for more than 1,400 yards and 14 touchdowns to become one of three wide receivers to be named to the Long Beach Press-Telegram's Best-in-the-West contingent as well as the Tacoma News Tribune's Western One-Hundred. His 131 receptions for 2,477 yards and 28 TDs during his final two prep campaigns did not include his six catches for 122 yards and two scores in the post-season California-Florida high school all-star game.

THE FINLEY FILE

PERSONAL

Birthday	March 21, 1984
Hometown	Inglewood, Calif.
Education	University of Oregon, 2007
Family	Wife: Monique; Children: Keri, Jae, Mhina, James III

COACHING CAREER

2015-17	Narbonne (Calif.) HS (Defensive Backs/Receivers)
2018-21	Mater Dei (Calif.) HS (Wide Receivers)
2022-Pres.	Colorado State (Tight Ends)

GENERAL

THE RAMS

2022 REVIEW

HISTORY

UNIVERSITY



JEREMY MOSES

ASSISTANT COACH | RUNNING BACKS

2ND YEAR AT COLORADO STATE | STEPHEN F. AUSTIN, '11

Jeremy Moses joined Jay Norvell's initial staff in January of 2022, hired as the running backs coach.

For Moses, it is a return to the collegiate ranks after spending the past few seasons as a high school football coach in Texas, both at Clear Lake and Baytown Sterling.

In his first season at CSU, he helped Avery Morrow transform from a backup at Nevada to a certified threat in the Mountain West for the Rams. Morrow rushed for 834 yards, producing a trio of 100-yard games (the first of his career) and four touchdowns.

The seven years prior, he was an offensive assistant at his alma mater, Stephen F. Austin, coaching the wide receivers and running backs before serving as the co-offensive coordinator and wide receivers coach his final two seasons.

In his first year in charge of SFA's wideouts, Moses led a talented group of receivers highlighted by sophomore Tamrick Pace, who claimed All-Southland Second Team honors after leading the team in receptions (53) and receiving yards (645) for the second-straight season. Pace reached the 1,000-yard receiving mark in 2017 after just 15 games played. Moses also coached the duo of junior FBS transfers Terian Goree and Frank Iheanacho, who made their presence felt in the Southland Conference by combining for 75 catches for 656 yards.

Prior to the 2017 season, Moses spent three years working with the SFA running backs, overseeing a group that rushed for over 1,000 yards and eight touchdowns in 2016. Sophomore Loren Easley led the way with 497 yards and seven touchdowns for the 'Jacks with senior Joshawa West adding 452 yards on the ground. Newcomer Kijana Amous also came on strong at the end of the season, finishing with 228 yards and a touchdown.

The Lumberjack rushing unit continued to thrive in 2015, led by the emergence of freshman Easley, who led the team with 759 rushing yards and two of the top-10 longest runs in program history. Junior West added to the rushing attack with his 617 yards, giving SFA a balanced onslaught on the ground. In 2014, Moses spent the season leading Walter Payton Award finalist Gus Johnson, guiding the senior to the best rushing season in both SFA and Southland history. It formed a unique storyline with a Walter Payton Award winner mentoring a Walter Payton Award finalist.

Named to numerous All-America teams during his collegiate career from 2007-10, Moses re-wrote both school and Southland record books on his way to being named FCS National Player of the Year. A two-time Southland Player of the Year selection, Moses graduated from SFA as the NCAA's all-time leader in completions (1,184) at the FCS level.

Following his playing career for the Purple and White, Moses spent one season at North Alabama as an offensive assistant on Terry Bowden's coaching staff before returning to his alma mater.

THE MOSES FILE

PERSONAL

Birthday	Sept. 4, 1988
Hometown	Baytown, Texas
Education	Stephen F. Austin, 2011
Family	Wife: Jessica; Children: Owen and Maddox

COACHING CAREER

2011	North Alabama (Assistant)
2012-13	Stephen F. Austin (Wide Receivers)
2014-16	Stephen F. Austin (Running Backs)
2017-18	Stephen F. Austin (Co-OC; Wide Receivers)
2019-20	Clear Lake (Texas) HS
2021	Baytown Sterling (Texas) HS
2022-Pres.	Colorado State (Running Backs)



THE PATTON FILE

PERSONAL

Birth day	March 17, 1982
Education	Kansas State University, 2005
Hometown	St. Louis, Mo.

COACHING CAREER

2004	Clayton HS (Mo.) (Assistant)
2005	Port St. Lucie HS (Fla.) (Defensive Coordinator)
2006	Miami HS (Fla.) (Assistant)
2007-09	Lakeland HS (Fla.) (Defensive Backs)
2010	South Florida (Defensive Graduate Assistant)
2011	UCLA (Defensive Graduate Assistant)
2012	Seton Hill (Secondary)
2013	Fairmont State (Co-Defensive Coordinator)
2014-15	Colorado Mesa (Defensive Coordinator)
2016-21	Tarleton State (Defensive Coordinator/Sec.)
2022-Pres.	Colorado State (Cornerbacks)

BOWLS COACHED

2010	Car Care (South Florida)
2011	Fight Hunger (UCLA)

MARCUS PATTON

ASSISTANT COACH | CORNERBACKS

2ND YEAR AT COLORADO STATE | KANSAS STATE, '05

Marcus Patton joined the Colorado State coaching staff as a part of Jay Norvell's initial hiring roster prior to the 2022 season and coaches the cornerbacks.

In his first season with the Rams, his group helped the Rams rank third in the conference in pass defense efficiency at 111.11. Chigozie Anusiem led the corners, tying for the team lead with nine passes defended on his way to All-Mountain West honorable mention honors.

Patton came to Colorado State after six seasons at Tarleton State where he served as the defensive coordinator and secondary coach.

Patton led Tarleton's first NCAA Division I campaign in the unprecedented spring football season of 2021. The Texans went 5-3 in their first season at the FCS level and earned their first win over a Division I program against FBS Independent New Mexico State on February 21. The first Tarleton defense to take on Division I held opponents to 19.3 points per game and made three interceptions in the secondary. In four of those games, the Texan defense managed to hold their opponents to under 200 yards of total offense.

Prior to making their Division I debut, Patton and the Tarleton defense put together the most impressive season in school history in 2018 as the Texans set a school record with 12 victories. With Patton calling the defense, the Texans allowed just 16.4 points per game and only 300 yards per contest en route to the first outright LSC title in program history and advancing to the NCAA regional finals with a 12-1 record and a No. 5 national ranking. The 214 points allowed are the fewest for the Texans in the NCAA era.

The Texan defense recorded 17 interceptions and had 33 sacks in 13 games. The defense also posted two shutouts – including a 58-0 rout over No. 24 Azusa Pacific in the first round of the NCAA Division II playoffs.

He coached the LSC Defensive Back of the Year in Devin Hafford and had 13 all-conference defensive players.

Patton coached three All-American's in Hafford (CB), Tyrell Thompson (DT) and Jai Edwards (FS). Patton coached a pair of defenders who went on to the NFL in linebacker EJ Speed, who was drafted in the fifth round of the 2019 NFL Draft by the Indianapolis Colts, the highest draft pick in program history, and Tyrell Thompson, who signed a free agent deal with the Los Angeles Rams and was later drafted into the NFL.

He coached Tarleton's Cody Burtcher to one of the most decorated seasons by a single player in school history as the senior was named first-team All-LSC, All-Region, AFCA All-America, and the Lone Star Conference Linebacker of the Year under Patton's leadership. In addition to Burtcher, Patton's defense also boasted EJ Speed, who earned second-team honors and led the nation in forced fumbles, as well as honorable mention All-LSC players Dominique Martin, Chase Varnado, Basil Jackson, and Treston Ridge.

Patton went to Tarleton after spending the 2014-15 seasons as the defensive coordinator at Colorado Mesa. In 2015, his Maverick defense was one of the best in the nation and finished in the top-10 in the country in multiple defensive categories including: fourth-down conversion defense, defensive touchdowns scored, and turnover margin with 28 defensive takeaways including 19 interceptions. Mesa also finished No. 11 in the nation in red-zone defense and No. 12 in the nation in scoring defense after allowing just 17.8 points per game.

Patton, who has also spent time as a collegiate assistant coach at Fairmont State, Seton Hill, UCLA, Indiana State, and South Florida, played football for Kansas State University from 2000-04.

A native of St. Louis, Missouri, Patton earned a bachelor's degree in social science from Kansas State and then went on to coach four seasons at the high school level in Florida before returning to the college ranks as a defensive assistant.

GENERAL

THE RAMS

2022 REVIEW

HISTORY

UNIVERSITY



TOMMY PERRY

SPECIAL TEAMS COORDINATOR

2ND YEAR AT COLORADO STATE | TEXAS A&M, '03

THE PERRY FILE

PERSONAL

Birth day	August 29, 1980
Hometown	Monroe, La.
Education	Tyler Junior College, 2001; Texas A&M, 2003
Family	Wife: Roberta; Children: Joanna, Jude

COACHING CAREER

2004	Texas (Assistant Strength and Conditioning)
2005	Texas A&M-Commerce (Special Teams Coord./RBs)
2006	Amsterdam Admirals (Special Teams, Strength)
2006-08	Alabama (Graduate Assistant)
2009-12	South Alabama (Special Teams Coordinator/RBs)
2013-16	North Texas (Special Teams Coordinator/RBs)
2017-19	Nevada (Special Teams Coordinator)
2020-21	UTSA (Special Teams Coordinator)
2022-Pres.	Colorado State (Special Teams Coordinator)

Veteran coach Tommy Perry was named the special teams coach by Jay Norvell in January of 2022 as part of his initial staff.

Perry, who began coaching in 2004, becomes the first Colorado State coach devoted solely to special teams. He has spent the past five seasons of his career solely as a special teams coach, and has held the title 12 other seasons at various stops, the first being at Texas A&M – Commerce in 2005.

At each stop, his units have shown improvement from the onset. In 2013, his first at North Texas, the Mean Green led the nation with eight blocked kicks, of them, a nation-leading five punts, three of which were returned for touchdowns. His coverage and kicking units have regularly ranked in the top 20 nationally.

He was the first coach in program history dedicated solely to special teams, and the Rams would finish Mountain West action leading the league in punt return average (15.5) and ranking third in net punting (39.6). Employing first-time starters at punter and place kicker, Michael Boyle made 9-of-11 attempts, including the game winner at Nevada. Tory Horton was the leading punt returner in conference play, averaging 15.5 yards per return, including a 72-yard scoring burst vs. Wyoming.

Prior to coming to Colorado State, Perry won a Conference USA championship with UTSA in 2021 while leading the Roadrunner special teams units.

Under Perry's tutelage, punter Lucas Dean earned second-team All-America accolades from the Sporting News and was a fourth-team selection by Phil Steele after shattering UTSA's single-season punting average record with a 46.0 mark, which led Conference USA and ranked sixth nationally.

The 2020 C-USA Special Teams Player of the Year and a first-team all-league pick, Dean punted 57 times with 27 that pinned opponents inside their own 20-yard line, 21 that sailed 50-plus yards, 10 that resulted in fair catches and only four that went for a touchback.

Placekicker Hunter Duplessis, an honorable mention All-American by Phil Steele, emerged as one of the most reliable kickers in the country that same season, making 17 of 20 field goals (85%) and converting 40 of 41 extra-point attempts en route to scoring a program-record 91 points. The Lou Groza Award semifinalist and first-team all-conference performer carried a streak of 23 consecutive field goals made from 2019 into October before it was snapped, and the Campbell Trophy semifinalist and C-USA All-Academic Team honoree also kicked off 46 times with 15 touchbacks in 2020.

The role at Colorado State reunites Perry with Norvell after the two worked together during Norvell's first three seasons at Nevada.

In Perry's second year, Nevada improved its punt return game from 10.0 yards per return to 12.59 yards per return, which ranked second in the Mountain West and 24th nationally. A big reason for the increase in punt return success was rookie Romeo Doubs, who returned a punt against Portland State 80 yards for a touchdown on his first collegiate touch. Perry also worked with punter Quinton Conaway, who averaged 43.6 yards per punt, which ranked in the top five in the league and in the top 30 nationally. Conaway also booted a 74-yard punt in 2018, which was tied for the 12th longest punt of the season across the nation.

His playing career started in 2000 at Tyler Community College, and after two seasons, he transferred to Texas A&M where he played linebacker, defensive end and fullback. His grandfather, John David Crow, won the Heisman Trophy for Texas A&M in 1957.



ADAM PILAPIL

ASSISTANT COACH | LINEBACKERS

2ND YEAR AT COLORADO STATE | WYOMING, '18

Adam Pilapil was hired as the linebackers coach in December of 2022 as part of Jay Norvell's inaugural coaching staff.

Inheriting a blend of young and experienced talent, he saw all four of his backers finish among the top 13 in tackles for the team. Dequan Jackson earned second-team All-Mountain West honors after recording 100 tackles, including 6.0 for loss, while Cam'Ron Carter ranked third on the team with 76 stops.

Pilapil is familiar with the Mountain West and the Border War rivalry with Wyoming having played linebacker four seasons for the Cowboys.

As a senior, he was part of a group with ranked 19th nationally in total defense and 25th in rush defense. He was named Academic All-Mountain West all four seasons, finishing with 69 career tackles.

He started his coaching path as a graduate assistant at his alma mater in the 2019 season, then moved to Kansas State as a graduate assistant under his position coach, Steve Stanard, who was a former defensive coordinator at Colorado State.

Pilapil spent the 2021 season as an assistant defensive line coach at Montana State, working with defensive coordinator Freddie Banks. The Bobcats reached the FCS National Championship game in 2021.

THE PILAPIL FILE

PERSONAL

Birthday April 25, 1996

Hometown Torrance, Calif.

Education University of Wyoming, 2018

Family Wife: Kayla

COACHING CAREER

2019 Wyoming (Defensive Quality Control)

2020 Kansas State (Defensive Graduate Assistant)

2021 Montana State (Assistant Defensive Line)

2022-Pres. Colorado State (Linebackers)

GENERAL

THE RAMS

2022 REVIEW

HISTORY

UNIVERSITY



CHAD SAVAGE

RECRUITING COORDINATOR | WIDE RECEIVERS

2ND YEAR AT COLORADO STATE | SAN DIEGO, '18

THE SAVAGE FILE

PERSONAL

Birthday June 30, 1994
Hometown Reno, Nev.
Education San Diego, 2018

COACHING CAREER

2016-17 San Diego (Undergraduate Assistant)
2018-19 Nevada (Offensive Graduate Assistant)
2020 San Diego (Wide Receivers)
2021 Nevada (Tight Ends)
2022-Pres. Colorado State (Recruiting Coordinator/WRS)

Chad Savage joined the Colorado State staff as the tight ends coach, following Jay Norvell from Nevada where he coached tight ends.

Following staff departures to Hawaii, Savage became the wide receivers coach prior to the start of 2022 spring practices.

Savage also serves as the Rams' on-staff recruiting coordinator.

For his efforts as a part of signing the 2022 and 2023 recruiting classes, Savage has been ranked as the highest-ranked recruiter in the Mountain West by 247Sports in consecutive seasons. Savage primarily recruits southern California and Arizona for the Green and Gold and was instrumental in signing six Rams in and around Los Angeles in the class of 2022. He was also named to 247Sports.com's "30 under 30" list for the 2022 season. In the 2023 class, the number of Rams from Savage's recruiting area jumped to 10.

On the field, in his first season leading the receivers, Savage mentored Tory Horton to a 1,000-yard season, the eight-consecutive such season for a Rams pass catcher. Horton was named first team All-Mountain West after leading the league in yards (1,131) and yards per game (94.3) while notching five 100-yard games. He was named to the Biletnikoff Watch List on his way to tallying the eighth-most receiving yards in a season in school history. Horton's 71 receptions ranked 10th in school history.

True freshman Justus Ross-Simmons also became a starter and a dependable target with 26 receptions for 424 yards, averaging 16.3 yards per catch.

The Reno, Nev., native began his coaching career as an undergraduate assistant at San Diego from 2016-17, then became a graduate assistant at Nevada from 2018-19. He returned to USD for one season as the receivers coach before returning to Reno to become the tight ends coach in 2021.

While coaching for the Wolf Pack, Savage helped Cole Turner continue his All-Mountain West career, as the second-team selection finished with 63 receptions for 677 yards and 10 touchdowns in 2021. Turner was a fifth round selection by the Washington Commanders in the 2022 NFL Draft.



BUDDHA WILLIAMS

ASSISTANT COACH | DEFENSIVE LINE

2ND YEAR AT COLORADO STATE | CHARLESTON, '09

LeDominique "Buddha" Williams was named to Jay Norvell's inaugural coaching staff in December of 2022 as the defensive line coach.

Taking over a young room, Williams developed a stout defensive front using a heavy rotation system. The group helped the Rams improve in run defense as the season progressed, with three of his linemen finishing among the top 10 in tackles for the team, led by second-team All-Mountain West selection Mohamed Kamara, who finished with 44 tackles, 16.0 for loss and 8.5 sacks. He was second in the league with 1.33 TFLs per game and fifth with 0.71 sacks per game. CJ Onyechi earned honorable mention All-MW with his 58 tackles, 9.0 TFLs and 3.5 sacks, while in the interior, Grady Kelly was named a Freshman All-American by College Football News with 43 tackles.

A coaching veteran, he spent the 2017-21 seasons at North Dakota State where he helped mold the defensive ends for the perennial FCS power.

In his time with the Bison, he helped develop four FCS All-Americans in Greg Menard, Spencer Waege, Derrek Tuszka and Brayden Thomas, with Tuszka being named the Missouri Valley Conference Defensive Player of the Year in 2019 and was selected in the seventh round of the 2020 NFL Draft by the Denver Broncos.

NDSU posted three of the top four seasons in terms of tackle for loss in Williams' tenure. In 2021, the Bison had a school record 49 sacks, with Thomas posting nine.

Over his five seasons with the Bison, North Dakota State won four FCS National Championships (2017, 2018, 2019, 2021).

He spent one season at UT Martin in 2016, coaching a pair of all-conference linemen. His first season on the field came with his alma mater, Charleston, as a linebackers coach in 2010, then spent four seasons as a graduate assistant, first at Ohio and then at Illinois.

Williams was a four-year starter at the University of Charleston, helping the team produce winning results as the program returned to the field in 2005. He posted 174 tackles with 17 tackles for loss and five sacks over four seasons with the Golden Eagles (2006-09) and was the team's leading tackler in 2006 with 90 total tackles.

Williams earned bachelor's degrees from the University of Charleston in business administration and sports administration in 2009. He completed his master's degree in coaching education at Ohio University in 2013. Williams and his wife, Veronica, have two children: Alexis and Dominic.

THE WILLIAMS FILE

PERSONAL

Birthday	July 14, 1987
Hometown	Cincinnati, Ohio
Education	University of Charleston, 2009
Family	Wife: Veronica; Children: Alexis and Dominic

COACHING CAREER

2010	Charleston (Linebackers)
2011	Ashland (Graduate Assistant)
2012-13	Ohio (Graduate Assistant)
2014-15	Illinois (Graduate Assistant)
2016	Tennessee-Martin (Defensive Line)
2017-21	North Dakota State (Defensive Ends)
2022-Pres.	Colorado State (Defensive Line)

BOWLS COACHED

2012	Independence (Ohio)
2013	Beef 'O' Brady's (Ohio)
2014	Heart of Dallas (Illinois)
2017	FCS National Championship (North Dakota St.)
2018	FCS National Championship (North Dakota St.)
2019	FCS National Championship (North Dakota St.)
2021	FCS National Championship (North Dakota St.)

GENERAL

THE RAMS

2022 REVIEW

HISTORY

UNIVERSITY



JORDON SIMMONS

ASST. HEAD COACH | HEAD STRENGTH COACH

2ND YEAR AT COLORADO STATE | LENOIR-RHYNE, '10

THE SIMMONS FILE

PERSONAL

Birthdate Dec. 16, 1987
Hometown Redondo Beach, Calif.
Education Lenoir-Rhyne, 2010; Oklahoma, 2013

COACHING CAREER

2007-10 Carolina Panthers (Assistant)
2009 Alabama (Football Intern)
2009-10 Lenoir-Rhyne (Assistant Coach)
2010-13 Oklahoma (Asst. FB/Head Olympic)
2013-14 3rd Group THOR3 Special Forces
 (Tactical Performance/Strength Specialist)
2014-16 Kickboxing Gym (Owner/Head Trainer)
2017-19 Nevada (Director of Football S&C)
2020-21 Nevada (Asst. HC/Director of Football S&C)
2022-Pres. Colorado State (Asst. HC/Director of Football S&C)

Jordon Simmons joined Jay Norvell's initial hiring staff as the Assistant Head Coach and head strength and conditioning coach after serving in the same role for five years at Nevada, bringing with him a strong military and football background to the team.

Simmons, a native of Redondo Beach, Calif., joined the Wolf Pack from North Carolina, where he operated a kickboxing gym and served as head trainer after a year with the United States 3rd Group Special Forces in Fort Bragg, N.C. In his time with the Special Forces, Simmons worked with wounded warriors and executed team training for groups readying for deployment.

Simmons and Norvell first connected in 2010 when they both worked at Oklahoma. Simmons was serving as a member of the Sooners' strength staff, working with football, wrestling, baseball, soccer and tennis. He also took the lead and revamped the nutrition program at OU. Prior to Oklahoma, Simmons was a strength and conditioning assistant with the NFL's Carolina Panthers from 2007-10. Simmons has also worked for the University of Alabama. His father, Jerry, spent 23 years in the NFL as the head strength and conditioning coach for the New England Patriots, Cleveland Browns, Baltimore Ravens and Carolina Panthers.

Simmons received his bachelor's degree in sports management with minors in exercise science and business from Lenoir-Rhyne University in 2010 and his master's in exercise physiology from Oklahoma in 2013. During undergrad at Lenoir-Rhyne, Simmons was a four-year starter on the Bears football team as a long snapper and member of the defensive unit and received first team all-conference honors in 2008 and 2009.



Brad Aoki
Offensive Graduate
Assistant



Kaden Beavers
Defensive Graduate
Assistant



Nick Bergstrom
Associate Head
Equipment Manager



Colton Bosnos
Director of Football
Operations



Mikael Bradford
Defensive Intern



Tim Cassidy
Senior Associate AD/
Chief of Staff



Rafal Ciepiela
Athletic Trainer



Jeremy Copeland
Director of Player
Development



Brett Cumnock
Asst. Director of Player
Personnel



Tyler Gilliam
Special Teams
Analyst



Bria Griffin
Director of On-Campus
Recruiting




Melissa Haisch
Athletic Trainer



Matt Helton
Offensive Graduate
Assistant



Jared Hinrichs
Operations Assistant



Dan Hislop
Associate Director of
Strength and Speed



Adam Hodge
Director of
Football Video

GENERAL

THE RAMS

2022 REVIEW

HISTORY

UNIVERSITY



Chase Holbrook
Offensive Analyst



Greg Jensen
Head Football
Athletic Trainer



Lee Land
Athletic Trainer



Zack Lanningham
Assistant Video
Coordinator



Hope Nepstad
Assistant Director of
Strength and Speed



Nash O'Fallon
Director of
Player Personnel



Shannon O'Hair
Head Equipment
Manager



Jake Vang
Defensive Analyst



THE RAMS



56

Kenyon Agurs
6-4, 235, Fr.
Defensive Line
Inglewood HS
Inglewood, Calif.

Personal/High School

Played for coach Mil'von James ... A 3-star composite recruit by 247Sports ... Three-sport athlete who participated in track and basketball ... Captain in football and basketball ... Played just one season of football, his senior year ... Ran on the 4x400 relay team as well as the high jump ... Prep teammate of Louis Brown, Justus Ross-Simmons, and Marshon Oxley ... Interned with the LA84 Foundation and the Brotherhood Crusade ... Mother is Lolita and has one sister, Kimora



7

Chigozie Anusiem
6-1, 200, Gr.
Defensive Back
Sonora HS (California)
La Habra, Calif.

Awards and Honors

First Team All-Mountain West (PFJ, 2022)
 Honorable Mention All-Mountain West (League, 2022)

At Colorado State


Redshirt Senior, 2022 (12/12): Tallied 36 tackles on the season including 19 solo ... Led the Rams with nine pass breakups ... Led all Mountain West cornerbacks with 818 snaps according to Pro Football Focus ... Allowed just 22 receptions for 228 on 47 targets in 403 snaps in coverage, the fourth-best yards per reception mark among MW cornerbacks

Before Colorado State

Spent four seasons at Cal (2018-21) where he played in 25 games with six starts ... Tallied 40 tackles and seven pass breakups over his career with the Bears after redshirting in 2018

Personal/High School

Prepped at Sonora High where he was a cornerback and wide receiver ... Tallied 139 tackles, five interceptions, 28 passes defended and three forced fumbles on defense while grabbing 51 passes for 1,151 yards and 13 touchdowns on offense ... Also ran track and field in high school ... Was a four-star recruit coming out of Sonora by Rivals and the No. 36 rated corner




50

Josh Ayers
6-2, 200, Fr.
Linebacker
Lutheran HS
Parker, Colo.

Personal/High School

Played for coach Stephen Robbins ... Tallied 119 tackles, including 83 solo, during his senior season ... Posted 8.5 sacks and 19 quarterback hurries while also recovering three fumbles ... Named the Lutheran Football Player of the Year and was a member of the CHSAA/MaxPreps All-State second team ... Also a member of the track and field team



94

Cam Bariteau
6-1, 300, Sr.
Defensive Line
Peddie School
Wareham, Mass.

At Colorado State

Junior, 2022 (12/11): Entered the starting lineup for the first time in his career ... First career start came at Michigan ... Started every game except the Middle Tennessee game ... Recorded 20 tackles and one sack on the season ... Had one fumble recovery and 1.5 tackles for loss (9 yards) ... Had a season-best five stops at Air Force

Sophomore, 2021 (6/0): Appeared in six games ... Recorded five tackles as a reserve defensive lineman

Freshman, 2020 (1/0): Saw first career action at Boise State.

Personal/High School

Coached by Christopher Malleo ... A three-star composite recruit according to 247Sports ... A letterman in three varsity sports – football, baseball and basketball ... Picked up All-League honors in both football and baseball ... Earned academic honors all four years ... Born Nov. 2, 2000 ... Parents are Chad and Traci Bariteau ... Has two older siblings: brother Cy and sister Cali.

**37****Jace Bellah**
5-11, 190, r-Fr.
Defensive Back
Pueblo South HS
Pueblo, Colo.**At Colorado State****Freshman, 2022 (0/0):** Walked on ... Redshirted**Personal/High School**

A four-sport letterwinner, including basketball, baseball and track and field ... Was second team All-State as a senior ... First team All-Conference from 2019-2021 ... Led state in interceptions as a sophomore ... Five times named a captain for his high school teams ... Honor roll all four years ... Born May 6, 2003 ... Parents are Jerry and Ann ... Has two sisters, Samantha and Nicole ... Father played football at Central Michigan ... sister Samantha ran track at CSU-Pueblo

**59****Jakob Belton**
6-6, 275, Jr.
Offensive Line
Wilson HS (Long Beach CC)
Long Beach, Calif.**Before Colorado State**

Spent two seasons at Long Beach City College where he played for coach Brent Peabody ... Appeared in nine games in 2022 ... Part of an offensive line which led to 367.5 yards per game, 248.4 passing ... Brother, Matthew, played at San Diego State and cousin, Steve Burns, Jr., played at Nevada

Personal/High School

Prepped at Woodrow Wilson High School for coach Mark Ziegenhagen ... Served as a team captain his senior year (2020) ... Parents are Larry and Chaudra ... Also has a sister, Candice

**11****Henry Blackburn**
6-0, 205, Sr.
Defensive Back
Fairview HS
Boulder, Colo.**At Colorado State**


Junior, 2022 (10/10): Had a season-best 14 tackles at Boise State ... Fifth on the team in tackles with 53 ... His eight pass breakups ranked second on the team ... Notched his first career interception against Wyoming ... Forced two fumbles, recovering one

Sophomore, 2021 (7/5): Was eighth on the team with 41 tackles, 18 solo stops ... Finished with two pass breakups ... Had a season-best 10 stops in the opener vs. South Dakota State ... Followed up with a season-best seven assisted tackles vs. Vanderbilt

Freshman, 2020 (4/2): Enrolled early, participated in spring camp 2020 ... Started the final two games of the season at safety ... Ranked fifth on the team with 23 tackles ... Established a career-best with 10 tackles in the season finale at San Diego State, including a personal best seven solo stops ... Recorded the first pass defense of his career at Boise State

Personal/High School

Played for coach Tom McCartney ... Ranked No. 15 in the state by 247Sports composite and carried a three-star listing ... A two-way standout for the Knights ... Had 139 catches for 2,403 yards and 43 touchdowns in his career at receiver ... Set the CHSAA state record for season touchdown receptions with 26 as a senior ... Led the state that same year in receiving yards ... Ranked No. 2 nationally accounting for 29 points per game as he also served as Fairview's kicker ... Named first team All-State as a receiver and safety ... Finished with 169 tackles, 15 for loss, as well as three sacks, 16 passes defended and three interceptions ... Was also a three-year starter in basketball and a two-time football captain ... Chose CSU from list which included Pennsylvania, Air Force, Central Michigan and Columbia

**8****Jackson Brousseau**
6-4, 210, Fr.
Quarterback
Lehi HS
Lehi, Utah**Personal/High School**

Played for coach Ed Larson ... A 3-star composite recruit by 247Sports ... A three-sport letterman, including basketball and baseball ... Threw for more than 3,000 yards in each of his junior and senior seasons, combining for 72 touchdowns and 14 interceptions ... Completed at least 66.1 percent of his passes in his two years as the starter, averaging better than 230 yards per game passing ... First team All-State selection in both football and baseball ... Has won four state championships among the three sports he's played ... Both his father and grandfather played collegiate basketball and had an uncle who played football at BYU



82

Lavon Brown
6-0, 190, Fr.
Wide Receiver
Sierra Canyon HS
Chatsworth, Calif.

Personal/High School

Played for coach John Ellinghouse ... A 3-star composite recruit by 247Sports ... Had 37 catches for 472 yards and seven touchdowns as a senior ... Averaged 20.6 yards on kickoff returns



4

Louis Brown IV
6-1, 190, So.
Wide Receiver
Inglewood HS
South Los Angeles, Calif.

At Colorado State

Freshman, 2022 (10/2): Recorded 12 receptions for 98 yards with a long of 24 ... Added two rushing attempts for 10 yards ... Started the final two games of the campaign (at Air Force, New Mexico)

Personal/High School

Played for coach Mil'von James ... A three-star composite recruit by 247Sports ... Had 36 receptions for 400 yards and 14 touchdowns as a senior in 2021 ... Parents are Louis Brown and Ebony Walker ... Has two brothers, Deandre and Judah Sanders; and one sister, Valerie Sanders



10

Vince Brown II
6-7, 235, Jr.
Tight End
Rich Central HS (DuPage)
Matteson, Ill.

Before Colorado State

Spent two seasons (2021-22) at the College of DuPage where he appeared in 20 games and won a pair of NJCAA National Championships ... Led team in receiving yards (373) on 20 receptions with four touchdowns ... Had a pair of long touchdown scores against Ellsworth (73 and 57 yards) ... Blocked a punt for a safety vs. Rochester

Personal/High School

Prepped at Rich Central High School for coach Terrel Rex ... Played both football and basketball ... Parents are Vince and Connie Brown ... Also has a sister, Cayla ... Comes from an athletic family as his sister played softball at Coppin State while his father played football at Western Illinois and his mother played softball at Iowa Central



66


Andrew Cannon
6-4, 300, Gr.
Offensive Line
Bishop Moore HS (Nevada)
Orlando, Fla.

Before Colorado State

Spent two seasons at Nevada (2020-21) with current Rams staff where he appeared in eight games in 2021 after taking a redshirt in 2020 ... Prior to Nevada, he was at Tyler Junior College

Personal/High School

Prepped at Bishop Moore High School ... Played both football and wrestled ... Parents are Robert and Julia Cannon ... Has two brothers, Tripp and Peter ... Grandfather, Robert, played football at Notre Dame while his father played at Syracuse and brother Peter played at Sacred Heart



60

Cameron Cooper
6-4, 290, r-Sr.
Offensive Line
Grandview HS (UTEP)
Aurora, Colo.

At Colorado State

Redshirt Junior, 2022 (0/0): Did not see game action

Before Colorado State

Spent three seasons at UTEP (2019-21) ... Redshirted his first season at UTEP then appeared in one game in 2020 and 2021 ... Earned C-USA Academic Honor Roll

Personal/High School

A three-year starter at Grandview, playing tight end early in his career with one touchdown reception ... Parents are Mark and Nancy ... Has a brother, Michael ... Father, Mark, was a second round draft pick out of Miami in 1983 and spent seven seasons in the NFL with 78 games played and 19 starts along the offensive lines of the Denver Broncos (1983-87) and Tampa Bay Buccaneers (1987-89)

**22**

TJ Crandall
6-1, 185, Fr.
Defensive Back
Skyline HS
Sammamish, Wash.

Personal/High School

Played for coach Cameron Elisara ... A 3-star composite recruit by 247Sports ... A three-sport letterman including basketball and track ... Had 1,900 receiving yards in his career with 25 touchdowns ... Had a long catch of 92 yards as a junior ... Had six interceptions in his career ... All-League as a senior at four positions ... Returned two interceptions for TDs in one game, had four in a season ... Parents are Carnelius Jones and Saundi Crandall ... Has three siblings, Brandon, Brooklyn, and Riley ... Uncle, Xavier McDaniel, played basketball at Wichita State ... Also participated in basketball and track ... Named a captain as a senior

**71**

Brian Crespo-Jaquez
6-5, 320, r-Jr.
Offensive Line
Poudre HS
Fort Collins, Colo.

At Colorado State

Redshirt Sophomore, 2022 (1/1): Began the season as the Rams' starting left tackle ... Started the season opener at Michigan ... but was injured the following week in practice ... Missed the remainder of the season and spring 2023 practices

Redshirt Freshman, 2021 (0/0): Did not see game action

Freshman, 2020 (0/0): Redshirted

Personal/High School


Prepped under coach Marty McVicker ... Ranked as a three-star prospect and the 13th-best player in the state of Colorado by 247Sports composite ... Also competed for the Impalas in track and field in the discus and shot put ... Is a first-generation college student ... Held offers from New Mexico State and Northern Colorado ... Born Dec. 22, 2001 ... Parents are Santiago and Maribel Crespo ... Has two younger siblings, brother Santiago and sister Brianna

**84**

Stephon Daily
6-3, 185, Fr.
Wide Receiver
Sierra Linda HS
Phoenix, Ariz.

Personal/High School

Played for coach Ty Preyer ... A 3-star composite recruit by 247Sports ... A three-sport athlete, including basketball and track ... Combined for 109 catches during his junior and senior years, good for 2,011 yards and 21 touchdowns ... Averaged better than 100 yards per game receiving those two seasons ... Had a long catch of 90 as a junior and 81 as a senior ... Top high jumper in the state, his 6-8 is a school record ... Also played basketball ... First Division 1 football signee in the history of Sierra Linda High School which opened in 2008 ... Named the Student of the Year in 2023

**61**


Jake Dennis
6-0, 215, Jr.
Long Snapper
Skutt HS (Butler CC)
Omaha, Neb.

Before Colorado State

Spent one season at Butler Community College (2022) and one at Midland University (NAIA, 2021)

Personal/High School

Prepped at Skutt Catholic for coach Matt Turman ... Also played tight end and defensive end

**40**

KJ Edwards
5-10, 180, Jr.
Running Back
Apple Valley HS (Victor Valley)
Apple Valley, Calif.

Before Colorado State

Spent two seasons at Victor Valley Community College where he rushed for 681 yards and four touchdowns on 143 carries (4.8) as a sophomore ... Rushed for 1,031 yards and 11 touchdowns on 162 carries as a freshman including a career-high 308 yards on 38 carries against Glendale ... Had a four-touchdown game vs. LA Pierce as a freshman

Personal/High School

Prepped at Apple Valley High School ... Rushed for 1,507 yards and 16 touchdowns on 161 carries in nine games as a senior ... Had 19 touchdowns total that season ... Full name is Kenyard Edwards, Jr.




69
Ethen Erickson
6-2, 280, Jr.
Offensive Line
Carter HS (Chaffey)
Fontana, Calif.

Before Colorado State

Spent the 2022 season at Chaffey College where he played in eight games ... Also spent time at Victory Valley College

Personal/High School


Prepped at Carter High School where he also participated in wrestling, tennis, and track and field ... Began participating in Arnold Strongman competitions where he regularly pulled vehicles and lifted trucks ... Won the 2023 Arnold Amateur Strongman World Championships in the U120 division in Columbus, Ohio in March 2023 ... Parents are Jason and Nancy Erickson ... Has one older brother, Bryce ... Father played football at Navy



18
Silas Evans
6-1, 195, Fr.
Wide Receiver
George Washington HS
Denver, Colo.

Personal/High School

Enrolled early to participate in spring 2023 practices ... Played for coach Dwight Smith ... A 3-star composite recruit by 247Sports ... A two-way performer, he had 35 catches for 692 yards and nine touchdowns on offense ... Defensively, recorded 94 tackles with two interceptions his senior year ... A two-sport athlete, also competed in track ... Parents are Silas and Felicia Evans ... Has one older brother, Allen Ross, and one sister, Tranae ... Was a two-time captain in football



16
Brayden Fowler-Nicolosi
6-1, 205, r-Fr.
Quarterback
Aledo HS
Aledo, Texas

At Colorado State

Freshman, 2022 (3/1): Participated in 2022 spring practices as an early enrollee ... Started and played the entire Nevada game due to injury to starter Clay Millen ... Went 17-of-37 passing for 194 yards with two touchdowns and one interception on the season ... Threw first touchdown to Tory Horton in the Middle Tennessee game to close the half ... Added five rushing attempts for 25 yards

Personal/High School

Played for coach Tim Buchanan ... Completed 114-of-171 passes for 2,051 yards with 24 touchdowns and one interception as a senior ... Added 92 yards on the ground rushing




88
Mekhi Fox
6-1, 195, So.
Wide Receiver
Pasadena HS
Pasadena, Calif.

At Colorado State

Freshman, 2022 (7/1): Posted his first career start at San Jose State ... Caught his first pass against Utah State for 15 yards

Personal/High School

Played for coach Deuan Shamburger Sr ... Nickname is "Flip" ... A composite three-star recruit by 247Sports, he was rated the 31st best recruit in California ... Finished his prep career with 140 receptions for 2,304 yards and 30 touchdowns ... Added 939 yards rushing on 71 carries for 10 touchdowns ... A two-sport athlete, also participating in track and field ... Parents are Michael Fox and Roslyn Caskey ... Has three brothers, Ian Bell, Gabriel Peters, and Michael Fox

**75**

Jacob Gardner
6-4, 310, Sr.
Offensive Line
Los Osos HS (Nevada)
Rancho Cucamonga, Calif.

Awards and Honors

Honorable Mention All-Mountain West (League, 2022)

At Colorado State

Junior, 2022 (12/12): Started the first two games of the season at center before injuries necessitated his move back to left tackle ... Has started every game of his college career heading into the 2023 season (33)

Before Colorado State

Spent two seasons at Nevada (2020-21) with the current Colorado State staff ... Earned All-Mountain West honorable mention honors both seasons ... Started all nine games in 2020 as a true freshman and all 12 games in 2021 at left tackle

Personal/High School


Prepped at Los Osos High School ... Parents are Robert and Sheri Gardner and Melissa Gardner ... Has one older brother, Sam Ernst ... Father played basketball at VMI ... Great uncles, Jack and Jerry Brisco, were professional wrestlers in the WWF as the Brisco Brothers ... Also lettered in wrestling

**20**

Jaylen Gardner
6-1, 210, Fr.
Defensive Back
Texas Military Institute
San Antonio, Texas

Personal/High School

Played for coach Ray Purifoy ... A 3-star composite recruit by 247Sports ... A three-sport letterman including track and basketball ... Had 33 receptions for 459 yards and four touchdowns, adding 149 yards on 12 carries and two more scores, finishing with 1,127 all-purpose yards ... Finished with 38 tackles and an interception on defense ... Earned All-District honors in both football and basketball ... Has a high jump of 6-6 ... Seven-time team captain in his three sports ... Academic All-State in 2021 and 2022 ... Parents are Eric Gardner and Sisika Young ... Has two brothers, Eriq and Armon ... Uncle, Justin, played football at Central Michigan

**42**

Luke Garrelts
6-5, 215, r-So.
Tight End
Columbine HS (Albany)
Littleton, Colo.

At Colorado State

Redshirt Freshman, 2022 (0/0): Did not see any game action ... Earned the team's Scout Team Offensive Player of the Year award

Before Colorado State

Spent the 2021 season at Albany as a wide receiver and redshirted

Personal/High School

Lettered four years in basketball, and one year in football and golf at Columbine High School ... Led his team in receiving yards as a senior ... Parents are Chris and Jacquie Garrelts ... Has one brother, Kyle, and one sister, Kenzie

**9**

Nuer Gatkuoth
6-4, 230, r-Fr.
Defensive Line
Champion Prep
Edmonton, Alberta

At Colorado State

Freshman, 2022 (0/0): Redshirted ... Earned the team's Scout Team Special Teams Player of the Year award

Personal/High School

Spent the 2021 season at Champion Prep Academy in Atlanta ... Native of Edmonton, Alberta, Canada where he attended West Toronto Prep and Austin O'Brien High School ... Defensive Most Valuable Player for West Toronto from 2017-19 and a Carr Conference All-Star



39


DeAndre Gill
6-4, 240, r-Fr.
Defensive Line
Kentwood HS
Seattle, Wash.

At Colorado State

Freshman, 2022 (1/0): Saw his first collegiate action against Hawaii ... Redshirted

Personal/High School

A three-sport athlete who attended two different high schools ... A three-star composite recruit by 247Sports.com ... Was ranked the 19th best prospect in his state ... A first team All-Conference pick, he was named the offensive and defensive MVP for his team ... Born April 3, 2003 ... Parents are DeAndre Gill, Sr. and Latesha Williams



6

Dylan Goffney
6-0, 215, Jr.
Wide Receiver
Bridgeland HS (SMU)
Cyprus, Texas

Before Colorado State

Spent two seasons at SMU (2021-22) where he played in 20 games ... Played in all 13 games with four starts as a sophomore (2022) and tallied 18 receptions for 369 yards and two touchdowns ... First touchdown came in his first 100-yard receiving game against Navy in 2022 with 116 yards on four catches ... Also had a 100-yard game against Houston in 2022 ... Played in seven games with one start as a true freshman (2021) with 14 catches for 131 yards

Personal/High School

A three-star recruit by 247Sports, Rivals and ESPN ... An SI All-American candidate ... Named to the 2020 Touchdown Club of Houston Preseason Team ... Helped Bridgeland to a 12-1 record and an appearance in the regional round of the 6A Division 2 playoffs ... Had 50 catches for 779 yards and 12 TDs as a senior ... Named to Dave Campbell's 2020 Super Team ... A first team All-District selection as a junior ... Registered 60 receptions for 964 yards and 10 TDs ... Named the District 14-6A Offensive Newcomer of the Year as a sophomore ... Had 52 catches for 993 yards and 15 TDs ... Also participated in track and field



86

Caleb Goodie
6-1, 170, Fr.
Wide Receiver
Memorial (TX) HS
Breaux Bridge, La.

Personal/High School

Played for coach Brian Morgan ... League special teams player of the year ... Returned four kickoffs for touchdowns ... Had 50 catches for 1,100 yards and 18 total touchdowns ... Parents are Marlon and Peaches ... Has two younger siblings, Marli and Rylili ... Nickname is "Lupie"



19


Tyrell Grayson, Jr.
6-0, 195, r-Jr.
Defensive Back
Central HS (Utah Tech)
Fresno, Calif.

Before Colorado State

Spent four seasons at Utah Tech (2019-22) where he earned 2021 Hero Sports Freshman FCS All-American Honors (Fall 2021) and All-WAC first team honors in 2022 ... Tallied 203 tackles, 9.5 tackles for loss, and two sacks for his career with the Trailblazers ... Tied the program's single-game record for tackles with 19 against UC-Davis in 2021 ... Started 23 games overall with 27 appearances

Personal/High School

Prepped at Central High School where he also participated in track and field ... Helped lead the Grizzlies to two section titles and earned first team All-Conference honors ... Parents are Tyrell and Jolanna Grayson ... Has four younger brothers, Tylen, Treyce, Trysten, and Tyler ... Father played football at Fresno State

**80**

Matt Greenwald
6-0, 195, r-Jr.
Wide Receiver
Fairview HS (Boise State)
Boulder, Colo.

At Colorado State

Redshirt Sophomore, 2022 (5/0): Joined the team in spring 2022 ... Posted one reception for six yards at Boise State

Before Colorado State

Spent two seasons (2020-21) at Boise State

Personal/High School

Played for coach Tom McCartney ... Had 2,100 career receiving yards at Fairview, catching 24 touchdown passes his final two years ... Earned All-State and All-District honors, serving as a captain his senior year ... Parents are Dale Greenwald and Linda Schulze ... Has a brother, Bryce ... His father was a national champion powerlifter at Colorado, while his great grandfather played at Michigan

**16**

Brandon Guzman
5-11, 185, r-Jr.
Defensive Back
Charter Oak HS
Pasadena, Calif.

At Colorado State


Redshirt Sophomore, 2022 (11/8): Moved into the starting lineup for the first time against Sacramento State, the first of seven consecutive starts ... Also started the finale against New Mexico ... Posted 30 total tackles and one sack with six pass breakups

Redshirt Freshman, 2021 (3/0): Appeared in three games on special teams

Freshman, 2020 (0/0) Redshirted

Personal/High School

Played for the late Lou Farrar ... A three-star prospect by 247Sports composite ... Limited to three games as a senior due to injury, but still filled the stat sheet ... Had 12 receptions for 184 yards and returned a punt for a touchdown ... Defensively, posted 10 tackles and returned an interception for a touchdown, breaking up five other passes ... Had 37 catches for 472 yards and five touchdowns as a junior ... Parents are Ocie and Myiesa ... Has a brother, Elijah

**76**


Keegan Hamilton
6-4, 300, So.
Offensive Line
Rock Canyon HS
Denver, Colo.

At Colorado State

Freshman, 2023 (7/3): Walked on in the fall ... Thrown into the starting lineup after a rash of injuries to the offensive line ... Made his first career start at center against Boise State ... Came in for the final drive of the Hawaii game, having played very little center in his life, and helped the Rams score the go-ahead points to win the game

Personal/High School

A two-sport athlete who also played lacrosse ... Earned All-Conference honors and second team All-State as a senior ... Team led the state in rushing with two 1,000-yard rushers ... Captain his senior year of football ... Born July 5, 2004 ... Parents are Edward and Terri ... Has a sister, Joelle ... Mother played volleyball at Northern Colorado and Wyoming

**83**

Bryan Hansen
6-3, 205, r-Fr.
Kicker
Colleyville Heritage HS
Colleyville, Texas

At Colorado State

Freshman, 2023 (1/0): Walked on ... Made his lone appearance in a special teams snap at Air Force ... Redshirted

Personal/High School

Was a three-sport letterwinner, including soccer and track and field ... Made 24-of-31 field goal attempts in his career and 91-of-95 extra points ... First team All-State as a senior ... 2021 Kohl's All-American team honorable mention .. All-District Special Teams MVP in 2021 and 2020 ... Holds career and single-season records for field goals and touchbacks ... Parents are Gregg and Sara ... Has a brother, Brice, and a sister, Bethany Korpala



3
Ron Hardge III
6-0, 185, Gr.
Defensive Back
Cardinal Gibbons HS
(Oregon State)
Hollywood, Fla.

Before Colorado State

Spent two seasons (2021-22) at Oregon State where he appeared in 18 games with four starts ... Tallied 20 tackles and two pass breakups as a junior in 2021 ... Transferred to Oregon State after one season at City College of San Francisco (2019) ... Signed with Illinois out of high school and appeared in six games as a true freshman

Personal/High School

Played for coach Matt DuBuc ... A three-star prospect out of high school ... Helped lead his teams to 11-2 (2017) and 9-2 records (2016) ... Totaled 29 tackles, one tackle for loss, one interception, and one fumble recovery as a senior ... Brother, Isaiah, is a wide receiver at Colorado




17
Brig Hartson
6-1, 215, r-So.
Quarterback
Roosevelt HS
Johnson, Colo.

At Colorado State

Redshirt Freshman, 2022 (0/0): Walked on during spring 2022 practices after attending Colorado State as a general student ... Did not see game action

Personal/High School

Played for Lane Wasinger ... Completed 183-of-325 passes in his career for 2,538 yards with 31 TDs ... Also competed in track and field



15
Ayden Hector
6-0, 205, r-Jr.
Defensive Back
Eastside Catholic HS
(Washington State)
Bellevue, Wash.

Awards and Honors

Third Team All-Mountain West (PFF, 2022)

At Colorado State


Redshirt Sophomore, 2022 (10/7): Posted 41 total tackles on the season ... Returned his first interception 21 yards for a touchdown at Nevada ... Secured a game-sealing interception against Hawaii as the Warriors were driving to potentially win the game ... Tied for the team-lead with three interceptions ... Also posted one sack, three quarterback hurries, 10 pass breakups, and forced one fumble

Before Colorado State

Walked on to Washington State in 2020 and played in three games, starting two at safety ... Recorded 13 tackles with two fumble recoveries and an interception that season ... Did not play in 2021

Personal/High School

The third-rated prospect in Washington coming out of high school ... Was a three-time All-State selection, and was an Adidas and Polynesian Bowl All-American ... Born Sept. 15, 2001 ... Parents are Zuri Hector and Ann Molitor ... Has a brother, Jared ... Father played football at USC, and uncle played at Cal



66
Brycen Heil
5-10, 295, r-Jr.
Defensive Line
Grandview HS
(Northern Colorado)
Aurora, Colo.

At Colorado State

Redshirt Sophomore, 2022 (0/0): Did not see game action

Before Colorado State

Spent two seasons (2020-21) at Northern Colorado

Personal/High School

Lettered three years in football and track, earning All-State honors at Grandview HS ... Football captain and defensive MVP ... Parents are Brian and Lindsey ... Has a brother, Trevyn on the CSU team ... Has two sisters, Brooklyn and Taylor.

**57****Trevyn Heil**
6-2, 290, r-So.
Offensive Line
Grandview HS (Nevada)
Aurora, Colo.**At Colorado State****Redshirt Freshman, 2022 (0/0):** Did not see game action**Before Colorado State**

Spent one redshirt season at Nevada (2021)

Personal/High School

Played offensive line and linebacker for Grandview as a prep, but was limited to just one high school game in 2020 due to the global pandemic ... A three-sport athlete in high school, also participated in lacrosse and track and field ... Parents are Brian and Lindsey ... Has a brother, Brycen, on the CSU team ... Has two sisters, Brooklyn and Taylor.

**77****Saveyon Henderson**
6-5, 305, Jr.
Offensive Line
Crete Monee HS (Lane)
Crete, Ill.**Before Colorado State**

Spent two seasons at Lane College (Division II) where he started 20 games, all at right tackle, encompassing every game possible of his career

Personal/High School

Prepped at Crete Monee High School for coach John Koncek ... Mother is Charneice Chatman

**34****Damian Henderson II**
6-1, 185, Fr.
Running Back
Los Alamitos HS
Compton, Calif.**Personal/High School**

Played for coach Ray Fenton ... A 4-star recruit by ESPN and No. 282 in the ESPN 300 as well as a 3-star composite recruit by 247Sports ... A three-sport athlete, including basketball and track ... Rushed for 1,744 yards on 190 carries and 23 touchdowns, averaging 145.3 yards per game

**5****Dallin Holker**
6-5, 235, Jr.
Tight End
Lehi HS (BYU)
Lehi, Utah**Before Colorado State**

Spent three seasons at BYU (2019-22) as well as the 2019 and 2020 seasons on his mission in Vina del Mar, Chile ... Recorded 42 receptions for 521 yards and three touchdowns in his BYU career ... Appeared in three games for BYU in 2022, finishing with nine catches for 86 yards and a touchdown ... Played in all 13 games in 2021, with 14 catches for 200 yards and a touchdown ... Played in 13 games as a freshman (2018), starting four, totalling 19 receptions for 235 yards and a touchdown

Personal/High School

Played for Ed Larson ... A three-star recruit by 247Sports, Rivals and ESPN ... Ranked No. 16 player in the state of Utah by 247Sports ... Led Lehi to state championship as a senior in 2018 ... Named 2017 Deseret News 5A MVP ... Salt Lake Tribune 5A All-State first team ... Posted 97 receptions, 1,766 yards and 22 touchdowns as a senior, the second-most yards in state history, despite missing two games ... Had over 100 receiving yards in eight of 12 games and went over 150 in six games in senior campaign ... Averaged 147.2 receiving yards per game in 2017 ... Recorded 105 receptions, 1,295 yards and 11 touchdowns as a junior ... Also played basketball at Lehi High ... Wife, Taye Raymond, also transferred from BYU and is on the Colorado State Track and Field team as a sprinter and jumper and won a pair of Mountain West championships in 2022-23 ... Parents are Bob and Shantell ... Also fluent in Spanish

**33****Keegan Holles**
6-1, 200, So.
Running Back
Cherry Creek HS
Greenwood Village, Colo.**At Colorado State****Freshman, 2022 (9/0):** Walked on in the fall ... Tallied 48 yards on 10 carries with a long of 18 yards at Boise State ... Returned 11 kicks for 163 yards to lead the team ... Was awarded a scholarship late in the season**Personal/High School**

Played wide receiver as a junior for the state champions, but missed his senior season due to injury ... Also ran track for Cherry Creek where he set the school record in the 100-meter dash ... Was a team captain his senior year ... Parents are Travis and Dawn ... Has two brothers, Braden and Cade



14

Tory Horton
6-2, 190, Sr.
Wide Receiver
Washington Union HS
(Nevada)
Fresno, Calif.

Awards and Honors

All-Mountain West, First Team (League, 2022)
All-Mountain West, First Team (PFF, 2022)
All-Mountain West, Honorable Mention (PR) (League, 2022)
Biletnikoff Award Watch List

At Colorado State

Junior, 2022 (12/12): Finished with 71 catches for 1,131 and eight touchdowns ... His yardage ranked eighth in program history, his catches 10th for a single season ... Had a season-best 10 catches for 131 yards in the finale with New Mexico ... Had a season-best 196 yards at San Jose State ... Had five 100-yard receiving games ... Had 11 punt returns for 171 yards ... Returned a punt 72 yards for a TD against Wyoming

Before Colorado State

Spent two seasons at Nevada where he appeared in 21 games ... Totaled 72 receptions for 995 yards and 10 touchdowns ... Had four receptions for 113 yards and two touchdowns the final week of the regular season at Colorado State ... Recorded his career-long reception of 85 yards his true freshman year against Fresno State, part of a five-catch, 148-yard, three-touchdown performance

Personal/High School

Prepped at Washington Union where he was a three-sport standout in football, basketball, and baseball ... Named league MVP and first team selection as a senior ... Parents are Tim and Zezette Horton ... Youngest of five siblings ... His sister, Jeane, plays volleyball professionally overseas after a highly decorated, All-American career at UTEP ... His brother, Tyler, was a two-time, first team All-MW cornerback at Boise State.



17

Jack Howell
5-10, 200, Jr.
Defensive Back
Hamilton HS (Ariz.)
Fort Collins, Colo.

Awards and Honors

All-Mountain West, First Team (League, 2022)
All-Mountain West, First Team (PFF, 2022)
FWAA Freshman All-American, 2021
Mountain West Freshman of the Week - Week 3 (2021)


At Colorado State

Sophomore, 2022 (11/10): Led the Rams and all of the nation's defensive backs with 108 total tackles ... 42 solo tackles and 66 assisted tackles ... Secured an interception in three consecutive games (Middle Tennessee, Washington State, Sacramento State) ... Missed the Nevada game due to injury ... Had three additional pass break-ups and one forced fumble ... Recorded double-digit tackles in four games including career-highs of 17 against Middle Tennessee and Boise State ... He and his father, John, became the first father-son duo in Mountain West history to be named to the All-Conference teams ... First underclassman defensive back to earn first or second team All-MW honors and first overall since Greg Myers did so as a freshman (1992) and sophomore (1993) in the WAC

Freshman, 2021 (11/6): Enrolled early and participated in spring camp ... After sitting out the first week, he played the second then started four consecutive games at safety ... Became the third Ram named to the FWAA Freshman All-American team ... Named Mountain West Freshman of the Week after making his first start at Toledo and finishing with nine tackles ... Finished fifth on the team with 64 tackles, 41 of them solo stops ... Recorded 3.5 tackles for loss ... Intercepted his first pass vs. San Jose State, finishing the year with four passes defended ... Had three games with 10 or more tackles, setting a career-best with 11 stops at Hawaii (all solo tackles)

Personal/High School

Played for coach Mike Zedebski ... Rated a three-star recruit by 247Sports composite ... Transferred to Hamilton in Arizona for his senior season due to the global pandemic ... Previously attended Valor Christian HS in Colorado ... Posted 100 tackles with five passes defended as a junior, posted 82 stops with three interceptions and six total touchdowns as a sophomore ... His team won the state title in 2018 ... In 2019, placed sixth at the state wrestling championships ... Parents are John and Laura ... John starred at Colorado State and went on to play with Tampa Bay and Seattle in the NFL, winning a Super Bowl title with Tampa Bay ... Older sister, Jaelin, played soccer at Florida State and won the Hermann Trophy in 2020 and 2021 as the nation's top college soccer player ... She has drawn international appearances with the USWNT and plays professionally in the NWSL

**38****Liam Huber**
5-9, 185, r-So.
Defensive Back
Fairview HS
Boulder, Colo.**At Colorado State****Redshirt Freshman, 2022 (0/0):** Did not see game action**Freshman, 2021 (0/0):** Walked on ... Redshirted**Personal/High School**

Prepped at Fairview High School for coach Tom McCartney ... Two-time First Team All-Conference at safety as a junior and senior ... Tallied 72 tackles in seven games as a senior with one interception, eight tackles for loss (two sacks), and two forced fumbles ... Tallied 83 tackles and 4.5 sacks as a junior ... Son of Chris and Heather Huber ... Has a twin sister, Addyson, who played volleyball at Memphis and sister, Hayden, plays beach volleyball at TCU ... Mother, Heather, played volleyball at Texas Tech

**36****Will Hutchison**
6-2, 215, Fr.
Punter
Fulshear HS
Fulshear, Texas**Personal/High School**

Played for coach Nick Codutti at Fulshear High School ... Five-star rated punter by Kohl's Kicking and the No. 17 ranked punter by the organization ... Averaged over 46 yards with more than 4.1 seconds of hang time at Kohl's camps

**65****Cam Jackson**
6-4, 295, r-So.
Offensive Line
Wauwatosa W. HS (DuPage)
Milwaukee, Wis.**Before Colorado State**

Spent two seasons at the College of DuPage with fellow Ram Vince Brown where he won a pair of JuCo national championships ... Appeared in all 11 games in 2022 and was a three-star rated recruit ... Redshirted in 2021

Personal/High School

Played for coach Andy Kolstad ... Also competed in track and field ... Earned seven varsity letters - four in track and three in football ... Named first team All-Conference as a senior ... Two-time captain ... Mother is Christina Ahedo ... Has two brothers, Christian and Christopher

**73****Oliver Jervis**
6-5, 305, Gr.
Offensive Line
Pennridge HS (Monmouth)
Sellersville, Pa.**Before Colorado State**

Spent five seasons at Monmouth including the final two as a starter ... Played in 35 games overall with 24 starts over his career ... Started 10 games at left guard in 2022 and 10 games at tackle in 2021 ... Monmouth led the CAA in total offense (461.0 ppg) and scoring offense (36.1 ppg) during his final season

Personal/High School

Played for coach Jeff Hollenbach ... Was a quarterback, punter, and defensive end at Pennridge ... Earned second team All-Conference honors as a defensive lineman ... Also played baseball and competed in track ... Parents are Andrew and Deanna ... Has one brother, Eric, and two sisters, Ashley and Colleen ... Married to Courtney

**49****Buom Jock**
6-4, 230, Fr.
Linebacker
Episcopal HS (Va.)
Mankato, Minn.**Personal/High School**

Played for coach Kadeem Rodgers ... A three-sport letterman, including basketball and track ... Had 54 receptions for 814 yards and nine touchdowns ... Added 52 tackles with four interceptions ... Averaged 16.7 points per game on the basketball team as a junior ... Football captain as a senior ... Full name is Buomkuoth ... Father is Malakal Padoch and mother is Elizabeth Khoor ... One of seven children, brothers Padoch, Jal and Sudan, and sisters Nyachaing, Nyadak, and Nyabhan



0
Kobe Johnson
5-9, 190, Gr.
Running Back
Discovery HS
(North Dakota St.)
Lawrenceville, Ga.

Before Colorado State

Spent four seasons (2019-22) at North Dakota State where he played in 48 games over his career with 16 starts ... Rushed for 2,563 yards on 381 attempts with 18 touchdowns in his Bison career to go along with 197 yards and one touchdown on 21 receptions ... Enjoyed a career-best year in 2022 as a senior with 129 carries for 961 yards and nine rushing touchdowns ... Had a 206-yard rushing performance vs. Montana in 2022, a career-high as well as two other 100-yard games ... Has seven 100-yard games in his career ... Won two national championships ... One of three transfers from North Dakota State to join the Rams in 2023

Personal/High School

Played for coach Efreem Hill ... Played wide receiver and running back and was a three-year starter ... First team All-Region and second team All-County ... Posted 402 yards on 52 carries and 848 yards on 54 receptions as a senior ... Parents are Eric Johnson and Mondella Myles ... Has four siblings, brothers Titus and Terric, and sisters Ayana and Trinity



7
Dom Jones
6-2, 195, Gr.
Defensive Back
Peachtree Ridge HS
(North Dakota St.)
Duluth, Ga.

Before Colorado State

Spent four seasons (2019-22) at North Dakota State where he played in 41 games with nine starts ... Played in every game over his final three seasons with the Bison, a stretch of 40 consecutive games ... Posted 83 career tackles with three interceptions and nine pass breakups ... Enjoyed a career-best season in 2022 with 36 tackles in 15 games played ... Won two national championships

Personal/High School

Played for coach Reginald Stencil ... Was a three-time letterman and two-year starter as well as a team captain as a senior ... Had eight career interceptions with 25 pass breakups ... Parents are Darnel and Monique ... Has three brothers, Darnel, Monte, and Montel, all of whom participated at the Division 1 level



8
Mohamed Kamara
6-1, 250, Gr.
Defensive Line
Central HS
Newark, N.J.

Awards and Honors

All-Mountain West, Second Team (League, 2022)
 All-Mountain West, Second Team (PFF, 2022)
Record Watch: 9th - Tackles for Loss, Career (28.5)
Record Watch: 11th - Sacks, Career (17.5)

At Colorado State

Senior, 2022 (12/12): Enjoyed a breakout year as a senior ... Recorded 44 tackles, 24 solo and 20 assisted ... Led the team with 8.5 sacks for 53 yards, ranking third in the Mountain West ... Added two forced fumbles and one fumble recovery ... Led the team with 16 TFLs, ranking second in the league at 1.33 per game ... Had a season-best seven stops and 4.0 TFLs at Nevada ... Had a season-best 2.0 sacks at San Jose State


Junior, 2021 (12/3): Started the season opener, then in two of the final three games ... Posted 9.5 tackles for loss and 7.5 sacks ... Was 10th on the team with 36 tackles, 22 of them solo stops ... Had two quarterback hurries, one forced fumble and a pass breakup ... Matched a career-best with eight tackles vs. Air Force ... Set a career-best with 3.5 sacks at Toledo

Sophomore, 2020 (4/3): Started the final three games of the season ... Posted a career-best eight tackles in the win over Wyoming ... Had the first sack of his career in Week 1 at Fresno State, a 9-yard loss ... Had half a sack the following game in a win over Wyoming.

Freshman, 2019 (9/4): Made his first career appearance vs. Western Illinois ... First career start came vs. San Diego State ... Had a career-best six stops vs. San Diego State and vs. Air Force ... First tackle for loss came vs. San Diego State ... Turned his first fumble recovery into a 63-yard scoop-and-score vs. Air Force. It was the first fumble return for a touchdown by a Ram at Canvas Stadium ... Had 22 tackles on the season, half of them solo stops ... Registered 1.5 tackles for loss ... Earned 2019 Fall Academic All-Mountain West honors

Personal/High School

Four-year letterwinner at linebacker for coach Julius Montford at Newark (N.J.) Central High ... Earned second team All-State from NJ.com as a senior, making 132 tackles, including 11 sacks, and forced six fumbles ... Senior year included five-sack game vs. Cedar Grove, and three touchdown receptions as a tight end, also helping to create lanes for a 1,400-yard rusher ... Central HS Defensive Player of the Year as a junior ... Made 21 tackles (7 solo) as a sophomore ... brother, Amara, played football for Temple (2007-10) and was a captain as a senior ... Originally signed with Temple in Dec., and had other offers from Rutgers and Boston College.

**78****Aaron Karas**
6-5, 300, r-Fr.
Offensive Line
Pomona HS
Arvada, Colo.**At Colorado State****Freshman, 2022 (3/0):** Saw action in three games in a reserve role ... Made first career appearance against Middle Tennessee ... Redshirted**Personal/High School**Considered the 15th best prospect in the state of Colorado by 247Sports ... Played for coach Nathan Johnson ... A two-sport letterman who also participated in track and field ... All-State selection and was twice named first team All-Conference ... Parents are Brian and Heather Karas ... Has an older brother, Adam, who is a tight end at Air Force.**90****Henry Katleman**
5-10, 215, r-Sr.
Kicker
Malibu HS (Oregon)
Topanga, Calif.**At Colorado State****Redshirt Senior, 2022 (12/0):** Was the Rams' kickoff specialist for the entire season ... Had 38 kickoffs for 2,415 yards for an average of 63.6 yards per kick ... 30 of 38 were touchbacks or fair caught**Before Colorado State**

Spent four seasons at Oregon (2018-21) after making the team via walk-on tryouts and did not see action his first two seasons ... Finished the final four games of 2020 as the team's kicker, making all four of his field goal attempts and all 13 of his extra points ... Made a career-long 47-yard field goal in the Fiesta Bowl in 2020 ... Did not see any action in 2021

Personal/High School

Did not play football until college ... Played four years of soccer at Malibu for coach Ignacio Rodriguez, earning All-League honors as a senior ... Was the starting goalkeeper for four years ... Spent the spring after his senior soccer season ended training to be a kicker


**90****Grady Kelly**
6-2, 285, r-Fr.
Defensive Line
Navarre HS
Navarre, Fla.**Awards and Honors**

Freshman All-American (College Football News, 2022)

At Colorado State**Redshirt Freshman, 2022 (12/10):** Earned a starting spot in the season opener at Michigan ... Tied for seventh on the team for total tackles with 43 ... Tallied one sack, two pass breakups and two QB hits, as well as one fumble recovery ... The first freshman defensive lineman to earn All-American honors since Nordly Capi in 2011**Freshman, 2021 (2/0):** Appeared in final two games of the season ... Had first tackle against Nevada ... Redshirted**Personal/High School**

Played for coach Jay Walls ... Rated a three-star recruit by 247Sports composite ... A two-sport letterwinner, including weightlifting ... Also played basketball and competed in track ... Finished his career with 133 tackles, including 47.0 for loss ... 26.0 career sacks, a school record ... Also holds the school records for sacks in a season and a game ... Forced two fumbles and blocked a kick in his career ... Named defensive MVP and a team captain ... Born in Greeley, Colo ... Parents are Blake and Lisa ... Has three brothers, Liam, Ashton and Jaxson, and two sisters, Emma and Harper

**31****Corey Lambert, Jr.**
5-11, 215, r-Fr.
Defensive Back
Brother Martin HS
New Orleans, La.**At Colorado State****Freshman, 2022 (0/0):** Redshirted**Personal/High School**A composite three-star recruit by 247Sports ... Ranked 53rd-best prospect in Louisiana ... A three-sport athlete in high school, also participating in basketball and track ... Earned All-District, All-Metro and All-State honors as a prep ... Parents are father Corey Lambert Sr. and mother is Kiwanda Goodman-Andrews ... Lambert, Sr., played quarterback at Iowa State with Rams HC Jay Norvell serving as the quarterbacks coach




55

Andrew Laurich
6-3, 270, Fr.
Defensive Line
Yorkville HS
Yorkville, Ill.

Personal/High School

Played for coach Dan McGuire ... A 3-star composite recruit by 247Sports ... A two-sport letterman including track ... As a senior, had 50 tackles, 29.0 TFLs ... Had 7.5 sacks and 17 QB hurries ... In his career, finished with 102 tackles, 47.0 TFLs and 15 sacks ... Earned All-Area, All-Conference and All-State honors ... Team captain as a junior and senior ... Parents are Marty and Julie ... Has two siblings, TJ and Samanta ... Father lettered in football at Iowa State in 1989 ... Sister swam for GVSU



64

Bobby Lawrence
6-9, 330, Gr.
Offensive Line
Central HS (Missouri)
St. Joseph, Mo.

Before Colorado State

Spent five seasons (2018-22) at Missouri where he appeared in 36 games over his career including four starts ... Saw time in all 13 games last season for Missouri

Personal/High School

247Sports listed him as a three-star recruit and the No. 19 recruit in the state of Missouri ... ESPN rated him as a three-star prospect while Rivals had him listed as a two-star ... All-Simone Team at offensive line ... Named 2017 Suburban Red All-Conference ... Class 5A second team All-State selection as a senior ... Named News-Press Athletes of the Week on Nov. 13. ... Father, Toby, played football at Kansas State



51

Niko Lopez
6-2, 230, Fr.
Linebacker
Santa Margarita Catholic HS
Mission Viejo, Calif.

Personal/High School

Played for coach Anthony Rouzier ... A 3-star composite recruit by 247Sports ... A two-sport athlete including basketball ... Had 41 catches for 518 yards and five TDs as a senior ... In his career, had 121 receptions for 1,386 yards and 15 TDs ... Two-time first team All-League selection ... Parents are Lee and Gabby ... Has two siblings, Zack and Mia ... Full name is Nicholas



29

Justin Marshall
5-11, 175, Fr.
Running Back
Merrillville HS
Merrillville, Ind.

Personal/High School

Played for coach Brad Seiss ... A 3-star composite recruit by 247Sports ... As a senior, rushed for 1,296 yards and 18 TDs on 186 carries ... Added 36 receptions for 684 yards and 6 TDs ... Rushed for 1,623 yards and 21 TDs in his career with 64 receptions for 1,379 yards and 17 TDs ... Parents are Justin Marshall and Latrice Meneweather ... Has two brothers, Trajuan and Damien




72

Christian Martin
6-6, 240, Fr.
Offensive Line
Destrehan HS
Destrehan, La.

Personal/High School

Played for coach Marcus Scott ... A 3-star composite recruit by 247Sports.com ... A two-sport letterman, including basketball ... First team All-District in football ... Honor Roll student ... Both parents played collegiate sports -- his mother, Brittany, at LSU; his father, Cedric, at Holy Cross ... Has three siblings, brother Cedric, and sisters Ari and Jasmine



26

Ryan McConnell
6-2, 220, r-Fr.
Running Back
Erie HS
Erie, Colo.

At Colorado State

Walked on to the team via spring tryouts ... Participated in spring 2023 practices

Personal/High School

Played for coach Jeff Giger ... Played linebacker, center, and returned kicks ... Recorded 85 tackles, six sacks, five forced fumbles, and one interception as a senior

**98**

Kennedy McDowell
6-3, 230, Fr.
Defensive Line
Memorial HS
Frisco, Texas

Personal/High School

Enrolled early to participate in spring 2023 practices ... Played for coach Derrick Roberson ... A two-sport letterman, including track ... A 3-star composite recruit by 247Sports ... Had 54 tackles and 9.0 TFLs as a senior ... Had 6.5 sacks in his final year ... In his career, had 58 tackles, 11 TFLs, 7.5 sacks and 6 QB hurries ... State finalist in 110-meter hurdles as a sophomore with school-record time of 14.47 ... Team captain as a senior ... Parents as Charles and Gail ... Has two brothers, Kendall and Devin, and one sister, Tasman

**33**


Tramayne Mejia-Paster
6-2, 225, Gr.
Linebacker
Buhach Colony HS (California)
Merced, Calif.

Before Colorado State

Spent three seasons (2020-22) at California where he appeared in 20 games with five starts in 2021 ... Tallied 27 total tackles, 4.5 tackles for loss, one sack, three pass breakups, and two fumble recoveries ... Returned one fumble for a 55-yard touchdown in 2021 against USC ... Switched to inside linebacker following his freshman (2020) season where he played primarily safety ... Nominated to the AFCA Good Works Team for his work in the Bay Area and in Merced

Personal/High School

Played for three seasons at Buhach Colony after starting as a freshman in 2016 at Stoneridge Christian ... Combined for 80 tackles, 2.0 tackles, four interceptions, and 11 passes defended at Buhach Colony ... Earned first team All-Central California Conference honors as a defensive back in 2019 ... Also participated in baseball and track and field ... Parents are Jay and Marci Paster ... Frequent participant in community service events in Merced including SWAG, an organization started by his uncle DeVon Hilliard that helps students meet their goals and obtain collegiate athletic scholarships

**40**

Dawson Menegatti
6-2, 195, r-Jr.
Wide Receiver
Pueblo West HS
Pueblo West, Colo.

At Colorado State


Redshirt Sophomore, 2022 (2/0): Saw his first career action against Hawaii and Boise State

Redshirt Freshman, 2021 (0/0): Did not see game action

Freshman, 2020 (0/0): Walked on ... Redshirted

Personal/High School

Tallied 651 yards on 25 receptions with 10 touchdowns as a senior ... Also participated in track and field and basketball ... Placed second in the 200-meter relay at the 4A state championships and seventh in the 100-meter run ... Mother, Brandi, competed collegially at Alabama and LSU, including a national championship in 1991 at LSU ... Sister, MaLeigha, runs track at Boise State and was a 2019 second team All-American as a member of the distance medley team

**11**

Clay Millen
6-3, 210, r-So.
Quarterback
Mount Si HS (Nevada)
Snoqualmie, Wash.

Awards and Honors

Freshman All-American (College Football News, 2022)

Record Holder: Completion Percentage, Season (72.2, 2022)

At Colorado State

Redshirt Freshman, 2022 (10/10): Finished with 1,910 yards passing, completing 169-of-234 passes with 10 touchdowns and six interceptions ... Set the single-season completion percentage record at 72.2 ... Completion percentage set the NCAA record for an FBS freshman and was the second-best mark in Mountain West history ... Rushed for a career-best 53 yards vs. Hawaii ... Absorbed 55 sacks on the season

Before Colorado State

Appeared in two games as a true freshman at Nevada, completing 2-of-3 passes against New Mexico State

Personal/High School

Was a four-star recruit out of high school by 247Sports and a three-star by Rivals ... Threw for more than 3,000 yards as a junior with 34 touchdowns and just one interception ... Also ran for 273 yards and five TDs ... Was limited to just two games due to pandemic his senior year, completing 30-of-37 passes for 435 yards and six touchdowns ... First team All-State selection and the state 4A Offensive Player of the Year ... Team captain as a junior and senior ... Graduated with a 3.9 GPA ... Parents are Hugh and Michele Millen ... Has one brother, Cale who plays football at UConn



91

James Mitchell
6-1, 290, Sr.
Defensive Line
Duncanville HS
Duncanville, Texas

At Colorado State

Junior, 2022 (12/0): Tallied 16 tackles and a quarterback hurry on the defensive line ... Played in all 12 games for the first time in his career

Sophomore, 2021 (9/0): Finished the season with nine tackles in a reserve role on the defensive line ... Played in seven consecutive games from Week 3 through Week 9 ... Had a season-best three tackles at Toledo

Freshman, 2020 (2/0): Appeared in two games in a reserve role as a true freshman ... Recorded his first career tackle at Boise State, an assisted stop.

Personal/High School

Played for coach Reginald Samples ... Three-star prospect in 247Sports and ranked 89th at defensive tackle nationally ... Helped lead his team to the state title game for a second consecutive year and a 15-1 finish ... Had three tackles for loss in state semifinal game ... Academic All-State in 2018 and 2019 ... Won Duncanville HS Football Character Award in 2018 ... Parents are Tracy and Kim Mitchell ... Has a younger sister, Jada



51

Jaseim Mitchell
6-1, 230, r-So.
Linebacker
Harrison HS
Colorado Springs, Colo.


At Colorado State

Redshirt Freshman, 2022 (12/0): Spent his first competition season as a linebacker after converting from wide receiver ... Saw the bulk of his snaps on special teams

Freshman, 2021 (0/0): Walked on ... Redshirted

Personal/High School

Prepped at Harrison High for coaches Al Melo and Robert Labouf ... Three-sport letterman in football, basketball, and track ... Earned All-State 4A First Team honors as a senior ... Threw for 808 yards and nine touchdowns as a senior with 281 yards on the ground as he helped Harrison to a 4A semifinals appearance



44

Peter Montini
6-0, 230, Sr.
Tight End
Foothill HS (Nevada)
Plesanton, Calif.

At Colorado State


Junior, 2022 (10/2): Got his first career starts against Utah State and Hawai'i ... Caught two passes for 45 yards including a long of 25 against Utah State ... Key contributor on special teams

Before Colorado State

Spent two seasons (2020-21) at Nevada where he appeared in 17 games with four tackles and one forced fumble in his career as both a tight end and linebacker

Personal/High School

Was a two-time All-League performer as a prep, playing both sides of the ball ... Tallied 1,400 yards and 22 touchdowns on offense as a senior ... Parents are Pete and Rhonda Montini ... Father played football at UMass ... Has a brother, Cameron Rowland, who played baseball at Nevada, and a sister, Savannah



74

Tanner Morley
6-7, 320, Fr.
Offensive Line
Valor Christian HS
Highlands Ranch, Colo.

Personal/High School

Played for coach Bret McGatlin ... A 3-star composite recruit by 247Sports ... A three-sport letterman, including wrestling and track; also played basketball and lacrosse ... First team All-State and All-Conference as a senior ... Team captain in both football and track ... Parents are Chris and Becky ... Has three brothers, Winn, Jake, and George ... Parents were both college athletes at Denver in men's basketball and women's soccer

**12**


Dominic Morris
5-11, 180, Jr.
Defensive Back
Klein Oak HS (Furman)
Spring, Texas

Before Colorado State

Spent two seasons (2020-21) at Furman ... Made the Southern Conference All-Freshman team in 2021 ... Played in 19 career games with three starts ... Totaled 31 tackles with three interceptions and nine passes defended

Personal/High School

Played for coach Jason Glenn ... Earned first team All-District honors as a junior and senior ... Klein Oak was 12-2 and 11-3, respectively in those seasons ... Was also an All-District hurdler during his junior year ... Parents are Earl Morris and Jesslyn Duwe ... Has three sisters, Mia, Lilly, and Catalia ... Father played football at SMU

**25**

Avery Morrow
5-11, 210, Sr.
Running Back
Garfield HS (Nevada)
Seattle, Wash.

At Colorado State

Junior, 2022 (12/8): Became a starter for the first time in his career and was Colorado State's lead back for the majority of the season ... Led the team in rushing with 866 yards on 173 carries ... Had a long run of 67 yards against Hawaii ... Had 18 receptions for 63 yards ... Had four rushing touchdowns on the season ... Tallied highest rushing yards of the season against Nevada with 168 yards ... Finished the season with five 100-yard games, including a streak of three straight from Oct. 7-22

Before Colorado State

Spent two seasons (2020-21) at Nevada where he played in 19 career games ... Tallied 25 carries for 210 yards and two touchdowns in his career ... Had a career-long rush of 42 yards at Colorado State in 2021, rushing five times for 88 yards and a touchdown

Personal/High School

Was a two-way performer as a prep, earning All-League honors at both running back and linebacker ... Parents are Corey Morrow and Shanta Jones ... Has five brothers (Corshon Morrow, Nathan Proctor, Prince, Marcel and Royal Jones) and one sister, Cori Morrow

**68**

Drew Moss
6-4, 300, Jr.
Offensive Line
Richardson HS (Lamar)
Richardson, Texas

Before Colorado State

Spent two seasons (2021-22) at Lamar where he started all 22 games of his career at right tackle

Personal/High School


Played for coach Greg Pels ... Three-year starter on the offensive line ... Team captain ... 2020 first team All-District 7-6A tackle, and 2020 District 7-6A Utility Player of the Year ... Garnered first team All-RISD honors ... A 2019 All-District selection ... A 2018 second team All-District selection at guard ... Also received All-Area honors during his junior season ... A two-time Academic All-District honoree ... Also, a standout thrower on the Richardson track and field team ... Academic All-District and an honorable mention Academic All-State selection ... Parents are Douglas and Regina ... Has two siblings, Sam and Hannah ... Both parents competed collegiately at Rice in swimming (mom) and football (dad)

**87**

Mason Muau
6-6, 225, Fr.
Tight End
Campbell HS
Nanakuli, Hawaii

Personal/High School

Played for coach Carl Cedrick Agno ... A 3-star composite recruit by 247Sports ... A four-sport athlete including soccer, track and basketball ... Played in Polynesian Bowl in 2022-23 ... Finished prep career with 67 catches for 1,144 yards and 14 TDs ... Parents are Donny and Deann Mapusaga ... Has five siblings, brother Malosi, and four sisters: Maesha, Malia, Talia, and Alyzaysha



46

Clay Nanke
6-6, 235, r-So
Tight End
Regis Jesuit HS
Denver, Colo.

At Colorado State

Redshirt Freshman, 2022 (3/0): Saw first career action against Utah State ... Tallied two assisted tackles ... Converted to tight end for spring 2023 practices

Freshman, 2021 (0/0): Redshirted

Personal/High School

Played for coach Danny Filleman ... Rated a three-star recruit by 247Sports ... A three-sport athlete, he also played baseball and basketball in high school ... Finished his high school career with 179 total tackles, 95 of them solo stops ... Among the total are 44 tackles for loss and 20 sacks ... Defended seven passes in his career, recovering four fumbles and causing two others ... Was All-Conference twice, second team All-State as a junior ... Parents are Kevin and Kim ... Has a sister, Katharine; and two brothers, Cole and William



61

Sammy Norris
5-10, 280, r-So.
Offensive Line
Centennial HS
Las Vegas, Nev.

At Colorado State

Redshirt Freshman, 2022 (6/0): Played in six games in a reserve role on the offensive line

Freshman, 2021 (0/0): Walked on ... Redshirted

Personal/High School

A two-sport athlete in high school as he also wrestled ... Football team won the conference title and was state runner-up in 2019 ... Parents are Sam and Katrina Norris ... Has a brother Kaj and two sisters, Daysia and Kalia ... Father played baseball at Long Beach State and grandfather Sam Sr. played football at East Carolina ... Cousin, Miles Norris, played basketball at UC Santa Barbara



67


Jordan Noyes
5-11, 195, Gr.
Kicker
Gad's Hill (Utah)
Dartford, Kent, England

Before Colorado State

Spent three seasons (2020-22) at Utah where he appeared in 30 games ... Went 8-for-12 overall on field goal attempts and tallied 79 total points including PATs ... Handled kickoff duties during his time with the Utes, booting 145 for 8,973 yards and 57 touchbacks ... Tied the program's game record with 10 points via PAT against Southern Utah in 2022 ... Career-long field goal make was 43 yards at Florida in 2022 ... Was 34-of-34 on PATs in 2022 and 21-of-21 in 2021 ... Walked on to the team in 2020

Personal/High School

Played American football, soccer, rugby, and competed in gymnastics in England ... Parents are David and Linda ... Has two sisters and a brother ... Married to the former Jordan Tulip and has a daughter, Scottie, as well as twins, Skye and Summer ... Ranks as the second-oldest player in college football heading into 2023 (Aug. 3, 1992) behind only ECU's Luke Larsen (July 18, 1992)



62


Moritz Oberhofer
6-4, 300, r-Fr.
Offensive Line
Nürnberg Rams
Altdorf, Barvaria, Germany

At Colorado State

Freshman, 2022 (0/0): Walked on ... Redshirted

Personal/High School

Played football in Germany for a club team ... Parents are Peter and Christine ... Has a brother, Felix

**81**

Dane Olson
5-10, 190, r-Sr.
Wide Receiver
San Marcos HS
San Diego, Calif.

At Colorado State

Redshirt Junior, 2022 (9/2): Saw first extensive action of his career and drew his first start against Hawaii ... Tallied two receptions for 18 yards ... Blocked a punt against Utah State

Redshirt Sophomore, 2021 (0/0): Did not see game action

Redshirt Freshman, 2020 (0/0): Did not see game action

Freshman, 2019 (0/0): Walked on ... Redshirted

Personal/High School

Played for coach Jason Texler ... Also started two games at quarterback due to an injury ... Tallied 424 yards on 30 receptions ... Lettered in three sports in high school ... Parents are Kurt and Tracy Olson ... Has two older brothers, Drew and Chase, who both played college football

**96**


Marshon Oxley
6-2, 225, r-Fr.
Defensive Line
Inglewood HS
South Central LA, Calif.

At Colorado State

Freshman, 2022 (0/0): Redshirted

Personal/High School


Played for coach Mil'von James ... A three-star composite recruit by 247Sports ... Had 60 tackles with 20 sacks this season ... Named first team All-Conference and the conference Defensive MVP ... A two-sport athlete, he also participated in track ... Parents are Marcel Oxley and Myra Linton ... Has one brother, Marcel ... Has three sisters, Amari and Aurion Oxley and Kashmir Barnett

**89**

Jamari Person
6-1, 200, Fr.
Wide Receiver
Haywood HS
Nashville, Tenn.

Personal/High School

Played for coach Chris Smith ... A 3-star composite recruit by 247Sports ... Had 72 catches for 1,336 yards and 15 TDs as a senior ... Earned All-Region and All-State honors twice each ... Captain senior year ... Mr. Football semifinalist ... Ed "Too Tall" Jones Award winner ... A two-sport athlete, averaged 7.4 points and 3.1 assists per game as a junior ... Honor Roll student ... Parents are Roy Person and Rosalyn Murray ... Has five siblings: brothers Shawn and Kingston and sisters RaNyah, Londyn, and Nariah

**46**

Cody Pettitt
6-0, 215, r-So.
Long Snapper
Fossil Ridge HS
Fort Collins, Colo.

At Colorado State

Redshirt Freshman, 2022 (4/0): Saw first career action as the primary long snapper for the final four games of the season

Freshman, 2021 (0/0): Walked on ... Redshirted

Personal/High School

Played for coach Jeff Fulton ... Participated in football, baseball and track and field, lettering in football and track ... Was a team captain his senior year ... Named All-Conference his senior year on defensive line and honorable mention All-State ... Academic All-State as a junior and senior ... Parents are Duane and Dawn Pettitt ... Father played football at San Diego State ... Has a younger brother, Austin

**27**

Dylan Phelps
6-2, 195, Fr.
Defensive Back
Spring Valley HS
Las Vegas, Nev.

Personal/High School

Played for coach Marcus Teal ... Three-sport athlete, including basketball and track ... First team All-Conference cornerback ... Had 57 tackles with a pick-six as a senior ... Parents are Kevin Littles and Staci Hammonds ... Has one brother, Ryan




34
Tony Pierce, Jr.
 6-1, 250, Gr.
Defensive Line
Auburndale HS
(North Dakota St.)
Lake Alfred, Fla.

Before Colorado State

Spent five seasons (2018-22) at North Dakota State where he played in 52 games with 19 starts ... Posted 99 career tackles, 14.5 tackles for loss, and eight sacks ... Named the Phil Steele's 2019 Freshman All-American squad as a fourth team selection ... Won three national championships

Personal/High School

Played for coach Dan Morse ... Two-time All-Conference and All-State, including first team honors in 2017 ... Team captain as a senior ... In six games, had 37 tackles with 16 tackles for loss, 5.5 sacks and 12 quarterback hurries ... Charted 103 career tackles with 35 TFLs, 18 sacks and 31 hurries ... Also caused two fumbles, made an interception and broke up seven passes ... Competed in track and field ... State medalist and school record holder in the shot put (56 feet) and the discus throw (157 feet) ... Parents are Tony, Sr., and Cheryl Thornton ... Has two sisters, Anea and Chantell ... Cousins, Artavis, was a running back at Oregon State while Jessie Britt was a receiver at UMass and Duquesne



12
Giles Pooler
 6-5, 210, r-So.
Quarterback
Saint Xavier HS (Ky.)
Fort Collins, Colo.


At Colorado State

Redshirt Freshman, 2022 (2/1): Started the Utah State game, the first of his career ... Completed 11-of-32 pass attempts for 144 yards and an interception ... Also played in the Michigan game

Freshman, 2021 (0/0): Walked on ... Redshirted

Personal/High School

Started at Rocky Mountain High School in Fort Collins before moving to Kentucky during the pandemic ... Was a three-sport athlete, including lacrosse and track ... Passed for 4,600 yards in his prep career, 1,500 as a senior ... All-District selection as a senior, second team All-Conference as a junior ... Team won district title his senior season ... Earned academic All-State honors in his career, as well as being a member of the National Honor Society ... Parents are Todd and Sarah ... Sarah attended CSU and is a professor on campus ... Has one brother, Daniel



53
Whitefield Powell
 6-4, 220, Fr.
Defensive Line
Regents School
Austin, Texas

Personal/High School

Played for coach Tim Phillips ... A two-sport letterman, including track ... First team All-State as a junior and a senior ... Had 22 sacks in his career, with 36 TFLs and 137 total tackles ... As a senior, had 13.5 sacks, six of which were strip sacks, and 16 TFLs ... Holds school records in 40- and 100-yard dashes and high jump ... Parents are Hunter and Laura ... Has two siblings, Hudson and Kate ... Both parents were collegiate athletes; father a swimmer at Penn, mother in track at Liberty



95
Tyler Quinn
 6-1, 285, r-So.
Defensive Line
Duncanville HS
Desoto, Texas

At Colorado State

Redshirt Freshman, 2022 (6/0): Appeared in six games with his first career action coming against Michigan ... Recorded three tackles including one for loss

Freshman, 2021 (0/0): Redshirted

Personal/High School

Played for coach Reginald Samples ... Rated a three-star recruit by 247Sports composite ... Played two sports, including basketball ... Earned first team All-District and academic All-State honors ... Parents are Steven and Yolande ... Has one brother, Steven, who played basketball at Hardin Simmons

**47****Drew Rodriguez**
6-1, 225, Fr.
Linebacker
Sprague HS
Salem, Ore.**Personal/High School**

Enrolled early to participate in spring 2023 practices ... Played for coach Jay Minyard ... A three-sport letterman, including track and basketball ... A 3-star composite recruit by 247Sports ... Played on both sides of the ball, earning All-League honors both offensively and defensively ... As a senior, had 39 catches for 747 yards and 11 TDs, along with 12 carries for 79 yards and 2 TDs ... Registered 62 tackles with three interceptions, two fumble recoveries and two defensive scores ... Captain his senior year ... Parents are Jamie and Rebecca

**2****Justus Ross-Simmons**
6-3, 205, So.
Wide Receiver
Inglewood HS (Calif.)
Rochester, N.Y.**At Colorado State**

Freshman, 2022 (12/10): Became a regular in the starting lineup almost immediately as he started the final 10 games of the season ... Had 26 receptions for 424 yards and three touchdowns ... Notched his longest reception, a 76 yard touchdown, at Boise State ... Had a high of four catches in three games ... Recorded his first touchdown catch at Washington State ... Had a season-best 84 yards receiving at San Jose State ... Returned one kick for 23 yards

Personal/High School

Played for coach Mil'von James for his senior year at Inglewood High ... A three-star composite recruit by 247Sports ... A two-sport athlete, also played basketball ... A three-time All-League performer in football and a three time conference champion in basketball ... Parents are Jake and Kanika ... Has a brother, Jahnarie

**45****Justin Sanchez**
6-0, 230, Sr.
Linebacker
La Serna HS (El Camino)
Whittier, Calif.**At Colorado State**

Junior, 2022 (7/0): Tallied 11 tackles on the season ... Had a season-best five against Utah State

Before Colorado State

Spent three seasons (2019-21), including a cancelled 2020 JUCO season, at El Camino Community College ... Recorded 39 tackles (19 solo), two sacks, six tackles for loss, and one pass breakup as a freshman in 2019 ... Had two interceptions for 47 yards and one touchdown ... Had one reception for two yards and one touchdown against Moorpark ... 2019 SCFA National Division Central League first team defense

Personal/High School

Prepped at La Serna High School ... Tallied 102 tackles and 6.0 sacks as a senior (2019) ... Added an interception and two forced fumbles

**28****Vann Schield**
5-11, 215, r-So.
Running Back
Rock Canyon HS
(CSU-Pueblo)
Castle Pines, Colo.**At Colorado State**

Redshirt Freshman, 2021 (0/0): Walked on ... Did not see any game action ... Converted from defensive back to running back for spring 2023 practices

Before Colorado State

Spent his true freshman season at CSU-Pueblo where he redshirted

Personal/High School

An All-Conference selection his senior year and was the 5A South Metro MVP in 2019 ... Was named a Blue-Gray and MXTGEN All-American ... Was captain of his high school team as a junior and senior ... Was on the honor roll all four years of high school ... Parents are Trent and Carrie ... Has a brother, Levi, and a sister, Cole



52

Rocco Schramm
6-0, 220, r-Fr.
Linebacker
Monte Vista HS
Alamo, Calif.

At Colorado State

Freshman, 2022 (0/0): Walked on ... Redshirted

Personal/High School

A two-sport athlete who also played lacrosse ... Had 118 tackles his senior year to lead his team and league ... Added 860 yards rushing with 10 TDs ... Had 84 tackles in a six-game shortened season as a junior ... Named to San Francisco Chronicle's most dominant two-way player list ... Earned All-League, All-Metro and All-Bay West honors ... Was a two-time All-American by USA Lacrosse ... On honor roll all for years and a member of the National Honors Society ... Parents are George and Dana ... Has a sister, Gianna ... His father, George, was a two-time letterman at Colorado State (1994-95); his grandfather played at Oklahoma State



54

Aubrey Scott
6-5, 260, r-Fr.
Offensive Line
Leuzinger HS
Compton, Calif.

At Colorado State

Freshman, 2022 (1/0): Saw first collegiate action against New Mexico in the season finale ... Redshirted

Personal/High School

Played for coach Brandon Manumaleuna ... A two-way standout as a prep ... Had 67 total tackles in high school with 22 tackles for loss and 11 sacks ... First team All-League selection ... Parents are Anthony Scott and LaTricia Jackson ... Has a brother (Anthony Scott Jr.) and two sisters (LaTricia and Asia Scott)



32

Dante Scott
6-1, 185, Fr.
Defensive Back
Bonita Vista HS
San Diego, Calif.

Personal/High School

Played for coach Tyler Arciaga ... A 3-star composite recruit by 247Sports ... Two-sport letterman including track ... Had 54 receptions for 1,064 yards in his career with 14 TDs in his career ... First team All-League as a junior and senior ... Ran the 100 meters in 11.03 and long jumped 21-9 ... Honor Roll student ... Parents are Greg and Sachi ... Has five siblings (four sisters), Melanie, Mady, Eli, Lilly, and Mila ... Signed his NLI in December 2023 from Japan, the first Ram of the class to sign



31

Jordan Smith
5-10, 215, Jr.
Running Back
Centennial HS (Saddleback)
Las Vegas, Nev.

Before Colorado State

Spent his sophomore (2022) season at Saddleback College where he rushed for 144 yards on 37 carries in nine games ... Originally attended Eastern Illinois out of high school and played the 2020 season (played in the spring of 2021) ... Started three games and played in all six ... Totalled 278 yards on 55 carries with two touchdowns

Personal/High School

Played for coach Dustin Forshee ... Led team to a 12-2 record and Nevada Class 4A state runner-up finish as a senior... Ranked second in the state in rushing with 1,832 yards earning first team All-State honors ... Added 24 touchdowns on the ground and 26 overall touchdowns... Averaged 6.6 yards per carry and 130.9 yards per game... Rushed for 814 yards and 13 touchdowns as a junior



99

Javion Smith-Combs
6-5, 260, Fr.
Defensive Line
Cherry Creek HS
Greenwood Village, Colo.

Personal/High School

Played for coach Dave Logan ... Finished career with 53 total tackles ... Added three sacks as a senior ... Won four consecutive state titles in high school ... Also lettered in basketball ... Parents are Jack Combs and Shanaela Smith ... Has three siblings, TayTay, Tayzua, and Lajay

**35****Kaden Stewart**
6-1, 220, r-Jr.
Linebacker
ThunderRidge HS
(Colorado Mesa)
Parker, Colo.**Before Colorado State**

Spent three seasons (2020-22) at Division II Colorado Mesa ... Played in 20 games overall with 62 total tackles and 18.0 tackles for loss with 10.0 sacks ... Enjoyed the best year of his career in 2022 as he racked up 44 tackles, 12.0 tackles for loss, and 7.0 sacks

Personal/High School

Posted 68 total tackles as a senior with 11.5 sacks, 21.0 tackles for loss, and six forced fumbles ... Mother is Brandy

**15****Jackson Stratton**
6-5, 195, r-Fr.
Quarterback
La Jolla HS
Mission Bay, Calif.**At Colorado State**

Freshman, 2022 (4/0): Appeared in four games and completed 4-of-17 passes for 78 yards with one touchdown and two interceptions ... First career touchdown pass came at San Jose State ... Redshirted

Personal/High School


Played for coach Tyler Roach ... Completed 312-of-515 passes in his career for 4,469 yards and 52 touchdowns with 19 interceptions ... Added 248 rushing yards and seven touchdowns ... Team captain ... A three-star composite recruit, 247Sports rated him No. 63 nationally among pro-style quarterbacks

**97****Matt Thomas**
6-3, 275, Gr.
Defensive Line
Midwood HS
(Rhode Island)
Brooklyn, N.Y.**Before Colorado State**

Began his career (2018-19) at Rutgers where he played in five career games before transferring to Rhode Island (2020-22) where he spent three seasons ... Appeared in 22 games over his career with nine starts there ... Accrued 46 total tackles and 3.5 sacks

Personal/High School

Coached by Anthony Odita ... Helped Midwood to 7-1 record his senior season ... Appeared at defensive end and tight end ... Recorded 47 tackles and nine sacks on defense, and added two receptions for 60 yards and a touchdown on offense ... named first team All-USA New York Football Team on defense by USA Today in 2017 ... An All-City performer as a junior

**60****Morgan Tribbett**
5-11, 210, Fr.
Long Snapper
Eaton HS
Greeley, Colo.**Personal/High School**

Played for coach Zac Lemon ... Also played outside linebacker and running back ... Named the Mile High Preps 2A Defensive Player of the Year as a senior with 103 tackles, 30 tackles for loss and eight sacks ... A part of three consecutive state championship team at Eaton ... Also competed in wrestling



93

Teivis Tuioti
6-3, 290, r-Jr.
Defensive Line
Southeast HS (Nevada)
Laie, Hawaii

At Colorado State

Redshirt Sophomore, 2022 (10/0): Tallied 15 tackles on the season as a rotational defensive tackle ... Posted a career-best four tackles against Utah State and Air Force ... Spent spring 2023 practices with the offensive line but will stick with defense this season

Before Colorado State

Spent two seasons at Nevada (2020-21) ... Redshirted in 2020 ... Appeared in five games with two tackles as a redshirt freshman

Personal/High School

Prepped at Southeast High in Lincoln for his senior season where his father, Tony, was the defensive line coach at Nebraska and now is at Oregon ... Earned All-City and All-Conference honors as well as first team Super State in 2019 as a senior ... Racked up 73 tackles and two sacks at Southeast



41

Paddy Turner
6-5, 210, r-Sr.
Punter
Marian HS (Nevada)
Ararat, VIC, Australia

At Colorado State

Redshirt Junior, 2022 (12/12): Starting punter for all 12 contests ... Had 65 punts for 2,534 yards, average of 39 yards per punt ... Averaged 42.8 on his punts the final five games ... Season-best 56 yards at Air Force ... Placed 13 of his attempts inside the 20 ... Had seven punts of 50 yards or longer ... Forced 22 fair catches with just one touchback ... Allowed just 5.57 yards per punt return, the second-best mark in the Mountain West and No. 33 overall nationally

Before Colorado State

Spent one redshirt season (2021) at Nevada

Personal/High School

A product of ProKick Australia ... Father, Scott, was a professional footballer in the Australian Football League (AFL) from 1991 to 1999 for the Richmond Football Club where he played in 144 games with 33 goals




79

Aitor Urionabarrenechea
6-5, 330, Fr.
Offensive Line
Chaminade Prep
Lancaster, Calif.

Personal/High School

Played for coach David Machuca ... A 3-star composite recruit by 247Sports ... Earned All-State honors ... Parents are Aitor and Neqael ... Has one brother, Adrian




29

Jett Vincent
6-2, 190, Fr.
Defensive Back
Canton-Galva HS
Galva, Kan.

Personal/High School

Played for coach Shelby Hoppes ... A three-sport letterman, including basketball and track ... All-State on defense four years, offense once ... Named Defensive Player of the Year in his league ... Played on both sides of the ball, finishing his career with 131 receptions for 2,518 yards and 37 TDs ... On defense, had 307 career tackles with 36 interceptions and 48 passes defended ... Holds 8-man and all-class state record with 36 interceptions ... Had seven pick-sixes ... In basketball, averaged better than 15 points per game in his career ... All-State in basketball three years ... Captain in both basketball and football ... Full name is Jetton ... Parents are Jesse Vincent and Dolly Theobald ... Has four siblings, brothers Trey and Daniel and sisters Jordyn and Jacelyn ... Trey, who is older, is also a member of the team



24

Trey Vincent
6-2, 175, So.
Defensive Back
Wheatland HS (Ottawa)
Grinnell, Kan.

Before Colorado State


Spent one season (2022) at Ottawa University (NAIA) as a quarterback

Personal/High School

Earned four letters in football, four in basketball, four in track, and two in golf at Wheatland High School ... Led his team to the state championship game as a senior and was selected to play in the KEMFA All-Star Football Game ... Named All-Western Liberty League, All-District, Kansas Pregame Top 8 Team, All-State, a finalist for the Sports in Kansas Offensive Player of the Year, and was named to the Hill Brothers Top 11 Team

**59****Mulumba Wa-Kalonji**
6-1, 215, Fr.
Defensive Line
Grandview HS
Aurora, Colo.**Personal/High School**

Played for coach John Schultz ... Played outside linebacker and defensive end in high school along with forward on the basketball team ... Tallied 56 total tackles with 3.0 sacks as a senior ... Tallied 141 total tackles and 18.0 tackles for loss in his three year varsity career ... Parents are Kalonji Wa-Mulumba and Mpemba Nkongolo ... One of six children, he has three brothers Mukendi - a fellow Ram, Nkongolo and Kalonji and two sisters Meta Mulumba and Meta

**2****Mukendi Wa-Kalonji**
6-4, 240, r-So.
Defensive Line
Grandview HS
Aurora, Colo.**At Colorado State**

Redshirt Freshman, 2022 (12/0): Registered 14 tackles in his first competition season ... Biggest moment of the campaign came at Nevada when he caught an ill-advised pitch from the Nevada running back - ruled a fumble - and returned it 50 yards for a touchdown in the first quarter

Freshman, 2021 (0/0): Redshirted

Personal/High School

Played for coach John Schultz ... Rated a three-star recruit by 247Sports composite ... Posted 73 tackles in his career, 10 for loss, including 3.0 sacks and recovered three fumbles ... Played three sports in high school, including basketball and track ... Parents are Kalonji Wa-Mulumba and Mpemba Nkongolo ... One of six children, he has three brothers Mulumba - a fellow Ram, Nkongolo and Kalonji and two sisters Meta Mulumba and Meta

**43****Nate Weyand**
6-2, 240, Fr.
Defensive Line
Westlake HS
Austin, Texas**Personal/High School**


Played for coach Tony Salazar ... Recorded 95 tackles and 20.0 tackles for loss in his three-year varsity career ... Added 10.0 sacks ... Inducted into the 2022 Westlake Football Wall of Honor and selected to the District 26-6A First Team as a senior

**13****Jordan Williams**
6-5, 215, So.
Tight End
St. Paul HS
Riverside, Calif.**At Colorado State**

Freshman, 2022 (11/2): Tallied three receptions for 36 yards and a touchdown as a true freshman ... Saw his role grow increasingly over the course of the season and started the San Jose State and Air Force game

Personal/High School


Played for coach Rick Zepeda ... A three-star composite recruit by 247Sports ... A first team All-League selection ... In seven games during his senior season, had 32 receptions for 606 yards and eight touchdowns ... Father is Jermaine Williams

**36****Mychai Williams**
6-0, 180, r-Fr.
Defensive Back
Dorsey HS
Los Angeles, Calif.**At Colorado State**

Freshman, 2022 (0/0): Walked on ... Redshirted

Personal/High School

A two-sport athlete in high school, also played basketball ... Additionally attended Hawthorne and St. Monica ... As a senior, scored 12 touchdowns on offense and had a school-record 10 interceptions, four of which he returned for scores ... Was named league MVP and was the Division I Defensive Player of the Year ... Was football team captain as a senior ... Earned honor roll accolades as a senior ... Parents are Stephen and Erin ... Has a brother, Kyle who plays at Washington State, and two sisters, Amari and Nire



41

Tyson Williams
6-0, 170, r-Fr.
Defensive Back
Loveland HS
Loveland, Colo.

At Colorado State

Freshman, 2022 (0/0): Walked on ... Redshirted

Personal/High School

A two-sport athlete including track ... Three-time All-Conference and All-Area selection, twice All-State ... Played for 2020 4A state champs ... First team academic All-State ... Finished career with 11 interceptions, 130 tackles, 20 passes defended and two forced fumbles ... Parents are Ryan and Carmen ... Has two sisters, Peyton and Maycee, ... Dad played football for Black Hill State University



30

Chase Wilson
6-1, 225, r-Jr.
Linebacker
Ralston Valley HS
Arvada, Colo.

At Colorado State


Redshirt Sophomore, 2022 (12/0): Returned from injury to appear in every game as a backup linebacker ... Registered 29 tackles on the season ... Had a breakout game in the season finale shutout against New Mexico, registering seven tackles and 2.5 sacks

Sophomore, 2021 (2/0): Appeared in two games the first three weeks, then missed the rest of the season due to injury ... Redshirted

Freshman, 2020 (2/0): Played in two games as a true freshman ... Made his first career appearance at home vs. Wyoming

Personal/High School

Played for coach Matt Loyd ... Ranked the No. 18 player in the state and a three-star prospect by 247Sports composite ... A three-sport standout for the Mustangs who played lacrosse and competed in track and field ... Rushed for 2,021 yards and had 576 receiving yards in his career, scoring 28 combined touchdowns ... Collected 44 tackles as a senior, two sacks and six tackles for loss ... Selected All-State in football as a senior ... Team captain as a senior ... Parents are Josh and Linda Chase ... Has three older siblings: brother Colin, sisters Taylor White and Maddie White ... Mother played volleyball at Regis, and his sister, Taylor, played soccer at Regis



95

Ashton Wolff
6-2, 205, So.
Kicker
Pilchuck HS
(Central Washington)
Marysville, Wash.

Before Colorado State

Spent one season (2022) at Central Washington (Division II) where he handled kicking and kickoff duties ... Handled 53 kickoffs for 3,095 yards and 19 touchdowns in 10 games ... Was 2-for-3 on field goal attempts with a long of 42 ... Hit all six of his PATs in the season finale vs. UTPB

Personal/High School

Played at Marysville Pilchuck for coach Brandon Carson ... ranked by 247Sports.com as the No. 22 kicker in the nation ... All-League and All-Conference selection as a senior after making 79 of 83 extra points and all three field goal attempts ... Owned a 50 percent touchback rate on kickoffs ... Helped lead the Tomahawks to a pair of state semifinal appearances and two league championships ... Parents are Phillip Wolff and Heather Bartlett ... Has one sibling, Peyton



2022 REVIEW

TEAM STATISTICS

	CSU	OPP
SCORING	158	323
Points per game	13.2	26.9
Points Off Turnovers	39	34
FIRST DOWNS	176	242
Rushing	66	114
Passing	95	110
Penalty	15	18
RUSHING YARDAGE	1068	1963
Yards gained rushing	1556	2223
Yards lost rushing	488	260
Rushing attempts	385	473
Average per rush	2.8	4.2
Average per game	89.0	163.6
TDs Rushing	4	24
PASSING YARDAGE	2361	2297
Comp-Att-Int	203-322-11	219-355-8
Average per pass	7.3	6.5
Average per catch	11.6	10.5
Average per game	196.8	191.4
TDs Passing	12	15
TOTAL OFFENSE	3429	4260
Total plays	707	828
Average per play	4.9	5.1
Average per game	285.8	355.0
KICK RETURNS: #-YARDS	19-319	6-103
PUNT RETURNS: #-YARDS	17-181	14-78
INT RETURNS: #-YARDS	8-60	11-111
KICK RETURN AVERAGE	16.8	17.2
PUNT RETURN AVERAGE	10.6	5.6
INT RETURN AVERAGE	7.5	10.1
FUMBLES-LOST	15-9	19-7
PENALTIES-YARDS	83-725	58-521
Average per game	60.4	43.4
PUNTS-YARDS	66-2574	55-2380
Average per punt	39.0	43.3
Net punt average	37.5	38.1
KICKOFFS-YARDS	39-2479	62-3862
Average per kick	63.6	62.3
Net kick average	39.8	39.9
TIME OF POSSESSION / GAME	29:29	30:31
3RD-DOWN CONVERSION	34/151	62/164
3rd-down pct.	23%	38%
4TH-DOWN CONVERSION	13/33	13/19
4th-down pct.	39%	68%
SACKS BY-YARDS	24-143	59-399
MISC YARDS	0	0
TOUCHDOWNS SCORED	19	41
FIELD GOALS - ATTEMPTS	10-14	12-19
ON-SIDE KICKS	0-1	0-0
RED-ZONE SCORES	(12-23) 52%	(41-44) 93%
RED-ZONE TOUCHDOWNS	(5-23) 22%	(33-44) 75%
PAT-ATTEMPTS	(14-15) 93%	(41-41) 100%
2-point conversion-attempts	(0-4) 0%	(0-0) 0%

SCORE BY QUARTERS	1st	2nd	3rd	4th	OT	Total
Colorado State	34	40	35	49	-	158
Opponents	79	109	76	59	-	323

INDIVIDUAL STATISTICS

RUSHING	GP	Att	Gain	Loss	Net	Avg	TD	Lg	Avg/G
Avery Morrow	12	173	866	32	834	4.8	4	67	69.5
A'Jon Vivens	5	39	120	16	104	2.7	0	10	20.8
David Bailey	3	20	68	7	61	3.1	0	15	20.3
Jaylen Thomas	11	18	48	2	46	2.6	0	9	4.2
Keegan Holles	9	10	48	10	38	3.8	0	18	4.2
Jackson Stratton	4	1	18	0	18	18.0	0	18	4.5
Louis Brown	10	2	10	0	10	5.0	0	6	1.0
Tory Horton	12	2	9	3	6	3.0	0	9	0.5
B. Fowler-Nicolosi	3	5	25	19	6	1.2	0	14	2.0
Peter Montini	10	4	7	3	4	1.0	0	7	0.4
Tanner Arkin	12	1	1	0	1	1.0	0	1	0.1
David Aggrey	6	1	0	1	-1	-1.0	0	0	-0.2
Ty McCullough	4	1	0	1	-1	-1.0	0	0	-0.3
Giles Pooler	2	5	4	18	-14	-2.8	0	4	-7.0
Clay Millen	10	100	332	360	-28	-0.3	0	20	-2.8
Team	12	3	0	16	-16	-5.3	0	0	-1.3
TOTAL	12	385	1556	488	1068	2.8	4	67	89.0
OPPONENTS	12	473	2223	260	1963	4.2	24	39	163.6

PASSING	G	Effic	Cmp-Att-Int	Pct	Yds	TD	Lng	Avg/G
Clay Millen	10	149.8	169-234-6	72.2	1910	10	76	191.0
B. Fowler-Nicolosi	3	88.1	17-37-2	45.9	194	1	52	64.7
Giles Pooler	2	65.9	11-32-1	34.4	144	0	25	72.0
Jackson Stratton	4	58.0	4-17-2	23.5	78	1	40	19.5
Tory Horton	12	247.0	2-2-0	100.0	35	0	19	2.9
TOTAL	12	130.1	203-322-11	63.0	2361	12	76	196.8
OPPONENTS	12	125.5	219-355-8	61.7	2297	15	61	191.4

RECEIVING	G	No.	Yds	Avg	TD	Long	Avg/G
Tory Horton	12	71	1131	15.9	8	69	94.3
Justus Ross-Simmons	12	26	424	16.3	3	76	35.3
Avery Morrow	12	18	63	3.5	0	16	5.3
Jaylen Thomas	11	15	116	7.7	0	27	10.5
Tanner Arkin	12	14	116	8.3	0	26	9.7
Ty McCullough	4	13	119	9.2	0	25	29.8
Melquan Stovall	3	13	106	8.2	0	22	35.3
Louis Brown	10	12	98	8.2	0	24	9.8
A'Jon Vivens	5	4	26	6.5	0	19	5.2
David Bailey	3	3	-1	-0.3	0	8	-0.3
Jordan Williams	11	3	36	12.0	1	21	3.3
Gary Williams	12	2	24	12.0	0	23	2.0
Peter Montini	10	2	45	22.5	0	25	4.5
Dane Olson	9	2	18	9.0	0	15	2.0
Keegan Holles	9	2	3	1.5	0	3	0.3
Matt Greenwald	5	1	6	6.0	0	6	1.2
Clay Millen	10	1	16	16.0	0	16	1.6
Mekhi Fox	7	1	15	15.0	0	15	2.1
TOTAL	12	203	2361	11.6	12	76	196.8
OPPONENTS	12	219	2297	10.5	15	61	191.4

TOTAL OFFENSE	G	Plays	Rush	Pass	Total	Avg/G
Clay Millen	10	334	-28	1910	1882	188.2
Avery Morrow	12	173	834	0	834	69.5
B. Fowler-Nicolosi	3	42	6	194	200	66.7
Giles Pooler	2	37	-14	144	130	65.0
A'Jon Vivens	5	39	104	0	104	20.8
Jackson Stratton	4	18	18	78	96	24.0
David Bailey	3	20	61	0	61	20.3
Jaylen Thomas	11	18	46	0	46	4.2
Tory Horton	12	4	6	35	41	3.4
Keegan Holles	9	10	38	0	38	4.2
Louis Brown	10	2	10	0	10	1.0
Peter Montini	10	4	4	0	4	0.4
Tanner Arkin	12	1	1	0	1	0.1
David Aggrey	6	1	-1	0	-1	-0.2
Ty McCullough	4	1	-1	0	-1	-0.3
Team	12	0	-16	0	-16	-1.3
TOTAL	12	707	1068	2361	3429	285.8
OPPONENTS	12	828	1963	2297	4260	355.0

ALL PURPOSE

	G	Rush	Rec	PR	KOR	IR	Tot	Avg/G
Tory Horton	12	6	1131	171	0	0	1308	109.0
Avery Morrow	12	834	63	0	0	0	897	74.8
Justus Ross-Simmons	12	0	424	0	23	0	447	37.3
A'Jon Vivens	5	104	26	0	133	0	263	52.6
Keegan Hollies	9	38	3	0	163	0	204	22.7
Jaylen Thomas	11	46	116	0	0	0	162	14.7
Ty McCullouch	4	-1	119	0	0	0	118	29.5
Tanner Arkin	12	1	116	0	0	0	117	9.8
Melquan Stovall	3	0	106	10	0	0	116	38.7
Niles Brown	10	10	98	0	0	0	108	10.8
David Bailey	3	61	-1	0	0	0	60	20.0
Peter Montini	10	4	45	0	0	0	49	4.9
Cam'Ron Carter	12	0	0	0	0	39	39	3.3
Jordan Williams	11	0	36	0	0	0	36	3.3
Gary Williams	12	0	24	0	0	0	24	2.0
Ayden Hector	10	0	0	0	0	21	21	2.1
Dane Olson	9	0	18	0	0	0	18	2.0
Jackson Stratton	4	18	0	0	0	0	18	4.5
Mekhi Fox	7	0	15	0	0	0	15	2.1
Matt Greenwald	5	0	6	0	0	0	6	1.2
B. Fowler-Nicolosi	3	6	0	0	0	0	6	2.0
David Aggrey	6	-1	0	0	0	0	-1	-0.2
Clay Millen	10	-28	16	0	0	0	-12	-1.2
Giles Pooler	2	-14	0	0	0	0	-14	-7.0
TOTAL	12	1068	2361	181	319	60	3989	332.4
OPPONENTS	12	1963	2297	78	103	111	4552	379.3

PUNT RETURNS

	No.	Yds	Avg	TD	Long
Tory Horton	11	171	15.5	1	72
Melquan Stovall	4	10	2.5	0	5
Thomas Pannunzio	2	0	0.0	0	0
TOTAL	17	181	10.6	1	72
OPPONENTS	14	78	5.6	0	44

KICK RETURNS

	No.	Yds	Avg	TD	Long
Keegan Hollies	11	163	14.8	0	28
A'Jon Vivens	6	133	22.2	0	34
Gary Williams	1	0	0.0	0	0
Justus Ross-Simmons	1	23	23.0	0	23
TOTAL	19	319	16.8	0	34
OPPONENTS	6	103	17.2	0	24

FUMBLE RETURNS

	No.	Yds	Avg	TD	Long
Mukendi Wa-Kalonji	1	50	50.0	1	50
Cam'Ron Carter	1	0	0.0	0	0
Mohamed Kamara	1	0	0.0	0	0
CJ Onyechi	1	0	0.0	0	0
Cam Bariteau	1	0	0.0	0	0
Henry Blackburn	1	0	0.0	0	0
Grady Kelly	1	0	0.0	0	0
TOTAL	7	50	7.1	1	50
OPPONENTS	9	45	5.0	1	45

INTERCEPTIONS

	No.	Yds	Avg	TD	Long
Ayden Hector	3	21	7.0	1	21
Jack Howell	3	0	0.0	0	0
Cam'Ron Carter	1	39	39.0	0	39
Henry Blackburn	1	0	0.0	0	0
TOTAL	8	60	7.5	1	39
OPPONENTS	11	111	10.1	1	37

SCORING

	----- PATS -----								
	TD	FGs	Kick	Rush	Rcv	Pass	DXP	Saf	Points
Tory Horton	9	-	-	-	-	-	-	-	54
Michael Boyle	-	10-13	12-12	-	-	-	-	-	42
Avery Morrow	4	-	-	-	-	-	-	-	24
Justus Ross-Simmons	3	-	-	-	-	-	-	-	18
Ayden Hector	1	-	-	-	-	-	-	-	6
Mukendi Wa-Kalonji	1	-	-	-	-	-	-	-	6
Jordan Williams	1	-	-	-	-	-	-	-	6
Cayden Camper	-	0-1	2-3	-	-	-	-	-	2
TOTAL	19	10-14	14-15	0	0	0	0	0	158
OPPONENTS	41	12-19	41-41	0	0	0	0	0	323

FIELD GOALS

	FGM-FGA	Pct	1-19	20-29	30-39	40-49	50-99	Lg	Blk
Michael Boyle	10-13	76.9	0-0	5-5	2-3	3-5	0-0	43	0
Cayden Camper	0-1	0.0	0-0	0-0	0-0	0-1	0-0	0	0
OPPONENTS	12-19	63.2	0-0	5-6	3-5	4-6	0-2	48	0

FG SEQUENCE

	CSU	OPPONENTS
Michigan	-	(31),(26),(34)
Middle Tenn.	43	(25),(35)
Washington St.	44	(22)
Sacramento St.	(24)	(45),(47)
Nevada	(43)	28
Utah St.	(23),(39),(35)	45,52,(48)
Hawaii	(38)	(27),(23)
Boise St.	(41)	39
San Jose St.	(26)	
Wyoming	(40),(23),40	37
Air Force		(44),53
New Mexico	(23)	46

Numbers in (parentheses) indicate field goal was made.

PUNTING

	No.	Yds	Avg	Long	TB	FC	I20	50+	Blkd
Paddy Turner	65	2534	39.0	56	1	22	13	7	0
Team	1	40	40.0	0	0	1	1	0	0
TOTAL	66	2574	39.0	56	1	23	14	7	0
OPPONENTS	55	2380	43.3	61	5	17	18	16	1

KICKOFFS

	No.	Yds	Avg	TB	OB	Retn	Net	YdLn
Henry Katleman	38	2415	63.6	30	1			
Michael Boyle	1	64	64.0	0	0			
TOTAL	39	2479	63.6	30	1	6	39.8	25
OPPONENTS	62	3862	62.3	37	2	19	39.9	25

2022 RESULTS

DATE	OPPONENT	W/L	SCORE	TIME	ATTEND
Sept. 3	at Michigan	L	7-51	3:13	109,575
Sept. 10	Middle Tenn.	L	19-34	3:26	27,641
Sept. 17	at Washington St.	L	7-38	3:38	23,611
Sept. 24	Sacramento St.	L	10-41	2:57	25,445
Oct. 7	at Nevada*	W	17-14	3:32	18,255
Oct. 15	Utah St.*	L	13-17	3:29	35,009
Oct. 22	Hawaii*	W	17-13	3:08	22,843
Oct. 29	at Boise St.*	L	10-49	3:17	33,895
Nov. 5	at San Jose St.*	L	16-28	3:26	16,382
Nov. 12	Wyoming*	L	13-14	3:09	30,300
Nov. 19	at Air Force*	L	12-24	2:54	20,121
Nov. 25	New Mexico*	W	17-0	3:03	20,107

PARTICIPATION

	NAME	GP/GS	UM	MT	WSU	SAC	NEV	USU	UH	BSU	SJSU	UW	AFA	UNM
28	David Aggrey	6/0	...	XXX	XXX	XXX	XXX	XXX	XXX
7	Chigozie Anusiem	12/12	START	START	START	START	START	START	START	START	START	START	START	START
89	Tanner Arkin	12/8	START	START	XXX	START	START	START	XXX	START	XXX	START	XXX	START
26	David Bailey	3/1	XXX	XXX	...	START
94	Cam Bariteau	12/11	START	XXX	START	START	START	START	START	START	START	START	START	START
74	Dante Bivens	12/12	START	START	START	START	START	START	START	START	START	START	START	START
11	Henry Blackburn	10/10	START	START	START	START	START	START	START	START	START	START
98	Michael Boyle	9/0	XXX	XXX	XXX	XXX	XXX	XXX	XXX	XXX	...	XXX
83	Louis Brown	10/2	XXX	...	XXX	XXX	XXX	XXX	XXX	...	XXX	XXX	START	START
9	Tavian Brown	5/0	XXX	XXX	...	XXX	...	XXX	XXX
95	Cayden Camper	2/0	XXX	XXX
12	Cam/Ron Carter	12/11	START	XXX	START	START	START	START	START	START	START	START	START	START
71	Brian Crespo-Jaquez	1/1	START
67	Gray Davis	12/12	START	START	START	START	START	START	START	START	START	START	START	START
79	Tex Elliott	1/0	XXX
24	Robert Floyd	4/0	XXX	XXX	XXX	XXX
16	Brayden Fowler-Nicolosi	3/1	XXX	XXX	START
88	Mekhi Fox	7/1	XXX	XXX	XXX	XXX	START	...	XXX	XXX
8	Tywan Francis	4/4	START	START	START	START
75	Jacob Gardner	12/12	START	START	START	START	START	START	START	START	START	START	START	START
73	Gage Gaynor	1/0	XXX
44	DeAndre Gill	1/0	XXX
43	Troy Golden	12/0	XXX	XXX	XXX	XXX	XXX	XXX	XXX	XXX	XXX	XXX	XXX	XXX
31	Matt Greenwald	5/0	XXX	XXX	XXX	XXX	...	XXX
16	Brandon Guzman	11/8	...	XXX	XXX	START	START	START	START	START	START	START	XXX	START
76	Keegan Hamilton	7/3	XXX	XXX	START	START	START	XXX	XXX
64	Bryan Hansen	1/0	XXX	...
32	Ayden Hector	10/7	XXX	XXX	START	XXX	START	START	START	START	START	START
57	Treyvyn Heil	1/0	XXX
15	Brandon Hickerson-Rooks	8/0	XXX	XXX	...	XXX	XXX	XXX	XXX	XXX	...	XXX
33	Keegan Hollies	9/0	XXX	XXX	XXX	...	XXX	XXX	XXX	XXX	XXX	XXX
14	Tory Horton	12/12	START	START	START	START	START	START	START	START	START	START	START	START
17	Jack Howell	11/10	XXX	START	START	START	...	START	START	START	START	START	START	START
5	Dequan Jackson	12/12	START	START	START	START	START	START	START	START	START	START	START	START
56	Ches Jackson	3/1	XXX	START	XXX
34	Titus Jones	9/0	XXX	XXX	XXX	XXX	XXX	XXX	XXX	XXX	XXX
8	Mohamed Kamara	12/12	START	START	START	START	START	START	START	START	START	START	START	START
78	Aaron Karas	3/0	...	XXX	XXX	...	XXX
65	Henry Katleman	12/0	XXX	XXX	XXX	XXX	XXX	XXX	XXX	XXX	XXX	XXX	XXX	XXX
90	Grady Kelly	12/10	START	START	XXX	XXX	START	START	START	START	START	START	START	START
52	Dontae Keys	10/10	START	START	START	START	START	START	START	START	START	START
4	Angel King	6/5	START	XXX	START	START	START
49	Drew Kulick	12/1	XXX	START	XXX	XXX	XXX	XXX	XXX	XXX	XXX	XXX	XXX	XXX
10	Greg Laday	10/4	START	START	START	...	XXX	XXX	...	XXX	XXX	XXX	START	XXX
31	Corey Lambert, Jr.	0/0
2	Justice McCoy	10/0	XXX	XXX	XXX	XXX	XXX	...	XXX	XXX	XXX	XXX	...	XXX
6	Ty McCullouch	4/4	START	START	START	START
40	Dawson Menegatti	2/0	XXX	XXX
58	George Miki-Han	7/6	START	START	START	START	START	START	START	START	START
11	Clay Millen	10/10	START	START	START	START	START	START	START	START	START	START	START	START
23	Jaseim Mitchell	12/0	XXX	XXX	XXX	XXX	XXX	XXX	XXX	XXX	XXX	XXX	XXX	XXX
91	James Mitchell	12/0	XXX	XXX	XXX	XXX	XXX	XXX	XXX	XXX	XXX	XXX	XXX	XXX
44	Peter Montini	10/2	XXX	XXX	XXX	START	XXX	XXX	XXX	XXX	XXX	XXX
25	Avery Morrow	12/8	XXX	XXX	START	XXX	START	XXX	START	START	START	START	START	START
97	Clay Nanke	3/0	XXX	XXX	XXX
72	Dirk Nelson	4/1	XXX	XXX	START	XXX	XXX
61	Sammy Norris	6/0	XXX	XXX	...	XXX	...	XXX	...	XXX	...	XXX
62	Moritz Oberhofer	1/0	XXX
81	Dane Olson	9/2	XXX	XXX	XXX	START	START	XXX	XXX	XXX	XXX
2	CJ Onyechi	12/12	START	START	START	START	START	START	START	START	START	START	START	START
18	Thomas Pannunzio	4/0	XXX	XXX	XXX	XXX
46	Cody Pettitt	4/0	XXX	XXX	XXX	XXX	...
40	Devin Phillips	4/3	...	START	START	START	XXX
12	Giles Pooler	2/1	XXX	START
95	Tyler Quinn	6/0	XXX	XXX	...	XXX	XXX	XXX	...	XXX
47	Jacob Raab	10/0	XXX	XXX	XXX	XXX	XXX	XXX	XXX	XXX	XXX	XXX
85	Justus Ross-Simmons	12/10	XXX	XXX	START	START	START	START	START	START	START	START	START	START
45	Justin Sanchez	7/0	XXX	...	XXX	...	XXX	XXX	XXX	XXX	XXX
54	Aubrey Scott	1/0	XXX
3	E.J. Scott	3/0	XXX	XXX	XXX
50	Owen Snively	8/2	XXX	XXX	START	START	XXX	XXX	XXX	...	XXX
0	Melquan Stovall	3/3	START	START	START
15	Jackson Stratton	4/0	XXX	XXX	XXX	...	XXX
27	Jaylen Thomas	11/0	XXX	...	XXX	XXX	XXX	XXX	XXX	XXX	XXX	XXX	XXX	XXX
63	Joey Treccia	1/0	XXX
93	Teivis Tuitoi	10/0	XXX	XXX	XXX	XXX	XXX	XXX	XXX	XXX	XXX	XXX
41	Paddy Turner	12/0	XXX	XXX	XXX	XXX	XXX	XXX	XXX	XXX	XXX	XXX	XXX	XXX
1	AJon Vivens	5/3	START	START	...	XXX	XXX	START
92	Mukendi Wa-Kalonji	12/0	XXX	XXX	XXX	XXX	XXX	XXX	XXX	XXX	XXX	XXX	XXX	XXX
33	Tyson Williams	1/0	XXX	...
36	Mychai Williams	1/0	XXX
13	Jordan Williams	11/2	XXX	...	XXX	XXX	XXX	XXX	XXX	START	XXX	START	XXX	XXX
84	Gary Williams	12/2	XXX	XXX	XXX	XXX	START	XXX	XXX	XXX	XXX	START	XXX	XXX
20	Langston Williams	3/0	XXX	...	XXX	XXX
30	Chase Wilson	12/0	XXX	XXX	XXX	XXX	XXX	XXX	XXX	XXX	XXX	XXX	XXX	XXX
22	Dante Wright	2/0	XXX	XXX

DEFENSIVE STATS

	GP	-----Tackles-----			TFL/Yds	-Sacks-	---Pass Def---			-Fumbles-			Blkd	
		Solo	Ast	Total			No-Yards	Int-Yds	BrUp	QBH	Rcv-Yds	FF	Kick	Saf
17 Jack Howell	11	42	66	108	3-9	0.5-5	3-0	3	1	.	1	.	.	
5 Dequan Jackson	12	43	57	100	6-16	.	.	1	1	.	2	.	.	
12 Cam'Ron Carter	12	27	49	76	1-1	0.5-0	1-39	.	.	1-0	.	.	.	
2 CJ Onyechi	12	34	24	58	9-31	3.5-13	.	.	6	1-0	1	.	.	
11 Henry Blackburn	10	30	23	53	2-12	1-8	1-0	8	.	1-0	2	.	.	
8 Mohamed Kamara	12	24	20	44	16-66	8.5-53	.	.	11	1-0	2	.	.	
49 Drew Kulick	12	20	23	43	4-18	1-8	.	1	1	
90 Grady Kelly	12	13	30	43	2.5-5	1-3	.	2	2	1-0	.	.	.	
32 Ayden Hector	10	24	17	41	3-18	1-10	3-21	7	3	.	1	.	.	
7 Chigozie Anusiem	12	19	17	36	1-2	.	.	9	1	
8 Tywan Francis	4	19	13	32	2.5-10	.	.	2	
16 Brandon Guzman	11	17	13	30	1.5-3	1-2	.	6	
30 Chase Wilson	12	15	14	29	2.5-17	2.5-17	.	2	.	.	1	.	.	
4 Angel King	6	14	10	24	1-4	0.5-3	.	3	
94 Cam Bariteau	12	7	13	20	1.5-9	1-8	.	.	.	1-0	.	.	.	
10 Greg Laday	10	12	7	19	.	.	.	1	
43 Troy Golden	12	7	12	19	3-9	1-6	.	1	.	.	1	.	.	
91 James Mitchell	12	6	10	16	2-3	.	.	.	1	
93 Teivis Tuioti	10	6	9	15	
92 Mukendi Wa-Kalonji	12	3	11	14	1	1-0	.	.	.	
45 Justin Sanchez	7	4	7	11	
9 Tavian Brown	5	4	6	10	
40 Devin Phillips	4	3	4	7	1.5-5	.	.	.	2	
15 Brandon Hickerson-Rooks	8	2	2	4	2-10	1-7	.	.	2	
47 Jacob Raab	10	3	.	3	
95 Tyler Quinn	6	2	1	3	1-1	
24 Robert Floyd	4	2	.	2	
97 Clay Nanke	3	.	2	2	
44 Peter Montini	10	2	.	2	
65 Henry Katleman	12	1	.	1	
34 Titus Jones	9	1	.	1	
14 Tory Horton	12	1	.	1	
6 Ty McCullouch	4	1	.	1	
83 Louis Brown	10	1	.	1	
18 Thomas Pannunzio	4	1	.	1	
20 Langston Williams	3	1	.	1	
81 Dane Olson	9	1	.	
TOTALS	12	411	460	871	66-249	24-143	8-60	46	32	7-0	11	1	0	
OPPONENTS	12	375	424	799	110-501	59-399	11-111	31	35	9-45	12	0	0	

PASSING GAME-BY-GAME

#11 Clay Millen	Att	Comp	Int	Pct	Yards	TD	Long	Sack	Yds	Effic
Michigan	16	20	1	80.0	137	1	34	7	50	144.0
Middle Tenn.	20	30	2	66.7	256	3	69	9	70	158.0
Washington St.	25	35	1	71.4	212	1	27	7	39	126.0
Sacramento St.	7	7	0	100.0	62	0	56	1	14	174.4
Hawaii	17	24	0	70.8	177	0	31	0	0	132.8
Boise St.	13	20	0	65.0	161	1	76	5	30	149.1
San Jose St.	15	24	1	62.5	261	0	42	9	58	145.5
Wyoming	18	26	1	69.2	251	0	48	5	27	142.6
Air Force	19	24	0	79.2	179	2	28	7	46	169.3
New Mexico	19	24	0	79.2	214	2	41	3	25	181.6
Totals	169	234	6	72.2	1910	10	76	53	359	149.8

#12 Giles Pooler	Att	Comp	Int	Pct	Yards	TD	Long	Sack	Yds	Effic
Utah St.	11	32	1	34.4	144	0	25	3	18	65.9

#14 Tory Horton	Att	Comp	Int	Pct	Yards	TD	Long	Sack	Yds	Effic
Utah St.	1	1	0	100.0	19	0	19	0	0	259.6
New Mexico	1	1	0	100.0	16	0	16	1	3	234.4
Totals	2	2	0	100.0	35	0	19	1	3	247.0

#15 Jackson Stratton	Att	Comp	Int	Pct	Yards	TD	Long	Sack	Yds	Effic
Boise St.	1	6	1	16.7	6	0	6	0	0	-8.3
San Jose St.	3	10	1	30.0	72	1	40	0	0	103.5
New Mexico	0	1	0	0.0	0	0	0	0	0	0.0
Totals	4	17	2	23.5	78	1	40	0	0	58.0

#16 Brayden Fowler-Nicolosi	Att	Comp	Int	Pct	Yards	TD	Long	Sack	Yds	Effic
Sacramento St.	6	15	0	40.0	116	1	52	1	11	127.0
Nevada	11	22	2	50.0	78	0	26	1	8	61.6
Totals	17	37	2	45.9	194	1	52	2	19	88.1

RUSHING GAME-BY-GAME

	No-Yds/TD	UM	MT	WSU	SAC	NEV	USU	UH	BSU	SJSU	UW	AFA	UNM
Avery Morrow	173-834/4	7-21/0	3-7/0	8-28/0	4-13/0	24-168/027-116/126-147/2	5-2/0	17-124/1	22-104/0	8-42/0	22-62/0		
Clay Millen	100--28/0	12--15/0	11--65/0	13-0/0	3--1/0	DNP	DNP	9-53/0	5--30/0	17--3/0	11-17/0	12-10/0	7-6/0
A'Jon Vivens	39-104/0	10-35/0	12-41/0	DNP	10-31/0	5-0/0	2--3/0	DNP	DNP	DNP	DNP	DNP	DNP
David Bailey	20-61/0	6-27/0	8-7/0	DNP	6-27/0	DNP	DNP	DNP	DNP	DNP	DNP	DNP	DNP
Jaylen Thomas	18-46/0	4-14/0	DNP	4-11/0	2-0/0	-	-	1-0/0	4-10/0	-	-	1-9/0	2-12/0
Keegan Hollis	10-38/0	DNP	DNP	4-23/0	-	1--2/0	DNP	-	4-21/0	1-4/0	-	-	-
Brayden Fowler-Nicolosi	5-6/0	DNP	DNP	-	3-4/0	2-2/0	DNP	DNP	DNP	DNP	DNP	DNP	DNP
Giles Pooler	5--14/0	-	DNP	DNP	DNP	DNP	5--14/0	DNP	DNP	DNP	DNP	DNP	DNP
Peter Montini	4-4/0	DNP	DNP	-	-	-	-	2-4/0	2-0/0	-	-	-	-
Louis Brown	2-10/0	-	DNP	-	-	-	-	1-6/0	DNP	-	-	1-4/0	-
Tory Horton	2-6/0	-	-	-	-	1-9/0	-	-	-	-	-	-	1--3/0
Jackson Stratton	1-18/0	DNP	DNP	DNP	DNP	DNP	DNP	DNP	-	1-18/0	-	DNP	-
Tanner Arkin	1-1/0	-	-	-	1-1/0	-	-	-	-	-	-	-	-
Ty McCullouch	1--1/0	-	-	1--1/0	-	DNP	DNP	DNP	DNP	DNP	DNP	DNP	DNP
David Aggrey	1--1/0	DNP	-	-	-	-	DNP	DNP	-	DNP	DNP	DNP	1--1/0

GAME-BY-GAME RECEIVING

	No-Yds/TD	UM	MT	WSU	SAC	NEV	USU	UH	BSU	SJSU	UW	AFA	UNM
Tory Horton	71-1131/8	6-69/1	9-186/3	5-45/0	3-127/1	9-64/0	-	3-47/0	6-63/0	9-196/1	8-168/0	3-35/1	10-131/1
Justus Ross-Simmons	26-424/3	-	-	3-20/1	4-27/0	-	-	4-64/0	1-76/1	3-84/0	4-47/0	3-46/0	4-60/1
Avery Morrow	18-63/0	-	-	3-8/0	-	1-3/0	1-0/0	3-11/0	1-4/0	2-15/0	1-3/0	3-4/0	3-15/0
Jaylen Thomas	15-116/0	-	DNP	5-51/0	-	-	-	-	2-12/0	-	1-2/0	6-49/0	1-2/0
Tanner Arkin	14-116/0	1-9/0	-	-	2-11/0	1-11/0	2-14/0	3-31/0	-	2-27/0	1-4/0	1-3/0	1-6/0
Ty McCullouch	13-119/0	3-17/0	4-26/0	4-57/0	2-19/0	DNP	DNP	DNP	DNP	DNP	DNP	DNP	DNP
Melquan Stovall	13-106/0	3-33/0	5-42/0	5-31/0	DNP	DNP	DNP	DNP	DNP	DNP	DNP	DNP	DNP
Louis Brown	12-98/0	-	DNP	-	1--1/0	-	4-52/0	4-24/0	DNP	-	2-7/0	1-16/0	-
A'Jon Vivens	4-26/0	2-1/0	1-6/0	DNP	-	1-19/0	DNP	DNP	DNP	DNP	DNP	DNP	DNP
Jordan Williams	3-36/1	-	DNP	-	-	-	-	-	-	1-10/0	-	2-26/1	-
David Bailey	3--1/0	1-8/0	1--4/0	DNP	1--5/0	DNP	DNP	DNP	DNP	DNP	DNP	DNP	DNP
Peter Montini	2-45/0	DNP	DNP	-	-	-	1-25/0	-	-	-	1-20/0	-	-
Gary Williams	2-24/0	-	-	-	-	-	1-23/0	-	-	1-1/0	-	-	-
Dane Olson	2-18/0	DNP	DNP	DNP	-	-	1-15/0	-	1-3/0	-	-	-	-
Keegan Hollis	2-3/0	DNP	DNP	-	-	-	DNP	-	2-3/0	-	-	-	-
Clay Millen	1-16/0	-	-	-	-	DNP	DNP	-	-	-	-	-	1-16/0
Mekhi Fox	1-15/0	DNP	DNP	-	DNP	DNP	1-15/0	-	-	-	DNP	-	-
Matt Greenwald	1-6/0	DNP	DNP	DNP	DNP	DNP	DNP	-	1-6/0	-	-	DNP	-

GAME-BY-GAME TACKLES

	S-A	Total	UM	MT	WSU	SAC	NEV	USU	UH	BSU	SJSU	UW	AFA	UNM
Jack Howell	42-66	108	4-3	6-11	4-5	3-9	DNP	3-13	3-3	12-5	2-2	0-9	4-1	1-5
Dequan Jackson	43-57	100	5-3	4-5	2-1	2-11	1-2	5-5	3-7	3-3	2-1	5-8	7-4	4-7
Cam'Ron Carter	27-49	76	6-2	3-7	0-2	2-4	5-3	1-9	2-4	3-2	2-1	1-7	0-1	2-7
CJ Onyechi	34-24	58	3-2	4-6	3-0	1-2	2-2	3-4	2-1	4-0	2-1	0-2	9-1	1-3
Henry Blackburn	30-23	53	2-1	0-2	DNP	DNP	5-3	3-1	3-1	8-6	2-1	1-6	5-2	1-0
Mohamed Kamara	24-20	44	2-0	4-2	1-1	0-1	4-3	0-3	0-1	2-2	5-2	1-1	4-1	1-3
Drew Kulick	20-23	43	2-1	3-0	0-3	2-3	1-1	4-4	1-0	2-1	3-3	0-4	2-1	0-2
Grady Kelly	13-30	43	1-1	0-5	1-3	1-4	1-0	0-5	1-2	2-0	1-2	0-3	4-1	1-4
Ayden Hector	24-17	41	DNP	DNP	-	0-1	6-2	2-3	4-1	2-1	4-1	2-5	2-0	2-3
Chigozie Anusiem	19-17	36	2-0	2-3	1-0	2-5	4-1	1-0	1-3	1-0	3-1	0-1	0-1	2-2
Tywan Francis	19-13	32	7-2	5-2	4-3	3-6	DNP	DNP	DNP	DNP	DNP	DNP	DNP	DNP
Brandon Guzman	17-13	30	DNP	-	4-1	3-4	1-1	3-0	1-0	1-1	2-1	0-3	-	2-2
Chase Wilson	15-14	29	-	-	0-1	-	2-1	-	0-2	4-2	1-1	1-3	3-1	4-3
Angel King	14-10	24	-	1-1	7-3	4-3	1-2	1-1	DNP	DNP	DNP	DNP	DNP	DNP
Cam Bariteau	7-13	20	0-2	1-1	-	1-0	0-2	1-1	-	-	-	0-4	4-1	0-2
Greg Laday	12-7	19	2-1	3-1	2-0	DNP	1-0	1-0	DNP	-	1-0	-	2-3	0-2
Troy Golden	7-12	19	1-1	1-1	-	-	2-1	0-2	0-1	1-0	-	0-1	2-2	0-3
James Mitchell	6-10	16	-	0-2	0-3	0-1	1-1	1-0	-	2-0	-	0-1	2-1	0-1
Tevis Tuioti	6-9	15	-	0-1	DNP	DNP	1-0	0-4	-	2-0	-	0-2	3-1	0-1
Mukendi Wa-Kalonji	3-11	14	-	0-2	0-2	2-4	0-1	-	0-1	-	0-1	-	-	1-0
Justin Sanchez	4-7	11	DNP	DNP	DNP	0-2	DNP	2-3	DNP	1-1	-	1-1	-	-
Tavian Brown	4-6	10	3-1	1-1	DNP	0-1	DNP	0-1	0-2	DNP	DNP	DNP	DNP	DNP
Devin Phillips	3-4	7	DNP	1-4	1-0	-	1-0	DNP	DNP	DNP	DNP	DNP	DNP	DNP
Brandon Hickerson-Rooks	2-2	4	-	-	DNP	1-1	-	DNP	DNP	-	-	1-1	DNP	-
Jacob Raab	3-0	3	1-0	1-0	-	-	-	-	-	-	-	DNP	DNP	1-0
Tyler Quinn	2-1	3	-	0-1	DNP	-	1-0	-	DNP	DNP	1-0	DNP	DNP	DNP
Robert Floyd	2-0	2	-	1-0	-	1-0	DNP	DNP	DNP	DNP	DNP	DNP	DNP	DNP
Peter Montini	2-0	2	DNP	DNP	-	1-0	1-0	-	-	-	-	-	-	-
Clay Nanke	0-2	2	DNP	DNP	DNP	DNP	DNP	0-1	0-1	DNP	DNP	DNP	DNP	-
Ty McCullough	1-0	1	1-0	-	-	-	DNP	DNP	DNP	DNP	DNP	DNP	DNP	DNP
Tory Horton	1-0	1	-	1-0	-	-	-	-	-	-	-	-	-	-
Thomas Pannunzio	1-0	1	-	-	-	1-0	DNP	DNP	DNP	DNP	DNP	DNP	DNP	DNP
Langston Williams	1-0	1	DNP	DNP	DNP	-	DNP	DNP	1-0	-	DNP	DNP	DNP	DNP
Titus Jones	1-0	1	-	-	-	-	1-0	-	DNP	DNP	DNP	-	-	-
Henry Katleman	1-0	1	-	-	-	-	-	-	1-0	-	-	-	-	-
Louis Brown	1-0	1	-	DNP	-	-	1-0	-	-	DNP	-	-	-	-

GAME-BY-GAME SACKS

	UA-A	Total	UM	MT	WSU	SAC	NEV	USU	UH	BSU	SJSU	UW	AFA	UNM
Mohamed Kamara	7-3	8.5	1-8	1.5-9	1.5-11	-	0.5-3	-	-	-	2-14	1-6	1-2	-
CJ Onyechi	3-1	3.5	-	0.5-3	2-8	-	-	-	-	-	-	-	1-2	-
Chase Wilson	2-1	2.5	-	-	-	-	-	-	-	-	-	-	-	2.5-17
Henry Blackburn	1-0	1	-	-	DNP	DNP	-	-	-	1-8	-	-	-	-
Brandon Hickerson-Rooks	1-0	1	-	-	DNP	-	-	DNP	DNP	-	-	1-7	DNP	-
Brandon Guzman	1-0	1	DNP	-	-	-	-	-	-	-	-	-	-	1-2
Ayden Hector	1-0	1	DNP	DNP	-	-	-	-	-	-	-	-	-	1-10
Troy Golden	1-0	1	-	-	-	-	1-6	-	-	-	-	-	-	-
Drew Kulick	1-0	1	-	-	-	1-8	-	-	-	-	-	-	-	-
Cam Bariteau	1-0	1	-	-	-	-	-	1-8	-	-	-	-	-	-
Grady Kelly	0-2	1	-	-	0.5-2	0.5-1	-	-	-	-	-	-	-	-
Angel King	0-1	0.5	-	-	-	-	0.5-3	-	DNP	DNP	DNP	DNP	DNP	DNP
Cam'Ron Carter	0-1	0.5	-	-	-	0.5-0	-	-	-	-	-	-	-	-
Jack Howell	0-1	0.5	-	-	-	-	DNP	-	-	-	-	-	-	0.5-5

GAME-BY-GAME TACKLES FOR LOSS

	UA-A	TOT	UM	MT	WSU	SAC	NEV	USU	UH	BSU	SJSU	UW	AFA	UNM
Mohamed Kamara	13-6	16.0	1.0-8	3.5-12	1.5-11	-	4.0-7	-	0.5-1	-	2.5-14	1.0-6	1.0-2	1.0-5
CJ Onyechi	7-4	9.0	-	1.0-4	3.0-10	-	-	-	-	2.0-6	-	0.5-2	1.0-2	1.5-7
Dequan Jackson	4-4	6.0	-	1.5-2	-	-	0.5-1	-	1.0-2	1.0-5	0.5-1	1.0-5	-	0.5-0
Drew Kulick	4-0	4.0	-	3.0-10	-	1.0-8	-	-	-	-	-	-	-	-
Ayden Hector	3-0	3.0	DNP	DNP	-	-	-	-	-	1.0-3	-	-	-	2.0-15
Jack Howell	2-2	3.0	-	0.5-0	-	-	DNP	1.0-2	-	-	-	-	1.0-2	0.5-5
Troy Golden	2-2	3.0	-	-	-	-	2.0-8	0.5-0	-	-	-	-	-	0.5-1
Tywan Francis	2-1	2.5	1.0-4	0.5-3	1.0-3	-	DNP	DNP	DNP	DNP	DNP	DNP	DNP	DNP
Chase Wilson	2-1	2.5	-	-	-	-	-	-	-	-	-	-	-	2.5-17
Grady Kelly	1-3	2.5	-	-	0.5-2	0.5-1	-	-	1.5-2	-	-	-	-	-
Henry Blackburn	2-0	2.0	-	-	DNP	DNP	1.0-4	-	-	1.0-8	-	-	-	-
Brandon Hickerson-Rooks	2-0	2.0	-	-	DNP	1.0-3	-	DNP	DNP	-	-	1.0-7	DNP	-
James Mitchell	1-2	2.0	-	0.5-1	-	-	-	-	-	1.0-2	-	-	-	0.5-0
Brandon Guzman	1-1	1.5	DNP	-	-	-	-	-	-	-	-	0.5-1	-	1.0-2
Cam Bariteau	1-1	1.5	-	-	-	-	-	1.0-8	-	-	-	-	-	0.5-1
Devin Phillips	0-3	1.5	DNP	1.5-5	-	-	DNP	DNP	DNP	DNP	DNP	DNP	DNP	DNP
Chigozie Anusiem	1-0	1.0	-	-	-	-	1.0-2	-	-	-	-	-	-	-
Tyler Quinn	1-0	1.0	-	-	DNP	-	-	-	DNP	DNP	1.0-1	DNP	DNP	DNP
Angel King	0-2	1.0	-	-	-	-	0.5-3	0.5-1	DNP	DNP	DNP	DNP	DNP	DNP
Cam'Ron Carter	0-2	1.0	-	-	-	0.5-0	-	-	-	-	-	-	-	0.5-1

GAME-BY-GAME PUNT RETURNS

	No.-Yds	UM	MT	WSU	SAC	NEV	USU	UH	BSU	SJSU	UW	AFA	UNM
Tory Horton	11-171	-	-	-	-	3-40	2-31	-	-	1-0	3-92	-	2-8
Melquan Stovall	4-10	2-0	2-10	-	DNP	DNP	DNP	DNP	DNP	DNP	DNP	DNP	DNP
Thomas Pannunzio	2-0	-	-	-	2-0	DNP	DNP	DNP	DNP	DNP	DNP	DNP	DNP

GAME-BY-GAME KICK RETURNS

	No.-Yds	UM	MT	WSU	SAC	NEV	USU	UH	BSU	SJSU	UW	AFA	UNM
Keegan Holles	11-163	DNP	DNP	-	-	-	DNP	-	5-96	2-25	1-10	3-32	-
A'Jon Vivens	6-133	-	3-73	DNP	1-15	1-22	1-23	DNP	DNP	DNP	DNP	DNP	DNP
Justus Ross-Simmons	1-23	-	-	-	1-23	-	-	-	-	-	-	-	-
Gary Williams	1-0	-	-	-	-	-	1-0	-	-	-	-	-	-

GAME-BY-GAME INTERCEPTION RETURNS

	No.-Yds	UM	MT	WSU	SAC	NEV	USU	UH	BSU	SJSU	UW	AFA	UNM
Ayden Hector	3-21	DNP	DNP	-	-	1-21	-	1-0	-	1-0	-	-	-
Jack Howell	3-0	-	1-0	1-0	1-0	DNP	-	-	-	-	-	-	-
Cam'Ron Carter	1-39	-	-	-	-	-	1-39	-	-	-	-	-	-
Henry Blackburn	1-0	-	-	DNP	DNP	-	-	-	-	-	1-0	-	-

GAME-BY-GAME FUMBLE RETURNS

	No.-Yds	UM	MT	WSU	SAC	NEV	USU	UH	BSU	SJSU	UW	AFA	UNM
CJ Onyechi	1-0	-	-	-	-	-	-	-	-	-	-	1-0	-
Mohamed Kamara	1-0	-	1-0	-	-	-	-	-	-	-	-	-	-
Henry Blackburn	1-0	-	-	DNP	DNP	-	-	-	1-0	-	-	-	-
Cam'Ron Carter	1-0	-	-	1-0	-	-	-	-	-	-	-	-	-
Grady Kelly	1-0	-	-	-	-	-	-	-	-	-	-	-	1-0
Mukendi Wa-Kalonji	1-0	-	-	-	-	1-0	-	-	-	-	-	-	-
Cam Bariteau	1-0	-	-	-	-	-	1-0	-	-	-	-	-	-

GAME-BY-GAME ALL-PURPOSE YARDS

	TOTAL	UM	MT	WSU	SAC	NEV	USU	UH	BSU	SJSU	UW	FAA	UNM
Tory Horton	1308	69	186	45	127	113	31	47	63	196	260	35	136
Avery Morrow	897	21	7	36	13	171	116	158	6	139	107	46	77
Justus Ross-Simmons	447	-	-	20	50	-	-	64	76	84	47	46	60
A'Jon Vivens	263	36	120	DNP	46	22	39	DNP	DNP	DNP	DNP	DNP	DNP
Keegan Hollis	204	DNP	DNP	23	-	-2	DNP	-	120	21	10	32	-
Jaylen Thomas	162	14	DNP	52	-	-	-	-	22	-	2	58	14
Ty McCullouch	118	17	26	56	19	DNP	DNP	DNP	DNP	DNP	DNP	DNP	DNP
Tanner Arkin	117	9	-	-	12	11	14	31	-	27	4	3	6
Melquan Stovall	116	33	52	31	DNP	DNP	DNP	DNP	DNP	DNP	DNP	DNP	DNP
Louis Brown	108	-	DNP	-	-1	-	-	52	30	DNP	-	7	20
David Bailey	60	35	3	DNP	22	DNP	DNP	DNP	DNP	DNP	DNP	DNP	DNP
Peter Montini	49	DNP	DNP	-	-	25	4	-	-	20	-	-	-
Cam/Ron Carter	39	-	-	-	-	-	39	-	-	-	-	-	-
Jordan Williams	36	-	DNP	-	-	-	-	-	10	-	26	-	-
Gary Williams	24	-	-	-	-	-	23	-	-	1	-	-	-
Ayden Hector	21	DNP	DNP	-	-	21	-	-	-	-	-	-	-
Jackson Stratton	18	DNP	DNP	DNP	DNP	DNP	DNP	-	18	-	DNP	-	-
Dane Olson	18	DNP	DNP	DNP	-	-	15	-	3	-	-	-	-
Mekhi Fox	15	DNP	DNP	-	DNP	DNP	15	-	-	-	DNP	-	-
Brayden Fowler-Nicolosi	6	DNP	DNP	-	4	2	DNP	DNP	DNP	DNP	DNP	DNP	DNP
Matt Greenwald	6	DNP	DNP	DNP	DNP	DNP	DNP	-	6	-	-	DNP	-
David Aggrey	-1	DNP	-	-	-	-	DNP	DNP	-	DNP	DNP	DNP	-1
Clay Millen	-12	-15	-65	-	-1	DNP	DNP	53	-30	-3	17	10	22
Giles Pooler	-14	-	DNP	DNP	DNP	DNP	-14	DNP	DNP	DNP	DNP	DNP	DNP

GAME-BY-GAME TEAM COMPARISON

Opponent	Score	First Downs				Pen	Rushing		Passing		Yards	Total Offense Plays-Yards	Return Yards	Turn-Overs
		Total	Rush	Pass	Pen		Number-Yards	Comp-Att-Int						
Michigan	7-51	14/25	6/14	8/11	0/0	39-82/40-234	16-20-1/18-28-0	137/206	59-219/68-440	0/116	2/0			
Middle Tenn.	19-34	16/20	3/5	10/11	3/4	34-10/41-114	20-30-2/31-39-1	256/266	64-246/80-380	83/44	4/2			
Washington St.	7-38	14/21	3/6	10/14	1/1	31-37/28-143	25-35-1/24-34-1	212/299	66-249/62-442	0/0	2/2			
Sacramento St.	10-41	10/25	4/11	6/12	0/2	29-75/43-160	13-22-0/22-33-1	178/235	51-253/76-395	38/48	1/1			
Nevada	17-14	13/19	8/5	3/12	2/2	33-177/39-114	11-22-2/20-42-1	78/244	55-255/81-358	83/24	3/2			
Utah St.	13-17	14/24	5/13	7/9	2/2	34-99/49-252	12-33-1/14-31-1	163/138	67-262/80-390	93/34	1/2			
Hawaii	17-13	19/15	9/6	10/7	0/2	40-209/22-84	17-24-0/18-30-1	177/173	64-386/52-257	0/24	0/1			
Boise St.	10-49	6/30	3/12	2/15	1/3	20-3/47-209	14-26-1/24-32-0	167/305	46-170/79-514	96/5	1/1			
San Jose St.	16-28	23/20	8/5	12/13	3/2	36-135/21-81	18-34-2/27-42-1	333/275	70-468/63-356	25/31	2/1			
Wyoming	13-14	18/12	7/9	10/3	1/0	33-121/37-142	18-26-1/9-15-1	251/94	59-372/52-236	102/1	2/1			
Air Force	12-24	15/22	5/22	9/0	1/0	22-65/71-359	19-24-0/0-2-0	179/0	46-244/73-359	32/11	0/1			
New Mexico	17-0	14/9	5/6	8/3	1/0	34-75/35-71	20-26-0/12-27-0	230/62	60-305/62-133	8/-1	1/1			

TOTALS 158-323 176/242 66/114 95/110 15/18 385-1068/473-1963 203-322-11/219-355-8 2361/2297 707-3429/828-4260 560/337 19/15

Note: Game totals are displayed in the format TEAM/OPPONENT for each category

Opponent	3rd Down Conversions	4th Down Conversions	Time of Possession	TOP Margin	Avg Yds/Rush	Avg Yds/Pass	Avg Yds/Play	Punting Number-Avg	Penalties Number-Yards	Sacks
Middle Tenn.	3-14/7-17	2-3/2-3	28:41/31:19	-02:38	-0.3/2.8	8.5/6.8	3.8/4.8	6-40.3/5-42.4	8-67.0/4-47.0	2/9
Washington St.	2-13/5-11	1-5/0-1	32:37/27:23	05:14	1.2/5.1	6.1/8.8	3.8/7.1	5-34.0/2-52.5	10-76.0/5-45.0	4/7
Sacramento St.	3-13/8-12	1-3/1-1	26:02/33:58	-07:56	2.6/3.7	8.1/7.1	5.0/5.2	6-35.2/2-44.5	3-29.0/1-5.0	2/2
Nevada	1-11/7-19	0-0/1-2	28:13/31:47	-03:34	5.4/2.9	3.5/5.8	4.6/4.4	8-38.3/8-41.4	14-136.0/7-65.0	2/1
Utah St.	2-15/6-16	1-3/0-0	30:30/29:30	01:00	2.9/5.1	4.9/4.5	3.9/4.9	7-40.3/6-39.3	10-90.0/10-93.0	1/3
Hawaii	3-12/4-12	3-6/0-0	35:45/24:15	11:30	5.2/3.8	7.4/5.8	6.0/4.9	2-32.5/5-41.4	5-50.0/4-23.0	0/0
Boise St.	1-12/5-10	0-2/0-0	22:25/37:35	-15:10	0.2/4.4	6.4/9.5	3.7/6.5	8-42.6/3-48.3	8-70.0/5-55.0	1/5
San Jose St.	5-15/3-12	2-3/2-2	33:22/26:38	06:44	3.8/3.9	9.8/6.5	6.7/5.7	5-36.0/6-38.8	13-101.0/8-75.0	2/9
Wyoming	6-13/5-13	1-1/0-0	30:41/29:19	01:22	3.7/3.8	9.7/6.3	6.3/4.5	3-47.3/5-46.6	3-35.0/5-40.0	2/5
Air Force	2-9/7-16	1-3/4-5	22:31/37:29	-14:58	3.0/5.1	7.5/0.0	5.3/4.9	4-48.3/2-28.0	3-15.0/4-25.0	2/7
New Mexico	4-13/2-16	0-0/1-3	33:26/26:34	06:52	2.2/2.0	8.8/2.3	5.1/2.1	8-38.8/9-48.8	6-56.0/4-38.0	5/4

TOTALS 34-151/62-164 13-33/13-19 353:43/366:17 -12:34 2.8/4.2 7.3/6.5 4.9/5.1 67-39.1/55-43.3 83-725.0/58-521.0 24/59

COLORADO STATE INSIDE OPPONENT RED-ZONE

Opponent	Score	Times	Times	Pts	Total TDs	Rush TDs	Pass TDs	FGs Made	FGA	-----Failed to score inside RZ-----				
		In RZ	Scored							Downs	Int	Fumb	Half	Game
at Michigan	L, 7-51	0	0	0	0	0	0	0	0	0	0	0	0	0
Middle Tenn.	L, 19-34	3	1	6	1	0	1	0	1	0	0	1	0	0
at Washington State	L, 7-38	2	1	7	1	0	1	0	0	1	0	0	0	0
Sacramento State	L, 10-41	1	1	3	0	0	0	1	1	0	0	0	0	0
at Nevada	W, 17-14	0	0	0	0	0	0	0	0	0	0	0	0	0
Utah State	L, 13-17	3	2	6	0	0	0	2	3	0	0	0	0	0
Hawaii	W, 17-13	4	2	14	2	2	0	0	0	2	0	0	0	0
at Boise State	L, 10-49	1	0	0	0	0	0	0	0	1	0	0	0	0
at San Jose State	L, 16-28	4	1	3	0	0	0	1	1	1	1	0	0	1
Wyoming	L, 13-14	3	2	6	0	0	0	2	2	0	1	0	0	0
at Air Force	L, 12-24	1	1	6	1	0	1	0	0	0	0	0	0	0
New Mexico	W, 17-0	1	1	3	0	0	0	1	1	0	0	0	0	0
Totals		23	12	54	5	2	3	7	9	4	3	1	0	1

12 of 23 (52.2%)

OPPONENTS INSIDE COLORADO STATE RED-ZONE

Opponent	Score	Times	Times	Pts	Total TDs	Rush TDs	Pass TDs	FGs Made	FGA	-----Failed to score inside RZ-----				
		In RZ	Scored							Downs	Int	Fumb	Half	Game
Michigan	L, 7-51	7	7	37	4	4	0	3	3	0	0	0	0	0
Middle Tennessee	L, 19-34	4	4	20	2	2	0	2	2	0	0	0	0	0
Washington State	L, 7-38	6	6	38	5	1	4	1	1	0	0	0	0	0
Sacramento State	L, 10-41	5	5	35	5	3	2	0	0	0	0	0	0	0
Nevada	W, 17-14	3	2	14	2	2	0	0	1	0	0	0	0	0
Utah State	L, 13-17	1	1	7	1	1	0	0	0	0	0	0	0	0
Hawaii	W, 17-13	3	3	13	1	0	1	2	2	0	0	0	0	0
Boise State	L, 10-49	7	7	49	7	5	2	0	0	0	0	0	0	0
San Jose State	L, 16-28	3	3	21	3	2	1	0	0	0	0	0	0	0
Wyoming	L, 13-14	2	1	7	1	1	0	0	1	0	0	0	0	0
Air Force	L, 12-24	3	2	14	2	2	0	0	1	0	0	0	0	0
New Mexico	W, 17-0	0	0	0	0	0	0	0	0	0	0	0	0	0
Totals		44	41	255	33	23	10	8	11	0	0	0	0	0

41 of 44 (93.2%)

3RD-DOWN CONVERSIONS

Opponent	Score	Overall		1st Qtr		2nd Qtr		3rd Qtr		4th Qtr	
at Michigan	L, 7-51	2-11	18.2	0-2	0.0	1-4	25.0	0-3	0.0	1-2	50.0
Middle Tennessee	L, 19-34	3-14	21.4	0-3	0.0	0-3	0.0	1-2	50.0	2-6	33.3
at Washington State	L, 7-38	2-13	15.4	1-4	25.0	0-3	0.0	0-3	0.0	1-3	33.3
Sacramento State	L, 10-41	3-13	23.1	2-4	50.0	0-4	0.0	1-3	33.3	0-2	0.0
at Nevada	W, 17-14	1-11	9.1	1-3	33.3	0-2	0.0	0-2	0.0	0-4	0.0
Utah State	L, 13-17	2-15	13.3	0-2	0.0	2-7	28.6	0-4	0.0	0-2	0.0
Hawaii	W, 17-13	3-12	25.0	0-1	0.0	2-4	50.0	0-3	0.0	1-4	25.0
at Boise State	L, 10-49	1-12	8.3	1-5	20.0	0-2	0.0	0-2	0.0	0-3	0.0
at San Jose State	L, 16-28	5-15	33.3	1-3	33.3	2-4	50.0	1-2	50.0	1-6	16.7
Wyoming	L, 13-14	6-13	46.2	1-3	33.3	1-3	33.3	2-3	66.7	2-4	50.0
at Air Force	L, 12-24	2-9	22.2	1-2	50.0	0-3	0.0	0-2	0.0	1-2	50.0
New Mexico	W, 17-0	4-13	30.8	1-3	33.3	0-3	0.0	1-3	33.3	2-4	50.0
Colorado State Opponents		34-151	22.5	9-35	25.7	8-42	19.0	6-32	18.8	11-42	26.2
		62-164	37.8	6-28	21.4	26-55	47.3	13-35	37.1	17-46	37.0

4TH-DOWN CONVERSIONS

Opponent	Score	Overall		1st Qtr		2nd Qtr		3rd Qtr		4th Qtr	
at Michigan	L, 7-51	1-4	25.0	0-0	0.0	0-1	0.0	0-2	0.0	1-1	100.0
Middle Tenn.	L, 19-34	2-3	66.7	0-0	0.0	0-0	0.0	0-0	0.0	2-3	66.7
at Washington St.	L, 7-38	1-5	20.0	0-0	0.0	0-1	0.0	0-2	0.0	1-2	50.0
Sacramento St.	L, 10-41	1-3	33.3	0-0	0.0	1-1	100.0	0-1	0.0	0-1	0.0
at Nevada	W, 17-14	0-0	0.0	0-0	0.0	0-0	0.0	0-0	0.0	0-0	0.0
Utah St.	L, 13-17	1-3	33.3	0-0	0.0	1-3	33.3	0-0	0.0	0-0	0.0
Hawaii	W, 17-13	3-6	50.0	0-1	0.0	0-1	0.0	2-3	66.7	1-1	100.0
at Boise St.	L, 10-49	0-2	0.0	0-0	0.0	0-0	0.0	0-1	0.0	0-1	0.0
at San Jose St.	L, 16-28	2-3	66.7	0-0	0.0	0-0	0.0	0-0	0.0	2-3	66.7
Wyoming	L, 13-14	1-1	100.0	1-1	100.0	0-0	0.0	0-0	0.0	0-0	0.0
at Air Force	L, 12-24	1-3	33.3	0-0	0.0	0-1	0.0	0-1	0.0	1-1	100.0
New Mexico	W, 17-0	0-0	0.0	0-0	0.0	0-0	0.0	0-0	0.0	0-0	0.0
Colorado State Opponents		13-33	39.4	1-2	50.0	2-8	25.0	2-10	20.0	8-13	61.5
		13-19	68.4	1-1	100.0	6-7	85.7	1-3	33.3	5-8	62.5

OFFENSIVE GAME-BY-GAME STARTERS

Opponent	QB	RB	WR	WR	WR	LT	LG	C	RG	RT	WR/TE
at Michigan	Millen	Vivens	Horton	Stovall	McCullouch	Crespo	Bivens	Gardner	Davis	Keys	Arkin (TE)
Middle Tenn.	Millen	Vivens	Horton	Stovall	McCullouch	C. Jackson	Bivens	Gardner	Davis	Keys	Arkin (TE)
at Washington St.	Millen	Morrow	Horton	Stovall	McCullouch	Gardner	Bivens	Nelson	Davis	Snively	Ross-Simmons (WR)
Sacramento State	Millen	Bailey	Horton	Ross-Simmons	McCullouch	Gardner	Bivens	Miki-Han	Davis	Snively	Arkin (TE)
at Nevada	Fow-Nic.	Morrow	Horton	Ross-Simmons	Arkin (TE)	Gardner	Bivens	Miki-Han	Davis	Keys	G. Williams (TE)
Utah State	Pooler	Vivens	Horton	Ross-Simmons	Arkin (TE)	Gardner	Bivens	Miki-Han	Davis	Keys	Montini (TE)
Hawaii	Millen	Morrow	Horton	Ross-Simmons	Olson	Gardner	Bivens	Miki-Han	Davis	Keys	Montini (TE)
at Boise State	Millen	Morrow	Horton	Ross-Simmons	Olson	Gardner	Bivens	Hamilton	Davis	Keys	Arkin (TE)
at San Jose St.	Millen	Morrow	Horton	Ross-Simmons	Fox	Gardner	Bivens	Hamilton	Davis	Keys	J. Williams (TE)
Wyoming	Millen	Morrow	Horton	Ross-Simmons	Arkin (TE)	Gardner	Bivens	Hamilton	Davis	Keys	G. Williams (TE)
at Air Force	Millen	Morrow	Horton	Ross-Simmons	Brown	Gardner	Bivens	Hamilton	Davis	Keys	J. Williams (TE)
New Mexico	Millen	Morrow	Horton	Ross-Simmons	Brown	Gardner	Bivens	Miki-Han	Davis	Keys	Arkin (TE)

DEFENSIVE GAME-BY-GAME STARTERS

Opponent	DE	DT	DT	DE	LB	LB	CB	S	S	CB	NK
at Michigan	Kamara	Bariteau	Kelly	Onyechi	Carter	Jackson	Laday	Blackburn	King	Anusieum	Francis
Middle Tenn.	Kamara	Kelly	Phillips	Onyechi	Kulick	Jackson	Laday	Blackburn	Howell	Anusieum	Francis
at Washington St.	Kamara	Bariteau	Phillips	Onyechi	Carter	Jackson	Laday	King	Howell	Anusieum	Francis
Sacramento State	Kamara	Bariteau	Phillips	Onyechi	Carter	Jackson	Guzman	King	Howell	Anusieum	Francis
at Nevada	Kamara	Bariteau	Kelly	Onyechi	Carter	Jackson	Guzman	Blackburn	King	Anusieum	Hector
Utah State	Kamara	Bariteau	Kelly	Onyechi	Carter	Jackson	Guzman	Blackburn	Howell	Anusieum	King
Hawaii	Kamara	Bariteau	Kelly	Onyechi	Carter	Jackson	Guzman	Blackburn	Howell	Anusieum	Hector
at Boise State	Kamara	Bariteau	Kelly	Onyechi	Carter	Jackson	Guzman	Blackburn	Howell	Anusieum	Hector
at San Jose St.	Kamara	Bariteau	Kelly	Onyechi	Carter	Jackson	Guzman	Blackburn	Howell	Anusieum	Hector
Wyoming	Kamara	Bariteau	Kelly	Onyechi	Carter	Jackson	Guzman	Blackburn	Howell	Anusieum	Hector
at Air Force	Kamara	Bariteau	Kelly	Onyechi	Carter	Jackson	Laday	Blackburn	Howell	Anusieum	Hector
New Mexico	Kamara	Bariteau	Kelly	Onyechi	Carter	Jackson	Guzman	Blackburn	Howell	Anusieum	Hector

GAME-BY-GAME NOTABLES

Opponent	Captains	Coin Toss	Kick/Receive	1st Poss.	Game Time	Game Length	Helmet	Jerseys	Pants	Result
at Michigan	Season Captians	Won	Kick	Punt	12:07	3:13	Green	White	White	L, 7-51
Middle Tenn.	Season Captians	Won	Receive	INT	2:07	3:25	Green	Green	Gold	L, 19-34
at Washington State	Season Captians	Lost	Receive	Punt	2:07	3:38	White	White	Green	L, 7-38
Sacramento State	Season Captians	Lost	Receive	Punt	2:07	2:57	Aggie	Orange	White	L, 10-41
at Nevada	Season Captians	Lost	Receive	Punt	7:41	3:31	Green	White	Gold	W, 17-14
Utah State	Season Captians	Won	Kick	FG	5:02	3:29	Green	Green	Gold	L, 13-17
Hawaii	Season Captians	Won	Kick	Downs	3:07	3:07	Pride	Pride	Pride	W, 17-13
at Boise State	Season Captians	Loss	Receive	Punt	5:10	3:16	Green	White	Gold	L, 10-49
at San Jose St.	Season Captians	Loss	Receive	TD	7:36	3:25	Green	White	Gold	L, 16-28
Wyoming	Season Captians	Won	Kick	Punt	5:02	3:09	Green	Green	Gold	L, 13-14
at Air Force	Season Captians	Loss	Receive	Punt	7:06	2:54	Green	White	Gold	L, 12-24
New Mexico	Season Captians	Win	Kick	Punt	1:37	3:02	Green	Green	Green	W, 17-0

INDIVIDUAL GAME HIGHS (LAST TIME)

Rushes	27	Avery Morrow Vs Utah St. (10/15/2022)
Yards Rushing	168	Avery Morrow At Nevada (10/07/2022)
TD Rushes	2	Avery Morrow Vs Hawaii (10/22/2022)
Long Rush	67	Avery Morrow Vs Hawaii (10/22/2022)
Pass Attempts	35	Clay Millen At Washington St. (09/17/2022)
Pass Completions	25	Clay Millen At Washington St. (09/17/2022)
Yards Passing	261	Clay Millen At San Jose St. (11/05/2022)
TD Passes	3	Clay Millen Vs Middle Tenn. (09/10/2022)
Long Pass	76	Clay Millen At Nevada (10/07/2022)
Receptions	10	Tory Horton Vs New Mexico (11/25/2022)
Yards Receiving	196	Tory Horton At San Jose St. (11/05/2022)
TD Receptions	3	Tory Horton Vs Middle Tenn. (09/10/2022)
Long Reception	76	Justus Ross-Simmons At Boise St. (10/29/2022)
Punts	8	Paddy Turner At Nevada (10/07/2022)
	8	Paddy Turner At Boise St. (10/29/2022)
Punting Avg	48.3	Paddy Turner At Air Force (11/19/2022)
Long Punt	56	Paddy Turner At Air Force (11/19/2022)
Punts Inside 20	3	Paddy Turner Vs New Mexico (11/25/2022)
	3	Paddy Turner At Boise St. (10/29/2022)
Long Punt Return	72	Tory Horton Vs Wyoming (11/12/2022)
Long KOR	34	A'jon Vivens Vs Middle Tenn. (09/10/2022)
Tackles	17	Jack Howell At Boise St. (10/29/2022)
	17	Jack Howell Vs Middle Tenn. (09/10/2022)
Sacks	2.5	Chase Wilson Vs New Mexico (11/25/2022)
Tackles For Loss	4	Mohamed Kamara At Nevada (10/07/2022)

TEAM GAME HIGHS (LAST TIME)

Rushes	40	Hawaii (10/22/2022)
Yards Rushing	209	Hawaii (10/22/2022)
Yards Per Rush	5.4	At Nevada (10/07/2022)
TD Rushes	2	Hawaii (10/22/2022)
Pass Attempts	35	At Washington St. (09/17/2022)
Pass Completions	25	At Washington St. (09/17/2022)
Yards Passing	333	At San Jose St. (11/05/2022)
Yards Per Pass	9.8	At San Jose St. (11/05/2022)
TD Passes	3	Middle Tenn. (09/10/2022)
Total Plays	70	At San Jose St. (11/05/2022)
Total Offense	468	At San Jose St. (11/05/2022)
Yards Per Play	6.7	At San Jose St. (11/05/2022)
Points	19	Middle Tenn. (09/10/2022)
Sacks By	5	New Mexico (11/25/2022)
First Downs	23	At San Jose St. (11/05/2022)
Penalties	14	At Nevada (10/07/2022)
Penalty Yards	136	At Nevada (10/07/2022)
Turnovers	4	Middle Tenn. (09/10/2022)
Punts	8	At Boise St. (10/29/2022)
	8	At Nevada (10/07/2022)
Punting Avg	48.3	At Air Force (11/19/2022)
Long Punt	56	At Air Force (11/19/2022)
Punts Inside 20	3	New Mexico (11/25/2022)
	3	At Boise St. (10/29/2022)
	3	Utah St. (10/15/2022)
Long Punt Return	72	Wyoming (11/12/2022)

OPPONENT INDIVIDUAL GAME HIGHS (LAST TIME)

Rushes	37	Brad Roberts At Air Force (11/19/2022)
Yards Rushing	184	Brad Roberts At Air Force (11/19/2022)
TD Rushes	3	George Holani At Boise St. (10/29/2022)
Long Rush	39	Nakia Watson At Washington St. (09/17/2022)
Pass Attempts	42	Chevan Cordeiro At San Jose St. (11/05/2022)
	42	Nate Cox At Nevada (10/07/2022)
Pass Completions	31	Chase Cunningham Vs Middle Tenn. (09/10/2022)
Yards Passing	305	Taylen Green At Boise St. (10/29/2022)
TD Passes	4	Cameron Ward At Washington St. (09/17/2022)
Long Pass	61	Cade Mcnamara At Michigan (09/03/2022)
Receptions	11	Izaiah Gathings Vs Middle Tenn. (09/10/2022)
Yards Receiving	92	Izaiah Gathings Vs Middle Tenn. (09/10/2022)
TD Receptions	2	De'zhaun Stribling At Washington St. (09/17/2022)
	2	Donovan Ollie At Washington St. (09/17/2022)
Long Reception	61	Roman Wilson At Michigan (09/03/2022)
Field Goals	3	Jake Moody At Michigan (09/03/2022)
Long Field Goals	48	Connor Coles Vs Utah St. (10/15/2022)
Punts	9	Aaron Rodriguez Vs New Mexico (11/25/2022)
Punting Avg	52.5	Nick Haberer At Washington St. (09/17/2022)
Long Punt	61	Nick Haberer At Washington St. (09/17/2022)
Punts Inside 20	2	Multiple Times
Long Punt Return	44	Marcus Fulcher Vs Sacramento St. (09/24/2022)
Long KOR	24	Jalen Perdue Vs Hawaii (10/22/2022)
	24	Joe Taylor At Michigan (09/03/2022)
Tackles	16	Logan Taylor Vs Hawaii (10/22/2022)
Sacks	4	Vince Sanford At Air Force (11/19/2022)
Tackles For Loss	5	Vince Sanford At Air Force (11/19/2022)
Interceptions	1	Multiple Times

OPPONENT TEAM GAME HIGHS (LAST TIME)

Rushes	71	At Air Force (11/19/2022)
Yards Rushing	359	At Air Force (11/19/2022)
Yards Per Rush	5.9	At Michigan (09/03/2022)
TD Rushes	5	At Boise St. (10/29/2022)
Pass Attempts	42	At San Jose St. (11/05/2022)
	42	At Nevada (10/07/2022)
Pass Completions	31	Middle Tenn. (09/10/2022)
Yards Passing	305	At Boise St. (10/29/2022)
Yards Per Pass	9.5	At Boise St. (10/29/2022)
TD Passes	4	At Washington St. (09/17/2022)
Total Plays	81	At Nevada (10/07/2022)
Total Offense	514	At Boise St. (10/29/2022)
Yards Per Play	7.1	At Washington St. (09/17/2022)
Points	51	At Michigan (09/03/2022)
Sacks By	9	At San Jose St. (11/05/2022)
	9	Middle Tenn. (09/10/2022)
First Downs	30	At Boise St. (10/29/2022)
Penalties	10	Utah St. (10/15/2022)
Penalty Yards	93	Utah St. (10/15/2022)
Turnovers	2	Utah St. (10/15/2022)
	2	At Nevada (10/07/2022)
	2	At Washington St. (09/17/2022)
	2	Middle Tenn. (09/10/2022)
Punts	9	New Mexico (11/25/2022)
Punting Avg	52.5	At Washington St. (09/17/2022)
Long Punt	61	At Washington St. (09/17/2022)
Punts Inside 20	3	At San Jose St. (11/05/2022)
Long Punt Return	44	Sacramento St. (09/24/2022)

GAME OPENING DRIVES

	-----CSU-----				-----OPP-----			
	Plays	Yds.	TOP	Result	Plays	Yds.	TOP	Result
at Michigan	7	27	3:37	Punt	3	4	0:56	Punt
Middle Tenn.	1	0	0:09	Pick-6	5	18	2:29	Punt
at Washington St.	3	-5	1:57	Punt	4	46	1:01	Punt
Sacramento State	6	11	4:17	Punt	8	74	2:58	TD
at Nevada	3	7	1:54	Punt	3	1	1:13	Punt
Utah State	5	23	1:41	FG	5	41	1:34	INT
Hawaii	7	72	3:53	Downs	11	65	5:36	FG
at Boise State	3	5	1:31	Punt	3	7	2:03	Punt
at San Jose St.	3	75	1:17	TD	5	21	2:48	Punt
Wyoming	3	-4	1:22	Punt	3	3	2:12	Punt
at Air Force	4	24	2:56	Punt	15	80	9:24	TD
New Mexico	6	19	3:23	Punt	3	-10	2:05	Punt

SECOND HALF OPENING DRIVES

	-----CSU-----				-----OPP-----			
	Plays	Yds.	TOP	Result	Plays	Yds.	TOP	Result
at Michigan	6	20	2:48	Fumble	8	60	3:20	TD
Middle Tenn.	3	-5	1:53	Punt	4	75	1:19	TD
at Washington St.	7	38	3:20	INT	7	70	1:55	FG
Sacramento State	7	20	2:46	Fumble	7	20	4:07	Punt
at Nevada	7	28	4:47	Punt	3	4	1:26	Punt
Utah State	4	13	1:39	Punt	8	46	2:24	FG
Hawaii	10	75	5:37	TD	3	2	1:15	Punt
at Boise State	4	5	1:11	Downs	7	65	2:47	TD
at San Jose St.	6	57	2:40	INT	9	75	4:09	TD
Wyoming	6	10	4:13	Punt	12	62	6:24	Miss FG
at Air Force	8	25	3:32	Downs	3	8	1:51	Punt
New Mexico	8	39	3:53	Fumble	5	5	2:53	Punt



GAME 1 at 6/8 Michigan

SCORE	1	2	3	4	OT	FINAL
Colorado State	0	0	0	7	-	7
Michigan	10	13	14	14	-	51

GAME DETAILS

Date	Sept. 3, 2022
Kick Time	12:07 p.m. ET
Stadium	Michigan Stadium
Location	Ann Arbor, Mich.
Attendance	109,575

ANN ARBOR, Mich. — In their first game under head coach Jay Norvell, with a newly formed offensive line and a freshman quarterback getting his first start, the Rams looked it.

Facing one the most physical front-seven they'll see all season, the Rams allowed seven sacks and new starter Clay Millen was never able to truly get comfortable. The Wolverines were in the backfield all day, producing a sack-fumble for a score and a long interception return for another en route to a 51-7 victory.

There were positives on the day, however, as the defense - despite the final score - proved stout in the redzone forcing three Michigan field goals. Millen was also 16-for-20 on the day and threw his first touchdown pass to Tory Horton, a long, arching throw that is typical of the Air Raid.

GAME BREAKDOWN

	CSU	UM
FIRST DOWNS	14	25
Rushing	6	14
Passing	8	11
Penalty	0	0
NET YARDS RUSHING	82	234
Rushing Attempts	39	40
Average Per Rush	2.1	5.8
Rushing Touchdowns	0	4
Yards Gained Rushing	134	246
Yards Lost Rushing	52	12
NET YARDS PASSING	137	206
Completions-Attempts-Int	16-20-1	18-28-0
Average Per Attempt	6.8	7.4
Average Per Completion	8.6	11.4
Passing Touchdowns	1	1
TOTAL OFFENSE YARDS	219	440
Total offense plays	59	68
Average Gain Per Play	3.7	6.5
Fumbles: Number-Lost	1-1	0-0
Penalties: Number-Yards	0-0	1-10
PUNTS-YARDS	5-179	2-94
Average Yards Per Punt	35.8	47.0
Net Yards Per Punt	33.8	47
Inside 20	0	1
50+ Yards	0	1
Touchbacks	0	0
Fair catch	0	0
KICKOFF-YARDS	2-126	10-649
Average Yards Per Kickoff	63.0	64.9
Net Yards Per Kickoff	38.5	40
Touchbacks	1	9
Fair Catch Yards	0	24
Punt returns: Number-Yards-TD	2-0-0	1-10-0
Average Per Return	0.0	10.0
Kickoff returns: Number-Yds-TD	0-0-0	1-24-0
Average Per Return	0.0	24.0
Interceptions: Number-Yds-TD	0-0-0	1-37-0
Fumble Returns: Number-Yds-TD	0-0-0	1-45-1
Miscellaneous Yards	0	0
Possession Time	29:30	30:30
1st Quarter	05:55	09:05
2nd Quarter	07:32	07:28
3rd Quarter	09:07	05:53
4th Quarter	06:56	08:04
Third-Down Conversions	2-11	3-10
Fourth-Down Conversions	1-4	2-2
Red-Zone Scores-Chances	0-0	7-7
Touchdowns	0-0	4-7
Field goals	0-0	3-7
Sacks By: Number-Yards	1-8	7-50
PAT Kicks	1-1	6-6
2Pts Conversions	0-0	0-0
Field Goals	0-0	3-3
Points off Turnover	0	10

SCORING SUMMARY

TM	QTR	TIME	PLAY	PI-Yds	TOP	SCORE
1st	9:49	MICH	Wilson 61 yd pass from McNamara (Moody kick)	2-80	0:38	0-7
1st	8:06	MICH	J.Moody 31 yd FG	4-0	0:55	0-10
2nd	14:48	MICH	J.Moody 26 yd FG	14-71	6:48	0-13
2nd	5:25	MICH	Corum 7 yd rush (Moody kick)	7-48	3:55	0-20
2nd	0:11	MICH	J.Moody 34 yd FG	6-31	0:38	0-23
3rd	12:12	MICH	D.Turner 45 yd fumble return (J.Moody kick)	-	2:48	0-30
3rd	6:08	MICH	J.McCarthy 20 yd rush (J.Moody kick)	8-60	3:20	0-37
4th	14:12	MICH	D.Edwards 1 yd rush (J.Moody kick)	8-58	3:21	0-44
4th	8:59	CSU	T.Horton 34 yd pass from C.Millen (C.Gamper kick)	9-75	5:13	7-44
4th	1:43	MICH	A.Orji 4 yd rush (#13 J.Moody kick)	14-72	7:10	7-51

STATISTICS LEADERS

Colorado State

PASSING	C-A-I	Yds	TD	Long	Sack		
Clay Millen	16-20-1	137	1	34	7		
RUSHING	No.	Gain	Loss	Net	TD	LG	Avg.
A'Jon Vivens	10	36	1	35	0	10	3.5
David Bailey	6	27	0	27	0	11	4.5
Avery Morrow	7	22	1	21	0	9	3.0
Jaylen Thomas	4	14	0	14	0	5	3.5
Clay Millen	12	35	50	-15	0	12	-1.2
RECEIVING	TGT	No.	Yds	YAC	TD	LG	
Tory Horton	7	6	69	44	1	34	
Melquan Stovall	3	3	33	8	0	20	
Ty McCullouch	3	3	17	14	0	14	
A'Jon Vivens	3	2	1	5	0	2	
Tanner Arkin	1	1	9	9	0	9	
David Bailey	1	1	8	8	0	8	
Avery Morrow	1	0	0	0	0	0	

Michigan

PASSING	C-A-I	Yds	TD	Long	Sack		
Cade McNamara	9-18-0	136	1	61	1		
RUSHING	No.	Gain	Loss	Net	TD	LG	Avg.
Blake Corum	13	80	4	76	1	19	5.8
Donovan Edwards	12	64	0	64	1	12	5.3
J.J. McCarthy	3	50	0	50	1	20	16.7
RECEIVING	TGT	No.	Yds	YAC	TD	LG	
Roman Wilson	3	2	65	7	1	61	
Cornelius Johnson	6	2	19	2	0	15	
Colston Loveland	2	2	18	18	0	16	



GAME 2
Middle Tennessee

GAME DETAILS

Date	Sept. 10, 2022
Kick Time	2:07 p.m.
Stadium	Canvas Stadium
Location	Fort Collins, Colo.
Attendance	27,641

SCORE	1	2	3	4	OT	FINAL
Middle Tennessee	10	17	7	0	-	34
Colorado State	0	0	19	0	-	19

FORT COLLINS — Jay Norvell’s home opener was spoiled on Saturday by the visitors from Middle Tennessee who jumped out to a 27-0 halftime lead which blossomed to 34-0 before the Rams found some life.

An offensive line that was missing a pair of starters at tackles was once again unable to adequately protect the quarterback as the Rams, as a team, racked up nine sacks and ended the day with a negative rushing total. The bright spot came in the third quarter when quarterback Clay Millen and receiver Tory Horton got into a groove, connecting for three touchdowns over a seven-minute span. Jack Howell picked off a pass on the drive immediately following the score, but the Rams were unable to keep the momentum after a penalty and another sack halted the drive.

Horton became the 9th player in school history to tally three touchdown receptions in a game and the first since Preston Williams did it against Air Force in 2018.

GAME BREAKDOWN

	MT	CSU
FIRST DOWNS	20	16
Rushing	5	3
Passing	11	10
Penalty	4	3
NET YARDS RUSHING	114	-10
Rushing Attempts	41	34
Average Per Rush	2.8	-0.3
Rushing Touchdowns	2	0
Yards Gained Rushing	141	68
Yards Lost Rushing	27	78
NET YARDS PASSING	266	256
Completions-Attempts-Int	31-39-1	20-30-2
Average Per Attempt	6.8	8.5
Average Per Completion	8.6	12.8
Passing Touchdowns	1	3
TOTAL OFFENSE YARDS	380	246
Total offense plays	80	64
Average Gain Per Play	4.8	3.8
Fumbles: Number-Lost	1-1	3-2
Penalties: Number-Yards	4-47	8-67
PUNTS-YARDS	5-21.2	6-24.2
Average Yards Per Punt	42.4	40.3
Net Yards Per Punt	36.4	38.3
Inside 20	2	0
50+ Yards	2	0
Touchbacks	1	0
Fair catch	0	4
KICKOFF-YARDS	7-44.4	4-25.8
Average Yards Per Kickoff	63.4	64.5
Net Yards Per Kickoff	38.7	40
Touchbacks	4	3
Fair Catch Yards	0	23
Punt returns: Number-Yards-TD	1-12-0	2-10-0
Average Per Return	12.0	5.0
Kickoff returns: Number-Yds-TD	0-0-0	3-73-0
Average Per Return	0.0	24.3
Interceptions: Number-Yds-TD	2-32-1	1-0-0
Fumble Returns: Number-Yds-TD	0-0-0	0-0-0
Miscellaneous Yards	0	0
Possession Time	31:19	28:41
1st Quarter	07:23	07:37
2nd Quarter	10:46	04:14
3rd Quarter	07:14	07:46
4th Quarter	05:56	09:04
Third-Down Conversions	7-17	3-14
Fourth-Down Conversions	2-3	2-3
Red-Zone Scores-Chances	4-4	1-3
Touchdowns	2-4	1-3
Field goals	2-4	0-3
Sacks By: Number-Yards	9-70	2-12
PAT Kicks	4-4	1-2
2Pts Conversions	0-0	0-1
Field Goals	2-2	0-1
Points off Turnover	10	6

SCORING SUMMARY

TM	QTR	TIME	PLAY	PI-Yds	TOP	SCORE
1st	14:51	MT	Flluellen 32 yd interception return (Rankin kick)	-	0:09	7-0
1st	5:02	MT	Rankin 25 yd FG	11-63	3:59	10-0
2nd	11:37	MT	F.Peasant 1 yd rush (Rankin kick)	7-41	2:39	17-0
2nd	2:26	MT	Z.Rankin 35 yd FG	17-76	6:35	20-0
2nd	1:28	MT	F.Peasant 1 yd rush (Rankin kick)	3-18	0:40	27-0
3rd	13:41	MT	Metcalf 42 yd pass from Cunningham (Rankin kick)	4-75	1:19	34-0
3rd	8:41	CSU	Horton 48 yd pass from Millen (Camper kick missed)	3-61	1:13	34-6
3rd	6:02	CSU	Horton 69 yd pass from Millen (Camper kick)	2-70	0:43	34-13
3rd	1:57	CSU	Horton 17 yd pass from Millen (Pass failed)	7-36	2:43	34-19

STATISTICS LEADERS

Colorado State

PASSING	C-A-I	Yds	TD	Long	Sack		
Clay Millen	20-30-2	256	3	69	9		
RUSHING	No.	Gain	Loss	Net	TD	LG	Avg.
A'Jon Vivens	12	42	1	41	0	10	3.4
David Bailey	8	14	7	7	0	7	0.9
Avery Morrow	3	7	0	7	0	3	2.3
Clay Millen	11	5	70	-65	0	5	-5.9
RECEIVING	TGT	No.	Yds	YAC	TD	LG	
Tory Horton	14	9	186	81	3	69	
Melquan Stovall	5	5	42	19	0	13	
Ty McCullough	6	4	26	23	0	11	
A'Jon Vivens	2	1	6	11	0	6	
David Bailey	1	1	-4	2	0	0	
Avery Morrow	2	0	0	0	0	0	

Middle Tennessee

PASSING	C-A-I	Yds	TD	Long	Sack		
Chase Cunningham	31-39-1	266	1	42	2		
RUSHING	No.	Gain	Loss	Net	TD	LG	Avg.
Frank Peasant	22	97	4	93	2	25	4.2
Chase Cunningham	12	36	12	24	0	11	2.0
Darius Bracy	6	8	9	-1	0	4	-0.2
A'Varius Sparrow	1	0	2	-2	0	0	-2.0
RECEIVING	TGT	No.	Yds	YAC	TD	LG	
Izaiah Gathings	11	11	92	42	0	26	
Yusuf Ali	7	5	23	24	0	11	
A'Varius Sparrow	4	4	41	52	0	25	
Jaylin Lane	5	3	46	14	0	30	



GAME 3 at Washington State

SCORE	1	2	3	4	OT	FINAL
Colorado State	0	0	0	7	-	7
Washington State	21	7	3	7	-	38

GAME DETAILS

Date	Sept. 17, 2022
Kick Time	2 p.m. PT
Stadium	Martin Stadium
Location	Pullman, Wash.
Attendance	23,611

PULLMAN, Wash. — Colorado State fell into another big halftime hole and was unable to recover, falling 38-7 at Washington State.

The Rams have yet to score in the opening half of the first three games this season, finding some life in the second half to keep from getting shutout. Quarterback Clay Millen was again under duress most of the day, taking seven sacks and getting hit on many other passing attempts and scrambles.

A rotated offensive line yielded slightly better results, however, as starting center Jacob Gardner moved back to left tackle and Dirk Nelson earned his first career start at center. Other first-time starters included right tackle Owen Snyevel and wide receiver Justus Ross-Simmons. The latter scored the teams' only points of the game, a 14-yard score in the 4th quarter.

GAME BREAKDOWN

	CSU	WSU
FIRST DOWNS	14	21
Rushing	3	6
Passing	10	14
Penalty	1	1
NET YARDS RUSHING	37	148
Rushing Attempts	31	27
Average Per Rush	1.2	5.5
Rushing Touchdowns	0	1
Yards Gained Rushing	92	168
Yards Lost Rushing	55	20
NET YARDS PASSING	212	294
Completions-Attempts-Int	25-35-1	25-35-1
Average Per Attempt	6.1	8.4
Average Per Completion	8.5	11.8
Passing Touchdowns	1	4
TOTAL OFFENSE YARDS	249	442
Total offense plays	66	62
Average Gain Per Play	3.8	7.1
Fumbles: Number-Lost	4-1	1-1
Penalties: Number-Yards	10-76	5-45
PUNTS-YARDS	5-170	2-100
Average Yards Per Punt	34.0	50.0
Net Yards Per Punt	34	50
Inside 20	1	1
50+ Yards	1	1
Touchbacks	0	0
Fair catch	1	0
KICKOFF-YARDS	2-130	7-436
Average Yards Per Kickoff	65.0	62.3
Net Yards Per Kickoff	40	36.4
Touchbacks	2	6
Fair Catch Yards	0	0
Punt returns: Number-Yards-TD	1-0-0	0-0-0
Average Per Return	0.0	0.0
Kickoff returns: Number-Yds-TD	0-0-0	0-0-0
Average Per Return	0.0	0.0
Interceptions: Number-Yds-TD	1-0-0	1-0-0
Fumble Returns: Number-Yds-TD	0-0-0	0-0-0
Miscellaneous Yards	0	0
Possession Time	32:37	27:23
1st Quarter	10:38	04:22
2nd Quarter	07:25	07:35
3rd Quarter	07:34	07:26
4th Quarter	07:00	08:00
Third-Down Conversions	2-13	5-11
Fourth-Down Conversions	1-5	0-1
Red-Zone Scores-Chances	1-2	6-6
Touchdowns	1-2	5-6
Field goals	0-2	1-6
Sacks By: Number-Yards	3-16	7-39
PAT Kicks	1-1	5-5
2Pts Conversions	0-0	0-0
Field Goals	0-1	1-1
Points off Turnover	0	0

SCORING SUMMARY

TM	QTR	TIME	PLAY	PI-Yds	TOP	SCORE
1st	12:02	WSU	D.Ollie 17 yd pass from C.Ward (D.Janikowski kick)	4-46	1:01	0-7
1st	9:59	WSU	D.Stribling 13 yd pass from C.Ward (D.Janikowski kick)	5-52	1:15	0-14
1st	3:24	WSU	D.Stribling 19 yd pass from C.Ward (D.Janikowski kick)	5-73	2:06	0-21
2nd	6:10	WSU	D.Ollie 2 yd pass from C.Ward (D.Janikowski kick)	13-82	5:09	0-28
3rd	13:05	WSU	D.Janikowski 22 yd FG	7-70	1:55	0-31
4th	11:07	CSU	J.Ross-Simmons 14 yd pass from C.Millen (M.Boyle kick)	11-70	5:18	7-31
4th	1:07	WSU	K.Katzer 1 yd rush (D.Janikowski kick)	10-74	6:39	7-38

STATISTICS LEADERS

Colorado State

PASSING	C-A-I	Yds	TD	Long	Sack		
Clay Millen	25-35-1	212	1	27	7		
RUSHING	No.	Gain	Loss	Net	TD	LG	Avg.
Avery Morrow	8	28	0	28	0	9	3.5
Keegan Holles	4	23	0	23	0	18	5.8
Jaylen Thomas	4	2	1	1	0	2	0.2
Clay Millen	13	39	39	0	0	11	0.0
Ty McCullough	1	0	1	-1	0	0	-1.0
TEAM	1	0	14	-14	0	0	-14.0
RECEIVING	TGT	No.	Yds	YAC	TD	LG	
Jaylen Thomas	6	5	51	59	0	27	
Tory Horton	8	5	45	29	0	19	
Melquan Stovall	7	5	31	1	0	22	
Ty McCullough	6	4	57	27	0	25	
J. Ross-Simmons	4	3	20	3	1	14	
Avery Morrow	4	3	8	13	0	6	

Washington State

PASSING	C-A-I	Yds	TD	Long	Sack		
Cameron Ward	25-35-1	294	4	38	5		
RUSHING	No.	Gain	Loss	Net	TD	LG	Avg.
Nakia Watson	8	74	0	74	0	39	9.2
Kannon Katzer	6	54	0	54	1	24	9.0
Jaylen Jenkins	8	37	2	35	0	14	4.4
RECEIVING	TGT	No.	Yds	YAC	TD	LG	
Donovan Ollie	11	7	82	5	2	18	
De'Zhaun Stribling	4	4	69	25	2	25	
Robert Ferrel	3	3	64	39	0	38	



GAME 4
Sacramento State (Ag Day)

SCORE	1	2	3	4	OT	FINAL
Sacramento State	7	17	7	10	-	41
Colorado State	0	10	0	0	-	10

GAME DETAILS

Date	Sept. 24, 2022
Kick Time	2:07 p.m.
Stadium	Canvas Stadium
Location	Fort Collins, Colo.
Attendance	25,445

FORT COLLINS - A nine-game slide for the program grew to 10 as the Rams fell to an FCS opponent in consecutive seasons with a 41-10 result vs. Sacramento State.

The Rams again were largely non-competitive against the No. 6 ranked Hornets, and after taking 23 sacks in the first three games, it was the 24th that finally knocked starting quarterback Clay Millen out of the contest. In Millen's place, true freshman Brayden Fowler-Nicolosi saw his first game action and provided a spark, leading the offense on its longest scoring drive of the season just before halftime.

After the break, however, the Rams couldn't find the same spark and were shutout in the final two frames.

GAME BREAKDOWN

	SAC	CSU
FIRST DOWNS	25	10
Rushing	11	4
Passing	12	6
Penalty	2	0
NET YARDS RUSHING	160	75
Rushing Attempts	43	29
Average Per Rush	3.7	2.6
Rushing Touchdowns	3	0
Yards Gained Rushing	174	106
Yards Lost Rushing	14	31
NET YARDS PASSING	235	178
Completions-Attempts-Int	22-33-1	13-22-0
Average Per Attempt	7.1	8.1
Average Per Completion	10.7	13.7
Passing Touchdowns	2	1
TOTAL OFFENSE YARDS	395	253
Total offense plays	76	51
Average Gain Per Play	5.2	5.0
Fumbles: Number-Lost	2-0	1-1
Penalties: Number-Yards	1-5	3-29
PUNTS-YARDS	2-89	6-211
Average Yards Per Punt	44.5	35.2
Net Yards Per Punt	44.5	27.2
Inside 20	1	1
50+ Yards	0	0
Touchbacks	0	0
Fair catch	0	2
KICKOFF-YARDS	7-455	3-195
Average Yards Per Kickoff	65.0	65.0
Net Yards Per Kickoff	41.7	40
Touchbacks	5	3
Fair Catch Yards	0	0
Punt returns: Number-Yards-TD	2-48-0	2-0-0
Average Per Return	24.0	0.0
Kickoff returns: Number-Yds-TD	0-0-0	2-38-0
Average Per Return	0.0	19.0
Interceptions: Number-Yds-TD	0-0-0	1-0-0
Fumble Returns: Number-Yds-TD	0-0-0	0-0-0
Miscellaneous Yards	0	0
Possession Time	33:58	26:02
1st Quarter	04:32	10:28
2nd Quarter	06:36	08:24
3rd Quarter	10:20	04:40
4th Quarter	12:30	02:30
Third-Down Conversions	8-12	3-13
Fourth-Down Conversions	1-1	1-3
Red-Zone Scores-Chances	5-5	1-1
Touchdowns	5-5	0-1
Field goals	0-5	1-1
Sacks By: Number-Yards	2-25	2-9
PAT Kicks	5-5	1-1
2Pts Conversions	0-0	0-0
Field Goals	2-2	1-1
Points off Turnover	7	7

SCORING SUMMARY

TM	QTR	TIME	PLAY	PI-Yds	TOP	SCORE
1st	7:38	SACST	A.O'Hara 6 yd rush (K.Sentkowski kick)	8-74	2:58	7-0
2nd	13:31	CSU	M.Boyle 24 yd FG	8-71	4:23	7-3
2nd	9:11	SACST	P.Williams 5 yd pass from J.Dunniway (K.Sentkowski kick)	11-75	4:20	14-3
2nd	6:25	SACST	M.Fulcher 14 yd pass from A.O'Hara (K.Sentkowski kick)	2-16	0:29	21-3
2nd	1:17	CSU	T.Horton 52 yd pass from B.Fowler-Nicolosi (M.Boyle kick)	8-89	3:47	21-10
2nd	0:00	SACST	K.Sentkowski 45 yd FG	8-49	1:17	24-10
3rd	4:59	SACST	A.O'Hara 1 yd rush (K.Sentkowski kick)	8-32	3:08	31-10
4th	14:50	SACST	K.Sentkowski 47 yd FG	8-28	3:15	34-10
4th	2:47	SACST	C.Skattebo 1 yd rush (K.Sentkowski kick)	16-68	10:50	41-10

STATISTICS LEADERS

Colorado State

PASSING	C-A-I	Yds	TD	Long	Sack
B. Fowler-Nicolosi	6-15-0	116	1	52	1
Clay Millen	7-7-0	62	0	56	1

RUSHING	No.	Gain	Loss	Net	TD	LG	Avg.
AJon Vivens	10	36	5	31	0	7	3.1
David Bailey	6	27	0	27	0	15	4.5
Avery Morrow	4	14	1	13	0	10	3.2
B. Fowler-Nicolosi	3	15	11	4	0	14	1.3
Tanner Arkin	1	1	0	1	0	1	1.0
Jaylen Thomas	2	0	0	0	0	0	0.0
Clay Millen	3	13	14	-1	0	12	-0.3

RECEIVING	TGT	No.	Yds	YAC	TD	LG
J. Ross-Simmons	6	4	27	25	0	19
Tory Horton	4	3	127	37	1	56
Ty McCullouch	4	2	19	4	0	14
Tanner Arkin	2	2	11	7	0	6

Sacramento State

PASSING	C-A-I	Yds	TD	Long	Sack
Jake Dunniway	12-23-1	164	1	35	2
Asher O'Hara	10-10-0	71	1	14	0

RUSHING	No.	Gain	Loss	Net	TD	LG	Avg.
Cameron Skattebo	17	67	0	67	1	8	3.9
Marcus Fulcher	6	45	0	45	0	14	7.5
Asher O'Hara	11	42	3	39	2	15	3.5

RECEIVING	TGT	No.	Yds	YAC	TD	LG
Jared Gipson	7	5	50	16	0	18
Cameron Skattebo	4	3	56	38	0	35
Pierre Williams	7	3	26	5	1	17



GAME 5 at Nevada

SCORE	1	2	3	4	OT	FINAL
Colorado State	14	0	0	3	-	17
Nevada	0	7	0	7	-	14

GAME DETAILS

Date	Oct. 7, 2022
Kick Time	7:30 p.m. PT
Stadium	Mackay Stadium
Location	Reno, Nev.
Attendance	18,255

RENO, Nev. — Jay Norvell returned to Reno where he led the Wolf Pack for five seasons and got his first win as head coach of the CSU program on Friday night.

In front of a Black Out crowd celebrating Mental Health Night, the Wolf Pack crowd created a hostile environment for the Rams who blocked out the noise and came away with the victory.

Two defensive touchdowns gave the Rams an early lead that they would never relinquish on a night when the offense was largely ineffective. True freshman quarterback Brayden Fowler-Nicolosi saw his first start in relief of the injured freshman Clay Millen.

Tied at 14-14, CSU took over with 2:17 remaining in the contest and drove 53 yards into field goal range for walk-on kicker Michael Boyle. After missing his first from 48, a five-yard penalty for running into the kicker gave Boyle new life. He didn't disappoint.

GAME BREAKDOWN

	CSU	UNR
FIRST DOWNS	13	19
Rushing	8	5
Passing	3	12
Penalty	2	2
NET YARDS RUSHING	177	114
Rushing Attempts	33	39
Average Per Rush	5.4	2.9
Rushing Touchdowns	0	2
Yards Gained Rushing	194	143
Yards Lost Rushing	17	29
NET YARDS PASSING	78	244
Completions-Attempts-Int	11-22-02	20-42-1
Average Per Attempt	3.5	5.8
Average Per Completion	7.1	12.2
Passing Touchdowns	0	0
TOTAL OFFENSE YARDS	255	358
Total offense plays	55	81
Average Gain Per Play	4.6	4.4
Fumbles: Number-Lost	1-1	3-1
Penalties: Number-Yards	14-136	7-65
PUNTS-YARDS	8-306	8-331
Average Yards Per Punt	38.2	41.4
Net Yards Per Punt	38.2	37.4
Inside 20	2	2
50+ Yards	2	0
Touchbacks	0	0
Fair catch	2	4
KICKOFF-YARDS	3-195	3-187
Average Yards Per Kickoff	65.0	62.3
Net Yards Per Kickoff	41.3	41.7
Touchbacks	2	2
Fair Catch Yards	0	0
Punt returns: Number-Yards-TD	3-40-0	2-0-0
Average Per Return	13.3	0.0
Kickoff returns: Number-Yds-TD	1-22-00	1-21-00
Average Per Return	22.0	21.0
Interceptions: Number-Yds-TD	1-21-01	2-3-00
Fumble Returns: Number-Yds-TD	1-50-1	0-0-0
Miscellaneous Yards	0	0
Possession Time	28:13	31:47
1st Quarter	06:00	09:00
2nd Quarter	04:45	10:15
3rd Quarter	07:56	07:04
4th Quarter	09:32	05:28
Third-Down Conversions	1-11	7-19
Fourth-Down Conversions	0-0	1-2
Red-Zone Scores-Chances	0-0	2-3
Touchdowns	0-0	2-3
Field goals	0-0	0-3
Sacks By: Number-Yards	2-12	1-8
PAT Kicks	2-2	2-2
2Pts Conversions	0-0	0-0
Field Goals	1-1	0-1
Points off Turnover	14	0

SCORING SUMMARY

TM	QTR	TIME	PLAY	PI-Yds	TOP	SCORE
1st	9:03	CSU	A.Hector 21 yd interception return (M.Boyle kick)	-	0:44	7-0
1st	3:44	CSU	M.Wa-Kalonji 50 yd fumble return (M.Boyle kick)	-	1:40	14-0
2nd	0:14	UNR	T.Taua 4 yd rush (M.Killam kick)	17-99	6:47	14-7
4th	8:53	UNR	T.Taua 2 yd rush (M.Killam kick)	5-50	1:41	14-14
4th	0:00	CSU	M.Boyle 43 yd FG	7-53	2:17	17-14

STATISTICS LEADERS

Colorado State

PASSING	C-A-I	Yds	TD	Long	Sack		
B. Fowler-Nicolosi	11-22-2	78	0	26	1		
RUSHING	No.	Gain	Loss	Net	TD	LG	Avg.
Avery Morrow	24	169	1	168	0	23	7.0
Tory Horton	1	9	0	9	0	9	9.0
B. Fowler-Nicolosi	2	10	8	2	0	10	1.0
RECEIVING	TGT	No.	Yds	YAC	TD	LG	
Tory Horton	13	9	64	49	0	26	
Tanner Arkin	1	1	11	10	0	11	
Avery Morrow	1	1	3	8	0	3	

Nevada

PASSING	C-A-I	Yds	TD	Long	Sack		
Nate Cox	20-42-1	244	0	29	2		
RUSHING	No.	Gain	Loss	Net	TD	LG	Avg.
Toa Taua	23	86	6	80	2	15	3.5
Nate Cox	8	37	14	23	0	18	2.9
Devonte Lee	7	20	3	17	0	7	2.4
RECEIVING	TGT	No.	Yds	YAC	TD	LG	
BJ Casteel	12	9	87	60	0	21	
Jamaal Bell	11	3	53	14	0	23	
Toa Taua	3	3	40	49	0	29	



GAME 6
Utah State (Homecoming)

SCORE	1	2	3	4	OT	FINAL
Utah State	7	0	10	0	--	17
Colorado State	3	7	0	3	--	13

GAME DETAILS

Date	Oct. 15, 2022
Kick Time	5:02 p.m.
Stadium	Canvas Stadium
Location	Fort Collins, Colo.
Attendance	35,009

FORT COLLINS — In front of the 4th largest crowd in stadium history, the Rams couldn't hold on to a 10-7 halftime lead and fell to the defending Mountain West champions on homecoming.

Starting their third different freshman quarterback in as many weeks, the Rams were largely ineffective on offense while the defense turn in a stalwart effort for the second week in a row. On the opening drive, Mohamed Kamara forced an errant throw from USU quarterback Cooper Legas that landed in the hands of Cam'Ron Carter to give the offense a short field. However, the Rams were able to move the ball just 23 yards - 19 coming from a trick play from WR Tory Horton throwing to RB A'Jon Vivens - to settle for a field goal.

Legas and his replacement, Levi Williams, were both knocked out of the game as true freshman Bishop Davenport rallied the Aggies to a third quarter score that proved to be the difference. The Rams were just 12-for-33 passing on the day.

GAME BREAKDOWN

	USU	CSU
FIRST DOWNS	24	14
Rushing	13	5
Passing	9	7
Penalty	2	2
NET YARDS RUSHING	252	99
Rushing Attempts	49	34
Average Per Rush	5.1	2.9
Rushing Touchdowns	1	1
Yards Gained Rushing	267	125
Yards Lost Rushing	15	26
NET YARDS PASSING	138	163
Completions-Attempts-Int	14-31-1	12-33-1
Average Per Attempt	4.5	4.9
Average Per Completion	9.9	13.6
Passing Touchdowns	1	0
TOTAL OFFENSE YARDS	390	262
Total offense plays	80	67
Average Gain Per Play	4.9	3.9
Fumbles: Number-Lost	2-1	1-0
Penalties: Number-Yards	10-93	10-90
PUNTS-YARDS	6-236	7-282
Average Yards Per Punt	39.3	40.3
Net Yards Per Punt	34.2	39.9
Inside 20	1	3
50+ Yards	3	0
Touchbacks	0	0
Fair catch	0	4
KICKOFF-YARDS	4-228	4-260
Average Yards Per Kickoff	57.0	65.0
Net Yards Per Kickoff	38.8	40
Touchbacks	2	4
Fair Catch Yards	0	0
Punt returns: Number-Yards-TD	1-3-00	3-50-0
Average Per Return	3.0	16.7
Kickoff returns: Number-Yds-TD	0-0-0	2-23-00
Average Per Return	0.0	11.5
Interceptions: Number-Yds-TD	1-31-00	1-39-0
Fumble Returns: Number-Yds-TD	0-0-0	0-0-0
Miscellaneous Yards	0	0
Possession Time	29:30	30:30
1st Quarter	08:14	06:46
2nd Quarter	04:19	10:41
3rd Quarter	06:46	08:14
4th Quarter	10:11	04:49
Third-Down Conversions	6-16	2-15
Fourth-Down Conversions	0-0	1-3
Red-Zone Scores-Chances	1-1	2-3
Touchdowns	1-1	0-3
Field goals	0-1	2-3
Sacks By: Number-Yards	3-18	1-8
PAT Kicks	2-2	1-1
2Pts Conversions	0-0	0-0
Field Goals	1-3	2-3
Points off Turnover	0	6

SCORING SUMMARY

TM	QTR	TIME	PLAY	PI-Yds	TOP	SCORE
1st	11:45	CSU	M.Boyle 23 yd FG	5-23	1:41	0-3
1st	1:54	USU	J.McGriff 32 yd pass from C.Legas (C.Coles kick)	9-87	2:27	7-3
2nd	14:21	CSU	A.Morrow 26 yd rush (M.Boyle kick)	6-68	2:33	7-10
3rd	10:57	USU	C.Coles 48 yd FG	8-46	2:24	10-10
3rd	7:34	USU	B.Davenport 4 yd rush (C.Coles kick)	8-59	2:28	17-10
4th	14:08	CSU	M.Boyle 35 yd FG	4-6	1:10	17-13

STATISTICS LEADERS

Colorado State

PASSING	C-A-I	Yds	TD	Long	Sack
Giles Pooler	11-32-1	144	0	25	3
Tory Horton	1-1-0	19	0	19	0

RUSHING	No.	Gain	Loss	Net	TD	LG	Avg.
Avery Morrow	27	121	5	116	1	26	4.3
A'Jon Vivens	2	0	3	-3	0	0	-1.5
Giles Pooler	5	4	18	-14	0	4	-2.8

RECEIVING	TGT	No.	Yds	YAC	TD	LG
Louis Brown	7	4	52	25	0	24
Tanner Arkin	4	2	14	3	0	11
Peter Montini	1	1	25	1	0	25

Utah State

PASSING	C-A-I	Yds	TD	Long	Sack
Cooper Legas	9-12-01	85	1	32	0

RUSHING	No.	Gain	Loss	Net	TD	LG	Avg.
Calvin Tyler Jr.	24	131	2	129	0	20	5.4
Robert Briggs	6	38	0	38	0	12	6.3
Bishop Davenport	11	41	12	29	1	19	2.6

RECEIVING	TGT	No.	Yds	YAC	TD	LG
Terrell Vaughn	10	6	48	37	0	15
Justin McGriff	11	4	63	6	1	32
Brian Cobbs	4	3	24	2	0	11

**GAME 7**

Hawaii (State Pride)

GAME DETAILS

Date	Oct. 22, 2022
Kick Time	2 p.m.
Stadium	Canvas Stadium
Location	Fort Collins, Colo.
Attendance	22,843

SCORE	1	2	3	4	OT	FINAL
Hawaii	3	10	0	0	-	13
Colorado State	0	3	7	7	-	17

FORT COLLINS — Facing his first assistant coach to become a head coach in Timmy Chang, Jay Norvell's Rams rallied for their first victory in Canvas Stadium in over a full calendar year with a come-from-behind victory over Hawaii.

The Rams overcame a 10-point halftime deficit for just the 12th time (out of 186 tries) in program history since 1965, and snapped a 19-game losing streak when trailing entering the 4th quarter. While not pretty, the game could serve as affirmation for a toughness that Norvell has been seeking from his team since taking over the program in December.

Avery Morrow rushed for 100+ yards for the third consecutive game, and Clay Millen returned after missing 2.5 games due to injury to lead the offense on a 13-play drive that covered 80 yards over seven minutes. Ayden Hector came up with the game-sealing interception in the final minute.

GAME BREAKDOWN

	UH	CSU
FIRST DOWNS	15	19
Rushing	6	9
Passing	7	10
Penalty	2	0
NET YARDS RUSHING	84	209
Rushing Attempts	22	40
Average Per Rush	3.8	5.2
Rushing Touchdowns	0	2
Yards Gained Rushing	99	220
Yards Lost Rushing	15	11
NET YARDS PASSING	173	177
Completions-Attempts-Int	18-30-1	17-24-0
Average Per Attempt	5.8	7.4
Average Per Completion	9.6	10.4
Passing Touchdowns	1	0
TOTAL OFFENSE YARDS	257	386
Total offense plays	52	64
Average Gain Per Play	4.9	6.0
Fumbles: Number-Lost	3-0	0-0
Penalties: Number-Yards	4-23	5-50
PUNTS-YARDS	5-207	2-65
Average Yards Per Punt	41.4	32.5
Net Yards Per Punt	37.4	32.5
Inside 20	1	0
50+ Yards	1	0
Touchbacks	1	0
Fair catch	3	1
KICKOFF-YARDS	3-195	4-260
Average Yards Per Kickoff	65.0	65.0
Net Yards Per Kickoff	40	40.2
Touchbacks	3	3
Fair Catch Yards	0	0
Punt returns: Number-Yards-TD	1-0-0	0-0-0
Average Per Return	0.0	0.0
Kickoff returns: Number-Yds-TD	1-24-00	0-0-0
Average Per Return	24.0	0.0
Interceptions: Number-Yds-TD	0-0-0	1-0-0
Fumble Returns: Number-Yds-TD	0-0-0	0-0-0
Miscellaneous Yards	0	0
Possession Time	24:15	35:06
1st Quarter	09:39	05:21
2nd Quarter	06:52	08:08
3rd Quarter	03:43	11:17
4th Quarter	04:01	10:20
Third-Down Conversions	4-12	3-12
Fourth-Down Conversions	0-0	3-6
Red-Zone Scores-Chances	3-3	2-4
Touchdowns	1-3	2-4
Field goals	2-3	0-4
Sacks By: Number-Yards	0-0	0-0
PAT Kicks	1-1	2-2
2Pts Conversions	0-0	0-0
Field Goals	2-2	1-1
Points off Turnover	0	0

SCORING SUMMARY

TM	QTR	TIME	PLAY	PI-Yds	TOP	SCORE
1st	9:24	HAW	M.Shipley 27 yd FG	11-65	5:36	3-0
2nd	12:41	CSU	M.Boyle 38 yd FG	7-42	3:47	3-3
2nd	7:15	HAW	C.Phillips 1 yd pass from B.Schager (M.Shipley kick)	10-76	5:17	10-3
2nd	0:00	HAW	M.Shipley 23 yd FG	10-60	1:26	13-3
3rd	9:23	CSU	A.Morrow 1 yd rush (M.Boyle kick)	10-75	5:37	13-10
4th	1:28	CSU	A.Morrow 10 yd rush (M.Boyle kick)	13-80	7:16	13-17

STATISTICS LEADERS**Colorado State**

PASSING	C-A-I	Yds	TD	Long	Sack		
Clay Millen	17-24-0	177	0	31	0		
RUSHING	No.	Gain	Loss	Net	TD	LG	Avg.
Avery Morrow	26	154	7	147	2	67	5.7
Clay Millen	9	53	0	53	0	12	5.9
Louis Brown	1	6	0	6	0	6	6.0
RECEIVING	TGT	No.	Yds	YAC	TD	LG	
J. Ross-Simmons	4	4	64	39	0	31	
Louis Brown	5	4	24	18	0	12	
Tory Horton	8	3	47	46	0	20	

Hawaii

PASSING	C-A-I	Yds	TD	Long	Sack		
Brayden Schager	18-30-1	173	1	26	0		
RUSHING	No.	Gain	Loss	Net	TD	LG	Avg.
Dedrick Parson	15	74	3	71	0	17	4.7
Tylan Hines	2	21	0	21	0	18	10.5
Dior Scott	1	1	0	1	0	1	1.0
RECEIVING	TGT	No.	Yds	YAC	TD	LG	
Dedrick Parson	7	6	29	19	0	7	
T. Mokiao-Atimlala	3	3	32	13	0	18	
Caleb Phillips	4	3	13	6	1	6	



GAME 8 at Boise State

SCORE	1	2	3	4	OT	FINAL
Colorado State	3	7	0	0	--	10
Boise State	14	14	21	0	--	49

GAME DETAILS

Date	Oct. 29, 2022
Kick Time	5:10 p.m.
Stadium	Albertsons Stadium
Location	Boise, Idaho
Attendance	33,895

BOISE, Idaho — Starting a walk-on freshman center and two other walk-ons in key areas, Colorado State's youth was no match for Boise State on Saturday.

A 76-yard touchdown strike, snapped from true freshman Keegan Hamilton to redshirt freshman Clay Millen and caught by true freshman Justus Ross-Simmons was the main offensive highlight of the evening for Colorado State.

Avery Morrow, who entered the game with three consecutive 100-yard rushing performances, exited with a mild injury and saw limited time in the second half.

GAME BREAKDOWN

	CSU	BSU
FIRST DOWNS	6	30
Rushing	3	12
Passing	2	15
Penalty	1	3
NET YARDS RUSHING	3	209
Rushing Attempts	20	47
Average Per Rush	0.2	4.4
Rushing Touchdowns	0	5
Yards Gained Rushing	41	228
Yards Lost Rushing	38	19
NET YARDS PASSING	167	305
Completions-Attempts-Int	14-26-1	24-32-0
Average Per Attempt	6.4	9.5
Average Per Completion	11.9	12.7
Passing Touchdowns	1	2
TOTAL OFFENSE YARDS	170	514
Total offense plays	46	79
Average Gain Per Play	3.7	6.5
Fumbles: Number-Lost	0-0	2-1
Penalties: Number-Yards	8-70	5-55
PUNTS-YARDS	8-341	3-145
Average Yards Per Punt	42.6	48.3
Net Yards Per Punt	42	48.3
Inside 20	3	2
50+ Yards	1	1
Touchbacks	0	0
Fair catch	3	1
KICKOFF-YARDS	3-188	8-473
Average Yards Per Kickoff	62.7	59.1
Net Yards Per Kickoff	36.7	38.4
Touchbacks	2	2
Fair Catch Yards	0	20
Punt returns: Number-Yards-TD	0-0-0	2-5-0
Average Per Return	0.0	2.5
Kickoff returns: Number-Yds-TD	5-96-0	0-0-0
Average Per Return	19.2	0.0
Interceptions: Number-Yds-TD	0-0-0	1-0-0
Fumble Returns: Number-Yds-TD	0-0-0	0-0-0
Miscellaneous Yards	0	0
Possession Time	22:25	37:35
1st Quarter	08:33	06:27
2nd Quarter	04:08	10:52
3rd Quarter	03:43	11:17
4th Quarter	06:01	08:59
Third-Down Conversions	1-12	5-10
Fourth-Down Conversions	0-2	0-0
Red-Zone Scores-Chances	0-1	7-7
Touchdowns	0-1	7-7
Field goals	0-1	0-7
Sacks By: Number-Yards	1-8	5-30
PAT Kicks	1-1	7-7
2Pts Conversions	0-0	0-0
Field Goals	1-1	0-1
Points off Turnover	0	0

SCORING SUMMARY

TM	QTR	TIME	PLAY	PI-Yds	TOP	SCORE
1st	8:04	BOISE	G.Holani 1 yd rush (J.Dalmas kick)	5-51	1:56	0-7
1st	3:19	BOISE	G.Holani 1 yd rush (J.Dalmas kick)	6-47	2:28	0-14
1st	0:00	CSU	M.Boyle 41 yd FG	7-51	3:19	3-14
2nd	11:14	BOISE	R.Smith 8 yd pass from T.Green (J.Dalmas kick)	7-75	3:46	3-21
2nd	2:26	BOISE	A.Jeanty 1 yd rush (J.Dalmas kick)	8-63	3:55	3-28
2nd	1:47	CSU	J.Ross-Simmons 76 yd pass from C.Millen (M.Boyle kick)	2-75	0:39	10-28
3rd	12:13	BOISE	T.Green 10 yd rush (J.Dalmas kick)	7-65	2:47	10-35
3rd	8:41	BOISE	G.Holani 1 yd rush (J.Dalmas kick)	5-33	2:06	10-42
3rd	0:29	BOISE	B.Bowens 15 yd pass from T.Green (J.Dalmas kick)	12-78	6:24	10-49

STATISTICS LEADERS

Colorado State

PASSING	C-A-I	Yds	TD	Long	Sack
Clay Millen	13-20-0	161	1	76	5
Jackson Stratton	1-6-1	6	0	6	0

RUSHING	No.	Gain	Loss	Net	TD	LG	Avg.
Keegan Holles	4	25	4	21	0	14	5.2
Jaylen Thomas	4	11	1	10	0	5	2.5
Avery Morrow	5	5	3	2	0	2	0.4

RECEIVING	TGT	No.	Yds	YAC	TD	LG
Tory Horton	8	6	63	22	0	33
Jaylen Thomas	3	2	12	23	0	8
Keegan Holles	2	2	3	0	0	3
J. Ross-Simmons	3	1	76	35	1	76

Boise State

PASSING	C-A-I	Yds	TD	Long	Sack
Taylen Green	24-30-0	305	2	33	0

RUSHING	No.	Gain	Loss	Net	TD	LG	Avg.
George Holani	21	109	1	108	3	28	5.1
Elelyon Noa	7	47	0	47	0	15	6.7
Ashton Jeanty	9	37	0	37	1	11	4.1

RECEIVING	TGT	No.	Yds	YAC	TD	LG
Stefan Cobbs	5	4	91	24	0	31
Billy Bowens	5	4	73	27	1	25
George Holani	4	4	18	34	0	15



GAME 9

at San Jose State

SCORE	1	2	3	4	OT	FINAL
Colorado State	7	3	0	6	-	16
San Jose State	0	7	7	14	-	28

SAN JOSE, Calif. — Colorado State jumped out to a quick 7-0 lead, scoring on their opening drive for the first time this season, and held a halftime lead, but ultimately surrendered 14 fourth-quarter points to fall at West division leader San Jose State.

Tory Horton tallied nearly 200 receiving yards and Avery Morrow went over the 100-yard mark for the fourth time this season in the best offensive showing of the season for the Rams.

GAME BREAKDOWN

	CSU	SJSU
FIRST DOWNS	23	20
Rushing	8	5
Passing	12	13
Penalty	3	2
NET YARDS RUSHING	135	81
Rushing Attempts	36	21
Average Per Rush	3.8	3.9
Rushing Touchdowns	1	2
Yards Gained Rushing	203	101
Yards Lost Rushing	68	20
NET YARDS PASSING	333	275
Completions-Attempts-Int	18-34-2	27-42-1
Average Per Attempt	9.8	6.5
Average Per Completion	18.5	10.2
Passing Touchdowns	1	2
TOTAL OFFENSE YARDS	468	356
Total offense plays	70	63
Average Gain Per Play	6.7	5.7
Fumbles: Number-Lost	1-0	1-0
Penalties: Number-Yards	13-101	8-75
PUNTS-YARDS	5-180	6-233
Average Yards Per Punt	36.0	38.8
Net Yards Per Punt	36	35.5
Inside 20	0	3
50+ Yards	0	1
Touchbacks	0	1
Fair catch	4	3
KICKOFF-YARDS	4-243	5-303
Average Yards Per Kickoff	60.8	60.6
Net Yards Per Kickoff	43	40.6
Touchbacks	1	3
Fair Catch Yards	23	0
Punt returns: Number-Yards-TD	1-0-0	0-0-0
Average Per Return	0.0	0.0
Kickoff returns: Number-Yds-TD	2-25-0	2-23-0
Average Per Return	12.5	11.5
Interceptions: Number-Yds-TD	1-0-0	2-8-0
Fumble Returns: Number-Yds-TD	0-0-0	0-0-0
Miscellaneous Yards	0	0
Possession Time	33:22	26:38
1st Quarter	06:48	08:12
2nd Quarter	09:40	05:20
3rd Quarter	06:32	08:28
4th Quarter	10:22	04:38
Third-Down Conversions	5-15	3-12
Fourth-Down Conversions	2-3	2-2
Red-Zone Scores-Chances	1-4	3-3
Touchdowns	0-4	3-3
Field goals	1-4	0-3
Sacks By: Number-Yards	2-14	9-58
PAT Kicks	1-1	4-4
2Pts Conversions	0-1	0-0
Field Goals	1-1	0-0
Points off Turnover	0	0

GAME DETAILS

Date	Nov. 5, 2022
Kick Time	7:30 p.m. PT
Stadium	CEFCU Stadium
Location	San Jose, Calif.
Attendance	16,382

SCORING SUMMARY

TM	QTR	TIME	PLAY	PI-Yds	TOP	SCORE
1st	13:43	CSU	A.Morrow 56 yd rush (M.Boyle kick)	3-75	1:17	7-0
2nd	9:07	SJSU	D.Mazotti 2 yd pass from C.Cordeiro (T.Schive kick)	11-44	4:00	7-7
2nd	3:27	CSU	M.Boyle 26 yd FG	11-71	5:35	10-7
3rd	10:51	SJSU	K.Robinson 5 yd rush (T.Schive kick)	9-75	4:09	10-14
4th	13:46	SJSU	E.Cooks 35 yd pass from C.Cordeiro (T.Schive kick)	2-54	0:32	10-21
4th	4:21	CSU	T.Horton 40 yd pass from J.Stratton (2-pt failed)	6-64	3:24	16-21
4th	2:22	SJSU	K.Robinson 1 yd rush (T.Schive kick)	6-86	1:55	16-28

STATISTICS LEADERS

Colorado State

PASSING	C-A-I	Yds	TD	Long	Sack
Clay Millen	15-24-1	261	0	42	9
Jackson Stratton	3-10-1	72	1	40	0

RUSHING	No.	Gain	Loss	Net	TD	LG	Avg.
Avery Morrow	17	129	5	124	1	56	7.3
Jackson Stratton	1	18	0	18	0	18	18.0
Clay Millen	17	56	59	-3	0	20	-0.2

RECEIVING	TGT	No.	Yds	YAC	TD	LG
Tory Horton	16	9	196	35	1	42
J. Ross-Simmons	7	3	84	40	0	41
Tanner Arkin	3	2	27	4	0	26

San Jose State

PASSING	C-A-I	Yds	TD	Long	Sack
Chevan Cordeiro	27-42-1	275	2	37	2

RUSHING	No.	Gain	Loss	Net	TD	LG	Avg.
Kairee Robinson	12	68	4	64	2	38	5.3
Chevan Cordeiro	8	33	14	19	0	10	2.4
TEAM	1	0	2	-2	0	0	-2.0

RECEIVING	TGT	No.	Yds	YAC	TD	LG
Elijah Cooks	11	6	80	4	1	35
Dominick Mazotti	6	5	30	11	1	12
Sam Olson	6	4	34	6	0	19



GAME 10

Wyoming

SCORE	1	2	3	4	OT	FINAL
Wyoming	0	7	0	7	-	14
Colorado State	7	3	0	3	-	13

GAME DETAILS

Date	Nov. 12, 2022
Kick Time	5:02 p.m.
Stadium	Canvas Stadium
Location	Fort Collins, Colo.
Attendance	30,300

FORT COLLINS — Colorado State built a 10-0 lead midway through the first half, highlighted by a 72-yard punt return for touchdown from Tory Horton following Wyoming's first offensive drive of the game, but the Rams made costly mistakes late in the game to allow the Cowboys back into it.

Redzone woes continued to plague the Rams on offense as three redzone trips amounted to just six points and a missed field goal that proved to be the difference in the end.

Midway through the fourth quarter, after forcing another Wyoming three-and-out, the Rams muffed a punt which was recovered by Wyoming at their own 33 yard line. Two plays later, backup quarterback Jayden Clemons found a leaping Alex Brown in the endzone for a 32-yard score that was the game winner.

GAME BREAKDOWN

	WYO	CSU
FIRST DOWNS	12	18
Rushing	9	7
Passing	3	10
Penalty	0	1
NET YARDS RUSHING	142	121
Rushing Attempts	37	33
Average Per Rush	3.8	3.7
Rushing Touchdowns	1	0
Yards Gained Rushing	158	149
Yards Lost Rushing	16	28
NET YARDS PASSING	94	251
Completions-Attempts-Int	9-15-1	18-26-1
Average Per Attempt	6.3	9.7
Average Per Completion	10.4	13.9
Passing Touchdowns	1	0
TOTAL OFFENSE YARDS	236	372
Total offense plays	52	59
Average Gain Per Play	4.5	6.3
Fumbles: Number-Lost	0-0	1-1
Penalties: Number-Yards	5-40	3-35
PUNTS-YARDS	6-288	3-142
Average Yards Per Punt	48.0	47.3
Net Yards Per Punt	32.7	47
Inside 20	3	1
50+ Yards	3	1
Touchbacks	0	0
Fair catch	2	0
KICKOFF-YARDS	3-185	4-260
Average Yards Per Kickoff	61.7	65.0
Net Yards Per Kickoff	39	40
Touchbacks	1	4
Fair Catch Yards	0	0
Punt returns: Number-Yards-TD	1-1-0	3-92-1
Average Per Return	1.0	30.7
Kickoff returns: Number-Yds-TD	0-0-0	1-10-0
Average Per Return	0.0	10.0
Interceptions: Number-Yds-TD	1-0-0	1-0-0
Fumble Returns: Number-Yds-TD	0-0-0	0-0-0
Miscellaneous Yards	0	0
Possession Time	29:19	30:41
1st Quarter	06:56	08:04
2nd Quarter	09:53	05:07
3rd Quarter	06:24	08:36
4th Quarter	06:06	08:54
Third-Down Conversions	5-13	6-13
Fourth-Down Conversions	0-0	1-1
Red-Zone Scores-Chances	1-2	2-3
Touchdowns	1-2	0-3
Field goals	0-2	2-3
Sacks By: Number-Yards	5-27	2-13
PAT Kicks	2-2	1-1
2Pts Conversions	0-0	0-0
Field Goals	0-1	2-3
Points off Turnover	7	0

SCORING SUMMARY

TM	QTR	TIME	PLAY	PI-Yds	TOP	SCORE
1st	12:48	CSU	T.Horton 72 yd punt return (M.Boyle kick)		2:12	0-7
2nd	14:10	CSU	M.Boyle 40 yd FG	14-35	7:32	0-10
2nd	0:34	WYO	J.Clemons 14 yd rush (J. Hoyland kick)	12-69	6:33	7-10
4th	12:55	CSU	M.Boyle 23 yd FG	12-74	6:23	7-13
4th	10:47	WYO	A.Brown 32 yd pass from J.Clemons (J.Hoyland kick)	2-33	0:35	14-13

STATISTICS LEADERS

Colorado State

PASSING	C-A-I	Yds	TD	Long	Sack
Clay Millen	18-26-1	251	0	48	5

RUSHING	No.	Gain	Loss	Net	TD	LG	Avg.
Avery Morrow	22	105	1	104	0	15	4.7
Clay Millen	11	44	27	17	0	20	1.5

RECEIVING	TGT	No.	Yds	YAC	TD	LG
Tory Horton	10	8	168	31	0	48
J. Ross-Simmons	6	4	47	24	0	14
Louis Brown	3	2	7	1	0	4

Wyoming

PASSING	C-A-I	Yds	TD	Long	Sack
Jayden Clemons	7-11-0	90	1	32	0
Andrew Peasley	2-4-1	4	0	9	2

RUSHING	No.	Gain	Loss	Net	TD	LG	Avg.
Titus Swen	16	76	3	73	0	14	4.6
Jayden Clemons	5	32	0	32	1	14	6.4
D.Q. James	6	24	0	24	0	8	4.0

RECEIVING	TGT	No.	Yds	YAC	TD	LG
Parker Christensen	6	4	32	23	0	18
Titus Swen	3	2	4	15	0	9
Alex Brown	1	1	32	0	1	32

**GAME 11**
at Air Force**GAME DETAILS**

Date	Nov. 19, 2022
Kick Time	7:30 p.m.
Stadium	Falcon Stadium
Location	USAFA, Colo.
Attendance	20,121

SCORE	1	2	3	4	OT	FINAL
Colorado State	0	0	6	6	-	12
Air Force	7	10	7	0	-	24

USAFA, Colo. — Colorado State scored a pair of second-half touchdowns but were ultimately unable to stop the nation's No. 1 rushing offense on the road at Air Force.

With a frigid temperature at 21*, the Rams and Falcons squared off for the Ram-Falcon trophy in a place where the Rams haven't won since 2002.

Clay Millen - one of five freshmen starters for the Rams - completed 79 percent of his passes to remain one of the nation's leader in pass completions. Tory Horton tallied 35 receiving yards to eclipse 1,000 yards on the season, the eighth consecutive season for the program with a 1,000-yard receiver.

GAME BREAKDOWN

	CSU	AFA
FIRST DOWNS	15	22
Rushing	5	22
Passing	9	0
Penalty	1	0
NET YARDS RUSHING	65	359
Rushing Attempts	22	71
Average Per Rush	3.0	5.1
Rushing Touchdowns	0	3
Yards Gained Rushing	112	373
Yards Lost Rushing	47	14
NET YARDS PASSING	179	0
Completions-Attempts-Int	19-24-0	0-2-0
Average Per Attempt	7.5	0.0
Average Per Completion	9.4	0.0
Passing Touchdowns	2	0
TOTAL OFFENSE YARDS	244	359
Total offense plays	46	73
Average Gain Per Play	5.3	4.9
Fumbles: Number-Lost	0-0	2-1
Penalties: Number-Yards	3-15	4-25
PUNTS-YARDS	4-193	2-56
Average Yards Per Punt	48.2	28.0
Net Yards Per Punt	43.2	28
Inside 20	0	1
50+ Yards	2	0
Touchbacks	1	0
Fair catch	0	0
KICKOFF-YARDS	2-104	4-243
Average Yards Per Kickoff	52.0	60.8
Net Yards Per Kickoff	34	47.5
Touchbacks	1	0
Fair Catch Yards	0	21
Punt returns: Number-Yards-TD	0-0-0	1-0-0
Average Per Return	0.0	0.0
Kickoff returns: Number-Yds-TD	3-32-0	1-11-0
Average Per Return	10.7	11.0
Interceptions: Number-Yds-TD	0-0-0	0-0-0
Fumble Returns: Number-Yds-TD	0-0-0	0-0-0
Miscellaneous Yards	0	0
Possession Time	22:31	37:29
1st Quarter	05:36	09:24
2nd Quarter	05:39	09:21
3rd Quarter	06:58	08:02
4th Quarter	04:18	10:42
Third-Down Conversions	2-9	7-16
Fourth-Down Conversions	1-3	4-5
Red-Zone Scores-Chances	1-1	2-3
Touchdowns	1-1	2-3
Field goals	0-1	0-3
Sacks By: Number-Yards	2-4	7-46
PAT Kicks	0-0	3-3
2Pts Conversions	0-2	0-0
Field Goals	0-0	1-2
Points off Turnover	6	0

SCORING SUMMARY

TM	QTR	TIME	PLAY	PI-Yds	TOP	SCORE
1st	2:35	AF	D.Hughes 11 yd rush (M.Dapore kick)	15-80	9:24	0-7
2nd	2:36	AF	B.Roberts 34 yd rush (M.Dapore kick)	9-69	4:04	0-14
2nd	0:00	AF	M.Dapore 44 yd FG	5-43	0:26	0-17
3rd	4:03	AF	J.Eldridge III 4 yd rush (M.Dapore kick)	12-72	5:34	0-24
3rd	0:37	CSU	T.Horton 28 yd pass from C.Millen (2-pt failed)	2-22	0:46	6-24
4th	5:17	CSU	J.Williams 21 yd pass from C.Millen (2-pt failed)	9-64	4:10	12-24

STATISTICS LEADERS**Colorado State**

PASSING	C-A-I	Yds	TD	Long	Sack		
Clay Millen	19-24-0	179	2	28	7		
RUSHING	No.	Gain	Loss	Net	TD	LG	Avg.
Avery Morrow	8	43	1	42	0	25	5.2
Clay Millen	12	56	46	10	0	19	0.8
Jaylen Thomas	1	9	0	9	0	9	9.0
RECEIVING	TGT	No.	Yds	YAC	TD	LG	
Jaylen Thomas	6	6	49	30	0	16	
J. Ross-Simmons	3	3	46	17	0	22	
Tory Horton	5	3	35	10	1	28	

Air Force

PASSING	C-A-I	Yds	TD	Long	Sack		
Haaziq Daniels	0-2-0	0	0	0	2		
RUSHING	No.	Gain	Loss	Net	TD	LG	Avg.
Brad Roberts	37	184	0	184	1	34	5.0
DeAndre Hughes	6	74	2	72	1	34	12.0
John Lee Eldridge III	6	50	0	50	1	15	8.3
RECEIVING	TGT	No.	Yds	YAC	TD	LG	
John Lee Eldridge III	1	0	0	0	0	0	
David Cormier	1	0	0	0	0	0	



GAME 12
New Mexico

SCORE	1	2	3	4	OT	FINAL
New Mexico	0	0	0	0	--	0
Colorado State	0	7	3	7	--	17

GAME DETAILS

Date	Nov. 25, 2022
Kick Time	1:37 p.m. MT
Stadium	Canvas Stadium
Location	Fort Collins, Colo.
Attendance	20,107

FORT COLLINS — Senior Day was an exclamation point for the 2022 Rams, particularly those on defense and long-time starters Dequan Jackson and Cam/Ron Carter who concluded their five-years careers at CSU on Friday.

The Lobos never seriously threatened to break the shutout - the first for Colorado State since holding Fresno State off the board in 2016 - until their final drive of the first half when a 46-yard field goal went wide right. The Rams held the visitors to just 39 second-half yards.

Offensively, CSU stuck with the only formula that seemed to work all season - a steady diet of Tory Horton (10 rec., 131 yards) and Avery Morrow (22 att., 62 yards). The senior Jackson tallied 11 tackles on the day, pushing him to 100 on the season for the first time in his career in his final game.

GAME BREAKDOWN

	UNM	CSU
FIRST DOWNS	9	14
Rushing	6	5
Passing	3	8
Penalty	0	1
NET YARDS RUSHING	71	75
Rushing Attempts	35	34
Average Per Rush	2.0	2.2
Rushing Touchdowns	0	0
Yards Gained Rushing	125	112
Yards Lost Rushing	54	37
NET YARDS PASSING	62	230
Completions-Attempts-Int	12-27-0	20-26-0
Average Per Attempt	2.3	8.8
Average Per Completion	5.2	11.5
Passing Touchdowns	0	2
TOTAL OFFENSE YARDS	133	305
Total offense plays	62	60
Average Gain Per Play	2.1	5.1
Fumbles: Number-Lost	2-1	2-1
Penalties: Number-Yards	4-38	6-56
PUNTS-YARDS	9-439	8-310
Average Yards Per Punt	48.8	38.8
Net Yards Per Punt	43.4	38.9
Inside 20	2	3
50+ Yards	4	0
Touchbacks	2	0
Fair catch	4	2
KICKOFF-YARDS	1-64	4-260
Average Yards Per Kickoff	64.0	65.0
Net Yards Per Kickoff	40	40
Touchbacks	0	4
Fair Catch Yards	24	0
Punt returns: Number-Yards-TD	2--1-0	2-8-0
Average Per Return	-0.5	4.0
Kickoff returns: Number-Yds-TD	0-0-0	0-0-0
Average Per Return	0.0	0.0
Interceptions: Number-Yds-TD	0-0-0	0-0-0
Fumble Returns: Number-Yds-TD	0-0-0	0-0-0
Miscellaneous Yards	0	0
Possession Time	26:34	33:26
1st Quarter	09:04	05:56
2nd Quarter	05:42	09:18
3rd Quarter	04:30	10:30
4th Quarter	07:18	07:42
Third-Down Conversions	2-16	4-13
Fourth-Down Conversions	1-3	0-0
Red-Zone Scores-Chances	0-0	1-1
Touchdowns	0-0	0-1
Field goals	0-0	1-1
Sacks By: Number-Yards	4-28	5-34
PAT Kicks	0-0	2-2
2Pts Conversions	0-0	0-0
Field Goals	0-1	1-1
Points off Turnover	0	0

SCORING SUMMARY

TM	QTR	TIME	PLAY	PI-Yds	TOP	SCORE
CSU	2nd	3:34	J.Ross-Simmons 21 yd pass from C.Millen (M.Boyle kick)	5-75	2:22	0-7
CSU	3rd	0:06	M.Boyle 23 yd FG	6-13	2:49	0-10
CSU	4th	6:04	T.Horton 41 yd pass from C.Millen (M.Boyle kick)	9-75	4:23	0-17


STATISTICS LEADERS

Colorado State

PASSING	C-A-I	Yds	TD	Long	Sack		
Clay Millen	19-24-0	214	2	41	3		
RUSHING	No.	Gain	Loss	Net	TD	LG	Avg.
Avery Morrow	22	69	7	62	0	11	2.8
Jaylen Thomas	2	12	0	12	0	7	6.0
Clay Millen	7	31	25	6	0	9	0.9
RECEIVING	TGT	No.	Yds	YAC	TD	LG	
Tory Horton	11	10	131	20	1	41	
J. Ross-Simmons	6	4	60	21	1	21	
Avery Morrow	3	3	15	1	0	12	

New Mexico

PASSING	C-A-I	Yds	TD	Long	Sack		
C.J. Montes	12-27-0	62	0	10	5		
RUSHING	No.	Gain	Loss	Net	TD	LG	Avg.
Christian Washington	18	92	4	88	0	14	4.9
Sherod White	4	13	1	12	0	9	3.0
Nate Jones	2	10	0	10	0	7	5.0
RECEIVING	TGT	No.	Yds	YAC	TD	LG	
Andrew Erickson	7	4	15	6	0	5	
Elijah Queen	7	3	22	7	0	10	
Luke Wysong	9	2	11	6	0	6	



THE PAST

OFFENSE

TOTAL YARDS

Season

1. 2013 (14 games)	6,591
2. 2017 (13 games)	6,402
3. 2014 (13 games)	6,252
4. 2016 (13 games)	6,012
5. 2003 (13 games)	5,706
6. 2015 (13 games)	5,536
7. 1996 (12 games)	5,507
8. 1997 (13 games)	5,496
9. 2002 (14 games)	5,440
10. 1990 (13 games)	5,250

Season, Per Game

1. 2017	492.5
2. 2014	480.9
3. 2013	470.8
4. 2016	462.5
5. 1996	458.9
6. 2003	438.9
7. 2019	437.4
8. 2015	425.8
9. 1994	424.0
10. 1997	422.8

Season, Per Play

1. 2014	7.09
2. 2016	6.68
3. 1997	6.64
4. 1996	6.57
5. 2017	6.55
6. 2003	6.34
7. 2013	6.27
8. 2019	6.24
9. 2015	5.98
10. 2005	5.96

Game

1. New Mexico, 2014	698
2. Toledo, 2019	694
3. Chattanooga, 1996	693
4. UC-Davis, 2014	676
5. Emporia State, 1967	657
6. Hawai'i, 2018	653
7. at Hawai'i, 2021	651
8. at New Mexico, 2013	649
9. Air Force, 2013	629
10. Boise State, 2013	629

Game, Per Play

1. Chattanooga, 1996	11.6
2. New Mexico, 2016	11.1
3. at Hawai'i, 2017	10.3
4. Wyoming, 2014	10.3
5. UC Davis, 2014	10.1
6. UTEP, 2013	9.4
7. Tulsa, 2014	9.3
8. vs. Idaho, 2016	9.1
9. vs. Fresno State, 2008	9.0
10. Nevada, 2013	8.9

Game, Fewest

1. at Iowa State, 1980	96
------------------------	----

TOTAL PLAYS

Season

1. 2013	1,051
2. 1990	1,018
3. 2017	977
4. 2002	973
5. 1977	937
6. 1983	931
7. 2015	926
8. 2021	911
9. 2003	900
2016	900

Season, Per Game

1. 1970 (878; 11 games)	79.8
2. 1990 (1,018; 13 games)	78.3
3. 1967 (782; 10 games)	78.2
4. 1977 (937; 12 games)	78.1
5. 1980 (855; 11 games)	77.7
6. 1978 (854; 11 games)	77.6
1983 (931; 12 games)	77.6
8. 1972 (849; 11 games)	77.2
9. 1986 (843; 11 games)	76.6
10. 1971 (840; 11 games)	76.4

Game

1. Boise State, 2013	109
2. UNLV, 1982	103
3. Utah, 1990	101
4. vs. Washington St., 2013	97
Fullerton State, 1984	97
6. at Utah, 1972	96
New Mexico, 1986	96
New Mexico, 1990	96
9. Boise State, 2017	95
10. Toledo, 2019	90

Game, Fewest

1. Air Force, 11/8/2001	43
-------------------------	----

POINTS SCORED

Season

1. 2013	507
2. 1997	477
3. 2016	459
4. 2014	441
5. 2017	434
6. 2002	418
7. 1994	400
8. 2015	385
9. 2003	381
10. 1996	380

Season, Per Game

1. 1997	36.7
2. 2013	36.2
3. 2016	35.3
4. 2014	33.9
5. 2017	33.4
6. 1994	33.3
7. 1989	31.8
8. 1996	31.7
9. 2000	30.3
10. 2002	29.9

Game

1. Emporia State, 1967	77
2. at UTEP, 1973	76
3. at New Mexico, 2013	66
Nevada, 1974	66
5. Savannah State, 2015	65
6. at San Diego State, 2016	63
7. Hawaii, 1997	63
8. Chattanooga, 1996	61
9. Wyoming, 1913	61
10. at Wyoming, 1922	60

Game, Half

1. UTEP, 1984 (49-7)	49 (2H)
2. Savannah State, 2015 (45-7)	45 (1H)
3. vs. Idaho, 2016 (43-41)	43 (2H)
4. San Diego State, 2016 (42-24)	42 (1H)
at San Jose State, 1997 (42-13)	42 (2H)
at UTEP, 1973 (42-17)	42 (1H)
Emporia State, 1967 (42-0)	42 (2H)

Game, Quarter

1. vs. Idaho, 2016	36 (4Q)
2. at San Jose State, 1997	34 (4Q)
3. New Mexico, 2014	30 (2Q)
4. Nine times (last: at Hawaii, 2021)	28

Halftime Lead

1. Northern Colorado, 2016 (38-0)	38
Savannah State, 2015 (45-7)	38
BYU, 2000 (38-0)	38
4. Five times (last: at UNLV, 2016 (35-0))	35

TOUCHDOWNS SCORED**Season**

1. 1997	64
2. 2013	63
3. 2016	61
4. 2014	58
5. 2017	56
6. 1994	51
7. 2002	50
1996	50
9. 2003	49
10. 1990	48
2015	48

Game

1. at UTEP, 1973	11
Emporia State, 1967	11
3. at San Diego State, 2016	9
Savannah State, 2015	9
at New Mexico, 2013	9
Hawaii, 1997	9
Nevada, 1974	9
Wyoming, 1913	9
9. Five times (Most recent: New Mexico, 2014)	8

FIRST DOWNS**Season**

1. 2017	331
2. 2013	321
3. 2015	301
4. 2014	299
5. 2016	292
6. 2002	278
7. 2003	277
1996	277
9. 1990	276
10. 2018	274

Season, Per Game

1. 2017	25.46
2. 2015	23.15
3. 1996	23.08
4. 2014	23.00
5. 2013	22.93
6. 2018	22.83
7. 1983	22.58
8. 2016	22.46
9. 1992	21.83
10. 1989	21.82

Game

1. Toledo, 2019	36
2. at New Mexico, 2013	35
Boise State, 2013	35
4. Boise State, 2017	33
Savannah State, 2015	33
Utah, 1992	33
Idaho, 1992	33
8. New Mexico, 2014	32
Air Force, 2013	32
Emporia State, 1967	32
Wyoming, 1984	32

Game, Fewest

1. Three times	4
----------------	---

THIRD DOWN CONVERSIONS**Season**

1. 2017	0.503 (92-183)
2. 2014	0.489 (85-174)
3. 1985	0.463 (76-164)
4. 2015	0.460 (86-187)
5. 1996	0.453 (68-150)
6. 2008	0.452 (80-177)
2003	0.452 (80-177)
8. 1986	0.443 (74-167)
9. 1992	0.439 (75-171)
10. 2002	0.433 (90-208)

FOURTH DOWN CONVERSIONS**Season** (Since 1991 - Min. 15 atts.)

1. 2002	0.722 (13-18)
2. 2006	0.688 (11-16)
3. 2003	0.667 (14-21)
4. 2000	0.600 (9-15)
2013	0.600 (15-25)
6. 2015	0.588 (10-17)
7. 1994	0.571 (8-14)
8. 2016	0.565 (13-23)
9. 2018	0.529 (9-17)
10. 2019	0.524 (11-21)

RUSHING YARDS

Season

1. 1992	2,881
2. 2002	2,880
3. 2013	2,861
4. 1997	2,845
5. 2016	2,831
6. 1990	2,827
7. 2017	2,603
8. 1978	2,580
9. 2015	2,571
10. 1989	2,541

Season, Per Game

1. 1992	240.1
2. 1978	234.5
3. 1989	231.0
4. 1967	226.2
5. 1997	218.8
6. 2016	217.8
7. 1990	217.5
8. 1976	217.4
9. 1963	216.5
10. 1996	208.8

Season, Per Attempt

1. 1997 (527 atts., 2,845 yds.)	5.40
2. 2016 (539 atts., 2,831 yds.)	5.25
3. 1996 (494 atts., 2,505 yds.)	5.07
4. 1992 (571 atts., 2,881 yds.)	5.05
5. 2017 (518 atts., 2,603 yds.)	5.03
6. 2013 (571 atts., 2,861 yds.)	5.01
7. 2015 (534 atts., 2,571 yds.)	4.81
8. 2014 (435 atts., 2,071 yds.)	4.76
9. 1950 (387 atts., 1,829 yds.)	4.73
10. 2001 (504 atts., 2,340 yds.)	4.64

Game

1. Emporia State, 1967	522
2. UTEP, 1978	475
3. Chattanooga, 1996	462
4. at Utah, 1989	449
5. at BYU, 2001	440
6. West Virginia, 1978	426
7. at New Mexico State, 1949	422
8. New Mexico, 2016	412
9. South Dakota State, 1965	402
10. at South Dakota State, 1996	385

RUSHING ATTEMPTS

Season

1. 1990	697
2. 1977	694
3. 1972	670
4. 2002	622
5. 1971	618
6. 2013	571
1992	571
8. 2003	543
9. 2016	539
10. 2015	534

Season, Per Game

1. 1972 (670; 11 games)	60.9
2. 1977 (694; 12 games)	57.8
3. 1967 (571; 10 games)	57.1
4. 1971 (618; 11 games)	56.2
5. 1978 (613; 11 games)	55.7
6. 1976 (592; 11 games)	53.8
7. 1990 (697; 13 games)	53.6
8. 1989 (561; 11 games)	51.0
1955 (510; 10 games)	51.0
10. 1970 (554; 11 games)	50.4

Game

1. West Texas State, 1971	81
2. Utah, 1990	76
3. at Wichita State, 1968	75
4. Utah State, 1977	74
at Oregon State, 1975	74
Wichita State, 1967	74

RUSHING TOUCHDOWNS

Season

1. 2013	37
1990	37
3. 2002	32
1997	32
1996	32
6. 1989	31
7. 2016	30
8. 1994	29
9. 2017	26
1966	26

Game

1. Emporia State, 1967	9
2. at New Mexico, 2013	6
at Utah, 1989	6
UTEP, 1974	6
South Dakota State, 1965	6
6. Multiple Times (Most recent: New Mexico, 2016)	5

PASSING YARDS

Season

1. 2014	4,181
2. 2017	3,799
3. 2013	3,730
4. 2019	3,663
5. 2018	3,659
6. 2005	3,436
7. 1983	3,373
8. 2008	3,227
9. 2003	3,226
10. 1987	3,206

Season, Per Game

1. 2014 (13 games)	321.6
2. 1983 (12 games)	306.6
3. 2019 (12 games)	305.2
4. 2018 (12 games)	304.9
5. 2017 (13 games)	292.2
6. 2005 (12 games)	286.3
7. 1987 (12 games)	267.2
8. 2013 (14 games)	266.4
9. 1974 (11 games)	261.8
10. 2004 (11 games)	261.3

Season, Per Attempt

1. 2014 (447 atts., 4,181 yds.)	9.4
2. 2003 (357 atts., 3,226 yds.)	9.0
3. 2016 (361 atts., 3,181 yds.)	8.8
1997 (301 atts., 2,651 yds.)	8.8
5. 1996 (344 atts., 2,942 yds.)	8.6

Game

1. Hawaii, 2018	537
2. at Hawaii, 2021	527
3. UC Davis, 2014	452
4. at Hawaii, 1987	449
5. vs. Idaho, 2016	445
6. at Boise State, 2014	434
New Mexico, 1983	434
8. vs. Navy, 2005	431
Northern Colorado, 1983	431
10. at New Mexico, 2019	420

PASSES ATTEMPTED**Season**

1. 2018	502
2. 2013	480
3. 2017	459
4. 2014	447
5. 2019	446
6. 1983	444
7. 2008	427
8. 1987	418
9. 1980	413
10. 1982	413

Season, Per Game

1. 2018 (502 atts; 12 games)	41.8
2. 1980 (413 atts; 11 games)	37.5
3. 1982 (412 atts; 11 games)	37.4
4. 2019 (446 atts; 12 games)	37.2
5. 1983 (444 atts; 12 games)	37.0
6. 1988 (397 atts; 11 games)	36.1
7. 1984 (394 atts; 11 games)	35.8
8. 2017 (459 atts; 13 games)	35.3
9. 1987 (418 atts; 12 games)	34.8
10. 2014 (447 atts; 13 games)	34.4

Game

1. at Boise State, 2014	58
UNLV, 1982	58
3. at BYU, 1980	55
4. Toledo, 9/21/2019	54
Wyoming, 2018	54
at Tulsa, 1988	54
7. Boise State, 2013	53
8. vs. Marshall, 2017	52
at Colorado, 1995	52
West Virginia, 1980	52

PASSES COMPLETED**Season**

1. 2018	303
2. 2013	298
3. 2014	286
4. 2017	284
5. 2019	280
1983	280
7. 2008	256
8. 2010	253
9. 2005	248
10. 1987	240

Season, Per Game

1. 2018 (303 comp; 12 games)	25.3
2. 2019 (280 comp; 12 games)	23.3
1983 (280 comp; 12 games)	23.3
4. 2014 (286 comp; 13 games)	22.0
5. 2017 (284 comp; 13 games)	21.8
6. 2013 (298 comp; 14 games)	21.3
7. 2010 (253 comp; 12 games)	21.1
8. 2005 (248 comp; 12 games)	20.7
9. 1987 (240 comp; 12 games)	20.0
10. 2021 (237 comp; 12 games)	19.8

Game

1. Boise State, 2013	36
2. Hawaii, 2018	34
Wyoming, 2018	34
4. South Dakota State, 2021	33
Northern Colorado, 1983	33
6. Toledo, 9/21/2019	32
Arkansas, 2018	32
West Virginia, 1980	32
9. 10 Times; last: vs. Colorado, 8/30/2019	31

COMPLETION PERCENTAGE**Season**

1. 2010	.644 (253-393)
2. 2014	.640 (286-447)
3. 1997	.631 (190-301)
4. 1983	.6306 (280-444)
5. 2022	.6304 (203-322)
6. 2019	.628 (280-446)
7. 2007	.622 (197-317)
8. 2013	.621 (298-480)
9. 2017	.619 (284-459)
10. 2005	.617 (248-402)

Game (Since 2000 - Min. 15 atts.)

1. vs. Colorado, 2006	.870 (20-23)
2. at New Mexico, 2011	.846 (22-26)
3. Wyoming, 2014	.833 (20-24)
4. San Jose State, 2021	.826 (19-23)
5. UNLV, 2006	.821 (23-28)
6. at Hawaii, 2017	.818 (18-22)
7. San Jose State, 2017	.813 (26-32)
Georgia Southern, 2007	.813 (13-16)
9. Idaho, 2010	.806 (29-36)
10. at Michigan, 2022	.800 (16-20)

INTERCEPTIONS THROWN

Season

1.	1972 (11 games)	26
2.	1981 (12 games)	25
	1956 (10 games)	25
4.	1988 (11 games)	24
	1974 (11 games)	24
6.	1982 (11 games)	23
7.	1983 (12 games)	20
	1962 (10 games)	20
9.	1973 (11 games)	19
	1995 (12 games)	19
	1968 (10 games)	19
	1961 (10 games)	19

Game (Since 2000)

1.	vs. Boston College, 2003	5
2.	Air Force, 2007	4
	at TCU, 2005	4
	at Colorado, 2005	4
	at USC, 2004	4
	vs. Colorado, 2001	4
7.	Multiple times (last vs. San Diego St., 2019)	3

INTERCEPTION AVOIDANCE

Season (Min. 300 atts.)

1.	2014 (447 atts.; 7 INT)	0.016
2.	2016 (361 atts.; 7 INT)	0.019
3.	2017 (459 atts.; 10 INT)	0.022
4.	2013 (480 atts.; 11 INT)	0.023
5.	2019 (446 atts.; 11 INT)	0.025
6.	2021 (396 atts., 11 INT)	0.027
7.	1997 (301 atts.; 9 INT)	0.030
8.	2018 (502 atts.; 16 INT)	0.032
9.	1998 (366 atts.; 12 INT)	0.033
	2010 (393 atts.; 13 INT)	0.033

TOUCHDOWN PASSES

Season

1.	2014	34
2.	2016	29
	2017	29
4.	2018	26
5.	2005	25
6.	2015	24
	2013	24
	1997	24
9.	1974	23
10.	2003	22

Game

1.	Nevada, 1974	7
2.	at Hawaii, 2021	5
	Hawai'i, 2018	5
	vs. Idaho, 2016	5
	at San Diego State, 2016	5
	Savannah State, 2015	5
	Wyoming, 2014	5
	at Air Force, 2000	5
	at Arizona, 1977	5

DEFENSE

TOTAL DEFENSE

Season, Fewest Yards

1.	1950 (9 games)	2,223
2.	1955 (10 games)	2,362
3.	1958 (10 games)	2,383
4.	1951 (10 games)	2,451
5.	1967 (10 games)	2,735

Season, Most Yards

1.	2013 (14 games)	5,828
2.	2017 (13 games)	5,611
3.	1985 (12 games)	5,589
4.	2014 (13 games)	5,525
5.	1996 (12 games)	5,501

Season, Fewest Plays

1.	1950 (9 games)	556
2.	1955 (10 games)	616
3.	1966 (10 games)	636
4.	1956 (10 games)	653
5.	1964 (11 games)	654

Season, Fewest Yards Per Play

1.	1951 (10 games)	3.7
2.	1976 (11 games)	3.8
3.	1955 (10 games)	3.8
4.	1950 (9 games)	4.0
5.	1967 (10 games)	4.1

Game, Fewest Yards

1.	Colorado College, 1948	46
2.	New Mexico, 2021	69
3.	Weber State, 2006	86
4.	Wichita State, 1976	102
5.	Wyoming, 1958	125

Game, Fewest Plays

1.	at Utah State, 1962	38
2.	Colorado College, 1948	41
3.	Northern Colorado, 2011	43
4.	at Florida, 2018	44
5.	at BYU, 1961	46

Game, Fewest Yards Per Play

1.	at New Mexico, 2021	1.2
2.	Wichita State, 1976	1.6
3.	Weber State, 2006	1.8
	Arizona State, 1977	1.8
5.	New Mexico, 2022	2.1
6.	Utah State, 1994	2.3
	UTEP, 1994	2.3
	New Mexico, 1977	2.3

SCORING DEFENSE

Season, Fewest (Since 1950)

1.	1955 (10 games)	108
2.	1958 (10 games)	110
3.	1952 (10 games)	137
4.	1950 (9 games)	141
5.	1959 (10 games)	147

Season, Lowest Average (Since 1950)

1. 1955 (10 games)	10.8
2. 1958 (10 games)	11.0
3. 1952 (10 games)	13.7
4. 1959 (10 games)	14.7
5. 1967 (10 games)	14.9

Season, Most (Since 1950)

1. 1981 (12 games)	502
2. 2018 (12 games)	441
3. 2013 (14 games)	417
4. 2010 (12 games)	416
5. 1972 (11 games)	416

Season, Highest Average (Since 1950)

1. 1981 (12 games)	41.8
2. 1972 (11 games)	37.5
3. 2018 (12 games)	36.8
4. 2010 (12 games)	34.7
5. 1991 (11 games)	34.1

RUSHING DEFENSE**Season, Fewest Carries** (Since 1950)

1. 1966 (10 games)	365
2. 1965 (10 games)	384
3. 1950 (9 games)	387
4. 1967 (10 games)	402
5. 1993 (11 games)	430

Season, Fewest Yards (Since 1950)

1. 1959 (10 games)	734
2. 1967 (10 games)	1,231
3. 1966 (10 games)	1,256
4. 1950 (9 games)	1,291
5. 1986 (10 games)	1,395

Game, Fewest Carries

1. Northern Colorado, 1983	13
2. Montana State, 1990	16
BYU, 2000	16
4. Utah State, 2014	19
at San Diego State, 2002	19

Game, Fewest Yards

1. Weber State, 2006	-38
2. vs. Washington State, 2013	-10
3. vs. UTSA, 2016	-1
4. New Mexico State, 1982	0
5. Pacific, 1964	1
6. Wichita State, 1976	3
7. vs. Oregon, 1990	7
8. San Diego State, 1983	9

PASSING DEFENSE**Season, Fewest Yards**

1. 1955 (10 games)	617
2. 1951 (10 games)	788
3. 1952 (10 games)	810
4. 1958 (10 games)	847
5. 1954 (10 games)	897

Game, Fewest Yards

1. Utah State, 1949	-6
2. at Air Force, 2022	0
at Rice, 1998	0
Air Force, 1988	0
Wichita State, 1967	0
at BYU, 1963	0
7. West Texas State, 1971	7
8. at Air Force, 1981	8
9. at New Mexico, 1962	9

Season, Lowest Completion Percentage

1. 1967 (10 games)	37.0
2. 1952 (10 games)	38.3
3. 1958 (10 games)	39.0
4. 1971 (11 games)	41.0
5. 1969 (10 games)	41.0

INTERCEPTIONS**Season**

1. 1990	25
2. 1977	23
3. 1978	22
4. 1965	21
1989	21

Game

1. West Virginia, 1978	6
2. at New Mexico, 2001	5
Fullerton State, 1989	5
at Utah, 1989	5
Wyoming, 1986	5
at Arizona, 1977	5
at Air Force, 1966	5
8. Multiple times (last at Wyoming, 2001)	4

INTERCEPTION RETURNS**Season**

1. 1997 (13 games)	346
2. 1993 (11 games)	296
1995 (12 games)	296
4. 1965 (10 games)	275
5. 2000 (12 games)	260

Season, Per Return

1. 2007 (12 games)	26.0
2. 1993 (11 games)	24.7
3. 2012 (12 games)	23.6
4. 2009 (12 games)	20.6
5. 2000 (12 games)	20.0

Game (Since 2000)

1. at UNLV, 2007	147
2. Wyoming, 2000	129
3. Hawaii, 2012	116
4. at New Mexico, 2011	102
5. at New Mexico, 2009	97

Season, Returned for Touchdown

1. 1997 (13 games)	4
2. Eight times (last: 2012)	3

PASSES DEFENDED

Season (Since 1967)

1.	1994 (12 games)	94
2.	1967 (10 games)	91
3.	1996 (12 games)	82
4.	1980 (11 games)	78
5.	1977 (12 games)	71
	1995 (12 games)	71

SACKS

Season

1.	1982 (11 games)	44
2.	1987 (12 games)	40
3.	2021 (12 games)	39
4.	1997 (13 games)	38
5.	1994 (12 games)	36
6.	1988 (11 games)	33
	1991 (11 games)	33
	1995 (12 games)	33
	1998 (12 games)	33
	1999 (12 games)	33

Game

1.	at New Mexico, 2011	9
	vs. Colorado, 1999	9
3.	at Utah State, 2021	8
	Utah State, 1994	8
	at Wyoming, 1991	8
	at UTEP, 1989	8
7.	Seven Times; last: Western Illinois, 2019	7

SACKS, YARDS

Season (Since 1984)

1.	2021 (12 games)	257
	1988 (11 games)	257
3.	1987 (12 games)	253
4.	1990 (13 games)	252
5.	1994 (12 games)	230

TACKLES FOR LOSS

Season (Since 1974)

1.	1977 (12 games)	110
2.	2003 (13 games)	100
3.	1976 (11 games)	97
4.	2015 (13 games)	94
5.	1994 (12 games)	93

Game (Since 2000)

1.	Savannah State, 2015	16
2.	at Utah State, 2021	13
	at Utah State, 2017	13
	at New Mexico, 2011	13
5.	Five times (last: Middle Tennessee, 2022)	12

TACKLES FOR LOSS, YARDS

Season (Since 1974)

1.	1976 (11 games)	566
2.	1978 (11 games)	459
3.	1994 (12 games)	443
4.	1999 (12 games)	434
5.	1977 (12 games)	430

SPECIAL TEAMS

PUNTS

Season

1.	1979 (12 games)	86
2.	1968 (10 games)	84
3.	1964 (11 games)	79
	1981 (12 games)	79
5.	1975 (11 games)	75
6.	1976 (11 games)	72
	1977 (12 games)	72
	1982 (11 games)	72
9.	1972 (11 games)	71
10.	Five times (last: 2013; 14 games)	70

Season, Per Game

1.	1968 (84; 10 games)	8.4
2.	1964 (79; 11 games)	7.2
	1979 (86; 12 games)	7.2
4.	1952 (70; 10 games)	7.0
5.	1975 (75; 11 games)	6.8

Game

1.	at Arizona State, 11/17/1984	11
----	------------------------------	----

PUNTING YARDS

Season

1.	1979 (12 games)	3,572
2.	1976 (11 games)	3,323
3.	2018 (12 games)	3,140
4.	1968 (10 games)	3,116
5.	1977 (12 games)	3,097
6.	1981 (12 games)	3,044
7.	2021 (12 games)	2,995
8.	1982 (11 games)	2,980
9.	1973 (11 games)	2,892
10.	1964 (11 games)	2,890

Season, Gross Yards Per Punt

1.	2021 (2,995 yds., 60 punts)	49.9
2.	2018 (3,140 yds., 66 punts)	47.6
3.	2019 (2,274 yds., 49 punts)	46.4
4.	1976 (3,323 yds., 72 punts)	46.2
5.	2015 (2,393 yds., 53 punts)	45.2
6.	1998 (2,331 yds., 52 punts)	44.8
7.	2012 (2,764 yds., 62 punts)	44.6
8.	2005 (2,400 yds., 54 punts)	44.4
9.	2016 (2,469 yds., 56 punts)	44.1
10.	2017 (2,111 yds., 48 punts)	44.0

Season, Net Yards Per Punt (Since 1998)

1.	2019 (2,274 yds, 49 punts)	42.4
2.	2015 (2,393 yds, 53 punts)	42.0
3.	2021 (2,995 yds, 60 punts)	41.6
4.	2016 (2,469 yds, 56 punts)	40.6
5.	2003 (2,107 yds, 50 punts)	38.9

Game (Since 2000)

1.	San Diego State, 2001	461
2.	Minnesota, 2015	446
3.	vs. New Mexico, 2022	439
	vs. Colorado, 2018	439
5.	Boise State, 2011	425
6.	at Wyoming, 2010	424

PUNT RETURN YARDS**Season**

1. 1949 (10 games)	777
2. 2000 (12 games)	720
3. 1999 (12 games)	588
4. 1997 (13 games)	583
5. 1995 (12 games)	562

Season, Per Return

1. 1997 (13 games)	17.7
2. 1949 (10 games)	16.2
3. 2000 (12 games)	15.7
4. 1995 (12 games)	15.6
5. 1999 (12 games)	15.5

Game

1. Utah, 10/28/1999	214
---------------------	-----

PUNTS RETURNED**Season**

1. 1994 (12 games)	47
2. 2000 (12 games)	46
3. 2001 (12 games)	41
4. 2003 (13 games)	39
5. 1977 (12 games)	38
1999 (12 games)	38

Game

1. New Mexico, 10/20/1990	10
---------------------------	----

PUNTS RETURNS FOR TD**Season**

1. 1997 (13 games)	3
1995 (12 games)	3
3. 2015 (13 games)	2
2006 (12 games)	2
2001 (12 games)	2
1999 (12 games)	2
1978 (11 games)	2
1971 (11 games)	2

Game

1. Utah, 10/28/1999	2
---------------------	---

KICKOFFS RETURNED**Season**

1. 2010 (12 games)	61
2. 2009 (12 games)	58
3. 2007 (12 games)	57
4. 2011 (12 games)	52
1972 (12 games)	52

Game

1. at Minnesota (9/10/2005)	10
-----------------------------	----

KICKOFF RETURN YARDS**Season**

1. 2010 (12 games)	1,482
2. 2009 (12 games)	1,335
3. 2007 (12 games)	1,314
4. 2011 (12 games)	1,251
1972 (12 games)	1,178

Season, Per Return

1. 2001 (12 games)	25.9
2. 2021 (12 games)	25.6
3. 2015 (13 games)	25.1
4. 2019 (12 games)	24.6
5. 2010 (12 games)	24.3

Game

1. at Air Force, 10/9/2010	263
----------------------------	-----

FIELD GOALS**Season**

1. 2021 (12 games)	25
2. 2002 (14 games)	24
3. 1998 (12 games)	22
4. 2013 (14 games)	21
5. 1986 (11 games)	19
6. 1980 (11 games)	16
7. 2008 (13 games)	16
8. 2010 (12 games)	16
9. 2007 (12 games)	16
10. 2015 (13 games)	16

Season, Conversion Percentage (Min. 15 atts)

1. 2008 (13 games)	0.889 (16-18)
2. 2013 (14 games)	0.875 (21-24)
3. 2017 (13 games)	0.833 (15-18)
4. 2004 (11 games)	0.824 (14-17)
5. 2007 (12 games)	0.800 (16-20)

Game

1. San Jose State, 2021	6
2. at Toledo, 2021	5
at New Mexico, 2021	5
at Virginia, 2002	5
West Virginia, 1978	5
6. 11 times; last vs. Boise State, 2021	4

MISCELLANEOUS

FORCED FUMBLES

Season

1. 1977	50
2. 1974	48
3. 1976	41
4. 1973	39
5. 1965	37

Game

1. at Denver, 1947	9
at Utah, 1947	9
Utah State, 1949	9
4. at Wyoming, 1977	8
Wyoming, 1970	8
6. Multiple times; last: Wyoming, 2000	7

FUMBLES LOST

Season, Most

1. 1977 (12 games)	28
2. 1976 (11 games)	27
3. 1956 (10 games)	26
1971 (11 games)	26
5. 1978 (11 games)	24

Season, Fewest

1. 2009 (12 games)	3
2. 1997 (13 games)	4
2008 (13 games)	4
4. 2006 (12 games)	6
2017 (13 games)	6
2018 (12 games)	6

Game (Since 2000)

1. at Wyoming, 2001	4
Utah, 2003	4
Savannah State, 2015	4
4. Seven times (last vs. Nevada, 2021)	3

PENALTIES

Season, Most Per Game

1. 1978 (195; 11 games)	9.5
2. 1983 (107; 12 games)	8.9
3. 1967 (88; 10 games)	8.8
4. 1977 (102; 12 games)	8.5
1993 (93; 11 games)	8.5

Season, Fewest Per Game

1. 2002 (51; 14 games)	3.6
2. 2000 (46; 12 games)	3.8
3. 1955 (42; 10 games)	4.2
4. 2004 (48; 11 games)	4.4
5. 2010 (54; 12 games)	4.5

Game (Since 2002)

1. at Nevada, 2022	14
2. at San Jose State, 2022	13
3. at Hawaii, 2013	12
at Utah State, 2015	12
Hawaii, 2018	12
6. Nine times (last vs. Vanderbilt, 2021)	11

PENALTY YARDS

Season, Most Per Game

1. 1978 (1,104 yds; 11 games)	92.2
2. 1967 (846 yds; 10 games)	84.6
3. 1975 (921 yds; 11 games)	83.7
4. 1977 (987 yds; 12 games)	82.3
5. 1982 (879 yds; 11 games)	79.9

Season, Fewest Per Game

1. 1960 (250 yds; 10 games)	25.0
2. 1962 (272 yds; 10 games)	27.2
3. 2000 (395 yds; 12 games)	32.9
4. 1955 (334 yds; 10 games)	33.4
5. 2002 (479 yds; 14 games)	34.2

Game (Since 2002)

1. at Nevada, 2022	136
2. UNLV, 2019	129
3. Cal Poly, 2013	123
4. at Colorado, 2017	120
Hawaii, 2018	120
6. at New Mexico, 2019	117

TURNOVER MARGIN

Season

1. 1997 (13 games)	+26
2. 1965 (10 games)	+19
3. 1990 (13 games)	+16
1966 (10 games)	+16
5. 1989 (11 games)	+13
6. 1977 (12 games)	+9
1964 (11 games)	+9
8. 1998 (12 games)	+7
1993 (11 games)	+7
1969 (10 games)	+7

TIME OF POSSESSION

Season

1. 2017	31:56
2. 2008	31:55
3. 1983	31:54
4. 1992	31:15
5. 1990	31:13
6. 2018	31:06
7. 2013	30:50
8. 2003	30:48
9. 2006	30:39
10. 2002	30:30

PASSING

PASS ATTEMPTS

Career

1. Garrett Grayson, 2011-14	1,113
2. Nick Stevens, 2014-17	1,032
3. Kelly Stouffer, 1984-86	1,015
4. Terry Nugent, 1980-83	1,009
5. Anthony Hill, 1991-94	847
6. Moses Moreno, 1994-97	835
7. Caleb Hanie, 2004-07	811
8. Bradlee Van Pelt, 2001-03	792
9. Matt Newton, 1997-00	762
10. Scooter Molander, 1987-88	754

Season

1. Garrett Grayson, 2013	479
2. Nick Stevens, 2017	459
3. Terry Nugent, 1983	433
4. Garrett Grayson, 2014	420
5. Scooter Molander, 1987	407
6. Steve Fairchild, 1980	392
7. Pete Thomas, 2010	391
8. Terry Nugent, 1982	382
9. Todd Centeio, 2021	380
10. Billy Farris, 2008	379

Game

1. Garrett Grayson, at Boise State (9/6/2014)	58
Terry Nugent, UNLV (11/6/1982)	58
3. Collin Hill, Wyoming (10/26/2018)	54
4. Garrett Grayson, Boise State (11/2/2013)	53
5. Patrick O'Brien, Toledo (9/21/2019)	52
Steve Fairchild, West Virginia (9/13/1980)	52
Nick Stevens, vs. Marshall (12/16/2017)	52
8. Garrett Grayson, vs. Washington State (12/21/2013)	51
Grant Stucker at BYU (9/26/2009)	51
10. K.J. Carta-Samuels, Hawaii (8/25/2018)	50
Steve Fairchild, at Arizona (9/20/1980)	50

PASS COMPLETIONS

Career

1. Garrett Grayson, 2011-14	688
2. Nick Stevens, 2014-17	639
3. Kelly Stouffer, 1984-86	577
4. Terry Nugent, 1980-83	569
5. Caleb Hanie, 2004-07	495
6. Moses Moreno, 1994-97	480
7. Matt Newton, 1997-00	443
8. Bradlee Van Pelt, 2001-03	429
9. Justin Holland, 2002-05	426
10. Anthony Hill, 1991-94	421

Season

1. Garrett Grayson, 2013	297
2. Nick Stevens, 2017	284
3. Terry Nugent, 1983	275
4. Garrett Grayson, 2014	270
5. Pete Thomas, 2010	253
6. Scooter Molander, 1987	237
7. Justin Holland, 2005	235
8. Billy Farris, 2008	233
9. Todd Centeio, 2021	229
10. Matt Newton, 1999	213

Game

1. Garrett Grayson, Boise State (11/2/2013)	36
2. Collin Hill, Wyoming (10/26/2018)	34
K.J. Carta-Samuels, Hawaii (8/25/2018)	34
4. Patrick O'Brien, Toledo (9/21/2019)	32
K.J. Carta-Samuels, Arkansas (9/8/2018)	32
6. Garrett Grayson, at Boise State (9/6/2014)	31
Garrett Grayson, vs. Washington St. (12/21/2013)	31
Grant Stucker, at BYU (9/26/2009)	31
Moses Moreno, Air Force (11/2/1996)	31
Scooter Molander, at Hawaii (11/7/1987)	31

PASSING YARDS

Career

1. Garrett Grayson, 2011-14	9,191
2. Nick Stevens, 2014-17	8,550
3. Kelly Stouffer, 1984-86	7,142
4. Terry Nugent, 1980-83	7,103
5. Moses Moreno, 1994-97	6,986
6. Caleb Hanie, 2004-07	6,337
7. Anthony Hill, 1991-94	6,309
8. Bradlee Van Pelt, 2001-03	6,271
9. Justin Holland, 2002-05	5,668
10. Matt Newton, 1997-00	5,634

Season

1. Garrett Grayson, 2014	4,006
2. Nick Stevens, 2017	3,799
3. Garrett Grayson, 2013	3,696
4. Terry Nugent, 1983	3,319
5. Justin Holland, 2005	3,185
6. Scooter Molander, 1987	3,168
7. Todd Centeio, 2021	2,960
8. Billy Farris, 2008	2,934
9. Moses Moreno, 1996	2,921
10. Bradlee Van Pelt, 2003	2,845

Game

1. K.J. Carta-Samuels, Hawaii (8/25/2018)	537
2. Todd Centeio, at Hawaii (11/20/2021)	527
3. Scooter Molander, at Hawaii (11/7/1987)	449
4. Nick Stevens, vs. Idaho (12/22/2016)	445
5. Garrett Grayson, Boise State (9/6/2014)	434
Terry Nugent, New Mexico (10/29/1983)	434
7. Garrett Grayson, UC-Davis (9/13/2014)	425
8. Patrick O'Brien, Toledo (9/21/2019)	420
9. Justin Holland, Wyoming (10/22/2005)	419
10. Terry Nugent, Northern Colorado (11/5/1983)	418

By Class, Season

Season	Player	Yards	Year
Freshman	Pete Thomas	2,662	2010
Sophomore	Nick Stevens	2,679	2015
Junior	Garrett Grayson	3,696	2013
Senior	Garrett Grayson	4,006	2014

COMPLETION PERCENTAGE

Career (Min. 400 atts.)

1. Pete Thomas, 2010-11	.635 (414-652)
2. Justin Holland, 2002-05	.626 (426-681)
3. Nick Stevens, 2014-17	.619 (639-1032)
4. Garrett Grayson, 2011-14	.618 (688-1,113)
5. Caleb Hanie, 2004-07	.610 (495-811)
6. Patrick O'Brien, 2019-20	.6077 (254-418)
7. Collin Hill, 2016-19	.6074 (263-433)
8. Billy Farris, 2005-08	.605 (253-418)
9. Kevin Verdugo, 1989-91	.587 (286-487)
10. Todd Centeio, 2020-21	.584 (243-416)

Season (Min. 150 atts.)

1. Clay Millen, 2022	.722 (169-234)
2. Pete Thomas, 2010	.647 (253-391)
3. Garrett Grayson, 2014	.643 (270-420)
4. Nick Stevens, 2016	.642 (129-201)
5. Caleb Hanie, 2007	.642 (188-293)
6. Justin Holland, 2005	.637 (235-369)
7. Terry Nugent, 1983	.635 (275-433)
8. Moses Moreno, 1997	.623 (175-281)
9. Garrett Grayson, 2013	.620 (297-479)
10. Nick Stevens, 2017	.619 (284-459)

Game (Min. 15 atts.)

1. Caleb Hanie, Colorado (9/9/2006)	.870 (20-23)
2. Garrett Grayson, Wyoming (10/25/2014)	.857 (18-21)
3. Pete Thomas, at New Mexico (9/3/2011)	.846 (22-26)
4. Todd Centeio, San Jose St. (10/9/2021)	.826 (19-23)
Moses Moreno, San Jose St. (10/19/1996)	.826 (19-23)
6. Caleb Hanie, UNLV (10/07/2006)	.821 (23-28)
7. Terry Nugent, at UTEP (10/22/1983)	.819 (14-18)
8. Conner Smith, at San Diego St. (10/13/2012)	.818 (18-22)
Nick Stevens, at Hawai'i (9/30/2017)	.818 (18-22)
10. Caleb Hanie, Georgia Southern (11/17/2007)	.813 (13-16)
Nick Stevens, San Jose State (11/18/2017)	.813 (26-32)

TOUCHDOWN PASSES

Career

1. Nick Stevens, 2014-17	70
2. Garrett Grayson, 2011-14	64
3. Moses Moreno, 1994-97	51
4. Matt Newton, 1998-00	42
5. Terry Nugent, 1980-83	40
6. Caleb Hanie, 2004-07	39
Anthony Hill, 1991-94	39
8. Bradlee Van Pelt, 2001-03	38
9. Justin Holland, 2002-05	36
Kelly Stouffer, 1984-86	36

Season

1. Garrett Grayson, 2014	32
2. Nick Stevens, 2017	29
3. Garrett Grayson, 2013	23
Justin Holland, 2005	23
5. Moses Moreno, 1997	22
6. Nick Stevens, 2015	21
7. Matt Newton, 2000	20
8. K.J. Carta-Samuels, 2018	19
Nick Stevens, 2016	19
Billy Farris, 2008	19
Bradlee Van Pelt, 2003	19
Mark Driscoll, 1974	19

Game

1. Mark Driscoll, Nevada (10/19/1974)	6
2. Todd Centeio, at Hawaii (11/20/2021)	5
K.J. Carta-Samuels, Hawaii (8/25/2018)	5
Nick Stevens, vs. Idaho (12/22/2016)	5
Nick Stevens, Savannah State (9/5/2015)	5
Garrett Grayson, Wyoming (10/25/2014)	5
Matt Newton, at Air Force (11/11/2000)	5
Dan Graham, at Arizona (11/5/1977)	5

LONGEST PASS

1. D. Graham to R. Harris, Northern Colorado (9/24/1977)	94
2. P. O'Brien to W. Jackson, at New Mexico (10/11/2019)	87
K. Verdugo to G. Primus, UTEP (9/22/1990)	87
3. B. Van Pelt to D. Anderson, Miami (OH) (9/20/2003)	86
4. B. Van Pelt to J. Dreesen, at California (9/06/2003)	85
M. Moreno to G. Turner, at Oregon (9/14/1996)	85
M. Moreno to P. Turner, UTEP (11/04/1995)	85
7. C. Hanie to D. Morton, at UNLV (10/20/2007)	83
C. Hanie to D. Morton, at Air Force (10/12/2006)	83
9. J. Holland to D. Anderson, Wyoming (10/22/2005)	82
10. B. Van Pelt to J. Cuppari, at San Diego St. (11/16/2002)	80
M. Moreno to J. Calhoun, Chattanooga (8/31/1996)	80
S. Molander to T. Branch, at BYU (10/8/1988)	80
J. Callahan to R. McClary, at Colorado (10/13/1956)	80

PASSER RATING

Career (Min. 300 att.)

1. Nick Stevens, 2014-17	148.7
2. Garrett Grayson, 2011-14	145.3
3. Justin Holland, 2002-05	140.5
4. Moses Moreno, 1994-97	140.3
5. Collin Hill, 2016-19	137.7
6. Patrick O'Brien, 2019-20	137.3
7. Caleb Hanie, 2004-07	134.2
8. Billy Farris, 2006-08	133.4
9. Kevin Verdugo, 1989-91	131.6
10. Matt Newton, 1997-00	130.8

Season (Min. 150 att.)

1. Nick Stevens, 2016	171.3
2. Garrett Grayson, 2014	166.2
3. Moses Moreno, 1997	155.3
4. Bradlee Van Pelt, 2003	153.4
5. Clay Millen, 2022	149.8
6. Justin Holland, 2005	148.6

CONSECUTIVITY

Attempts without an Interception

1. Garrett Grayson, 2014	213
2. Nick Stevens, 2017	145
3. Tom Thennell, 1981	140
4. Garrett Grayson, 2013	138
5. Todd Centeio, 2021	123

Completions

1. K.J. Carta-Samuels vs. Arkansas, 2018	14
Caleb Hanie vs. Colorado, 2006*	14
Justin Holland vs. Navy, 2005	14
4. Todd Centeio, San Jose State, 2021*	12
Nick Stevens at Hawaii, 2017	12
Justin Holland vs. New Mexico, 2005*	12
7. Clay Millen at Michigan, 2022	10
Clay Millen vs. Wyoming, 2022	10
Nick Stevens vs. SJSU, 2017	10
Garrett Grayson vs. New Mexico, 2014	10
Connor Smith, at SDSU, 2012	10

*Start of the game

RECEIVING

RECEPTIONS

Career

1. Rashard Higgins, 2013-15	239
2. David Anderson, 2002-05	223
3. Greg Primus, 1989-92	194
4. Jeff Champine, 1980-83	184
5. Michael Gallup, 2016-17	176
6. Johnny Walker, 2004-07	172
7. Trey McBride, 2018-21	164
8. Keli McGregor, 1981-84	153
9. Willie Miller, 1972-74	148
10. Pete Rebstock, 1998-01	143

Season

1. Michael Gallup, 2017	100
2. Preston Williams, 2018	96
Rashard Higgins, 2014	96
4. Trey McBride, 2021	90
5. David Anderson, 2005	86
6. Warren Jackson, 2019	77
7. Michael Gallup, 2016	76
8. Rashard Higgins, 2015	75
9. David Anderson, 2003	72
10. Tory Horton, 2022	71

Game

1. Jeff Champine, New Mexico (10/29/1983)	14
2. Trey McBride, South Dakota State (9/3/2021)	13
Michael Gallup, at Air Force (11/12/2016)	13
Michael Gallup, Nevada (10/14/2017)	13
5. Warren Jackson, Toledo (9/21/2019)	12
Preston Williams, at Air Force (11/22/2018)	12
Preston Williams, Arkansas (9/8/2018)	12
Rashard Higgins, at Air Force (11/28/2014)	12
David Anderson, at Colorado (9/3/2005)	12
David Anderson, BYU (10/2/2004)	12
Keli McGregor, Air Force (9/3/1983)	12
Jeff Champine, Northern Colorado (11/5/1983)	12
Jeff Champine, Mississippi State (10/10/1981)	12

RECEIVING YARDS

Career

1. Rashard Higgins, 2013-15	3,649
2. David Anderson, 2002-05	3,634
3. Greg Primus, 1989-92	3,263
4. Jeff Champine, 1980-83	2,811
5. Willie Miller, 1972-74	2,735
6. Michael Gallup, 2016-17	2,685
7. Johnny Walker, 2004-07	2,223
8. Pete Rebstock, 1998-01	2,185
9. Trey McBride, 2018-21	2,100
10. Paul Turner, 1993-97	2,060

Season

1. Rashard Higgins, 2014	1,750
2. Michael Gallup, 2017	1,413
3. Preston Williams, 2018	1,345
4. David Anderson, 2003	1,293
5. Michael Gallup, 2016	1,272
6. David Anderson, 2005	1,221
7. Willie Miller, 1974	1,193
8. Tory Horton, 2022	1,131
9. Trey McBride, 2021	1,121
10. Warren Jackson, 2019	1,119

Game

1. Olabisi Johnson, vs. Idaho (12/22/2016)	265
2. Michael Gallup, Nevada (10/14/2017)	263
3. Greg Primus, Hawaii (09/28/1991)	256
4. Preston Williams, at Air Force (11/22/2018)	248
5. David Anderson, BYU (10/2/2004)	232
6. Willie Miller, at Arizona State (11/23/1974)	230
7. Jeff Champine, Northern Colorado (11/5/1983)	219
8. Warren Jackson, at New Mexico (10/11/2019)	214
9. Michael Gallup, at Air Force (11/12/2016)	213
10. Michael Gallup, at Hawai'i (9/30/2017)	212

TOUCHDOWN RECEPTIONS

Career

1. Rashard Higgins, 2013-15	31
2. Jeff Champine, 1980-83	21
Michael Gallup, 2016-17	21
4. David Anderson, 2002-05	20
Kory Sperry, 2004-08	20
6. Paul Turner, 1993-97	19
7. Willie Miller, 1972-74	18
8. Mark R. Bell, 1975-78	17
Greg Primus, 1989-92	17
10. Dion Morton, 2006-09	15

Season

1. Rashard Higgins, 2014	17
2. Preston Williams, 2018	14
Michael Gallup, 2016	14
4. Dion Morton, 2008	10
Jeff Champine, 1981	10
Jeff Raikes, 1982	10
7. David Anderson, 2003	9
Paul Turner, 1995	9
Mark R. Bell, 1977	9
Willie Miller, 1974	9

Game

1. Rashard Higgins, Tulsa (10/4/2014)	4
2. Tory Horton, Middle Tennessee (9/10/2022)	3
Preston Williams, at Air Force (11/22/2018)	3
Michael Gallup, vs. Idaho (12/22/2016)	3
Michael Gallup, at San Diego State (11/26/2016)	3
Michael Gallup, Nevada (10/14/2017)	3
Rashard Higgins, UNLV (11/14/2015)	3
Willie Miller, Nevada (10/19/1974)	3
Kory Sperry, Colorado (9/1/2007)	3
Dustin Osborn, at Minnesota (9/10/2005)	3
Greg Primus, UTEP (10/10/92)	3
Cecil Stockdale, at Wyoming (9/29/1979)	3

RECEIVING AVERAGE

Career

1. Willie Miller, 1972-74	18.5
2. Todd Tyrrell, 1984-87	17.2
3. J.D. Brookhart, 1985-87	16.9
4. Greg Primus, 1989-92	16.8
5. Rashaun Greer, 2007-09	16.5
Paul Turner, 1993-97	16.5
7. David Anderson, 2002-05	16.3
8. Olabisi Johnson, 2015-18	16.2
9. Pete Rebstock, 1998-2001	15.3
Rashard Higgins, 2013-15	15.3
Michael Gallup, 2016-17	15.3
Jeff Champine, 1980-83	15.3

Season

1. Jeff Raikes, 1982	27.93 (30-838)
2. Willie Miller, 1974	22.51 (53-1,193)
3. Olabisi Johnson, 2016	21.89 (28-613)
4. J.D. Brookhart, 1986	21.52 (27-581)
5. Pete Rebstock, 2001	20.63 (30-619)
6. Joey Cuppari, 2002	19.97 (35-699)
7. Mark R. Bell, 1977	19.93 (40-797)
8. Darran Hall, 1997	19.84 (25-496)
9. Damon Morton, 2007	19.35 (40-774)
10. Mark R. Bell, 1978	19.13 (24-459)

100-YARD RECEIVING GAMES

Career

1. Rashard Higgins, 2013-15	18
2. David Anderson, 2001-05	16
3. Willie Miller, 1972-74	15
4. Michael Gallup, 2016-17	12
Greg Primus, 1989-92	12
6. Trey McBride, 2018-21	8
7. Jeff Champine, 1980-83	7
8. Dante Wright, 2019-21	6
Preston Williams, 2018	6
Johnny Walker, 2004-07	6
Pete Rebstock, 1998-2001	6
Geoff Turner, 1996-97	6
- Tory Horton, 2022-Pres.	5

Season

1. Rashard Higgins, 2014	10
2. Trey McBride, 2021	6
Preston Williams, 2018	6
Michael Gallup, 2017	6
Michael Gallup, 2016	6
Rashard Higgins, 2015	6
David Anderson, 2005	6
David Anderson, 2003	6
Willie Miller, 1974	6

RECEIVING BY CLASS

RECEPTIONS

Freshman

1. Rashard Higgins, 2013	68
2. Dante Wright, 2019	57
3. Johnny Walker, 2004	35
4. Xavier Williams, 2014	30
5. Paul Turner, 1993	28

Sophomore

1. Rashard Higgins, 2014	96
2. David Anderson, 2003	72
3. Jeff Champine, 1981	66
4. Greg Primus, 1991	56
5. Crockett Gillmore, 2011	45

Junior

1. Warren Jackson, 2019	77
2. Michael Gallup, 2016	76
3. Rashard Higgins, 2015	74
4. Tory Horton, 2022	71
5. Greg Primus, 1991	67

Senior

1. Michael Gallup, 2017	100
2. Preston Williams, 2018	96
3. Trey McBride, 2021	90
4. David Anderson, 2005	86
5. Jeff Champine, 1983	63

RECEIVING YARDS

Freshman

1. Rashard Higgins, 2013	837
2. Dante Wright, 2019	805
3. Johnny Walker, 2004	449
4. Paul Turner, 1993	435
5. Xavier Williams, 2014	430

Sophomore

1. Rashard Higgins, 2014	1,750
2. David Anderson, 2003	1,293
3. Greg Primus, 1991	1,008
4. Jeff Champine, 1981	882
5. Willie Miller, 1972	749

Junior

1. Michael Gallup, 2016	1,272
2. Tory Horton, 2022	1,131
3. Warren Jackson, 2019	1,119
4. Rashaun Greer, 2008	1,114
5. Greg Primus, 1991	1,081

Senior

1. Michael Gallup, 2017	1,413
2. Preston Williams, 2018	1,345
3. David Anderson, 2005	1,221
4. Willie Miller, 1974	1,193
5. Trey McBride, 2021	1,121

RECEIVING TOUCHDOWNS**Freshman**

1. Rashard Higgins, 2013	6
2. Dante Wright, 2019	4
Matt Bartz, 2002	4
4. Justus Ross-Simmons, 2022	3
Paul Turner, 1993	3
Xavier Williams, 2014	3
Jordan Vaden, 2013	3
Cam Butler, 2017	3

Sophomore

1. Rashard Higgins, 2014	17
2. Jeff Champine, 1981	10
3. David Anderson, 2003	9
4. Joey Cuppari, 2000	5
Jerry Spackman, 1965	5

Junior

1. Michael Gallup, 2016	14
2. Dion Morton, 2008	10
3. Mark R. Bell, 1977	9
4. Tory Horton, 2022	8
Warren Jackson, 2019	8
Rashard Higgins, 2015	8
Greg Primus, 1991	8

Senior

1. Preston Williams, 2018	14
2. Jeff Raikes, 1982	10
3. Willie Miller, 1974	9
4. David Anderson, 2005	8
Bill Sherman, 1984	8

RECEIVING BY TIGHT END**RECEPTIONS****Career**

1. Trey McBride, 2018-21	164
2. Keli McGregor, 1981-84	153
3. Kory Sperry, 2004-08	141
4. Joel Dreessen, 2001-04	123
5. Crockett Gillmore, 2010-13	111

Season

1. Trey McBride, 2021	90
2. Keli McGregor, 1983	69
3. Harper LeBel, 1983	59
4. Crockett Gillmore, 2013	47
Keli McGregor, 1984	47

RECEIVING YARDS**Career**

1. Trey McBride, 2018-21	2,100
2. Kory Sperry, 2004-08	1,763
3. Keli McGregor, 1981-84	1,604
4. Crockett Gillmore, 2010-13	1,308
5. Joel Dreessen, 2001-04	1,295

Season

1. Trey McBride, 2021	1,121
2. Harper LeBel, 1983	729
3. Keli McGregor, 1983	717
4. Crockett Gillmore, 2013	577
5. Trey McBride, 2019	560

TOUCHDOWN RECEPTIONS**Career**

1. Kory Sperry, 2004-08	20
2. Kivon Cartwright, 2011-15	11
3. Trey McBride, 2018-21	10
Joel Dreessen, 2001-04	10
5. Matt Bartz, 2002-05	9

Season

1. Kivon Cartwright, 2013	6
Kory Sperry, 2008	6
3. Kory Sperry, 2006	5
4. Trey McBride, 2020	4
Trey McBride, 2019	4
Steven Walker, 2014	4
Crockett Gillmore, 2011	4
Kory Sperry, 2005	4
Matt Bartz, 2002	4

RECEIVING BY BACKS

RECEPTIONS

Career

1. Steve Bartalo, 1983-86	132
2. Scott Whitehouse, 1984-88	83
3. Dalyn Dawkins, 2015-17	70
4. Lawrence McCutcheon, 1969-71	67
5. Todd Yert, 1987-90	60

Season

1. Scott Whitehouse, 1988	41
2. Steve Bartalo, 1986	40
3. Steve Bartalo, 1985	40
4. Alvin Lewis, 1980	37
5. Steve Bartalo 1983	35

RECEIVING YARDS

Career

1. Steve Bartalo, 1983-86	1,079
2. Scott Whitehouse, 1984-88	838
3. Ron Harris, 1974-77	653
4. Dalyn Dawkins, 2015-17	650
5. Alvin Lewis, 1977-80	554

Season

1. Lawrence McCutcheon, 1970	486
2. Jake Green, 1970	459
3. Scott Whitehouse, 1988	368
4. Scott Whitehouse, 1987	336
5. Alvin Lewis, 1980	335

TOUCHDOWN RECEPTIONS

Career

1. Ron Harris, 1974-77	6
2. Lawrence McCutcheon, 1969-71	4
3. Steve Bartalo, 1983-86	3
Scott Whitehouse, 1984-88	3
Todd Yert, 1987-90	3
Marvin Kinsey, 2016-19	3

Season

1. Raymond Carter, 2010	3
Scott Whitehouse, 1987	3
Ron Harris, 1977	3
Lawrence McCutcheon, 1970	3
5. 10 times (last: David Bailey, 2021)	2

RUSHING

RUSHING ATTEMPTS

Career

1. Steve Bartalo, 1983-86	1,211
2. Ron Harris, 1974-77	760
3. Lawrence McCutcheon, 1969-71	649
4. Damon Washington, 1995-98	619
5. Gartrell Johnson, 2004-08	581
6. Dalyn Dawkins, 2015-17	557
7. Oscar Reed, 1965-67	550
8. Kyle Bell, 2004-08	543
9. Cecil Sapp, 1999-02	540
10. Izzy Matthews, 2015-18	538

Season

1. Steve Bartalo, 1986	362
2. Cecil Sapp, 2002	347
3. Steve Bartalo, 1985	338
4. Steve Bartalo, 1983	292
5. Kapri Bibbs, 2013	281
6. Gartrell Johnson, 2008	278
7. Kyle Bell, 2005	276
8. Lawrence McCutcheon, 1971	261
9. Lawrence McCutcheon, 1970	242
10. Kevin McDougal, 1999	232

Game

1. Steve Bartalo, Air Force (10/19/1985)	47
Steve Bartalo, New Mexico (10/12/1985)	47
3. Steve Bartalo, at Iowa State (10/24/1983)	43
4. Alvin Lewis, Utah State (11/26/1977)	41
5. Kyle Bell, Colorado (09/01/2007)	40
6. Calvin Branch, San Diego St. (10/26/1996)	39
Steve Bartalo, Colorado (09/06/1986)	39
Steve Bartalo, at UTEP (11/22/1986)	39
Lawrence McCutcheon, BYU (11/07/1970)	39
10. Kapri Bibbs, Nevada (11/09/2013)	38
Calvin Branch, Wyoming (11/16/1996)	38
Steve Bartalo, at UTEP (10/22/1983)	38

RUSHING YARDS

Career

1. Steve Bartalo, 1983-86	4,813
2. Damon Washington, 1995-98	3,616
3. Dalyn Dawkins, 2015-17	3,185
4. Ron Harris, 1974-77	3,118
5. Kevin McDougal, 1996-99	3,067
6. Lawrence McCutcheon, 1969-71	2,917
7. Gartrell Johnson, 2004-08	2,776
8. Izzy Matthews, 2015-18	2,654
9. Cecil Sapp, 1999-02	2,642
10. Oscar Reed, 1965-67	2,581

Season

1. Kapri Bibbs, 2013	1,741
2. Cecil Sapp, 2002	1,601
3. Gartrell Johnson, 2008	1,476
4. Steve Bartalo, 1986	1,419
5. Dalyn Dawkins, 2017	1,399
6. Steve Bartalo, 1985	1,368
7. Kyle Bell, 2005	1,288
8. Calvin Branch, 1996	1,279
9. Dee Hart, 2014	1,275
10. Kevin McDougal, 1999	1,164

Game

1. Kapri Bibbs, Nevada (11/09/2013)	312
2. Tony Alford, at Utah (10/28/1989)	310
3. Kapri Bibbs, at New Mexico (11/16/2013)	291
4. Gartrell Johnson, vs. Fresno State (12/20/2008)	285
5. Chris Nwoke, Air Force (11/26/2011)	269
6. Kevin McDougal, vs. New Mexico (12/06/1997)	255
7. Marvin Kinsey, Jr., Toledo (9/21/2019)	246
8. Henri Childs, at BYU (11/01/2001)	237
9. Chris Nwoke, San Diego State (11/12/2011)	232
10. Dee Hart, New Mexico (11/22/2004)	230

RUSHING TOUCHDOWNS**Career**

1. Steve Bartalo, 1983-86	46
2. Todd Yert, 1987-90	36
3. Kapri Bibbs, 2013	31
4. Izzy Matthews, 2015-18	30
5. Cecil Sapp, 1999-02	29
6. Kevin McDougal, 1996-99	26
Bradlee Van Pelt, 2001-03	26
8. Gartrell Johnson, 2004-08	24
Damon Washington, 1995-98	24
Oscar Reed, 1965-67	24

Season

1. Kapri Bibbs, 2013	31
2. Calvin Branch, 1996	21
3. Steve Bartalo, 1986	19
4. Todd Yert, 1990	17
Cecil Sapp, 2002	17
6. Dee Hart, 2014	16
7. Izzy Matthews, 2016	13
Kevin McDougal, 1997	13
9. Steve Bartalo, 1985	12
Gartrell Johnson, 2008	12

Game *(Since 2000)*

1. Kapri Bibbs, at New Mexico (11/16/2013)	6
2. Dee Hart, New Mexico (11/22/2014)	5
3. Kapri Bibbs, Nevada (11/9/2013)	4
Dee Hart, at San Jose State (11/1/2014)	4
5. 12 times (last: Kapri Bibbs, vs. Wash. St. (12/21/2013)	3

RUSHING AVERAGE**Career** *(Min. 200 attempts)*

1. Kapri Bibbs, 2013	6.2
Kevin McDougal, 1996-99	6.2
3. Damon Washington, 1995-98	5.8
Wayne Schneider, 1957-59	5.8
5. Dalyn Dawkins, 2015-17	5.7
6. Calvin Branch, 1996	5.6
7. Tony Alford, 1987-90	5.5
8. John Ivlow, 1991-92	5.4
Bradlee Van Pelt, 2001-03	5.4
10. Leonice Brown, 1991-94	5.3
Brian Copeland, 1988-91	5.3

Season

1. Kevin McDougal, 1997	7.4 (150-1,111)
2. Leonice Brown, 1994	6.98 (73-510)
3. Wayne Schneider, 1958	6.9 (84-580)
4. Leonice Brown, 1992	6.73 (156-1,051)
5. Tony Alford, 1989	6.59 (157-1,035)
6. Dee Hart, 2014	6.57 (194-1,275)
7. Norris Jones, 1976	6.51 (43-280)
8. Renard Carn, 1994	6.42 (47-302)
9. Jess Willis, 1965	6.22 (77-479)
10. Kapri Bibbs, 2013	6.2 (281-1,741)

MOST 100-YARD RUSHING GAMES**Career**

1. Steve Bartalo, 1983-86	28
2. Dalyn Dawkins, 2015-17	15
3. Damon Washington, 1995-98	14
4. Cecil Sapp, 1999-2002	13
Kevin McDougal, 1996-99	13
6. Gartrell Johnson, 2004-08	11
7. E.J. Watson, 1993-95	10
8. Kyle Bell, 2004-08	8
Bradlee Van Pelt, 2001-03	8
Alvin Lewis, 1977-80	8
Lawrence McCutcheon, 1969-71	8

Season

1. Cecil Sapp, 2002	9
Steve Bartalo, 1986	9
3. Steve Bartalo, 1985	8
4. Dalyn Dawkins, 2017	7
Dee Hart, 2014	7

LONGEST SCORING RUN

1. Cecil Sapp, at Air Force (11/11/2000)	89
2. Wayne Schneider, BYU (10/04/1958)	86
3. Kapri Bibbs, Nevada (11/09/2013)	85
4. Wayne Schneider, at Colorado (11/22/1958)	83
5. Eddie Hanna, at Denver (10/09/1948)	83
6. Duan Ruff, Tulsa (10/10/1998)	80
Damon Washington, Chattanooga (08/31/1996)	80
Tony Alford, Hawaii (10/21/1989)	80
Leonice Brown, at LSU (09/26/1992)	80
Jack Christiansen, at Denver (09/23/1950)	80

LONGEST NON-SCORING RUN

1. Kim Jones, at UTEP (10/27/1973)	78
2. Damon Washington, at Tulsa (10/12/1996)	73
3. Donnell Alexander, at Hawai'i (10/26/2013)	70
4. Leonice Brown, Utah State (9/10/1994)	69
5. Avery Morrow, Hawaii (10/22/2022)	67
Chris Nwoke, San Diego State (11/12/2011)	67
7. Kevin McDougal, Air Force (11/18/1999)	66
8. Dante Wright, at New Mexico (10/11/2019)	64
Cecil Sapp, at BYU (10/24/2002)	64
10. Anthony Hill, Utah (10/22/1994)	62

RUSHING BY CLASS

RUSHING ATTEMPTS

Freshman

1. Steve Bartalo, 1983	292
2. Ron Harris, 1974	218
3. Larry Jones, 1977	185
4. Donnell Alexander, 2012	117
5. Damon Washington, 1995	104

Sophomore

1. Kapri Bibbs, 2013	281
2. Kyle Bell, 2005	276
3. Steve Bartalo, 1984	219
4. Ron Harris, 1975	218
5. Chris Nwoke, 2011	200

Junior

1. Steve Bartalo, 1985	338
2. Lawrence McCutcheon, 1970	242
3. Ron Harris, 1976	190
4. Oscar Reed, 1966	188
5. Gartrell Johnson III, 2007	181

Senior

1. Steve Bartalo, 1986	362
2. Cecil Sapp, 2002	347
3. Gartrell Johnson III, 2008	278
4. Lawrence McCutcheon, 1971	261
5. Calvin Branch, 1996	228

RUSHING YARDS

Freshman

1. Steve Bartalo, 1983	1,113
2. Ron Harris, 1974	956
3. Larry Jones, 1977	790
4. Damon Washington, 1995	600
5. Izzy Matthews, 2015	590

Sophomore

1. Kapri Bibbs, 2013	1,741
2. Kyle Bell, 2005	1,288
3. Chris Nwoke, 2011	1,130
4. Kevin McDougal, 1997	1,111
5. Damon Washington, 1996	1,075

Junior

1. Steve Bartalo, 1985	1,368
2. Damon Washington, 1997	1,112
3. Tony Alford, 1989	1,035
4. Lawrence McCutcheon, 1970	1,008
5. Gartrell Johnson III, 2007	957

Senior

1. Cecil Sapp, 2002	1,601
2. Gartrell Johnson III, 2008	1,476
3. Dalyn Dawkins, 2017	1,399
4. Steve Bartalo, 1986	1,319
5. Calvin Branch, 1996	1,279

RUSHING TOUCHDOWNS

Freshman

1. Steve Bartalo, 1983	8
2. Ron Harris, 1974	7
Larry Jones, 1977	7
Marvin Kinsey, 2016	7
5. Izzy Matthews, 2015	5

Sophomore

1. Kapri Bibbs, 2013	31
2. Izzy Matthews, 2016	13
Kevin McDougal, 1997	13
4. Kyle Bell, 2005	10
Cecil Sapp, 2000	10

Junior

1. Steve Bartalo, 1985	12
2. Bradlee Van Pelt, 2002	11
3. Oscar Reed, 1966	10
Todd Yert, 1989	10
Van Ward, 1994	10

Senior

1. Calvin Branch, 1996	21
2. Steve Bartalo, 1986	19
3. Cecil Sapp, 2002	17
Todd Yert, 1990	17
5. Dee Hart, 2014	16

TOTAL OFFENSE

YARDS

Career

1. Garrett Grayson, 2011-14	9,512
2. Nick Stevens, 2014-17	8,746
3. Bradlee Van Pelt, 2001-03	8,579
4. Anthony Hill, 1991-94	7,428
5. Moses Moreno, 1994-97	6,728
6. Kelly Stouffer, 1984-86	6,666
7. Caleb Hanie, 2004-07	6,523
8. Terry Nugent, 1980-83	6,298
9. Justin Holland, 2002-05	5,377
10. Matt Newton, 1997-00	5,376

Season

1. Garrett Grayson, 2014	3,960
2. Garrett Grayson, 2013	3,815
3. Bradlee Van Pelt, 2003	3,754
4. Nick Stevens, 2017	3,922
5. Todd Centeio, 2021	3,397
6. Terry Nugent, 1983	3,043
7. Justin Holland, 2005	3,011
8. Anthony Hill, 1994	2,999
9. Moses Moreno, 1996	2,903
10. Billy Farris, 2008	2,900

Game

1. K.J. Carta-Samuels, Hawaii (8/25/2018)	562
2. Todd Centeio, at Hawaii (11/20/2021)	544
3. Nick Stevens, vs. Idaho (12/22/2016)	450
4. Garrett Grayson, Boise State (11/02/2013)	445
5. Patrick O'Brien, Toledo (9/21/2019)	432
6. Garrett Grayson, UC-Davis (09/13/2014)	431
7. Garrett Grayson, at Boise State (09/06/2014)	428
8. Garrett Grayson, Air Force (11/30/2013)	421
9. Bradlee Van Pelt, Colorado (08/30/2003)	416
10. Scooter Molander, at Hawaii (11/07/1987)	413

POINTS SCORED

Career

1. Wyatt Bryan, 2015-18 (K)	337
2. Steve Bartalo, 1983-86 (RB)	294
3. Jeff Babcock, 2001-04 (K)	275
4. Jared Roberts, 2012-14 (K)	270
5. Mike Brown, 1988-91 (K)	255
6. Todd Yert, 1987-90 (RB)	234
7. Jason Smith, 2004-08 (K)	233
8. Steve DeLine, 1983-86 (K)	200
9. Jon Poole, 1980-83 (K)	193
10. Izzy Matthews, 2015-18 (RB)	192

Season

1. Kapri Bibbs, 2013 (RB)	186
2. Calvin Branch, 1996 (RB)	132
3. Jared Roberts, 2013 (K)	121
4. Jeff Babcock, 2002 (K)	118
5. Steve Bartalo, 1986 (RB)	114
6. Dee Hart, 2014 (RB)	108
7. Cayden Camper, 2021 (PK)	102
Rashard Higgins, 2014 (WR)	102
Cecil Sapp, 2002 (RB)	102
Todd Yert, 1990 (RB)	102

TOUCHDOWNS

Career

1. Steve Bartalo, 1983-86	49
2. Todd Yert, 1987-90	36
3. Izzy Matthews, 2015-18	32
4. Rashard Higgins, 2013-15	31
Kapri Bibbs, 2013	31
6. Cecil Sapp, 1999-02	29
7. Lawrence McCutcheon, 1969-71	27
Kevin McDougal, 1996-99	27
9. Bradlee Van Pelt, 2001-03	26
Ron Harris, 1974-77	26
Oscar Reed, 1965-67	26

Season

1. Kapri Bibbs, 2013	31
2. Calvin Branch, 1996	22
3. Steve Bartalo, 1986	19
4. Dee Hart, 2014	18
5. Rashard Higgins, 2014	17
Cecil Sapp, 2002	17
Todd Yert, 1990	17
8. Preston Williams, 2018	14
Michael Gallup, 2016	14
Kevin McDougal, 1997	14

Game

1. Kapri Bibbs, at New Mexico (11/16/2013)	6
Dee Hart, New Mexico (11/22/2014)	6
3. Dee Hart, at San Jose State (11/01/2014)	4
Rashard Higgins, Tulsa (10/04/2014)	4
Kapri Bibbs, Nevada (11/09/2013)	4
Todd Yert, vs. Cal State Fullerton (9/16/1989)	4
Todd Yert, at Hawaii (10/7/1987)	4
Steve Bartalo, vs. Northern Colorado (9/20/1986)	4
Steve Bartalo, at UTEP (10/10/1984)	4

SPECIAL TEAMS

FIELD GOALS, MADE

Career

1. Wyatt Bryan, 2015-18	53
2. Jeff Babcock, 2002-04	51
3. Jason Smith, 2005-08	45
Mike Brown, 1988-91	45
5. Jared Roberts, 2012-14	42
Steve DeLine, 1984-86	42
7. Jon Poole, 1980-83	38
8. Ben DeLine, 2008-11	36
9. Cayden Camper, 2019-22	32
10. Derek Franz, 1997-98	28

Season

1. Cayden Camper, 2021	25
2. Jeff Babcock, 2002	24
3. Jared Roberts, 2013	21
Derek Franz, 1998	21
5. Steve DeLine, 1986	19
6. Jon Poole, 1980	16
Jason Smith, 2007	16
Ben DeLine, 2010	16
Wyatt Bryan, 2015	16
10. Wyatt Bryan, 2017	15

FIELD GOAL PERCENTAGE

Career (Min 25 atts.)

1. Jared Roberts, 2012-14	.778 (42-of-54)
2. Jason Smith, 2005-08	.776 (45-of-58)
3. Derek Franz, 1995-98	.757 (28-of-37)
4. Jeff Babcock, 2002-04	.750 (51-of-68)
5. Wyatt Bryan, 2015-18	.736 (53-of-72)
6. Steve DeLine, 1984-86	.724 (42-of-58)
7. Ben DeLine, 2008-11	.706 (36-of-51)
8. Cayden Camper, 2019-22	.696 (32-of-46)
9. David Napier, 1993-94	.692 (18-of-26)
10. Mike Brown, 1988-91	.682 (45-of-66)

Season (Min 10 atts.)

1. Jason Smith, 2008	.923 (12-of-13)
2. Jared Roberts, 2012	.900 (9-of-10)
Jason Smith, 2005	.900 (9-of-10)
4. Jared Roberts, 2013	.875 (21-of-24)
5. Wyatt Bryan, 2017	.833 (15-of-18)
6. Jeff Babcock, 2004	.824 (14-of-17)
7. Derek Franz, 1998	.808 (21-of-26)
8. Jason Smith, 2007	.800 (16-of-20)
9. Steve DeLine, 1986	.792 (19-of-24)
10. Wyatt Bryan, 2016	.786 (11-of-14)

LONGEST FIELD GOALS MADE

1. Clark Kemble, Arizona (1975)	63
2. Steve DeLine, Air Force (1985)	60
3. Clark Kemble, BYU (1974)	59
4. Steve DeLine, Wyoming (1986)	58
5. Wyatt Bryan, Arkansas (2018)	55
Peter Rantzau, at Air Force (1992)	55

EXTRA POINTS

Career

1. Wyatt Bryan, 2015-18	178 (188)
2. Jared Roberts, 2012-14	144 (147)
3. Mike Brown, 1988-91	120 (130)
4. Jeff Babcock, 2002-04	116 (122)
5. Jason Smith, 2005-08	98 (100)
C.W. Hurst, 1997-2000	98 (104)
7. Matt McDougal, 1994-96	92 (98)
8. Jon Poole, 1980-83	81 (87)
9. Steve DeLine, 1983-86	76 (78)
10. Derek Franz, 1995-98	71 (79)

Season

1. Jared Roberts, 2014	57 (58)
2. Wyatt Bryan, 2016	53 (55)
Wyatt Bryan, 2017	53 (55)
4. Jeff Babcock, 2003	46 (48)
5. Matt McDougal, 1996	45 (47)
6. Wyatt Bryan, 2015	43 (46)
7. Derek Franz, 1997	37 (41)
8. Matt McDougal, 1995	33 (36)
9. Peter Rantzau, 1992	32 (35)
10. Steve DeLine, 1985	28 (28)
Derek Franz, 1998	28 (32)
David Napier, 1994	28 (32)
Tom Drake, 1977	28 (33)

PUNTING AVERAGE

Career

1. Ryan Stonehouse, 2017-21	47.8
2. Jimmie Kaylor, 2004-07	44.0
3. Hayden Hunt, 2013-16	43.8
Pete Kontodiakos, 2009-12	43.8
5. Mike Deutsch, 1974-77	43.3
6. Deone Horinek, 1998-99	43.2
7. Jeff Babcock, 2002-04	42.7
8. Rod Blackford, 1971-73	42.1
9. Joey Huber, 2000-02	41.1
10. Tim Luke, 1987-90	40.7

Season

1. Ryan Stonehouse, 2021	50.9
2. Ryan Stonehouse, 2018	48.3
3. Pete Kontodiakos, 2012	46.5
4. Ryan Stonehouse, 2019	46.4
5. Mike Deutsch, 1976	46.1
6. Hayden Hunt, 2015	46.0
7. Ryan Stonehouse, 2017	45.9
8. Jimmie Kaylor, 2005	45.3
9. Larry Barnes, 1956	44.9
10. Deone Horinek, 1998	44.8

LONGEST PUNT

1. Jeff Babcock, New Mexico (10/30/2004)	89
2. Andy Tejada, at Air Force (9/27/1986)	88
3. Glen Davis, Utah (10/29/1927)	83
4. Ryan Stonehouse, Vanderbilt (9/11/2021)	81
5. Preston Loos, at San Jose St. (10/11/1997)	79
Mike McGee, Oregon (9/4/1993)	79
7. Larry Barnes, at Denver (11/17/1956)	77
8. Pete Kontodiakos, Nevada (09/19/2009)	76
9. Pete Kontodiakos, at Air Force (09/29/2012)	73
Joey Huber, Louisville (12/29/2000)	73

PUNT RETURN AVERAGE

Career (Min. 15)

1. Jack Christiansen, 1948-50	16.9
2. Darran Hall, 1997-98	15.8 (36-567)
3. Dexter Wynn, 2000-03	15.1 (94-1418)
4. Pete Rebstock, 1998-01	14.5 (39-564)
5. Geoff Turner, 1996-97	14.0 (40-558)
6. Richie Hall, 1981-82	13.3 (24-320)
7. Greg Myers, 1992-95	13.2 (101-1333)
8. Dallas Davis, 1997-01	13.0 (62-808)
9. Joe Hansley, 2012-15	12.7 (43-547)

Season (Min. 10)

1. Darran Hall, 1997	26.5 (10-265)
2. Pete Rebstock, 2000	16.3 (30-490)
3. Dexter Wynn, 2002	16.2 (35-567)
4. Greg Myers, 1995	15.9 (35-555)
5. Dallas Davis, 1999	15.8 (35-553)
6. Jake Green, 1970	15.7 (10-157)
7. Tory Horton, 2022	15.5 (11-171)
8. Geoff Turner, 1997	15.2 (20-304)
9. Dexter Wynn, 2001	14.7 (15-221)
10. Bill Duncan, 1971	13.8 (10-131)

LONGEST PUNT RETURNS

1. Robert Ruiz, at San Diego State (11/26/2016)	91*
2. Glen Davis, at Denver (10/16/1926)	90*
3. Dallas Davis, Utah (10/28/1999)	89*
Jack Christiansen, at Colorado (11/20/1948)	89*
5. Jake Green, at Air Force (10/3/70)	88*
6. Darran Hall, Missouri (12/29/1997)	85*
7. Greg Myers, at San Diego State (11/25/1995)	84*
8. Greg Myers, at Utah State (10/7/1995)	82*
9. Geoff Turner, Hawaii (10/4/1997)	80*
10. Dallas Davis, at UNLV (11/27/1999)	77

*Resulted in touchdown

KICK RETURN AVERAGE

Career (Min. 15)

1. Randy Beverly, 1964-65	29.6 (15-442)
2. Dexter Wynn, 2000-03	26.9 (78-2103)
3. Derek Good, 2008-10	25.8 (24-618)
4. Dion Morton, 2006-09	25.6 (19-487)
5. Thomas Pannunzio, 2018-22	24.9 (35-872)
6. Phil Jackson, 1962-63	24.8 (18-447)
7. Pete Rebstock, 1998-01	24.5 (35-856)
8. Lee Clubb, 2011-12	24.4 (24-585)
9. Deionte Gaines, 2014-15	24.3 (45-1,093)
10. Noah Palmer, 1972-73	24.1 (20-481)

Season (Min. 10)

1. Randy Beverly, 1965	31.1 (10-331)
2. Dexter Wynn, 2000	29.6 (16-474)
3. Dexter Wynn, 2003	29.0 (27-782)
4. Dexter Wynn, 2001	27.5 (13-357)
5. Thomas Pannunzio, 2021	27.1 (17-461)
6. Dallas Davis, 1998	27.0 (12-324)
7. Dion Morton, 2007	26.8 (17-455)
8. Phil Jackson, 1963	26.2(11-288)
9. Jake Green, 1970	26.1 (20-522)
10. Lee Clubb, 2011	26.0 (15-390)

LONGEST KICK RETURNS

1. Ron Harris, BYU (1977)	100*
Dexter Wynn, at SDSU (2000)	100*
3. Anthony Hawkins, UNLV (11/2/2019)	99*
Jordon Vaden, Savannah State (2015)	99
Sanjay Beach, at Texas Tech (1987)	99*
6. Jake Green, at W. Virginia (1970)	97*
7. Johnny Square, at Houston (1972)	96*
Calvin Branch, Colorado (1996)	96*
9. Gil Sanford, UTEP (1970)	95*
Dexter Wynn, at Wyoming (2001)	95*

*Resulted in touchdown

DEFENSE

TOTAL TACKLES

Career

1. Willie Taylor, 1995-98	433
2. Jeff Harper, 1980-83	423
3. Ron Cortell, 1985-88	402
4. Nate Kvamme, 1995-98	385
5. Rick Crowell, 1996-00	370
6. Josh Watson, 2015-18	367
7. Max Morgan, 2011-14	348
8. Aaron Davis, 2011-14	345
9. Brian Schneider, 1990-93	339
10. Kevin McLain, 1974-75	336

Season

1. Kevin McLain, 1974	198
2. Eric Tippeconnic, 1990	185
3. Bill Kishman, 1968	165
4. Don Hudson, 1970	161
5. Jeff Harper, 1982	160
6. Steve Krum, 1976	154
7. Dale Carr, 1986	147
8. Willie Taylor, 1996	146
9. Gary Thompson, 1988	145
10. Kevin McLain, 1975	138

Game

1. Jeff Harper, Wyoming (9/11/1982)	32
2. Eric Tippeconnic, at Arkansas (9/29/1990)	27
3. Karl Ballard, at Air Force (9/16/1995)	23
Kevin McLain, BYU (9/20/1975)	23
5. Kevin McDougal, at Nebraska (9/28/1996)	22
Otis Hamilton, at Arkansas (9/29/1990)	22
Gary Thompson, at Colorado (9/9/1989)	22
8. Andy Byrne, at Arkansas (9/29/1990)	21
Dale Carr, at Arizona State (11/17/1984)	21
10. Max Morgan, at Utah State (11/23/2013)	20
Adam Lancisero, at Utah (11/06/2004)	20
Karl Ballard, BYU (10/15/2005)	20
Kevin Sheesley, Mississippi State (10/10/1981)	20

TACKLES FOR LOSS

Career

1. Mike Bell, 1975-78	62.0
2. Clark Haggans, 1996-99	54.0
3. Mychal Sisson, 2008-11	42.0
Brady Smith, 1993-95	42.0
5. Cory James, 2012-15	41.5
6. Sean Moran, 1992-95	37.0
7. Manny Jones, 2017-21	33.0
8. Shaquill Barrett, 2011-13	32.0
Adrian Ross, 1994-97	32.0
- Mohamed Kamara, 2019-Pres.	28.5
10. Joey Porter, 1995-98	28.0

Season

1. Mike Bell, 1978	23.0
Mike Bell, 1977	23.0
3. Al Baker, 1977	20.0
Shaquill Barrett, 2013	20.0
Alfred Paoli, 1975	20.0
6. Brady Smith, 1995	19.0
7. Scott Patchan, 2021	18.5
8. Clint Hjelm, 1987	17.0
Al Baker, 1976	17.0
Steven Krum, 1975	17.0

Game

1. Mike Bell, Arizona State (11/19/1977)	6.0
2. Brady Smith, BYU (9/30/1995)	5.0
Brady Smith, Utah State (9/10/1994)	5.0
Keith Pitts, at Iowa State (9/24/1983)	5.0
Kevin Sheesley, UNLV (9/27/1980)	5.0
Mike Bell, Wyoming (10/28/1978)	5.0
7. Nordly Capi, at New Mexico (9/3/2011)	4.5
Guy Miller, UNLV (10/16/2010)	4.5
9. 25 Times; last: M. Kamara at Nevada (10/7/2022)	4.0

SACKS

Career

1. Clark Haggans, 1996-99	33.0
2. Brady Smith, 1992-95	28.5
3. Mike Bell, 1975-78	25.0
4. Cory James, 2012-15	24.0
5. Adrian Ross, 1994-97	22.5
6. Joey Porter, 1995-98	20.0
7. Steve Hodge, 1991-94	19.0
8. Shaquill Barrett, 2010-13	18.0
Robert Chirico, 1987-90	18.0
Eric Shaller, 1986-90	18.0
- Mohamed Kamara, 2019-Pres.	17.5

Season

1. Brady Smith, 1995	16.0
2. Joey Porter, 1998	14.0
3. Shaquill Barrett, 2013	12.0
Clark Haggans, 1997	12.0
5. Clint Hjelm, 1987	11.0
6. Scott Patchan, 2021	10.5
7. Nordly Capi, 2011	10.0
8. Clark Haggans, 1998	10.0
Adrian Ross, 1997	10.0
Keith Pitts, 1983	10.0
Andy Poremba, 1982	10.0
Mike Bell, 1977	10.0

Game

1. Guy Miller, UNLV (10/16/2010)	4.5
2. Brady Smith, BYU (9/30/1995)	4.0
Mike Bell, Arizona State (11/19/1977)	4.0
4. Ellison Hubbard, Western Illinois (9/7/2019)	3.5
Joe Kawulok, Tulsa (10/4/2014)	3.5
Nordly Capi, New Mexico (9/3/2011)	3.5
7. Manny Jones, at Wyoming (11/22/2019)	3.0
Kevin Davis, UTSA (9/17/2016)	3.0
Martavius Foster, Savannah State (9/5/2015)	3.0
Shaquill Barrett, UTEP (9/28/2013)	3.0
Cory James, Colorado (9/1/2012)	3.0
Greg Pollard, New Mexico State (10/2/1999)	3.0
Joey Porter, UNLV (9/26/1998)	3.0
Steve Hodge, Oregon (9/4/1993)	3.0
Matt Rood, at New Mexico (11/21/1992)	3.0

INTERCEPTIONS**Career**

1. Ray Jackson, 1992-95	20
2. Selwyn Jones, 1988-91	15
3. Greg Myers, 1992-95	14
Bill Kishman, 1966-68	14
Gary Glick, 1953-55	14
6. Myron Terry, 1995-98	13
Ron Cortell, 1985-88	13
8. Erik Olson, 1996-99	12
Jim King, 1982-86	12
10. Dupree Branch, 1976-79	10
Richard Harr, 1976-79	10

Season

1. Gary Glick, 1954	8
2. Ray Jackson, 1994	7
Jim King, 1986	7
Cliff Featherstone, 1977	7
5. Erik Olson, 1999	6
Myron Terry, 1997	6
Ray Jackson, 1995	6
Selwyn Jones, 1990	6
Donzell McDonald, 1978	6
Jerry Shearer, 1969	6
Alton Lavan, 1967	6

LONGEST INTERCEPTION RETURN

1. Ray Jackson, at UTEP (11/13/1993)	100*
2. Zac Bryson, at UNLV (10/20/2007)	99*
3. Nick Oppenneer, at New Mexico (11/21/2009)	97*
4. Ray Jackson, at Utah State (10/07/1995)	92*
5. Orby Chamberlee, at UNLV (11/17/1979)	90*
6. Albert "Red" White, at Wyoming (11/07/1931)	88*
7. Glenn Davis, Northern Colorado (10/06/1928)	85*
8. Andre Strode, BYU (9/18/1993)	84*
9. George Polka, Emporia State (11/18/1967)	78
10. DeAndre Elliott, Hawai'i (10/27/2012)	76*
Gene Spencer, Utah (11/11/1950)	76*

*Resulted in touchdown

FUMBLES RETURNED FOR TD

1. Mychal Sisson, at San Diego State (11/06/2010)	88
2. Sean Moran, at Arizona (10/08/1994)	77
3. Max Morgan, at Hawai'i (10/27/2013)	73
4. Mohamed Kamara, Air Force (11/16/2019)	54
Rhett Nelson, New Mexico (11/23/2002)	54
6. Jason Gallimore, Wyoming (11/16/2000)	52
7. Mukendi Wa-Kalonji, at Nevada (10/7/2022)	50
8. Matt Rupp, Air Force (10/13/2007)	48
9. Shaq Bell, UNLV (10/10/2012)	30
10. Jeff Babcock, at Air Force (10/31/2002)	29
11. Bryan Save, at BYU (11/01/2001)	28
12. Brandon Cathy, UNLV (11/13/2004)	26
13. Mychal Sisson, BYU (11/01/2008)	20
14. Erik Olson, Hawaii (10/04/1997)	18
15. Patrick Goodpaster, at BYU (10/19/2003)	16
16. Shaquill Barrett, at Utah State (09/24/2011)	15
17. Ron Cortell, Southern Miss (11/09/1985)	11
18. Willie Taylor, at SMU (11/14/1998)	0
Fred Boequer, UTEP (11/23/1968)	0
Kevin Davis, Savannah State (9/5/2015)	0

MISCELLANEOUS**WINNINGEST SENIOR CLASS****By Percentage**

1. 1928	81.4 (28-6-1)
2. 1927	80.3 (26-6-1)
3. 1926	75.8 (24-7-2)
4. 2000	75.5 (37-12)
5. 1916	75.0 (19-6-1)
1925	75.0 (23-7-2)
7. 1999	73.5 (36-13)
8. 1929	72.1 (24-9-1)
9. 1922	71.7 (20-7-3)
10. 1951	71.3 (28-11-1)
1950	71.3 (28-11-1)

By Wins

1. 2000	37
2. 1997	36
3. 2002	35
4. 1998	34
1999	34
2003	34
7. 2001	33
8. 2016	32
9. 2017	31
10. 1996	30

WINS AS STARTING QUARTERBACK**By Percentage** (Min. 15 starts; Since 1993)

1. Matt Newton, 1998-2000	76.0 (19-6)
2. Moses Moreno, 1995-97	70.0 (21-9)
3. Anthony Hill, 1993-94	66.7 (14-7)

By Wins (Since 1993)

1. Bradlee Van Pelt, 2001-03	23
2. Moses Moreno, 1995-97	21
3. Garrett Grayson, 2011-14	19
Matt Newton, 1998-2000	19

CAREER GAMES PLAYED

Player	Games Played
1. Jake Schlager, 2013-17	56
2. Ryan Stonehouse, 2017-21	53
3. Trent Sieg, 2014-17	52
Cory James, 2012-15	52
5. Cam'Ron Carter, 2018-22	51
Wyatt Bryan, 2015-18	51
Tre Thomas, 2015-18	51
Josh Watson, 2015-18	51
Trent Matthews, 2012-15	51
10. Dequan Jackson, 2018-22	50
Kevin Nutt, Jr., 2014-17	50
Hayden Hunt, 2013-16	50
Tyree Simmons, 2013-16	50
Joe Hansley, 2012-15	50
Weston Richburg, 2010-13	50

CAREER GAMES STARTED

Player	Games Started
1. Trent Matthews, 2012-15	50
Weston Richburg, 2010-13	50

HIGH/LOW TEMPERATURE

Home Game, High	Temp.
1. Utah State (Sept. 10, 1994)	89°
2. Oregon State (Aug. 26, 2017) [^]	87°
Montana State (Sept. 8, 1990)	87°
4. Savannah State (Sept. 5, 2015) [^]	86°
5. Western Illinois (Sept. 7, 2019) [^]	85°
Arkansas State (Sept. 1, 1991)	85°
San Diego State (Sept. 12, 1981)	85°

Home Game, Low	Temp.
1. Wyoming (Nov. 16, 1996) [^]	18°
2. Utah (Oct. 10, 2009) [^]	23°
Wyoming (Nov. 16, 2000) [^]	23°
4. New Mexico (Nov. 19, 2016) [^]	24°
5. Utah State (Nov. 17, 2018) [^]	25°
Wyoming (Nov. 7, 1998) [^]	25°
New Mexico (Oct. 30, 1993)	25°
Toledo (Nov. 3, 1973)	25°

Road Game, High	Temp.
1. at Arizona State (Sept. 16, 2000)	103°
2. at Tulsa (Sept. 7, 2013)	98°
3. at Florida (Sept. 15, 2018)	96°
4. at Arizona State (Sept. 17, 1998)	95°
5. vs. Colorado (Denver) (Sept. 1, 2012)	94°

Road Game, Low	Temp.
1. at Wyoming (Nov. 22, 2019)	15°
2. at Air Force (Oct. 31, 2002)	16°
3. at Air Force (Nov. 11, 2000)	17°
4. at Wyoming (Nov. 1, 2003)	20°
5. at Air Force (Nov. 19, 2022)	21°
6. vs. Idaho (Boise) (Dec. 22, 2016)	22°
7. at Air Force (Nov. 20, 2004)	24°

[^] - indicates temperature reading reported by Colorado State Climate Center at time of kick off. All other times gathered from historical game books.

100-YARD RUSHING GAMES (250)

Player	Class	Year	Opp.	Att.	Yds.
Avery Morrow	Jr.	2022	Wyoming	22	104
Avery Morrow	Jr.	2022	at San Jose State	17	124
Avery Morrow	Jr.	2022	Hawaii ³	26	147
Avery Morrow	Jr.	2022	Utah State ²	27	116
Avery Morrow	Jr.	2022	at Nevada ¹	24	168
David Bailey	Sr.	2021	at Utah State	30	159
A'Jon Vivens	Jr.	2021	San Jose State	31	114
David Bailey	Sr.	2021	at Toledo	30	133
Marcus McElroy	Jr.	2019	at Fresno State	18	117
Marvin Kinsey	Sr.	2019	Toledo	23	246
Marvin Kinsey	Sr.	2019	at Arkansas	20	180
Izzy Matthews	Sr.	2018	Utah State	20	100
Izzy Matthews	Sr.	2018	at Boise State	12	109
Izzy Matthews	Sr.	2018	at San Jose St.	22	125
Dalyn Dawkins	Sr.	2017	San Jose State ⁴	24	138
Dalyn Dawkins	Sr.	2017	Boise State ³	32	161
Dalyn Dawkins	Sr.	2017	at Wyoming ²	29	154
Dalyn Dawkins	Sr.	2017	Air Force ¹	13	141
Izzy Matthews	Jr.	2017	at New Mexico	21	116
Dalyn Dawkins	Sr.	2017	Nevada ³	17	191
Dalyn Dawkins	Sr.	2017	at Utah State ²	21	121
Dalyn Dawkins	Sr.	2017	at Hawai'i ¹	17	130
Dalyn Dawkins	Jr.	2016	Idaho	16	118
Izzy Matthews	So.	2016	San Diego State	14	104
Dalyn Dawkins	Jr.	2016	San Diego State	15	103
Marvin Kinsey	Fr.	2016	New Mexico	10	127
Izzy Matthews	So.	2016	New Mexico	14	107
Dalyn Dawkins	Jr.	2016	New Mexico	10	102
Dalyn Dawkins	Jr.	2016	Air Force	14	102
Dalyn Dawkins	Jr.	2016	Utah State	14	125
Izzy Matthews	Fr.	2015	at Fresno State	18	140
Dalyn Dawkins	So.	2015	UNLV	19	151
Dalyn Dawkins	So.	2015	at Wyoming	25	140
Jasen Oden	Jr.	2015	at UTA	30	143
Dalyn Dawkins	So.	2015	Colorado	20	118
Dee Hart	Jr.	2014	at Air Force ⁴	23	115
Dee Hart	Jr.	2014	New Mexico ³	20	230
Dee Hart	Jr.	2014	Hawai'i ²	11	115
Dee Hart	Jr.	2014	at San Jose State ¹	24	104
Dee Hart	Jr.	2014	Tulsa	11	143
Dee Hart	Jr.	2014	at Boston College	10	117
Dee Hart	Jr.	2014	Colorado	22	139
Treyous Jarrells	Jr.	2014	Colorado	17	121
Kapri Bibbs	So.	2013	vs. Washington St.	27	169
Kapri Bibbs	So.	2013	New Mexico	38	291
Kapri Bibbs	So.	2013	Nevada	30	312
Kapri Bibbs	So.	2013	at Hawai'i	33	137
Kapri Bibbs	So.	2013	at Wyoming	29	201
Kapri Bibbs	So.	2013	UTEP	13	147
Chris Nwoke	Sr.	2013	Cal Poly	19	133
Donnell Alexander	Fr.	2012	New Mexico	24	112
Chris Nwoke	Jr.	2012	at Boise State	10	119
Donnell Alexander	Fr.	2012	UNLV	21	139
Donnell Alexander	Fr.	2012	at Wyoming	20	114
Chris Nwoke	Jr.	2012	Hawai'i	19	115
Raymond Carter	Sr.	2011	Wyoming	29	158
Chris Nwoke	So.	2011	Air Force	29	269
Chris Nwoke	So.	2011	San Diego State	22	232
Chris Nwoke	So.	2011	at UNLV	23	156
Raymond Carter	Sr.	2011	Northern Colorado	18	100
Leonard Mason	Sr.	2010	New Mexico	15	124
Leonard Mason	Sr.	2010	UNLV	14	121
Leonard Mason	Sr.	2010	at Air Force	22	139
Leonard Mason	Jr.	2009	Wyoming	20	119
John Masure	Jr.	2009	at New Mexico	27	177
John Masure	Jr.	2009	San Diego State	20	130
Leonard Mason	Jr.	2009	at Colorado	23	107
Gartrell Johnson	Sr.	2008	vs. Fresno State	27	285
Gartrell Johnson	Sr.	2008	at Wyoming	23	135
Gartrell Johnson	Sr.	2008	New Mexico	30	127
Gartrell Johnson	Sr.	2008	BYU	18	102
Gartrell Johnson	Sr.	2008	at San Diego St.	26	130
Gartrell Johnson	Sr.	2008	UNLV	33	191
Gartrell Johnson	Jr.	2007	Wyoming ³	25	103
Gartrell Johnson	Jr.	2007	Georgia Southern ²	19	136
Gartrell Johnson	Jr.	2007	at New Mexico ¹	31	172
Gartrell Johnson	Jr.	2007	at UNLV	25	162
Gartrell Johnson	Jr.	2007	Air Force	25	143

Kyle Bell	Jr.	2007	Cal	26	102
Kyle Bell	Jr.	2007	vs. Colorado	40	135
Kyle Bell	So.	2005	vs. Navy	22	122
Kyle Bell	So.	2005	San Diego State	33	176
Kyle Bell	So.	2005	Wyoming	35	123
Kyle Bell	So.	2005	Utah ³	25	140
Kyle Bell	So.	2005	Air Force ²	32	197
Kyle Bell	So.	2005	Nevada ¹	33	183
Jimmy Green	Jr.	2004	Wyoming	32	124
Jimmy Green	Jr.	2003	at UNLV	25	114
Bradlee Van Pelt	Sr.	2003	at Wyoming	20	140
Bradlee Van Pelt	Sr.	2003	Air Force	17	125
Bradlee Van Pelt	Sr.	2003	Fresno State	13	154
Rahsaan Sanders	Sr.	2003	Weber State	18	123
Marcus Houston	Jr.	2003	vs. Colorado	15	104
Cecil Sapp	Sr.	2002	vs. TCU	19	106
Cecil Sapp	Sr.	2002	UNLV	31	157
Bradlee Van Pelt	Jr.	2002	New Mexico	11	106
Cecil Sapp	Sr.	2002	at Air Force	29	132
Cecil Sapp	Sr.	2002	BYU	25	168
Cecil Sapp	Sr.	2002	Wyoming	34	143
Bradlee Van Pelt	Jr.	2002	at Fresno State	9	125
Bradlee Van Pelt	Jr.	2002	at Nevada	13	128
Cecil Sapp	Sr.	2002	at Nevada	26	125
Cecil Sapp	Sr.	2002	Louisville	30	130
Cecil Sapp	Sr.	2002	at UCLA	24	105
Cecil Sapp	Sr.	2002	at Virginia	25	178
Henri Childs	Jr.	2001	at BYU	30	237
Bradlee Van Pelt	So.	2001	at BYU	21	174
Bradlee Van Pelt	So.	2001	Fresno State	14	141
Duan Ruff	Sr.	2001	Fresno State	27	108
Duan Ruff	Sr.	2001	Nevada	14	106
Cecil Sapp	So.	2000	vs. Louisville	36	160
Cecil Sapp	So.	2000	at Air Force	10	158
Cecil Sapp	So.	2000	BYU	18	119
Rahsaan Sanders	So.	2000	at Nevada	19	116
Duan Ruff	Jr.	2000	at Nevada	15	115
Cecil Sapp	So.	2000	East Tennessee State	11	119
Kevin McDougal	Sr.	1999	at UNLV	24	113
Kevin McDougal	Sr.	1999	Air Force	26	200
Kevin McDougal	Sr.	1999	Utah	28	115
Rahsaan Sanders	Fr.	1999	New Mexico St.	11	106
Kevin McDougal	Sr.	1999	Nevada	19	147
Kevin McDougal	Sr.	1999	vs. Colorado	22	189
Damon Washington	Sr.	1998	at New Mexico St.	18	131
Duan Ruff	Fr.	1998	Tulsa	10	115
Kevin McDougal	Jr.	1998	at UTEP	25	155
Jaime Blake	Sr.	1998	at Texas El-Paso	14	103
Kevin McDougal	Jr.	1998	UNLV	17	117
Kevin McDougal	So.	1997	vs. Missouri	18	110
Kevin McDougal	So.	1997	vs. New Mexico	20	255
Damon Washington	Jr.	1997	at San Diego St.	16	129
Kevin McDougal	So.	1997	at UNLV	11	112
Damon Washington	Jr.	1997	Tulsa	14	111
Kevin McDougal	So.	1997	Hawaii	14	103
Damon Washington	Jr.	1997	Air Force	16	155
Kevin McDougal	So.	1997	at Utah State	22	104
Damon Washington	Jr.	1997	Nevada	25	188
Kevin McDougal	So.	1997	Nevada	15	127
Calvin Branch	Sr.	1996	Wyoming ⁴	38	158
Calvin Branch	Sr.	1996	at Fresno State ³	30	191
Calvin Branch	Sr.	1996	at Air Force ²	26	124
Calvin Branch	Sr.	1996	San Diego State ¹	39	196
Damon Washington	So.	1996	San Diego State	23	152
Damon Washington	So.	1996	San Jose St.	23	106
Damon Washington	So.	1996	at Tulsa	19	188
Damon Washington	So.	1996	at Hawaii	20	112
Calvin Branch	Sr.	1996	UNLV	17	121
Damon Washington	So.	1996	UNLV	19	117
Damon Washington	So.	1996	Chattanooga	16	212
Calvin Branch	Sr.	1996	Chattanooga	5	127
Jaime Blake	So.	1996	Chattanooga	12	138
Damon Washington	Fr.	1995	vs. Kansas St.	10	101
Jaime Blake	Fr.	1995	Hawaii	27	170
Damon Washington	Fr.	1995	Hawaii	17	110
E.J. Watson	Sr.	1995	UTEP	18	100
Damon Washington	Fr.	1995	at Wyoming	20	122
E.J. Watson	Sr.	1995	at Wyoming	25	106
E.J. Watson	Sr.	1995	at Utah	28	162
E.J. Watson	Sr.	1995	at Air Force	26	122
E.J. Watson	Sr.	1995	Montana State	21	130

Renard Cam	Jr.	1994	Arkansas State	21	113
Leonice Brown	Sr.	1994	Utah State	17	191
E.J. Watson	Jr.	1994	San Diego State	25	136
E.J. Watson	Jr.	1994	Air Force	36	177
E.J. Watson	So.	1993	at Wyoming	21	159
E.J. Watson	So.	1993	at UTEP	21	170
E.J. Watson	So.	1993	Fresno State	35	210
Leonice Brown	So.	1992	Ohio	18	160
Leonice Brown	So.	1992	San Diego State	19	111
Leonice Brown	So.	1992	UTEP ³	17	176
Leonice Brown	So.	1992	Utah ²	16	132
Leonice Brown	So.	1992	at LSU ¹	9	116
Brian Copeland	Sr.	1991	New Mexico	23	228
Brian Copeland	Sr.	1991	at San Diego State	23	159
Brian Copeland	Sr.	1991	at UTEP	24	105
Brian Copeland	Fr.	1990	UTEP	11	142
Tony Alford	Jr.	1989	at Utah	28	310
Mike Gimenez	Jr.	1989	New Mexico	10	102
Tony Alford	Jr.	1989	Eastern Michigan	15	103
Tony Alford	Jr.	1989	at Colorado	20	144
Scott Whitehouse	Sr.	1988	Colorado	20	103
Scott Whitehouse	Jr.	1987	at SW Louisiana	22	106
Scott Whitehouse	Jr.	1987	New Mexico	27	168
Steve Bartalo	Sr.	1986	at UTEP ⁷	39	162
Steve Bartalo	Sr.	1986	New Mexico ⁶	35	150
Steve Bartalo	Sr.	1986	at Utah ⁵	35	181
Steve Bartalo	Sr.	1986	San Diego State ⁴	37	149
Steve Bartalo	Sr.	1986	Wyoming ³	33	117
Steve Bartalo	Sr.	1986	Hawai'i ²	37	108
Steve Bartalo	Sr.	1986	at BYU ¹	33	131
Steve Bartalo	Sr.	1986	Northern Colorado	29	168
Steve Bartalo	Sr.	1986	at Colorado	39	145
Steve Bartalo	Jr.	1985	Utah	37	177
Steve Bartalo	Jr.	1985	Southern Miss	30	121
Steve Bartalo	Jr.	1985	at Wyoming ³	31	113
Steve Bartalo	Jr.	1985	Air Force ²	47	207
Steve Bartalo	Jr.	1985	at New Mexico ¹	47	152
Steve Bartalo	Jr.	1985	at San Diego State	21	113
Steve Bartalo	Jr.	1985	UTEP	27	174
Steve Bartalo	Jr.	1985	at Colorado	17	106
Steve Bartalo	So.	1984	at Utah ⁴	24	116
Steve Bartalo	So.	1984	Wyoming ³	27	150
Steve Bartalo	So.	1984	at San Diego State ²	27	124
Steve Bartalo	So.	1984	at New Mexico ¹	35	123
Steve Bartalo	So.	1984	Hawaii	36	170
Scott Whitehouse	Fr.	1984	Fullerton State	35	166
Steve Bartalo	So.	1984	at Mississippi State	26	104
Steve Bartalo	Fr.	1983	at Wyoming ³	31	160
Steve Bartalo	Fr.	1983	at BYU ²	31	126
Steve Bartalo	Fr.	1983	Northern Colorado ¹	32	112
Steve Bartalo	Fr.	1983	at UTEP	38	205
Steve Bartalo	Fr.	1983	at Iowa State	43	134
Alvin Lewis	Sr.	1980	UTEP ⁴	26	156
Alvin Lewis	Sr.	1980	Wyoming ³	26	149
Alvin Lewis	Sr.	1980	at Utah ²	30	193
Alvin Lewis	Sr.	1980	at San Diego State ¹	23	157
Alvin Lewis	Sr.	1980	Air Force	23	100
Alvin Lewis	Jr.	1979	Air Force	25	169
Larry Jones	Jr.	1979	at Arkansas	20	196
Alvin Lewis	So.	1978	West Virginia	21	163
Larry Jones	So.	1978	UTEP	28	180
Alvin Lewis	So.	1978	UTEP	19	154
Larry Jones	Fr.	1977	at UTEP	23	140
Mark Davis	Jr.	1976	UTEP	15	101
Ron Harris	Jr.	1976	at Utah State	32	143
Larry Jones	Fr.	1976	New Mexico	14	105
Mark Davis	Jr.	1976	Wichita State	21	103
Jim McKenzie	Sr.	1975	Utah State	21	104
Ron Harris	So.	1975	at UTEP	25	107
Ron Harris	Fr.	1974	at Utah State	21	161
Ron Harris	Fr.	1974	at Florida State	29	158
Ron Harris	Fr.	1974	at New Mexico	27	139
Kim Jones	So.	1973	at UTEP	31	229
Reggie Leonard	Jr.	1972	UTEP	28	101
Lawrence McCutcheon	Sr.	1971	at UTEP ³	32	160
Lawrence McCutcheon	Sr.	1971	West Texas State ²	29	167
Lawrence McCutcheon	Sr.	1971	at Wichita State ¹	30	150
Rod Blackford	So.	1971	at Wichita State	10	101
Jake Green	Sr.	1971	Air Force	19	106
Lawrence McCutcheon	Sr.	1971	at Wyoming	34	142
Lawrence McCutcheon	Jr.	1970	at Toledo	24	140

Lawrence McCutcheon	Jr.	1970	BYU	39	207
Lawrence McCutcheon	Jr.	1970	Utah State	22	104
Lawrence McCutcheon	So.	1969	Wichita State	13	213
Oscar Reed	Sr.	1967	at West Texas State	28	165
Oscar Reed	Jr.	1966	Iowa State	24	142
Oscar Reed	Jr.	1966	West Texas State	25	194
Ken Hines	Sr.	1963	at BYU	11	103
Al Dorsey	Sr.	1953	Utah State	18	126
Al Dorsey	Sr.	1953	Denver	17	118
Jack Christensen	So.	1950	at Denver	-	183

Individual 100-plus-yard rushing game streaks of three consecutive games or more denoted numerically next to the game.

100-YARD RUSHERS IN THE SAME GAME

DATE	OPPONENT	PLAYERS	ATT-YDS
11/26/16	at San Diego State	Izzy Matthews	14-104
		Dalyn Dawkins	15-103
		Marvin Kinsey, Jr.	10-127
11/19/16	New Mexico	Izzy Matthews	14-107
		Dalyn Dawkins	10-102
		Dee Hart	22-139
8/29/14	vs. Colorado	Treyous Jarrells	17-121
9/29/02	at Nevada	Bradlee Van Pelt	13-128
		Cecil Sapp	26-125
		Henri Childs	30-237
11/1/01	at BYU	Bradlee Van Pelt	21-174
10/13/01	Fresno State	Bradlee Van Pelt	14-141
		Duan Ruff	27-108
9/30/00	at Nevada	Rashaan Sanders	19-116
		Duan Ruff	15-115
10/3/98	at UTEP	Kevin McDougal	25-155
		Jaime Blake	14-103
8/30/97	Nevada	Damon Washington	25-188
		Kevin McDougal	15-127
10/26/96	San Diego State	Calvin Branch	39-196
		Damon Washington	23-152
9/21/96	UNLV	Calvin Branch	17-121
		Damon Washington	19-117
8/31/96	UT-Chattanooga	Calvin Branch	5-127
		Jaime Blake	12-138
11/11/95	Hawai'i	Jaime Blake	27-170
		Damon Washington	17-110
10/28/95	at Wyoming	Damon Washington	20-122
		E.J. Watson	25-106
10/7/78	UTEP	Larry Jones	28-180
		Alvin Lewis	19-154
11/6/71	at Wichita State	Lawrence McCutcheon	30-150
		Rod Blackford	10-101

100-YARD RECEIVING GAMES (232)

Player	Class	Year	Opp.	Rec.	Yds.
Tory Horton	Jr.	2022	New Mexico	10	131
Tory Horton	Jr.	2022	Wyoming	9	168
Tory Horton	Jr.	2022	at San Jose State	9	196
Tory Horton	Jr.	2022	Sacramento State	3	127
Tory Horton	Jr.	2022	Middle Tennessee	9	186
Trey McBride	Sr.	2021	Nevada	6	113
Dante Wright	Jr.	2021	at Hawaii	8	150
Trey McBride	Sr.	2021	Boise State	10	103
Trey McBride	Sr.	2021	at New Mexico	7	135
Trey McBride	Sr.	2021	at Toledo ³	9	109
Trey McBride	Sr.	2021	Vanderbilt ²	8	114
Trey McBride	Sr.	2021	South Dakota State ¹	13	116
Dante Wright	Jr.	2021	South Dakota State	6	103
Dante Wright	So.	2020	at Boise State	5	109
Dante Wright	So.	2020	Wyoming	10	146
Trey McBride	Jr.	2020	at Fresno State	8	130
Trey McBride	So.	2019	Boise State	9	101
Warren Jackson	Jr.	2019	UNLV ³	6	133
Warren Jackson	Jr.	2019	at Fresno State ²	9	178
Warren Jackson	Jr.	2019	at New Mexico ¹	9	214
Dante Wright	Fr.	2019	at New Mexico	5	105
Warren Jackson	Jr.	2019	Toledo	12	132
Dante Wright	Fr.	2019	Western Illinois	7	111
Preston Williams	Jr.	2018	at Air Force	12	248
Olabisi Johnson	Sr.	2018	Utah State	7	107
Preston Williams	Jr.	2018	Wyoming	10	126
Preston Williams	Jr.	2018	at Boise State	9	154
Warren Jackson	So.	2018	at Boise State	9	105
Olabisi Johnson	Sr.	2018	Illinois State	7	107
Preston Williams	Jr.	2018	at Florida	9	106
Preston Williams	Jr.	2018	Arkansas	12	154
Cameron Butler	So.	2018	Arkansas	4	107
Preston Williams	Jr.	2018	Hawaii	9	188
Olabisi Johnson	Sr.	2018	Hawaii	6	157
Olabisi Johnson	Jr.	2017	vs. Marshall	6	119
Michael Gallup	Sr.	2017	Boise State	11	102
Michael Gallup	Sr.	2017	Air Force	7	161
Michael Gallup	Sr.	2017	Nevada	13	263
Michael Gallup	Sr.	2017	at Hawai'i	8	212
Michael Gallup	Sr.	2017	Abilene Christian	10	103
Michael Gallup	Sr.	2017	Oregon State	11	134
Olabisi Johnson	So.	2016	vs. Idaho	7	265
Michael Gallup	Jr.	2016	vs. Idaho ³	6	108
Michael Gallup	Jr.	2016	at San Diego State ⁴	7	139
Michael Gallup	Jr.	2016	New Mexico ³	5	116
Michael Gallup	Jr.	2016	at Air Force ²	13	213
Michael Gallup	Jr.	2016	Fresno State ¹	9	126
Michael Gallup	Jr.	2016	Utah State	7	140
Rashard Higgins	Jr.	2015	vs. Nevada	9	129
Rashard Higgins	Jr.	2015	at New Mexico	8	140
Rashard Higgins	Jr.	2015	UNLV	7	102
Rashard Higgins	Jr.	2015	at Utah State ³	10	115
Rashard Higgins	Jr.	2015	at UTSA ²	5	103
Rashard Higgins	Jr.	2015	vs. Colorado ¹	8	125
Rashard Higgins	So.	2014	Utah ⁸	7	110
Rashard Higgins	So.	2014	at Air Force ⁷	12	193
Rashard Higgins	So.	2014	New Mexico ⁶	10	167
Charles Lovett	Sr.	2014	Hawaii	4	134
Rashard Higgins	So.	2014	at San Jose State ⁵	8	143
Rashard Higgins	So.	2014	Wyoming ⁴	5	174
Rashard Higgins	So.	2014	Utah State ³	10	187
Rashard Higgins	So.	2014	at Nevada ²	10	194
Rashard Higgins	So.	2014	Tulsa ¹	6	178
Rashard Higgins	So.	2014	UC Davis	7	147
Elroy Masters Jr.	Fr.	2014	UC Davis	5	112
Joe Hansley	Jr.	2014	at Boise State	7	149
Rashard Higgins	So.	2014	at Boise State	11	143
Rashard Higgins	Fr.	2013	Air Force	7	127
Charles Lovett	Jr.	2013	Boise State	7	103
Rashard Higgins	Fr.	2013	at UTEP	6	156
Joe Hansley	Fr.	2012	New Mexico	5	102
Thomas Coffman	So.	2012	at Wyoming	4	146
Lou Greenwood	Sr.	2012	at Air Force	3	118
Lou Greenwood	Jr.	2011	San Jose State	6	149
Lou Greenwood	So.	2010	UNLV	2	128
Raymond Carter	Jr.	2010	Idaho	4	120
Byron Steele	So.	2010	at Miami (Ohio)	7	118
Dion Morton	Sr.	2009	Utah	5	106

Rashaun Greer	Sr.	2009	at Idaho	7	125
Tyson Liggett	Jr.	2009	at BYU	11	156
Rashaun Greer	Sr.	2009	Weber State	6	162
Dion Morton	Jr.	2008	at Wyoming	6	160
Rashaun Greer	Jr.	2008	at Air Force	7	145
Dion Morton	Jr.	2008	BYU	6	129
Kory Sperry	Sr.	2008	TCU	6	104
Rashaun Greer	Jr.	2008	UNLV	8	211
Dion Morton	Jr.	2008	Houston	5	126
Rashaun Greer	Jr.	2008	Sacramento State	9	152
Damon Morton	Sr.	2007	Georgia Southern	4	100
Johnny Walker	Sr.	2007	at New Mexico	7	177
Damon Morton	Sr.	2007	UNLV	3	124
Luke Roberts	Sr.	2007	at Houston	6	113
Damon Morton	Sr.	2007	Cal	5	114
Kory Sperry	Jr.	2007	vs. Colorado	8	103
Damon Morton	Jr.	2006	UNLV	5	115
Damon Morton	Jr.	2006	at Fresno State	5	103
Johnny Walker	Jr.	2006	vs. Colorado	10	158
David Anderson	Sr.	2005	vs. Navy	9	126
Kory Sperry	So.	2005	vs. Navy	8	117
David Anderson	Sr.	2005	at New Mexico	8	128
Johnny Walker	So.	2005	at New Mexico	5	119
David Anderson	Sr.	2005	Wyoming	6	169
Johnny Walker	So.	2005	at BYU	8	100
David Anderson	Sr.	2005	Utah	8	120
Luke Roberts	So.	2005	Air Force	5	123
David Anderson	Sr.	2005	Air Force	7	105
Johnny Walker	So.	2005	Nevada	4	120
Johnny Walker	So.	2005	at Minnesota	5	116
Dustin Osborn	Jr.	2005	at Minnesota	7	102
David Anderson	Sr.	2005	at Colorado	12	119
David Anderson	Jr.	2004	New Mexico	7	124
David Anderson	Jr.	2004	BYU	12	233
Dustin Osborn	So.	2004	Montana State	5	101
Dustin Osborn	So.	2004	Minnesota	6	122
David Anderson	Jr.	2004	at USC	9	137
David Anderson	Jr.	2004	at Colorado	9	156
David Anderson	So.	2003	vs. Boston College	10	134
David Anderson	So.	2003	at New Mexico	7	134
Chris Pittman	Sr.	2003	at Wyoming	9	109
David Anderson	So.	2003	Air Force	9	199
Chris Pittman	Sr.	2003	Utah	8	123
David Anderson	So.	2003	Miami (Ohio)	5	167
Chris Pittman	Sr.	2003	Weber State	7	111
David Anderson	So.	2003	at California	7	141
Chris Pittman	Sr.	2003	vs. Colorado	7	144
David Anderson	So.	2003	vs. Colorado	4	142
Chris Pittman	Jr.	2002	at Nevada	10	151
Pete Rebstock	Sr.	2001	Nevada	4	110
Pete Rebstock	Sr.	2001	vs. Colorado	6	103
Will Layne	Sr.	2000	at Wyoming	8	100
Pete Rebstock	Jr.	2000	at Air Force ³	9	168
Pete Rebstock	Jr.	2000	BYU ²	4	110
Pete Rebstock	Jr.	2000	at San Diego State ¹	5	100
Pete Rebstock	Jr.	2000	New Mexico	6	100
Frank Rice	Sr.	2000	at Arizona State	3	112
Frank Rice	Sr.	2000	vs. Colorado	4	113
Dallas Davis	Jr.	1999	at San Diego State	-	125
Dallas Davis	Jr.	1999	Nevada	-	122
Corey McCoy	Sr.	1998	TCU	-	121
Dallas Davis	Fr.	1997	vs. Missouri	-	115
Geoff Turner	Sr.	1997	at Wyoming	-	159
Paul Turner	Jr.	1997	Tulsa	-	140
Geoff Turner	Sr.	1997	at Utah State	-	104
Darran Hall	So.	1997	at Colorado	-	132
Geoff Turner	Jr.	1996	at Fresno State	-	123
Ronald Antoine	Sr.	1996	at Air Force	-	115
Jeremy Calhoun	Sr.	1996	at Air Force	-	131
Jeremy Calhoun	Sr.	1996	San Jose State	-	100
Geoff Turner	Jr.	1996	at Nebraska ⁴	-	125
Geoff Turner	Jr.	1996	UNLV ³	-	119
Geoff Turner	Jr.	1996	at Oregon ²	-	141
Geoff Turner	Jr.	1996	Colorado ¹	-	157
Jeremy Calhoun	Jr.	1995	at San Diego State	-	107
Paul Turner	Jr.	1995	UTEP	-	128
Paul Turner	Jr.	1995	at Air Force	-	107
Justin Shull	So.	1994	vs. Michigan	-	101
Paul Turner	Sr.	1994	at Fresno State	-	169
Eric Olsen	Sr.	1994	Wyoming	-	120
Eric Olsen	Sr.	1994	Utah	-	118

Paul Turner	Sr.	1994	at BYU	-	124
Eric Olsen	Sr.	1994	at New Mexico	-	143
Eric Olsen	Sr.	1994	San Diego State	-	114
Justin Shull	Jr.	1993	at Wyoming	-	108
Eric Olsen	Jr.	1993	Air Force	-	106
Greg Primus	Sr.	1992	Ohio	-	118
Greg Primus	Sr.	1992	UTEP	-	118
Greg Primus	Sr.	1992	LSU ³	-	110
Greg Primus	Sr.	1992	Fresno State ²	-	101
Greg Primus	Sr.	1992	Idaho ¹	-	152
Greg Primus	Jr.	1991	at Wyoming	-	143
Greg Primus	Jr.	1991	Hawaii	-	256
Greg Primus	Jr.	1991	at Nebraska	-	104
Greg Primus	Jr.	1991	Air Force	-	125
Greg Primus	So.	1990	at Hawaii	-	165
Mark Holmes	Jr.	1990	at Louisiana Tech	-	104
Greg Primus	So.	1990	at BYU	-	108
Greg Primus	So.	1990	UTEP	-	101
Gregg Scott	Sr.	1989	at Wyoming	-	128
Sean Willis	Jr.	1988	Hawaii	-	115
J. D. Brookhart	Sr.	1987	at Hawaii	-	168
Dewey Dorrough	Sr.	1987	Utah	-	103
J.D. Brookhart	Sr.	1987	Colorado	-	114
Bill Sherman	Sr.	1984	at Utah	-	170
Todd Tyrrell	Fr.	1984	Wyoming	-	142
Jeff Champine	Sr.	1983	Northern Colorado	-	219
Jeff Champine	Sr.	1983	New Mexico	-	192
Keli McGregor	Jr.	1983	Utah	-	135
Keli McGregor	Jr.	1983	Air Force	-	120
Jeff Champine	Jr.	1982	Hawaii	-	106
Jeff Raikes	Sr.	1982	at New Mexico ³	-	147
Jeff Raikes	Sr.	1982	UNLV ²	-	196
Jeff Raikes	Sr.	1982	UTEP ¹	-	126
Jeff Champine	Jr.	1982	at Air Force	-	102
Jeff Champine	Jr.	1982	UTEP	-	112
Jeff Champine	So.	1981	BYU	-	116
Jeff Raikes	Jr.	1981	at UTEP	-	111
Jeff Champine	So.	1981	Mississippi State	-	118
Jeff Raikes	So.	1980	at BYU	-	107
Tony Goolsby	Sr.	1980	Wyoming	-	189
Tony Goolsby	Sr.	1980	at New Mexico	-	147
Tony Goolsby	Sr.	1980	at Arizona	-	159
Tony Goolsby	Sr.	1980	West Virginia	-	147
Larry Jones	Sr.	1980	Air Force	-	109
Cecil Stockdale	Sr.	1979	at Wyoming	-	120
Mark R. Bell	Sr.	1978	Utah State	-	126
Alvin Lewis	So.	1978	Utah State	-	119
Mark R. Bell	Jr.	1977	at Arizona	-	109
Willie Miller	Sr.	1974	at Arizona State	-	230
Willie Miller	Sr.	1974	at Arizona	-	114
Willie Miller	Sr.	1974	at Arkansas	-	129
Willie Miller	Sr.	1974	Nevada	-	163
Willie Miller	Sr.	1974	BYU	-	155
Willie Miller	Sr.	1974	at New Mexico	-	121
Willie Miller	Sr.	1973	at UTEP	-	101
Willie Miller	Jr.	1973	Utah State	-	100
Willie Miller	Jr.	1973	at Idaho	-	119
Jim Kennedy	So.	1973	at Arizona State	-	109
Willie Miller	Jr.	1973	New Mexico State	-	108
Johnny Square	Sr.	1972	at Utah	-	116
Willie Miller	So.	1972	at Utah	-	107
Willie Miller	So.	1972	UTEP	-	109
Willie Miller	So.	1972	at Florida State	-	118
Willie Miller	So.	1972	Air Force	-	120
Rod Blackford	So.	1971	at Wichita State	-	100
Greg Stemrick	So.	1971	at BYU	-	127
Lawrence McCutcheon	Jr.	1970	Utah State	-	117
Tim Labus	Sr.	1970	UTEP	-	101
Lawrence McCutcheon	Jr.	1970	Wyoming	-	147
Harry Stevenson	Fr.	1969	at Air Force	-	129
Harry Stevenson	Fr.	1969	at Arizona State	-	116
Terry Swarn	Sr.	1968	Wyoming	-	108
Terry Swarn	Sr.	1968	at Wichita State	-	101

Individual 100-plus-yard receiving game streaks of three consecutive games or more denoted numerically next to the game.

Rashard Higgins did not play the Hawaii game in 2014; however, we have chosen to maintain his streak at eight for the official record book as, in our opinion, a streak like this cannot be snapped if the player doesn't play.

PLAYERS IN BOTH CHARTS

There are only three players in school history to have tallied at least one 100-yard receiving game and 100-yard rushing game.

Lawrence McCutcheon and Raymond Carter also accomplished the feat in the same game.

PLAYER	OPPONENT	YEAR	YARDS
Alvin Lewis, RB	Utah State	1978	119 (rec.)
Lawrence McCutcheon, RB	Utah State*	1970	117 (rec.)
	Wyoming	1970	147 (rec.)
Raymond Carter, RB	Idaho*	2010	120 (rec.)

100-YARD RECEIVERS IN THE SAME GAME

DATE	OPPONENT	PLAYERS	YARDS
9/3/21	South Dakota St.	Trey McBride	116
		Dante Wright	103
10/11/19	at New Mexico	Warren Jackson	214
		Dante Wright	105
10/19/18	at Boise State	Preston Williams	154
		Warren Jackson	105
9/8/18	Arkansas	Preston Williams	154
		Cameron Butler	107
8/25/18	Hawai'i	Preston Williams	188
		Olabisi Johnson	157
12/22/16	vs. Idaho	Olabisi Johnson	265
		Michael Gallup	108
9/13/14	UC Davis	Rashard Higgins	147
		Elroy Masters, Jr.	112
9/6/14	at Boise State	Joe Hansley	149
		Rashard Higgins	143
12/22/05	vs. Navy	David Anderson	126
		Kory Sperry	117
10/28/05	at New Mexico	David Anderson	128
		Johnny Walker	119
9/29/05	Air Force	Luke Roberts	123
		David Anderson	105
9/10/05	at Minnesota	Johnny Walker	116
		Dustin Osborn	102
8/30/03	vs. Colorado	Chris Pittman	144
		David Anderson	142
9/16/78	Utah State	Mark R. Bell	126
		Alvin Lewis	119
11/25/72	at Utah	Johnny Square	116
		Willie Miller	107

300-YARD PASSING GAMES (96)

Player	Class	Year	Opp.	Att-Cmp	Yds.
Todd Centeio	Sr.	2021	at Hawaii	29-48	527
Todd Centeio	Sr.	2021	South Dakota St.	29-42	304
Patrick O'Brien	Jr.	2019	Air Force	28-43	347
Patrick O'Brien	Jr.	2019	at Fresno State	23-42	322
Patrick O'Brien	Jr.	2019	at New Mexico	25-34	420
Patrick O'Brien	Jr.	2019	Toledo	32-52	405
Collin Hill	Jr.	2019	Western Illinois	25-32	367
Collin Hill	Jr.	2019	vs. Colorado	31-47	374
Collin Hill	So.	2018	Wyoming	34-54	333
K.J. Carta-Samuels	Sr.	2018	New Mexico	24-42	311
K.J. Carta-Samuels	Sr.	2018	Arkansas	32-47	389
K.J. Carta-Samuels	Sr.	2018	Hawaii	34-50	537
Nick Stevens	Sr.	2017	vs. Marshall ³	25-52	320
Nick Stevens	Sr.	2017	San Jose State ²	26-32	305
Nick Stevens	Sr.	2017	Boise State ¹	29-43	309
Nick Stevens	Sr.	2017	Nevada	26-37	384
Nick Stevens	Sr.	2017	at Hawai'i	18-22	351
Nick Stevens	Sr.	2017	Abilene Christian ³	25-40	337
Nick Stevens	Sr.	2017	vs. Colorado ²	24-47	309
Nick Stevens	Sr.	2017	Oregon State ¹	26-39	334
Nick Stevens	Jr.	2016	vs. Idaho	21-36	445
Nick Stevens	Jr.	2016	at Air Force	22-29	374
Collin Hill	Fr.	2016	Wyoming	23-41	370
Collin Hill	Fr.	2016	N. Colorado	21-27	315
Nick Stevens	So.	2015	vs. Nevada	22-42	310
Garrett Grayson	Sr.	2014	at Air Force	23-46	366
Garrett Grayson	Sr.	2014	New Mexico	23-29	389
Garrett Grayson	Sr.	2014	Wyoming	18-21	390
Garrett Grayson	Sr.	2014	Nevada	26-36	326
Garrett Grayson	Sr.	2014	UC Davis	22-31	425
Garrett Grayson	Sr.	2014	at Boise State	31-58	434
Garrett Grayson	Jr.	2013	vs. Washington State	31-50	369
Garrett Grayson	Jr.	2013	Air Force	26-34	395
Garrett Grayson	Jr.	2013	at New Mexico	20-28	302
Garrett Grayson	Jr.	2013	Boise State	36-53	397
Garrett Grayson	Jr.	2013	San Jose State	19-34	310
Garrett Grayson	Jr.	2013	UTEP	17-28	307
Conner Smith	Fr.	2012	at Wyoming	13-23	326
Pete Thomas	So.	2011	San Jose State	28-43	387
Pete Thomas	Fr.	2010	Idaho	29-36	386
Pete Thomas	Fr.	2010	at Miami (Ohio)	26-40	305
Grant Stucker	Sr.	2009	at BYU	31-51	372
Billy Farris	Sr.	2008	Sacramento State	21-33	321
Caleb Hanie	Sr.	2007	California	21-30	301
Justin Holland	Sr.	2005	vs. Navy	26-33	381
Justin Holland	Sr.	2005	at New Mexico	20-26	312
Justin Holland	Sr.	2005	Wyoming	20-37	419
Justin Holland	Sr.	2005	Air Force	17-26	318
Justin Holland	Jr.	2004	BYU	22-36	359
Justin Holland	Jr.	2004	Montana State	21-35	311
Justin Holland	Jr.	2004	at Colorado	29-41	403
Bradlee Van Pelt	Sr.	2003	Miami (Ohio)	14-24	323
Bradlee Van Pelt	Sr.	2003	at California	15-23	317
Bradlee Van Pelt	Sr.	2003	vs. Colorado	18-38	339
Matt Newton	Sr.	2000	at Air Force	22-41	334
Matt Newton	Sr.	2000	vs. Colorado	19-30	327
Matt Newton	Jr.	1999	Nevada	-	312
Ryan Eslinger	Sr.	1998	Wyoming	-	307
Ryan Eslinger	Sr.	1998	TCU	-	370
Moses Moreno	Sr.	1997	Tulsa	-	323
Moses Moreno	Jr.	1996	at Air Force	-	358
Moses Moreno	Jr.	1996	San Jose State	-	359
Moses Moreno	Jr.	1996	Colorado	-	312
Anthony Hill	Sr.	1994	at Fresno State	-	326
Anthony Hill	Sr.	1994	at New Mexico	-	364
Kevin Verdugo	Sr.	1991	Hawaii	-	315
Scooter Molander	Sr.	1988	at Tulsa	-	303
Scooter Molander	Sr.	1988	Air Force	-	323
Scooter Molander	Jr.	1987	vs. BYU	-	317
Scooter Molander	Jr.	1987	at SW Louisiana	-	302
Scooter Molander	Jr.	1987	at Hawaii	-	449
Scooter Molander	Jr.	1987	Utah	-	351
Scooter Molander	Jr.	1987	Colorado	-	398
Kelly Stouffer	Sr.	1986	at Utah	-	354
Kelly Stouffer	Sr.	1986	New Mexico	-	351
Kelly Stouffer	So.	1984	UTEP ³	-	308
Kelly Stouffer	So.	1984	at Utah ²	-	402
Kelly Stouffer	So.	1984	Wyoming ¹	-	389

Kelly Stouffer	So.	1984	Fullerton State	-	320
Terry Nugent	Sr.	1983	Northern Colorado	-	418
Terry Nugent	Sr.	1983	New Mexico	-	434
Terry Nugent	Sr.	1983	San Diego State ³	-	349
Terry Nugent	Sr.	1983	at Arizona ²	-	313
Terry Nugent	Sr.	1983	Utah ¹	-	405
Terry Nugent	Sr.	1983	at Air Force	-	312
Terry Nugent	Jr.	1982	UNLV	-	405
Terry Nugent	Jr.	1982	UTEP	-	374
Tom Thenell	So.	1981	at UTEP	-	322
Tom Thenell	So.	1981	Mississippi State	-	308
Steve Fairchild	Sr.	1980	Wyoming	-	406
Steve Fairchild	Sr.	1980	at Arizona ³	-	330
Steve Fairchild	Sr.	1980	West Virginia ²	-	320
Steve Fairchild	Sr.	1980	Air Force ¹	-	322
Mark Driscoll	Jr.	1974	at Arizona State	-	325
Mark Driscoll	Jr.	1974	Nevada	-	305
Pat Juliana	Jr.	1972	at Utah	-	387

GENERAL

THE RAMS

2022 REVIEW

HISTORY

UNIVERSITY

300-YARD PASSER RECORDS

Career

1.	Garrett Grayson, 2011-14	12
2.	Nick Stevens, 2015-17	11
3.	Terry Nugent, 1980-83	8
4.	Justin Holland, 2002-05	7
	Scooter Molander, 1987-88	7
	Kelly Stouffer, 1984-86	7

Season

1.	Nick Stevens, 2017	8
2.	Garrett Grayson, 2014	7
	Garrett Grayson, 2013	7
	Terry Nugent, 1983	7
5.	Scooter Molander, 1987	5

Lawrence McCutcheon, 1970	ATT	YDS	TD
9/12 at New Mexico State	22	99	1
9/19 at Arizona State	21	64	0
9/26 at Iowa State	19	81	0
10/3 at Air Force	13	35	0
10/10 vs. Wyoming	19	66	0
10/17 vs. UTEP	26	79	0
10/24 at West Virginia	22	77	0
10/31 vs. Utah State	22	107	2
11/7 vs. BYU	39	233	0
11/14 vs. Pacific	15	59	1
11/21 at Toledo	24	148	2
TOTAL	242	1,048	6

Lawrence McCutcheon, 1971	ATT	YDS	TD
9/18 at BYU	24	73	1
9/25 at Idaho	18	81	0
10/2 at Wyoming	34	142	0
10/9 Arizona State	19	54	0
10/16 at Utah	3	5	1
10/23 Air Force	21	95	0
10/30 Utah State	29	129	2
11/6 at Wichita State	30	150	1
11/13 West Texas State	29	169	1
11/20 at UTEP	32	160	1
11/27 New Mexico State	22	86	1
TOTAL	261	1,189	8

Alvin Lewis, 1980	ATT	YDS	TD
9/7 Air Force	23	100	0
9/13 West Virginia	14	82	1
9/20 at Arizona	14	40	1
9/27 UNLV	9	30	0
10/4 Iowa State	0	0	0
10/11 at New Mexico	18	60	1
10/18 at SDSU	23	157	1
10/25 at Utah	30	196	0
11/1 Wyoming	26	149	1
11/8 UTEP	26	156	2
11/15 at BYU	21	72	1
TOTAL	211	1,047	8

Steve Bartalo, 1983	ATT	YDS	TD
9/3 Air Force	0	0	0
9/10 at Hawai'i	0	0	0
9/17 at Colorado	17	61	0
9/24 at Iowa State	43	134	1
10/1 Utah	25	91	1
10/8 at Arizona	24	71	0
10/15 San Diego State	22	58	0
10/22 at UTEP	38	205	2
10/29 New Mexico	29	92	0
11/5 Northern Colorado	32	112	2
11/12 at BYU	31	126	1
11/19 at Wyoming	31	160	1
TOTAL	292	1,161	8

Steve Bartalo, 1985	ATT	YDS	TD
9/7 at Colorado	17	106	0
9/14 UTEP	27	174	3
9/21 at LSU	26	68	0
9/28 at SDSU	21	113	0
10/5 BYU	13	19	1
10/12 at New Mexico	47	152	3
10/19 Air Force	47	207	1
10/26 at Wyoming	31	113	1
11/2 at Hawai'i	13	25	0
11/9 Southern Miss	30	121	2
11/16 Utah	37	177	1
11/23 at Miami	29	93	0
TOTAL	338	1,368	12

Steve Bartalo, 1986	ATT	YDS	TD
9/6 at Colorado	39	145	1
9/13 at Arizona	24	55	0
9/20 Northern Colorado	29	168	4
9/27 at Air Force	21	55	1
10/3 at BYU	33	131	3
10/18 Hawai'i	37	108	2
10/25 Wyoming	33	117	2
11/1 San Diego State	37	149	0
11/8 at Utah	35	181	2
11/15 New Mexico	35	150	2
11/22 at UTEP	39	162	2
TOTAL	362	1,419	19

Tony Alford, 1989	ATT	YDS	TD
9/2 at Tennessee	8	25	0
9/10 at Colorado	20	144	1
9/16 CS-Fullerton	21	121	0
9/23 E. Michigan	15	107	1
9/30 Air Force	17	59	0
10/7 at New Mexico	0	0	0
10/14 BYU	9	33	0
10/21 Hawai'i	13	139	1
10/28 at Utah	28	310	3
11/4 at Wyoming	10	17	0
11/11 at UTEP	14	84	0
TOTAL	157	1,076	6

Brian Copeland, 1991	ATT	YDS	TD
8/31 Arkansas State	15	47	2
9/7 Air Force	17	134	0
9/14 at Nebraska	14	59	0
9/21 at Southern Miss	17	63	0
9/28 Hawai'i	18	79	1
10/5 at UTEP	24	108	0
10/19 at Utah	21	85	0
10/26 at Wyoming	0	0	0
10/31 BYU	18	84	0
11/9 at San Diego State	23	164	0
11/16 New Mexico	23	233	2
TOTAL	190	1,028	5

Leonice Brown, 1992	ATT	YDS	TD
9/5 at Colorado	7	28	0
9/12 Idaho	16	87	0
9/19 at Fresno State	11	50	0
9/26 at LSU	9	116	1
10/3 Utah	10	132	1
10/10 UTEP	17	176	0
10/17 at Air Force	10	15	0
10/24 Wyoming	5	22	0
10/31 San Diego State	19	111	0
11/7 at Hawai'i	20	82	1
11/14 Ohio	18	160	1
11/21 at New Mexico	14	72	1
TOTAL	156	1127	5

Damon Washington, 1996	ATT	YDS	TD
8/31 Tenn.-Chatt.	16	212	2
9/7 Colorado	11	79	0
9/14 at Oregon	14	58	1
9/21 UNLV	19	117	1
9/28 at Nebraska	13	44	0
10/5 at Hawai'i	20	112	2
10/12 at Tulsa	19	188	1
10/19 San José State	23	106	0
10/26 San Diego State	23	152	1
11/2 at Air Force	4	7	0
11/9 at Fresno State	0	0	0
11/16 Wyoming	0	0	0
TOTAL	162	1096	8

Calvin Branch, 1996	ATT	YDS	TD
8/31 Tenn.-Chatt.	5	127	3
9/7 Colorado	5	12	1
9/14 at Oregon	10	73	1
9/21 UNLV	17	121	1
9/28 at Nebraska	12	36	0
10/5 at Hawai'i	17	86	1
10/12 at Tulsa	12	56	1
10/19 San José State	17	99	2
10/26 SDSU	39	196	2
11/2 at Air Force	26	124	3
11/9 at Fresno State	30	191	3
11/16 Wyoming	38	158	3
TOTAL	228	1279	21

Kevin McDougal, 1997	ATT	YDS	TD
8/30 Nevada	15	127	1
9/6 at Colorado	16	59	0
9/13 at Utah State	22	104	2
9/20 Air Force	8	19	0
10/4 Hawai'i	14	103	1
10/11 at San José State	11	40	1
10/18 at Wyoming	9	91	0
10/26 Tulsa	6	55	1
11/1 at UNLV	11	112	1
11/8 Fresno State	8	83	2
11/22 at San Diego State	10	63	1
12/6 vs. New Mexico	20	255	3
12/29 vs. Missouri	18	110	0
TOTAL	150	1121	13

Damon Washington, 1997	ATT	YDS	TD
8/30 Nevada	25	188	3
9/6 at Colorado	13	34	0
9/13 at Utah State	15	76	0
9/20 Air Force	16	155	0
10/4 Hawai'i	8	40	0
10/11 at San José State	16	85	1
10/18 at Wyoming	16	86	0
10/26 Tulsa	14	111	1
11/1 at UNLV	14	87	2
11/8 Fresno State	11	25	0
11/22 at SDSU	16	129	0
12/6 vs. New Mexico	16	96	1
12/29 vs. Missouri	16	83	0
TOTAL	180	1195	8

Kevin McDougal, 1999	ATT	YDS	TD
9/4 vs. Colorado	22	190	2
9/11 Nevada	19	147	0
9/16 at BYU	0	0	0
10/2 New Mexico St.	12	66	0
10/9 at Fresno State	13	99	0
10/16 San Diego State	24	81	1
10/23 at Wyoming	14	61	0
10/28 Utah	28	115	1
11/6 at New Mexico	25	92	1
11/18 Air Force	26	200	1
11/27 at Nevada	24	113	2
12/31 vs. Southern Miss	25	59	0
TOTAL	207	1223	8

Cecil Sapp, 2002	ATT	YDS	TD
8/22 at Virginia	25	178	2
8/31 vs. Colorado	22	80	2
9/7 at UCLA	24	105	0
9/14 Louisville	30	130	3
9/28 at Nevada	26	125	1
10/4 at Fresno State	25	94	1
10/12 Wyoming	34	143	2
10/19 at Utah	23	71	1
10/24 BYU	25	164	2
10/31 at Air Force	29	132	2
11/16 San Diego State	20	80	1
11/26 New Mexico	14	36	0
11/30 UNLV	31	157	0
12/31 vs. TCU	19	106	0
TOTAL	347	1601	17

Kyle Bell, 2005	ATT	YDS	TD
9/3 vs. Colorado	14	66	0
9/10 at Minnesota	4	18	0
9/24 Nevada	33	183	1
9/29 Air Force	32	197	3
10/8 Utah	25	140	1
10/15 at BYU	9	36	0
10/22 Wyoming	35	123	0
10/28 at New Mexico	30	95	1
11/5 at TCU	15	41	0
11/12 San Diego State	33	176	1
11/19 at UNLV	24	91	2
12/22 vs. Navy	22	122	1
TOTAL	276	1288	10

GENERAL

THE RAMS

2022 REVIEW

HISTORY

UNIVERSITY

Gartrell Johnson III, 2008	ATT	YDS	TD
8/31 vs. Colorado	12	95	0
9/6 Sacramento State	20	73	1
9/20 Houston	19	69	1
9/27 at Cal	15	63	0
10/4 UNLV	33	191	3
10/11 TCU	16	30	1
10/18 at Utah	20	95	0
10/25 San Diego State	26	130	0
11/1 BYU	18	102	1
11/8 at Air Force	19	81	1
11/15 New Mexico	30	127	1
11/22 at Wyoming	23	135	1
12/20 at Fresno State	27	285	2
TOTAL	278	1,476	12

Chris Nwoke, 2011	ATT	YDS	TD
9/03 at New Mexico	15	56	1
9/10 Northern Colorado	9	53	1
9/17 vs. Colorado	7	35	0
9/24 at Utah State	24	86	2
10/1 San José State	7	19	0
10/15 Boise State	15	79	0
10/22 at UTEP	23	101	1
10/29 at UNLV	23	160	1
11/12 San Diego State	22	236	1
11/19 at TCU	21	63	0
11/26 Air Force	29	272	2
12/3 Wyoming	5	16	0
TOTAL	200	1,130	9

Kapri Bibbs, 2013	ATT	YDS	TD
9/1 vs. Colorado	15	70	2
9/7 at Tulsa	9	84	0
9/14 Cal Poly	11	54	1
9/21 at Alabama	5	15	0
9/28 UTEP	13	147	3
10/12 San José State	12	73	0
10/19 at Wyoming	29	203	3
10/26 at Hawai'i	33	141	3
11/2 Boise State	25	74	3
11/9 Nevada	30	317	4
11/16 at New Mexico	38	298	6
11/23 at Utah State	18	56	0
11/30 Air Force	16	80	3
12/21 vs. Wash. State	27	174	3
TOTAL	281	1,786	31

Dee Hart, 2014	ATT	YDS	TD
8/29 vs. Colorado	22	139	2
9/6 at Boise State	10	16	0
9/13 UC Davis	8	38	0
9/27 at Boston College	10	117	0
10/4 Tulsa	11	143	2
10/11 at Nevada	23	90	1
10/18 Utah State	12	60	1
10/25 Wyoming	13	87	0
11/1 at San José State	24	104	4
11/8 Hawai'i	11	115	1
11/22 New Mexico	20	230	5
11/28 at Air Force	23	115	0
12/20 vs. Utah	7	21	0
TOTAL	194	1,275	16

Dalyn Dawkins, 2017	ATT	YDS	TD
8/26 Oregon State	15	67	1
9/1 vs. Colorado	14	43	0
9/9 Abilene Christian	12	73	1
9/16 at Alabama	10	59	0
9/30 at Hawai'i	17	130	1
10/7 at Utah State	21	121	0
10/14 Nevada	17	191	1
10/20 at New Mexico	12	71	0
10/28 Air Force	13	141	1
11/4 at Wyoming	29	154	0
11/11 Boise State	32	161	2
11/18 San Jose State	24	138	1
12/16 vs. Marshall	10	50	0
TOTAL	226	1,399	8

Willie Miller, 1974		REC	YDS	TD
9/14	at New Mexico	6	121	1
9/21	at Florida State	3	40	1
9/28	Memphis State	5	82	1
10/5	BYU	5	155	1
10/12	at Utah State	4	68	0
10/19	Nevada	6	163	3
10/26	at Arkansas	5	129	0
11/2	Wyoming	3	29	0
11/9	at Arizona	4	114	1
11/16	UTEP	3	62	0
11/23	at Arizona State	9	230	1
TOTAL		53	1,193	9

Jeff Champine, 1983		REC	YDS	TD
9/3	Air Force	8	90	1
9/10	at Hawai'i	0	0	0
9/17	at Colorado	0	0	0
9/24	at Iowa State	0	0	0
10/1	Utah	5	96	0
10/8	at Arizona	6	28	1
10/15	San Diego State	4	71	1
10/22	at UTEP	2	28	1
10/29	New Mexico	14	192	1
11/5	Northern Colorado	12	219	2
11/12	at BYU	0	0	0
11/19	at Wyoming	6	75	0
TOTAL		63	1,002	7

Greg Primus, 1991		REC	YDS	TD
8/31	Arkansas State	2	30	0
9/7	Air Force	8	125	1
9/14	at Nebraska	7	104	2
9/21	at Southern Miss	5	66	1
9/28	Hawai'i	10	256	2
10/5	at UTEP	7	84	0
10/19	at Utah	5	52	1
10/26	at Wyoming	9	143	1
10/31	BYU	6	82	0
11/10	at San Diego State	2	51	0
11/16	New Mexico	6	88	0
TOTAL		67	1,081	8

Greg Primus, 1992		REC	YDS	TD
9/5	at Colorado	4	81	0
9/12	Idaho	9	152	1
9/19	at Fresno State	4	101	1
9/26	at LSU	8	110	0
10/3	Utah	7	95	0
10/10	UTEP	7	118	3
10/17	at Air Force	1	14	0
10/24	Wyoming	5	83	0
10/31	San Diego State	3	40	0
11/7	Hawai'i	5	42	0
11/14	Ohio	2	118	1
11/21	at New Mexico	5	53	0
TOTAL		60	1007	6

David Anderson, 2003		REC	YDS	TD
8/30	vs. Colorado	4	142	1
9/6	at Cal	7	141	1
9/13	Weber State	4	52	0
9/20	Miami (Ohio)	5	167	2
9/27	Utah	8	85	1
10/4	Fresno State	6	87	1
10/9	at BYU	2	35	0
10/16	Air Force	9	199	1
11/1	at Wyoming	2	28	0
11/7	at New Mexico	7	134	1
11/15	San Diego State	7	77	0
11/22	at UNLV	1	12	0
12/31	vs. Boston College	10	134	1
TOTAL		72	1,293	9

David Anderson, 2005		REC	YDS	TD
9/3	at Colorado	12	119	1
9/10	at Minnesota	4	58	0
9/24	Nevada	6	68	0
9/29	Air Force	7	105	2
10/8	Utah	8	120	1
10/15	at BYU	5	54	1
12/22	Wyoming	6	169	1
10/28	at New Mexico	8	128	2
11/5	at TCU	7	96	0
11/12	San Diego State	8	88	0
11/19	at UNLV	6	90	0
12/22	vs. Navy	9	126	0
TOTAL		86	1,221	8

Rashaun Greer, 2008		REC	YDS	TD
8/31	vs. Colorado	8	70	0
9/6	Sacramento State	9	152	0
9/20	Houston	5	42	0
9/27	at Cal	3	95	0
10/4	UNLV	8	211	1
10/11	TCU	0	0	0
10/18	at Utah	3	67	0
10/25	at San Diego State	4	78	0
11/1	BYU	5	64	1
11/8	at Air Force	7	145	0
11/15	New Mexico	6	71	0
11/22	at Wyoming	4	50	0
12/20	vs. Fresno State	1	69	1
TOTAL		63	1,114	3

Rashard Higgins, 2014		REC	YDS	TD
8/29	vs. Colorado	1	16	1
9/6	at Boise State	11	143	0
9/13	UC Davis	7	147	2
9/27	at Boston College	9	98	1
10/4	Tulsa	6	178	4
10/11	at Nevada	10	194	2
10/18	Utah State	10	187	0
10/25	Wyoming	5	174	2
11/1	at San José State	8	143	1
11/8	Hawai'i	-	-	-
11/22	New Mexico	10	167	2
11/28	at Air Force	12	193	2
12/20	vs. Utah	7	110	0
TOTAL		96	1,750	17

Rashard Higgins, 2015	REC	YDS	TD
9/5 Savannah State	7	84	1
9/12 Minnesota	-	-	-
9/19 vs. Colorado	8	125	1
9/26 at UTSA	5	103	1
10/3 at Utah State	11	115	1
10/10 Boise State	3	42	0
10/17 Air Force	7	74	0
10/31 San Diego State	5	75	1
11/7 at Wyoming	4	49	0
11/14 UNLV	7	102	3
11/21 at New Mexico	8	140	0
11/28 at Fresno State	1	24	0
12/29 vs. Nevada	9	129	0
TOTAL	75	1,062	8

Michael Gallup, 2016	REC	YDS	TD
9/2 vs. Colorado	4	38	0
9/10 UTSA	-	-	-
9/17 Northern Colorado	4	82	1
9/24 at Minnesota	6	53	1
10/1 Wyoming	4	75	0
10/8 Utah State	7	140	1
10/15 at Boise State	4	91	1
10/22 at UNLV	7	91	1
11/5 Fresno State	9	126	1
11/12 at Air Force	13	213	1
11/19 New Mexico	5	116	1
11/26 at San Diego State	7	139	3
12/22 vs. Idaho	6	108	3
TOTAL	76	1,272	14

Michael Gallup, 2017	REC	YDS	TD
8/26 Oregon State	11	134	0
9/1 vs. Colorado	5	67	0
9/9 Abilene Christian	10	103	1
9/16 at Alabama	5	81	0
9/30 at Hawai'i	8	212	1
10/7 at Utah State	7	88	0
10/14 Nevada	13	263	3
10/20 at New Mexico	6	58	0
10/28 Air Force	7	161	1
11/4 at Wyoming	4	29	0
11/11 Boise State	11	102	1
11/18 San Jose State	7	47	0
12/16 vs. Marshall	6	68	0
TOTAL	100	1,413	7

Preston Williams, 2018	REC	YDS	TD
8/25 Hawaii	9	188	2
8/31 vs. Colorado	6	49	0
9/8 Arkansas	12	154	2
9/15 at Florida	9	106	0
9/22 Illinois State	3	14	0
10/6 at San Jose State	4	67	2
10/13 New Mexico	9	93	1
10/19 at Boise State	9	154	1
10/26 Wyoming	10	126	0
11/10 at Nevada	7	69	1
11/17 Utah State	6	77	2
11/22 at Air Force	12	248	3
TOTAL	96	1,345	14

Warren Jackson, 2019	REC	YDS	TD
8/30 vs. Colorado	8	87	1
9/7 Western Illinois	7	55	0
9/14 at Arkansas	4	53	1
9/21 Toledo	12	132	1
10/11 at New Mexico	9	214	2
10/26 at Fresno State	9	178	1
11/2 UNLV	6	133	0
11/16 Air Force	8	88	0
11/22 at Wyoming	6	95	1
11/29 Boise State	8	84	1
TOTAL	77	1,119	8

Trey McBride, 2021	REC	YDS	TD
9/3 South Dakota State	13	116	0
9/11 Vanderbilt	8	114	1
9/18 at Toledo	9	109	0
9/25 at Iowa	6	59	0
10/9 San Jose State	6	60	0
10/16 at New Mexico	7	135	0
10/22 at Utah State	6	44	0
10/30 Boise State	10	103	0
11/6 at Wyoming	9	98	0
11/13 Air Force	4	81	0
11/20 at Hawai'i	6	89	0
11/27 Nevada	6	113	0
TOTAL	90	1,121	1

Tory Horton, 2022	REC	YDS	TD
9/3 at Michigan	6	69	1
9/10 Middle Tennessee	9	186	3
9/17 at Washington State	5	45	0
9/24 Sacramento State	3	127	1
10/7 at Nevada	9	64	0
10/15 Utah State	0	0	0
10/22 Hawaii	3	47	0
10/29 at Boise State	6	63	0
11/5 at San Jose State	9	196	1
11/12 Wyoming	8	168	0
11/19 at Air Force	3	35	1
11/25 New Mexico	10	131	1
TOTAL	71	1,131	8

Total Offense (by yards)

Year	Player	Plays	Rush	Pass	Total
1949	Frank Faucett	-	733	0	733
1950	Mark McKie	-	457	0	457
1951	Don Burroughs	-	-96	1,279	1,183
1952	Don Burroughs	212	80	866	946
1953	Bob Rollins	-	138	474	612
1954	Gary Glick	267	458	811	1,269
1955	Gary Glick	184	579	248	827
1956	Wayne Walter	126	471	59	530
1957	Frank Gupton	97	540	10	550
1958	Wayne Schneider	85	580	7	587
1959	Wayne Schneider	95	457	51	508
1960	Brady Keys	-	368	63	431
1961	Leroy Guitierrez	122	97	387	484
1962	John Christensen	205	187	562	749
1963	Ken Hines	-	531	0	531
1964	Jess Willis	145	580	0	580
1965	Oscar Reed	149	725	0	725
1966	Oscar Reed	189	946	0	946
1967	Gerry Montiel	276	119	985	1,044
1968	Gerry Montiel	261	22	1,031	1,053
1969	Chip Maxwell	286	114	1,257	1,371
1970	Wayne Smith	449	231	1,861	2,092
1971	Lawrence McCutcheon	261	1,112	0	1,112
1972	Pat Juliana	310	938	339	1,277
1973	Jan Stuebbe	358	-92	1,938	1,846
1974	Mark Driscoll	268	-96	2,016	1,920
1975	Mark Driscoll	251	-55	1,246	1,191
1976	Dan Graham	197	43	816	859
1977	Dan Graham	295	-68	1,692	1,624
1978	Keith Lee	248	392	703	1,095
1979	Keith Lee	303	200	993	1,193
1980	Steve Fairchild	455	-189	2,578	2,309
1981	Tom Thenell	227	-105	1,079	974
1982	Terry Nugent	455	-233	2,595	2,362
1983	Terry Nugent	523	-276	3,319	3,043
1984	Kelly Stouffer	340	-130	2,151	2,021
1985	Kelly Stouffer	386	-132	2,387	2,255
1986	Kelly Stouffer	430	-214	2,604	2,390
1987	Scooter Molander	479	-414	3,168	2,754
1988	Scooter Molander	382	-161	2,232	2,071
1989	Mike Gimenez	247	113	1,223	1,336
1990	Mike Gimenez	217	117	1,176	1,293
1991	Kevin Verdugo	329	-148	2,138	1,990
1992	Anthony Hill	338	344	1,669	2,013
1993	Anthony Hill	363	433	1,636	2,069
1994	Anthony Hill	383	158	2,841	2,999
1995	Moses Moreno	210	-135	1,530	1,395
1996	Moses Moreno	405	-18	2,921	2,903
1997	Moses Moreno	344	-113	2,463	2,350
1998	Ryan Eslinger	392	38	2,386	2,424
1999	Matt Newton	407	-44	2,596	2,552
2000	Matt Newton	375	-201	2,767	2,566
2001	Bradlee Van Pelt	294	580	1,353	1,933
2002	Bradlee Van Pelt	437	819	2,073	2,892
2003	Bradlee Van Pelt	467	909	2,845	3,754
2004	Justin Holland	216	-82	1,622	1,540
2005	Justin Holland	406	-174	3,185	3,011
2006	Caleb Hanie	450	55	2,427	2,482
2007	Caleb Hanie	385	6	2,455	2,461
2008	Billy Farris	425	-34	2,934	2,900
2009	Grant Stucker	260	9	1,874	1,883
2010	Pete Thomas	468	-117	2,662	2,545
2011	Pete Thomas	317	-36	1,607	1,571
2012	Conner Smith	132	-34	1,022	988
2013	Garrett Grayson	547	119	3,696	3,815
2014	Garrett Grayson	477	-46	4,006	3,960
2015	Nick Stevens	391	36	2,679	2,715
2016	Nick Stevens	216	53	1,936	1,989
2017	Nick Stevens	513	123	3,799	3,922
2018	K.J. Carta-Samuels	405	-14	2,261	2,247
2019	Patrick O'Brien	401	-21	2,803	2,782
2020	Patrick O'Brien	103	10	591	601
2021	Todd Centeio	511	439	2,958	3,397
2022	Clay Millen	334	-28	1,910	1,882

All-Purpose Yards

Year	Player	Rush	Rec	PR	KR	IR	Total
1954	Gary Glick	458	0	9	0	0	467
1955	Gary Glick	579	66	126	184	40	995
1956	Wayne Walter	471	124	10	278	0	883
1957	Frank Gupton	540	162	55	44	0	801
1958	Wayne Schneider	580	135	84	62	0	861
1959	Wayne Schneider	457	97	56	125	86	821
1960	not available						
1961	Dennis Wohlhueter	308	131	0	68	15	522
1962	Phil Jackson	314	25	5	159	0	503
1963	not available						
1964	Jess Willis	580	110	11	61	0	762
1965	Oscar Reed	725	21	0	0	0	746
1966	Oscar Reed	946	97	0	20	0	1,063
1967	Oscar Reed	910	110	0	165	0	1,185
1968	Charles Pigeon	579	73	0	0	0	652
1969	Lawrence McCutcheon	797	155	71	215	0	1,238
1970	Lawrence McCutcheon	1,008	486	0	316	0	1,810
1971	Lawrence McCutcheon	1,112	197	0	299	0	1,608
1972	Willie Miller	16	739	0	312	0	1,067
1973	Willie Miller	4	793	0	0	0	797
1974	Willie Miller	18	1,193	0	0	0	1,211
1975	Ron Harris	836	186	0	87	0	1,109
1976	Mark Davis	845	65	0	122	0	1,032
1977	Larry Jones	790	28	0	253	0	1,071
1978	Larry Jones	898	163	0	292	0	1,353
1979	Alvin Lewis	635	41	48	225	0	949
1980	Alvin Lewis	1,047	335	139	400	0	1,921
1981	Jeff Champine	0	882	0	0	0	882
1982	Jeff Champine	0	904	0	0	0	904
1983	Steve Bartalo	1,113	284	0	0	0	1,397
1984	Steve Bartalo	913	182	0	0	0	1,095
1985	Steve Bartalo	1,368	324	0	0	0	1,692
1986	Steve Bartalo	1,419	289	0	0	0	1,708
1987	Scott Whitehouse	812	336	0	0	0	1,148
1988	Scott Whitehouse	713	368	0	0	0	1,081
1989	Tony Alford	1,035	167	0	0	0	1,202
1990	Brian Copeland	940	195	0	0	0	1,135
1991	Greg Primus	0	1,081	0	147	0	1,228
1992	Leonice Brown	1,051	46	0	45	0	1,142
1993	E.J. Watson	695	27	0	0	0	722
1994	Eric Olsen	0	825	0	0	0	825
1995	E.J. Watson	885	101	0	0	0	986
1996	Calvin Branch	1,279	128	0	431	0	1,838
1997	Kevin McDougal	1,111	100	0	22	0	1,233
1998	Darran Hall	65	629	302	95	0	1,091
1999	Kevin McDougal	1,164	58	0	0	0	1,222
2000	Pete Rebstock	0	802	490	294	0	1,586
2001	Pete Rebstock	10	619	48	511	0	1,188
2002	Cecil Sapp	1,496	69	0	0	0	1,565
2003	David Anderson	0	1,293	16	174	0	1,483
2004	David Anderson	-5	940	69	46	0	1,050
2005	Kyle Bell	1,288	33	0	0	0	1,321
2006	Damon Morton	17	722	204	368	0	1,311
2007	Damon Morton	143	774	60	607	0	1,584
2008	Gartrell Johnson	1,476	295	0	0	0	1,771
2009	Dion Morton	39	443	62	756	0	1,300
2010	Tony Drake	85	71	1	704	0	861
2011	Chris Nwoke	1,130	143	0	0	0	1,273
2012	Donnell Alexander	587	155	0	76	0	818
2013	Kapri Bibbs	1,741	59	0	0	0	1,800
2014	Rashard Higgins	0	1,750	0	0	0	1,750
2015	Rashard Higgins	20	1,062	0	0	0	1,082
2016	Michael Gallup	15	1,272	0	0	0	1,287
2017	Dayln Dawkins	1,399	310	0	16	0	1,725
2018	Preston Williams	13	1,345	1	119	0	1,478
2019	Dante Wright	214	805	135	0	0	1,154
2020	Thomas Pannunzio	1	0	32	411	0	444
2021	Trey McBride	69	1,121	0	0	0	1,190
2022	Tory Horton	6	1,131	171	0	0	1,308

Passing (by yards)

Year	Player	Att	Cmp	Int	Yds	TD
1951	Don Burroughs	160	86	0	1,279	8
1952	Don Burroughs	151	76	11	866	7
1953	Bob Rollins	71	35	0	474	3
1954	Gary Glick	137	58	8	811	5
1955	Jerry Callahan	52	22	2	302	2
1956	Jerry Callahan	57	14	9	342	4
1957	Louie Long	56	21	8	328	1
1958	Fred Glick	62	28	3	372	4
1959	Bill Wade	33	14	3	197	1
1960	Jon Crider	64	25	5	305	2
1961	Leroy Guitierrez	82	37	5	387	2
1962	John Christensen	133	56	14	562	2
1963	John Christensen	93	29	6	322	1
1964	Eddie Belt	100	33	9	387	3
1965	Bob Wolfe	109	47	4	568	7
1966	Bob Wolfe	160	65	8	890	6
1967	Gerry Montiel	194	76	11	985	6
1968	Gerry Montiel	202	75	12	1,031	6
1969	Chip Maxwell	205	109	8	1,257	8
1970	Wayne Smith	321	136	17	1,861	8
1971	Scott Simmons	121	55	9	668	1
1972	Pat Juliana	168	68	16	938	4
1973	Jan Stuebbe	210	146	15	1,938	11
1974	Mark Driscoll	246	122	14	2,016	19
1975	Mark Driscoll	227	109	11	1,246	4
1976	Dan Graham	116	55	5	816	2
1977	Dan Graham	228	97	11	1,692	17
1978	Steve Fairchild	115	57	8	905	6
1979	Keith Lee	166	77	8	993	4
1980	Steve Fairchild	392	200	17	2,578	15
1981	Tom Thenell	185	80	7	1,079	11
1982	Terry Nugent	382	201	19	2,595	18
1983	Terry Nugent	433	275	20	3,319	12
1984	Kelly Stouffer	295	168	13	2,151	14
1985	Kelly Stouffer	346	204	11	2,387	15
1986	Kelly Stouffer	374	205	14	2,604	7
1987	Scooter Molander	407	237	18	3,168	16
1988	Scooter Molander	347	175	22	2,232	9
1989	Mike Gimenez	179	97	11	1,223	6
1990	Kevin Verdugo	159	93	7	1,188	2
1991	Kevin Verdugo	265	159	11	2,138	17
1992	Anthony Hill	231	112	13	1,669	10
1993	Anthony Hill	263	121	7	1,636	10
1994	Anthony Hill	330	176	14	2,841	18
1995	Moses Moreno	199	104	8	1,530	11
1996	Moses Moreno	335	193	12	2,921	18
1997	Moses Moreno	281	175	9	2,463	22
1998	Ryan Eslinger	336	206	11	2,386	14
1999	Matt Newton	370	213	14	2,596	19
2000	Matt Newton	362	211	14	2,767	20
2001	Bradlee Van Pelt	208	99	12	1,353	9
2002	Bradlee Van Pelt	287	150	7	2,073	10
2003	Bradlee Van Pelt	297	180	13	2,845	19
2004	Justin Holland	197	121	10	1,622	6
2005	Justin Holland	369	235	15	3,185	23
2006	Caleb Hanie	342	209	12	2,427	11
2007	Caleb Hanie	293	188	15	2,455	18
2008	Billy Farris	379	233	13	2,934	19
2009	Grant Stucker	251	133	12	1,874	12
2010	Pete Thomas	391	253	13	2,662	11
2011	Pete Thomas	261	161	8	1,607	7
2012	Conner Smith	126	80	6	1,022	6
2013	Garrett Grayson	478	297	11	3,696	23
2014	Garrett Grayson	420	270	7	4,006	32
2015	Nick Stevens	347	211	12	2,679	21
2016	Nick Stevens	201	129	5	1,936	19
2017	Nick Stevens	459	284	10	3,799	29
2018	K.J. Carta-Samuels	298	183	9	2,261	19
2019	Patrick O'Brien	338	209	7	2,803	13
2020	Patrick O'Brien	80	45	2	591	3
2021	Todd Centeio	380	229	10	2,958	15
2022	Clay Millen	234	169	6	1,910	10

Rushing (by yards)

Year	Player	Att	Yards	TD	Avg
1951	Joe Mohorcich	100	450	8	4.5
1952	Jerry Zaleski	90	435	1	4.9
1953	Al Dorsey	85	428	3	5.0
1954	Gary Glick	150	458	3	3.1
1955	Gary Glick	139	579	8	4.2
1956	Wayne Walter	117	471	5	4.0
1957	Frank Gupton	91	540	2	5.9
1958	Wayne Schneider	84	578	4	6.8
1959	Wayne Schneider	90	457	3	5.1
1960	Brady Keys	103	368	1	3.6
1961	Dennis Wohlhueter	69	308	2	4.5
1962	Phil Jackson	66	314	1	4.8
1963	Ken Hines	94	531	4	5.6
1964	Jess Willis	145	580	7	4.0
1965	Oscar Reed	149	725	7	4.9
1966	Oscar Reed	188	946	10	5.0
1967	Oscar Reed	213	910	7	4.3
1968	Charles Piggee	137	579	6	4.2
1969	Lawrence McCutcheon	146	797	9	5.5
1970	Lawrence McCutcheon	242	1,008	6	4.1
1971	Lawrence McCutcheon	261	1,112	8	4.2
1972	Reggie Leonard	144	481	3	3.3
1973	Kim Jones	125	537	7	4.3
1974	Ron Harris	128	956	7	4.4
1975	Ron Harris	218	836	5	3.8
1976	Mark Davis	163	845	6	5.2
1977	Larry Jones	185	790	7	4.3
1978	Larry Jones	189	898	3	4.7
1979	Alvin Lewis	135	635	3	4.7
1980	Alvin Lewis	211	1,047	8	4.9
1981	Troy Lindsay	172	577	1	3.4
1982	Doug Jones	90	341	2	3.8
1983	Steve Bartalo	292	1,113	8	3.8
1984	Steve Bartalo	219	913	7	4.2
1985	Steve Bartalo	338	1,368	12	4.1
1986	Steve Bartalo	362	1,419	19	3.9
1987	Scott Whitehouse	183	812	6	4.4
1988	Scott Whitehouse	201	713	5	3.6
1989	Tony Alford	157	1,035	6	6.6
1990	Brian Copeland	177	940	5	5.3
1991	Brian Copeland	190	1,028	5	5.4
1992	Leonice Brown	156	1,051	5	6.7
1993	E.J. Watson	115	695	6	6.0
1994	E.J. Watson	177	712	9	4.0
1995	E.J. Watson	201	908	8	4.5
1996	Calvin Branch	228	1,279	21	5.6
1997	Damon Washington	196	1,195	8	6.1
1998	Damon Washington	147	645	5	4.4
1999	Kevin McDougal	232	1,223	8	5.3
2000	Cecil Sapp	187	1,001	11	5.4
2001	Henri Childs	178	938	4	5.3
2002	Cecil Sapp	347	1,601	17	4.6
2003	Bradlee Van Pelt	170	909	10	5.3
2004	Jimmy Green	132	436	3	3.3
2005	Kyle Bell	276	1,288	10	4.7
2006	Gartrell Johnson	109	305	6	2.8
2007	Gartrell Johnson	181	991	6	5.3
2008	Gartrell Johnson	278	1,476	12	5.3
2009	Leonard Mason	156	766	2	4.9
2010	Leonard Mason	92	513	5	5.6
2011	Chris Nwoke	200	1,130	9	5.7
2012	Donnell Alexander	117	587	4	5.0
2013	Kapri Bibbs	281	1,741	31	6.2
2014	Dee Hart	194	1,275	16	6.6
2015	Dalyn Dawkins	170	867	2	5.1
2016	Dalyn Dawkins	161	919	4	5.7
2017	Dalyn Dawkins	226	1,399	8	6.2
2018	Izzy Matthews	166	717	4	4.3
2019	Marvin Kinsey, Jr.	121	737	6	5.8
2020	A'Jon Vivens	49	210	1	4.3
2021	David Bailey	197	752	9	3.8
2022	Avery Morrow	173	834	4	4.8

Receiving (by receptions)

Year	Player	Rec	Yards	TD
1951	Jim David	46	551	5
1952	Kirk Hinderlider	20	249	1
1953	Kirk Hinderlider	11	163	0
1954	Gary Sanders	16	285	2
1955	Gary Sanders	24	351	3
1956	Ron McClary	8	188	2
	Bill Day	8	127	0
1957	Al Fortune	8	97	0
1958	Wayne Schneider	11	135	1
1959	Al Fortune	5	99	1
	Wayne Schneider	5	97	1
	Joe Martinez	5	75	0
1960	Ward Gates	16	219	1
1961	Kay McFarland	18	196	2
1962	John Swanson	13	160	1
1963	Howard Knapp	8	80	0
1964	Bob Greathouse	17	252	0
1965	Bruce Weeter	21	276	2
1966	Tom Pack	21	313	3
1967	Larry Jackson	16	277	2
	Dick Morgan	16	170	2
1968	Terry Swarn	38	563	5
1969	Harry Stevenson	38	493	2
1970	Tim Labus	41	573	4
1971	Greg Stemrick	24	325	2
1972	Willie Miller	42	749	3
1973	Willie Miller	53	793	6
1974	Willie Miller	53	1,193	9
1975	Dan O'Rourke	26	388	0
1976	Mike Bachman	17	377	1
	Mark R. Bell	17	268	1
1977	Mark R. Bell	40	797	9
1978	Mark E. Bell	26	328	3
1979	Cecil Stockdale	19	361	4
1980	Tony Goolsby	47	838	5
1981	Jeff Champine	66	882	10
1982	Jeff Champine	54	904	4
1983	Keli McGregor	69	717	2
1984	Keli McGregor	47	479	3
1985	Steve Bartalo	40	324	1
1986	Steve Bartalo	40	289	0
1987	J.D. Brookhart	51	683	4
1988	Scott Whitehouse	41	368	0
1989	Sean Willis	44	657	5
1990	Greg Primus	56	1,008	3
1991	Greg Primus	67	1,081	8
1992	Greg Primus	60	1,007	6
1993	Eric Olsen	31	546	4
1994	Eric Olsen	46	849	3
1995	Paul Turner	42	713	9
1996	Geoff Turner	52	921	6
1997	Geoff Turner	35	562	4
1998	Darran Hall	44	629	2
1999	Dallas Davis	57	747	3
2000	Pete Rebstock	49	802	6
2001	Pete Rebstock	30	619	3
2002	Chris Pittman	60	807	1
2003	David Anderson	72	1,293	9
2004	David Anderson	57	940	2
2005	David Anderson	86	1,221	8
2006	Johnny Walker	58	586	0
2007	Damon Morton	40	774	6
2008	Rashaun Greer	63	1,114	3
2009	Rashaun Greer	49	734	0
2010	Tyson Liggett	41	380	0
2011	Crockett Gillmore	45	468	4
2012	Charles Lovett	35	428	2
2013	Rashard Higgins	68	837	6
2014	Rashard Higgins	96	1,750	17
2015	Rashard Higgins	75	1,062	8
2016	Michael Gallup	76	1,272	14
2017	Michael Gallup	100	1,413	7
2018	Preston Williams	96	1,345	14
2019	Warren Jackson	77	1,119	8
2020	Trey McBride	22	330	4
2021	Trey McBride	90	1,121	1
2022	Tory Horton	71	1,131	8

Punting (by punts)

Year	Player	Punts	Yards	Avg
1952	Jerry Callahan	48	1,709	35.6
1953	Bob Rollins	36	1,301	36.1
1954	Jim Hartman	30	903	30.1
1955	Larry Barnes	21	726	34.6
1956	Larry Barnes	27	1,213	44.9
1957	Chuck Buderus	28	1,062	37.9
1958	Chuck Buderus	31	1,077	34.7
1959	Chuck Buderus	29	899	31.0
1960	Ward Gates	49	1,800	36.7
1961	Roy Schubert	37	1,480	40.0
1962	Roy Schubert	58	2,040	25.2
1963	Mike Ritter	40	1,496	37.4
1964	Jack Cory	79	2,890	36.6
1965	Jim Richardson	53	2,071	39.7
1966	Bob Flockart	49	1,690	34.5
1967	Jim Richardson	30	1,042	34.7
1968	Rod Downey	61	2,274	38.2
1969	Ted Hill	59	2,348	39.8
1970	Ted Hill	70	2,713	38.7
1971	Ted Hill	64	2,430	38.4
1972	Norm Hainlien	70	2,800	40.0
1973	Rod Blackford	68	2,892	42.5
1974	Mike Deutsch	41	1,561	38.1
1975	Kevin Denny	75	2,881	38.4
1976	Mike Deutsch	68	3,134	46.1
1977	Mike Deutsch	71	3,097	43.6
1978	Tom Templer	43	1,579	36.7
1979	Tom Templer	85	3,577	42.1
1980	Tom Templer	69	2,870	41.6
1981	Jon Poole	44	1,736	39.5
1982	Kirk Powell	73	2,980	40.8
1983	Kirk Powell	41	1,567	38.2
1984	Kirk Powell	69	2,631	38.1
1985	Andy Tejada	52	1,951	37.5
1986	Andy Tejada	41	1,747	42.6
1987	Tom Rouen	41	1,491	36.4
1988	Tim Luke	66	2,766	41.9
1989	Tim Luke	51	2,188	42.9
1990	Tim Luke	63	2,514	39.9
1991	Alan Glazer	44	1,714	39.0
1992	Gianni Marcantonio	49	1,948	39.8
1993	Mike McGee	63	2,495	39.6
1994	Matt McDougal	58	2,250	38.8
1995	Matt McDougal	41	1,575	38.4
1996	Matt McDougal	51	2,050	40.2
1997	Preston Loos	57	2,253	39.5
1998	Deone Horinek	52	2,331	44.8
1999	Deone Horinek	60	2,510	41.8
2000	Joey Huber	57	2,259	39.6
2001	Joey Huber	58	2,505	43.2
2002	Joey Huber	53	2,135	40.3
2003	Jeff Babcock	50	2,107	42.1
2004	Jeff Babcock	48	2,078	43.3
2005	Jimmie Kaylor	53	2,400	45.3
2006	Jimmie Kaylor	63	2,754	43.7
2007	Jimmie Kaylor	52	2,244	43.2
2008	Anthony Hartz	44	1,940	44.1
2009	Pete Kontodiakos	52	2,129	40.9
2010	Pete Kontodiakos	51	2,231	43.7
2011	Pete Kontodiakos	57	2,487	43.6
2012	Pete Kontodiakos	59	2,742	46.5
2013	Hayden Hunt	68	2,851	41.9
2014	Hayden Hunt	51	2,235	43.8
2015	Hayden Hunt	52	2,393	46.0
2016	Hayden Hunt	56	2,469	44.1
2017	Ryan Stonehouse	46	2,111	45.9
2018	Ryan Stonehouse	65	3,140	48.3
2019	Ryan Stonehouse	49	2,276	46.4
2020	Ryan Stonehouse	26	1,178	45.3
2021	Ryan Stonehouse	58	2,953	50.9
2022	Paddy Turner	65	2,534	39.0

Scoring

Year	Player	-Points By-				Total
		TD	PAT	2PT	FG	
1951	Joe Mohorcich	8	0	0	0	48
1952	Charles Mikkelson	6	0	0	0	36
1953	Bob Rollins	6	14	0	0	38
1954	Gary Glick	3	12	0	1	33
1955	Gary Glick	8	15-23	0	1	66
1956	Wayne Walter	6	1-1	0	0	37
1957	Frank Gupton	4	3-5	0	1-2	30
1958	Wayne Schneider	5	4	0	0	34
1959	Wayne Schneider	4	0	0	0	24
1960	Myron Pearson	3	0	1	0	20
1961	Kay McFarland	2	0-0	1	0	14
	Ron Kaanehe	1	2-4	0	2	14
1962	Jon Christensen	4	0-0	1	0	26
1963	Ken Hines	4	0-0	0	0	24
1964	Jess Willis	6	0-0	0	0	36
1965	Bob Wolfe	0	28-33	0	8	52
1966	Oscar Reed	11	0-0	0	0-0	66
1967	Al Lavan	0	28-28	0	7-16	49
1968	Charlie Piggee	6	0-0	0	0-0	36
1969	L. McCutcheon	10	0-0	0	0-0	60
1970	L. McCutcheon	9	0-0	0	0-0	54
1971	L. McCutcheon	8	0-0	1	0-0	50
1972	Johnny Square	4	0-0	0	0-0	24
1973	Kim Jones	7	0-0	0	0-0	42
1974	Clark Kemble	0	30-33	0	13-28	69
1975	Clark Kemble	0	15-17	0	13-27	54
1976	Tom Drake	0	19-19	1	14-27	63
1977	Tom Drake	0	28-33	0	11-18	61
1978	Mickey Barilla	0	21-23	0	13-21	60
1979	Mickey Barilla	0	18-19	0	13-19	57
1980	Jon Poole	0	20-21	0	16-22	68
1981	Jeff Champine	10	0-0	0	0-0	60
1982	Jeff Raikes	10	0-0	1	0-0	62
1983	Steve Bartalo	9	0-0	0	0-0	54
1984	Steve DeLine	0	20-21	0	11-15	53
1985	Steve Bartalo	13	0-0	0	0-0	78
1986	Steve Bartalo	19	0-0	0	0-0	114
1987	Scott Whitehouse	9	0-0	0	0-0	54
1988	Mike Brown	0	19-19	0	12-18	55
1989	Mike Brown	0	39-40	0	14-19	81
1990	Todd Yert	17	0-0	0	0-0	102
1991	Greg Primus	9	0-0	0	0-0	54
1992	Peter Rantzau	0	32-35	0	7-14	53
1993	E.J. Watson	7	0-0	0	0-0	42
1994	David Napier	0	28-32	0	12-16	64
1995	Paul Turner	10	0-0	0	0-0	60
	Matt McDougal	0	36-39	0	8-17	60
1996	Calvin Branch	22	0-0	0	0-0	132
1997	Kevin McDougal	14	0-0	0	0-0	84
1998	Derek Franz	0	28-32	0	21-26	91
1999	C. W. Hurst	0	41-42	0	10-16	71
2000	C.W. Hurst	0	40-44	0	13-20	79
2001	Kent Naughton	0	32-32	0	12-17	68
2002	Jeff Babcock	1	40-44	0	24-32	118
2003	Jeff Babcock	0	46-48	0	13-19	85
2004	Jeff Babcock	0	30-30	0	14-17	72
2005	Kyle Bell	10	0-0	0	0-0	60
2006	Jason Smith	0	22-24	0	8-15	46
2007	Jason Smith	0	33-33	0	16-20	81
2008	Gartrell Johnson	12	0-0	1	0-0	74
2009	Ben DeLine	0	26-29	0	12-16	62
2010	Ben DeLine	0	18-21	0	16-22	66
2011	Chris Nwoke	9	0-0	1	0-0	56
2012	Jared Roberts	0	29-31	0	9-10	56
2013	Kapri Bibbs	31	0-0	0	0-0	186
2014	Dee Hart	18	0-0	0	0-0	102
2015	Wyatt Bryan	0	43-46	0	16-22	91
2016	Michael Gallup	14	0-0	1	0-0	86
	Wyatt Bryan	0	53-55	0	11-14	86
2017	Wyatt Bryan	0	53-55	0	15-18	98
2018	Preston Williams	14	0-0	0	0-0	84
2019	Warren Jackson	8	0-0	0	0-0	48
	Marvin Kinsey, Jr.	8	0-0	0	0-0	48
2020	Trey McBride	4	0-0	0	0-0	24
2021	Cayden Camper	0	29-29	0	25-32	104
2022	Tory Horton	9	0-0	0	0-0	54

Tackles

Year	Player	UT	AT	Total
1974	Kevin McClain	96	102	198
1975	Kevin McClain	84	54	138
1976	Steve Krum	79	75	154
1977	Mark Nichols	70	57	127
1978	Eric Woody	43	53	96
1979	Orbry Chamblee	52	61	113
1980	Orbry Chamblee	60	71	131
1981	Greg Tillman	64	47	111
1982	Jeff Harper	66	94	160
1983	Jeff Harper	85	46	131
1984	Dale Carr	56	60	116
1985	Tim Zubradt	52	41	93
1986	Dale Carr	70	77	147
1987	Ron Cortell	80	49	129
1988	Gary Thompson	78	67	145
1989	Dan Wilson	59	34	93
1990	Eric Tippeconnic	81	104	185
1991	Otis Hamilton	59	40	99
1992	Brian Schneider	84	52	136
1993	Kenya Ragsdale	63	35	98
1994	Kenya Ragsdale	76	27	103
1995	Karl Ballard	79	49	128
1996	Willie Taylor	91	55	146
1997	Nale Kyamme	66	44	110
1998	Willie Taylor	65	44	109
1999	Ula Tuitele	67	52	119
2000	Rick Crowell	87	45	132
2001	Eric Pauly	76	49	125
2002	Eric Pauly	53	68	121
2003	Ben Mastro Paolo	54	35	89
2004	Adam Lancisero	62	32	94
2005	Miles Kochevar	64	27	91
2006	Klint Kubiak	49	41	90
2007	Jeff Horinek	49	45	94
2008	Mychal Sisson	57	48	105
2009	Mychal Sisson	51	40	91
2010	Ricky Brewer	45	62	107
2011	Shaquil Barrett	45	54	99
2012	Aaron Davis	46	38	84
2013	Max Morgan	71	63	134
2014	Aaron Davis	62	56	118
2015	Kevin Davis	48	53	101
2016	Kevin Davis	66	44	110
2017	Josh Watson	64	45	109
2018	Josh Watson	57	74	131
2019	Jamal Hicks	59	58	117
2020	Dequan Jackson	22	18	40
2021	Cam/Ron Carter	34	67	101
2022	Jack Howell	42	66	108

Punt Returns (based on average; min. 1.2 per game or most returns)

Year	Player	No.	Yards	Avg.	TD
1953	Alex Burl	8	113	14.1	0
1954	Jim Scavarda	4	42	10.5	0
1955	Gary Glick	13	126	9.7	0
1956	Ron Ericson	8	91	11.4	0
1957	Mark White	6	99	16.5	0
1958	Fred Glick	7	72	10.2	0
1959	Wayne Schneider	10	56	5.6	0
1960	Brady Keys	7	51	7.1	0
1961	Ron Kaanehe	7	54	7.7	0
1962	Ken Cullars	13	96	7.4	0
1963	Norm Burkett	3	28	9.3	0
1964	Steve Mitchell	6	66	11	0
1965	Randy Beverly	3	31	10.3	0
1966	Rod Downey	10	28	2.8	0
1967	Larry Jackson	12	49	4.1	0
1968	Jim Swan	10	87	8.7	0
1969	Harry Stevenson	9	132	14.6	0
1970	Jake Green	10	157	15.7	1
1971	Bill Duncan	10	138	13.8	1
1972	Noah Palmer	23	161	7.0	0
1973	Johnny Square	10	140	14	0
1974	Rob Bunch	13	101	7.8	0
1975	Rob Bunch	25	203	8.1	0
1976	Harry Washington	22	251	11.4	1
1977	Harry Washington	29	143	4.9	0
1978	Dean Fischer	12	133	11	0
1979	Dean Fischer	15	104	6.9	0
1980	Alvin Lewis	21	139	6.6	0
1981	Greg Tillman	10	24	2.4	0
1982	Richie Hall	24	320	13.3	0
1983	Tyrone Pope	26	164	6.3	0
1984	Tyrone Pope	10	55	5.5	0
1985	Hardy Griffin	15	150	10	0
1986	Hardy Griffin	31	197	6.4	0
1987	J.D. Brookhart	12	93	7.8	0
1988	Rodney Bowman	12	120	10	0
1989	Billy Gonzales	11	127	11.5	0
1990	Billy Gonzales	24	265	11	0
1991	Billy Gonzales	19	155	8.2	0
1992	Greg Myers	14	159	11.4	0
1993	Greg Myers	27	325	12	0
1994	Greg Myers	27	309	11.4	0
1995	Greg Myers	35	555	15.9	3
1996	Geoff Turner	19	231	12.2	0
1997	Geoff Turner	20	304	15.2	1
1998	Darran Hall	26	302	11.6	1
1999	Dallas Davis	35	553	15.8	2
2000	Pete Rebstock	30	490	16.3	1
2001	Dexter Wynn	15	227	14.7	0
2002	Dexter Wynn	35	567	16.2	1
2003	Dexter Wynn	35	445	12.7	0
2004	David Anderson	20	69	3.5	0
2005	Johnny Walker	11	124	11.3	1
2006	Damon Morton	21	204	9.7	1
2007	Johnny Walker	10	67	6.7	0
2008	Alex Square	11	60	5.5	0
2009	Momo Thomas	7	46	6.6	0
2010	Momo Thomas	7	80	11.4	0
2011	Momo Thomas	21	210	10	0
2012	Joe Hansley	8	100	12.5	0
2013	Tyree Simmons	11	106	9.6	0
2014	Joe Hansley	6	58	9.7	0
2015	Joe Hansley	21	269	12.8	2
2016	Robert Ruiz	21	174	8.3	1
2017	Olabisi Johnson	14	122	8.7	0
2018	Olabisi Johnson	12	48	4.0	0
2019	Dante Wright	19	135	7.1	0
2020	Dante Wright	5	34	6.8	0
2021	Thomas Pannunzio	9	106	11.8	1
2022	Tory Horton	11	171	15.5	1

Kick Returns (based on average; min. 1.2 per game or most returns)

Year	Player	No.	Yards	Avg.	TD
1953	Al Dorsey	5	136	27.2	0
1954	Jim Scavarda	8	163	20.4	0
1955	Gary Glick	8	184	23.0	0
1956	Wayne Walter	12	278	23.2	0
1957	Mark White	8	233	29.1	0
1958	Jim McMillin	3	67	22.3	0
1959	Wayne Schneider	7	125	17.8	0
1960	Brady Keys	10	228	22.8	0
1961	Ish Ransaw	5	89	17.8	0
1962	Ken Cullars	7	187	26.2	0
1963	Phil Jackson	11	288	26.2	0
1964	James Roles	8	106	13.2	0
1965	Randy Beverly	10	311	31.1	0
1966	Jon Henderson	11	223	20.3	0
1967	Larry Jackson	9	215	23.9	0
1968	Jim Swan	9	236	26.2	0
1969	Earlie Thomas	11	236	21.4	0
1970	Jake Green	20	522	26.1	2
1971	Lawrence McCutcheon	15	299	20.0	0
1972	Johnny Square	15	342	22.8	1
1973	Royal Watkins	15	300	20.0	0
1974	Johnny Square	22	542	24.6	0
1975	Johnny Square	11	242	22.0	0
1976	Ron Harris	7	67	9.6	0
1977	Larry Jones	11	253	23.0	0
1978	Larry Jones	16	292	18.2	0
1979	Alvin Lewis	9	225	25.0	0
1980	Alvin Lewis	16	400	25.0	0
1981	Less Browne	11	213	19.4	0
1982	Dan Hammerschmidt	13	280	21.5	0
1983	Dan Hammerschmidt	10	215	21.5	0
1984	Terry Hinn	12	238	19.8	0
1985	Sanjay Beach	18	381	21.2	0
1986	Sanjay Beach	16	382	23.9	0
1987	Sanjay Beach	23	497	21.6	1
1988	Sean Willis	31	601	19.4	0
1989	Tony Carr	25	544	21.8	0
1990	Tony Carr	23	385	16.7	0
1991	Billy Gonzales	16	330	20.6	0
1992	Renard Carn	21	440	21.0	0
1993	Chris Myers	14	316	22.6	0
1994	Van Ward	15	335	22.3	0
1995	Damon Washington	19	420	22.1	0
1996	Calvin Branch	19	431	22.7	1
1997	Darran Hall	18	408	22.7	0
1998	Dallas Davis	12	324	27.0	0
1999	Rahsaan Sanders	8	180	22.5	0
2000	Dexter Wynn	16	469	29.3	1
2001	Pete Rebstock	20	511	25.6	0
2002	Dexter Wynn	22	490	22.3	0
2003	Dexter Wynn	27	782	29.0	0
2004	Damon Morton	22	391	17.8	0
2005	George Hill	31	626	20.2	0
2006	Damon Morton	18	368	20.4	0
2007	Damon Morton	25	607	24.3	0
2008	John Mosure	16	381	23.8	1
2009	Dion Morton	35	862	24.6	0
2010	Derek Good	24	618	25.8	0
2011	Lee Clubb	15	390	26.0	0
2012	Thomas Coffman	17	418	24.6	0
2013	Thomas Coffman	34	795	23.4	0
2014	Deionte Gaines	27	672	24.9	0
2015	Deionte Gaines	18	421	23.4	0
2016	Detrich Clark	20	418	20.9	0
2017	Detrich Clark	18	427	23.7	0
2018	Anthony Hawkins	21	456	21.7	0
2019	Anthony Hawkins	21	545	26.0	1
2020	Thomas Pannunzio	18	411	22.8	0
2021	Thomas Pannunzio	18	461	25.6	0
2022	Keegan Holles	11	163	14.8	0

NCAA RANKINGS (Top-5 Rankings)

INDIVIDUAL

Year	Rk	Player	Category	Stat
2022	1	Clay Millen	Completion Percentage	72.2
2014	1	Rashard Higgins	Receiving touchdowns	17
2014	1	Rashard Higgins	Receiving yds/gm.	145.8
2014	1	Rashard Higgins	Receiving yards	1750
2010	1	Mychal Sisson	Forced fumbles	7
1986	1	Steve Bartalo	Scoring/gm.	10.4
1954	1	Gary Glick	Interceptions	8
2013	t-1	Kapri Bibbs	Rushing touchdowns	31
2021	2	Cayden Camper	Field Goals/gm.	2.1
2021	2	Ryan Stonehouse	Punting	50.9
2018	2	Ryan Stonehouse	Punting	48.3
2014	2	Garrett Grayson	Passing yards/attempt	9.54
2013	2	Kapri Bibbs	Scoring/gm.	13.3
1956	2	Larry Barnes	Net punting avg.	44.9
2018	3	Preston Williams	Receiving touchdowns	14
2017	3	Michael Gallup	Receptions/gm.	7.7
1996	3	Calvin Branch	Scoring/gm.	11.0
1986	3	Steve Bartalo	Rushing yards/gm.	129.0
1980	3	Alvin Lewis	All-purpose running/gm.	174.6
1977	3	Cliff Featherstone	Interceptions	7
1976	3	Mike Deutsch	Gross punting avg.	46.1
2021	4	Scott Patchan	Tackles for Loss/gm.	1.5
2019	4	Warren Jackson	Receiving yds/gm.	111.9
2018	4	Preston Williams	Receptions/gm.	8.0
2018	4	Preston Williams	Receiving yards	1345
2014	4	Garrett Grayson	Passing yards	4006
2014	4	Garrett Grayson	Passing yards/comp.	14.84
2005	4	Jimmie Kaylor	Gross punting avg.	45.28
1999	4	Erik Olson	Interceptions/gm.	0.67
1970	4	L. McCutcheon	All-purpose running/gm.	164.5
2018	5	Preston Williams	Receiving yards/gm.	112.1
2017	5	Michael Gallup	Receiving yards	1,413
2016	5	Nick Stevens	Passer efficiency rating	171.3
2016	5	Nick Stevens	Passing yards/attempt	9.63
2016	5	Olabisi Johnson	Receiving yds/reception	21.9
2014	5	Garrett Grayson	Passer efficiency rating	166.2
2003	5	Dexter Wynn	Kickoff return avg.	28.96
2002	5	Jeff Babcock	Field goals/gm.	1.71
2001	5	Dexter Wynn	Punt return avg.	15.29
1997	5	Geoff Turner	Punt return avg.	15.2
1994	5	Raymond Jackson	Interceptions	7
1982	5	Richie Hall	Punt return avg.	13.3
1954	5	Gary Glick	Total offense/gm.	126.9

TEAM

Year	Rk	Category	Stat
1997	1	Turnover margin/gm.	+2.08
1974	1	Passing offense/gm.	261.8
1954	1	PAT pct.	92.3
1949	1	Fumble recoveries	30
1949	1	Punt returns	--
1948	1	Punt returns	--
2017	2	Third down conversion pct.	50.3%
1956	2	Net punting avg.	44.9
1999	3	Punt return avg.	16.7
1954	3	Fewest times penalized	31
2016	4	Red Zone Offense	.943
2017	5	Sacks allowed/gm.	1.00
2014	5	Passing efficiency	164.52
2001	5	Net punting avg.	40.31
2001	5	Kickoff return avg.	26.55
1952	5	Punt return avg.	14.5

CONFERENCE LEADERS (Since joining the WAC in 1968)

Rushing Yards per Game

Conf	Player, Year	Yds/Gm	NCAA
WAC	Alvin Lewis, 1980	95.2	24
WAC	Steve Bartalo, 1983	111.3	9
WAC	Steve Bartalo, 1984	114.1	—
WAC	Steve Bartalo, 1985	114.0	10
WAC	Steve Bartalo, 1986	129.0	3
WAC	Brian Copeland, 1990	74.7	—
MW	Kevin McDougal, 1999	116.4	—
MW	Cecil Sapp, 2002	114.4	15
MW	Gartrell Johnson, 2008	113.5	13
MW	Kapri Bibbs, 2013	124.4	11

Passing Yards per Game

Conf	Player, Year	Yds/Gm	NCAA
MW	Matt Newton, 2000	237.2	—
MW	Garrett Grayson, 2014	308.2	7
MW	Nick Stevens, 2017	292.2	14

Total Offense per Game

Conf	Player, Year	Yds/Gm	NCAA
WAC	Mark Driscoll, 1974	(1,920 total)	4
MW	Matt Newton, 2000	223.5	—
MW	Bradlee Van Pelt, 2003	288.8	12
MW	Nick Stevens, 2017	301.7	16

Receptions per Game

Conf	Player, Year	Rec/Gm	NCAA
WAC	Willie Miller, 1974 (tied)	4.8	T-7
WAC	Keli McGregor, 1983 (tied)	5.7	T-12
MW	Rashard Higgins, 2014	8.0	T-8
MW	Michael Gallup, 2017	7.7	3
MW	Preston Williams, 2018	8.0	4
MW	Trey McBride, 2021	7.5	8

Receiving Yards per Game

Conf	Player, Year	Yds/Gm	NCAA
WAC	Willie Miller, 1974	(1,193 total)	N/A
MW	David Anderson, 2003	99.5	12
MW	David Anderson, 2005	101.8	7
MW	Rashard Higgins, 2014	145.8	1
MW	Michael Gallup, 2016	97.8	14
MW	Preston Williams, 2018	112.1	5

Scoring per Game

Conf	Player, Year	Pts/Gm	NCAA
WAC	Steve Bartalo, 1986	10.4	1
WAC	Calvin Branch, 1996	11.0	3
WAC	Derek Franz, 1998	8.3	23
MW	Kapri Bibbs, 2013	13.3	2

All-Purpose Running per Game

Conf	Player, Year	Yds/Gm	NCAA
WAC	Lawrence McCutcheon, 1970	164.5	4
WAC	Alvin Lewis, 1980	175.6	3
WAC	Steve Bartalo, 1986	155.3	9

The MW does not recognize this category in annual leaders

Gross Punt Average

Conf	Player, Year	Yds/Punt	NCAA
WAC	Mike Deutsch, 1976	46.1	3
WAC	Tim Luke, 1989	43.1	8
MW	Jimmie Kaylor, 2005	45.3	4
MW	Ryan Stonehouse, 2018	48.3	2
MW	Ryan Stonehouse, 2019	46.3	9

Larry Barnes finished second in the nation with a 44.9 average in 1956

Ryan Stonehouse finished second in the nation with a 50.9 average in 2021.

Interceptions

Conf	Player, Year	Int	NCAA
WAC	Cliff Featherstone, 1977	7	3
WAC	Jim King, 1986	7	6
WAC	Selwyn Jones, 1990 (tied)	6	T-21
WAC	Ray Jackson, 1994 (tied)	6	T-5

*Gary Gluck led the nation with eight INT in 1954
The MW does not recognize this category in annual leaders*

Forced Fumbles

Conf	Player, Year	FF	NCAA
MW	Mychal Sisson, 2010	7	1

Kickoff Return Average

Conf	Player, Year	Yds/Ret	NCAA
WAC	Jake Green, 1970	26.1	N/A

The MW does not recognize this category in annual leaders

Punt Return Average

Conf	Player, Year	Yds/Ret	NCAA
WAC	Richie Hall, 1982	13.3	5
WAC	Greg Myers, 1993	12.0	10
WAC	Geoff Turner, 1997	15.2	5

The MW does not recognize this category in annual leaders

Tackles Per Game

Conf	Player, Year	TT/Gm	NCAA
MW	Rick Crowell, 2000	12.3	—
MW	Eric Pauly, 2001	10.5	—

The WAC did not recognize this category in annual leaders

Sacks

Conf	Player, Year	Sacks	NCAA
MW	Nordly Capi, 2011	10.0	9
MW	Shaquil Barrett, 2013	12.0	5

The WAC does not recognize this category in annual leaders

IN THE POLLS SINCE 1994

After a win at BYU, Sept. 17, 1994, CSU entered the USA Today coaches poll ranked No. 25, the first appearance in the weekly poll since a brief stay in the UPI coaches rankings in 1977. The following week, in 1994, the Rams earned their first Associated Press ranking in program history. Overall, the program has been ranked 51 total weeks, most recently in 2014.

Year	Wk of	AP	Coach	Year	Wk of	AP	Coach	
1994	S18	-	25	2000	O29	-	21	
	S25	24	21		N5	-	20	
	O2	23	18		N19	-	25	
	O9	13	13		N26	23	22	
	O16	12	11		D3	23	22	
	O23	14	18		J4	14	14	
	O30	14	11		2001	PS	24	24
	N6	10	10			A27	24	24
	N13	10	10		2002	S2	19	20
	N20	10	10			S8	24	-
	N27	10	10		S15	-	25	
	D4	10	10		S22	25	23	
	J3	16	14		S29	25	22	
	1997	A31	24		25	O27	24	24
S7		25	-	N3	24	20		
S14		23	-	N10	21	17		
N16		25	22	N17	20	15		
N23		20	19	N24	16	13		
N30		20	19	D1	24	21		
D7		18	17	D8	23	21		
J3	17	16	2003	PS	23	T25		
1998	PS	15		16	A24	23	-	
1999	S5	24	-	2014	N9	23	25	
	S12	23	24		N16	22	23	
2000	S10	-	25	N23	21	21		
	O22	-	24					

AGAINST RANKED OPPONENTS

Since 1993...

Year	Opponent	Result	AP	USAT
2022	Michigan	L, 10-51	6	8
2021	Iowa	L, 14-24	5	6
2019	Boise State	L, 24-31	20	23
2018	Utah State	L, 24-29	14	13
2017	at Alabama	L, 23-41	1	1
2016	at Boise State	L, 23-28	15	15
2015	Boise State	L, 10-41	25	24
2014	vs. Utah	L, 10-45	23	25
2013	at Alabama	L, 6-31	1	1
2012	at Boise State	L, 14-42	22	22
2011	Boise State	L, 13-63	5	6
	at TCU	L, 10-34	19	19
2010	at Utah	L, 6-59	9	9
	at Air Force	L, 27-49	25	-
	TCU	L, 0-27	5	5
2009	at TCU	L, 6-44	12	8
	at BYU	L, 23-42	19	20
2008	BYU	L, 42-45	17	17
	at Utah	L, 16-49	14	13
2007	Cal	L, 28-34	10	10
2005	at TCU	L, 6-33	20	20
2004	at Utah	L, 31-63	7	8
	Minnesota	L, 16-34	22	22
	at USC	L, 0-49	1	1
2002	Colorado (Denver)	W, 19-14	7	6
2001	at BYU	L, 34-56	13	8
	Fresno State (OT)	L, 22-25	8	10
2000	Louisville (Memphis)	W, 22-17	22	23
	Colorado (Denver)	W, 28-24	23	25
1999	S. Miss (Memphis)	L, 17-23	16	13
	at BYU	L, 13-34	25	-
	Colorado (Denver)	W, 41-14	14	14
1998	at Michigan State	W, 23-16	23	16
1997	Missouri (San Diego)	W, 35-24	19	20
	New Mexico (Las Vegas)	W, 41-13	-	25
	at Colorado	L, 21-31	8	8
1996	Wyoming	L, 24-25	23	23
	at Nebraska	L, 9-65	8	8
	Colorado	L, 34-48	5	8
1995	Kansas St. (San Diego)	L, 24-51	10	10
	at Air Force	W, 27-20	21	19
	at Colorado	L, 14-42	10	10
1994	Michigan (San Diego)	L, 14-24	20	12
	Utah	L, 31-45	18	15
	at Arizona	W, 21-16	6	4
	at BYU	W, 28-21	22	-
1993	at Wyoming	W, 41-21	-	23
	Fresno State	W, 34-32	-	23
	at Nebraska	L, 13-48	6	-
	BYU	W, 28-21	22	-

Record vs. Top 25	13-37
Record vs. Top 10	2-17
Last Win vs. Top 25	6/7 Colorado, 2002
Last Win vs. Top 10	6/7 Colorado, 2002
Last Home Win vs. Top 25	-/23 Fresno State, 1993
Last True Road Win vs. Top 25	at 23/16 Michigan State, 1998

GENERAL

THE RAMS

2022 REVIEW

HISTORY

UNIVERSITY

UNANIMOUS AND CONSENSUS ALL-AMERICANS

Colorado State has five consensus or unanimous All-Americans, an NCAA-designated term encompassing players who have been named to more than half of the recognized All-American teams.


UNANIMOUS ALL-AMERICAN



Trey McBride
Tight End, 2021

1st Team - AFCA, FWAA, TSN, AP, WCFF

CONSENSUS ALL-AMERICANS



Mike Bell
Defensive Line, 1978

1st Team - AFCA, FWAA, UPI
2nd Team - AP



Greg Myers
Safety, 1995

1st Team - AP, UPI, WCFF, TSN



Rashard Higgins
Wide Receiver, 2014

1st Team - AP, FWAA, WCFF
2nd Team - CBS, TSN



Michael Gallup
Wide Receiver, 2017

1st Team - FWAA, WCFF
2nd Team - CBS, AP, USA Today

AMERICAN FOOTBALL

COACHES/KODAK

First Team

- 2021 Trey McBride, TE
- 1998 Anthony Cesario, OL
- 1978 Mike Bell, DL

ASSOCIATED PRESS

First Team

- 2021 Trey McBride, TE
- 2014 Rashard Higgins, WR
- 1995 Greg Myers, S

Second Team

- 2017 Michael Gallup, WR
- 1986 Steve Bartalo, FB
- 1984 Keli McGregor, TE
- 1978 Mike Bell, DL
- 1977 Mike Bell, DL
- 1955 Gary Glick, HB

Third Team

- 2015 Hayden Hunt, P
- 1925 Kenny Hyde, QB

Honorable Mention

- 1982 Jeff Harper, LB

CBS SPORTS

Second Team

- 2021 Trey McBride, TE
- 2017 Michael Gallup, WR
- 2014 Rashard Higgins, WR

Third Team

- 2003 Dexter Wynn, KR

Honorable Mention

- 2005 Jimmie Kaylor, P

COLLEGE SPORTS MAGAZINE

Second Team

- 1995 Sean Moran, DE

FOOTBALL NEWS

Honorable Mention

- 1994 Brady Smith, DE

FWAA

First Team

- 2021 Trey McBride, TE
- 2017 Michael Gallup, WR
- 2014 Rashard Higgins, WR
- 1994 Greg Myers, S
- 1978 Mike Bell, DL

INTERNATIONAL NEWS SERVICE

First Team

- 1952 Harvy Achziger, T
- 1949 Thurman "Fum" McGraw, T

NEWSPAPER ENTERPRISE

First Team

- 1975 Kevin McLain, LB

PHIL STEELE

First Team

- 2021 Trey McBride, TE
- 2017 Michael Gallup, WR
- 2014 Rashard Higgins, WR

Third Team

- 2018 Preston Williams, WR
- 2015 Hayden Hunt, P

Fourth Team

- 2013 Shaquil Barrett, LB

Honorable Mention

- 2021 Scott Patchan, DL
- Ryan Stonehouse, P
- 2020 Ryan Stonehouse, P

PLAYBOY

First Team

- 1978 Mike Bell, DL

PLAYERS

Third Team

- 1948 Thurman "Fum" McGraw, T

PRO FOOTBALL FOCUS

First Team

2021 Trey McBride, TE

Second Team

2021 Ryan Stonehouse, P

Honorable Mention

2020 Trey McBride, TE

PRO FOOTBALL WEEKLY

Honorable Mention

2004 Joel Dreesen, TE

RUBIO LONG SNAPPING

Second Team

2021 Ross Reiter, LS

SCRIPPS-HOWARD

First Team

1994 Greg Myers, S

SPORTING NEWS

First Team

2021 Trey McBride, TE

1995 Greg Myers, S

1994 Greg Myers, S

1978 Mike Bell, DL

1975 Kevin McLain, LB

Second Team

2021 Ryan Stonehouse, P

2018 Ryan Stonehouse, P

Preston Williams, WR

2014 Rashard Higgins, WR

2002 Morgan Pears, OL

1997 Anthony Cesario, OL

SPORTS ILLUSTRATED

Honorable Mention

2013 Shaquill Barrett, LB

Kapri Bibbs, RB

2005 Kyle Bell, RB

Jimmie Kaylor, P

2004 Joel Dreesen, TE

UNITED PRESS INTERNATIONAL

First Team

1995 Greg Myers, S

1978 Mike Bell, DL

Second Team

1986 Steve Bartalo, FB

1984 Keli McGregor, TE

1975 Kevin McLain, LB

USA TODAY

First Team

2014 Rashard Higgins, WR

Second Team

2017 Michael Gallup, WR

2015 Hayden Hunt, P

WALTER CAMP

First Team

2021 Trey McBride, TE

2017 Michael Gallup, WR

2014 Rashard Higgins, WR

1995 Greg Myers, S

1978 Mike Bell, DL

Second Team

2013 Kapri Bibbs, RB

FRESHMAN ALL-AMERICAN

COLLEGE FOOTBALL NEWS

First Team

2022 Clay Millen, QB

Grady Kelly, DL

2010 Weston Richburg, C

ESPN

2019 Dante Wright, WR

FWAA

2021 Jack Howell, DB

2019 Dante Wright, WR

2012 Cory James, LB

PHIL STEELE

First Team

2010 Weston Richburg, C

SPORTS ILLUSTRATED

Honorable Mention

2011 Nordly Capi, DE

SPORTING NEWS

First Team

2008 Mychal Sisson, LB

1996 Erik Olson, DB

Honorable Mention

2005 Jeff Horinek, LB

Matt Rupp, DT

COSIDA ACADEMIC ALL-DISTRICT

First Team

2016 Nolan Peralta, TE

2010 Eric Peitz, TE

2008 Jeff Horinek, LB

Jason Smith, K

2007 Jeff Horinek, LB

2006 Jesse Nading, DL

Clint Oldenburg, OL

2005 Kyle Bell, RB

2003 Mark Dreyer, OL

Eric Pauly, LB

Drew Wood

2002 Eric Pauly, LB

Drew Wood, LB

2001 Ken Naughton, K

Eric Pauly, LB

Drew Wood, LB

Second Team

2006 Jeff Horinek

2005 David Anderson, WR

Jesse Nading, DL

Clint Oldenburg, OL

2002 Mark Dreyer, OL

Landon Jones, DB

Bryan Save, DL

ACADEMIC ACHIEVEMENT

Colorado State has 11 CoSIDA Academic All-Americans, the nation's top academic award chosen by the country's sports information directors each season.

ACADEMIC ALL-AMERICANS



Gary Glyck
Halfback, 1955



Tom French
Tackle, 1969



Rick Dennison
Tight End, 1979



Steve Bartalo
Fullback, 1986



J.D. Brookhart
Wide Receiver, 1987



Greg Myers
Safety, 1994-95



Mike Newell
Center, 1998



Nate Kvamme
Linebacker, 1998



Eric Pauly
Linebacker, 2001-03



Drew Wood
Linebacker, 2002



Kyle Bell
Running Back, 2005

JOHN MACKEY AWARD

Nation's Top Tight End

Trey McBride, 2021



Following the 2020 season, which was shortened to just four games due to the COVID-19 pandemic, Trey McBride evaluated his NFL prospects and ultimately decided to return to Colorado State for the 2021 with one goal in mind: to be the best tight end in the country.

Mission accomplished.

During his 2021 campaign, McBride posted one of the greatest seasons by an offensive player in school history and one of the all-time best by a tight end in FBS history. He led all FBS tight ends in receptions (90), yards (1,121), and yards per game (93.4) and became the school's career and single-season leader in both categories among tight ends.

The yardage total was the fifth-most in a single season by an FBS tight end and the most in Mountain West history. Following the season, McBride was named to a bevy of All-American teams including all five of the NCAA-recognized selectors to become the first unanimous All-American in program history and first offensive player in Mountain West history to reach that status.

McBride put a bow on the postseason recognition campaign when he was named the John Mackey Award winner as the nation's top tight end. He received the news from his parents, Kate and Jen McBride, the night before the Home Depot ESPN College Football Awards show when the nation was informed.

On Feb. 23, 2022, McBride officially received his trophy from Jerry Mackey, nephew of John Mackey, at a ceremony in Canvas Stadium as well as at halftime of the Border War men's basketball game.

The NFL confirmed the selection when McBride was selected No. 55 overall by the Arizona Cardinals in the second round of the 2022 NFL Draft.

He was the first tight end selected.

JIM THORPE AWARD

Nation's Top Defensive Back

Greg Myers, 1995



The personification of "student-athlete" and the winner of the 1995 Jim Thorpe Award, Greg Myers claimed as many decorations off the field as he did for his stellar on-field performance.

The first player in WAC history to earn All-WAC honors four times, Myers holds the league record with seven all-conference selections, four as a defensive back and three as a return specialist. A two-time First Team All-American, Myers led the NCAA with 555 punt return yards and three punt return touchdowns. He also set the WAC record with 1,332 career punt return yards, and he posted Colorado State records with three punt return scores and a 15.9-yard average. As a defensive back, he totaled 295 tackles and 15 interceptions. Myers helped guide the Rams to back-to-back WAC titles and Holiday Bowl berths.

A 1995 NFF National Scholar-Athlete, he was also named the Honda Scholar-Athlete of the Year that fall. Myers was named a two-time Academic All-American and a four-time Academic All-WAC honoree. The 1996 Nye Trophy recipient as CSU's most outstanding male athlete in academics, he was named to the NCAA Today's Top VIII. He earned a bachelor's degree in biological sciences in 1996 and a M.D. from the University of Colorado in 2006.

A fifth-round pick in the 1996 NFL Draft, Myers played five seasons with the Cincinnati Bengals and Dallas Cowboys. A 2001 Colorado State University Sports Hall of Fame inductee and a 2012 Colorado Sports Hall of Fame member, Myers was the second Ram to enter the College Football Hall of Fame, following 1981 inductee Thurman McGraw.

NATIONAL AWARDS**COLLEGE FOOTBALL HALL OF FAME**

2012	Greg Myers, S (1992-95)
2002	Earle Bruce, Head Coach (1989-92)
1981	Thurman "Fum" McGraw, T (1946-49)

SPORTS ILLUSTRATED**NATIONAL COACH OF THE YEAR**

1994	Sonny Lubick
------	--------------

JIM THORPE AWARD

1995	Greg Myers, S
------	---------------

JOHN MACKEY AWARD

2021	Trey McBride, TE
------	------------------

HONDA NATIONAL SCHOLAR-ATHLETE OF THE YEAR

1995	Greg Myers, S
------	---------------

NFF NATIONAL SCHOLAR-ATHLETE OF THE YEAR

2008	Jeff Horinek, LB
1999	Kevin McDougal, RB
1995	Greg Myers, S
1986	Steve Bartalo, RB

NCAA POST-GRADUATE SCHOLARSHIP AWARD

2008	Jeff Horinek, LB
1998	Nate Kvamme, LB
1995	Greg Myers, S
1987	J.D. Brookhart, WR
1987	Todd Tyrrell, WR
1986	Steve Bartalo, RB
1975	Mark Driscoll, QB
1969	Tom French, OL
1967	Tim Dennison, DL
1961	Russ Mowrer, G
1955	Gary Glick, HB

ALLSTATE/AFCA GOOD WORKS TEAM

2015	Trent Matthews, S
1996	Myron Terry, S
1995	Ray Jackson, CB

CONFERENCE AWARDS**MW OFFENSIVE PLAYER OF THE YEAR**

2014	Garrett Grayson, QB
2003	Bradlee Van Pelt, QB
2002	Bradlee Van Pelt, QB
2000	Matt Newton, QB
1999	Kevin McDougal, RB

MW DEFENSIVE PLAYER OF THE YEAR

2013	Shaquil Barrett, LB
2000	Rick Crowell, LB

MW NEWCOMER OF THE YEAR

2008	Mychal Sisson, LB*
------	--------------------

* Presented by Rivals.com

MW COACH OF THE YEAR

2014	Jim McElwain
2000	Sonny Lubick
1999	Sonny Lubick

MW MALE ATHLETE OF THE YEAR

2021-22	Trey McBride, TE
2014-15	Garrett Grayson, QB

WAC OFFENSIVE PLAYER OF THE YEAR

1997	Moses Moreno, QB*
1986	Steve Bartalo, RB

* Pacific Division

WAC DEFENSIVE PLAYER OF THE YEAR

1985	Brady Smith, DL
------	-----------------

WAC NEWCOMER OF THE YEAR

1983	Steve Bartalo, RB
------	-------------------

WAC LINEMAN OF THE YEAR

1977	Mike Bell, DL
------	---------------

WAC COACH OF THE YEAR

1997	Sonny Lubick*
1994	Sonny Lubick

* Pacific Division

STAN BATES AWARD (Overall WAC Student-Athlete of the Year)

1999	Nate Kvamme, LB
1996	Greg Myers, S
1987	Steve Bartalo, RB

SKYLINE CONFERENCE COACH OF THE YEAR

1955	Bob Davis
1948	Bob Davis

GENERAL

THE RAMS

2022 REVIEW

HISTORY

UNIVERSITY

ALL-MOUNTAIN WEST
First Team

2022 Tory Horton, WR; Jack Howell, DB
 2021 Trey McBride, TE; Scott Patchan, DL
 2020 Scott Patchan, DL; Ryan Stonehouse, P
 2019 Jamal Hicks, DB; Warren Jackson, WR;
 Trey McBride, TE; Ryan Stonehouse, P
 2018 Preston Williams, WR; Ryan Stonehouse, P
 2017 Jake Bennett, OL; Michael Gallup, WR;
 Zack Golditch, OL; Nick Stevens, QB
 2016 Michael Gallup, WR; Hayden Hunt, P;
 Fred Zerblis, OL
 2015 Rashard Higgins, WR
 2014 Garrett Grayson, QB; Rashard Higgins, WR
 Ty Sambrailo, OL; Steven Walker, TE
 2013 Shaquill Barrett, LB; Kapri Bibbs, RB
 Crockett Gillmore, TE; Weston Richburg, OL;
 Jared Roberts, K
 2012 Pete Kontodiakos, P
 2011 Nordly Capi, DL
 2010 Guy Miller, NT
 2008 Gartrell Johnson, RB
 2005 Jimmie Kaylor, P
 2004 Joel Dreessen, TE; Erik Pears, OL
 2003 David Anderson, WR; Erik Pears, OL;
 Bryan Save, DL; Bradlee Van Pelt, QB
 Dexter Wynn, DB/KR
 2002 Joel Dreessen, TE; Peter Hogan, DL
 Morgan Pears, OL; Cecil Sapp, RB
 Bradlee Van Pelt, QB; Dexter Wynn, KR
 2001 Joey Huber, P; Pete Rebstock, KR;
 David Shohet, OL
 2000 Justin Borvansky, OL; Rick Crowell, LB
 John Howell, DB; Matt Newton, QB
 Jose Ochoa, TE; Pete Rebstock, WR/KR
 Cecil Sapp, RB; Tim Stuber, OL
 1999 Kevin McDougal, RB; Blaine Saipaia, OT
 Clark Haggans, DL; Erik Olson, DB
 Ula Tuitele, LB; Deone Horinek, P

Second Team

2022 Mohamed Kamara, DL
 2021 Ryan Stonehouse, P
 2020 Dequan Jackson, LB; Trey McBride, TE;
 Dante Wright, WR
 Josh Watson, LB
 2017 Dalyn Dawkins, RB
 2016 Jake Bennett, OL; Kevin Davis, LB
 2015 Hayden Hunt, P; Cory James, LB;
 Nick Stevens, QB; Fred Zerblis, OL
 2014 Aaron Davis, LB; Dee Hart, RB
 2013 Shaq Bell, DB; Ty Sambrailo, OL
 2012 Jared Roberts, K; Lanston Tanyi, DL
 2011 Crockett Gillmore, TE; Pete Kontodiakos, P
 Paul Madsen, T; Chris Nwoke, RB;
 Weston Richburg, C
 2010 Pete Kontodiakos, P; Paul Madsen, T
 Mychal Sisson, LB
 2009 Dion Morton, KR; Mychal Sisson, LB
 2008 Rashaun Greer, WR; Anthony Hartz, P
 Shelley Smith, OL; Kory Sperry, TE;
 2007 Nick Alotta, OL; Jesse Nading, DL
 2006 Jimmie Kaylor, P; Clint Oldenburg, OL

2005 David Anderson, WR; Kyle Bell, RB;
 Mike Brisiel, OL
 2004 Patrick Goodpaster, DL
 2003 Joel Dreessen, TE; Mark Dreyer, OL
 2002 Mark Dreyer, OL; Jeff Babcock, K; Eric Pauly, LB;
 Rhett Nelson, DB; Dexter Wynn, DB;
 Joey Huber, P
 2001 Brock Finlayson, OL; Jason Gallimore, DB
 Jose Ochoa, TE; Eric Pauly, LB; Drew Wood, LB;
 Dexter Wynn, KR
 2000 Justin Gallimore, DB; Pete Hogan, DL
 1999 Dallas Davis, WR/SP; Matt Newton, QB

Honorable Mention

2022 Tory Horton, PR; Jacob Gardner, OL; CJ Onyechi, DL
 Dequan Jackson, LB; Chigozie Anusiem, DB
 2021 Cayden Camper, K; Cam'Ron Carter, LB;
 Dequan Jackson, LB; Cam Reddy, OL; Barry Wesley, OL
 2020 Elijah Johnson, OL; Manny Jones, DL;
 Toby McBride, DL; Thomas Pannunzio, KR;
 Cam Reddy, OL; Barry Wesley, OL; Dante Wright, PR
 2019 Anthony Hawkins, KR; Manny Jones, DL
 2017 Evan Colorito, LB; Dalton Fackrell, TE;
 Trae Moxley, OL; Ryan Stonehouse, P;
 Josh Watson, LB
 2016 Nick Callender, OL; Nick Stevens, QB;
 Paul Thurston, OL
 2015 Sam Carlson, OL; Kivon Cartwright, TE;
 Kevin Davis, LB; Trent Matthews, DB
 2014 Bernard Blake, DB; Hayden Hunt, P;
 Cory James, LB; Joe Kawulok, DE;
 Trent Matthews, DB; Max Morgan, LB;
 Kevin Pierre-Louis, DB; Jared Roberts, PK;
 Fred Zerblis, OL
 2013 Kivon Cartwright, Jr., TE; Max Morgan, Jr., LB
 2012 Shaquill Barrett, LB; Shaq Bell, DB;
 Weston Richburg, OL
 2011 Shaquill Barrett, LB; James Skelton, LB;
 Momo Thomas, PR
 2010 Ricky Brewer, LB; Weston Richburg, OL
 2009 Adrian Martinez, OL; Nick Oppeneer, DB;
 Cole Pemberton, OL; Shelley Smith, OL; Tim Walter, OL
 2008 Ricky Brewer, LB; Mychal Sisson, LB;
 Jason Smith, PK; Tim Walter, C
 2007 Jeff Horinek, LB; Gartrell Johnson, RB;
 Jimmie Kaylor, P; Damon Morton, WR;
 Eric Sandie, DL; Darryl Williams, DB
 2006 Luke Adkins, LB; Josh Day, OL; Jeff Horinek, LB;
 Klint Kubiak, DB; Damon Morton, WR/KR;
 Jesse Nading, DL; Mike Pagnotta, DB; Blake Smith, DL;
 Kory Sperry, TE; Johnny Walker, WR
 2005 Josh Day, OL; Travis Garcia, S; Robert Herbert, DB;
 Courtney Jones, LB, Miles Kochevar, DB;
 Jesse Nading, DL; Clint Oldenburg, OL; Kory Sperry, TE
 2004 Jeff Babcock, K/P; Albert Bimper, OL;
 Adam Lancisero, DB; Jonathon Simon, DL
 2003 Jamie Amicarella, OL; Jeff Babcock, K/P; Matt Bartz, TE;
 Michael Brisiel, OL; Jeff Flora, LB;
 Patrick Goodpaster, DL; Lavell Mann, DL;
 Benny Mastropaolo, DB; Eric Pauly, LB;
 Chris Pittman, WR; Rashaan Sanders, RB;
 Andre Sommersell, DL; Ben Stratton, DB;
 Drew Wood, LB

- 2002 Matt Bartz, TE; Benny Mastropaolo, DB; Chris Pittman, WR; Bryan Save, DL; Wallace Thomas, DL; David Vickers, DB; Adam Wade, LB; Drew Wood, LB
- 2001 Dallas Davis, WR; Joel Dreessen, TE; Geoff Graue, DL; Peter Hogan, DL; Broderick Lancaster, OL; Kent Naughton, PK; Erik Pears, OL; Pete Rebstock, WR; Lucas Smith, DL; Aaron Sprague, DB; Bradlee Van Pelt, QB; Dexter Wynn, DB
- 2000 Jamie Bennett, DL; Broc Finlayson, OL; Joey Huber, P; C.W. Hurst, PK; Broderick Lancaster, OL; Mike Mackenzie, DL; Frank Rice, WR; David Shohet, OL; Aaron Sprague, DB; David Vickers, LB

ALL-WESTERN ATHLETIC CONFERENCE**First Team**

- 1998 Darran Hall, WR/ST; Anthony Cesario, OL; Mike Newell, OL; Joey Porter, DL; Rick Crowell, LB; Myron Terry, DB
- 1997 Anthony Cesario, OL; Moses Moreno, QB; Eli Workman, TE; Adrian Ross, DL; Nate Kvamme, LB; Damon Washington, RB
- 1996 Calvin Branch, RB; Mark Rogowski, OL; Adrian Ross, DL
- 1995 James Cregg, OL; Ray Jackson, DB; Sean Moran, DL; Greg Myers, DB; Brady Smith, DL
- 1994 Pat Meyer, OL; Sean Moran, DL; Greg Myers, DB; Kenya Ragsdale, LB; Andre Strode, DB
- 1993 Bob Cox, OL; Steve Hodge, DL; Greg Myers, DB/RET; Steve Norton, DL; Brian Schneider, LB
- 1992 Greg Primus, WR; Greg Myers, DB
- 1991 Greg Primus, WR
- 1990 Andy Byrne, DB; Brian Copeland, RB; John Laurita, OL; Eric Schaller, DL
- 1989 Tony Alford, RB; John Laurita, OL; Tim Luke, P; Eric Schaller, DL
- 1988 Ron Cortell, DB
- 1987 Ron Cortell, DB; Doug Fiala, OL
- 1986 Steve Bartalo, RB; Dale Carr, LB; Steve DeLine, PK; Guy Goar, C; Edgar Mitchell, OL; Kelly Stouffer, QB
- 1985 Steve Bartalo, RB; Guy Goar, C; Edgar Mitchell, OL; Terry Unrein, DL
- 1984 Steve Bartalo, RB
- 1983 Kevin Call, OL; Jeff Champine, WR
- 1982 Richie Hall, DB; Jeff Harper, LB; Andy Poremba, DL; Jeff Raikes, WR
- 1981 Jeff Champine, WR
- 1980 Orbry Chamblee, LB; Tony Goolsby, WR; Alvin Lewis, RB
- 1979 Mickey Barilla, K; Mike Carew, DL; Orbry Chamblee, LB; Tom Fornica, OL; Donzell McDonald, DB
- 1978 Mike Bell, DL; Larry Jones, RB
- 1977 Al Baker, DL; Mike Bell, DL; Cliff Featherstone, DB; Mark Nichols, LB
- 1976 Steve Cyphers, OL; Mike Deutsch, K; Keith King, DB; Steve Krum, LB
- 1975 Bill Gray, OG; Kevin McLain, LB; Fred Paoli, DL
- 1974 Bill Gray, OG; Kevin McLain, LB; Loren Mulkins, DL; Dan O'Rourke, SE; Willie Miller, FL
- 1973 Jim Kennedy, TE; Loren Mulkins, DL; Greg Stemrick, DB
- 1971 Lawrence McCutcheon, HB; Ron Sondrup, OT
- 1970 Lawrence McCutcheon, HB
- 1968 Bill Kishman, DB

Second Team

- 1998 Derek Franz, K; Clark Haggans, DL; Deone Horinek, P; Kevin McDougal, RB; Blaine Saipaia, OL; Willie Taylor, LB
- 1997 Kevin McDougal, RB; Willie Taylor, LB; Myron Terry, DB; Geoff Turner, WR/ST
- 1996 Jeremy Calhoun, WR; Anthony Cesario, OL
- 1995 Karl Ballard, LB; Greg Myers, KR/PR; E.J. Watson, RB
- 1994 Jeremy Burkett, WR; Anthony Hill, QB; Steve Hodge, DL; Greg Myers, KR/PR
- 1993 Pat Meyer, OL; Andre Strode, DB
- 1992 Pat Meyer, OL; Bob Cox, OL; Brian Schneider, LB
- 1991 Harlan Carroll, DB
- 1990 Scott Doerr, OL; Selwyn Jones, DB; Todd Yert, RB
- 1989 Gary Thompson, LB; Sean Willis, WR
- 1988 Gary Thompson, LB
- 1987 Sanjay Beach, KR/PR; Clint Hjelm, DL; Scott Whitehouse, RB
- 1986 Ron Cortell, DB; Jim King, DB
- 1984 Keli McGregor, TE
- 1983 Steve Bartalo, RB; Jeff Harper, LB; Stan Hornung, DL; Keli McGregor, TE; Jon Poole, K
- 1982 Jeff Champine, WR; Richie Hall, KR/PR; Keli McGregor, TE; Willie Searcy, DB
- 1981 Aaron Finch, C; Greg Tillman, DB
- 1980 Andre Augustine, DL; Steve Fairchild, QB; Mike Faucett, DB; Aaron Finch, C; Kurt Fisk, DB; Andy Poremba, DL; Ed Rhoades, OL
- 1972-79 *No second team honored by WAC*
- 1971 Les Olson, LB
- 1970 Clark Douglass, LB; Art Hererra, OT; Dan Hudson, DT
- 1969 Lawrence McCutcheon, RB; Mike Smolinsky, G; Harry Stevenson, RB

ALL-SKYLINE ATHLETIC CONFERENCE

- 1960 Duane Knox, E
- 1959 Jim Eifrid, C; Ron Stehouwer, T
- 1958 Pat O'Donnell, G
- 1956 Bob Weber, C
- 1955 Gary Glick, HB; Dan Mirich, G; Bob Weber, C
- 1954 Gary Glick, HB
- 1952 Harvey Achziger, T; Bob Blasi, G; Alson Brinley, G; Don Burroughs, QB; Joe Mohorcich, HB
- 1951 Harvey Achziger, T; Jim David, E; Bill Hoehler, G; Frank Stanko, E
- 1950 Jack Christiansen, HB; Dale Dodrill, G; Cliff Hoelzer, T; Frank McKiben, T
- 1949 Dale Dodrill, G; George Jones, E; Thurman "Fum" McGraw, FB
- 1948 Dale Dodrill, G; Bob Hainlen, QB; Eddie Hanna, HB; Don Hoch, T; George Jones, E; Don "Tuffy" Mullison; Thurman "Fum" McGraw, FB; Ollie Woods, HB
- 1942 Chet Maeda, HB
- 1941 Lewis "Dude" Dent, FB
- 1938 Louis Engleberg, G

ALL-ROCKY MOUNTAIN ATHLETIC CONFERENCE

- 1936 Lenny Volz, FB
- 1935 Jim Hartman, E; Lloyd Lair, T
- 1934 Chet Cruikshank, E; Floyd Mencimer, C; Wilbur "Red" White, HB

1933	Bud Dammann, QB; Glenn Morris, E; Ralph Maag, HB Wilbur "Red" White, HB
1931	Ed Kasel, G; Albert "Red" White, HB
1929	Ed Graves, G
1928	Dan Beattie, E; Ed Graves, G; Frank Prince, E; Carlyle Vickers, C
1927	Rollie Caldwell, FB; Glen Davis, E; Ed Graves, G Lynn Pitcher, G; Fay Rankin, HB; Carlyle Vickers, C
1926	Rollie Caldwell, FB; Fay Rankin, HB
1925	Glen Clark, G; Kenny Hyde, QB; Otto Kayser, G Fay Rankin, FB; Julius "Hans" Wagner, T
1924	Don Inman, G; Julius "Hans" Wagner, T
1923	Walter Bain, G; Jack House, FB; Erv Hinds, E; Earl McMichael, G; Douglans Wigle, T; Julius "Hans" Wagner, T
1922	Walter Bain, G; Erv Hinds, E; Jack Houser, FB; Earl McMichael, G; Doug Wigle, T
1921	Walter Bain, G; Duane Hartshorn, HB; Earl McMichael, G
1920	Charles Bresnahan, E; H.L. "Hap" Dotson, T; Duane Hartshorn, HB; Roy Ratekin, G; Harry Scott, FB
1919	H.L. "Hap" Dotson, T; Duane Hartshorn, HB; Harry Scott, FB
1917	Charles Shepardson, D
1916	Horace Doke, T; Ralph "Sag" Robinson, E Charles Shepardson, C; Ray West, G
1915	Ralph "Sag" Robinson, E Charles Shepardson, C; Frank Wilson, G
1914	Ed Divelbliss, FB
1913	Floyd Cross, HB
1912	Joe Brill, T
1910	Wilbur "Bill" Schaffer, T

COLORADO STATE ATHLETICS HALL OF FAME
Created in 1988

Name	Year	Name	Year
1994 Team	2019	Chet Maeda	1996
1997 Team	2017	Lawrence McCutcheon	1989
Harvey Achziger	2012	Kevin McDougal	2012
David Anderson	2017	Kay McFarland	1992
Al "Bubba" Baker	1991	Thurman McGraw	1988
Steve Bartalo	1995	Keli McGregor	1997
Dan Beattie	2010	Willie Miller	1994
Mike Bell	2001	Sean Moran	2004
Walter Bergman	1993	Moses Moreno	2009
Charles Bresnahan	1992	Glenn Morris	1988
Alex Burl	2000	John Mosley	1998
Don Burroughs	1990	Mark Mullaney	2006
Norm Cable	1989	Don Mullison	1990
Kevin Call	1999	Greg Myers	2001
Anthony Cesario	2007	Mike Newell	2015
Jack Christiansen	1988	Fred Paoli	1998
Chester Cruikshank	1995	Erik Pears	2023
Steve Cyphers	1998	Joe Peters	1997
Kay Dalton	2000	Joey Porter	2013
Jim David	1989	Greg Primus	2003
Rick Dennison	1996	Fay Rankin	1992
Dale Dodrill	1988	Jim Ranson	2003
Joel Dreessen	2021	Oscar Reed	1993
Ivan Dyekman	2006	Weston Richburg	2023
Leon Eastlack	1993	Adrian Ross	2023
J. Ray French	1990	Cecil Sapp	2017
Gary Glick	1988	Kevin Sheesley	2009
Fred Glick	1991	Brady Smith	2005
Clark Haggans	2015	Don Straub	2011
Richie Hall	1999	Earlie Thomas	1994
Duane Hartshorn	1991	Jack Upton	2007
Anthony Hill	2008	Bradlee Van Pelt	2013
Willis Holland	2013	Carlyle Vickers	1991
Kenny Hyde	1993	Julius Wagner	1988
Ray Jackson	2011	Damon Washington	2012
George Jones	2002	Bob Weber	2001
Brady Keys	1996	Ollie Woods	2008
Linden King	1998	Dexter Wynn	2019
Lavern Kohls	2005		

COLORADO STATE ALL-CENTURY TEAM (1992)

Offense		Defense		Specialists	
QB	Kelly Stouffer	DL	Al Baker	P	Mike Deutsch
RB	Steve Bartalo	DL	Mike Bell	K	Steve DeLine
RB	Gary Glick	DL	Dale Dodrill		
RB	Lawrence McCutcheon	DL	Thurman "Fum" McGraw		
REC	Jeff Champine	DL	Eric Schaller		
REC	Keli McGregor	LB	Dale Carr		
REC	Willie Miller	LB	Kevin McClain		
REC	Glenn Morris	LB	Kevin Sheesley		
OL	Harvey Achziger	LB	Gary Thompson		
OL	John Benton	LB	Eric Tippeconnic		
OL	Kevin Call	DB	Jack Christiansen		
OL	Guy Goar	DB	Ron Cortell		
OL	John Laurita	DB	Jim David		
		DB	Keith King		
		DB	Earlie Thomas		

MOUNTAIN WEST

2022

Cam Bariteau, DL
Michael Boyle, K
Jacob Gardner, OL
Keegan Hamilton, OL
Ayden Hector, DB
Keegan Hollis, RB
Dequan Jackson, LB
Mohamed Kamara, DL
Henry Kattelman, K
Grady Kelly, DL
Drew Kulick, LB
Clay Millen, QB
Dane Olson, WR
Tyson Williams, DB
Chase Wilson, LB

2021

David Bailey, RB
Cam Bariteau, DL
Tavian Brown, LB
Cam Butler, TE
Todd Centio, QB
Mike Ciaffoni, OL
Devon Edwards, LB
Dequan Jackson, LB
Mohamed Kamara, DL
Anthony Koclanakis, LB
Justice McCoy, WR
Thomas Pannunzio, DB
Scott Patchan, DL
Vincent Picozzi, OL
Cade Plath, LB
Brian Polendey, TE
Sanjay Strickland, LB
Jonathan Terry, PK
Barry Wesley, OL
Chase Wilson, LB

2020*

Alex Azusenis, OL
Cam Bariteau, DL
Walker Brickle, QB
Quinn Brinnon, DB
Scott Brooks, OL
Tavian Brown, LB
Garrett Burns, WR
Marshaun Cameron, DB
Todd Centio, QB
Joe DeLine, PK
Will Drewes, LB
Devon Edwards, LB
Tex Elliott, OL
Chris Franquemont, DB
Gage Gaynor, OL
Kyle Helbig, TE
Blake Householder, OL
Ellison Hubbard, DL
Dequan Jackson, LB
Mohamed Kamara, DL
Robert Liss, PK
Quinn Meinert, LB
Dirk Nelson, OL
Jonah O'Brien, QB
Dane Olson, WR
Thomas Pannunzio, WR
Scott Patchan, DL
Cade Plath, LB
Brian Polendey, TE
Cian Quiroga, DL
Cam Reddy, OL
Grant Stewartson, OL
Sanjay Strickland, LB
Aaron Syvock, LB
Jonathan Terry, PK
Griffin Vanderwaerd, DB
Huck Vollmar, LS
Dylan Walker, TE
Chase Wilson, LB

2019

Scott Brooks, OL
Marshaun Cameron, DB
Joe DeLine, K
Brenden Fulton, WR
Christian Hunter, RB
Dequan Jackson, LB
Mohamed Kamara, LB
Ty McCullough, WR
Max McDonald, LB
Thomas Pannunzio, WR
Adam Prentice, FB
T.J. Stormont, OL
Dante Wright, WR

2018

VJ Banks, CB
Scott Brooks, OL
Wyatt Bryan, K
Tanner Clem, LB
Brenden Fulton, WR
Dequan Jackson, LB
Trey McBride, TE
Adam Prentice, FB
Ross Reiter, LS

2017

Wyatt Bryan, K
Patrick Elsenbast, LB
Justin Falls, LB
Jordan Fogal, DB
John Freismuth, TE
Brenden Fulton, WR
Zack Golditch, OL
Max McDonald, LB
Marcus McElroy, RB
Colby Meeks, OL
Patrick Moody, LB
Kevin Nutt, Jr., DB
Adam Prentice, FB
Jake Schlager, DB
Trent Sieg, LS
Nick Stevens, QB
Marcus Wilson, WR

2016

Faton Bauta, QB
Wyatt Bryan, K
Kevin Davis, LB
Patrick Elsenbast, LB
Justin Falls, LB
Zach Golditch, OL
Hayden Hunt, P
Elroy Masters, Jr., WR
Kevin Nutt, Jr., DB
Daniel Nwosu, LB
Nolan Peralta, TE
Adrian Robinson, OL
Jake Schlager, DB
Trent Sieg, LS
Nick Stevens, QB
Eric Williams, RB

2015

Cole Anderson, WR
Wyatt Bryan, K
Patrick Elsenbast, LB
Hayden Hunt, P
Izzy Matthews, RB
Colby Meeks, OL
SteveO Michel, LB
Kevin Nutt, Jr., DB
Nolan Peralta, TE
Trent Sieg, LS
Nick Stevens, QB

2014

Hayden Hunt, P
Elroy Masters, Jr., WR
Mason Myers, OL
Kevin Nutt, Jr., DB
Nolan Peralta, TE
Jared Roberts, K
Eric Williams, RB

2013

Kivon Cartwright, TE
Austin Gray, WR
Tanner Hedstrom, LS
Blake Jones, TE
Joe McKay, TE
Mason Myers, OL
Chris Nwoke, RB
Nolan Peralta, TE
Weston Richburg, OL
Jared Roberts, K
Jake Schlager, DB
Tyree Simmons, DB
Eric Williams, RB

2012

Cole Allenbrand, DL
Joseph Caprioglio, OL
Kivon Cartwright, TE
John Froland, WR
Austin Gray, WR
Joseph Hansley, WR
Tanner Hedstrom, LS
Mason Myers, OL
Christian Nwoke, RB

Jared Roberts, K
Marcus Shaw, DB
James Skelton, LB
Lanston Tanyi, DL
Dominique Vinson WR

2011

Joseph Caprioglio, OL
Kivon Cartwright, TE
Aaron Davis, LB
John Froland, WR
Jacob Gdowski, OL
Derek Good, RB
Austin Gray, DB
Tanner Hedstrom, LS
Blake Jones, TE
Mason Myers, OL
Christian Nwoke, RB
Drew Reilly, DB
Marcus Shaw, DB
James Skelton, LB

2010

Scott Albritton, LS
Jacob Gdowski, OL
Derek Good, RB
Tanner Hedstrom, LS
Michael Kawulok, LB
Klay Kubiak, DB
Jarrad McKay, DB
Christian Nwoke, RB
Eric Peitz, TE
James Skelton, LB
Alex Williams, LB

2009

Scott Albritton, LS
Joshua Gabler, DB
Jake Gdowski, OL
Klint Kubiak, DB
Jarrad McKay, DB
Eric Peitz, TE
Broderick Sargent, DL
Marcus Shaw, DB
James Skelton, LB
Alex Williams, LB

2008

Kyle Bell, RB
Joshua Gabler, DB
Jeff Horinek, LB
Michael Kawulok, LB
Klay Kubiak, QB
Klint Kubiak, QB
Michael Myers, RB
Eric Peitz, TE
Jason Smith, K
Alex Williams, LB

2007

Kyle Bell, RB
Matt Hendrick, LB
Jeff Horinek, LB
Jared Lamb, P
Brian Lepak, OL
Mike Myers, RB
Jesse Nading, DL
Nathan Pauly, LB
Eric Peitz, TE
Jason Smith, K

2006

Caleb Hanie, QB
Matthew Hendrick, LB
Jeffrey Horinek, LB
Klint Kubiak, DB
Timothy LeBlanc, RB
Michael Myers, RB
Jesse Nading, DL
Clint Oldenburg, OL
Dustin Osborn, WR
Jason Smith, K

2005

David Anderson, WR
Matthew Bartz, TE
Kyle Bell, RB
Jeffrey Horinek, LB
Thomas Kearney, QB
Michael Myers, RB
Kevin Mark, K
Michael Myers, RB
Jesse Nading, DL
Clint Oldenburg, OL
Dustin Osborn, WR

Nathan Pauly, LB
Jason Smith K

2004

David Anderson, WR
Kyle Bell, RB
Zachary Bryson, DB
Joel Dreessen, TE
Travis Garcia, DB
Caleb Hanie, QB
Thomas Kearney, QB
Kevin Mark, K
Jesse Nading, DL
Clint Oldenburg, OL
Dustin Osborn, WR
Nathan Pauly, LB
John Witt, LB

2003

David Anderson, WR
Caleb Atchison, WR
Curt Beling, DB
Joel Dreessen, OL
Mark Dreyer, OL
Jeffrey Flora, LB
Travis Garcia, DB
Thomas Kearney, QB
Kevin Mark, K
Clint Oldenburg, OL
Dustin Osborn, WR
Eric Pauly, LB
Bryan Save, DL
Russell Sprague, WJ
John Stepien, DL
Ben Stratton, DB
Drew Wood, LB

2002

David Anderson WR
Curt Beling, DB
Joey Cuppari, WR
Joel Dreessen, TE
Mark Dreyer, OL
Jeff Flora, LB
Zeke Hacker, OL
Adam Hayward, DB
Landon Jones, DB
Eric Pauly, LB
Bryan Save, DL
Russell Sprague, WR
Drew Wood, LB

2001

Joel Dreessen, TE
Mark Dreyer, OL
Broc Finlayson, OL
Jeffrey Flora, LB
Jason Gallimore, DB
Justin Gallimore, DB
Jason Hepp, DB
Joey Huber, P
Landon Jones, DB
Kent Naughton, K
Eric Pauly, LB
Bryan Save, DL
Lucas Smith, DL
Aaron Sprague, DB
Russell Sprague, WR
Brad Svoboda, TE
Michael Vomhof, RB
Drew Wood, LB

2000

Jamie Bennett, DL
Broc Finlayson, OL
Broc Finlayson, DB
Jason Gallimore, DB
Justin Gallimore, DB
Eric Pauly, LB
Lucas Smith, DL
Aaron Sprague, DB
Russell Sprague, WR
Brad Svoboda, TE
Andrew Wood, LB

1999

Jamie Bennett, DL
Andrew Engelstad, DB
Broc Finlayson, OL
Jason Gallimore, DB
Justin Gallimore, DB
Klint Kubiak, DB
Lucas Smith, DL
Aaron Sprague, DB
Brad Bradin Svoboda TE

WAC

1998

Jamie Bennett, DL
Andy Engelstad, DB
Nate Kvamme, LB
Lucas Mallory, LB
Mike Newell, OL
Lucas Smith, DL

1997

Jamie Bennett, DL
Andy Engelstad, DB
Nate Kvamme, LB
Mike Newell, OL

1996

Nate Kvamme, LB
Mike Newell, OL

1995

Nate Kvamme, LB
Greg Myers, FS
Mike Newell, OL

1994

Pat Meyer, OT
Greg Myers, FS
Matt Phillips, WR
John Polousky, C

1993

Patrick Meyer, OL
Greg Myers, FS
Derek Yurosek, C

1992

Jeremy Burkett, RB
Kevin Lynch, LB
Greg Myers, FS
Matt Phillips, WR
Derek Yurosek, OL

1991

Jerry Dunn, QB
Mark Holmes, WR
Doug Hutchins, OT
Kevin Lynch, LB
Pat Meyer, OT
Matt Phillips, WR
John Polousky, C

1990

John Laurita, OL
Tim Luke, P
Eric Schuler, DL

1989

Tim Luke, P

1988

Tim Luke, P

1987

J.D. Brookhart, WR
Todd Eakes, OL
Todd Tyrrell, WR

1986

Steve Bartalo, FB
J.D. Brookhart, WR
Todd Terrell, WR

1985

Steve Bartalo, FB
J.D. Brookhart, FL
Phil Coles, C
Todd Eakes, OG
Doug Fiala, OT
Marvin Gross, LB
Mark Levstik, OT
Tim O'Byrne, SE
Todd Tyrrell, SE

1984

Steve Bartalo, FB
Tom Ehlers, C
Chris Gahagan, DT
Tom O'Byrne, SE
Roger Rice, DB

1982

Scott Clough, LB
Tom Ehlers, C
Bob Latusus, LB

1981

Mike Camp, TE
Tom Ehlers, DT
Aaron Finch, C
Mike Hendricks, RB
Craig Merten, DB

1980

Steve Fairchild, QB
Aaron Finch, OL
Mike Hendricks, RB
Craig Merten, DB

1979

Rick Dennison, TE
Mike Lind, OG
Aaron Finch, OG

1978

Dave Lamb, OL
Mike Lind, OL
Mike Schilling, OL

1977

Dana Isoline, LB
Chuck Kovac, FB

1976

Mike Bachman, WR
Steve Cyphers, OL
Chuck Kovac, OL

1975

Mark Driscoll, QB
Bill Gray, OG
Dana Isoline, LB
Chuck Kovac, FB
Fred Paoli, MG

1974

Wes Cerveny, LB
Mark Driscoll, B
Mel Washington, DB

1973

Wes Cerveny, LB
Guy Stewart, DB
Louie Walker, LB
Terry Kirk, C

1972

Terry Kirk, LB
Noah Palmer, SE

1971

Tim McGee, DE
Gary Vernon, OG

1970

Bill Pietrosky, C

1969

Tom French, T
Dale Maeding, G

1968

Tim Dennison, LB
Bill Schmitz, RB

*The competition requirement was suspended for the 2020 season

MOUNTAIN WEST

2021	
Sept. 20	Cayden Camper, K (ST) Jack Howell, DB (Fr.)
Oct. 11	Cayden Camper, K (ST)
Nov. 22	Jack Howell, DB (Fr.)
2019	
Oct. 14	Warren Jackson, WR (Off.)
Oct. 28	Logan Stewart, DB (Def.)
2017	
Oct. 16	Michael Gallup, WR (Off.)
2016	
Oct. 10	Kevin Davis, LB (Def.)
2015	
Sept. 7	Nick Stevens, QB (Off.)
Sept. 14	Wyatt Bryan, K (ST)
Nov. 30	Joe Hansley, PR (ST)
2014	
Sept. 1	Dee Hart, RB (Off.) Jared Roberts, K (ST)
Oct. 20	Jared Roberts, K (ST)
Oct. 27	Garrett Grayson, QB (Off.)
Nov. 24	Dee Hart, RB (Off.)
2013	
Sept. 16	Shaquill Barrett, LB (ST)
Sept. 30	Shaquill Barrett, LB (Def.)
Nov. 11	Kapri Bibbs, RB (Off.) Jared Roberts, K (ST)
Nov. 18	Kapri Bibbs, RB (Off.)
2012	
Sept. 3	Cory James, LB (Off.) Jared Roberts, K (ST)
Oct. 29	Pete Kontodiakos, P (ST)
Nov. 12	Jared Roberts, K (ST)
2011	
Sept. 5	Nordly Capi, DE (Def.)
Sept. 26	Chris Nwoke, RB (Off.) Shaquill Barrett, LB (Def.) Tanner Hedstrom, LS (ST)
Nov. 28	Chris Nwoke, RB (Off.)
2010	
Sept. 27	Pete Thomas, QB (Off.)
Oct. 18	Guy Miller, DT (Def.)
2009	
Sept. 21	Pete Kontodiakos, P (ST)
2008	
Sept. 8	Ben DeLine, K (ST)
Oct. 6	Gartrell Johnson, RB (Off.)
2007	
Oct. 22	Gartrell Johnson, RB (Off.)
Nov. 12	Johnny Walker, WR (Off.)
2006	
Sept. 11	Johnny Walker, WR (Off.)
Oct. 2	Damon Morton, Ret. (ST)
2005	
Oct. 3	Jimmie Kaylor, P (ST)
Oct. 24	Justin Holland, QB (Off.) Joey Rucks, Ret. (ST)
Oct. 31	Robert Herbert, DB (Def.) Jason Smith, K (ST)
Nov. 20	Johnny Walker, Ret. (ST)
2004	
Oct. 4	David Anderson, WR (Off.)

2003	
Sept. 8	Bradlee Van Pelt, QB (Off.) Jeff Babcock, K (ST)
Oct. 6	Dexter Wynn, Ret. (ST)
Oct. 20	Bradlee Van Pelt, QB (Off.)
Nov. 24	Jimmy Green, RB (Off.)
2002	
Sept. 2	David Vickers, DB (Def.)
Sept. 16	Dexter Wynn, Ret. (ST)
Sept. 30	Chris Pittman, WR (Off.)
Oct. 21	Joey Huber, P (ST)
Oct. 28	Adam Wade, LB (Def.)
Nov. 4	Benny Mastropaolo, DB (Def.)
Nov. 25	Bradlee Van Pelt, QB (Off.) Adam Wade, LB (Def.)
2001	
Oct. 1	Adam Wade, LB (Def.) Dexter Wynn, Ret. (ST)
Oct. 22	Drew Wood, LB (Def.) Pete Rebstock, Ret. (ST)
Oct. 29	Jason Gallimore, DB (Def.)
Nov. 12	Pete Rebstock, Ret. (ST)
Nov. 19	Kent Naughton, K (ST)
2000	
Sept. 4	Matt Newton, QB (Off.)
Sept. 11	Pete Rebstock, Ret. (ST)
Sept. 18	Rick Crowell, LB (Def.)
Oct. 2	Pete Rebstock, Ret. (ST)
Oct. 16	Rick Crowell, LB (Def.) Rhett Nelson, Ret. (ST)
Oct. 30	Dexter Wynn, Ret. (ST)
Nov. 4	Matt Newton, QB (Off.)
Nov. 18	Justin Gallimore, DB (Def.)
1999	
Sept. 6	Kevin McDougal, RB (Off.) Deone Horinek, P (ST)
Oct. 4	Greg Pollard, DL (Def.) C.W. Hurst, K (ST)
Oct. 25	Ula Tuitele, LB (Def.)
Nov. 1	Dallas Davis, Ret. (ST)
Nov. 8	Frank Rice, WR (Off.) Deone Horinek, P (ST)
Nov. 22	Kevin McDougal, RB (Off.)
Nov. 29	Dallas Davis, Ret. (ST)

WESTERN ATHLETIC CONFERENCE

1998	
Sept. 14	Joey Porter, DE
Sept. 28	Rick Crowell, LB
Oct. 5	Kevin McDougal, FB
Oct. 19	Derek Franz, K
Oct. 26	Ryan Eslinger, QB
Nov. 16	Derek Franz, K
1997	
Sept. 1	Damon Washington, FB
Oct. 6	Geoff Turner, Ret.
Oct. 13	Nate Kvamme, LB
Oct. 20	Geoff Turner, WR
Oct. 27	Nate Kvamme, LB
Nov. 3	Myron Terry, DB
Nov. 10	Moses Moreno, QB
1996	
Sept. 2	Damon Washington, FB
Oct. 6	Eason Ramson, DB
Oct. 27	Calvin Branch, FB Willie Taylor, LB
Nov. 4	Jeremy Calhoun, WR
Nov. 11	Matt McDougal, K

1995	
Sept. 18	Karl Ballard, LB
Oct. 9	Greg Myers, PR (ST)
Oct. 16	Matt McDougal, K (ST)
Oct. 30	Nate Kvamme, LB (Def.)
Nov. 6	Greg Myers, PR (ST)
1994	
Sept. 17	Greg Myers, DB (Def.)
Sept. 24	Andre Strode, DB (Def.)
Oct. 1	Anthoney Hill, QB (Off.)
Oct. 8	Sean Moran, DE (Def.)
1993	
Oct. 9	E.J. Watson, RB (Off.)
Nov. 20	Brian Schneider, LB (Def.)
1992	
Nov. 21	Brian Schneider, LB (Def.)
1991	
Sept. 28	Greg Primus, WR (Off.)
1990	
Sept. 1	Kevin Verdugo, QB (Off.)
Oct. 20	Brian Copeland, RB (Off.)
Nov. 3	Robert Chirico, DE (Def.)
Nov. 24	Sylvester Mabry, DB (Def.)
1989	
Oct. 21	Eric Schaller, DE (Def.)
Oct. 28	Tony Alford, RB (Off)
Nov. 11	Gary Thompson, LB (Def.)
1988	
Oct. 1	Greg Baker, NG (Def.)
1987	
Oct. 24	Scott Whitehouse, FB (Off.)
1986	
Sept. 6	Dale Carr, LB (Def.)
Oct. 4	Kelly Stouffer, QB (Off.)
Oct. 18	Ron Cortell, DB (Def.)
Oct. 25	Jim King, DB (Def.)
Nov. 22	Steve Bartalo, RB (Off.)
1985	
Sept. 16	Steve Bartalo, RB (Off.)
Oct. 14	Steve Bartalo, RB (Off.)
Nov. 18	Dan Hammerschmidt, DB (Def.)
1984	
Sept. 15	Steve Bartalo, RB (Off.)
Oct. 13	Terry Unrein, DT (Def.)
Nov. 3	Kelly Stouffer, QB (Off.)
1983	
Oct. 1	Terry Nugent, QB (Off.)
Oct. 22	Steve Bartalo, RB (Off.)
Oct. 29	Terry Nugent, QB (Off.)
1982	
Sept. 11	Jeff Harper, LB (Def.)
Oct. 2	Willie Searcy, DB (Def.)
Oct. 16	Terry Nugent, QB (Off.)
Oct. 30	Terry Unrein, DE (Def.)
1981	
Oct. 10	Kevin Sheesley, LB (Def.)
1980	
Sept. 20	Steve Fairchild, QB (Off.)
Oct. 25	Alvin Lewis, RB (Off.)
Nov. 1	Steve Fairchild, QB (Off.)

COLORADO STATE HONORED JERSEYS

Three great Colorado State Rams are honored atop Canvas Stadium for their contributions to Colorado State football and Colorado State Athletics. The numbers 21 and number 48, for Eddie Hanna and Fum McGraw, respectively, have been removed from circulation and those numbers are considered retired. Greg Myers' No. 3 jersey is honored for his induction into the College Football Hall of Fame.



GENERAL

THE RAMS

2022 REVIEW

HISTORY

UNIVERSITY

#3



Greg Myers (1992-95)

- College Football Hall of Fame (2012)
- Colorado Sports Hall of Fame (2012)
- NFF National Scholar Athlete (1995)
- East-West Shrine game (1995)
- Stan Bates Award (1995)
- Honda National Scholar Athlete of the Year (1995)

Greg Myers remains one of the all-time greatest football players in school history and is the only Ram to have received a major national award. Myers' 1995 Jim Thorpe Award, given to the nation's top defensive back, is the highest individual NCAA award received by any CSU football player. He is a five-time first team All-WAC player and two time first-team All-American and the third consensus All-American in school history. Myers not only helped lead CSU to consecutive WAC championships in 1994 and 1995, he also received academic All-American honors in 1994 and 1995 as well. He returned four punts for touchdowns during his career and is tied with Gary Glick and Bill Kishman with 14 career interceptions all-time.

Myers' success on the field is still one of the finest in school history, but coupled with his amazing success in the classroom places him in a category second-to-none in school history. He is the only Ram football player named to first-team All-America on the field and as an Academic All-American in two consecutive seasons. Drafted by the Cincinnati Bengals in the 5th round of the 1996 draft, he spent four seasons in Cincinnati and one in Dallas before retiring from the NFL. Myers went back to school and is now an anesthesiologist in the Denver area. In 2012 he was inducted into the Colorado Sports Hall of Fame and a month later was selected to the 2012 class of the National Football Foundation College Football Hall of Fame. Myers and Fum McGraw are the only two former CSU football players in the college football hall of fame.

#21



Eddie Hanna (1947-49)

Eddie "Twinkle Toes" Hanna helped lead then-Colorado A&M to its first-ever bowl game, the 1949 Raisin Bowl, before his untimely passing after a game at Colorado College the following season. No player in program history has donned the #21 jersey since.

A trailblazer for race inclusion on Colorado A&M's campus, Hanna was one of three Black Uplayers on the 1948 team and was widely popular in the locker room. Hanna served in the Pacific during World War II and came to Fort Collins after a stint in junior college in his hometown of Dodge City, Kansas. As an example of his popularity, Hanna also hosted a radio show in town and was a frequent contributor to the *Rocky Mountain Collegian*, CSU's student newspaper.

A three-sport star for Colorado A&M, Hanna also played basketball and ran track. Following his untimely death, the Eddie Hanna Memorial Scholarship was created in his honor.

#48



Fum McGraw (1946-49)

- College Football Hall of Fame (1981)
- Colorado Sports Hall of Fame (1971)
- 3rd in the 1948 NCAA Wrestling tournament
- 1950 NFL Rookie of the Year-Lineman
- All-Century Team (1992)
- Nye Award (1950)

One of the greatest names in school history, there are few things that Thurman "Fum" McGraw did not do during the 40 years he competed in athletics or worked for Colorado State University. McGraw was the third brother to attend Colorado A&M College and a native of Paonia, Colo. Fum excelled in all three sports he participated in during his four years as an Aggie athlete and earned All-American awards in football (1948, 1949), track (discus 1949) and wrestling (1948). He is the only athlete in school history to be named an All-American in three different sports. Also a member of the 1949 Raisin Bowl team, Fum went on to a career in the NFL that spanned five seasons and won two world championships with the Detroit Lions.

After his NFL career, he returned to his alma mater to be an assistant coach in football and wrestling. After a short stint in the NFL as an assistant coach, McGraw was named the school's assistant athletic director in 1965 under Jim Williams. He played an integral part in the construction of Moby Arena and Hughes Stadium before leaving in 1968. In 1976, he returned to CSU as the school's director of athletics where he remained until his retirement in 1986. In 1997, CSU named the new McGraw Athletic Center in his honor. Fum McGraw died in 2000 at the age of 73.

ALL-AMERICA BOWL

- 1971 Lawrence McCutcheon, HB
- 1970 Phill Webb, DB
- 1969 Earlie Thomas, DB
- 1968 Bill Kishman, DB

BLUE-GRAY CLASSIC

- 1998 Jason Craft, DB
- 1996 Calvin Branch, RB (MVP)
- 1977 Al Baker, DE
- Cliff Featherstone, DB
- Keith King, DB
- Steve Krum, LB
- 1958 Larry Barnes, FB
- 1955 Gary Glick, QB
- Jerry Zaleski, HB

CANADIAN-AMERICAN BOWL

- 1977 Mike Deutsch, P

COACHES ALL-AMERICA GAME

- 1975 Al Simpson, DT

COLLEGE ALL-STAR GAME

- 1976 Kevin McLain, LB
- 1975 Mark Mullaney, OT
- 1968 John Henderson, WB
- Oscar Reed, TB
- 1956 Gary Glick, HB
- 1954 Alex Burl, HB
- 1951 Dale Dodrill, G

COLLEGE GRIDIRON SHOWCASE

- 2016 Nick Callender, OL
- Fred Zerblis, OL*
- 2015 Martavius Foster, DE
- 2014 Dee Hart, RB
- Jared Roberts, K

COPPER BOWL

- 1959 Jim Elfrid, C
- Al Henderson, T
- Jim McMillin, HB
- Wayne Schneider, HB
- Ron Stehouwer, T
- 1958 Fred Glick, HB
- Bill Hanks, E
- Pat O'Donnell, G

EAST-WEST SHRINE

- 2022 Ross Reiter, LS
- Ryan Stonehouse, P
- 2017 Nick Stevens, QB
- Jake Bennett, OL
- 2016 Kevin Davis, LB
- 2015 Kivon Cartwright, TE
- Cory James, LB
- Trent Matthews, S*
- 2014 Bernard Blake, DB
- Garrett Grayson, QB*
- 2013 Shaquill Barrett, LB
- Crockett Gillmore, TE
- 2009 Klint Kubiak, DB
- Cole Pemberton, OL
- Shelley Smith, OL
- 2008 Gartrell Johnson, RB
- 2007 Jesse Nading, DE
- 2005 David Anderson, WR
- 2004 Erik Pears, OL
- 2003 Bradlee Van Pelt, QB
- Dexter Wynn, DB
- 2002 Morgan Pears, OL
- 1998 Jason Craft, CB
- Joey Porter, DE
- Myron Terry, DB
- Damon Washington, RB
- 1997 Moses Moreno, QB
- Adrian Ross, LB
- Eli Workman, TE
- 1996 Calvin Branch, RB
- 1995 Sonny Lubick, Coach
- Sean Moran, DE
- Greg Myers, DB
- Brady Smith, DE
- 1992 Greg Primus, WR
- 1991 Brian Copeland, RB
- 1986 Kelly Stouffer, QB
- 1984 Keli McGregor, TE
- 1981 Aaron Finch, C
- 1980 Alvin Lewis, RB
- 1976 Mark Nichols, LB
- 1973 Allen Simpson, OG
- 1970 Dennis Havig
- Pat Murphy
- Don Poppewell
- 1967 Bill Kishman, S
- 1949 Dale Dodrill
- 1948 Thurman McGraw, OT
- 1933 Glenn Morris
- Ralph Maag
- 1927 Carlyle Vickers

GRIDIRON CLASSIC

- 2004 Erik Pears, OL
- 2003 Bryan Save, DL
- 2002 Morgan Pears, OL
- Henri Childs, HB
- Rhett Nelson, DB
- 2001 Pete Rebstock, WR
- Aaron Sprague, DB

HULA BOWL

- 2022 Scott Patchan, DL
- 2019 Jalen Bates, DL
- 2006 Josh Day, OL
- 2005 David Anderson, WR
- Mike Brisiel, OL
- 2003 Chris Pittman, WR
- Bradlee Van Pelt, QB
- 2002 Cecil Sapp, RB
- 2001 Sonny Lubick, Coach
- Pete Rebstock, WR
- 2000 Rick Crowell, LB
- 1999 Kevin McDougal, RB
- Ula Tuitele, LB
- 1998 Myron Terry, FS
- 1997 Adrian Ross, DE
- 1955 Gary Glick, QB

JAPAN BOWL

- 1976 Clark Kemble, K

MEDAL OF HONOR BOWL

- 2013 Tanner Hedstrom, LS

NFL SCOUTING COMBINE

- 2022 Trey McBride, TE
- 2021 Warren Jackson, WR
- 2019 Olabisi Johnson, WR
- 2018 Michael Gallup, WR
- 2017 Kevin Davis, LB;
- Hayden Hunt, P
- 2016 DeAndre Elliott, DB
- Rashard Higgins, WR
- 2015 Aaron Davis, LB
- Garrett Grayson, QB
- Dee Hart, RB
- Jared Roberts, K
- Ty Sambrailo, OL
- 2014 Kapri Bibbs, RB
- Crockett Gillmore, TE
- Weston Richburg, OL
- 2010 Cole Pemberton, OL
- Shelley Smith, OL
- 2009 Gartrell Johnson, RB
- Kory Sperry, TE
- 2006 David Anderson, WR
- 2005 Joel Dreessen, TE
- 2004 Bradlee Van Pelt, QB
- Dexter Wynn, DB
- 2003 Joey Huber, P
- Cecil Sapp, RB
- 2002 Broderick Lancaster, OL
- 2001 Rick Crowell, LB
- John Howell, LB
- Tim Stuber, OL
- 2000 Clark Haggans, LB
- Deone Horinek, P
- Kevin McDougal, RB
- Erik Olson, DB
- Blaine Saipaa, OL*
- 1999 Anthony Cesario, OL
- Jason Craft, DB
- Darran Hall, WR
- Joey Porter, LB
- Damon Washington, RB
- 1997 Calvin Branch, RB
- 1996 Ray Jackson, DB
- 1993 David Frisch, TE
- Greg Primus, WR
- 1992 Selwyn Jones, DB

NFLPA COLLEGIATE BOWL

- 2018 Olabisi Johnson, WR
- 2017 Dalyn Dawkins, RB
- Zack Golditch, OL
- 2015 Sam Carlson, OL
- DeAndre Elliott, DB
- 2014 Aaron Davis, LB*
- 2013 Jared Biard, OL
- 2011 Paul Madsen, T

NORTH-SOUTH CLASSIC

- 2006 Robert Herbert, CB
- 1967 Oscar Reed, TB

SALAD BOWL

- 1955 John Dekleva, G
- Jim Gilliland, T
- Dan Mirich, G
- Gary Sanders, E
- 1954 Bill Tavener, C

SENIOR BOWL

- 2022 Trey McBride, TE
- 2017 Michael Gallup, WR
- 2014 Garrett Grayson, QB
- Ty Sambrailo, OL
- 2013 Crockett Gillmore, TE
- Weston Richburg, OL
- 2004 Joel Dreessen, TE
- 2002 Cecil Sapp, RB
- 1999 Clark Haggans, DE
- 1998 Anthony Cesario, OL
- Darran Hall, WR
- Joey Porter, DE
- 1995 Ray Jackson, CB
- 1983 Terry Nugent, QB
- 1978 Mark Bell, TE
- 1976 Keith King, DB
- 1974 Mark Mullaney, OT

TEXAS VS. THE NATION

- 2008 Kory Sperry, TE
- 2007 Caleb Hanie, QB

TROPICAL BOWL

- 2022 Gray Davis, OL
- CJ Onyechi, DL
- 2021 Anthony Koclanakis, LB
- 2018 Wyatt Bryan, K
- Ben Knox, OT
- 2017 Darnell Thompson, DL
- 2016 Nick Callender, OL
- Fred Zerblis, OL
- 2015 Steven Walker, TE

VEGAS ALL-STAR CLASSIC

- 2005 Albert Bimper, OL
- Justin Holland, QB
- Courtney Jones, LB
- 2004 Patrick Goodpaster, DE
- 2001 Dallas Davis, WR
- Broc Finlayson, OL
- Broderick Lancaster, OL
- Ameer Lowe, DB
- Duan Ruff, RB
- Lucas Smith, DL
- Thal Woods, DB

* — Invited but did not participate

IN THE NFL DRAFT

Year	Player	Rd	Pick	Team
2022	Trey McBride, TE	2	55	Arizona Cardinals
2019	Olabisi Johnson, WR	7	247	Minnesota Vikings
2018	Michael Gallup, WR	3	81	Dallas Cowboys
2016	Rashard Higgins, WR	5	172	Cleveland Browns
	Cory James, LB	6	194	Oakland Raiders
2015	Ty Sambrailo, T	2	59	Denver Broncos
	Garrett Grayson, QB	3	75	New Orleans Saints
2014	Weston Richburg, C	2	43	New York Giants
	Crockett Gillmore, TE	3	99	Baltimore Ravens
2010	Shelley Smith, G	6	187	Houston Texans
2009	Gartrell Johnson, RB	4	134	San Diego Chargers
2007	Clint Oldenburg, T	5	171	New England Patriots
2006	David Anderson, WR	7	251	Houston Texans
2005	Joel Dreessen, TE	6	198	New York Jets
2004	Dexter Wynn, DB	6	192	Philadelphia Eagles
	Bradlee Van Pelt, QB	7	250	Denver Broncos
	Andre Sommersell, LB	7	255	Oakland Raiders
2001	John Howell, DB	4	117	Tampa Bay Buccaneers
	Rick Crowell, LB	6	188	Miami Dolphins
2000	Clark Haggans, LB	5	137	Pittsburgh Steelers
	Erik Olson, DB	7	236	Jacksonville Jaguars
1999	Joey Porter, LB	3	73	Pittsburgh Steelers
	Anthony Cesario, G	3	88	Jacksonville Jaguars
	Jason Craft, DB	5	160	Jacksonville Jaguars
	Darran Hall, WR	6	186	Tennessee Titans
1998	Moses Moreno, QB	7	232	Chicago Bears
1997	Calvin Branch, DB	6	172	Oakland Raiders
1996	Brady Smith, DE	3	70	New Orleans Saints
	Sean Moran, LB	4	120	Buffalo Bills
	Greg Myers, DB	5	144	Cincinnati Bengals
	Raymond Jackson, DB	5	156	Buffalo Bills
1992	Selwyn Jones, DB	7	177	Cleveland Browns
1987	Kelly Stouffer, QB	1	6	St. Louis Cardinals
	Steve Bartalo, RB	6	143	Tampa Bay Buccaneers
	Steve DeLine, K	7	189	San Francisco 49ers
1986	Terry Unrein, NT	3	66	San Diego Chargers
1985	Keli McGregor, TE	4	110	Denver Broncos
	Harper LeBel, TE	12	321	Kansas City Chiefs
1984	Kevin Call, T	5	130	Indianapolis Colts
	Terry Nugent, QB	6	158	Cleveland Browns
1981	Alvin Lewis, RB	6	151	Denver Broncos
	Larry Jones, RB	10	270	Houston Oilers
1980	Keith Lee, DB	5	129	Buffalo Bills
	Dupree Branch, DB	8	198	St. Louis Cardinals
1979	Mike Bell, DE	1	2	Kansas City Chiefs
	Mark E. Bell, DE	4	102	Seattle Seahawks
	Mark R. Bell, WR	5	130	St. Louis Cardinals
	Bill Leer, C	11	292	Atlanta Falcons
1978	Al "Bubba" Baker, DE	2	40	Detroit Lions
	Cliff Featherstone, DB	7	180	San Diego Chargers
	Mark R. Nichols, LB	8	207	Oakland Raiders
	Mike Deutsch, P	9	240	Minnesota Vikings
	Ron Harris, RB	11	299	Minnesota Vikings
1977	Keith King, LB	3	77	San Diego Chargers
1976	Kevin McLain, LB	1	26	Los Angeles Rams
	Jerome Dove, DB	8	220	Oakland Raiders
	Melvin Washington, DB	11	292	Tampa Bay Buccaneers
	Gary Paulson, DE	13	372	Minnesota Vikings
	Mark Driscoll, QB	13	374	Dallas Cowboys
1975	Mark Mullaney, DE	1	25	Minnesota Vikings
	Al Simpson, G	2	27	New York Giants
	Kim Jones, RB	7	157	Baltimore Colts
	Willie Miller, WR	12	302	Houston Oilers
	John Graham, QB	14	361	Miami Dolphins
	Pete Clark, TE	16	407	Dallas Cowboys
1974	Jimmie Kennedy, TE	9	233	Washington Redskins
	Greg Battle, DB	11	269	San Francisco 49ers
1973	Perry Smith, DB	4	92	Oakland Raiders
	Gerald Caswell, G	11	282	Dallas Cowboys
1972	Lawrence McCutcheon, RB	3	70	Los Angeles Rams
	Jim White, DE	3	73	New England Patriots
1971	Phil Webb, DB	11	281	Detroit Lions

1970	Earlie Thomas, DB	11	280	New York Jets
1969	Bill Kishman, DB	5	114	Washington Redskins
	Terry Swann, FL	6	147	San Diego Chargers
	Floyd Kerr, DB	16	414	Dallas Cowboys
1968	Jon Henderson, WR	3	61	Pittsburgh Steelers
	Oscar Reed, RB	7	167	Minnesota Vikings
	Al Lavan, DB	8	204	Philadelphia Eagles
	Mike Tomasini, DT	10	248	Atlanta Falcons
	Jim Oliver, RB	15	391	Detroit Lions
	Gene Layton, DT	17	451	Chicago Bears
1964	Dick Evers, T	22	170	Kansas City Chiefs ^(AFL)
	Dick Evers, T	15	199	Washington Redskins
1961	Myron Pearson, HB	19	152	Houston Oilers ^(AFL)
	Wayne Lee, G	28	217	Denver Broncos ^(AFL)
	Kay McFarland, WR	18	248	San Francisco 49ers
	Leo Reed, T	20	274	St. Louis Cardinals
1960	Jim Eiffrid, LB	11	124	Washington Redskins
	Brady Keys, DB	14	162	Pittsburgh Steelers
1959	Ron Stehouwer, G	12	136	Detroit Lions
	Fred Glick, DB	23	266	Chicago Cardinals
1956	Gary Glick, DB	1	1	Pittsburgh Steelers
	Larry Barnes, FB	7	75	San Francisco 49ers
	Jerry Zaleski, B	10	112	San Francisco 49ers
1955	Jerry Callahan, B	23	272	New York Giants
1954	Kirk Hinderlider, E	15	181	Detroit Lions
	Alex Burl, HB	30	350	Chicago Cardinals
1953	Harvey Achziger, T	26	308	Philadelphia Eagles
1952	Jim David, DB	22	261	Detroit Lions
1951	Dale Dodrill, MG	6	67	Pittsburgh Steelers
	Jack Christiansen, DB	6	69	Detroit Lions
1950	Fum McGraw, DT	2	27	Detroit Lions
1949	Bob Hainlen, B	19	188	Washington Redskins
1944	Roy Clay, WB	8	70	New York Giants
1943	Chet Maeda, HB	18	161	Detroit Lions
	Lou "Dude" Dent, B	24	223	Brooklyn Dodgers

FIRST-ROUND DRAFT PICKS

Colorado State has had five first-round draft picks in the program's history, including No. 1 overall pick Gary Glick in the 1956 draft to the Pittsburgh Steelers.

FIRST-ROUND DRAFT PICKS



Gary Glick
1st, 1956



Mike Bell
2nd, 1979



Kelly Stouffer
6th, 1987



Mark Mullaney
25th, 1975



Kevin McLain
26th, 1976

Name, Pos. Team (Yrs)	Years Active	Years as Starter	Name, Pos. Team (Yrs)	Years Active	Years as Starter	Name, Pos. Team (Yrs)	Years Active	Years as Starter
Harvey Achziger, T Philadelphia Eagles (1953)	-	-	Justin Borvansky, OL Denver Broncos (2001)	-	-	Jim David, DB Detroit Lions (1952-59)	8/1952-59	8
Scott Albritton, LS Atlanta Falcons (2011)	-	-	Calvin Branch, DB Oakland Raiders (1997-2005)	5/1997-05	0	Dallas Davis, WR Pittsburgh Steelers (2002)	-	-
Tony Alford, RB Denver Broncos (1991)	-	-	Dupree Branch, DB St. Louis Cardinals (1980)	-	-	Fred Davis, TE Denver Broncos (1989)	-	-
David Anderson, WR Houston Texans (2006-11) Washington Redskins (2011)	6/2006-11	1	Mike Brisiel, G Houston Texans (2006-11) Oakland Raiders (2012-13)	7/2007-13	5	Dalyn Dawkins, RB Tennessee Titans (2018-19)	2/2018-19	0
Steve Anderson, T Kansas City Chiefs (1978)	-	-	J.D. Brookhart, WR Los Angeles Rams (1988)	-	-	Josh Day, OL Minnesota Vikings (2007)	-	-
Andre Augustine, DT New York Jets (1982)	-	-	Sam Brunelli, T-G Denver Broncos (1966-71)	6/1966-71	4	Steve DeLine, K Philadelphia Eagles (1987, 89) San Diego Chargers (1988)	2/1988-89	0
Al "Bubba" Baker, DE Detroit Lions (1978-82) St. Louis Cardinals (1983-87) Cleveland Browns (1987, 1988-90) Minnesota Vikings (1988)	13/1978-90	11	Jeremy Burkett, WR New York Giants (1995-96) Denver Broncos (1997-98) Dallas Cowboys (1997)	-	-	Rick Dennison, LB Denver Broncos (1982-91)	9/1982-90	3
Mickey Barilla, K New York Jets (1980)	-	-	Alex Burl, HB Chicago Cardinals (1956-67)	1/1956	0	Louis "Dude" Dent, B Brooklyn Dodgers (1943)	-	-
Larry Barnes, FB San Francisco 49ers (1957) Oakland Raiders (1960)	2/1957-60	1	Don Burroughs, DB Los Angeles Rams (1955-59) Philadelphia Eagles (1960-64)	10/1955-64	9	Mike Deutsch, P Minnesota Vikings (1978)	-	-
Shaquil Barrett, LB Denver Broncos (2014-18) Tampa Bay Buccaneers (2019-Pres.)	8/2014-Pres.	4	Norm Cable Cleveland Rams (1938-39)	1/1938	-	Dale Dodrill, MG-LB Pittsburgh Steelers (1951-61)	9/1951-59	7
Steve Bartalo, RB Tampa Bay Buccaneers (1987) San Francisco 49ers (1988)	1/1987	0	Kevin Call, T Indianapolis Colts (1984-95)	10/1984-93	5	Dewey Dorough, WR Green Bay Packers 1988	-	-
Jason Basso, OT Tampa Bay Buccaneers (1993)	-	-	Mike Call, DB Dallas Cowboys (1983)	-	-	Jerome Dove, DB Oakland Raiders (1976) San Diego Chargers (1977-81)	4/1977-80	0
Greg Battle, DB San Francisco 49ers (1974)	-	-	Jerry Callahan, B New York Giants (1955)	-	-	Tom Drake, WR Green Bay Packers (1978)	-	-
Sanjay Beach, WR Dallas Cowboys (1988) New York Jets (1989) San Francisco 49ers (1989-91, 93) Green Bay Packers (1992)	4/1989-93	1	Kent Campbell, DE Denver Broncos (1979)	-	-	Joel Dreessen, TE New York Jets (2005) Houston Texans (2007-11) Denver Broncos (2012-13)	8/2005, 07-13	4
Kyle Bell, RB Jacksonville Jaguars (2009)	-	-	Gerald Caswell, OG Dallas Cowboys (1973)	-	-	Mark Driscoll, QB Dallas Cowboys (1976)	-	-
Mark E. Bell, DE Seattle Seahawks 1979-82 Baltimore/Indianapolis Colts (1982-84)	5/1979-84	0	Anthony Cesario, OG Jacksonville Jaguars (1999) Miami Dolphins (2000-03)	-	-	Jim Eifrid, LB Washington Redskins (1960) Denver Broncos (1961)	1/1961	0
Mark R. Bell, WR St. Louis Cardinals (1979-81)	2/1980-81	0	Jeff Champine, WR Seattle Seahawks (1984)	-	-	DeAndre Elliott, CB Seattle Seahawks (2016-17)	1/2016-17	0
Mike Bell, DE Kansas City Chiefs (1979-91)	12/1979-91	7	Henri Childs, RB Kansas City Chiefs (2003)	-	-	Dick Evers, OT Kansas City Chiefs (1964) Washington Redskins (1964)	-	-
Randy Beverly, DB New York Jets (1966-69) Boston/N.E.Patriots (1970-71)	5/1967-71	2	Robert Chirico, DE Seattle Seahawks (1991)	-	-	Billy Farris, QB Cincinnati Bengals (2009)	-	-
Kapri Bibbs, RB Denver Broncos (2014-16) San Francisco 49ers (2017) Washington Redskins (2017-18) Green Bay Packers (2018)	5/2014-18	0	Jack Christiansen, DB Detroit Lions (1951-58)	8/1951-58	8	Cliff Featherstone, DB San Diego Chargers (1978)	-	-
Albert Bimper, C Indianapolis Colts (2006-08)	-	-	Pete Clark, TE Dallas Cowboys (1975)	-	-	Dan Fiala, LB Kansas City Chiefs (1985)	-	-
			Roy Clay, WB-DB New York Giants (1944)	1/1944	0	Doug Fiala, OT Atlanta Falcons (1988)	-	-
			Jason Craft, DB Jacksonville Jaguars (1999-03) New Orleans Saints (2004-08) St. Louis Rams (2008)	10/1999-08	1	Aaron Finch, C Buffalo Bills (1982)	-	-
			Rick Crowell, LB Miami Dolphins (2001)	-	-	Dennis Freeman, DT Dallas Cowboys (1979)	-	-

Name, Pos. Team (Yrs)	Years Active	Years as Starter	Name, Pos. Team (Yrs)	Years Active	Years as Starter	Name, Pos. Team (Yrs)	Years Active	Years as Starter
Jon Francis, RB New York Giants (1986) Los Angeles Rams (1987)	1/1987	0	Caleb Hanie, QB Chicago Bears (2008-11) Denver Broncos (2012) Cleveland Browns (2013) Baltimore Ravens (2013)	6/2008-13	0	Kim Jones, RB Baltimore Colts (1975-76) New Orleans Saints (1976-77, 78-79) Minnesota Vikings (1977) Denver Broncos (1979)	4/1976-79	0
Sherwood "Woody" Fries, G 1/1943 Green Bay Packers (1943)		0	Ron Harris, RB Minnesota Vikings (1978)	-	-	Larry Jones, RB Houston Oilers (1980-81)	-	-
David Frisch, TE 5/1993-97 Cincinnati Bengals (1993-95) New England Patriots (1995) Minnesota Vikings (1996) Washington Redskins (1997-98)		0	Jim Hartman, E 1/1936 Brooklyn Dodgers (1936-37)		0	Manny Jones, DL 1/2022-Pres. Arizona Cardinals (2022-Pres.)		0
Justin Gallimore, DB - Arizona Cardinals (2002)	-	-	Jon Henderson, WR/DB 4/1968-70, 73 Pittsburgh Steelers (1968-69) Washington Redskins (1970, 73)	4/1968-70, 73	0	Selwyn Jones, DB 4/1993-96 Cleveland Browns (1992-93) New Orleans Saints (1994) Seattle Seahawks (1995-96)	4/1993-96	0
Michael Gallup, WR 5/2018-Pres. Dallas Cowboys (2018-Pres.)	5/2018-Pres.	4	Rashard Higgins, WR 7/2016-Pres. Cleveland Browns (2016-21) Carolina Panthers (2022)	7/2016-Pres.	0	Jimmie Kaylor, P - Atlanta Falcons (2008)	-	-
Crockett Gillmore, TE 3/2014-17 Baltimore Ravens (2014-17)	3/2014-17	2	Eric Hill, WR - Indianapolis Colts (2004-06)	-	-	Clark Kemble, K - New Orleans Saints (1976) San Francisco 49ers (1977)	-	-
Fred Glick, DB 8/1959-66 Chicago/St. Louis Cardinals(1959-60) Houston Oilers (1961-66)	8/1959-66	6	Tommie Hill, DE - New York Giants (2009-10) Oakland Raiders (2011)	-	-	Jimmie Kennedy, TE 3/1975-77 Washington Redskins (1974) Baltimore Colts (1975-78)	3/1975-77	0
Gary Glick, DB/HB 7/1956-63 Pittsburgh Steelers (1956-59) Washington Redskins (1959-60) Baltimore Colts (1960-61) San Diego Chargers (1963)	7/1956-63	7	Kirk Hinderlider, E - Detroit Lions (1954)	-	-	Floyd Kerr, DB - Dallas Cowboys (1969)	-	-
Zack Golditch, OL 1/2018 Los Angeles Chargers (2018) San Francisco 49ers (2018) Indianapolis Colts (2018) Arizona Cardinals (2018) Kansas City Chiefs (2019)	1/2018	0	Willie Hogan - Chicago Bears (1984)	-	-	Brady Keys, DB/HB 8/1961-68 Pittsburgh Steelers (1960-67) Minnesota Vikings (1967) St. Louis Cardinals (1968-69)	8/1961-68	6
Patrick Goodpaster, DL - Baltimore Ravens (2005)	-	-	Justin Holland, QB - Miami Dolphins (2006)	-	-	Linden "Keith" King, LB 12/1978-89 San Diego Chargers (1977-85) Los Angeles Raiders (1986-90)	12/1978-89	8
John Graham, QB - Miami Dolphins (1975)	-	-	Alex Hoover, LB - Tampa Bay Buccaneers (1987)	-	-	Bill Kishman, DB - Washington Redskins (1969)	-	-
Garrett Grayson, QB 1/2015-16 New Orleans Saints (2015-16) Atlanta Falcons (2017-18) Denver Broncos (2018-19)	1/2015-16	0	Deone Horinek, P - Green Bay Packers (1999)	-	-	Steve Krum, LB - Kansas City Chiefs (1977)	-	-
Jake Green, RB - Dallas Cowboys (1972) Kansas City Chiefs (1972)	-	-	John Howell, DB 6/2001-06 Tampa Bay Buccaneers (2001-04) Seattle Seahawks (2005-06)	6/2001-06	0	Bob Kruse, G/T 3/1967-69 Oakland Raiders (1967-68) Buffalo Bills (1969)	3/1967-69	0
Rashaun Greer, WR - Dallas Cowboys (2010)	-	-	Joey Huber, P - Atlanta Falcons (2003)	-	-	Bill Larson, TE 4/1975-80 San Francisco 49ers (1975-76) Washington Redskins (1977) Detroit Lions (1977) Philadelphia Eagles (1978) Green Bay Packers (1979-80) Denver Broncos (1980)	4/1975-80	0
Hardy Griffin, DB - Dallas Cowboys (1987)	-	-	John Ivlow, RB 1/1993 Chicago Bears (1993) San Francisco 49ers (1993) Denver Broncos (1995)	1/1993	0	Al Lavan, DB 2/1969-70 Philadelphia Eagles (1968) Atlanta Falcons (1969-70)	2/1969-70	0
Clark Haggans, LB 13/2000-12 Pittsburgh Steelers (2000-07) Arizona Cardinals (2008-11) San Francisco 49ers (2012)	13/2000-12	7	Warren Jackson, WR - Los Angeles Rams (2021)	-	-	Gene Layton, DT - Chicago Bears (1968)	-	-
Bob Hainlen, B - Washington Redskins (1949)	-	-	Raymond Jackson, DB 6/1996-2001 Buffalo Bills (1996-98) Cleveland Browns (1999-2003)	6/1996-2001	0	Harper LeBel, TE 10/1989-98 Kansas City Chiefs (1985) Seattle Seahawks (1989) Philadelphia Eagles (1990) Atlanta Falcons (1991-96) Chicago Bears (1997-98, 99) Baltimore Ravens (1998)	10/1989-98	0
Darran Hall, WR - Tennessee Titans (1999) Indianapolis Colts (2000)	-	-	Cory James, LB 2/2016-17 Oakland Raiders (2016-17)	2/2016-17	1	Keith Lee, DB 5/1981-85 Buffalo Bills (1980) New England Patriots (1981-84) Indianapolis Colts (1985-87)	5/1981-85	0
Dan Hammerschmidt, S - Indianapolis Colts (1986)	-	-	Ron Jenkins, DL - Dallas Cowboys (1984-85)	-	-			
			Bill Johannmeier, DT - Green Bay Packers (1972)	-	-			
			Gartrell Johnson, RB 2/2009-10 San Diego Chargers (2009) New York Giants (2009-10) Atlanta Falcons (2010-2011)	2/2009-10	0			
			Olabisi Johnson, WR 2/2019-Pres. Minnesota Vikings (2019-Pres.)	2/2019-Pres.	0			

GENERAL

THE RAMS

2022 REVIEW

HISTORY

UNIVERSITY

Name, Pos. Team (Yrs)	Years Active	Years as Starter	Name, Pos. Team (Yrs)	Years Active	Years as Starter	Name, Pos. Team (Yrs)	Years Active	Years as Starter
Wayne Lee, OG Denver Broncos (1961)	-	-	Dion Morton, WR Cleveland Browns (2010)	-	-	Morgan Pears, T Miami Dolphins (2003) Pittsburgh Steelers (2003) New York Giants (2004)	1/2004	0
Bill Leer, OT Atlanta Falcons (1979) Denver Broncos (1980)	-	-	Mark Mullaney, DE Minnesota Vikings (1975-89)	12/1975-86	8	Myron Pearson, HB Houston Oilers (1961)	-	-
Alvin Lewis, RB Denver Broncos (1982)	-	-	Greg Myers, DB Cincinnati Bengals (1996-2000) Dallas Cowboys (2000)	5/1996-2000	2	Cole Pemberton, OT Houston Texans (2010)	-	-
Mike Mackenzie, DL Tampa Bay Buccaneers (2001)	-	-	Jesse Nading, LB Houston Texans (2008-12)	5/2008-12	0	Chris Pittman, WR Cleveland Browns (2004)	-	-
Paul Madsen, OL Baltimore Ravens (2012)	-	-	Rhett Nelson, DB Arizona Cardinals (2003, 05) Minnesota Vikings (2003-04)	2/2003-04	0	Jon Poole, K Denver Broncos (1985)	-	-
Chet Maeda, HB/DB Detroit Lions (1943) Chicago Cardinals (1945)	1/1945	0	Mike Newell, OL Green Bay Packers (1999) St. Louis Rams (2000-01) Houston Texans (2002-03)	-	-	Joey Porter, LB Pittsburgh Steelers (1999-2007) Miami Dolphins (2007-09) Arizona Cardinals (2010-11)	13/1999-11	11
Trey McBride Arizona Cardinals (2022-Pres.)	1/2022-Pres.	1	Mark R. Nichols, LB Oakland Raiders (1978, 79) San Francisco 49ers (1978-79) Denver Broncos (1980)	1/1978	0	Kirk Powell, LB Denver Broncos (1985)	-	-
Adrian Martinez, OL Seattle Seahawks (2010) Minnesota Vikings (2010)	-	-	Ben Norman, RB Philadelphia Eagles (1978) Denver Broncos (1980)	1/1980	0	Adam Prentice, FB New Orleans Saints (2021-Pres.)	2/2021-Pres.	0
Lawrence McCutcheon, RB Los Angeles Rams (1972-79) Seattle Seahawks (1980) Denver Broncos (1980, 84) Buffalo Bills (1981-83)	10/1972-81	5	Terry Nugent, QB Cleveland Browns (1984) Indianapolis Colts (1986-87)	1/1987	0	Greg Primus, WR Denver Broncos (1993) Chicago Bears (1994-95)	2/1994-95	0
Kevin McDougal, RB Indianapolis Colts (2000-02)	2/2000-01	0	Tim O'Byrne, WR St. Louis Cardinals (1986)	-	-	Jeff Raikes, WR Denver Broncos (1983-84)	-	-
Kay McFarland, WR San Francisco 49ers (1962-68)	6/1962-68	0	Clint Oldenburg, T New England Patriots (2007) New York Jets (2007-08) St. Louis Rams (2008) Denver Broncos (2008-09) Washington Redskins (2010-11)	5/2007	0	Roy Ratekin, E Akron Pros (1921)	1/1921	0
Thurman McGraw, DT/T Detroit Lions (1950-54)	5/1950-54	3	Jim Oliver, RB Detroit Lions (1968)	-	-	Pete Rebstock, WR Kansas City Chiefs (2002)	-	-
Keli McGregor, TE Denver Broncos (1985) Indianapolis Colts (1985)	1/1985	0	Erik Olson, DB Jacksonville Jaguars (2000-01)	1/2000	0	Leo Reed, T/G St. Louis Cardinals (1961) Denver Broncos (1961) Houston Oilers (1961)	1/1961	0
Kevin McLain, LB Los Angeles Rams (1976-82)	4/1976-79	0	Jim Opperman, LB Philadelphia Eagles (1975)	1/1975	0	Oscar Reed, RB Minnesota Vikings (1968-74) Atlanta Falcons (1975)	8/1968-75	2
Jim McMillin, DB Denver Broncos (1960-62, 64-65) Oakland Raiders (1963-64)	5/1961-65	2	Dan O'Rourke, WR Houston Oilers (1976)	-	-	Frank Rice, WR Tampa Bay Buccaneers (2001) Denver Broncos (2002-03) Green Bay Packers (2004-05)	-	-
Pat Meyer, OL Arizona Cardinals (1995)	-	-	Dustin Osborn, WR New York Jets (2007)	-	-	Weston Richburg, C New York Giants (2014-17) San Francisco 49ers (2018-20)	6/2014-20	5
Willie Miller, WR Houston Oilers (1975) Cleveland Browns (1975-76) Los Angeles Rams (1976-82)	7/1975-82	2	Mitch Palmer, LB Carolina Panthers (1997) Tampa Bay Buccaneers (1998-99) Minnesota Vikings (2000-01) Houston Texans (2002-03)	3/1998-2000	0	Adrian Ross, LB Cincinnati Bengals (1998-2005)	6/1998-03	2
Scooter Molander, QB Cleveland Browns (1989)	-	-	Gary Paulson, DT Minnesota Vikings (1975) Green Bay Packers (1976) Buffalo Bills (1977)	-	-	Chris Rule, LB Denver Broncos (1989)	-	-
Sean Moran, LB/DE Buffalo Bills (1996-99) St. Louis Rams (2000-01, 04) San Francisco 49ers (2002-03)	8/1996-03	0	Erik Pears, T Denver Broncos (2005-08) Oakland Raiders (2009-10) Jacksonville Jaguars (2010) Buffalo Bills (2010-14) San Francisco 49ers (2015)	11/2006-15	7	Blaine Saipaia, T/G Seattle Seahawks (2000) New Orleans Saints (2000-01) Tennessee Titans (2000) Oakland Raiders (2003) Denver Broncos (2003) St. Louis Rams (2004-06) Detroit Lions (2006-08)	4/2004-07	0
Moses Moreno, QB Chicago Bears (1998-99) San Diego Chargers (1999-2000)	3/1998-00	0				Ty Sambrailo, OL Denver Broncos (2015-16) Atlanta Falcons (2017-19) Tennessee Titans (2020-21)	7/2015-21	0
Glenn Morris, E Detroit Lions (1940)	1/1940	0						
Damon Morton, WR Carolina Panthers (2008)	-	-						

Name, Pos. Team (Yrs)	Years Active	Years as Starter
Cecil Sapp, RB Denver Broncos (2003-08) Houston Texans (2008)	6/2003-08	1
Bryan Save, DE Indianapolis Colts (2004) San Francisco 49ers (2004) Baltimore Ravens (2004) Tampa Bay Buccaneers (2005) Denver Broncos (2006)	-	-
Trent Sieg, LS Baltimore Ravens (2018) Oakland/Las Vegas Raiders (2018-Pres.)	5/2018-Pres.	5
Al Simpson, G/T New York Giants (1975-76)	2/1975-76	1
Brady Smith, DE New Orleans Saints (1996-99) Atlanta Falcons (1999-2006)	10/1996-2005	6
Perry Smith, DB Oakland Raiders (1973) Green Bay Packers (1973-76) St. Louis Cardinals (1977-79) Denver Broncos (1980-82)	9/1973-81	3
Shelley Smith, G Houston Texans (2010-12) St. Louis Rams (2013) Miami Dolphins (2014) Denver Broncos (2015) Miami Dolphins (2015) Chicago Bears (2016)	6/2010-15	0
Andre Sommersell, LB Oakland Raiders (2004) Indianapolis Colts (2005)	-	-
Kory Sperry, TE San Diego Chargers (2009, 11-12) Miami Dolphins (2009-10) Arizona Cardinals (2013)	5/2009-2013	0
Ron Stehouwer, G Detroit Lions (1960) Pittsburgh Steelers (1960-65)	5/1960-64	1
Greg Stemrick, DB Houston Oilers (1974-82) New Orleans Saints (1983-86)	9/1975-83	5
Ryan Stonehouse, P Tennessee Titans (2022-Pres.)	1/2022-Pres.	1
Kelly Stouffer, QB St. Louis Cardinals (1987) Seattle Seahawks (1987-96)	4/1988-92	0
Tim Stuber, OL San Diego Chargers (2001) Carolina Panthers (2002) Green Bay Packers (2002) Kansas City Chiefs (2004) Denver Broncos (2005)	-	-
Earlie Thomas, DB New York Jets (1970-74) Denver Broncos (1974-76)	6/1970-75	4
Mike Tomasini, DT Atlanta Falcons (1968)	-	-
Dan Torzala, K San Diego Chargers (1971)	-	-

Name, Pos. Team (Yrs)	Years Active	Years as Starter
Ula Tuitete, LB New England Patriots (2000-04) Tampa Bay Buccaneers (2001) Buffalo Bills (2002-03) Oakland Raiders (2004-05)	4/2000-04	0
Geoff Turner, WR Miami Dolphins (1998)	-	-
Paul Turner, WR Buffalo Bills (1998)	-	-
Terry Unrein, NT/DE San Diego Chargers (1986-88) Denver Broncos (1989)	2/1986-87	0
Bradlee Van Pelt, QB Denver Broncos (2004-05) Houston Texans (2006-07)	1/2005	0
Louie Walker, LB Dallas Cowboys (1974-75)	1/1974	0
Tim Walter, C Chicago Bears (2010)	-	-
Damon Washington, RB Chicago Bears (1999) New York Giants (2000-03)	3/2000-02	0
Harry Washington, WR Minnesota Vikings (1978) Chicago Bears (1979) San Francisco 49ers (1980)	2/1978-79	0
Melvin Washington, DB Tampa Bay Buccaneers (1976)	-	-
Josh Watson, LB Denver Broncos (2019-Pres.)	2/2019-Pres.	0
Phil Webb, DB Detroit Lions (1971)	-	-
Jim White, DE New England Patriots (1972) Houston Oilers (1974-75) Seattle Seahawks (1976) Denver Broncos (1976)	4/1972-76	0
Wilbur "Red" White, B Brooklyn Dodgers (1935-36) Chicago Cardinals (1936) Detroit Lions (1936-37)	2/1935-36	0
Preston Williams, WR Miami Dolphins (2019-21) Carolina Panthers (2022)	4/2019-Pres.	2
Eli Workman, TE Arizona Cardinals (1998)	-	-
Lonnie Wright, DB Denver Broncos (1966-67)	2/1966-67	1
Dexter Wynn, DB Philadelphia Eagles (2004-06) Houston Texans (2006-08) Detroit Lions (2008-09)	5/2004-08	0
Lorenzo Zackery, DB Washington Redskins (1984)	-	-
Jerry Zaleski, B San Francisco 49ers (1956)	-	-
Tim Zubradt, S Green Bay Packers (1986)	-	-

MORE NEXT LEVEL RAMS

NFL EUROPE

Tony Alford	Birmingham Fire (1992)
Karl Ballard	London Monarchs (1996-99)
Steve Bartalo	Frankfurt Galaxy (1991-92)
Lewis Capes	London Monarchs (1993-98)
Doug Fiala	Frankfurt Galaxy (1991)
Moses Moreno	Scottish Claymores (2001-02)
Morgan Pears	Scottish Claymores (2004-05)
Blaine Saipala	Barcelona Dragons (2002)
Bryan Save	Cologne Centurions (2005-06)
Tim Stuber	Barcelona Dragons (2002-03)
Ula Tuitete	Rhein Fire (2002)

ARENA FOOTBALL LEAGUE

Justin Borvansky	Los Angeles Avengers (2002)
Bob Cox	Cleveland Thunderbolts (1994-95)
Billy Farris	Arizona Rattlers (2010) Tampa Bay Storm (2011)
Pat Meyer	St. Louis Stampede (1996)
Terry Hinn	Chicago Bruisers (1987)
Steve Hodge	St. Louis Stampede (1995-96)
J'Sharon Jones	Philadelphia Soul (2004) Utah Blaze (2007-08)
Lavell Mann	Los Angeles Avengers (2006) Las Vegas Gladiators (2006)
Corey McCoy	Arizona Rattlers (2000)
Scooter Molander	Charlotte Rage (1992) Las Vegas Sting (1994-95) Anaheim Piranhas (1996)
Bryan Save	Philadelphia Soul (2007-08) Spokane Shock (2009)
Geoff Turner	Iowa Barnstormers (1999-00) New York Dragons (2001-02)
Bob Vomhof	San Jose SaberCats (2008)
Tim Walter	Spokane Shock (2011)
Thal Woods	Colorado Crush (2002-03) Utah Blaze (2006) New Orleans Voodoo (2007) Nashville Kats (2008)

UNITED FOOTBALL LEAGUE

Cecil Sapp	New York Sentinels (2009)
Bryan Save	New York Sentinels (2009) Hartford Colonials (2010)

MIDWEST FOOTBALL LEAGUE

Norm Cable	Cincinnati Bengals (1938-39)
------------	------------------------------

UNITED STATES FOOTBALL LEAGUE

Mike Call	Denver Gold (1984)
Dalyn Dawkins	Houston Gamblers (2022)
Jeff Harper	Denver Gold (1984)
Ricky Harr	Denver Gold (1983)
Kevin McLain	Houston Gamblers (1984)
Andy Poremba	Denver Gold (1983)
Ross Reiter	Houston Gamblers (2022)
Keith Williams	Michigan Panthers (2022)

PACIFIC COAST PROFESSIONAL FOOTBALL LEAGUE

Woody Fries	Los Angeles Bulldogs (1941-42)
-------------	--------------------------------

ITALIAN PRO LEAGUE

Scott Whitehouse	1989-96
Bradlee Van Pelt	Bergamo Lions (2009)

HOW IT'S TRACKED

Colorado State utilizes the database at Pro-Football-Reference.com to track modern day NFL #NextLevelRams as well as their status as starters.

Rams at the professional level are added to the guide at the conclusion of the preceding season, meaning newly graduated Rams would appear in the media guide of the following season.

MORE NEXT LEVEL RAMS

CANADIAN FOOTBALL LEAGUE

Jake Bennett
Saskatchewan Roughriders (2019)

Less Browne
Hamilton Tiger-Cats (1984-88)
Winnipeg Blue Bombers (1989-97)

Nick Callender
Montreal Alouettes (2021-Pres.)

K.J. Carta-Samuels
B.C. Lions (2020)

Jeff Champine
Calgary Stampeders (1985)

Henri Childs
Winnipeg Blue Bombers (2006)
Saskatchewan Roughriders (2007-08)

Cliff Featherstone
Saskatchewan Roughriders (1978-80)

Mel Foss
Edmonton Eskimos (1963)

Richie Hall
Calgary Stampeders (1983-87)
Saskatchewan Roughriders (1988-97)

Ron Harris
Winnipeg Blue Bombers (1979-80)

Jon Henderson
Calgary Stampeders (1971)

Anthony Hill
Edmonton Eskimos (1995)

Justin Holland
Winnipeg Blue Bombers (2007)

Marcus Houston
Montreal Alouettes (2005)

Cory James
Calgary Stampeders (2020)

Alvin Lewis
Toronto Argonauts (1983)

Corey McCoy
Calgary Stampeders (1999-2004)

Kevin McDougal
Montreal Alouettes (2003)

Trent Matthews
Edmonton Eskimos (2017)

Kevin Pierre-Louis
Ottawa Redblacks (2017)

CJ Onyechi
Ottawa Redblacks (2022)

Jeff Raikes
Hamilton Tiger-Cats (1985)

Al Simpson
Calgary Stampeders (1977-78)

Cecil Stockdale
Winnipeg Blue Bombers (1980)

Andre Strobe
Birmingham Barracudas (1995)

Terry Swarn
Edmonton Eskimos (1969-73)

Darnell Thompson
Calgary Stampeders (2019)

Phil Webb
Hamilton Tiger-Cats (1973)

Bob Weber
Edmonton Eskimos (1957)

Jim White
Edmonton Eskimos (1971, 73)

XFL
Nick Callender
Houston Roughnecks (2020)

Barry Wesley
Seattle Sea Dragons (2023)

RAMS ON SUPER BOWL AND TITLE GAME TEAMS

PLAYER	TEAM	CHAMPIONSHIP	SEASON
Warren Jackson	Los Angeles Rams [^]	Super Bowl LVI	2021
Shaquil Barrett	Tampa Bay Buccaneers	Super Bowl LV	2020
Weston Richburg	San Francisco 49ers [^]	Super Bowl LIV	2019
Shaquil Barrett	Denver Broncos	Super Bowl 50	2015
Kapri Bibbs	Denver Broncos [^]	Super Bowl 50	2015
Ty Sambrailo	Denver Broncos [^]	Super Bowl 50	2015
Joel Dreessen	Denver Broncos [^]	Super Bowl XLVII	2013
Clark Haggans	San Francisco 49ers	Super Bowl XLVII	2012
Clark Haggans	Arizona Cardinals [^]	Super Bowl XLIII	2008
Albert Bimper	Indianapolis Colts [^]	Super Bowl XLI	2006
Clark Haggans	Pittsburgh Steelers	Super Bowl XL	2005
John Howell	Seattle Seahawks [^]	Super Bowl XL	2005
Joey Porter	Pittsburgh Steelers	Super Bowl XL	2005
John Howell	Tampa Bay Buccaneers	Super Bowl XXXVII	2002
Sean Moran	St. Louis Rams	Super Bowl XXXVI	2001
Damon Washington	New York Giants	Super Bowl XXXV	2000
Rick Dennison	Denver Broncos	Super Bowl XXIV	1989
Rick Dennison	Denver Broncos	Super Bowl XXII	1987
Rick Dennison	Denver Broncos	Super Bowl XXI	1986
Lawrence McCutcheon	Los Angeles Rams	Super Bowl XIV	1979
Kevin McLain	Los Angeles Rams [^]	Super Bowl XIV	1979
Willie Miller	Los Angeles Rams [^]	Super Bowl XIV	1979
Mark Mullaney	Minnesota Vikings	Super Bowl XI	1976
Oscar Reed	Minnesota Vikings	Super Bowl IX	1974
Oscar Reed	Minnesota Vikings	Super Bowl VIII	1973
Oscar Reed	Minnesota Vikings	Super Bowl IV	1969
Randy Beverly	New York Jets	Super Bowl III	1968
Bob Kruse	Oakland Raiders	Super Bowl II	1967
Gary Glick	San Diego Chargers	AFL title game	1963
Fred Glick	Houston Oilers	AFL title game	1962
Fred Glick	Houston Oilers	AFL title game	1961
Don Burroughs	Philadelphia Eagles	NFL title game	1960
Jack Christiansen	Detroit Lions	NFL title game	1957
Jim David	Detroit Lions	NFL title game	1957
Don Burroughs	Los Angeles Rams	NFL title game	1955
Jack Christiansen	Detroit Lions	NFL title game	1954
Jim David	Detroit Lions	NFL title game	1954
Fum McGraw	Detroit Lions	NFL title game	1954
Jack Christiansen	Detroit Lions	NFL title game	1953
Jim David	Detroit Lions	NFL title game	1953
Fum McGraw	Detroit Lions	NFL title game	1953
Jack Christiansen	Detroit Lions	NFL title game	1952
Jim David	Detroit Lions	NFL title game	1952
Fum McGraw	Detroit Lions	NFL title game	1952

Bold — won championship; [^] — did not play

PRO FOOTBALL HALL OF FAME

Jack Christiansen Class of 1970

NFL DEFENSIVE ROOKIE OF THE YEAR

Al "Bubba" Baker 1978 (Associated Press)

PRO BOWL SELECTIONS

Jack Christiansen (5)	1953-57
Shaquil Barrett (2)	2019, 21
Al "Bubba" Baker (3)	1978-80
Jim David (6)	1954-59
Dale Dodrill (4)	1953-55, 57
Fred Glick (3)	1962-64
Brady Keys (1)	1966
Lawrence McCutcheon (5)	1973-77
Thurman "Fum" McGraw (1)	1950
Joey Porter (4)	2002, 04-05, 08
Greg Stenrick (1)	1980

CANADIAN FOOTBALL HALL OF FAME

Less Browne Class of 2002



Shaquil Barrett | DE/LB
2014-Pres.

Career Highlights:

2x Pro Bowl Selection - 2019, '21
NFL Sacks Leader (19.5) - 2019
TB Buccaneers Franchise Player - 2020
107 career games played
61 games started

Career Stats: 41.5 sacks, 15 forced fumbles, 55 TFL

2019:

PFWA First Team
AP Second Team



Al "Bubba" Baker | DE
1978-90

Career Highlights:

First-Team All-Pro - 1978
3x Pro Bowl Selection - 1978-80
NFL Defensive Rookie of the Year - 1978
181 career games played
156 games started
"Unofficial" NFL single-season sack leader (1978 - 23)

Career Stats: 65.5 sacks, 4 INTs, 8 fumble recoveries

1978:

AP First Team
PFWA First Team
NEA First Team
PFW First Team
PFW First Team
All-Conference
UPI Second Team
All-Conference

1979:

NEA Second Team



Jack Christiansen | DB
1951-58

Career Highlights:

Pro Football Hall of Fame - 1970
6x First-Team All-Pro - 1952-57
5x Pro Bowl Selection - 1953-57
3x NFL Champion - 1952-53, '57
89 career games played

Career Stats: 46 INTs, 3 TDs, 9 forced fumbles, 7 fumble recoveries

1952:

AP First Team
UPI Second Team

1954:

AP First Team
NYDN First Team
UPI First Team
TSN Second Team

1956

AP First Team
NEA First Team
NYDN First Team
TSN First Team
UPI First Team

1953:

AP First Team
NYDN First Team
UPI First Team

1955:

AP First Team
NEA First Team
NYDN First Team
TSN First Team
UPI First Team

1957

AP First Team
NEA First Team
NYDN First Team
UPI First Team



Jim David | DB
1952-59

Career Highlights:

5x Second-Team All-Pro - 1954-58
6x Pro Bowl Selection - 1954-59
3x NFL Champion - 1952-53, '57
96 career games played

Career Stats: 36 INTs, 5 fumble recoveries

1954:

NYDN First Team
UPI First Team
AP Second Team

1956:

AP Second Team
NEA Second Team
NYDN Second Team
UPI Second Team

1958:

NEA Second Team

1955:
NEA Second Team

1957:
NEA Second Team
NYDN Second Team
UPI Second Team

1959:
UPI Second Team



Dale Dodrill | LB
1951-59

Career Highlights:

First-Team All-Pro - 1954
4x Pro Bowl Selection - 1954-56, '58
Best Pre-1970 Players in Steelers History
103 career games played

Career Stats: 10 INTs, 11 fumble recoveries, one touchdown

1952:

AP Second Team

1953:

UPI First Team

1954:

AP First Team
NYDN Second Team
UPI Second Team

1955:

NEA First Team
NYDN First Team
TSN First Team
UPI First Team
AP Second Team

1956:

NEA Second Team
NYDN Second Team
UPI Second Team

1958:

TSN First Team



Fred Glick | DB
1959-66

Career Highlights:

First-Team All-Pro - 1963
3x AFL All-Star Selection - 1962-64
AFL Champion - 1961
83 career games played

Career Stats: 30 INTs, 1 TD
Holds AFL records for tackles in a game (27) and INTs in a season (12)

1963:

AFL First Team
AP First Team
NEA First Team
NYDN First Team
UPI First Team

1964:

AFL First Team
NEA Second Team



Brady Keys | DB
1961-68

Career Highlights:

Second-Team All-Pro - 1967
Pro Bowl Selection - 1966
100 career games played

Career Stats: 16 INTs, 5 fumble recoveries, 1,113 kick return yards



Lawrence McCutcheon | RB
1972-81

Career Highlights:

Second-Team All-Pro - 1974
5x Pro Bowl Selection - 1973-77
4x All-NFC Selection - 1973, '75-77
Led Rams to Super Bowl XIV
109 career games played

Career Stats: 6,578 rushing yards, 1,799 receiving yards, 39 total TDs

1973:

NEA Second Team
UPI Second Team

1975:

UPI Second Team
All-Conference

1977:

UPI First Team
All-Conference

1974:

AP First Team
All-Conference
PFW First Team
All-Conference
TSN First Team
All-Conference
UPI First Team
All-Conference
AP Second Team
PFWA Second Team
NEA First Team

1976

UPI Second Team
All-Conference



Thurman "Fum" McGraw | DT
1950-54

Career Highlights:

First-Team All-Pro - 1952
Pro Bowl Selection - 1950
NFL Rookie of the Year - 1950
39 career games played

Career Stats: 2 INTs, 10 fumble recoveries

1952:

AP First Team
NYDN First Team
UPI First Team

1953:

NYDN First Team
UPI Second Team



Joey Porter | OLB
1999-2011

Career Highlights:

4x All-Pro - 2002, '04-05, '08
4x Pro Bowl Selection - 2002, '04-05, '08
Super Bowl Champion - 2006
Pittsburgh Steelers' All-Time Team
188 career games played

Career Stats: 672 tackles, 98.0 sacks, 12 INTs, 25 forced fumbles

2002:

AP First Team
PFWA First Team
TSN First Team
PFW First Team
All-Conference

2004:

AP Second Team
PFW First Team
All-Conference

2005:

AP Second Team
PFW First Team
All-Conference

2008:

AP Second Team



Greg Stenrick | DB
1975-83

Career Highlights:

Pro Bowl Selection - 1980
Houston's No. 1 cornerback for seven seasons
117 career games played

Career Stats: 15 INTs, 6 fumble recoveries, 1 TD

1980:

UPI Second Team
All-Conference



Ryan Stonehouse | P
2022-Pres.

Career Highlights:

NFL Single-Season Record Holder for Gross Punt Average (53.1, 2022)
No. 4 in net punt average (44.0) in 2022, an NFL record for a rookie

Career Stats: 90 punts, 4559 yards, 53.1 career yards per punt average

2022:

AP Second Team

MORE ALL-PRO HONORS

Don Burroughs

1960:

AP Second Team
NEA Second Team
NYDN Second Team

1961:

NEA Second Team
NYDN Second Team
UPI Second Team

1962:

NEA Second Team

Earlie Thomas

1971:

UPI Second Team All-Conference

ABBREVIATION GUIDE

AP	Associated Press
NEA	Newspaper Enterprise Association
NYDN	New York Daily News
PFW	Pro Football Weekly
TSN	The Sporting News
UPI	United Press International

A	
Abbott, Wiley	1925 HB
Abshire, James	1946-47-48-49 E
Achziger, Harvey	1950-51-52 T
Ackelson, William	1947
Ackerley, Michael	1968 OG
Adams, Bob	1945
Adams, Nyal	1916 G/T
Adams, Ora	1945
Adams, Robert J.	1959-60-61 OL
Adamson, Bill	1947-48
Adkins, Luke	2003-04-05-06 LB
Aggrey, David	2022 RB
Ajayi, Rashad	2018-19-20-21 DB
Akins, Craig	1996 QB
Albee, John H.	1958-59 G
Albritton, Scott	2008-09-10 LS
Alconcel, Brandon	2002-03-04-05 TE
Alexander	1903
Alexander, Donnell	2012-13 RB
Alford, Aaron	1993 DB
Alford, Tony	1987-88-89-90 TB
Allen, Jacky	1980 DB
Allen, Jeff	1978 OG
Allen, John N.	1966-67 FB
Allen, Milton	1911-12
Allenbrand, Cole	2012 DL
Allotta, Nick	2005-06-07 OL
Ament, Glenn	1925-26
Amicarella, Jamie	2002-03 OL
Amina, Bam	2020-21 LB
Andersen, George	1920-21-22 QB
Anderson, Cole	2015 WR
Anderson, David	2002-03-04-05 WR
Anderson, Don E.	1946-47
Anderson, Don E.	1967 TB
Anderson, Don L.	1950-51 G
Anderson, Gerald	1939-40-41-42 L
Anderson, Glen R.	1947-48
Anderson, James E.	1942
Anderson, Mark	1975 LB
Anderson, Robert	1939-40-41 OG
Anderson, Scott	1991 T
Anderson, Steven A.	1973-74-75-76 OT
Andrade, Rudolph	1966 OG/LB
Ane, Dan	1981 TE
Ane, Lance	1988-89 LB
Antoine, Ronald	1993-94-95-96 WR
Anusiem, Chigozie	2022 DB
Apisa, William	1961-62 FB
Archer, Maurice	1936-37 HB
Arkin, Tanner	2022 TE
Armer, Timothy	1975-76 DT
Arnold, Marvin	2006
Arthur, Daniel P.	1973-74-75-76 OL
Ashbaugh, Alan	1956-57-58-59 FB
Ashbaugh, Laurence	1953-54
Atchison, Caleb	2003 WR
Augustine, Andre	1980-81 DL
Awunganyi, Robert	2016-17 DB

B	
Babbitt, Vernie	1900
Babcock, Jeff	2001-02-03-04 G
Babich, Fred	1971-72-73-74-75 TE
Bachman, Michael E.	1975-76 WR
Bacon, Russell	1922
Bahmeier, Pete	1909-10
Bailey, David	2021 RB
Bailey, Eric	1994-95-96-97 OL
Bailey, Keavan	2019 DB
Bain, Walter	1920-21-22-23 DE
Baker, Albert J.	1974-75-76-77 G
Baker, Albert J.	1965-66
Baker, Greg	1987-88 DT
Baker, Wilfred	1913-14-15 T
Bakovich, George	1955-56-57 E
Baldischwiler, Matt	2000 TE
Ball, Eugene W. "Bus"	1927-28-29
Ball, Walter	1923-24-25 E
Ballard, Darrell	1995-96-97 WR
Ballard, Karl	1994-95 LB
Balman, Donald W.	1956-57 QB
Balmer, Young	1903 T
Banks, V.J.	2018 CB
Barilla, Mickey	1978-79 K

Bariteau, Cam		2021-22		DL	
Barnes, Jerry W.	1962-63-64-65	S			
Barnes, Larry E.	1955-56	HB			
Barrett, Shaquil	2011-12-13	LB			
Barrett, Ty	1984-85-86-87	OG			
Bartalo, Mike	1986-87-88	FL			
Bartalo, Steve	1983-84-85-86	FB			
Bartz, Matt	2002-03-04-05	TE			
Basso, Jason	1991-92	OT			
Bates, Jalen	2019	DL			
Battle, Gregg	1984-85-86	FB			
Battle, Gregory W.	1970-71-72-73	LB			
Bauer, George E.	1955-56	G			
Bauta, Fatou	2016	QB			
Baxter, David	1937	FB			
Beach, Sanjay	1984-85-86-87	FL			
Bean, Todd	1989-90	OT			
Beattie, Dan	1926-27-28				
Beaudette, Rod	1964-65-66-67	OG			
Beck, Dudley	1934				
Becker, Hiram J.	1965-66-67-68	C			
Beckman, Francis	1919	G			
Behrens, Kenneth W.	1971-72	OT			
Beling, Curt	2002-03	DB			
Bell, Kyle	2004-05-07-08	RB			
Bell, Mark E.	1975-76-77-78	TE			
Bell, Mark R.	1975-76-77-78	WR			
Bell, Mike J.	1975-76-77-78	DT			
Bell, Shaq	2010-11-12-13	DB			
Bellman, David K.	1975	DB			
Belt, Edward W.	1964-65	QB			
Benallo, Jon	1995-96-97	DB			
Benedict, Scott	2006-07-08-09	OL			
Benglen, Scott	1989	QB			
Bennett, Jake	2014-15-16-17	OL			
Bennett, Jamie	1997-98-99-00	DL			
Benton, John	1983-84-85-86	OL			
Benton, Richard E.	1949-51-52	TE			
Bergman, Walter F. "Bus"	1938-39-40	HB			
Berk, Austin	2013	DL			
Bernard, Nelson	1946-47				
Berringer, William G.	1960-61	QB			
Berryman, Carl	1938				
Bethea, Alfred	1945				
Bevacqua, Tony	1985-86	HB			
Beverly, Randolph	1965	HB			
Biard, Jared	2012-13	OL			
Bibbs, Kapri	2013	RB			
Bice, Eugene	1906	HB			
Biddle, Jacob	2008	LB			
Biddle, James	1963-64	E			
Biernbaum, Larry	1970	OG			
Bills, Carl	1928-29				
Bimper, Albert	2002-03-04-05	OL			
Binkley, H. Alson	1951-52	G			
Bitetto, Douglas	1970-71	LB			
Bivens, Dante	2022	OL			
Bjorklund, Tyler	2017-18	OL			
Blach, Perry	1940-41-46-47	OL			
Black, Robert E.	1960	OT			
Blackburn, Henry	2020-21-22	DB			
Blackford, Rodney G.	1970-71-72-73	P			
Blahak, Tom	1973-74-75-76	LB			
Blair, Kenneth	1963-64	E			
Blair, Tige	1909-10				
Blake, Bernard	2011-12-13-14	DB			
Blake, Jaime	1995-96-97-98	RB			
Blake, Pershing	1937-39-40	E			
Blanchard, Bernard E.	1964-65	HB			
Blase, Andrew	1934-35-36-37	G/T			
Blasi, Robert	1951-52	G			
Blaskovich, John	1981-82-83	LB			
Blobrowicz, Jeff	1978-79	RB			
Boddie, Rashad	2017	RB			
Boeger, Fred D.	1967-68	DT			
Bolton, Steve	1980-81	DT			
Bombek, Jan-Phillip	2018-19	DL			
Bonk, Douglas R.	1971-73-74-75	OT			
Bonnatti, Rudolph	1942	E			
Booker, Vincent	1991-92-93-94	CB			
Borcky, T.J.	2008-09-10-11	WR/QB			
Born, James	1940-41	L			
Borvansky, Justin	1997-98-99-00	OL			
Bosley, David	1973-75-76	OT			
Bostwick, Donald	1945-46-47				
Bowman, Kirk	1993-94-95-96	DT			
Boyd, Jon	1987-88-90	LB			

Boyle, Michael	2022	K
Brady, Robert J.	1925-26	
Brady, Ronald	1938-39	B
Branch, Calvin	1996	FB
Branch, Dupree	1976-77-78	DB
Branch, Tony	1988-89-90	FL
Brand, Rudolph	1925-26	T
Brandt, Edward C.	1972	CB
Brann, Richard G.	1952-53-54	HB
Bredhoff, Carl H.	1953-54	FB
Brehm, Mark	1982	RB
Bremkamp, Robert	1946-47	
Bresnahan, Charles	1919-20	HB/E
Bresnahan, Edward	1936-37	G
Brewer, Ricky	2007-08-10	LB
Brill, Joe	1909-11	
Brinnon, Quinn	2018-19	DB
Brisiel, Michael	2002-03-04-05	OL
Brocavich, Ronald G.	1963-64	QB
Brookhart, J. D.	1985-86-87	FL
Brookins, Jack	1946	
Brooks, Craig	1998	OL
Brooks, Scott	2018-19	OL
Brown, Carl	1925-26-27	
Brown, Hamil	1922-23-24-25	HB/E
Brown, Harold	1957	
Brown, Hubert N.	1960-62-63	T
Brown, Joe	2010-11-12-13	FB
Brown, Leonice	1991-92-93-94	FB
Brown, Louis	2022	WR
Brown, McClinton	1966-68-69	WB
Brown, Mike	1988-89-90-91	K
Brown, Richard R.	1958-59-60-61	HB
Brown, Tavian	2020-21	LB
Brown, TeJay	2011-12	DL
Browne, Jerry	1980-81	LB
Browne, Less	1979-80-81	DB
Bruhl, James	1938-39	G
Bryan, Steve	2007	LS
Bryan, Wyatt	2015-16-17-18	K
Bryne, David	1979	
Bryson, Zac	2004-05-06-07	DB
Buderus, E. Charles	1955-57-58-59	FB
Bugge, Anthony J.	1968	K
Bugni, James F.	1964-65-67	S
Bunch, Robert D.	1974-75	FL
Bundy, Stanley	1937-38	E
Bunghardt, Alfred	1895	QB
Burch, Jeff	1983-84-85	OLB
Burch, Raymond T.	1960-61	OG
Burchette, David	1973	RB
Burckid, John	1921-22-23	T
Burick, Richard J.	1957	
Burke, Pat	1980-81-82-83	DE
Burke, Wesley	1942	
Burkett, Jeremy	1992-93-94	WR
Burkett, Norman E.	1963-64	HB
Burks, Donovan	1994	WR
Buri, Alex	1951-52-53	HB
Buri, David	2009-10-11-12	LB/DE
Burris, Wayne	1969-70	CB
Burroughs, Donald E.	1951-52	QB
Burum, Earl	1948	
Busch, D.J.	2001	QB
Busch, William B.	1938-39-40	G
Bushnell, Nate	1918-19	QB
Butler, Cameron	2017-18-19-21	TE
Butler, J. Eugene	1974-75	RB
Buxt, Homer	1945	
Buxton, Dale	1928-29-32	T
Buys, Jakob	2014-15-16-17	DL
Byrne, Andy	1989-90	FS
Byrum, George	1931	FB

C		
Cable, Norman	1935-36-37	E
Caldwell, William R.	1925-26-27	E
Calhoun, Jeremy	1995-96	WR
Calkins, Henry	1895	C
Calkins, Richard	1895	C
Call, Kevin	1980-81-82-83	OT
Call, Mike	1979-80-81-82	DL
Callahan, Jerry R.	1951-52-55-56	QB
Callendar, Nicholas	2014-15-16	OL
Cameron, Marshaun	2019-20-21	DB
Camp, Mike	1980-81	TE
Campbell, Darius	2017-18	CB

Campbell, David.....	1971	OT
Campbell, Kent.....	1975-76-77	DE
Campbell, Sam.....	1932-33-34	HB
Camper, Cayden.....	2019-21	K
Capes, Lewis.....	1992-93	OT
Capi, Nordly.....	2011	DE
Caprioglio, Joe.....	2010-11-12	OL
Carew, Michael.....	1975-77-78	OT
Carey, Leo.....	1920-21	G
Carlson, Sam.....	2014-15	OL
Carr, Renard.....	1992-93-94-95	FB
Carr, Dale.....	1982-83-84	LB
Carr, Tony.....	1987-89-90	TB
Carroll, Harlan.....	1988-89-90-91	CB
Carta-Samuels, K.J.....	2018	LB
Carter, Cam/Ron.....	2018-19-20-21-22	QB
Carter, Raymond.....	2010-11	RB
Carter, Scott.....	2009-10-11	OL/FB
Carter, Terrance.....	2003-04-05	DL
Carter, Vernon.....	1945	QB
Carter, Woodrow.....	1976-77	DE
Cartwright, Kivon.....	2011-12-13-15	TE
Cascianai, Aldo.....	1945	QB
Caswell, Gerald.....	1969-70-71-72	DT
Cathy, Brandon.....	2003-04-05-06	DB
Catullo, James J.....	1969	DT
Cavanaugh.....	1903	E
Cavanaugh, Richard.....	1937-38	B
Centeio, Todd.....	2020-21	QB
Ceriteno, Jose.....	2015	DE
Cerveney, Wesley W.....	1970-72-73-74	OG
Cesario, Anthony.....	1995-96-97-98	OL
Chaffee, Harold G.....	1946-47-49	QB
Chamblee, Orbrly.....	1979-80	ILB
Champine, Jeff.....	1981-82-83	SE
Chase, Alfred E. "EA".....	1906	E
Chase, Howard.....	1970	C
Chase, Reno.....	1909	QB
Chatman, Lamar.....	1994	CB
Chearno, Richard.....	1970-72-73	DE
Cheeley, Ned.....	1907	FB
Cheesebro, Harold.....	1931-32	QB
Childs, Henri.....	2001-02	RB
Chirico, Bill.....	1982-83-84-85	OT
Chirico, Robert.....	1987-88-89-90	DE
Christiansen, Jack.....	1948-49-50	HB
Christiansen, John.....	1962-63	QB
Christmann, Jeff.....	1989-90	FB
Churches, Lloyd.....	1947	QB
Ciaffoni, Mike.....	2021	OL
Cieslinski, Rob.....	1996-97-98	DL
Clammer, Burton.....	1924-25	G/C
Clammer, Olin "Sam".....	1924-25	HB
Clark, Detrich.....	2016-17	WR
Clark, Glen.....	1922-23-24-25	G/C
Clark, John.....	2007-08	LB
Clark, Michael.....	1958-59-60	HB
Clark, Peter R.....	1973-74	TE
Clay, Roy.....	1940-41	B
Clem, Tanner.....	2018	LB
Clemmons, Douglas.....	1957	QB
Clough, Scott.....	1980-81-82	LB
Clubb, Lee.....	2011	WR
Clyburn, Deonte.....	2013-14-15-16	LB
Coan, James.....	1945	QB
Cochran, Richard L.....	1950	FB
Coffey, James.....	1992	DE
Coffey, William H.....	1962-63-64-65	C
Coffman, Thomas.....	2011-12-13	WR
Coiner, Lester.....	1911	QB
Colacion, Tony.....	1998-99-00-01	LB
Colburn, F.....	1907	G
Coles, Phil.....	1984-85	OG
Colglazier, Sidney.....	1957	QB
Collins, Gerald.....	1987	HB
Collins, James.....	1929	HB
Colorito, Evan.....	2014-15-16-17	LB
Collwell, Fred.....	1921-22	FB
Connell, Daniel J.....	1975-76	DB
Connell, Robert.....	1945	QB
Connors, Leggio.....	1910-11-12	QB
Cook, John E.....	1959-60-61-62	G
Cooper, Ben.....	1901	HB
Copeland, Brian.....	1988-89-90-91	TB
Copeland, Pierre.....	2014-15-16	LB
Corke, Michael.....	1982	QB
Corn, Poe R.....	1955-56	QB

Cornelson, Curtis.....	2007-08	LB
Corney, Al.....	1995	WR
Cornforth, James.....	1938	C
Corning, Chris D.....	1964-66-67	OT
Cornish, Earl C.....	1956-57-58-59	E
Corrigan, James R.....	1957	QB
Cortell, Ron.....	1985-86-87-88	CB
Cory, Jack E.....	1963-64	E
Costello, Paul C.....	1960	G
Coviello, Vince.....	1984-85	OLB
Cowan, Jacob.....	1895	HB
Cowan, Sidney.....	1930-31-32-33	G
Cowgill, H.M.....	1910	OT
Cox, Carl.....	1946-47-48	OT
Cox, Robert.....	1990-91-92-93	OC
Cozzens, James.....	1916	T
Cozzetti, Pete.....	1931	QB
Craft, Jason.....	1997-98	DB
Craft, Mack.....	1992-93-94-95	CB
Craig, James M.....	1971-72-73-74	OT
Craig-Myers, Nequan "Nate".....	2019-20	WR
Crawford, J. Pingree.....	1930	QB
Cregg, James.....	1993-94-95	OL
Crider, Robert J.....	1957-58-59-60	QB
Critchley, Glen W.....	1965	LB
Crooks, Joseph G.....	1965-66	MG
Cross, Floyd.....	1911-12	QB
Cross, Henry.....	1934-35-36	T/E
Crossley, Brandon.....	2019	DB
Crowell, Rick.....	1996-97-98-99-00	LB
Crowton, Gary.....	1978	WR
Cruikshank, Chester.....	1932-33-34	E
Csolkovits, William.....	1957	C
Cullars, Ken.....	1962	HB
Cullor, Glen.....	1937-38	T
Cullor, William.....	1937-38	E
Cumber, Christian.....	2019-20	DB
Cunningham, Harold.....	1929	QB
Cuppari, Joey.....	1999-00-01-02	WR
Curffman, Floyd.....	1900	G
Cyphers, Stephen C.....	1972-73-74-76	OT

D

Dakovich, Bob.....	1983-85-86-87	OC
Dalton, Herbert.....	1932-33	G
Dalton, Orris, K.....	1950-51-52-53	E
Dammann, Julius "Bud".....	1930-31-32-33	HB
Damron, Brent.....	1979	TE
Dando, Kirk.....	1986-87	CB
Daniels, Eugene.....	2009-10	DE
Dansereau, Josh.....	1996-97	OL
David, James.....	1949-50-51	E
Davis, Aaron.....	2011-12-13-14	LB
Davis, Braxton.....	2015-16-17-19	K
Davis, Dallas.....	1997-98-99-01	WR
Davis, Fred.....	1985-86-87	TE
Davis, Glenn.....	1925-26-27	QB
Davis, Gray.....	2022	OL
Davis, Kevin.....	2012-13-14-15-16	LB
Davis, Lukas.....	2003-05	DB
Davis, Mark E.....	1976	RB
Davis, Prentice.....	1992-93-94-95	SS
Davis, Rex.....	1948-49	QB
Davis, Richard N.....	1957	QB
Davolt, Richard D.....	1957	QB
Dawkins, Dalyn.....	2015-16-17	RB
Dawson III, James.....	1961-62-63-64	T
Dawson, Al.....	1948	QB
Day, Albert "Bus".....	1927-28-29-30	QB
Day, Josh.....	2004-05-06	OL
Day, William.....	1952-55-56-57	E
Dayser, O. B.....	1925	QB
Deanor, Otto.....	1906-07	G
Deason, Robert.....	1936-37-38-39	B
Decker, Elbert.....	1910	QB
DeFries, Hiram.....	1959-60-61	G
Deines, Herman E.....	1935-36	QB
Dekleva, John.....	1952-53-54-55	G
DeLappe, Joe.....	1902-03	FB
Delgadillo, Frederick.....	1957	HB
DeLine, Ben.....	2008-09-10-11	K
DeLine, Joe.....	2019-20-21	K
DeLine, Steve.....	1984-85-86	K
Denison, Rick S.....	1976-78-79	TE
Dennison, Timothy.....	1965-66-67-68	DL
Denny, Kevin R.....	1975	P-DC
Dent, Lewis.....	1940-41-42	HB

DeSalvo, Jeffrey C.....	1975-76	LB
Detterick, Jim.....	1993-94-95-96	LB
Deuchar, Chris.....	1991-92	LB
Deutsch, Michael P.....	1974-75-76-77	DB/P
Dibble, Joseph.....	1900	QB
Dickens, Damion.....	2018-19	DL
Dickerson, Clanton.....	1937-38	G
DiStefano, Scott.....	1980	QB
Divilbliss, Edward.....	1910-11	QB
Dobelis, Pete.....	1987	ILB
Dodrill, Dale.....	1947-48-49-50	G
Doehling, Carl.....	1917	T
Doerr, Scott.....	1988-89-90	OT
Doke, Horace.....	1912-13-14-15	OE
Doleshaw, David.....	1942	E
Donaldson, Howard.....	1919-20	QB
Donaldson, Zach.....	2008	S
Donnelly, Mark.....	1992-93-94	OT
Dora, Steve.....	1978-79	ILB
Dorough, Dewey.....	1986-87	SE
Dorsey, Alvin.....	1950-51-52-53	HB
Dotson, Harry "Hap".....	1916-19-20	T
Douglas, Clark A.....	1968-69-70	B
Douglas, Howard.....	1942	QB
Dove, Jerome.....	1974-75	DC
Downey, Rodney D.....	1965-66-67-68	S
Drake, Tom.....	1975-76	WR/K
Drake, Tony.....	2010	WR
Drake, William.....	1956-57	HB
Dressen, Joel.....	2001-02-03-04	TE
Dreyer, Mark.....	2001-02-03	OL
Driscoll, Mark P.....	1971-72-74-75	QB
Driscoll, Steve.....	1979	QB
Dubishar, Dan J.....	1972-75-76	QB
Duda, Paul F.....	1968-69-70-72	R
Dukes, Bennie.....	1966-67	DT
Duncan, David A.....	1972-73-74	DE
Duncan, William T.....	1970-71	CB
Dundee, Steve.....	1995-96-97	OL
Dunn, Jerry.....	1990-91	QB
Duval, Wayne.....	1910-11	QB
Dyer, Roger J.....	1949-50	WB
Dygulski, Robert G.....	1959-60	E
Dykeman, Ivan.....	1930	E

E

Eakes, Todd.....	1983-85-86-87	OG
Earley, R. James.....	1957	QB
Early, Walter.....	1925	HB
Eastlack, Leon.....	1939-40-41	B
Edward, Rex.....	1937-38-39-40	G
Edwards, Devon.....	2021	LB
Edwards, Eli.....	2012-13	DE
Ehlers, Tom.....	1980-81-82-84	OC
Eifred, James J.....	1956-57-58-59	C
Elkins, Ted E.....	1941-42	B
Elliott, DeAndre.....	2012-13-14-15	DB
Elliott, Kenneth.....	1938	E
Elsenbast, Patrick.....	2015-16-17	LB
Emerick, Darrell A.....	1967-68	CB
Endres, Douglas.....	1965-66-67-68	OG
Endres, Steven.....	1968-70-71	C
Engle, Terry.....	1993	OG
Engleberg, Louis.....	1936-37-38	G
Englestad, Andy.....	1997-98-99	DB
Epley, Mike.....	1987-88	CB
Epstein, Eppie.....	1909-10	QB
Erickson, James R.....	1971	QB
Erickson, Judd.....	2019	QB
Erickson, Robert B.....	1956-57-58-59	C
Erickson, Ronald W.....	1954-55-56	HB
Erwin, Warnock.....	1934	QB
Eslinger, Ryan.....	1996-97-98	QB
Estock, Oto.....	1913	QB
Estock, Robert S.....	1966-67	OE
Evens, Brandon.....	1993-94-95	OL
Evers, Richard S.....	1964	T
Ewing, Harold.....	1941	G

F

Fa'apito, Nu'uvali.....	2012-13-14-15	LB/FB
Fackrell, Dalton.....	2016-17	TE
Fahni, Bruce.....	1971	C
Fairchild, Steve.....	1978-80	QB
Falls, Justin.....	2016-17	LB
Farris, Billy.....	2008	QB
Faucett, Frank.....	1947-48-49-50	HB

Faucett, Mike 1979-80-81 DB
 Faught, Tom 1947 LB
 Favors, Charles 2010-11 LB
 Featherstone, Clifford 1975-76 DB
 Feldman, Gordon 1918 QB
 Fenech, Michael J. 1972 C
 Fernandez, Vincent 1961 LB
 Fetz 1910 LB
 Fiala, Dan 1981-82-83 LB
 Fiala, Doug 1985-86-87 OT
 Finch, Aaron 1978-79-80-81 OC
 Finck, Alva 1946-47 LB
 Finkbeiner, Bruce 1965-66-67 QB
 Finlayson, Broc 2000-01 OL
 Fischer, Dean 1978-79 DB
 Fisher, Charles T. 1954-55-56-57 T
 Fisk, Kurt 1979-80 LB
 Fixmer, Jeff 1987 TE
 Flack, Norman 1957 LB
 Fleshmen, Hart 1901 T
 Flockhart, Robert 1966 HB
 Flora, Jeff 2001-02-03 LB
 Flores, Joey 2003-04 WR
 Floyd, Robert 2021 DB
 Foerster, Chris 1980-81-82 OC
 Fogal, Jordan 2017-18 S
 Foley, David 2002-03-04 DB
 Folsom, Joe 1947-48-49 LB
 Folsom, Tron 2019 LB
 Ford, Travis 2009-10 S
 Formica, Tom 1978-79 OT
 Fortune, Alvin 1956-57-58-59 E
 Foss, Melvin C. 1959-60-61 G
 Foster, Colton 2015-16-17 DL
 Foster, James 1964-65 LB
 Foster, Martavius 2013-14-15 DL
 Foster, Scott 1984-85 LB
Fox, Mekhi 2022 WR
 Francis, Jon 1982 WR/DB
 Francis, Tywan 2018-19-20-21 DB
 Frank, Bernhardt 1934-35-36 C
 Frank, John 1929-30 C
 Franklin, Darrell 1996-97 WR
 Franz, Derek 1997-98 K
 Frazier, Andre 1985 OL
 Freauff, William 1927-28 LB
 Freeman, Dennis 1977 DT
 Freismitth, John 2017 TE
 French, J. R. 1926-27 LB
 French, Jack 1931-32-33-34 C
 French, Jasper 1935-36-37-38 LB
 French, Larrick 1963-64-65 OG
 French, Tom R. 1967-68-69 OT
 Frescoln, Joe 1929 HB
 Fries, Sherwood 1939-40 B
 Frisbie, Ray 1929-30-31 T
 Frisby, Otto 1913 LB
 Frisch, David 1992 TE
 Froland, John 2011-12 DL
 Fuller, Graham 1903 E
 Fulton, Brenden 2017-18-19 WR
 Funk, Darrell 1983-84-85-86 DE

G

Gabler, Josh 2008-09 S
 Gahagan, Chris 1982-83-84 DT
 Gaines, Deionte 2014-15 WR
 Gallimore, Jason 1999-00-01 DB
 Gallimore, Justin 1999-00-01 DB
 Gallup, Michael 2016-17 WR
 Galusha, Jake 2006-07-08 DB
 Gao, Salofi 2017-18 OL
 Garcia, Nicho 2017 OL
 Garcia, Travis 2003-04-05 DB
 Gardner, Bill N. 1954 E
Gardner, Jacob 2022 OL
 Gardner, Ryan 2008-09 WR
 Gardner, Terrell 2000-01-02-03 DE
 Gasser, Paul 1988-90-91 DE
 Gates, Artese 1958-59 T
 Gates, Herbert 1909 HB
 Gates, Ward 1958-59-60 HB
 Gatewood, Donald E. ... 1957-58-59-60 DE
 Gatherwright, Ronald 1971-72 DE
 Gausman, Glen 1937 LB
 Gdowski, Jake 2009-10-11 OL
 Gee, Norman 2008-09 TE

Geist, Alfred 1930-31-32-33 G
 Gibson, Ray 1979 WR
 Gibson, Terrence 1997-98-99-00 DB
 Giddings, Dennis 1928-29-30 HB
 Giddings, Ralph 1913 LB
 Gifford, Bob 1945 LB
 Gilliland, James H. 1954-55 T
 Giller, Henry 1903 QB
 Gillingham, Gary 1968 DG
 Gillmore, Austin 2010-12 LB/FB
 Gillmore, Crockett 2010-11-12-13 DE/TE
 Gimenez, Mike 1989-90 QB
 Gipson, Chris 2009-10 LB
 Gira, Paul 1936-37-38 E
 Giusti, Anthony 2018 LB
 Glazer, Alan 1991 P
 Glick, Fred 1955-56-57-58 QB
 Glick, Gary 1953-54-55-56 HB
 Glick, Ivan 1950-51 T
 Glick, Leon 1954 G
 Goar, Guy 1983-84-85-86 OC
 Goebel, Harry 1949-50 E
 Golden, Troy 2019-21-22 DL
 Goldfeder, Mike 1978-79 OT
 Golditch, Zackary 2015-16-17 OL
 Goldman, Steven 1965 OE
 Gonzales, Billy 1989-90-91-93 WR
 Gooch, Ernest 1909 LB
 Good, Derek 2008-09-10-11 RB
 Good, Derek 2009 RB
 Goodnight, Earle 1954-55-56 E
 Goodpaster, Patrick 2001-02-03-04 DL
 Goodwin, Derek 1981-82 DE
 Goolsby, Danny 1999 LB
 Goolsby, Tony 1979 WR
 Gordon, Harvey 1936 G/T
 Goscinski, Aloysius J. ... 1957 G
 Goss, Elbert 1929 G
 Gower, Robert 1958-59 S
 Graff, Stanley 1963 C
 Gragert, Jordan 2010-11-12-13 OL
 Graham, Danny D. 1973-75-76 QB
 Graham, Earl 1945 LB
 Graham, John C. 1973-74 QB
 Graham, Owen 1936-37-38 G
 Graham, R. D. 1934 T
 Grant, John 1911-12 LB
 Grattan, Worthin 1916-17 E
 Grauberger, Jack 2018 S
 Graue, Geoff 2000-01 DL
 Graves Jr, Edward 1951-52-53-54 T
 Graves, Edward 1926-27-28 LB
 Graves, Lawrence 1954-55-56-57 T
 Gray, Austin 2011-12-13 DB/WR
 Gray, William T. 1972-73-74-75 OG
 Grayson, Garrett 2011-12-13-14 QB
 Greathouse, Robert 1962-63 E
 Green, Aaron 2000-01-02 OL
 Green, Farrell 1932 LB
 Green, Harold "Jake" 1970-71 HB
 Green, Jimmy 2003-04-05 RB
 Green, Patrick 1947-48 LB
 Greenacre, Allen 1895 E
 Greenwald, David 1934 LB
Greenwald, Matt 2022 WR
 Greenwood, Lou 2009-10-11 RB/WR
 Greer, Rashaun 2008-09 WR
 Greffinius, Ruben 1930 C
 Gregg, Terrance 1966-67 T
 Grencher, Ronald 1959-60 E
 Grenier, Geoff 1992 FB
 Griffin, Hardy 1983 CB
 Griffin, James 1982-83 DT
 Griffith, Ryan 2009-10 OL
 Grimes, David 1987-88-89 NT
 Gross, Leo 1939-40 G
 Guerra, Travis 2017 K
 Guest, Eugene J. 1957 T
 Guiterrez, Leroy 1961 QB
 Gupton, Frank 1956-57 HB
 Guthrie, Michael 1967-69-70-71 MLB
Guzman, Brandon 2022 DB

H

Haack, Robert 1940 T
 Hacker, Zeke 2002-03 OL
 Hagaman, Arthur 1912-13 LB

Haggans, Clark 1996-97-98-99 DE
 Hainlen, Norman G. 1972 P
 Hainlen, Robert 1945-46-47-48 LB
 Hall, Darran 1997-98 WR
 Hall, Jahmal 2003-04-05 LB
 Hall, Nikko 2018 WR
 Halladay, Frank 1936-37 B
 Hallmark, Dasel 1946-47-48-49 FB
 Halverson, Otis 1935-36-38-39 E
Hamilton, Keegan 2022 OL
 Hamilton, Otis 1990-91 LB
 Hamilton, W. 1929 LB
 Hammer, Griffon 2019 TE
 Hammerschmidt, Dan... 1982-83-84-85 SS
 Hammond, James 1911 LB
 Hanie, Caleb 2004-05-06-07 QB
 Hanks, Paul 1987-88-89-90 DE
 Hanks, William A. 1957-58 E
 Hanna, Eddie 1947-48-49 HB
 Hannah, Claude 1931 E
 Hannah, Paul 1926-27-28 LB
 Hannah, Raymond 1937 E
 Hannah, Roy 1928-29 G
 Hansen, Justin 2013-14-15 DL
 Hansley, Joe 2012-13-14-15 LB
 Harden, Derrick 1995-96 LB
 Harfert, Oscar 1937-38 T
 Hargis, Gregg 1968-69-70-71 B
 Harker, Conrad 2017 LB
 Harker, Michael 1963-64-65-66 LB
 Harms, Dennis 1968-69-71 S
 Harper, Jeff 1980-81-82-83 LB
 Harr, Richard 1975-76-77-78 SS
 Harrington, William H. ... 1969 MB
 Harris, Conrad 1956-57 FB
 Harris, David 1983-84-85-86 TE
 Harris, Richard 1959-60 G
 Harris, Ronald M. 1973-74-75-76 RB
 Harris, Wayne 1972 RB
 Hart, Dee 2014 RB
 Hartley, Thomas 1957-58-59-60 C
 Hartman, James 1932-33-34 E
 Hartman, James 1951-52-53-54 G
 Hartshorn, Duane 1919-20-21 HB
 Hartshorn, Fred 1920-21 HB
 Hartz, Anthony 2008 P
 Hascall, Lee 1927-28 LB
 Hathaway, Mason 2011-12-13-14 OL
 Hawkins, Anthony 2016-17-18-19 WR/CB
 Hawkins, DeVaughn 1994-95-96-97 G
 Haynes, Brandon 2011-12-13 OL
 Haynes, Houston 2017 LB
 Haynes, Jasper 1948 LB
 Hays, Robert J. 1961 E
 Hayward, Adam 2003 LB/S
 Heald, Doug 1999-00-01-02 LB
Hector, Ayden 2022 DB
 Hedstrom, Tanner 2010-11-12-13 LB/LB
 Heiser, Everett 1928-29-30 G
 Helbig, Emerson 1925-26-27-28 LB
 Helm, Corey 1981-82 LB
 Hemphill, Lester 1918 OG
 Hendershot, Bill 1992-93 OG
 Henderson, Alfred M. 1958-59 WB
 Henderson, Jon 1964-65-66 T
 Hendrick, Matt 2006-07 LB
 Hendricks, John J. 1951-52-55-56 G
 Hendricks, Mike 1978-80-81 RB
 Hepp, Jason 2001-02 CB
 Herbert, Robert 2004-05 DB
 Herd, Ivory 2008-09-10-11 DB
 Hergenreter, Stanley 1959-60 LB
 Hergert, Clarence 1959 HB
 Herigstad, Oscar "Olie" 1920-21-22 FB
 Hernandez, Zack 1956 LB
 Herrera, Arturo 1967-68-69-70 OT
 Herrick, Robert 1907 C
 Hess, Charles 1938-39 E
 Hess, Robert 1940-41-42 B
 Hickerson-Rooks, Brandon 2020-22 DL
 Hicks, Jamal 2016-17-18-19 DB
 Higgins, Rashard 2013-14-15 WR
 Highfield, Thomas 1968-69 LB
 Hill, Anthony 1991-92-93-94 QB
 Hill, Carl 1969-70-71 LB
 Hill, Collin 2016-18 QB
 Hill, Edward 1968-69-70-71 LB

ALL-TIME LETTERWINNERS

Hill, Eric.....	2000-01-02-03	WR
Hill, George.....	2004-05-06-07	WR
Hill, Tommie.....	2005-06-07-08	DE
Hillier, James.....	1970-71	OG
Hinderlider, Clyde.....	1950-51-52-53	E
Hindman, W. F.....	1949-47
Hinds, Ervin.....	1920-21-22	E
Hines, Kenneth.....	1960-61-62-63	FB
Hinken, A. H.....	1907
Hinn, Terry.....	1985-86	SE
Hinton, Robert.....	1960-61-62-63	DE
Hinton, Thomas.....	1963
Hitchcock, Orville.....	1928-29-30	E
Hjelm, Clint.....	1983-85-86-87	DE
Hoch, Carl.....	1916	G
Hoch, Donald.....	1945-47-48-49
Hock, Dan.....	1987-88	LB
Hock, Tim.....	1986
Hodge, Steve.....	1991-92-93-94	DT
Hodges, Kenneth.....	1937-38	C
Hodges, Preston.....	2014-15	DB
Hoelzer, Clifford.....	1947-48-50	T
Hoerner, John.....	1917-18-19	E
Hoffman, Art.....	1996-97-98	WR
Hoffner, Bryan.....	1954-55	T
Hogan, Edward T.....	1970
Hogan, Peter.....	1999-00-01-02	DE
Hogan, Willie.....	1982
Hohs, Brandy.....	2002	WR
Hokanson, Robert.....	1966-67	DE
Holcomb, Dale E.....	1976-77-78	OT
Holec, Robert.....	1965-67-68	DL
Holland, Justin.....	2002-03-04-05	QB
Holland, Willis.....	1952-53-54-55	T
Hollaus, Fred.....	1964-65	OT
Holles, Keegan.....	2022.....	RB
Holmes, Mark.....	1988-90-91	FL
Holub, Dennis A.....	1965-66-67-68
Honstein, Henry.....	1927-28
Hoover, Alex.....	1983-84-85-86	LB
Hopper, Robert.....	1939-41-46	B
Horinek, Deone.....	1998-99
Horinek, Jeff.....	2005-06-07-08	P
Hornung, Stan.....	1982-83	DT
Horton, Paul.....	1948
Horton, Tory.....	2022.....	WR
House, Edward.....	1921	G
Houser, Jack.....	1922-23-24	FB
Houston, Marcus.....	2003-04	RB
Houtz, Ronald.....	1962-63
Howell, Jack.....	2021-22.....	DB
Howell, John.....	1996-97-99-00	DE
Howell, Nick.....	1977-78	DB
Howlett, Allen.....	1986-87-88	OG
Hubbard, Ellison.....	2017-18-19-20	DL
Huber, Joey.....	2000-01-02	P
Hudson, Dan.....	1969-70	DT
Hughes, Clay.....	1918
Hughes, Duane.....	1984	WR/DB
Hughes, H. William.....	1935-36-37	HB
Hulbert, Ken.....	2012-13-14	LB
Hull, Wayne.....	1962-63-64-65	OG
Humackick, Alex.....	1961-62	HB
Hunt, Hayden.....	2013-14-15-16	P
Hunter, Christian.....	2019
Hurst, C.W.....	1997-98-99-00	K
Hurt, Earl.....	1932-33-34-35	G/C
Hutchins, Doug.....	1991	OT
Hutton, Alexander "Sandy".....	1914-15-16	QB
Hutton, John W.....	1966-67-68
Hyde, Earl.....	1923	HB
Hyde, Kenneth.....	1923-24-25	QB

I

Iadisernia, Anthony.....	1940	T
Ingram, Kareem.....	1991-92-93-94	LB
Inman, Donovan E.....	1924	G
Isaais, Preston.....	1957
Iseman, Jake.....	1939-40	E
Isoline, Dana C.....	1974-75-76-77	LB
Ivlow, John.....	1991-92	FB

J

Jackson, Charles L.....	1968-69-70-71	DE
Jackson, Ches.....	2019-21	OL
Jackson, Dequan.....	2018-19-20-21-22	LB
Jackson, Larry G.....	1965-66-67-68	WB

Jackson, O'Shea.....	2016	DL
Jackson, Orin.....	1900	G
Jackson, Phillip D.....	1962-63	HB
Jackson, Raymond.....	1992-93-94-95	CB
Jackson, Sean.....	1988	SS
Jackson, Steven A.....	1976	DB
Jackson, Terry.....	2013-14-15	DL
Jackson, Warren.....	2017-18-19	WR
Jacobs, Gregory C.....	1967-68-69-70	DE
Jacobsen, B.....	1928
Jaeger, Mitch.....	1975	QB
James, C.J.....	2009-10-11	DE
James, Cory.....	2012-13-14-15	LB
James, George.....	1934-35-36-37
Januska, Nick.....	2012-13-14-15	DB
Jarrells, Treyous.....	2014	RB
Jaunarajs, Uldis.....	2003-04
Jean, Arjay.....	2016-17-18	DL
Jeff, Waldo B.....	1959-61	HB
Jemison, Ernest S.....	1957	G
Jenkins, Ron.....	1982-83	WR
Jersild, Craig.....	1987-88-89-90	CB
Johanningmeier, Bill.....	1970-71	DT
Johnson III, Gartrell.....	2005-06-07-08	RB
Johnson, Abner.....	1913
Johnson, Bruce.....	1974	DS
Johnson, Darryl.....	1984	CB
Johnson, Elijah.....	2020	HL
Johnson, George.....	1914-15-16	OB
Johnson, George A.....	1910-11
Johnson, Gregg.....	1983-84-85	SS
Johnson, James.....	1942
Johnson, Lamar.....	1980	RB
Johnson, Olabisi.....	2015-16-17-18	WR
Johnson, Paul.....	1970-71	K
Johnson, Sevaro.....	2008	DT
Johnson, Shun.....	2014-15-16-17	DB
Johnson, Terence.....	1980-81-82-83	FB
Jondle, Kelly L.....	1975-76	OG
Jones, Blake.....	2011-13	TE
Jones, Courtney.....	2002-03-04-05	LB
Jones, Devin.....	2016	DB
Jones, Don.....	1991	ST
Jones, Doug.....	1982-83	FB
Jones, Emmanuel.....	2017-18-19-20-21	DL
Jones, George E. V.....	1946-47-48-49	E
Jones, J'Sharon.....	1996-97-98-99	WR
Jones, Kim R.....	1971-73-74	RB
Jones, Lance.....	1991-92-93	DB
Jones, Landon.....	2002-03-04	DB
Jones, Larry.....	1978-79-80
Jones, Michael Z.....	1965-66-67	DE
Jones, Norris.....	1977-78	RB
Jones, Scott.....	1980	OT/DT
Jones, Selwyn.....	1988-89-90-91	CB
Jones, Titus.....	2021-22	DB
Jorgens, Don.....	1979-80	DB
Joseph, Kenneth.....	1936	G
Judah, Richard L.....	1973-75-76	QB
Juedes, Steve.....	2006-07	DB
Juliana, Patrick C.....	1972-73	QB

K

Kaanehe, Ronald K.....	1960-61-62	HB
Kamara, Mohamed ..	2019-20-21-22.....	LB/DL
Karaffa, Metro.....	1931-34-36	HB
Kasel, Edward.....	1929-30-31	G
Katleman, Henry.....	2022.....	K
Katscock, Allan J.....	1965-66	QB/S
Kawulok, Chris.....	2005-06-07-08	TE
Kawulok, Joe.....	2012-13-14-15	DE
Kawulok, Michael.....	2008-09-10	LB
Kay, Russell.....	2000-01	LB
Kaylor, Jimmie.....	2005-06-07	P
Kayser, Otto.....	1924-25	G
Keanaaina, Stacey.....	1991	DT
Kearney, Joey.....	2003-04-05	WR
Keegan, Joseph.....	1957-58-59-61	T
Keith, William L.....	1965
Kelley, Isaiah.....	1969-70	DT
Kelly, Grady.....	2022.....	DL
Kemble, Clark.....	1973-74-75	K
Kendrick, Brad.....	1984	FL
Kennedy, Donald.....	1937-38	B
Kennedy, James D.....	1971-72-73	TE
Kennedy, Lynn.....	1904-05-06-07	HB
Kerr, Virgil.....	1929-30-31	G

Key, Coleman.....	2015	QB
Keys, Brady.....	1959-60	HB
Keys, Dontae.....	2022	OL
Keys, Siegan.....	1975	TE
Kiffin, Chris.....	2002-03-04	DL
Kifus, Rudolph.....	1968-69-70-71	DE
Kimball, Fred.....	1917	E
King, Jack.....	1931
King, Jim.....	1982-83-85-86	CB
King, LaRyan.....	2013-14	DL
King, Linden K.....	1974-75-76	S
King, Richard.....	2016-17	DL
King, Terry A.....	1969-71-72-73	LB
Kinney, Herbert.....	1912-13
Kinsey, Marvin.....	2016-17-18	RB
Kishman, William.....	1965-66-67-68	S
Kitley, John.....	1895	T
Klahr, David.....	1969	CB
Klemmedson, Linne.....	1915-16-17-22	DE
Klich, Doug.....	1983-84-85	OT
Kloechner, Al.....	1952-53
Knapp, Howard.....	1962-63-64-65	HB
Knight, Burt.....	1980-81-82-83	DE
Knight, Hampton.....	1940-41-42	C
Knox, Ben.....	2017-18	OL
Knox, Cecil.....	1946
Knox, Duane R.....	1958-59-60	E
Kochevar, Miles.....	2003-04-05	S
Koclanakis, Anthony.....	2021	LB
Koehler, Arlen R.....	1959	E
Koehler, Paul C.....	1962-63-64-65	OT
Koehler, William.....	1948-49-50-51	OG
Koenig, Dick E.....	1939	B
Kofoed, Brad.....	1988	LB
Kohls, La Vern E.....	1958-59-60-61	G
Kontodiakos, Pete.....	2009-10-11-12	P
Koonsman, George.....	1942	L
Kornemann, Jim.....	1987-88	OT
Korutz, Adam.....	2020-21	OL
Kovac, Charles F.....	1973-74-75-76	RB
Kravig, Harold.....	1940-46-47
Kress, Jordan.....	2021	WR
Kreutz, Jim.....	1961-62	QB
Kreutzer, George.....	1906-07	C
Krisfalusi, Paul.....	1996	DL
Krueger, William.....	1937	B
Krum, Stephen H.....	1973-74-75-76	LB
Kruse, Robert.....	1961
Kubiak, Klay.....	2008-10	QB
Kubiak, Clint.....	2005-06-08-09	S
Kuhn, Gregg.....	1971-72	CB
Kulick, Drew.....	2022	LB
Kulis, Frank.....	1997	TE
Kvamme, Nate.....	1995-96-97-98	LB

L

Labus, Timothy.....	1966-69-70	HB
Laday, Greg.....	2022	DB
Laffea, Hubert.....	1937
Lair, Lloyd.....	1932-33-34	T
Lamb, David.....	1978	DT
Lamb, Jared.....	2007	P
Lamborn, Rollan.....	1907	G
Lamson, Robert S.....	1955	E
Lancaster, Broderick.....	1998-99-00-01	DL
Lancisero, Adam.....	2003-04	OB
Landers, Wade.....	2005-06-07-08	DE
Landry, Donald P.....	1976-77	OG
Lang, Andrew.....	1970-71-72-73	C/OG
Lapp, Wilmer.....	1934-35-36-37	B
Larson, Robert K.....	1973	OG
Larson, William H.....	1973-74	TE
Laskowski, David.....	1987-88-90	LB
Laskowski, Leo.....	1940-41	G
Latimer, Fred.....	1982-83-84	LB
Latu, Nuku.....	2008-09-10-11	DT
Latturus, Bob.....	1981-82-83	LB
Laughter, David.....	1967	OT
Laurita, John.....	1987-88-89-90	OG
Lavan, Alton.....	1964-65-66-67	S
Lavender, Robert D.....	1959-60-61-62	E
Law, Fred.....	1912
Law, Marquise.....	2010-11-12	WR
Lawrence, Jim.....	1984-85-86	DE
Lawson, Ed.....	1980-81-82	OG
Lay, Randy.....	1980-81	LB
Layne, Will.....	1999-00	WR

Layton, Eugene.....	1966-67	DT
Lear, Alvin.....	1964-65	FB
Lear, Harlan.....	1962	TE
LeBel, Harper.....	1981-82-83-84T
LeBlanc, Tim.....	2006-07FB
Lee, Keith.....	1978-79QB
Leer, Bill.....	1975-77-78OT
Leforge, James M.....	1960-61-62DE
Lefort, Vance.....	1985-87-88HB
Leiby, Edward.....	1917-18-19C
Leigh, William.....	1911
Leonard, Craig.....	2015QB
Leonard, Reginald J.....	1970-71-72HB
Lepak, Brian.....	2007OL
Levin, Jake.....	2010-11-12-13FB
Levine, Liddon.....	2004-05-06CB
Levtik, Mark.....	1981-82-84-85OT
Lewis, Alvin.....	1978-79-80RB
Lewis, James.....	1937B
Lewis, John.....	1971
Lichty, Kurt.....	1983-84WB
Liggett, Tyson.....	2008-09-10HR
Lillie, Dexter.....	1936-37-38B
Lind, Mike.....	1976-78-79OG
Linden, Paul.....	1928
Lindholm, Bob.....	1982-83-84-85DE
Lindner, Doug.....	1987-88-89-90TE
Lindsay, Troy.....	1980-81-83FB
Liss, Robert.....	2020K
Liss, Stan.....	1971-73-75RB
Loew, Don.....	1945
Lofton, Clarence.....	1956-57FB
Long, Louie.....	1957
Long, Sammie.....	2014-15WR
Longenbaugh, Harry.....	1925
Loos, Preston.....	1995-96-97P/K
Loper, Raymond.....	1949
Lopez, Andre.....	1978DB
Loraas, Thomas.....	1975-76OL/DL
Lory, Earl C.....	1925-26
Loss, Robert.....	1916HB
Lovett, Charles.....	2011-12-13-14WR
Lovingood, Josh.....	2013-14-15-16DL
Lowe, Ameer.....	1998-99-00-01DB
Lucas, Nathan.....	2017LS
Luddington, Daniel.....	1946-47
Luke, Tim.....	1987-88-89-90P
Lunde, Stanley.....	1971-72RB
Lundstedt, Ivan.....	1936-37C
Lundy, Willie.....	1994-95LB
Lute, Lamar.....	1957-58-59HB
Lynch, Kevin.....	1989-90-91-92DE
Lynch, Scott.....	1993-94-95SS
Lyons, Walter "Bud".....	1936-37-38-39T
M			
Maag, Ralph.....	1931-32-33FB
Mabry, Sylvester.....	1991-92CB
Machlachlan, Scott.....	1972-73RB
Mackenzie, Mike.....	1997-98-99-00DL
Mackey, Terry.....	1959HB
Macon, Cory.....	2008-09FB
MacRenato, Paul.....	1987-88-89-90DE
Macro, Lawrence.....	1964-65DT
Madrid, Joey.....	2005-06-07OL/LS
Madsen, Paul.....	2008-09-10-11OL
Madsen, Peter.....	1927-28-29-30QB
Maeda, Chester.....	1940-41-42QB
Maeding, Dale.....	1968OG
Magee, Ronald.....	1955-56-57-58T
Magna, Rudy.....	1967-68LB
Maka, Kavapele.....	2017-18S
Mallory, Lucas.....	1997-98-00TE
Mancini, Lawrence.....	1938-39-40-41G
Mann, Lavell.....	2002-03DL
Marcantonio, Gianni.....	1992K
Marceau, Robert.....	1992-93DE
Marchbanks, Roy.....	1980WR
Marioni, Dario.....	1942B
Mark, Kevin.....	2003-04-05K
Marks, Tautai Lifo.....	2021OL
Marsh, Shane.....	2005CB
Marshall, Robert.....	1955T
Martin, Brian.....	1988
Martin, Phil.....	1938-39-40G
Martin, Rocky.....	1998-99-00-01LB
Martin, Ron.....	1987-88-89-90LB
Martin, W. Hale.....	1929
Martindale, Tom.....	2004DL
Martineau, Bill.....	1979TE
Martinez, Adrian.....	2006-07-08-09OL
Martinez, Joe A.....	1958-59HB
Mason, Donald.....	1957-59-60G
Mason, Leonard.....	2009-10RB
Masters, Elroy.....	2014-15-16WR
Mastroaolo, Benny.....	2002-03DB
Maten, Fred.....	1951C
Matheson, Jack.....	1919-20-21-22QB
Mathews, James.....	1950-51HB
Matson, Sigurd.....	1937-38-39-40B
Matthews, Izzy.....	2015-16-17-18RB
Matthews, Trent.....	2012-13-14-15DB
MauMau, George.....	2015TE
Maurice, John.....	1933E
Maxfield, Richard.....	1895G
Maxwell, Chip.....	1968-69QB
May, Darius.....	2017RB
Mayer, Ernest.....	1909
Mayes, Deshon.....	2016LB
McBride, Toby.....	2016-19-20-21DL
McBride, Trey.....	2018-19-20-21TE
McCall, Ben E.....	1922-23-24-25C/G
McCants, Thomas.....	1961-63-65OT
McClary, Ronald.....	1951-52-53-54HB
McCoy, Corey.....	1997-98WR
McCoy, Justice.....	2021-22WR
McCracken, Edwin.....	1938-39B
McCracken, William.....	1935-36-37B
McCullah, Homer.....	1912
McCullough, Ty.....	2019-21WR
McCutcheon, Lawrence.....	1969-70-71HB
McDermott, Tyler.....	2010-11OL
McDonald, Donzell.....	1978-79DB
McDonald, Jack.....	1938
McDonald, Lora.....	1930-31HB
McDonald, Patrick.....	1946-47
McDonald, Paul "Max".....	2017-19LB
McDougal, Kevin.....	1996-97-98-99DB/RB
McDougal, Matt.....	1994-95-96K
McDougal, Michael.....	1965-67-68-69G
McElroy, Jr., Marcus.....	2018-19-20RB
McEuen, Edgar.....	1936-37T
McFarland, Kay.....	1961E
McGarity, Jeff.....	2000RB
McGatlin, Don.....	1968-69-71SE
McGaughy, Charles.....	1924-25-26T
McGee, Mike.....	1993R
McGee, Timothy.....	1968-69-70-71DE
McGill, Scott.....	1976-77LB
McGinness, Arthur.....	1907HB
McGovern, Shawn.....	2005DL
McGraw, Hershel.....	1941-42
McGraw, Thurman.....	1946-47-48-49T
McGraw, William.....	1940-41E
McGregor, Kell.....	1981-82-83-84TE
McGuckin, Chad.....	1999-00LB
McHone, Vernon.....	1941B
McKay, Jarrad.....	2009-10DB
McKay, Joe.....	2011-12-13FB
McKellar, William.....	1937-38B
McKenzie, James.....	1974-75LB
McKenzie, Mark.....	1990-91TE
McKerral, Gordon.....	1945
McKibben, Frank.....	1947-48-49-50T
McKie, Mark.....	1949-50AB
McLain, Kevin.....	1974-75LB
McLean, Eugene.....	1957
McMichial, Earl.....	1920-21-22G
McMichial, William.....	1931-32T
McMillin, James.....	1959HB
McMillin, Raymond.....	1917HB
McMillin, Roy.....	1970
McNamara, William.....	1954-55
McNatt, Orville.....	1951-52-53-54
McNeill, Alex.....	1900-01-02C
McPeck, Kevin.....	2005-06TE
McPeck, M.J.....	2012QB
McReynolds, A.....	1927
McVey, Victor.....	1933
McWilliams, Devin.....	2007DT
McWilliams, Paul.....	1975-76LB
Mead, Edgar.....	1895FB
Meeks, Colby.....	2015-16-17-18OL
Mehle, Phil.....	1928
Mencimer, Floyd.....	1930-31-32-33
Merten, Craig.....	1979-80DB
Mesko, Louis J.....	1957
Messerschmidt, Kermit.....	1930-31-32-33C
Mestek, James.....	1988-89-90SS
Meyer, Pat.....	1991-92-93-94OL
Meyers, Alva.....	1919-20C
Meyers, John.....	1940-41
Meyers, Wilbur.....	1925-27-28
Michel, Paul.....	1917-19FB
Michel, Steven.....	2012-13-14-15LB
Miki-Han, George.....	2022OL
Mikkelsen, Charles W.....	1949-50-51-52
Miley, John.....	1945
Millen, Clay.....	2022QB
Miller, Fremont.....	1937-38-41T
Miller, Guy.....	2007-08-09-10DT
Miller, James.....	1945
Miller, Larry.....	1937-38-39-40T
Miller, Thomas.....	1962-63-64C
Miller, Wayne.....	1945
Miller, Willie.....	1971-72-73-74FL
Mills, Edgar.....	1900QB
Millner, Dennis.....	1907QB
Minter, Larry.....	1975WR
Mirich, Dan.....	1953-54-55E
Mirise, Kenneth.....	1936-37G
Mitchell, Edgar.....	1983-84-85OG
Mitchell, Immanuel.....	2010-12DB
Mitchell, James.....	2021-22DL
Mitchell, James C.....	2022LB
Mitchell, Steve J.....	1963-64-65HB
Mog, Steve.....	1980DB
Mogle, Phillip.....	1969OT
Mohorich, Joseph.....	1950-51-52-53HB
Molander, Scooter.....	1987-88QB
Moninger, Robert.....	1939-41-42L
Montes, Christian.....	2016OL
Montgomery, Aylemen.....	1923-24-25HB
Montgomery, Charles.....	1972OG
Montgomery, Guilford.....	1933G
Montgomery, Joe D.....	1938
Montiel, Gerald.....	1967-68QB
Montini, Peter.....	2022TE
Moody, Patrick.....	2017LB
Moody, William B.....	1966-67LB
Moore, Aaron.....	2020LB
Moore, Creighton.....	1913-14-15HB
Moore, John W.....	1973RB
Moore, Rolland.....	1951-52-53-54G
Moran, John.....	1988-89-90-91LB
Moran, Sean.....	1992-93-94-95DL
Morean, Rich.....	1981LB
Morehead, James.....	2006-07-08-09DL
Moreno, Moses.....	1995-96-97QB
Morgan, Frederick R.....	1965-66-67-68DE
Morgan, Max.....	2011-12-13-14LB
Morgan, Ben.....	1987OT
Morris, Glenn.....	1931-32-33E
Morris, Pat.....	1988-89OC
Morris, Tommey.....	2012RB
Morrison, James.....	1913-14-15HB
Morrow, Avery.....	2022RB
Morrow, Scott.....	1969-70DE
Morse, Steve.....	1996DB
Morton, Damon.....	2004-05-06-07WR
Morton, Dion.....	2006-07-08-09WR
Mosley, John.....	1940-41-42FB
Mosure, John.....	2007-08-09-10RB
Mott, Maxwell.....	1919G
Mowrer, Russell.....	1961-62-63-64G
Moxley, Trae.....	2014-15-16-17OL
Mueller, Charles T.....	1938-39-41-42E
Mulkey, Bruce.....	1957
Mulkins, Loren.....	1973-74DT
Mullaney, Mark.....	1971-72-73-74OT
Mullings, G.T.....	1910
Mullison, Don.....	1942-46-47-48
Munday, Clarence.....	1934
Mundt, Dave.....	1985-86-87OLB
Murdie, Scott.....	1991-92OT
Murphy, Jordan.....	2011LB
Murphy, Kenneth.....	1940-41-42E
Murphy, Pat.....	1910-11-12
Murray, John E.....	1969-71-72R
Myers, Chris.....	1993-94-95WR
Myers, Greg.....	1992-93-94-95FS

Myers, John Leslie 1921-22-23 C
 Myers, Mason 2011-13-14 OL
 Myers, Michael 2005-06-07-08 RB
 Myers, Wilbur 1927-28-29

N
 Nading, Jesse 2004-05-06-07 DE
 Napier, David 1993-94 K
 Naughton, Kent 2001 K
 Neal, Andre 2019 DB
 Nelson, George 1895 E
 Nelson, John R. 1959-60-61-62 E
 Nelson, Rhett 1999-00-01-02 DB
 Nelson, Roy D. 1975 CB
 Nettles, Kevin 1986-87-88-89 RB
 Newberry, Robert 1978-79 CB
 Newcomer, Edward 1946
 Newell, Mike 1995-96-97-98 OL
 Newland, Tom 1984-85-86 HB
 Newquist, Weldon 1968-69-70 LB
 Newton, Douglas 1960-61-62-63 OG
 Newton, Matt 1998-99-00 QB
 Nicholas, Samuel H. 1960 OT
 Nichol, Gerald 1934-35-36 E
 Nicholls, Henry 1915-16-20 G/T
 Nichols, John 2004-05-06 LB
 Nichols, Mark R. 1975-76 LB
 Niederberger, Eric 2011 LB
 Niematsverdriet, Wm 1954-55
 Noguez, William J. 1968-69-70-71 DT
 Nomina, Tony 1986 SS
 Norman, Ben L. 1975-76 RB
 Norman, David A. 1973-74 DC
 Norton, Steve 1990-91-92-93 DT
 Norton, Wallas 1938
 Nouili, Nouredin 2019 OL
 Novakovich, Randy L. 1966-67-68 DT
 Noxon, William 1950
 Nugent, Terry 1980-81-82-83 QB
 Nun, Russell 1961-62 T
 Nunn, Tetriss 1996 DB
 Nunner, Robert J. 1962 C
 Nutt Jr., Kevin 2014-15-16-17 DB
 Nwoke, Chris 2010-11-12-13 RB
 Nwosu, Daniel 2013-14-15-16 LB/FB
 Nye, William 1915-17-18-19 HB

O
 O'Brien, Kevin 2014-15 OL
 O'Brien, Patrick 2019-20 QB
 O'Brien, William 1934
 O'Byrne, Tim 1983-84-85 SE
 O'Donnell, Patrick 1955-56-57-58 G
 O'Rourke, Daniel 1973-74-75 FL
 Oakland, James 1966-67
 Oakland, Stephen 1967-68-70 DL
 Oates, Gerald 1950-51
 Ochoa, Jose 1998-99-00-01 TE
 Oden, Jason 2012-13-14-15 DB/RB
 Ogburn, Charles 1945
 Ohaeri, Nnamdi 2005-06 DB
 Ohene, Bryan 2013-14-16 LB
 Olander, James 1958-59-60-61
 Oldenburg, Clint 2004-05-06 OL
 Oldmeyer, Clarence 1917-18 G
 Oleson, Roy 1976 DT
 Oliver, James 1965-66-67 FB
 Olmsted, Mark 1986 OT
 Olsen, Eric 1991-93-94 WR
Olson, Dane 2022 WR
 Olson, Erik 1996-97-98-99 DB
 Olson, Larry 1972-73-74 LB
 Olson, Leslie 1968-69-70-71 B
 Olson, Theodore 1961
 Onyechi, CJ 2022 DL
 Oppenheimer, Nick 2007-08-09 CB
 Opperman, James 1971-72-73-74 DE
 Orakpo, Mike 2010-11 LB
 Orme, Esten 1929-30-31 T
 Orme, Marion 1947-48-49 G
 Osborn, Dustin 2003-04-05-06 WR
 Osborn, Levi 2017 S
 Oslovan, George 1946
 Overlie, Paul 1965 C
 Owens, Brandon 2008-09 CB
 Owens, Dajon 2018-19-20 CB

P
 Pack, Thomas 1963-64-65-66 E
 Padilla, Mike 1988-89-90-91 OC
 Pagel, Mike 1990-91 DL
 Pagnotta, Mike 2005-06-07-08 S
 Painter, Charles 1941-45-46 B
 Painter, LeRoy 1941-45-46
 Palmer, Mitch 1993-94-95-96 DE
 Palmer, Noah 1972-73 HB
 Pannunzio, Isiah 2017-18-19 S/FB
 Pannunzio, Thomas 2018-19-20-21 WR/DB
 Paogofie, Livingston 2017-18-19 DL
 Paoli, Alfred 1972-73-74-75 MG
 Papich, Joseph 1957
 Parise, Christopher 1977-78 DB
 Parke, Delroy 2002-03-04-05 DL
 Parker, Altie 1995 WR
 Parker, Richard 1973 LB
 Parkhill, Lloyd 1925-26
 Pascoe, Sean 1975 DE
 Patchan, Scott 2020-21 DL
 Patterson, Sedic 2006-07 LB
 Patton, Marvin 1948-49-50-51 E
 Pauga, Zac 2007-08-09-10 FB
 Paulhus, Colton 2011 DL
 Paulson, Gary 1972-73-74-75 DT
 Pauly, Eric 2000-01-02-03 LB
 Pauly, Nathan 2004-05-06-07 LB
 Pavlakis, Pete 1984-85-86-87 ILB
 Pavlovick, Bernard 1947-48-49-50
 Paxton, George 1914-15 HB
 Paxton, John 1909-10
 Pears, Erik 2001-02-03-04 OL
 Pears, Morgan 1999-00-01-02 OL
 Pearson, Myron 1957-58-59-60 HB
 Peasley, Paul 1917 G
 Pedersen, Tim 1988 SE
 Peitz, Eric 2007-08-09-10 TE
 Pele, Mino 1985 DT
 Pemberton, Cole 2006-07-08-09 OL
 Pennington, Ira 1965-66 DE
 Pennycook, Forbes 1936-37-38 G
 Pepock, Danny 1978-79 DE
 Peralta, Nolan 2013-14-15-16 TE
 Perrin, Dean 1957
 Peters, Bill 1955 FB
 Peters, Bryce 2016 RB
 Peters, Joe 1934-35-36 B
 Peterson, Charles 1937-38-39-40 B
 Peterson, Rodney 1957
 Peterson, Todd 1995 OG
Pettitt, Cody 2022 LS
 Petty, Manson 1971-72-73 DT
 Phillips, Devin 2018-19-20-21 DL
 Phillips, Jovastis 2018-19 DL
 Phillips, Matt 1992-93-94 WR
 Phillipson, David 1941-42 B
 Pickard, Larry 1967 OE
 Pierre-Louis, Kevin 2012-13-14-15 DB
 Pietrosky, William 1967-68-69-70 C
 Pigge, Charles 1968 TB
 Pitcher, Donald 1949-51-52 G
 Pitcher, Jack 1936-37 G
 Pitcher, Lynn 1925 G
 Pitcher, William 1920-21-22 T/C
 Pittman, Chris 2000-01-02-03 WR
 Pitts, Keith 1982-83-84-85 OLB
 Planks, Henry 1969 TB
 Plath, Cade 2020-21 LB
 Plutt, Phil 1951-52-53 C
 Polendey, Brian 2020-21 TE
 Polka, George 1966-67 DL
 Pollard, Greg 1995-97-98-99 DL
 Polousky, John 1993-94 OC
 Pomeroy, Donald 1961-62 FB
 Ponsford, Reginald 1955-56-57-58 G
 Poole 1903 G
 Poole, Jon 1980-81-82-83 K
 Pope, Tyrone 1983 CB
 Poppino, Gregory S. 1974 LB
 Poremba, Andy 1979-80-81-82 DT
 Porter, Joe 1979-80-81-82 OT
 Porter, Joyce 1995-96-97-98 RB/DE
 Porter, Wallace 1937-38-39-40 G
 Potocnik, William 1957
 Pottofff, Jake 2006-07-08 LB/DE
 Potts, Joe 1928-29 G

Powell, Kirk 1980-82-83 P/LB
 Prah, Eric 1993-94-95 TE
 Pratt, George 1895 HB
 Pratt, Phil 1951-52-53-54
 Prentice, Adam 2017-18-19 FB
 Price, William 1974
 Primus, Greg 1989-90-91-92 WR
 Prince, Frank 1926-27-28
 Pruitt, Dallas 1981-82-83-85 WS
 Pumphely, Roy 1903 HB
 Pyke, Ross 1907 E

Q
 Quackenbush, Tyler 1930-31-32-33 T
 Quine, Sherman 1935-36-37-38 B
 Quinn, Michael 1968 OT
Quinn, Tyler 2022 DL
 Quiroga, Cian 2021 DL

R
 Raab, Jacob 2022 LS
 Radakovich, J.D. 1996 DL
 Radford, Jon 2005-06 LB
 Radisich, Joe 1981 DB
 Ragsdale, Kenya 1991-92-93-94 LB
 Raikes, Jeff 1979-80-81-82 WR
 Ramson, Eason 1996-97 CB
 Randall, Gerald 1962-63-64-65
 Randall, James 1948-49-50-51 HB
 Randle, Dennis 1997-98 CB
 Rankin, Fay "Tex" 1925-26-27 FB
 Ranshaw, Ishmael 1959-60-61-62 FB
 Ranson, James 1949 E
 Rantzau, Peter 1989-90-91-92 K
 Rasmussen, Hubert 1931 FB
 Ratekin, John "Roy" 1918-19-20 G
 Ratzlaff, Steve 1988-89 TE
 Ray, Earl 1944
 Ray, Frank 1917 G
 Rea, Dale 1932-33-34 G/T
 Reading, Charles 1938-39 G
 Reardon, Thomas 1952-53-54
 Rebstock, Pete 1998-99-00-01 WR
 Rector, Herbert 1930-31 T
 Reddy, Cam 2020-21 OL
 Redha, Jassem 2004 LB
 Reed, Earl 1916 HB
 Reed, Oscar L. 1965-66-67 TB
 Reed, Winchell 1957
 Rees, Donald 1951
 Reid, Frank 1921-22-23-24 HB
 Reid, James 1973-74-75-76 OG
 Reid, Loren 1952-53
 Reilly, Drew 2011 DB
 Reimer, Nate 1985-86-87-88 OB
 Reiter, Ross 2018-19-20-21 LS
 Renaud, Adolf 1987-88-89-90 FS
 Rezac, Earl 1980-81 CB
 Rhoades, Ed 1980-81 OT
 Rhodes 1917 T
 Rhoten, Billy 1954-55-56 E
 Rice, Duane 1948-49-50-51 HB
 Rice, Frank 1997-98-99-00 WR
 Rice, Roger 1984 SS
 Richardson, Cecil 1968 TE
 Richardson, Dorsey 1910-11-12
 Richardson, James L. 1964-65-66-67 CB
 Richburg, Weston 2010-11-12-13 OL
 Riddick, Davon 2013 RB
 Riddle, Red 1923 HB
 Rider, Thomas 1938
 Riegel, Albert 1946-47-48-49 T
 Rigneback, James 1942 B
 Rigneback, Sam 1920 HB
 Riggert, Melvin 1952 C
 Ritter, Jack 1934-35
 Rittler, Michael 1963
 Rivera, Tomas 2014-15-16 OL
 Robbins, John 1956
 Roberts, Jared 2012-13-14 K
 Roberts, Kris 1997 DL
 Roberts, Luke 2004-05-06-07 WR
 Roberts, Rushton 2019 DL
 Roberts, W.D. 1939-40-41 E
 Robertson, Frank 1934-35-36
 Robinette, Nard 1956-57 E
 Robinson, Adrian 2016 OL

Robinson, Kiel	2014-15-16-17	LB
Robinson, Ralph "Sag"	1914-15-16	E
Robinson, Thomas	1964-65-66-68	CB
Rock, Robert	1945
Rodeman, Ronald	1960-61-62	FB
Rodgers, Robert	1973
Roebecker, Melvin	1941-42	L
Rogan, Greg	1978
Rogers, Ollie	1934-35
Rogers, William	1957
Roggy, Conner	2012	DB
Rogowski, Mark	1994-95-96	OL
Rohde, Allen	1961-62-63-65	CB
Rohwer, Richard	1970-71-72-73	LB
Roles, James	1964-65-66	HB
Rollins, Bobby	1951-52-53	QB
Romero, Tom	1991-92-93	LB
Rood, Matt	1990-91-92	DE
Ross, Adrian	1994-95-96-97	DL
Ross, Glenn	1945
Ross-Simmons, Justus	2022	WR
Roth, Derrick	1992-93-94-95	LB
Rouen, Tom	1987	P
Roundtree, Toriano	2018	OL
Rucks, Joey	2005-06-07	CB
Ruff, Duan	1998-99-00-01
Rufran, Adonis	2019	DB
Ruiz, Robert	2013-14-15-16	WR
Rule, Steve	1987-88-89-90	LB
Rundahl, Earl	1916	L
Rupp, Matt	2005-06-07-08	DL
Ruppe, Burgess	1957
Rush, Charles	1968
Russ, Raymond	1932-33-34	T/C
Russell, R.C.	1899
Rutledge, Roland	1931
Ruzek, Daniel	1968-69-70-71	CB
Ryan, Edward	1939-41-42	E
Ryken, Nate	2016-17-18	FB
Ryland, Errol	1956

S		
Saipaia, Blaine	1996-97-98-99	OL
Sambraio, Ty	2011-12-13-14	OL
Sanchez, Aaron	2007	RB
Sanchez, Justin	2022	LB
Sand, Garrett	1993-94-95	LB
Sanders, Gary	1952-53-54-55	E
Sanders, Rahsaan	1999-00-02-03	DB
Sanders, Welborn	1951	T
Sandie, Erik	2004-05-06-07	DL
Sandland, Brian	1995	LB
Sandstead, Morris	1929-30-32	QB
Sandusky, Henry	1919-20	HB
Santia, Philbert	1958-59
Sapp, Cecil	2000-02	RB
Sargent, Broderick	2009-10-12	DL
Sartotis, James	1929-30-31	HB
Sauer, Randy	1933-34-35	HB
Savage, William	1948-49
Save, Bryan	2001-02-03	E
Sawyer, Howard	1936	B
Scavarda, James	1952-53-54	HB
Schafer, Wilbur	1909
Schaffer, Bill	1912
Schaller, Eric	1986-87-89-90	DT
Schaumburg, Nick	1997-98-99-00	TE
Scheufler, Gerald	1946-47
Schiele, Lewis	1917-18	QB
Schilling, Michael	1975-76-77	OT
Schlager, Jake	2013-15-16-17	DB
Schmidt, Robert	1957
Schmidt, Todd	1983-84-85-86	NT
Schmitz, William	1968-69	FB
Schneider, Brady	1994-95-96	CB
Schneider, Brian	1990-91-92-93	LB
Schneider, R. Wayne	1957-58-59	HB
Schramm, George	1994-95	P/DE
Schreengost, Jeff	1974-75	FL
Schroeder, Gary	1960-61-62-63	E
Schubert, Roy	1961-62	HB
Schultz, Steve	1984-85	FL
Schupp, Jonathan	2013-14-15-16	DL
Scott, Braylin	2015-16-18	DB
Scott, E.J.	2018-19-20-21	WR
Scott, Greg	1988	TE
Scott, Harry	1916-19-20	FB

Searcy, Willie	1980-81-82	DB
Seibert, Ned	1981	RB
Seiger, Greg	1978-79	LB
Selby, Tom	1921	T
Serchia, Phil	2008	OL
Seyfried, Robert	1946-47-48
Seymore, Adam	2007-08-09-10	TE/DE
Shalla, Tom	1954
Shanahan, Jim	1988	NT
Shanks, Kenneth	1929-30-31	HB
Sharpe, Greg	1969-70	TE
Shaw, Marcus	2009-10-11-12	CB
Sheaffer, Keith	1989-90-91	TE
Shearer, Jerry	1966-68-69	S
Sheeley, Art	1919-20	G
Sheehy, Kevin	1978-79-80-81	LB
Shellabarger, William	1926-27
Shepardson, Charles	1914-15-16	C
Sheppard, Peter	1993
Sherman, Bill	1983	FL
Sherwood, Courtney	1941	L
Shirlaw, Skip	1988-89-90	DT
Shohet, David	1998-99-00-01	OL
Shull, Justin	1993-94-95-96	TE
Shutts, Walter	1920-21-22	HB
Siebert, Earl	1960	T
Sieg, Trent	2014-15-16-17	LS
Silkman, Terry	1973
Silver, Wendell	1969-70-71
Simmons, Richard	1945
Simmons, Scott	1969-70-71	QB
Simmons, Tyree	2013-14-15-16	DB
Simon, Donald	1965	HB
Simon, Jonathon	2002-04	DL
Simpson, Allen	1972-73-74	OG
Sims, Chancey	1988-89-90-91	CB
Sisson, Mychal	2008-09-10-11	LB
Sivers, Wendell	1941-42	E
Skelton, James	2009-10-11-12	LB
Slatic, Terry	1981-82	OT
Sloan, Marvin	1946-47
Smaller, Kane	2003	LB
Smith, Arthur K.	1978	FB
Smith, Blake	2004-05-06-07	DL
Smith, Boyd	1945
Smith, Brady	1993-94-95	DE
Smith, Buddy	1956	QB
Smith, Caleb	2017-18	LB
Smith, Conner	2012	QB
Smith, Connor	2008-10	OL
Smith, Elijah-Blu	2008-09-10-11	DB
Smith, Ezra	1922-24	T
Smith, Harold K.	1923	HB
Smith, James R.	1966	G
Smith, Jason	2005-06-07-08	K
Smith, Jerry	1956	G
Smith, John	1967
Smith, Leon	1998-99	TE
Smith, Lucas	1998-99-00-01	DL
Smith, Mark	1990-91-92-93	TE
Smith, Myron	1965-66	HB
Smith, Perry	1971-72	CB
Smith, R.	1929
Smith, Rod	1983-84-85-86	CB
Smith, Shelley	2007-08-09	OL
Smith, T.A.	1930-31	E
Smith, Trey	2016-17	WR
Smith, Wayne	1969	OB
Smith, Wilford	1925	C
Smith-Sams, Mark	1992-93	LB
Smotherman, Derek	1993	TE
Smylie, Frank	1971-72
Snapp, Bernard	1930-31-32-33	G
Snively, Owen	2022	OL
Snodgrass, Robert	1924	E
Solecki, Todd	1996	DL
Solominsky, Michael	1967-68-69	DG
Somerville, Jared	1958-59
Sommersell, Andre	2000-01-02-03	LB
Sondrup, James	2000-01-02-03	TE
Sondrup, Ronald	1970-71	OT
Sorenson, J.C.	1912-13
Southcote, Geoffrey	1903	G
Sowell, Don	1984-85	ILB
Spackman, Jerry	1965	OE
Speas, John	1941-42	B
Speiser, Alfred	1924	G

Spencer, Eugene	1949-50-51-52	E
Sperl, Thomas	1962	E
Sperry, Joseph	1966-68-69	DT
Sperry, Kory	2004-05-06-08	TE
Sprague, Aaron	1998-99-00-01	DB
Sprague, Russell	2000-01-02-03	WR
Spratlin, Robert	1939-40-41-42	L
Springs, Paul	1965-66-67-68	DT
Springston, Joe	1933-34-35-36	G/T
Spronk, Bruce	1971	K
Square, Alex	2006-08-09	RB
Square, Johnny	1972-73-74-75	RB
St. Clair, Richard	1958-59-60-61	G
St. Clair, Steven	1970-71-72	RB
Stafford, Bill	1982-83	OG
Standifer, Steve	1993-94-95	DB
Stanko, Frank	1948-50-51	E
Starr, Mark	2007-08-09-10	TE/OL
Steele, Byron	2010-11	WR
Steffen, Orville	1941-45-46	L
Stehouwer, Kenneth	1956-57	T
Stehouwer, Ronald	1955-56-58-59	T
Stemrick, Gregory	1970-71-73	SE
Stephens, Paul	1928-29-30	HB
Stephenson, John	1952-54	HB
Stevens, Nick	2014-15-16-17	QB
Stevenson, Harry	1968-69
Steward, Guy	1972-73	CB
Steward, Josh	1999-00-01	LB
Stewart, Dennis	1967-68-69-70	OG
Stewart, Douglas	1905-06-07-08
Stewart, Logan	2019-20-21	DB
Stewart, Sam	2009	DE
Stinnett, James	1939-40-41	E
Stockdale, Cecil	1978-79	WR
Stockham, Tom	1971	FS
Stoddard, Orville	1946-47
Stoeklin, Bruce	1972-74-75	OC
Stolarz, Thomas	1969	LB
Stonehouse, Ryan	2017-18-19-20-21	P
Stormont, T.J.	2019	OL
Stouffer, Kelly	1984-85-86	QB
Strain, Glen	1936-37	B
Strange, Charles	1920-21	SS
Stratman, Bob	1988-89-90-91	G
Stratton, Ben	2002-03-04-06	DB
Stratton, Dane	2005-06-07-08	OL
Straub, Arlan	1950
Strell, John	1961-62-63-64	G
Strickland, Sanjay	2021	LB
Strode, Andrew	1991-92-93-94	CB
Stroh, Bill	1917	C
Strong, William "Big Bill"	1913-14-15	FB
Stubbs, James	1925	T
Stuber, Tim	1997-98-99-00	OL
Stuby, Dale	1964-65-66-67	OT
Stucker, Grant	2008-09	QB
Stucker, Lyle	1947-48-49-50	FB
Stuebbe, Jan	1973	QB
Stukes, Alan	1967-68	OT
Sturdevant, Henry	1900	T
Stuver, Earl	1909
Summers, Edward	1914-15	T
Summers, John	1957
Surls, Larry	1963	E
Sustrick, Edward	1934-35
Sutherland, Robert	1956-57	C
Sutton, Bill	1975
Sutton, Trey	2018	LB
Svoboda, Brad	1998-99-00-01	WR
Swan, George	1907	E
Swan, James	1967	CB
Swanson, John	1960-62-63	E
Swarn, Terry	1965-66-67-68	O
Sweet, Justin	2014-15-16-17	DB
Sweitzer, Paul	1917-18-19	HB
Swesey, Patrick	1973-75-76	TE

T

Talbot, Chris	1958-59
Tanyi, Lanston	2012	DE
Tarver, Larry	1970-71-72-73	FB
Tarver, Mel	1973
Tashiro, Josh	2011	OL
Tavener, Caryl	1941-42-45	L
Tavener, William	1951-52-53-54	G
Taylor, Thomas	1965	HB

Taylor, Amos	1931	G
Taylor, Dee	1949-50	C
Taylor, Demontrie	2015	LB
Taylor, Jeff	2016-17-18-19	OL
Taylor, Jim	1982-83	DB
Taylor, Richard	1910	
Taylor, Willie	1995-96-97-98	LB
Tedford, Ben	2010-11	TE
Tejeda, Andy	1985	P
Templer, Tom	1978-79-80-81	P
Teofilo, Jedidiah	2012	LB
Terry, Jonathan	2020-21	K
Terry, Myron	1995-96-97-98	DB
Tesone, Ron	1985-86-87	CB
Tew, Larry	1954-55-56-57	G
Thenell, Tom	1981-82	OB
Thomas, Arlen	1953-54	RB
Thomas, Earlie	1967-68-69	CB
Thomas, Jaylen	2019-21-22	RB
Thomas, John	1956	G
Thomas, Momo	2008-09-11-12	CB
Thomas, Pete	2010-11	QB
Thomas, Purdom	1960-61-62	G
Thomas, Tre	2015-16-17-18	LB
Thomas, Wallace	1999-00-01-02	DE
Thomison, Donald	1958-59-60	E
Thompkins, Al	1991	OT
Thompson, Darnell	2016-17	DL
Thompson, Darryl	1970-71	B
Thompson, Deron	2014-15	RB
Thompson, Ezra	2010	DB
Thompson, Floyd	1945	
Thompson, Gary	1985-86-88-89	LB
Thompson, Herbert	1915-16	T
Thompson, Keith	1946-47-48	G
Threatt, Curtis	1961-62	T
Thuelin, Paul	1938-39	G
Thurston, Paul	2016	OL
Tiedgen, Zach	2009-11-12	DE
Tillman, Greg	1980-81	DB
Tillman, Tim	1992-93	TE
Tinsman, Earl	1924-25	E
Tippeconnic, Eric	1987-88-89-90	LB
Tipton, Kurt	1981	WR
Tisdale, Jason	1991	FL
Toliver, John	1931-32-33	HB
Tolos, Chris	1941	G
Tomlin, Floyd	1931	QB
Tonga, Calvin	2012-13	DT
Torgerson, Bruce	1968-69-71	C
Torrey, John	1919-21-22-23	K
Torzala, Dan	1969-70	E
Townsend, Charles	1932-33	E
Toyne, Llewellyn	1925	
Tracey, James	1971-72-73-74	OC
Trammell, Steve	1995-96-97	DE
Treacy, John	2003-04	LS
Treffisen, Fred	1923-24-25	G
Troxell, Wade	1974-75-76-77	OC
True, Harry	1901-02	QB
Trumble, Jim	1978	TE
Trumper, Rod	1985-86-87	SS
Tubbs, James	1957	
Tucci, Alex	2012	DB
Tufte, Steve	2002	DL
Tuioti, Teivis	2022	DL
Tuitelle, Ula	1996-97-98-99	LB
Turner, Fred	1903	FB
Turner, Geoff	1996-97	WR
Turner, Paddy	2022	P
Turner, Paul	1993-94-95-97	WR
Turner, Russell	1962	G
Tyler, John	1936	G/T
Tyler, Mark	1987-88	K
Tymkovich, Michael	1949-50-51	C
Tymkovich, William	1948-49-50	T
Tyrrrell, Todd	1984-85-86-87	SE

U

Udofia, Willie	2013-14	DB
Ueland, Jon	1998-99	WR
Uhl, Derrek	1995-96-97-98	TE
Ulaszek, Tony	1992-93-94	DT
Unrein, Terry	1981-82-84-85	DT
Upton, Jack	1977-78	TE

V

Vaden, Jordan	2013-14-15-16	WR/CB
Van Dyke, Dean	1932-34-35	C/T
Van Dyke, Robert	1966-67	DE
Van Horn, Kyle	2006-07	RB
Van Lant, John	2001-02	OL
Van Pelt, Bradlee	2001-02-03	QB
Van, Ronald	1969	
Vance, Alvin	1941-42	B
VanderMolen, Chad	2009-11	K
Vasey, Robert	1950-55-56	T
Vaughn, Eric	1995-96-97-98	DE
Vaughn, Sterling	1929-30-34	
Vaughn, William T.	1928-29-30	FB
Verdugo, Kevin	1989-90-91	QB
Vernon, Gary	1968-70-71	OG
Verti, Robert	1967-68-69	WB
Vickers, Carlyle	1925-26-27	
Vickers, David	1999-00-01-02	DB
Vinson, Dominique	2010-11-12	DB/WR
Vivens, A'Jon	2020-21	RB
Volz, Leonard	1933-34-36	HB
Vomhof, Bob	2004-05-06-07	DE
Vomhof, Michael	2001-04	DE
Votaw, James	1970-71	S

W

Wa-Kalonji, Mukendi	2022	DL
Wade, Adam	1999-01-02	LB
Wade, William	1959-60	QB
Wagner, Julius	1923-24-25	G
Wagner, Rex	1946	
Wagner, William	1932-33-34-35	HB/E
Waite, David	1974-75	LB
Waite, Robert	1974-75-76	
Waldvogel, Donald	1948-49-50	
Walker, Jaden	2017	S
Walker, Johnny	2004-05-06-07	WR
Walker, Louie	1972-73	MLB
Walker, Robert	1957	
Walker, Steven	2014-15	TE
Walker, Tristan	2003-04-05-06	RB
Wallace, Adam	1995-96	OL
Wallace, Thomas	1970-72-73	FB
Waller, Michael	1969	DT
Wallington, Bill	1923	HB
Walt, Ivan	1928-29-30	G
Walt, Lewis	1932-33-34	G/T
Walter, Tim	2006-07-08-09	C
Walter, Wayne	1956	HB
Walters, Jermaine	2006-07	DB
Walters, Lee	1948-49-50	C
Ward, Brandon	1991	DT
Ward, Rick	1991-92	LB
Ward, Van	1992-93-94-95	FB
Warnock, Duane	1942-46-47	L
Warren, Dennis	1974-75	LB
Washington, Damon	1995-96-97-98	FB
Washington, Harry	1975-76	WR
Washington, Melvin	1975-76	DC
Wasson, Benjamin	1971	OG
Watkins, Royal	1973	RB
Watson, E.J.	1993-94-95	FB
Watson, Josh	2015-16-17-18	LB
Watson, Scott	1978-79	LB
Watson, William	1937-38-39-40	B
Wayker, Charles	1954-55-56	FB
Weaver, James	1962-63-64-65	C
Webb, Phil	1969-70	CB
Webber	1985	CB
Weber, Chase	2004-05-06	DB
Weber, Robert	1951-52-53-54	C
Webster, Albert	1911	
Webster, Daniel	1980-81	K
Weems, Matt	2010	TE
Weeter, Bruce	1965	WR
Wehlage, Gary	1985-86	SS
Wells, Tim	1987	CB
Wendel, Lewis	1936-37-38-39	C
Wesley, Barry	2018-19-20-21	OL
West, Alan	1969	SE
West, Raymond	1913-14-15	G
Wheelock, Mike	1980-81-82	OT
Wherry, Monty	1989-90	LB
White, Albert "Red"	1928-29-30	HB
White, James	1968-69-70	OE

White, Jordan	2014	TE
White, Mark	1957	HB
White, Wilbur "Little Red"	1932-33-34	HB
Whitehouse, Scott	1984-86-87-88	HB
Whitmer, Adam	1988-89-90-91	OG
Whittier, Ty	2008-09-10	DL
Wigle, Douglas	1921-22	G/T
Wilhelm, Kenneth	1948-49-50-51	DB
Wilk, Eric	1972-73-74-75	HS
Wilkinson, Daren	1995	QB
Wilkinson, DeAngelo	2007-09-10	CB
Williams, Alex	2008-09-10	LB
Williams, Bernie	1925-26-27	
Williams, Charles	1978-79	CB
Williams, Darryl	2005-06-07	DB
Williams, Eric	2013-14-15-16	RB
Williams, Gary	2021-22	TE
Williams, James	1964-65	
Williams, Jerome	2005-06	OL
Williams, Jordan	2022	TE
Williams, Keith	2019-20-21	DL
Williams, Lenzie	2000-01-02	DB
Williams, Preston	2018	WR
Williams, Roy	1991-92-93	DB
Williams, Wayne	1965-66-67-68	DL
Williams, Xavier	2014-15	WR
Willis, Frank	1956-57-58-59	HB
Willis, Sean	1988-89	SE
Willis, Doug	1984-85-86-87	DE
Wilmott, Carl	1973	LB
Wilson, Chase	2020-22	LB
Wilson, Curtis	2011-12-13	DL
Wilson, Dan	1986-87-88-89	WS
Wilson, Donald	1960	
Wilson, Frank	1913	
Wilson, James	1946-47	
Wilson, Larry	1980-81-82-83	FS
Wilson, Marcus	2017	WR
Wilson, Richard	1948-49-50-51	T
Wilson, Roland	1928-29-30	C
Wilson, Ronald	1958-59	QB
Wilson, Woodrow	1912	
Winger, Tom	1940-41	
Winkoff, Herbert	1924, 26-27	HB
Winn, Gordon "Fire Chief"	1932-33-34-35	HB
Wise, Darius	2017-18	WR
Witscosky, Leonard	1939-40-41	T
Witt, John	2004-05	LB
Wohleuter, Dennis	1958-59-60-61	HB
Wolcott, Roger	1934-35	
Wolf, Casey	1997-98-99-00	DL
Wolf, Fred	1954-55-56-57	G
Wolf, Jack	1952-53-54	G
Wolfe, Robert	1963-64-65-66	QB
Wood, Claude	1919-20	E
Wood, Daniel	1964-65	LB
Wood, Drew	2000-01-02-03	LB
Wood, Henry	1911	
Wood, Warren	1960	
Woodburn, Albert	1936	T
Woodbury, Mark	2012	RB
Woodhams, Don	1930	
Woods, Michah	2003	LB/DL
Woods, Oliver	1946-47-48	
Woods, Paul	1937	G
Woods, Thal	1998-99-00-01	DB
Woodward, Terry	1937-38	E
Woody, Eric	1975-78-79	LB
Woolen, Virgel	1918	E
Woolstenhulme, Cory	1999-00	TE/HB
Work, Blair	1949-51-52	HB
Workman, Eli	1994-95-96-97	TE
Worthington, Robert	1917-18-19	T
Wrenn, William	1959-60-61-62	QB
Wright, Beryl	1940	E
Wright, Dante	2019-20-21	WR
Wright, Grayden	1928	
Wrochloff, Laurence	1928	
Wurtz, Gene	1946	
Wykert, Jeffie L. "Jack"	1922	HB
Wynn, Dexter	2000-01-02-03	DB

Y

Yarrington, Lyle	1948-49-50	T
Yemm, Matt	2008-09-10-11	WR
Yert, Todd.....	1987-88-89-90	FB
Yoes, Miles.....	1921	W
York, Douglas.....	1961-62	G
Young, Melville	1931	G
Young, Russell.....	1906-07	QB
Youtwey, Guy	1941-42	
Yurosek, Derek	1991-92-93	OG
Yurosek, Michael.....	1963-64-65	E

Z

Zackery, Lorenzo.....	1981-82	DB
Zadeh, Reza	1997	DL
Zadigan, Jack	2003	TE
Zadigan, John	1969	OT
Zaleski, Gerald	1951-52-55	HB
Zampedro, Leo	1959-60	
Zeller, Danny	1973-74-75-76	DC
Zendor, Perry.....	1903	G
Zenno, Terrence.....	1993-94-96	WR
Zerblis, Fred	2013-14-15-16	OL
Zick, Scott.....	2008-09-10	DB
Zubradt, Tim	1982-83-84-85	WS

Five-Time Lettermen

Babich, Fred	1971-72-73-74-75	TE
Carter, Cam'Ron.....	2018-19-20-21-22	LB
Crowell, Rick	1996-97-98-99-00	LB
Davis, Kevin.....	2012-13-14-15-16	LB
Jackson, Dequan.....	2018-19-20-21-22	LB
Jones, Emmanuel	2017-18-19-20-21	DL
Stonehouse, Ryan.....	2017-18-19-20-21	P

GENERAL

THE RAMS

2022 REVIEW

HISTORY

UNIVERSITY

A		
Ackerley, Mike	Defensive Line	1973-79
Addazio, Louie	Offensive Line	2020-21
Allen, Larry	Tight Ends/H-Backs	1986-88
Anastasia, John	Backfield Coach	1957
Anderson, George	Head Freshman Coach	1923-24
	Assistant Coach	1925
Applewhite, Bryan	Running Backs	2015-17
	Running Backs/Recruiting Coordinator	2018-19
Arney, Charles	Defensive Coordinator	1973-75
	Linebackers	1976
	Offensive Coordinator	1977-79
Arnold, Dave	Special Teams/Tight Ends	2004-06
	Special Teams	2007

B		
Bailey, Alex	Wide Receivers	2021
Baker, Lou	Backfield Coach	1962
Baldwin, Dave	Offensive Coordinator/TE	2012
	Offensive Coordinator/QB	2013-14
	Defensive Line	2005-06
Ballard, Karl	Defensive Line	2005-06
Banks, Freddie	Defensive Coordinator/DB	2022-23
Bates, Gene	Special Teams	1974
Beake, John	Offensive Coordinator	1975
Beattie, Dan	Assistant Coach	1939
Bedford, Vance	Secondary	1987-92
Benton, John	Offensive Line	1995-2000
	Co-Offensive Coordinator/OL	2001-03
Bergman, Walter	Assistant Coach	1942
Best, Bill	Offensive Line	2022-23
Bibent, Maury	Defensive Coordinator	1970
Booth, Cody	Tight Ends	2020-21
Bounds, Phil	Linebackers	1982-83
	Inside Linebackers	1985
	Defensive Coordinator	1986
Bowman, Urban	Assistant	1964, 69
	Offensive Line	1964-65
	Defensive Line	1966-68
Brady, Robert	Assistant Freshman Coach	1928
Brown, Scott	Defensive Line	2008-10
Brumit, Jerry	Offensive Backs	1972
Brusse, Joe	Assistant Coach	1914-15
Bryant, Jamie	ST Coord./Safeties	2016-17
Budmayr, Jon	Offensive Coordinator/Quarterbacks	2021
Butler, Charles	Offensive Line	1972

C		
Caddas, Chester	Defensive Coordinator	1979-81
Caley, William	Assistant Coach	1903
Carlson, J.	Assistant Coach	1905
Cartwright, Kit	Quarterbacks	1989-92
Chapman, Wayne	Linebackers	1971-72
Chinn, Dennis	Offensive Line	1973
Clark, Bernard	Linebackers	2011
Clough, Scott	Defensive Line	1985
	Inside Linebackers	1986-88
Collins, Bobby	Backfield Coach	1956
Conti, Fred	Defensive Coordinator	1971-72
Cosgrove, Kevin	Inside Linebackers	1989
Cox, Joe	Tight Ends	2016-19
Cowel, Bo	Assistant Coach	1946
Craver, Bill	Line Coach	1962-63
Cribari, Joe	Line Coach	1957-60
	Assistant	1961
	Freshman Coach	1962
	End Coach	1963
	Assistant	1964
	Defensive Backs	1965
	Head Freshman Coach	1966-68
	Assistant Coach	1969-71
Cronin, Sean	Linebackers	2020-21
Cross, Floyd	Assistant Coach	1915
	Assistant Freshman Coach	1925
	Head Freshman Coach	1927-36

D		
Dalton, Kay	Offensive Coordinator	1987-88
Daniel, Clarence	Defensive Backs	1966-69
Davis, Bob	Freshman Coach	1956-57
Davis, James	Line Coach	1956
Davis, John	Head Freshman Coach	1937-38
	Assistant Coach	1939

DeBord, Mike	Offensive Centers/Guards	1990-91
Decker, E.L.	Assistant Coach	1913
Dede, Karibi "Kap"	Outside Linebackers/Nickels	2020-21
Delaney, Mick	Running Backs/Admin. Asst.	1993-97
	Running Backs	1998-2007
Dennison, Tim	Linebackers	1980-81
DiFede, John	Wide Receivers	1979
	Running Backs	1980-81
	Quarterbacks/Receivers	1982
Dole, Bill	Offensive Line	1980-81
Driscoll, Mark	Receivers	1977-78
	Quarterbacks	1979
Drury, Don	Defensive Line	1971-72
Duffie, Tim	Cornerbacks	2008-10
	Secondary	2011
Duncan, Mark	Line Coach	1947-52
	Backfield Coach	1953-54

E		
Eastlack, Leon	Assistant Coach	1942
Ehlers, Tom	Outside Linebackers	1989-92
	Defensive Ends	1993-2004
Elder, Maurice	Assistant Coach	1942, 1945-46
Engleberg, Louis	Head Freshman Coach	1939
English, Marty	Co-Defensive Coordinator/LB	2012-14
	Linebackers	2015
	Defensive Coordinator/LB	2016-17

F		
Fair, Terry	Cornerbacks	2015-17
Fairchild, Steve	Quarterbacks	1993-96
	Offensive Coordinator/Quarterbacks	1997-00

Finley, James		
Tight Ends		
Fitch, Todd	Running Backs	1992
Foerster, Chris	Offensive Line	1985-87
Frazier, Derek	Offensive Line	2012-14
French, Larry	Linebackers/Ends	1967-68
Friend, Will	Offensive Coordinator/OL	2015-17
Frisbie, Otto	Head Freshman Coach	1915
Funk, Darrell	Special Teams/Tight Ends	2003
	Offensive Line	2004-07

G		
Garvin, Jim	Freshman Line Coach	1962
Gerhart, Doug	Offensive Coordinator	1973-74
Gibson, Chase	Co-Special Teams Coordinator/LB	2018-19
Gilmore, Keith	Defensive Line	2018-19
Gough, John	Offensive Line	1974-78
	Offensive Coordinator	1979
Griffith, Clarence	Assistant Coach	1900, 1903
Guiton, Kenny	Wide Receivers	2020

H		
Hammerschmidt, Dan	Wide Receivers	1996-2000
	Co-Offensive Coordinator/QB	2001-03
	Offensive Coordinator/QB	2004-06
	Co-Offensive Coordinator/QB	2007
	Wide Receivers/Passing Game	2010-11
Hammerschmidt, Jeff	Special Teams Coordinator/RB	2012-14
	Special Teams Coordinator/TE	2015
Hancock, John	Offensive Backs	1973-76
Hanks, Bill	Freshman End Coach	1962
Harper, Joe	Assistant	1961
Harris, Cleveland	Offensive Ends	1970-71
Hawkins, Herb	Head Freshman Coach/Recruiting	1973
	Varsity-Reserve Coach	1974
Heater, Chuck	Defensive Coordinator/ILB	1991-92
	Defensive Coordinator/Safeties	2020-21
Helow, George	Safeties	2018-19
Henington, Scott	Defensive Coordinator	1977-78
Hickey, Bill	Offensive Line	1966-69
Hill, Anthony	Running Backs	2008-10
	Tight Ends	2011
Hillyer, Jim	Offensive Ends	1969
Hines, Ken	Linebackers	1973
Holtz, Skip	Wide Receivers	1989

J		
Jancek, John	Defensive Coordinator	2018-19
Jermier, John	Linebackers	1969-70
Johnson, Jerry Bob	Quarterbacks Coach	1955
Johnson, Rick	Secondary	1982-83
Johnson, Dave	Offensive Coordinator/OL	2018-19
Jones, Nick	Co-Special Teams Coordinator/TE	2019

K		
Keller, Ollie	Quarterbacks/Receivers	1976
Kerr, Larry	Defensive Coordinator	1993-94
	Defensive Coordinator/LB	1995-2002
	Asst. Head Coach/DC	2008-11

L		
Lanham, Paul	End Coach	1962
	Backfield Coach	1963
	Assistant	1964
	Offensive Backs	1965-69
Lavan, Al	Offensive Ends	1972
Lavik, Rudy	Assistant Coach	1925-27
Lay, Dave	Offensive Line	1982-84
	Offensive Coordinator	1985-86
	Offensive Coordinator	1993-96
	Co-Offensive Coordinator/TE	2007
Lee, Ron	Defensive Backs	1993-2000
Letson, Ronnie	Quarterbacks	2015-17
	Asst. Head Coach/QB	2018-19
Lewis, Larry	Safeties/Special Teams	2008-10
	Running Backs/Special Teams	2011
Lewis, Eric	Cornerbacks	2018
Lisle, Sam	Wide Receivers	1980
Logo, Ricky	Defensive Line	2015-17
Lolotai, Al	Assistant Coach	1950
Loney, Steve	Asst. Head Coach/Tackles/TE	1989-92
Lubick, Marc	Wide Receivers	2005-07
	Tight Ends	2008-09
Lubick, Matt	Wide Receivers	2001-04
Lubick, Sonny	Offensive Coordinator/RB	1982-84
Lupfer, Greg	Defensive Line	2012-14
Lynch, Joey	Offensive Coordinator/QB	2020

M		
MacDonald, Andy	Offensive Coordinator	1970-71
Magazu, Dave	Offensive Centers/Guards	1992
	Offensive Line	1993-94
Mangels, Art	Freshman Coach	1963
Mazzone, Noel	Quarterbacks/Receivers	1983-86
McDonald, Lora	Backfield Coach	1936-40
McGraw, Hersh	Assistant Coach	1956
McGraw, Thurman	Line Coach	1955-57
McMahon, Thom	Defensive Backs	1974-78
Meyer, Pat	Offensive Line	2008
	Offensive Line/Run Game	2009
	Offensive Coordinator/OL	2010-11
Meyer, Urban	Wide Receivers	1990-95
Moore, Thurmond	Defensive Line	1997-98
Morris, Glenn	Backfield Coach	1934-35
Moses, Jeremy	Running Backs	2022-23
Mullison, Don	Line Coach	1952-55
Mumme, Matt	Offensive Coordinator/QB	2022-23

N		
Napier, Billy	Asst. Head Coach/Quarterbacks	2012
Nye, William	Assistant Coach	1918

O		
Oltmann, Leon	Head Freshman Coach	1969

P		
Paone, Al	Line Coach	1975
	End Coach	1976
Patton, Marcus	Cornerbacks	2022-23
Perkins, Anthony	Cornerbacks	2019-21
Perry, Tommy	Special Teams Coordinator	2022-23
Peterson, Greg	Off. Coordinator/Recruiting Coord.	2008-09
Pilapil, Adam	Linebackers	2022-23
Plese, Elliot	Assistant Freshman Coach	1957
	Freshman Coach	1958-61
Plutt, Phil	Assistant	1964
	Head Freshman Coach	1965

Q		
Quinlan, Art	Assistant Coach	1945

R		
Reed, Coach	Assistant Coach	1916-17
Richardson, Harold	Defensive Coordinator	1987-88
Rider, Craig	Offensive Line	1982
	Defensive Line	1983-84
	Outside Linebackers	1985-88
Riddle, Harvey	Assistant Freshman Coach	1924

Rollins, Bob	Assistant Freshman Coach	1954
Ryan, Joe	Backfield Coach	1927-33

S		
Salem, Tim	Running Backs	1989-90
Sandahl, Al	Offensive Coordinator	1980-81
Sanders, Marvin	Secondary	2001-02
Saunders, Bill	Assistant Coach	1920-23
	Line Coach	1925-27

Savage, Chad	Wide Receivers	2022-23
	Recruiting Coordinator	
Schneider, Brian	Special Teams/Tight Ends	1997-2002
Schudel, Paul	Offensive Line	1970-71
Seeley, Brad	Offensive Line	1980
Shepardson, Charles	Assistant Coach	1919
	Head Freshman Coach	1920-22
	Assistant Coach	1924

Sidwell, Dave	Defensive Line	1980-81
Simmons, Al	Co-Defensive Coordinator/DB	2012-14
Skipper, Tim	Linebackers	2012
	Assistant Head Coach/LB	2013-14
Skladany, John	D. Tackles/Special Teams	1993-95
	Defensive Line/Special Teams	1996

Sloan, Gary	Defensive Coordinator/DT	1982
	Defensive Coordinator	1983
	Defensive Coordinator/DT	1984
	Defensive Coordinator/NT	1985
	Asst. Head Coach/Admin. Asst.	1986-88
Smith, Antoine	Tight Ends	2020
	Asst. Head Coach/Defensive Line	2021

Sneddon, Bob	Backfield Coach	1947-51
Stanard, Steve	Defensive Coordinator/LB	2003-07
Stroud, Todd	TE/FB/Recruiting Coordinator	2010
	Defensive Line	2011

Stubler, Rich	Offensive Assistant Coach	1978
	Secondary	1979-81
Summers, Tyson	Defensive Coord./Safeties	2015
Szabo, Steve	Defensive Coordinator/D. Line	1989
	Defensive Coord./Inside LB	1990

T		
Taylor, Eugene	Assistant Coach	1945
	Assistant Freshman Coach	1949
Tomlinson, Dick	Line Coach	1958-60
Trgovac, Mike	Defensive Line	1990-91
Troxel, Harry	Assistant Freshman Coach	1948

V		
Valero, Art	Tight Ends	2013-14


W		
Wagner, Julius	Line Coach	1927-41
	Head Freshman Coach	1947-55
Walch, Vernon	Freshman Backfield Coach	1962
Ward, James	Defensive Backs	2003-07
Weber, Bob	Assistant	1964
	Defensive Line	1965
	Assistant	1966

Wederquist, Craig	Defensive Line	1992
White, Brian	Sr. Assoc. HC/Running Backs	2020-21
Whitted, Alvis	Wide Receivers	2012-18
Whitworth, Rocky	Defensive Backs	1985-86
	Receivers	1987-88

Wilkinson, Daren	QBs/Asst. Recruit. Coord.	2008-11
Williams, Bill	End Coach	1957
Williams, Buddha	Defensive Line	2022-23
Williams, Jesse	Defensive Line	1999-2007
Williams, Jim	Assistant Freshman Coach	1955
Willis, Lenny	Running Backs	1991
Woods, Oliver	Backfield Coach	1958-60
	Assistant	1961

Wylie, Bob	Offensive Centers/Guards	1989
------------	--------------------------	------

Y		
Youngs, Ed	Defensive Line	1970



LARGEST CROWDS TO SEE COLORADO STATE

Date	Opponent	Att.	Result
Sept. 3, 2022	at Michigan	109,575	L, 7-51
Sept. 16, 2017	at Alabama	101,821	L, 23-41
Sept. 21, 2013	at Alabama	101,821	L, 6-31
Sept. 2, 1989	at Tennessee	93,652	L, 14-17
Sept. 19, 1981	at Tennessee	93,272	L, 0-42
Sept. 5, 1987	at Tennessee	92,921	L, 3-49
Sept. 11, 2004	at USC	85,521	L, 0-49
Sept. 15, 2018	at Florida	80,021	L, 10-48
Sept. 21, 1985	at LSU	78,491	L, 3-17
Sept. 14, 1991	at Nebraska	76,379	L, 14-17
Aug. 30, 2003	vs. Colorado*	76,219	L, 35-42
Sept. 5, 1998	vs. Colorado*	76,036	L, 14-42
Sept. 25, 1993	at Nebraska	75,625	L, 13-48
Sept. 28, 1996	at Nebraska	75,575	L, 9-65
Aug. 31, 2002	vs. Colorado*	75,531	W, 19-14
Sept. 1, 2001	vs. Colorado*	75,022	L, 14-41
Sept. 1, 2017	vs. Colorado*	73,932	L, 3-17
Sept. 4, 1999	vs. Colorado*	73,438	W, 41-14
Sept. 17, 1988	at Arizona State	70,822	L, 17-28
Aug. 31, 2018	vs. Colorado*	70,158	L, 13-45

* - Game played in Denver

Home Attendance Records

Year	Record	Avg.	Att.	Top Crowd (Opponent)
1968	0-5	18,603	93,013	28,909 (Air Force)
1969	3-2	14,342	71,710	29,317 (BYU)
1970	3-2	20,936	104,682	24,480 (Wyoming)
1971	2-3	17,090	85,448	25,101 (Arizona State)
1972	1-4	19,481	97,404	23,221 (Air Force)
1973	2-4	22,900	114,501	27,103 (Utah State)
1974	3-1-1	20,476	102,379	24,472 (Nevada)
1975	2-3	21,500	107,499	28,191 (Arizona State)
1976	4-1	23,032	115,159	32,572 (Wyoming)
1977	5-1	21,424	128,546	29,110 (BYU)
1978	2-3	22,295	111,476	28,651 (Wyoming)
1979	2-3	22,439	112,196	27,257 (Utah)
1980	3-2	24,944	124,722	31,087 (Wyoming)
1981	0-5	18,792	93,961	25,257 (San Diego State)
1982	3-2	23,851	119,253	28,652 (Wyoming)
1983	4-1	22,521	112,607	28,652 (Air Force)
1984	2-3	23,295	116,473	28,671 (BYU)
1985	3-2	18,622	93,112	26,881 (BYU)
1986	4-1	22,701	113,507	31,856 (Wyoming)
1987	1-4	23,549	117,743	38,129 (Colorado)
1988	1-4	26,205	131,025	33,979 (Colorado)
1989	2-2-1	24,835	124,174	30,955 (Air Force)
1990	6-0	26,577	159,461	30,111 (Wyoming)
1991	2-3	25,062	125,309	31,977 (Air Force)
1992	2-4	18,876	113,258	25,307 (Utah)
1993	3-2	22,000	110,000	24,093 (Air Force)
1994	5-1	31,299	187,796	39,107 (Utah)
1995	3-2	27,973	139,867	36,650 (BYU)
1996	4-2	28,885	173,308	36,371 (Colorado)

Record in Canvas Stadium (2017-Pres.): 12-19 (.387)
 Record in Hughes Stadium (1968-2016): 146-113-2 (.565)

Total Attendance in Canvas Stadium: 833,341
 Total Attendance since 1968: 7,031,466

Season	Record	Avg.	Att.	Top Crowd (Opponent)
1997	4-1	29,795	148,973	34,071 (Air Force)
1998	3-1	31,292	125,169	34,320 (Wyoming)
1999	4-1	27,577	137,884	32,011 (Air Force)
2000	5-0	27,533	137,663	31,700 (UNLV)
2001	3-2	27,563	137,814	31,580 (Fresno State)
2002	4-1	30,461	152,307	32,151 (Wyoming)
2003	4-2	30,631	183,786	32,701 (Air Force)
2004	3-3	27,296	163,776	33,501 (Minnesota)
2005	4-1	29,347	146,737	32,801 (Wyoming)
2006	2-3	24,183	120,916	32,841 (UNLV)
2007	2-4	21,794	130,762	27,930 (San Diego State)
2008	4-2	21,008	126,046	27, 130 (TCU)
2009	2-4	23,643	141,856	30,499 (Utah)
2010	3-2	22,400	111,998	30,753 (UNLV)
2011	1-5	21,867	131,202	30,027 (Boise State)
2012	3-3	19,250	115,501	25,814 (Fresno State)
2013	4-2	18,600	111,598	26,022 (San Jose State)
2014	6-0	26,575	159,450	32, 546 (Utah State)
2015	3-3	24,917	149,500	32,546 (Air Force)
2016	5-1	27,600	165,598	33,500 (Wyoming)
2017	4-2	32,062	192,369	37,583 (Oregon State)
2018	2-4	29,504	177,025	36,514 (New Mexico)
2019	2-4	23,338	140,025	29,767 (San Diego St.)
2020	1-0	n/a	n/a	n/a
2021	1-5	27,096	162,577	34,780 (San Jose St.)
2022	2-4	26,891	161,345	35,009 (Utah State)

LARGEST CROWDS IN FORT COLLINS

Date	Opponent	Att.	Result
Oct. 22, 1994	Utah	39,107	L, 31-45
Oct. 3, 1987	Colorado	38,129	L, 16-29
Aug. 26, 2017	Oregon State	37,583	W, 58-27
Oct. 14, 2017	Nevada	36,765	W, 44-42
Oct. 13, 2018	New Mexico	36,514	W, 20-18
Sept. 7, 1996	Colorado	36,371	L, 34-48
Nov. 5, 1994	Wyoming	35,514	W, 35-24
Oct. 15, 2022	Utah State	35,009	L, 13-17



COLORADO STATE FOOTBALL STADIUM TIMELINE

Name	Years Active
Durkee Field	1899-1911
Colorado Field	1912-1967
Hughes Stadium	1968-2016
Canvas Stadium	2017-Pres.

Hughes Stadium (1968-2016)

Hughes Stadium was located at the base of the foothills of the Rocky Mountains, about three miles west of the main campus area and in one of the most scenic settings to be found anywhere. The facility sat just below the iconic Aggie "A", freshly painted every year by freshmen football players and other campus volunteers.

Opened in 1968, the venerable stadium underwent several upgrades over the decades, including a major renovation between 2003 and 2006.

In 2003, the Bohemian Foundation contributed \$15.2 million to the Colorado State athletic department. The majority of that gift was focused on improving Hughes Stadium. Over a three-year period, the facility received a spectacular new west tower, containing club seating, luxury suites and a new press box. CSU also enclosed the north end zone, increasing capacity to 32,500.

The final phase of the renovations focused on that surface itself. The field underwent a \$1.33 million makeover prior to the 2006 season, when Colorado State installed FieldTurf, the revolutionary, rubberized surface used by several NFL and major college football venues across the country.

Hughes closed after 262 games, with the final one being a 49-31 victory over New Mexico on Nov. 20, 2016, securing bowl-eligibility for the Rams.

CSU's final record at Hughes: 146-114-2 (.562).

Hughes Stadium was knocked down in the spring of 2018.



Colorado Field (1912-67)

In 1910, the site of a college experiment station that grew potatoes was identified as the location where the future athletic field should be built. After two years of lobbying and with the support of college president Charles Lory, construction began on May 23, 1912. Students and faculty, including Lory, removed rocks and planted seed to build the first college football field in Colorado with grass.

Play began in the fall of 1912, after 1,000-seat grandstands were added by the beginning of football season. A cinder track around the field was added in 1914, since Harry Hughes was also the track coach.

In September 1912, the school built a clubhouse just east of the railroad tracks on what is now University Avenue, providing locker rooms and showers for both the Aggies and visiting players. Coupled with the outstanding grass surface and clubhouse, the state-of-the-art football stadium was the envy of the region and helped the Aggies to win eight conference championships over the next 25 years.

The ninth and final conference championship team to play on Colorado Field was in 1955.



Over the 55 years Colorado Field served the Aggies, larger grandstands were built and bleachers were added on the east side and end zones. Today, Jack Christiansen Track, home to CSU's outdoor track and field squads and named after the Pro Football Hall of Famer, stands on the site where Colorado Field once graced the CSU campus.

In 1961 the university conducted a study to determine whether to turn Colorado Field into a major-college football stadium, or replace it with a new venue on the foothills campus. Because of traffic concerns and the facility's location in the center of Fort Collins, officials opted to construct a new stadium west of town, at the foothills. The last varsity game played on Colorado Field was in 1967, shortly before its demolition.

Durkee Field (1899-1911)

While little is known about the program's home grounds in 1893 and 1894, when the school's new college athletic organization resurrected football in 1899, the team's first official field was constructed in the spring of 1899. In May 1899, the area between Agricultural Hall and the Chemical Building (where Glenn Morris Field House sits today) was cleared of trees and drained of water. The ground was then graded to make a flat playing surface. With the railroad tracks on the west and South College Avenue on the east, this low-lying ground was actually a natural streambed, which is marked today by a tunnel under the railroad tracks. This stream becomes active when torrents of rain wash through the campus, such as the devastating flood of 1997. The newly reformed football team of 1899 played the first games here on a playing surface made up of primarily dirt and rocks.



In 1901, a graduate from the Class of 1900 named Charles Durkee donated money for a tall wooden fence, erected on three sides of the field with the railroad tracks acting as a barrier for the fourth side. The barriers helped keep non-paying fans out better than the military cadets (the previous system for chasing off freeloaders). In return for his fence, the college named the athletic grounds Durkee Field. Bleachers were later added for spectators to watch games and military drills. The facility was described by former players and head coach Harry Hughes as horrible to walk on, let alone play football. That stream would reappear during wet weather and ran through the playing field during some games.

Hughes' first football season of 1911 marked Durkee's last season of hosting football. When the rules of football changed to standardize the 100-yard field, Hughes used that opportunity to build a better field for his athletes. The military continued to drill on Durkee for several years, and tennis courts were later added for women's athletics. But in 1925, ground was broken for a new gym and fieldhouse that opened in 1927 and still stands there today.

Mascot History (Courtesy: John Hirn)

During the 62 years of the "Aggie Era" the college had different mascots that identified the school, however it was not until the 1959 that Colorado State University "officially" adopted the Ram as their mascot. In the earliest days of football there was never any mention of an official or unofficial mascot until 1912 when a dog showed up on campus.

The Colorado Aggie-Bulldogs?

Sometime around 1912 a student named Floyd Cross purchased an English Bulldog that eventually roamed around the Colorado Agricultural College campus. Students would feed the dog peanuts and he was taken to football games, adopted by Battery A and attended other athletic events. By all accounts he was very well liked by all of the Aggie students. In April or May of 1918 Peanuts was found dead. The Aggies were never referred to as the Bulldogs during Peanuts' status as mascot.

Billy Hughes and a Bear (below)

The 1919 Aggie football team had Billy Hughes listed as the school's official mascot. The son of coach Harry Hughes was about 6-years old when he served as the team's "mascot". Little Billy did not last long as the school mascot and was probably given the status because he attended the games and the students wanted a replacement after the loss of Peanuts.

The 1919 team also shows a bear cub as the school mascot in their championship team photo. Little is known about this bear, where it came from or even its name.

CAM THE RAM FACTS

- CAM is the official Colorado State University mascot.
- CAM stands for Colorado A&M, the University's previous name.
- CAM is a domesticated breed of sheep known as a Rambouillet.
- CAM is cared for and trained by the Ram Handlers, a volunteer group of students.
- CAM is supported by the Alumni Association and by donations to the CAM Forever Fund.



This photo, taken during an Oct. 18, 1919 game between the Colorado Agricultural College Aggies and Utah, features a black bear cub laying calmly on the sidelines. The cub, which is inside the fence and very securely tethered to a certainly sturdy wood pole, was the Aggies' unofficial mascot during the 1919 season.

The bear disappeared as quickly as it arrived and for the next 26 years the Aggies did not have a mascot associated with the school; officially or unofficially.

Coaching Records

By Season

Coach	Years	W	L	T	Pct.
Jay Norvell (2022-Pres.)	1	3	9	0	.250
Steve Addazio (2020-21)	2	4	12	0	.250
Mike Bobo (2015-2019)	5	28	35	0	.444
Dave Baldwin (2014)	****	0	1	0	.000
Jim McElwain (2012-14)	3	22	16	0	.579
Steve Fairchild (2008-11)	4	16	33	0	.327
Sonny Lubick (1993-2007)	15	108	74	0	.593
Earle Bruce (1989-92)	4	22	24	1	.479
Leon Fuller (1982-88)	7	25	55	0	.313
Chester Caddas (1981)	***	0	6	0	.000
Sark Arslanian (1973-81)	9	45	47	4	.490
Jerry Wampfler (1970-72)	3	8	25	0	.242
Mike Lude (1962-69)	8	29	51	1	.364
Don Mullison (1956-61)	6	19	40	1	.325
Bob Davis (1947-55)	9	54	33	2	.618
Julius Wagner (1942; 1945-46)	3	8	11	1	.425
Harry Hughes (1911-41; 1946)	31(**)	126	96	18	.563
George Cassidy (1910)	1	0	5	0	.000
Claude Rothgeb (1906-09)	4	3	11	1	.233
John McIntosh (1904-05)	2	4	8	1	.308
Matt Rothwell (1903)	1	5	1	0	.833
Clarence Griffith (1901-02)	3	2	5	2	.333
George Toomey (1900-01)	1(*)	1	3	0	.250
W.J. Forbes (1899)	1	0	2	1	.167

* - Toomey entered 1901 as the team's coach before resigning
 ** - Hughes served as interim coach for a portion of the 1946 season
 *** - Caddas replaced Arslanian as interim coach for the final half of the 1981 season.
 **** - Baldwin replaced McElwain as interim coach for the bowl game.

By Wins

Coach	Years	W	L	T	Pct.
Harry Hughes (1911-41; 1946)	31	126	96	18	.563
Sonny Lubick (1993-2007)	15	108	74	0	.593
Bob Davis (1947-55)	9	54	33	2	.618
Sark Arslanian (1973-81)	9	45	47	4	.490
Mike Lude (1962-69)	8	29	51	1	.364
Leon Fuller (1982-88)	7	25	55	0	.313
Mike Bobo (2015-19)	3	24	27	0	.471
Jim McElwain (2012-2014)	3	22	16	0	.579
Earle Bruce (1989-92)	4	22	24	1	.479
Don Mullison (1956-61)	6	19	40	1	.325
Steve Fairchild (2008-11)	4	16	33	0	.327
Jerry Wampfler (1970-72)	3	8	25	0	.242
Julius Wagner (1942; 1945-46)	3	8	11	1	.425
Matt Rothwell (1903)	1	5	1	0	.833
Steve Addazio (2020-21)	2	4	12	0	.250
John McIntosh (1904-05)	2	4	8	1	.308
Jay Norvell (2022-Pres.)	1	3	9	0	.250
Claude Rothgeb (1906-09)	4	3	11	1	.233
Clarence Griffith (1901-02)	3	2	5	2	.333
George Toomey (1900-01)	1	1	3	0	.250
W.J. Forbes (1899)	1	0	2	1	.167
Dave Baldwin (2014)	****	0	1	0	.000
Chester Caddas (1981)	***	0	6	0	.000
George Cassidy (1910)	1	0	5	0	.000

Victories (535)

No.	Date	Score	Opponent	Place
1	Jan. 28, 1893	24-16	Longmont Academy	Fort Collins, Colo.
50	Oct. 16, 1920	42-0	Wyoming	Fort Collins, Colo.
100	Oct. 4, 1929	20-7	Wyoming	Fort Collins, Colo.
150	Nov. 3, 1945	25-14	Northern Colorado	Fort Collins, Colo.
200	Oct. 1, 1955	20-19	Denver	Fort Collins, Colo.
250	Oct. 12, 1968	37-15	Wichita State	Wichita, Kansas
300	Oct. 20, 1979	37-3	San Diego State	Fort Collins, Colo.
350	Sept. 26, 1992	17-14	LSU	Baton Rouge, La.
400	Oct. 10, 1998	34-7	Tulsa	Fort Collins, Colo.
450	Sept. 24, 2005	42-21	Nevada	Fort Collins, Colo.
500	Nov. 22, 2014	58-20	New Mexico	Fort Collins, Colo.

Losses (609)

No.	Date	Score	Opponent	Place
1	Jan. 7, 1893	8-12	Longmont Academy	Longmont, Colo.
50	Oct. 18, 1913	7-16	Colorado	Fort Collins, Colo.
100	Oct. 27, 1934	9-27	Colorado	Boulder, Colo.
150	Oct. 25, 1947	7-14	Colorado	Fort Collins, Colo.
200	Oct. 10, 1959	0-29	Wyoming	Laramie, Wyo.
250	Nov. 25, 1965	20-48	Tulsa	Tulsa, Okla.
300	Oct. 13, 1973	18-34	Utah State	Fort Collins, Colo.
350	Nov. 28, 1981	6-59	Hawai'i	Honolulu, Hawai'i
400	Oct. 8, 1988	7-42	BYU	Provo, Utah
450	Sept. 17, 1998	27-30	Air Force	USAFA, Colo.
500	Oct. 13, 2007	21-45	Air Force	Fort Collins, Colo.
550	Nov. 23, 2013	0-13	Utah State	Logan, Utah
600	Nov. 27, 2021	10-52	Nevada	Fort Collins, Colo.

First win in Hughes Stadium: Sept. 27, 1969 vs. Wichita State (50-21)
 First win in Canvas Stadium: Aug. 26, 2017 vs. Oregon State (58-27) | Opening game in stadium
 First win over a ranked opponent: Oct. 19, 1966 vs. No. 10 Wyoming (12-10)
 First bowl win: Dec. 29, 1990 vs. Oregon (32-31) | Freedom Bowl - Anaheim, Calif.
 First win as a ranked team: (24) Oct. 1, 1994 at New Mexico (38-31)



SONNY LUBICK

Head Coach, 1993-2007
 Four-time Conference Coach of the Year
 Six Conference Titles
 Nine Bowl Games

Colorado State's football program attained previously unknown heights during head coach Sonny Lubick's 15 seasons. During that time, Lubick created a standard for excellence never before evident during the previous 94-year history of the football program. Since taking over a program that had won just 47 games in 11 seasons with just two bowl appearances prior to his arrival in 1993, Lubick guided the Rams' program to elite status nationally.

For example:

- CSU played in nine bowl games, more than any other league institution from 1994-2007;
- Colorado State won or shared six conference titles from 1994-2007, more than any other Mountain West member over that period;
- CSU played in nine bowl games, more than any other league institution from 1994-2007;
- The Rams ranked among the Top 20 teams in the nation in total victories since 1997;
- Lubick ranked among the Top 20 NCAA Division I FBS active coaches in career wins at the end of 2007;
- Colorado State placed among the leaders in MWC victories since the conference came into being in 1999;
- The Rams seven times won eight or more games in a season. Four times – the first four times in school history – CSU won 10 or more games.

Lubick ushered in by far the most successful era in the history of CSU football. His fingerprints can be seen on the results on the field as well as at the turnstiles. Not only were the Rams perennial postseason competitors under Lubick, but nine of the top 10 seasons in total attendance in school history came during his reign. Additionally, eight of the 10 largest single-game crowds in CSU history through 2007 came during his time at the helm. Lubick also joined another elite list of coaches including Joe Paterno, Bobby Bowden, and Frank Beamer, in 2005 as active Division I-A coaches with 100 or more career wins at their current institutions. The group includes only nine members.

Interest and support of CSU's program had never been greater. The 2006 season marked the completion of an 18-month project to renovate and expand Sonny Lubick Field at Hughes Stadium. The project was made possible through a \$15.2 million gift by the Bohemian Foundation, with a caveat the stadium's playing surface be named in Lubick's honor. The project included the installation of 4,400 new seats, the renovation of the press box and club seating area, and the addition of 12 luxury suites – each of which were sold prior to the beginning of the 2005 season. Prior to the 2006 season, a new artificial playing surface was installed to complete the renovation. The playing surface at CSU's new Canvas stadium, which opened in 2017, also bears the name Sonny Lubick Field, thanks to an anonymous donation made in March 2016.

THE SONNY LUBICK FILE

Born: March 12, 1937
Wife: Carol Jo
Children: Matt (1/26/1972) and Marc (11/13/77) and daughter Michelle (1/4/73)
Education: Christian Brothers High (Butte, Mont.), 1955
 Western Montana, 1960; Montana State, 1978

LUBICK'S LEDGER

- 15 seasons at Colorado State.
- 2nd-winningest coach in school history
- Four-time Conference Coach of the Year: 1994, '97, '99, and 2000
- Three final Top 25 rankings: 1994 (15th); 1997 (16th); 2000 (14th)
- Inducted into Colorado State Sports Hall of Fame, 1998
- Inducted into Colorado Sports Hall of Fame, 2009
- Six conference titles and nine bowl game appearances from 1994-2007
- Five All-Americans, seven Academic All-Americans, 61 first-team all-conference selections, 112 academic all-conference selections, 40 postseason all-star game performers, more than 40 professional signees.
- Six conference players of the year.

COACHING CAPSULE

Year	School	Record	Conf.	Postseason
2007	Colorado State	3-9	2-6/T-7th	
2006	Colorado State	4-8	1-7/T-8th	
2005	Colorado State	6-6	5-3/T-2nd	Poinsettia
2004	Colorado State	4-7	3-4/T-4th	
2003	Colorado State	7-6	4-3/3rd	San Francisco
2002	Colorado State	10-4	6-1/1st	Liberty
2001	Colorado State	7-5	5-2/2nd	New Orleans*
2000	Colorado State	10-2	6-1/1st	Liberty*
1999	Colorado State	8-4	5-2/T-1st	Liberty
1998	Colorado State	8-4	5-3/3rd	
1997	Colorado State	11-2	7-1/1st	Holiday*
1996	Colorado State	7-5	6-2/2nd	
1995	Colorado State	8-4	6-2/1st	Holiday
1994	Colorado State	10-2	7-1/1st	Holiday
1993	Colorado State	5-6	5-3/4th	
CSU Totals		108-74	73-41	
1981	Montana State	3-7	1-6/7th	
1980	Montana State	4-6	3-4/6th	
1979	Montana State	6-4	6-1/1st	
1978	Montana State	8-2	4-2/2nd	
MSU Totals		21-19	14-13	
Career Totals		129-93	87-54	

* Indicates won bowl game

Career Resume

- 1993-2007: Colorado State (Head Coach)
- 1988-92: Miami (Fla.) (Defensive Coordinator)
- 1985-88: Stanford (Assistant Coach)
- 1982-84: Colorado State (Offensive Coordinator)
- 1978-81: Montana State (Head Coach)
- 1970-77: Montana State (Assistant Coach)

All-Star Coaching

- 2001: Hula Bowl All-Star Game
- 1995: East-West Shrine Game

The success enjoyed by the Rams' program under Lubick's watch touched the entire athletic department. For instance, during his tenure, CSU was able to:

- Renovate and expand Hughes Stadium (\$15.2 million).
- Acquire a \$200,000 gift from former CSU all-star and NFL All-Pro linebacker Joey Porter, who played for Lubick in the 1990s and a gift of \$75,000 from former defensive end and 10-year NFL veteran Brady Smith for program enhancements.
- Secure funding and build the McGraw Athletic Center (\$5.5 million), completed in 1999, which houses offices for every athletic department staff member, includes an academic support center, athletic marketing, promotions, and ticket offices, and breakout rooms for football position meetings, as well as a 125-seat auditorium for team meetings and special functions.
- Renovate Moby Arena (\$4.5 million) in 1998 as part of the McGraw Center project.

Those projects alone totaled more than \$25 million, made possible in large part by the success that CSU's football program enjoyed after Lubick's arrival.

Lubick cared deeply about the people around him, particularly the program's student-athletes and his staff members. He carefully built CSU's programs into one of the nation's best using a time-tested philosophy:

- **Responsibility:** Each member of the Rams' program was responsible for his actions and the impact on the success of the team.
- **Character:** Lubick placed a premium on student-athletes who display integrity and honesty.
- **Respect:** Earning respect among peers, fans, and colleagues remained more important to the veteran coach than gaining popularity from those groups.
- **Perspective:** Remaining on an even keel, win or lose. Lubick had those in the program focused on the goal ahead.

Lubick's impact was felt not only in the football program or athletics department, but across the university and throughout the community:

- He was named the Sports Illustrated Coach of the Year in 1994 after leading CSU to a 10-2 record.
- In 2003, Lubick was named one of four national finalists for the Eddie Robinson Coach of Distinction Award for his community service work.
- Also in 2003, the Rams' coach was recognized by the American Diabetes Association-Colorado Chapter as "Father of the Year."
- He was an annual contributor and participant in several local and national charities including St. Jude's Children's Hospital.
- In May of 2005, he was named Citizen of the Year by the Fort Collins Board of Realtors;
- Lubick and his family were honored by a local charitable organization in the winter of 2006 for their commitment and dedication to the northern Colorado community.
- In January of 2007, Lubick was named the Collins Award winner, given annually to a local figure that exemplifies leadership and service to the Fort Collins Community by the local chamber of commerce.

Lubick remained staunch in his belief a family approach was one of the reasons for Colorado State's success during his tenure. Four of his 2007 coaching staff members – Tom Ehlers, Darrell Funk, Dan Hammerschmidt, and his son Marc – either played or coached under Lubick during his first stint in Fort Collins or his return beginning in 1993. Marc joined the staff in 2005 after time with the St. Louis Rams. He replaced his older brother, Matt, who departed for a position at the University of Mississippi. Assistants Mick Delaney and Dave Arnold both coached alongside Lubick at Montana State. Steve Stanard and James Ward had previous ties to long-time Lubick colleagues, while Jessie Williams was on the same coaching staff as Matt Lubick.

Further testament to his belief in a family atmosphere took place after every home game. After conducting his postgame news conference and greeting wife Carol Jo, Lubick always was embraced by his three young grandchildren – Matthew, William and Emma – children of his daughter, Michelle, and son-in-law Gerard Boyle. Lubick's smile while embracing his three youngest Rams fans reflected the same happiness CSU supporters had come to appreciate during the most successful era in school history.



Game	Date	Location	Opponent	Result	Attend.
Raisin	Jan. 1, 1949	Fresno, Calif.	Occidental College	L, 21-20	10,000
Freedom	Dec. 29, 1990	Anaheim, Calif.	Oregon	W, 32-31	51,103
Holiday	Dec. 30, 1994	San Diego	Michigan	L, 24-14	59,453
Holiday	Dec. 29, 1995	San Diego	Kansas State	L, 54-21	51,051
Holiday	Dec. 29, 1997	San Diego	Missouri	W, 35-24	50,761
Liberty	Dec. 31, 1999	Memphis	Southern Miss	L, 23-17	54,866
Liberty	Dec. 29, 2000	Memphis	Louisville	W, 22-17	58,302
New Orleans	Dec. 18, 2001	New Orleans	North Texas	W, 45-20	27,004
Liberty Bowl	Dec. 31, 2002	Memphis	TCU	L, 17-3	55,207
San Francisco	Dec. 31, 2003	San Francisco	Boston College	L, 35-21	25,621
Poinsettia	Dec. 22, 2005	San Diego	Navy	L, 51-30	36,842
New Mexico	Dec. 20, 2008	Albuquerque	Fresno State	W, 40-35	24,735
New Mexico	Dec. 21, 2013	Albuquerque	Washington State	W, 48-45	27,104
Las Vegas	Dec. 20, 2014	Las Vegas	Utah	L, 45-10	33,067
Arizona	Dec. 29, 2015	Tucson	Nevada	L, 28-23	20,425
Idaho	Dec. 22, 2016	Boise	Idaho	L, 61-50	24,975
New Mexico	Dec. 16, 2017	Albuquerque	Marshall	L, 31-28	26,087

All-Time Postseason Record: 6-11 (.353)

Team Bowl Records

OFFENSE	HIGH OPPONENT; YEAR	LOW OPPONENT; YEAR
Points	50 vs. Idaho, 2016	3 vs. TCU, 2002
Points, quarter	36 vs. Idaho, 2016	0 16 times
Points, half	43 vs. Idaho, 2016	0 Three times
First Downs	30 vs. Nevada, 2015	7 vs. Occidental, 1949
Rushing Atts.	49 vs. Oregon, 1990	30 vs. Kansas State, 1995
Rushing Yds	362 vs. Fresno State, 2008	12 vs. Utah, 2014
Rushing TDs	4 vs. North Texas, 2001	0 Three times
Pass Attempts	52 vs. Marshall, 2017	14 vs. Occidental, 1949
Pass Completions	31 vs. Washington State, 2013	6 vs. Kansas State, 1995
Passing Yards	445 vs. Idaho, 2016	92 vs. Occidental, 1949
Passing Touchdowns	3 vs. Navy, 2005	0 vs. Kansas State, 1995
Total Plays	97 vs. Washington State; 2013	57 vs. Kansas State, 1995
Total Yards	619 vs. Fresno State, 2008	139 vs. TCU, 2002
Fumbles	3 Twice	0 vs. Occidental, 1949
Fumbles Lost	2 Three times	0 Three times
Penalties	11 vs. Kansas State, 1995	3 Twice
Penalty Yards	95 vs. Kansas State, 1995	15 vs. Marshall, 2017
Punts	8 Twice	2 vs. Fresno State, 2008
Punt Average	44.8 vs. Louisville, 2000	28.4 vs. Kansas State, 1995
DEFENSE	FEWEST OPPONENT; YEAR	MOST OPPONENT; YEAR
Points Allowed	17 Twice	61 vs. Idaho, 2016
Points Allowed in one quarter	0 12 times	21 Six times
Points Allowed in one half	0 vs. Occidental, 1949	41 vs. Idaho, 2016
First Downs Allowed	11 vs. Southern Miss, 1999	33 vs. Navy, 2005
Rushing Attempts Allowed	19 vs. Washington State, 2013	69 vs. Navy, 2005
Rushing Yards Allowed	-10 vs. Washington State, 2013	467 vs. Navy, 2005
Rushing Touchdowns Allowed	0 Three times	5 Three times
Pass Attempts Allowed	11 vs. Navy, 2005	58 vs. Washington State, 2013
Pass Completions Allowed	5 vs. Navy, 2005	37 vs. Washington State, 2013
Passing Yards Allowed	68 vs. Missouri, 1997	410 vs. Washington State, 2013
Passing Touchdowns Allowed	0 Twice	6 vs. Washington State, 2013
Total Plays Allowed	61 Twice	82 vs. Idaho, 2016
Total Yards Allowed	187 vs. Southern Miss, 1999	611 vs. Navy, 2005
Fumbles Caused	0 Four times	5 vs. Oregon, 1990
Fumbles Recovered	0 Four times	3 Twice
Punts Forced	0 vs. Navy, 2005	9 vs. Southern Miss, 1999
Punting Average Allowed	27.2 vs. North Texas, 2001	45.0 vs. Kansas State, 1995

INDIVIDUAL RECORDS

Rushing Attempts

1. Cecil Sapp vs. Louisville; 2000	36
2. Kapri Bibbs vs. Washington State; 2013	27
Gartrell Johnson vs. Fresno State; 2008	27
4. Kevin McDougal vs. Southern Miss; 1999	25
5. Kyle Bell vs. Navy; 2005	22

Rushing Yards

1. Gartrell Johnson vs. Fresno State; 2008	285
2. Kapri Bibbs vs. Washington State; 2013	169
3. Cecil Sapp vs. Louisville; 2000	160
4. Eddie Hanna vs. Occidental; 1949	150
5. Dalyn Dawkins vs. Idaho; 2016	126

Rushing Touchdowns

1. Kapri Bibbs vs. Washington State; 2013	3
2. Nick Stevens vs. Marshall; 2017	2
Gartrell Johnson vs. Fresno State; 2008	2
Eddie Hanna vs. Occidental; 1949	2

Pass Attempts

1. Nick Stevens vs. Marshall; 2017	52
2. Garrett Grayson vs. Washington State; 2013	50
3. Matt Newton vs. Southern Miss; 1999	46
4. Nick Stevens vs. Nevada; 2015	42
5. Anthony Hill vs. Michigan; 1994	40

Pass Completions

1. Garrett Grayson vs. Washington State; 2013	31
2. Justin Holland vs. Navy; 2005	26
3. Nick Stevens vs. Marshall; 2017	25
4. Nick Stevens vs. Nevada; 2015	22
Anthony Hill vs. Michigan; 1994	22

Passing Yards

1. Nick Stevens vs. Idaho; 2016	445
2. Justin Holland vs. Navy; 2005	381
3. Garrett Grayson vs. Washington State; 2013	369
4. Nick Stevens vs. Marshall; 2017	320
5. Nick Stevens vs. Nevada; 2015	310

Passing Touchdowns

1. Nick Stevens vs. Idaho; 2016	5
2. Justin Holland vs. Navy; 2005	3
3. Five times	2

Receptions

1. David Anderson vs. Boston College; 2003	10
2. David Anderson vs. Navy; 2005	9
Rashard Higgins vs. Nevada; 2015	9
4. Jordon Vaden vs. Washington State; 2013	8
5. Rashard Higgins vs. Utah; 2014	7
Olabisi Johnson vs. Idaho; 2016	7

Receiving Yards

1. Olabisi Johnson vs. Idaho; 2016	265
2. David Anderson vs. Boston College; 2003	134
3. Rashard Hlggins vs. Nevada; 2015	129
4. David Anderson vs. Navy; 2005	126
5. Olabisi Johnson vs. Marshall; 2017	119

Receiving Touchdowns

1. Michael Gallup vs. Idaho; 2016	3
2. Detrich Clark vs. Marshall; 2017	2
Olabisi Johnson vs. Idaho; 2016	2
Dustin Osborn vs. Navy; 2005	2

Field Goals

1. Jared Roberts vs. Washington State; 2013	4
2. Wyatt Bryan vs. Nevada; 2015	3
3. Jason Smith vs. Fresno State; 2008	2
4. By Many	1

Longest Field Goal

1. Jeff Babcock vs. TCU; 2002	46
2. Jared Roberts vs. Utah; 2014	41
Jared Roberts vs. Washington State; 2013	41



1949 RAISIN BOWL

Saturday, Jan. 1, 1949 | 10,000
Ratcliffe Stadium | Fresno, Calif.

SCORE	1	2	3	4	OT	FINAL
Occidental	0	0	7	14	--	21
Colorado A&M	0	13	0	7	--	20

Colorado State — at the time known as the Colorado A&M Aggies — made its first trip to a postseason bowl game at the conclusion of the 1948 football season, capping one of the most successful years in school history.

Coached by Bob Davis, Colorado A&M played on New Year's Day against Occidental College, after an 8-2 regular season highlighted by a 29-25 win over in-state rival Colorado in Boulder. The only two regular-season losses came at the hands of Drake and Utah, setting the stage for the team's trip to postseason play.

It was a star-studded Colorado A&M lineup that took the field that day in Fresno. Four players — Fum McGraw, Tuffy Mullison, Dale Dodrill, and Jack Christiansen — were team mainstays and now occupy spots in Colorado State's Sports Hall of Fame. A fifth star, running back Eddie Hanna, tragically would pass away after the opening game of the following season.

McGraw, the school's first consensus All-American, later played with the Detroit Lions, as did Christiansen, while Dodrill played for the Pittsburgh Steelers.

Colorado A&M led 13-0 at halftime behind the play of Hanna. He scored on a 71-yard run after the Aggies had scored when quarterback Bob Hainlen hit Keith Thompson with a 5-yard scoring pass. But Occidental scored 21 second-half points to rally for the victory.

Hanna gave the Aggies their final touchdown of the game on a 79-yard run.

SCORING SUMMARY

- CAM** - Thompson 5 pass Hainlen (Kick failed)
- CAM** - Hanna 71 run (Faucett kick)
- OCC** - Pearson 17 pass Ross (Smith kick)
- CAM** - Pearson 21 pass Ross (Smith kick)
- CAM** - Hanna 79 run (Faucett kick)
- OCC** - Levin 69 pass Ross (Smith kick)

TEAM STATISTICS

	CAM	OCC
First Downs	7	13
Rushing Yards	213	100
Passes Att-Comp-Int	14-9-1	16-6-1
Passing Yards	92	156
Fumbles-Lost	0-0	2-0
Penalties-Yards	5-45	2-30
Punting Average	33.6	29.0



1990 FREEDOM BOWL

Saturday, Dec. 29, 1990 | 51,103
Anaheim Stadium | Anaheim, Calif.

Bowl MVP - Todd Yert, RB

SCORE	1	2	3	4	OT	FINAL
Colorado State	7	7	5	13	--	32
Oregon	7	10	0	14	--	31

Colorado State's football squad opened the 1990 season with dreams higher than many observers felt possible. Those dreams included a postseason bowl berth. Having not been invited to a postseason game in 42 years, Colorado State earned a trip to the Freedom Bowl in 1990.

The Rams were matched against PAC-10 member Oregon in what would turn out to be one of the season's most exciting bowl games.

Colorado State scored first, opening the game with a 75-yard, 15-play drive on Mike Gimenez's 1-yard plunge. Trailing 25-19, the Rams took the lead on Gimenez's 49-yard pass to Greg Primus, then added insurance on Todd Yert's 52-yard scoring run to lead 32-25 with minutes remaining. But Oregon made one last grasp at victory behind quarterback Bill Musgrave, who led his team on a 79-yard scoring drive. The Rams' Selwyn Jones then thwarted the Ducks' two-point conversion pass attempt, an amazing play, to seal the win.

Yert was named the game's Offensive MVP, while teammate Robert Chirico earned defensive honors.

SCORING SUMMARY


- CSU** - Gimenez 1 run (Brown kick)
- UO** - Jones 16 pass Musgrave (McCallum kick)
- UO** - McCallum 23 FG
- CSU** - Alford 1 run (Brown kick)
- UO** - Burwell 3 pass Musgrave (McCallum kick)
- CSU** - Recover fumble in end zone for safety
- CSU** - Brown 35 FG
- UO** - McClellan 44 pass Musgrave (Burwell pass Musgrave)
- CSU** - Primus 49 pass Gimenez (Brown kick)
- CSU** - Yert 52 run (kick blocked)
- UO** - Burwell 1 run (pass failed)

TEAM STATISTICS

	CSU	UO
First Downs	21	16
Rushes-Yards (Net)	26-7	49-196
Passes Att-Comp-Int	47-29-0	15-8-1
Passing Yards	392	108
Total Offense Yards-Yards	73-399	64-304
Fumbles-Lost	5-3	2-0
Penalties-Yards	7-60	5-47
Punts-Avg.	3-38.3	6-34.7

COLORADO STATE INDIVIDUAL LEADERS

RUSHING	Att.	Yds.	TD	RECEIVING	Rec.	Yds.	TD
Yert	12	94	1	Primus	2	63	1
Copeland	8	44	0	Yert	2	18	0
Alford	14	42	1	Lindner	2	7	0
Gimenez	8	19	1	Copeland	1	5	0
MacRenato	1	5	0	Smith	1	5	0
Verdugo	6	(-8)	0				
				PUNTING	Att.	Yds.	Avg.
PASSING	A-C-I	Yds.	TD	Luke	6	208	34.7
Gimenez	10-5-1	73	1				
Verdugo	5-3-0	35	0				
				SACKS BY			
				Chirico 2-11			



1994 HOLIDAY BOWL

Friday, Dec. 30, 1994 | 59,453
 Jack Murphy Stadium | San Diego, Calif.
Bowl MVP - Anthony Hill, QB

SCORE	1	2	3	4	OT	FINAL
Michigan	10	7	7	0	--	24
Colorado State	7	0	0	7	--	14


Colorado State's miraculous dream season in 1994 concluded on the turf of San Diego's Jack Murphy Stadium.

Colorado State served notice on the night in San Diego that the Rams' program would be a force in coming years. Following a Michigan touchdown on the Wolverines' initial drive of the game, Colorado State answered.

Quarterback Anthony Hill drove the Rams 66 yards in nine plays for the tying touchdown, hitting receiver Paul Turner on a 32-yard scoring play. Hill, a native of San Diego, later would be honored as Colorado State's Offensive MVP in the game.

The Rams put their final touchdown on the scoreboard late in the game when Hill found receiver Jeremy Burkett down the right sideline for an 18-yard touchdown pass.

By the end of the game, which was played before the eighth-largest crowd in Holiday Bowl history, statistics reflected the closeness of the contest. Michigan had gained 341 total yards, only 1 more than the Rams had managed.



1995 HOLIDAY BOWL

Friday, Dec. 29, 1995 | 51,051
 Jack Murphy Stadium | San Diego, Calif.
Bowl MVP - Damon Washington, WR

SCORE	1	2	3	4	OT	FINAL
Colorado State	7	0	14	0	--	21
Kansas State	7	19	21	7	--	54

The Rams, having earned the right to represent the WAC in the final game of the season by virtue of a victory over San Diego State, joined BYU and Wyoming as the only three schools to have appeared in the Holiday Bowl in consecutive years since the bowl's inception. Colorado State returned to Jack Murphy Stadium, the site of its league-title clinching win over SDSU, for a date with Kansas State.



Kansas State entered the game ranked among the top 10 teams nationally after finishing in a tie for second in the Big Eight Conference. The teams were tied, 7-7, at the end of the first quarter before an interception and a partially blocked punt led to K-State's 19 second-quarter points.

The Rams were led offensively by freshman running back Damon Washington. Playing before a hometown crowd, Washington stung Kansas State's defense for 101 yards on just 10 carries, scoring one touchdown. Defensively, Colorado State cornerback Ray Jackson intercepted a pass and returned it 60 yards for a touchdown on a play that was nullified by an official's inadvertent whistle.

SCORING SUMMARY

- UM** - Toomer 4 pass Collins (Hamilton kick)
- CSU** - Turner 32 pass Hill (McDougal kick)
- UM** - Hamilton 34 FG
- UM** - Hayes 16 pass Collins (Hamilton kick)
- UM** - Wheatley 3 run (Hamilton kick)
- CSU** - Burkett 18 pass Hill (McDougal kick)

TEAM STATISTICS	CSU	UM
First Downs	10	18
Rushes-Yards (Net)	36-51	37-179
Passes Att-Comp-Int	40-22-2	24-14-3
Passing Yards	289	162
Total Offense Plays-Yards	76-340	61-341
Fumbles-Lost	2-2	0-0
Penalties-Yards	8-72	11-97

COLORADO STATE INDIVIDUAL LEADERS

RUSHING	Att.	Yds.	TD	RECEIVING	Rec.	Yds.	TD
Watson	17	47	0	Turner	4	62	1
Brown	3	(-3)	0	Watson	6	23	0
Hill	14	(-5)	0	Shull	3	101	0
Carn	1	4	0	Ward	1	12	0
Ward	1	8	0	Burkett	5	62	1
				Olsen	3	29	0

PASSING	A-C-I	Yds.	TD
Hill	40-22-2	289	2

PUNTING	Att.	Yds.	Avg.
McDougal	4	142	35.5

SACKS BY
 Hawkins - 1
 Hodge - 1
 Smith - 1

SCORING SUMMARY

- KSU** - Hickson 4 run (Gramatica kick)
- CSU** - Blake 2 run (McDougal kick)
- KSU** - Lawrence 5 run (Kick failed)
- KSU** - Kelly 18 run (pass failed)
- KSU** - Jojka 12 pass Kavanagh (Gramatica kick)
- KSU** - Schweiger 18 pass Kavanagh (Gramatica kick)
- CSU** - Watson 3 run (McDougal kick)
- KSU** - Lawrence 5 run (Gramatica kick)
- CSU** - Washington 12 run (McDougal kick)
- KSU** - Lockett 4 pass Kavanagh (Gramatica kick)
- KSU** - Running 33 pass Kavanagh (Gramatica kick)

TEAM STATISTICS	CSU	KSU
First Downs	14	30
Rushes-Yards (Net)	30-179	48-212
Passes Att-Comp-Int	30-6-3	32-24-1
Passing Yards	132	324
Total Offense Plays-Yards	57-301	80-536
Fumbles-Lost	3-1	0-0
Penalties-Yards	11-95	12-124
Interceptions	1-0	3-14
Punts-Avg.	8-28.4	3-45.0
Kick Returns	7-136	3-67
Time of Possession	23:43	36:17
Sacks By	2-12	1-7

COLORADO STATE INDIVIDUAL LEADERS

RUSHING	Att.	Yds.	TD	RECEIVING	Rec.	Yds.	TD
Washington	10	101	1	Turner	1	35	0
Blake	11	41	1	Calhoun	1	27	0
Watson	7	23	1	Antoine	1	41	0
				Porter	1	13	0
PASSING	A-C-I	Yds.	TD	Washington	1	2	0
Moreno	24-5-2	91	0	D. Ballard	1	14	0
Wilkinson	5-1-1	41	0				
				PUNTING	Att.	Yds.	Avg.
				McDougal	5	187	37.4

1997 HOLIDAY BOWL

Monday, Dec. 29, 1997 | 50,761
Qualcomm Stadium | San Diego, Calif.

Bowl MVPs - Moses Moreno, QB; Darran Hall, WR

SCORE	1	2	3	4	OT	FINAL
Colorado State	7	7	14	7	--	35
Missouri	3	14	7	0	--	24

Colorado State took the first drive 85 yards in 13 plays for a touchdown. Wide receiver Darran Hall — a San Diego native — capped the drive, scoring on a 14-yard reverse. Hall returned a third quarter punt 85 yards for a touchdown, the longest such return in the bowl's history.

He and teammate Moses Moreno — another San Diego-area native — were the game's co-MVPs. Moreno, despite a sore foot injured during the game, completed 18-of-24 passes for 206 yards and two touchdowns.

The Rams limited Missouri to just 68 passing yards. Linebacker Willie Taylor and safety Myron Terry led the way with eight tackles apiece, while Eric Vaughn had seven stops.

One of the game's many highlights came with 10:44 to play and the Rams nursing a 28-24 lead. Reserve quarterback Ryan Eslinger, lined up as the holder in a field goal formation, faked that play and instead ran up the middle for a 23-yard touchdown to seal the victory.



1999 LIBERTY BOWL

Friday, Dec. 31, 1999 | 54,866
Liberty Bowl Memorial Stadium | Memphis, Tenn.

Bowl MVPs - Rick Crowell, LB; Kevin McDougal, RB

SCORE	1	2	3	4	OT	FINAL
Colorado State	3	14	0	0	--	17
Southern Miss	13	7	3	0	--	23

The Liberty Bowl pitted the Rams, first-ever champions of the Mountain West Conference, against Conference USA champion Southern Mississippi.

The game featured a myriad of unusual plays. USM's first touchdown came on a fumble return. Following a field goal by the Rams' C.W. Hurst, USM scored on a blocked punt. Later in the first half, Rams wide receiver Frank Rice ran 2 yards on a reverse, a touchdown set up by CSU's blocked punt.

Colorado State's final touchdown of the game came on a 38-yard scoring pass from quarterback Matt Newton to H-Back Cory Woolstenhulme.



SCORING SUMMARY

- USM** - Williams 5 fumble return (Hannah kick)
- CSU** - Hurst 35 FG
- USM** - Frances blocked punt (kick failed)
- CSU** - Rice 2 run (Hurst kick)
- CSU** - Woolstenhulme 38 pass Newton (Hurst kick)
- USM** - Nix 3 run (Hannah kick)
- USM** - Hannah 25 FG

TEAM STATISTICS

	CSU	USM
First Downs	15	11
Rushes-Yards (Net)	32-40	34-62
Passes Att-Comp-Int	46-20-1	30-13-1
Passing Yards	228	125
Total Offense Plays-Yards	76-268	64-187
Fumbles-Lost	3-2	2-1
Penalties-Yards	8-71	11-59
Interceptions	1-0	1-0
Punts-Avg.	5-31.8	9-34.3
Punt Returns-Yards	4-21	1-11
Kick Returns-Yards	5-88	3-57
Time of Possession	35:02	24:58
3rd Down Conversions	5-18	3-18
Sacks By	2-15	1-5

COLORADO STATE INDIVIDUAL LEADERS

RUSHING	Att.	Yds.	TD	RECEIVING	Rec.	Yds.	TD
McDougal	25	59	0	Rebstock	7	69	0
Newton	6	(-21)	0	Davis	6	82	0
Rice	1	2	1	Cuppari	2	15	0
				Woolstenhulme	2	41	1
PASSING	A-C-I	Yds.	TD	McDougal	1	3	0
Newton	46-20-1	228	1	Ochoa	1	7	0
				Layne	1	11	0
TACKLES	UA	A	TT	Tuitele	8	1	9
Haggans	4	3	7	Vickers	6	0	6
Nelson	5	1	6				

SCORING SUMMARY

- CSU** - Hall 14 run (Franz kick)
- MU** - Knickman 32 FG
- MU** - Jones 4 run (Knickman kick)
- CSU** - McCoy 22 pass Moreno (Franz kick)
- MU** - Blackwell 7 run (Knickman kick)
- CSU** - Hall 85 punt return (Franz kick)
- CSU** - Davis 47 pass Moreno (Franz kick)
- MU** - Olivo 3 run (Knickman kick)
- CSU** - Eslinger 23 run (Franz kick)

TEAM STATISTICS

	CSU	MU
First Downs	14	30
Rushes-Yards (Net)	30-179	48-212
Passes Att-Comp-Int	30-6-3	32-24-1
Passing Yards	132	324
Total Offense Plays-Yards	57-301	80-536
Fumbles-Lost	3-1	0-0
Penalties-Yards	11-95	12-124
Interceptions	1-0	3-14
Punts-Avg.	8-28.4	3-45.0
Kick Returns	7-136	3-67
Time of Possession	23:43	36:17
Sacks By	2-12	1-7

COLORADO STATE INDIVIDUAL LEADERS

RUSHING	Att.	Yds.	TD	RECEIVING	Rec.	Yds.	TD
Washington	10	101	1	Turner	1	35	0
Blake	11	41	1	Calhoun	1	27	0
Watson	7	23	1	Antoine	1	41	0
				Porter	1	13	0
PASSING	A-C-I	Yds.	TD	Washington	1	2	0
Moreno	24-5-2	91	0	D. Ballard	1	14	0
Wilkinson	5-1-1	41	0				
PUNTING	Att.	Yds.	Avg.				
McDougal	5	187	37.4				


2000 LIBERTY BOWL

Friday, Dec. 29, 2000 | 58,302
 Liberty Bowl Memorial Stadium | Memphis, Tenn.
Bowl MVP - Cecil Sapp, RB

SCORE	1	2	3	4	OT	FINAL
Colorado State	3	13	3	3	--	22
Louisville	7	3	0	7	--	17

Colorado State entered the game having won a second straight Mountain West Conference title. Coach Sonny Lubick's Rams featured eight players — the most in school history — who were named first-team all-league.

Included in that group were quarterback Matt Newton and linebacker Rick Crowell, named the league's offensive and defensive players of the year, respectively. For the fourth time in seven seasons, Lubick was named the league's coach of the year.



Running back Cecil Sapp's 2-yard scoring run in the second quarter tied the game, and wide receiver Frank Rice's 16-yard reverse late in the first half put the Rams ahead to stay, 16-10. Sapp set a bowl and school bowl game record with 36 rushes, and his 160 yards. Colorado State was later voted 14th by the Associated Press, the highest final AP ranking in school history.

SCORING SUMMARY

- CSU** - Hurst 24 FG
- UL** - Dorsey 58 pass Ragone (Smith kick)
- UL** - Smith 24 FG
- CSU** - Sapp 2 run (Hurst kick)
- CSU** - Rice 16 run (kick failed)
- CSU** - Hurst 21 FG
- UL** - Branch 14 pass Ragone (Smith kick)
- CSU** - Hurst 32 FG

TEAM STATISTICS	CSU	UL
First Downs	22	17
Rushes-Yards (Net)	50-157	24-76
Passes Att-Comp-Int	28-13-1	37-24-0
Passing Yards	158	321
Total Offense Plays-Yards	69-315	59-397
Fumbles-Lost	3-1	3-3
Penalties-Yards	3-39	6-55
Interceptions	0-0	1-9
Punts-Avg.	5-44.8	5-39.2
Punt Returns-Yards	4-47	1-(-2)
Kick Returns-Yards	4-87	4-38
Time of Possession	35:25	24:35
3rd Down Conversions	5-16	5-13
4th Down Conversions	3-4	0-1
Sacks By	1-5	5-43

COLORADO STATE INDIVIDUAL LEADERS


RUSHING	Att.	Yds.	TD	RECEIVING	Rec.	Yds.	TD
Sapp	36	160	1	Rebstock	3	34	0
Rice	2	39	1	Layne	2	46	0
Rebstock	1	6	0	Ochoa	2	22	0
Sanders	3	4	0	Rice	2	20	0
Newton	7	(-50)	0	Cuppari	2	19	0
				Woolstenhulme	1	9	0
				Sapp	1	8	0
PASSING	A-C-I	Yds.	TD	TACKLES	UA	A	TT
Newton	28-13-1	158	0	Howell	7	1	8
				Crowell	6	1	7
				Gibson	4	1	5
				Ju. Gallimore	4	0	4
				Sprague	3	1	4

2001 NEW ORLEANS BOWL

Tuesday, Dec. 18, 2001 | 27,004
 Louisiana Superdome | New Orleans, La.
Bowl MVP - Justin Gallimore, DB

SCORE	1	2	3	4	OT	FINAL
Colorado State	17	7	7	14	--	45
North Texas	0	14	0	6	--	20

Colorado State's made school history in 2001, playing in a third consecutive bowl game. CSU won the first-ever New Orleans Bowl played at the Louisiana Superdome, home to Super Bowl XXXVI just seven weeks later. And, the win marked the first time in school history that Colorado State had won back-to-back bowl games.



Senior receiver Brad Svoboda scored the first touchdown of his career, a 2-yard reverse, on the game's first drive, set up by a 56-yard catch-and-run play by Pete Rebstock on a pass from Bradlee Van Pelt.

Colorado State sealed the win in the third quarter when the game's MVP, Justin Gallimore, blocked a punt and recovered it for a touchdown to put the Rams up, 31-14.

SCORING SUMMARY

- CSU** - Svoboda 2 run (Naughton kick)
- CSU** - Naughton 46 FG
- CSU** - Ochoa 8 pass Van Pelt (Naughton kick)
- UNT** - Dean 5 pass Hall (Ball kick)
- CSU** - Van Pelt 6 run (Naughton kick)
- UNT** - Branch 42 pass Hall (Ball kick)
- CSU** - Justin Gallimore blocked punt return (Naughton kick)
- CSU** - Dixon 2 run (Naughton kick)
- UNT** - Vomhof 20 run (Naughton kick)
- UNT** - Blount 13 pass Bridges (pass failed)

TEAM STATISTICS	CSU	UNT
First Downs	20	19
Rushes-Yards (Net)	45-246	41-133
Passes Att-Comp-Int	17-8-2	34-15-1
Passing Yards	129	196
Total Offense Plays-Yards	62-375	75-329
Fumbles-Lost	1-1	1-1
Penalties-Yards	6-41	10-78
Interceptions	1-0	2-32
Punts-Avg.	3-32.3	5-27.2
Punt Returns-Yards	4-31	1-15
Kick Returns-Yards	3-59	5-79
Time of Possession	33:45	26:15
3rd Down Conversions	4-11	6-16
4th Down Conversions	0-1	1-4
Sacks By	4-30	1-9

COLORADO STATE INDIVIDUAL LEADERS

RUSHING	Att.	Yds.	TD	RECEIVING	Rec.	Yds.	TD
Childs	12	97	0	Rebstock	2	73	0
Ruff	12	60	0	Ochoa	2	18	1
Vomhof	9	51	1	Ruff	1	20	0
Van Pelt	7	34	1	Davis	1	14	0
Svoboda	1	2	1	Dreesen	1	5	0
Dixon	4	2	1	Hill	1	(-1)	0
PASSING	A-C-I	Yds.	TD	TACKLES	UA	A	TT
Van Pelt	14-5-2	106	1	Pauly	9	1	10
Busch	3-3-0	23	0	Sprague	4	5	9
				Wood	8	0	8
				Ja. Gallimore	7	0	7

2002 LIBERTY BOWL

Tuesday, Dec. 31, 2002 | 55,207
 Liberty Bowl Memorial Stadium | Memphis, Tenn.
Bowl MVPs - Rhett Nelson, DB; Cecil Sapp, RB


SCORE	1	2	3	4	OT	FINAL
Colorado State	0	0	3	0	--	3
TCU	0	7	0	10	--	17

Colorado State concluded a successful 2002 season with the program's third trip in four seasons to the Liberty Bowl as the Mountain West Conference champion.

Colorado State entered the game with a 10-3 record, the fourth time in Sonny Lubick's career at Colorado State the Rams had won 10 or more games in a season.

Jeff Babcock's 46-yard field goal in the third quarter put the Rams on the scoreboard and proved to be the only scoring for the Rams in the game.

Running back Cecil Sapp was the offensive star gaining 106 yards on the day, while linebacker Eric Pauly, defensive back David Vickers, linebacker Adam Wade and linebacker Drew Wood all finished in double figures in tackles.



2003 SAN FRANCISCO BOWL

Wednesday, Dec. 31, 2003 | 25,621
 SBC Park | San Francisco, Calif.


SCORE	1	2	3	4	OT	FINAL
Colorado State	0	7	7	7	--	21
Boston College	21	0	0	14	--	35

Colorado State continued its bowl-game streak by winning five of the team's final seven games, including a 24-23 win over UNLV on the Rams' final drive of the game to ensure another postseason trip.

The Rams battled back from a first-quarter deficit to close within a touchdown when WR David Anderson caught a 40-yard toss from QB Bradlee Van Pelt to draw the Rams within 21-14. Anderson set CSU bowl records with 10 receptions for 134 yards.

LB Jeff Flora led the Rams defense, which limited BC to 361 yards, with nine tackles. The Rams also were credited with three quarterback sacks in the game.

The game was played in SBC Park, home of the MLB's San Francisco Giants.



SCORING SUMMARY

- TCU - Dunbar 2 pass Stilley (Browne kick)
- CSU - Babcock 46 FG
- TCU - Browne 25 FG
- TCU - Madison 3 run (Browne kick)

TEAM STATISTICS	CSU	TCU
First Downs	8	13
Rushes-Yards (Net)	31-89	52-197
Passes Att-Comp-Int	28-6-3	28-16-1
Passing Yards	50	141
Total Offense Plays-Yards	59-139	80-338
Fumbles-Lost	5-3	2-1
Penalties-Yards	7-49	9-70
Interceptions	1-2	3-50
Punts-Avg.	8-36.9	8-36.6
Punt Returns-Yards	4-64	2-10
Kick Returns-Yards	3-45	1-11
Time of Possession	26:13	22:47
3rd Down Conversions	3-16	5-16
4th Down Conversions	0-1	0-1
Sacks By	0-0	1-7

COLORADO STATE INDIVIDUAL LEADERS

RUSHING	Att.	Yds.	TD	RECEIVING	Rec.	Yds.	TD
Sapp	19	106	0	Pittman	4	33	0
Childs	1	0	0	Dreessen	1	11	0
Sanders	1	(-4)	0	Cuppari	1	6	0
Van Pelt	9	(-6)	0				
Holland	1	(-7)	0				

PASSING	A-C-I	Yds.	TD	TACKLES	UA	A	TT
Van Pelt	19-4-1	24	0	Pauly	6	6	12
Holland	8-2-2	26	0	Vickers	5	7	12
Cuppari	1-0-0	0	0	Wood	6	5	11
				Wade	5	5	10

SCORING SUMMARY

- BC - Knight 5 yard run (Sciortino kick)
- BC - Lester 50 yard pass from Peterson (Sciortino kick)
- BC - Knight 3 yard run (Sciortino kick)
- CSU - Green 7 yard run (Babcock kick)
- CSU - Anderson 40 yard pass from Van Pelt (Babcock kick)
- BC - Lester 19 yard pass from Peterson (Sciortino kick)
- BC - Night 28 yard run (Sciortino kick)
- CSU - Van Pelt 1 yard run (Babcock kick)

TEAM STATISTICS	CSU	BC
First Downs	21	19
Rushes-Yards (Net)	34-146	39-137
Passes Att-Comp-Int	37-22-5	25-16-1
Passing Yards	242	224
Total Offense Plays-Yards	71-388	64-361
Fumble Returns-Yards	0-0	0-0
Fumbles-Lost	1-0	2-0
Penalties-Yards	4-35	5-56
Interceptions-Yards	1-0	5-82
Punts-Avg.	3-40.3	5-33.8
Punt Returns-Yards	1-3	1-16
Kick Returns-Yards	6-159	4-90
Time of Possession	31:11	28:49
Sacks By	3-16	1-6

COLORADO STATE INDIVIDUAL LEADERS

RUSHING	Att.	Yds.	TD	RECEIVING	Rec.	Yds.	TD
Green	20	74	1	Anderson	10	134	1
Van Pelt	11	65	1	Dreessen	5	28	0
Hill	1	5	0	Wynn	3	32	0
Houston	2	2	0	Bartz	2	37	0
				Hill	1	6	0
				Houston	1	5	0

PASSING	A-C-I	Yds.	TD	TACKLES	UA	A	TT
Van Pelt	25-14-3	163	1	Flora	4	5	9
Holland	12-8-2	79	0	Wood	4	2	6
				Davis	0	6	6
				Mastropaolo	3	2	5

2005 POINSETTIA BOWL


Thursday, Dec. 22, 2005 | 36,842
Qualcomm Stadium | San Diego, Calif.

SCORE	1	2	3	4	OT	FINAL
Colorado State	10	0	14	6	--	30
Navy	7	20	14	10	--	51

Despite throwing for 381 yards, senior Justin Holland and the Rams could not overcome the Navy offense in the inaugural Poinsettia Bowl. The Rams ended their season with a 6-6 record, the 11th time in Sonny Lubick's 13-year career the Rams had ended the year with a non-losing record.

Navy slotback Reggie Campbell led the team, tying the NCAA bowl record with five touchdowns.

Colorado State sophomore Kory Sperry caught a career-high eight passes for a career-high 117 yards, including four for 54 yards in the opening drive. Senior David Anderson had a game-high 126 yards receiving, second most in a Colorado State bowl game. Kyle Bell rushed for 122 yards in the game. It was the sixth time that season Bell had surpassed 100 yards.



SCORING SUMMARY

- CSU** - Bell 1 yard run (Smith Kick)
- Navy**- Campbell 55 yard pass from Owens (Bullen kick)
- CSU** - Smith 34 yard field goal
- Navy**- Nelson 22 yard run (Bullen kick blocked)
- Navy**- Campbell 22 yard run (Bullen kick)
- Navy**- Campbell 2 yard run (Bullen kick)
- Navy**- Campbell 21 yard run (Bullen kick)
- CSU** - Osborn 10 yard pass from Holland (Smith kick)
- CSU** - Osborn 20 yard pass from Holland (Smith kick)
- Navy**- Campbell 34 yard pass from Owens (Bullen kick)
- Navy**- Nelson 21 yard run (Bullen kick)
- CSU** - Walker 22 yard pass from Holland (Anderson rush failed)
- Navy**- Bullen 25 yard field goal

TEAM STATISTICS	CSU	NAVY
First Downs	26	33
Rushes-Yards	34-141	69-467
Passing Yards	431	144
Passes Att-Comp-Int	39-28-0	11-5-1
Total Plays-Yards	73-572	80-611
Fumble Returns-Yards	0-0	0-0
Punt Returns-Yards	0-0	1-14
Kickoff Returns-Yards	9-179	6-110
Int. Returns-Yards	1-27	0-0
Punts (Number-Avg)	4-39.89	0-0
Fumbles-Lost	1-0	1-1
Penalties-Yards	7-79	2-10
Possession Time	30:44	29:16
Sacks By: Number-Yards	0-0	3-25

COLORADO STATE INDIVIDUAL LEADERS

RUSHING				RECEIVING			
RUSHING	Att.	Yds.	TD	RECEIVING	Rec.	Yds.	TD
Bell	22	122	1	Anderson	9	126	0
Morton	1	17	0	Sperry	8	117	0
Hanie	2	14	0	Morton	2	77	0
Ohaeri	3	5	0	J.Walker	2	49	1
Green	1	5	0	Osborn	2	30	2
T.Walker	1	1	0				
Holland	4	(-23)	0	TACKLES			
				Kochevar	UA	A	TT
					11	5	16
					8	0	8
					8	0	8
					6	0	6
PASSING				TACKLES			
PASSING	A-C-I	Yds.	TD	Brewer	UA	A	TT
Holland	33-26-0	381	3		6	4	10
Hanie	6-2-0	50	0	Galusha	7	2	9
				Pagnotta	6	3	9
				Sisson	3	3	6
				Oppenpeer	3	3	6

2008 NEW MEXICO BOWL


Saturday, Dec. 20, 2008 | 24,735
University Stadium | Albuquerque, N.M.

Bowl MVPs - Gartrell Johnson, RB; Tommie Hill, DE

SCORE	1	2	3	4	OT	FINAL
Colorado State	10	10	0	20	--	40
Fresno State	14	7	7	7	--	35

Gartrell Johnson sealed CSU's first bowl victory since 2001 on a 77-yard touchdown with 1:46 remaining. Johnson tallied 375 combined rushing and receiving yards, the most by any NCAA player ever in a bowl game.

The Rams took their first lead at 33-28 when Billy Farris threw a 69-yard TD to Rashaun Greer with seven minutes left. Fresno State cornerback Sharrod Davis took a big chance but whiffed on his attempt to bat the ball.



Fans came out of the stands as the final seconds ticked off, capping a strong first season for coach Steve Fairchild. Johnson was named most valuable offensive player and Tommie Hill was named Defensive Player of the Game.

SCORING SUMMARY

- CSU** - Miller 1 yard run (Goessling kick)
- CSU** - Stucker 18 yard run (Smith kick)
- FS** - Harding 2 yard run (Goessling kick)
- CSU** - Smith 29 yard field goal
- CSU** - Smith 22 yard field goal
- FS** - Miller 69 yard run (Goessling kick)
- CSU** - Sperry 22 yard pass from Farris (Smith kick)
- FS** - Harding 2 yard run (Goessling kick)
- CSU** - Johnson 1 yard run (Johnson rush failed)
- CSU** - Greer 69 yard pass from Farris (Smith kick)
- CSU** - Johnson 77 yard run (Smith kick)
- FS** - Skidmore 7 yard pass from Brandstater (Goessling kick)

TEAM STATISTICS	CSU	BC
First Downs	22	20
Rushes-Yards	39-362	39-248
Passing Yards	257	186
Passes Att-Comp-Int	30-17-1	23-13-1
Total Plays-Yards	69-619	62-434
Fumble Returns-Yards	0-0	0-0
Punt Returns-Yards	2-0	1-1
Kickoff Returns-Yards	5-87	4-96
Int. Return-Yards	1-15	1-26
Punts (Number-Avg)	2-42.0	5-43.4
Fumbles-Lost	3-0	0-0
Penalties-Yards	6-60	3-25
Possession Time	31:49	28:11
Sacks By: Number-Yards	0-0	1-4

COLORADO STATE INDIVIDUAL LEADERS

RUSHING				RECEIVING			
RUSHING	Att.	Yds.	TD	RECEIVING	Rec.	Yds.	TD
Johnson	27	285	2	Johnson	5	90	0
Morton	3	41	0	Pauga	4	36	0
Stucker	1	18	0	Morton	3	29	0
Mosure	2	17	0	Greer	1	69	1
Bell	2	6	0	Sperry	1	22	1
Farris	3	(-1)	0				
PASSING				TACKLES			
PASSING	A-C-I	Yds.	TD	Brewer	UA	A	TT
Farris	29-17-1	257	2		6	4	10
Borky	1-0-0	0	0	Galusha	7	2	9
				Pagnotta	6	3	9
				Sisson	3	3	6
				Oppenpeer	3	3	6

2013 NEW MEXICO BOWL

Saturday, Dec. 21, 2013 | 27,104
University Stadium | Albuquerque, N.M.
Defensive Player of the Game - Shaquill Barrett, LB

SCORE	1	2	3	4	OT	FINAL
Washington State	21	14	3	7	--	45
Colorado State	10	13	7	18	--	48

Down 45-30 with 4:17 left in the game and two timeouts left, QB Garrett Grayson led the Rams 72 yards down the field in just 1:25 and found freshman WR Jordan Vaden for a 12-yard touchdown to cut the score to 45-37 with 2:52 left in the game.



After using both timeouts, WSU converted with a nine-yard pass to seemingly put the nail in the coffin on the game with just over two minutes left. Shaquill Barrett stripped WSU RB Jeremiah Laufasa and pounced on the ball with 1:51 left in the game. CSU marched down the field and Bibbs scored his 31st touchdown of the season. The Rams then converted a 'Statue-of-Liberty' handoff to Donnell Alexander to tie the game at 45-45. On the next kickoff, Steve O Michel forced a fumble which Jasen Oden recovered. Jared Roberts sealed the victory with a 41-yard field goal as time expired. The Rams scored 18 points over the final 3 minutes.

SCORING SUMMARY

- WSU** - Cracraft 25 yard pass from Halliday (Furney kick)
- WSU** - Marks 1 yard pass from Halliday (Furney kick)
- CSU** - Lovett 63 yard pass from Grayson (Roberts kick)
- WSU** - West 28 yard pass from Halliday (Furney kick)
- CSU** - Roberts 25 yard field goal
- CSU** - Roberts 19 yard field goal
- WSU** - Mayle 28 yard pass from Halliday (Furney kick)
- WSU** - Galvin 3 yard pass from Halliday (Furney kick)
- CSU** - Bibbs 1 yard run (Roberts kick)
- CSU** - Roberts 30 yard field goal
- WSU** - Furney 33 yard field goal
- CSU** - Bibbs 75 yard run (Roberts kick)
- WSU** - Myers 22 yard pass from Halliday (Furney kick)
- CSU** - Vaden 12 yard pass from Grayson (Roberts kick)
- CSU** - Bibbs 1 yard run (Alexander rush)
- CSU** - Roberts 41 yard field goal

TEAM STATISTICS	CSU	WSU
First Downs	29	21
Rushes-Yards	46-226	19(-10)
Passing Yards	369	410
Passes Att-Comp-Int	51-31-1	58-37-1
Total Plays-Yards	97-595	77-400
Fumble Returns-Yards	0-0	1-29
Punt Returns-Yards	0-0	2-24
Kickoff Return-Yards	4-52	4-66
Int. Return-Yards	1-1	1-8
Punts (Number-Avg)	5-32.8	6-40.5
Fumbles-Lost	2-2	3-2
Penalties-Yards	7-48	10-70
Possession Time	34:21	25:39
Sacks By: Number-Yards	5-52	2-22

COLORADO STATE INDIVIDUAL LEADERS

RUSHING				RECEIVING			
	Att.	Yds.	TD		Rec.	Yds.	TD
Bibbs	27	174	3	Vaden	8	60	1
Alexander	7	31	0	Lovett	5	93	1
Grayson	8	10	0	Hansley	4	56	0
				Gillmore	4	44	0
PASSING				TACKLES			
	A-C-I	Yds.	TD		UA	A	TT
Grayson	50-31-1	369	2	Davis	5	2	7
				Pierre-Louis	5	2	7
				Barrett	4	2	6

2014 LAS VEGAS BOWL

Saturday, Dec. 20, 2014 | 33,067
Sam Boyd Stadium | Las Vegas, Nev.

SCORE	1	2	3	4	OT	FINAL
Utah	21	3	7	14	--	45
Colorado State	10	0	0	0	--	10

The Rams finished one of the most successful seasons in school history with a record of 10-3, making them one of just five teams in program history to win at least 10 games.



Garrett Grayson finished the season with a school-record 4,006 passing yards - 4th-most in Mountain West history - and claimed CSU career passing records in every major category. His longest completion went 59 yards in the first quarter to All-American Rashard Higgins, who hauled in 7 receptions for 110 yards to record his 10th 100-yard receiving game of the year.

Indicative of the uncharacteristic offensive struggles, the unit that set a school record this season for success on third down was limited to 1-of-10 on third-down conversion opportunities.

SCORING SUMMARY

- UU** - Wilson 8 yard run (Phillips kick)
- UU** - McClellon 16 yard pass from Wilson (Phillips kick)
- CSU** - Grayson 39 yard pass from Lovett (Roberts kick)
- UU** - Booker 60 yard run (Phillips kick)
- CSU** - Roberts 41 yard field goal
- UU** - Phillips 38 yard field goal
- UU** - Wilson 15 yard run (Phillips kick)
- UU** - Wilson 12 yard run (Phillips kick)
- UU** - Poole 10 yard run (Phillips kick)

TEAM STATISTICS	CSU	UTAH
First Downs	13	29
Rushes-Yards	19-12	48-359
Passing Yards	266	189
Passes Att-Comp-Int	35-21-1	39-19-1
Total Plays-Yards	54-278	77-548
Fumble Returns-Yards	0-0	0-0
Punt Returns-Yards	1--2	2-8
Kickoff Return-Yards	7-127	2-26
Int. Return-Yards	1-0	1-13
Punts (Number-Avg)	7-44.0	3-39.0
Fumbles-Lost	2-1	0-0
Penalties-Yards	7-73	7-68
Possession Time	26:04	33:56
Sacks By: Number-Yards	0-0	3-23

COLORADO STATE INDIVIDUAL LEADERS

RUSHING				RECEIVING			
	Att.	Yds.	TD		Rec.	Yds.	TD
Hart	7	21	0	Higgins	7	110	0
Jarrells	6	13	0	Williams	3	49	0
Oden Jr.	1	12	0	Hansley	3	16	0
Team	1	(-13)	0	Lovett	2	16	0
Grayson	4	(-21)	0	Grayson	1	39	1
PASSING				TACKLES			
	A-C-I	Yds.	TD		UA	A	TT
Grayson	34-20-1	227	0	Pierre-Louis	6	3	9
Lovett	1-1-0	39	1	Morgan	3	6	9
				Davis	6	2	8
				James	3	3	6
				Lovingood	3	3	6
				Davis	4	1	5

GENERAL THE RAMS 2022 REVIEW HISTORY UNIVERSITY

2015 ARIZONA BOWL

Tuesday, Dec. 29, 2015 | 20,425
Arizona Stadium | Tucson, Ariz.

SCORE	1	2	3	4	OT	FINAL
Nevada	3	16	3	6	--	28
Colorado State	0	13	7	3	--	23

Rashard Higgins became the school's all-time receiving yardage leader as Colorado State fell 28-23 in the inaugural NOVA Home Loans Arizona Bowl.

Mike Bobo became the 1st CSU head coach to win seven regular season games in his first year.

After forcing a Nevada punt with 7:05 left, CSU drove 42 yards in eight plays to kick the go-ahead field goal, a 38-yard effort from Wyatt Bryan, with 3:40 remaining to put CSU up 23-22. Nevada, however, put together their longest drive since the 2nd quarter, covering 72 yards in eight plays for the game-winning touchdown.

CSU made one last threat, moving the ball from its own 12 to the Nevada 12-yard line in just 58 seconds, but the Rams could not get to the line of scrimmage for one last shot into the end zone before time ran out.

SCORING SUMMARY

- NEV** - Zuzo 19 yard field goal
- NEV** - Zuzo 37 yard field goal
- CSU** - Stevens 1 yard run (Bryan kick)
- NEV** - Butler 77 yard run (Zuzo kick failed)
- CSU** - Bryan 20 yard field goal
- NEV** - Mitchell 96 yard kickoff return (Zuzo kick)
- CSU** - Bryan 29 yard field goal
- NEV** - Zuzo 40 yard field goal
- CSU** - Oden, Jr. 9 yard run (Bryan kick)
- CSU** - Bryan 38 yard field goal
- NEV** - Butler 4 yard run (Butler run failed)

TEAM STATISTICS	CSU	NEV
First Downs	30	18
Rushes-Yards	42-222	40-270
Passing Yards	310	74
Passes Att-Comp-Int	42-22-0	13-6-0
Total Plays-Yards	84-532	53-345
Fumble Returns-Yards	0-0	1-9
Punt Returns-Yards	0-0	1-13
Kickoff Return-Yards	4-96	5-182
Int. Return-Yards	0-0	0-0
Punts (Number-Avg)	2-38.0	2-35.0
Fumbles-Lost	1-1	0-0
Penalties-Yards	7-65	3-20
Possession Time	32:30	27:30
Sacks By: Number-Yards	1-2	3-11

COLORADO STATE INDIVIDUAL LEADERS

RUSHING	Att.	Yds.	TD	RECEIVING	Rec.	Yds.	TD
Matthews	12	87	0	Higgins	9	129	0
Dawkins	14	62	0	Dawkins	3	35	0
Oden	8	51	1	Matthews	2	31	0
Stevens	7	12	1	Hansley	2	31	0
Leonard	1	10	0	Walker	2	31	0
				Vaden	2	24	0
				Peralta	1	22	0
PASSING	A-C-I	Yds.	TD	TACKLES	UA	A	TT
Stevens	42-22-0	310	0	Davis	5	2	7
				Pierre-Louis	5	2	7
				Barrett	4	2	6

2016 FAMOUS IDAHO POTATO BOWL

Thursday, Dec. 22, 2016 | 24,975
Albertsons Stadium | Boise, Idaho

SCORE	1	2	3	4	OT	FINAL
Idaho	0	20	21	20	--	61
Colorado State	0	7	7	36	--	50

Sophomore receiver Olabisi Johnson set CSU's all-time record for receiving yards in a game with 265, but the Rams allowed 606 yards of total offense and a 41-0 Vandal scoring run. Junior quarterback Nick Stevens threw for 445 yards and a career-best tying five touchdowns.

The Rams jumped out to a 7-0 lead on a 52-yard touchdown pass from Stevens to Johnson on the first play of the second quarter, but struggled from that point as the Vandals scored 41 unanswered points. CSU scored 36 points in just over 5 minutes in the fourth, but ultimately couldn't overcome its early struggles, which included three turnovers.

Sophomore linebacker Josh Watson led the way for the Rams defensively, recording 10 total tackles



SCORING SUMMARY

- CSU** - Johnson 52 yard pass from Stevens (Bryan kick)
- UI** - Saunders 2 yard run (Rehkwow kick failed)
- UI** - Saunders 26 yard run (Rehkwow kick)
- UI** - Sannon 6 yard pass (Rehkwow kick)
- UI** - Linehan 7 yard run (Rehkwow kick)
- UI** - Watson 74 yard pass from Linehan (Rehkwow kick)
- UI** - Sannon 16 yard pass from Linehan (Rehkwow kick)
- CSU** - Gallup 12 yard pass from Stevens (Bryan kick)
- UI** - Duckworth 5 yard run (Rehkwow kick)
- CSU** - Johnson 73 yard pass from Stevens (Bryan kick)
- UI** - Frysinger 54 yard pass from Linehan (Rehkwow kick)
- CSU** - Gallup 60 yard pass from Stevens (Bryan kick)
- UI** - Saunders 12 yard run (Rehkwow kick failed)
- CSU** - Gallup 3 yard pass from Stevens (Bryan kick)
- CSU** - Dawkins 22 yard run (Bryan kick)
- CSU** - Matthews 1 yard run (Johnson pass from Stevens)

TEAM STATISTICS	CSU	IDAHO
First Downs	25	30
Rushes-Yards	30-155	51-225
Passing Yards	445	381
Passes Att-Comp-Int	36-21-2	31-21-0
Total Plays-Yards	66-600	82-606
Fumble Returns-Yards	0-0	0-0
Punt Returns-Yards	1(-4)	1-4
Kickoff Return-Yards	9-163	4-90
Int. Return-Yards	0-0	2-0
Punts (Number-Avg)	6-42.5	7-34.7
Fumbles-Lost	2-1	1-0
Penalties-Yards	10-92	7-69
Possession Time	23:55	36:05
Sacks By: Number-Yards	3-12	0-0

COLORADO STATE INDIVIDUAL LEADERS

RUSHING	Att.	Yds.	TD	RECEIVING	Rec.	Yds.	TD
Dawkins	16	118	1	Johnson	7	265	2
Matthews	10	29	1	Gallup	6	108	3
Stevens	2	5	0	Ruiz	3	35	0
Clark	2	3	0				
PASSING	A-C-I	Yds.	TD	TACKLES	UA	A	TT
Stevens	36-21-2	445	5	Watson	6	4	10
				Davis	7	2	9
				Colorito	5	3	8

2017 GILDAN NEW MEXICO BOWL

Saturday, Dec. 16, 2017 | 26,087
 Dreamstyle Stadium | Albuquerque, N.M.

SCORE	1	2	3	4	OT	FINAL
Marshall	0	21	10	0	--	31
Colorado State	0	14	0	14	--	28

The 2013 New Mexico Bowl comeback was not to be replicated, as they fell 31-28 to the Marshall Thundering Herd in the 2017 edition of the bowl.



CSU trailed 31-14 late in the third quarter, but strung together a pair of fourth-quarter touchdown drives that brought them back within a field goal.

After a defensive stand, the Rams got the ball back with 3:18 remaining, but on 4th-and-5 with 1:38 left, senior Nick Stevens had his pass attempt batted back to him and was tackled for a loss.

Stevens attempted a career-high 52 passes, as the Rams managed just 70 yards rushing on 31 attempts. Consensus All-American and Biletnikoff finalist Michael Gallup finished with six receptions for 68 yards to set a CSU single-season receptions record with 100.

SCORING SUMMARY

- MU** - Brady 76-yard pass from Litton (Vedvik kick)
- CSU** - Clark 5-yard pass from Stevens (Bryan kick)
- MU** - Yurachek 15-yard pass from Litton (Vedvik kick)
- CSU** - Stevens 9-yard run (Bryan kick)
- MU** - Davis 68-yard run (Vedvik kick)
- MU** - King 90-yard run (Vedvik kick)
- MU** - Vedvick 21-yard FG kick
- CSU** - Clark 24-yard pass from Stevens (Bryan kick)
- CSU** - Stevens 1-yard run (Bryan kick)

TEAM STATISTICS	CSU	MU
First Downs	26	18
Rushes-Yards	31-70	33-239
Passing Yards	320	262
Passes Att-Comp-Int	25-52-0	17-32-2
Total Plays-Yards	83-390	65-501
Fumble Returns-Yards	0-0	0-0
Punt Returns-Yards	2-0	1-1
Kickoff Return-Yards	0-0	1-23
Int. Return-Yards	2-(-1)	0-0
Punts (Number-Avg)	8-41.8	6-41.0
Fumbles-Lost	0-0	0-0
Penalties-Yards	3-15	11-107
Possession Time	32:04	27:56
Sacks By: Number-Yards	3-24	5-31

COLORADO STATE INDIVIDUAL LEADERS

RUSHING	Att.	Yds.	TD	RECEIVING	Rec.	Yds.	TD
Dawkins	10	50	0	Johnson	6	119	0
Matthews	10	31	0	Gallup	6	68	0
May	1	7	0	Clark	4	48	2
Clark	2	(-1)	0	Jackson	2	48	0
Stevens	8	(-16)	2	Fackrell	3	38	0
				Dawkins	3	0	0
				Stevens	1	(-1)	0
PASSING	A-C-I	Yds.	TD	TACKLES	UA	A	TT
Stevens	52-25-0	320	2	McDonald	6	3	9
				Fogal	4	2	6
				Watson	2	4	6
				Moody	4	0	4



YEAR-BY-YEAR OFFENSIVE STATISTICS

YR	G	TOTAL OFF.				RUSHING				PASSING							3RD DN			1ST DNS	PEN	TO +/-	PTS	PPG	
		PLS	YDS	YPG	TD	ATT	YDS	YPG	TD	ATT	CMP	YDS	YPG	%	TD	INT	ATT	CO	%						
1950	9	522	2,715	301.6	-	387	1,829	203.2	-	140	60	886	98.4	42.9	7	14	-	-	-	108	-	-	215	23.8	
1951	10	649	3,161	316.1	-	460	1,721	172.1	-	189	98	1,440	144.0	51.9	-	18	-	-	-	159	-	-	17	242	24.2
1952	10	638	2,704	270.4	26	449	1,673	167.3	-	189	91	1,031	103.1	48.1	7	15	-	-	-	126	62	-	1	177	17.7
1953	-	-	-	-	-	-	-	-	-	-	-	-	-	-	-	-	-	-	-	-	-	-	-	-	-
1954	10	-	2,287	228.7	-	342	1,409	140.9	-	161	62	878	87.8	38.5	-	-	-	-	-	110	-	-	-	93	9.3
1955	10	638	2,661	266.1	26	510	1,947	194.7	-	128	51	714	71.4	39.8	6	7	-	-	-	137	42	-	6	175	17.5
1956	10	630	2,506	250.6	23	483	1,760	176.0	-	147	44	747	74.7	29.9	5	25	-	-	-	129	53	-	22	156	15.6
1957	10	602	2,381	238.1	15	469	1,670	167.0	-	133	49	711	71.1	36.8	4	17	-	-	-	-	-	-	-	109	10.9
1958	10	581	2,518	251.8	-	452	1,803	180.3	-	129	56	715	71.5	43.4	9	6	-	-	-	116	-	-	-	178	17.8
1959	10	539	2,338	233.8	17	437	1,727	172.7	-	102	38	611	61.1	37.3	3	10	-	-	-	109	-	-	2	123	12.3
1960	10	531	1,865	186.5	13	376	1,173	117.3	-	155	53	692	69.2	34.2	3	18	-	-	-	104	-	-	12	92	9.2
1961	10	599	2,373	237.3	10	432	1,600	160.0	-	167	70	773	77.3	41.9	2	19	-	-	-	131	-	-	17	74	7.4
1962	10	-	2,035	203.5	-	-	1,207	120.7	-	197	82	828	82.8	41.6	-	20	-	-	-	120	-	-	14	66	6.6
1963	10	-	2,696	269.6	-	-	2,165	216.5	-	138	52	531	53.1	37.7	-	9	-	-	-	118	-	-	5	118	11.8
1964	11	663	2,072	188.4	16	503	1,437	130.6	-	160	48	635	57.7	30.0	4	17	-	-	-	121	-	-	9	111	10.1
1965	10	709	3,338	333.8	35	470	2,084	208.4	18	239	99	1,254	125.4	41.4	15	13	-	-	-	169	-	-	19	264	26.4
1966	10	709	3,353	335.3	37	502	2,021	202.1	26	207	89	1,332	133.2	43.0	10	11	-	-	-	152	-	-	16	275	27.5
1967	10	782	3,387	338.7	28	571	2,262	226.2	20	211	83	1,105	110.5	39.3	8	12	-	-	-	190	88	-	0	219	21.9
1968	10	757	2,729	272.9	15	492	1,428	142.8	10	265	100	1,311	131.1	37.7	7	19	-	-	-	160	64	-	1	133	13.3
1969	10	689	3,054	305.4	30	439	1,646	164.6	19	250	121	1,408	140.8	48.4	9	14	-	-	-	166	-	-	7	166	16.6
1970	11	878	4,226	384.2	27	554	2,044	185.8	19	324	137	1,860	169.0	42.3	8	17	-	-	-	214	-	-	2	214	19.5
1971	11	840	3,386	307.8	23	618	2,148	195.3	18	222	93	1,238	112.5	41.9	3	15	-	-	-	198	-	-	14	198	18.0
1972	11	849	3,335	303.2	18	670	1,736	157.8	11	279	120	1,599	145.4	43.0	6	26	-	-	-	194	54	-	27	128	11.6
1973	11	793	3,377	307.0	34	422	1,177	107.0	21	371	169	2,200	200.0	45.6	11	19	-	-	-	168	78	-	1	250	22.7
1974	11	803	4,476	406.9	37	436	1,596	145.1	13	367	171	2,880	261.8	46.6	23	24	-	-	-	220	80	-	15	295	26.8
1975	11	804	3,332	302.0	19	544	1,988	180.7	12	260	117	1,334	121.3	45.0	4	17	-	-	-	180	86	-	3	172	15.6
1976	11	759	3,438	312.5	23	592	2,391	217.4	17	167	67	1,047	95.2	38.3	3	13	-	-	-	178	88	-	10	186	18.6
1977	12	937	4,242	353.5	40	694	2,450	204.2	19	243	103	1,816	151.3	42.4	18	12	-	-	-	214	102	-	9	310	25.8
1978	11	854	4,188	380.7	29	613	2,580	234.5	13	240	108	1,608	146.2	45.0	13	17	-	-	-	199	105	-	1	238	21.6
1979	12	773	3,164	263.7	20	584	2,121	176.8	13	188	82	1,043	86.9	43.6	4	8	-	-	-	157	88	-	7	177	14.8
1980	11	855	4,161	378.3	26	442	1,469	133.5	11	413	210	2,692	244.7	50.8	15	17	152	60	39.5	227	84	-	3	232	21.1
1981	12	853	3,146	262.2	23	444	681	56.8	2	409	183	2,465	205.4	44.7	21	25	196	61	31.1	198	80	-	18	164	13.6
1982	11	827	3,766	342.4	27	415	984	89.5	5	412	214	2,782	252.9	51.9	21	23	-	-	-	205	91	-	9	220	20.0
1983	11	931	4,459	371.6	27	487	1,086	98.7	14	444	280	3,373	306.6	63.1	12	20	177	71	40.1	271	107	-	9	222	20.2
1984	11	808	4,041	367.4	27	413	1,275	115.9	12	394	215	2,770	251.8	54.6	16	17	161	61	37.8	238	74	-	18	230	20.9
1985	12	809	4,046	337.2	29	436	1,534	127.8	12	373	218	2,512	209.3	58.4	16	14	164	76	46.3	217	75	-	5	251	20.9
1986	11	843	4,028	366.2	30	463	1,373	124.8	21	320	208	2,655	241.4	54.7	7	16	167	74	44.3	214	67	-	6	266	24.2
1987	12	851	4,273	356.1	32	433	1,067	88.9	12	418	240	3,206	267.2	57.4	16	18	179	70	39.1	230	69	-	14	245	20.4
1988	11	784	3,682	334.7	23	387	1,092	99.3	10	397	204	2,590	235.5	51.4	12	24	171	58	33.9	193	81	-	5	193	17.5
1989	11	804	4,329	393.5	39	561	2,541	231.0	31	243	131	1,788	162.5	53.9	11	17	151	65	43.0	240	68	-	13	350	31.8
1990	13	1018	5,250	403.8	48	697	2,827	217.5	37	321	180	2,423	186.4	56.1	8	13	203	85	41.9	276	87	-	16	372	28.6
1991	11	779	4,190	380.9	35	486	1,875	170.5	16	293	172	2,315	210.5	58.7	18	15	143	57	39.9	222	62	-	23	265	24.1
1992	12	849	4,876	406.3	37	571	2,881	240.1	25	278	134	1,995	166.3	48.2	12	17	171	75	43.9	262	68	-	6	281	23.4
1993	11	734	3,596	326.9	30	435	1,793	163.0	14	299	134	1,803	163.9	44.8	13	9	155	57	36.8	194	93	-	7	230	20.9
1994	12	856	5,088	424.0	51	505	2,140	178.3	29	352	185	2,948	245.7	52.6	18	15	166	66	39.8	254	96	-	4	400	33.3
1995	12	837	4,343	361.9	45	483	1,932	161.0	21	354	170	2,421	201.8	48.0	17	19	155	58	37.4	230	98	-	3	339	28.3
1996	12	838	5,507	458.9	50	494	2,505	208.8	32	344	195	2,942	245.2	56.7	18	12	150	68	45.3	277	83	-	0	380	31.7
1997	13	828	5,496	422.8	64	527	2,845	218.8	32	301	190	2,651	203.9	63.1	24	9	151	54	35.8	258	87	-	26	477	36.7
1998	12	824	4,624	385.3	40	459	1,978	164.8	20	366	225	2,646	220.5	61.5	17	12	161	60	37.3	246	60	-	7	345	28.8
1999	12	796	4,351	362.6	45	421	1,745	145.4	20	377	216	2,627	218.9	57.3	20	14	152	47	30.9	222	73	-	2	345	28.8
2000	12	823	4,517	376.4	47	448	1,667	138.9	20	384	223	2,875	239.6	58.1	21	14	165	61	37.0	248	46	-	1	363	30.3
2001	12	782	4,159	346.6	36	504	2,340	195.0	20	278	133	1,819	151.6	47.8	12	16	169	60	35.5	202	64	-	2	298	24.8
2002	14	973	5,440	388.6	50	622	2,880	205.7	32	351	184	2,560	182.9	52.4	15	12	208	90	43.3	278	51	-	3	418	29.9
2003	13	900	5,706	438.9	49	543	2,480	190.8	25	357	217	3,226	248.2	60.8	22	15	177	80	45.2	277	63	-	15	381	29.3
2004	11	742	4,102	372.9	31	392	1,228	111.6	15	350	209	2,874	261.3	59.7	15	17	158	64	40.5	220	48	-	12	261	23.7
2005	12	822	4,896	408.0	41	420	1,460	121.7	14	402	248	3,436	286.3	61.7	25	15	169	69	40.8	241	73	-	5	321	26.8
2006	12	735	3,535	294.6	26	372	918	76.5	10	363	221	2,617	218.1	60.9	13	13	177	72	40.7	195	57	-	7	202	16.8
2007	12	838	4,546	378.8	37	521	2,000	166.7	15	317	197	2,546	212.2	62.1	18	15	183	76	41.						

YR	G	TOTAL OFF.				RUSHING				PASSING						3RD DN			1ST DNST	PEN	TO +/-	PTS	PPG			
		PLS	YDS	YPG	TD	ATT	YDS	YPG	TD	ATT	CMP	YDS	YPG	%	TD	INT	ATT	CO						%		
1950	9	556	2,223	247.0	-	387	1,291	143.4	-	169	83	932	103.6	49.1	7	16	-	-	-	124	-	-	141	15.7		
1951	10	667	2,451	245.1	-	510	1,663	166.3	-	157	70	788	78.8	44.6	-	10	-	-	126	-	-	*17	158	15.8		
1952	10	657	2,856	285.6	-	490	2,046	204.6	-	167	64	810	81.0	38.3	3	9	-	-	135	39	1	137	13.7			
1953	9	-	-	-	-	-	-	-	-	-	-	-	-	-	-	-	-	-	-	-	-	-	-	149	16.5	
1954	10	-	3,672	367.2	-	-	2,775	277.5	-	-	-	897	89.7	-	-	-	-	-	166	-	-	-	248	24.8		
1955	10	616	2,362	236.2	16	469	1,745	174.5	-	132	56	617	61.7	42.4	5	12	-	-	129	37	6	108	10.8			
1956	10	653	3,663	366.3	47	476	2,168	216.8	-	173	81	1,490	149.0	46.8	7	16	-	-	156	49	*22	305	30.5			
1957	10	-	-	-	-	-	-	-	-	-	-	-	-	-	-	-	-	-	-	-	-	-	-	224	22.4	
1958	10	-	2,383	238.3	-	-	1,536	153.6	-	171	67	847	84.7	39.2	-	15	-	-	142	-	-	-	110	11.0		
1959	10	-	2,785	278.5	-	-	734	73.4	-	188	86	1,051	105.1	45.7	-	12	-	-	160	-	-	-	2	147	14.7	
1960	10	-	3,481	348.1	-	-	2,401	240.1	-	153	75	1,080	108.0	49.0	-	11	-	-	178	-	-	*12	240	24.0		
1961	10	-	3,163	316.3	-	-	2,073	207.3	-	131	61	1,090	109.0	46.6	-	7	-	-	170	-	-	*17	249	24.9		
1962	10	-	3,484	348.4	-	-	2,562	256.2	-	135	63	922	92.2	46.7	-	8	-	-	163	-	-	*14	269	26.9		
1963	10	-	-	-	-	-	-	-	-	-	-	-	-	-	-	-	-	-	-	-	-	-	-	5	299	29.9
1964	11	654	3,078	279.8	-	449	1,555	141.4	-	205	94	1,523	138.5	45.9	-	13	-	-	150	-	-	9	199	18.1		
1965	10	696	3,685	368.5	36	384	1,640	164.0	20	312	147	2,045	204.5	47.1	14	21	-	-	176	-	-	19	264	26.4		
1966	10	636	2,998	299.8	25	365	1,256	125.6	10	271	133	1,742	174.2	49.1	15	20	-	-	154	-	-	16	178	17.8		
1967	10	674	2,735	273.5	18	402	1,231	123.1	9	272	100	1,504	150.4	36.8	9	16	-	-	147	70	0	149	14.9			
1968	10	781	3,574	357.4	32	528	2,070	207.0	20	253	109	1,504	150.4	43.1	11	10	-	-	195	81	*1	262	26.2			
1969	10	834	3,978	397.8	41	612	2,581	258.1	26	222	91	1,397	139.7	41.0	9	15	-	-	193	-	-	7	288	28.8		
1970	11	874	4,226	384.2	32	554	2,094	190.4	16	320	150	2,132	193.8	46.9	13	18	-	-	238	-	-	*2	256	23.3		
1971	11	746	3,739	339.9	38	531	2,528	229.8	25	215	88	1,195	108.6	40.9	11	9	-	-	184	-	-	*14	276	25.1		
1972	11	778	4,568	415.3	58	566	2,709	246.3	29	212	96	1,859	169.0	45.3	25	4	-	-	203	62	*27	413	37.5			
1973	11	848	4,020	365.5	44	638	2,476	225.1	26	210	94	1,544	140.4	44.8	17	13	-	-	204	89	*1	333	30.3			
1974	11	804	3,512	319.3	35	607	2,184	198.5	35	197	104	1,328	120.7	52.8	14	9	-	-	205	80	*15	266	24.2			
1975	11	798	3,588	326.2	31	572	2,259	205.4	20	226	97	1,329	120.8	42.9	11	15	-	-	213	60	3	234	21.3			
1976	11	810	3,083	280.3	21	572	1,699	154.5	12	238	111	1,384	125.8	46.6	10	15	-	-	180	60	*10	186	16.9			
1977	12	832	3,493	291.1	27	551	1,541	128.4	10	295	122	1,982	165.2	41.4	21	23	-	-	187	102	9	223	18.6			
1978	11	802	3,625	329.5	32	529	1,750	159.1	18	273	135	1,875	170.5	49.5	11	22	-	-	206	117	*1	247	22.5			
1979	12	852	4,426	368.8	30	594	2,502	208.5	15	258	129	1,924	160.3	50.0	13	15	-	-	223	96	*7	238	19.8			
1980	11	822	4,793	435.7	44	543	2,429	220.8	23	279	156	2,364	214.9	55.9	19	12	162	76	46.9	233	90	*3	330	30.0		
1981	12	955	5,421	451.8	70	655	3,304	275.3	41	300	180	2,117	176.4	60.0	28	12	193	91	47.2	279	44	*18	502	41.8		
1982	11	811	4,054	368.5	33	530	1,838	167.1	9	281	132	2,216	201.5	47.0	19	12	-	-	209	94	-	9	267	24.3		
1983	11	840	4,703	427.5	44	508	2,230	202.7	26	332	190	2,473	224.8	57.2	17	15	164	73	44.5	250	71	-	340	30.9		
1984	11	814	4,758	432.5	48	530	2,389	217.2	31	284	160	2,369	215.4	56.3	17	8	155	53	34.2	222	82	*18	360	32.7		
1985	12	942	5,589	465.8	40	574	2,924	243.7	28	368	221	2,665	222.1	60.1	11	13	174	100	57.5	284	93	-	5	332	27.7	
1986	11	819	3,889	353.5	29	443	1,395	126.8	10	376	216	2,494	226.7	57.4	17	20	160	65	40.6	201	74	6	237	21.5		
1987	12	882	5,003	416.9	45	505	2,031	169.3	24	377	234	2,972	247.7	62.1	20	11	173	72	41.6	246	105	*14	370	30.8		
1988	11	824	4,403	400.3	41	501	1,996	181.5	20	323	178	2,407	218.8	55.1	17	14	171	75	43.9	235	90	*5	342	31.1		
1989	11	790	4,650	422.7	38	479	2,228	205.2	20	311	162	2,422	220.2	52.1	16	21	161	85	52.8	239	103	13	304	27.6		
1990	13	896	4,766	366.6	39	486	1,747	134.4	19	410	222	3,019	232.2	54.1	17	25	176	64	36.4	256	97	*16	302	23.2		
1991	11	780	4,590	417.3	50	495	2,423	220.3	31	285	160	2,167	197.0	56.1	15	5	146	60	41.1	238	71	*2	375	34.1		
1992	12	715	5,157	429.8	39	532	2,612	217.7	23	352	177	2,545	212.1	50.3	16	13	156	55	35.3	269	63	6	334	27.8		
1993	11	785	4,276	388.7	32	430	1,448	131.6	13	355	217	2,828	257.1	61.1	18	12	159	63	39.6	237	72	7	268	24.4		
1994	12	883	4,059	338.3	32	473	1,603	133.6	14	411	224	2,456	204.7	54.5	13	19	185	59	31.9	225	80	4	269	22.2		
1995	12	847	4,123	343.6	34	497	1,750	145.8	14	344	196	2,373	197.8	57.0	17	19	174	56	32.2	225	95	*3	244	20.3		
1996	12	942	5,501	458.4	41	521	2,555	212.9	29	421	255	2,946	245.5	60.6	12	13	172	75	43.6	304	72	0	336	28.0		
1997	13	913	4,308	331.4	24	506	1,789	137.6	19	407	208	2,519	193.8	51.1	11	19	198	71	35.9	237	91	*26	203	15.6		
1998	12	840	4,039	336.6	33	511	1,917	159.8	17	329	187	2,122	176.8	56.8	14	14	179	66	36.9	225	73	7	263	21.9		
1999	12	859	4,284	357.0	32	475	1,657	138.1	12	382	222	2,696	224.7	58.1	14	13	182	56	30.8	231	98	*2	269	22.4		
2000	12	800	3,899	324.9	27	453	1,680	140.0	11	349	195	2,326	193.8	55.9	14	13	163	46	28.2	207	67	1	225	18.8		
2001	12	894	5,031	419.3	35	531	2,455	204.6	19	363	209	2,576	214.7	57.6	13	17	185	79	42.7	262	55	2	274	22.7		
2002	14	987	5,227	373.4	45	543	2,346	167.6	25	444	259	2,881	205.8	58.3	16	14	198	70	35.4	280	66	3	332	23.8		
2003	13	867	4,808	369.8	40	490	2,010	154.6	20	377	216	2,798	215.2	57.3	17	13	184	74	40.2	243	69	*15	318	24.5		
2004	11	800	4,572	415.6	41	472	2,439	221.7	23	328	186	2,133	193.9	56.7	15	8	154	65	42.2	247	69	*12	325	29.5		
2005	12	833	5,146	428.8	45	527	2,674	222.8	25	306	180	2,472	206.0	58.8	19	13	157	64	40.8	263	67	5	369	30.8		
2006	12	750	3,964	330.3	33	438	1,789	149.1	21	312	180	2,175	181.3	57.7	11	7	156	59	37.8	214	72	*7	263	21.9		
2007	12	840	4,982	415.2	45	507	2,487	207.3	27	333	209	2,495	207.9	62.8	15	7	166	71	42.8	254	65	0	369	30.8		
2008	13	866	5,331	410.1	51	470	2,471	190.1	22	396	253	2,860	220.0	63.9	23	10	172	81	47.1	278	78	2	393	30.2		
2009	12	816	4,653	387.8	47	434	1,825	152.1	22	382	243	2,828	235.7	63.6	24	11	172	94</								

Year	Overall	Conf.	Finish	Coach	Notes
Colorado Football/Intercollegiate Athletic Association (1893-1908)					
1893	3-5-0	--	--	None	
1894	0-1-0	--	-	None	
<i>1895-98 No Team</i>					
1899	0-2-1	--	-	W.J. Forbes	First season at Durkee Field
1900	1-3-0	--	-	George Toomey	
1901	1-2-0	--	-	Clarence Griffith	
1902	1-3-2	--	-	Clarence Griffith	
1903	5-1-0	--	-	Matt Rothwell	
1904	1-4-1	--	-	John McIntosh	
1905	3-4-0	--	-	John McIntosh	
1906	1-2-1	--	-	Claude Rothgeb	
1907	0-4-0	--	-	Claude Rothgeb	
1908	1-3-0	--	-	Claude Rothgeb	
Colorado Faculty Athletic Conference (1909)					
1909	1-2-0	--	-	Claude Rothgeb	
Rocky Mountain Athletic Conference (1910-37)					
1910	0-5-0	--	-	George Cassidy	
1911	0-6-0	--	-	Harry Hughes	Last season at Durkee Field
1912	3-2-0	2-2-0	T-3rd	Harry Hughes	First season at Colorado Field
1913	3-2-0	3-2-0	3rd	Harry Hughes	
1914	3-4-0	3-3-0	4th	Harry Hughes	
1915	7-0-0	7-0-0	1st	Harry Hughes	RMAC Champions
1916	6-0-1	6-0-1	1st	Harry Hughes	RMAC Champions
1917	1-7-1	0-7-0	8th	Harry Hughes	
1918	0-2-0	0-2-0	3rd	Harry Hughes	
1919	7-1-0	5-1-0	1st	Harry Hughes	RMAC Champions
1920	6-1-1	4-0-1	1st	Harry Hughes	RMAC Champions
1921	2-3-1	2-2-1	T-4th	Harry Hughes	
1922	5-2-1	5-1-1	2nd	Harry Hughes	
1923	5-2-1	5-1-1	T-2nd	Harry Hughes	
1924	4-2-0	3-2-0	T-2nd	Harry Hughes	
1925	9-1-0	8-0-0	1st	Harry Hughes	RMAC Champions
1926	6-2-1	5-2-0	T-4th	Harry Hughes	
1927	7-1-0	7-1-0	1st	Harry Hughes	RMAC Champions
1928	6-2-0	6-2-0	3rd	Harry Hughes	
1929	5-4-0	4-4-0	8th	Harry Hughes	
1930	3-5-1	3-3-1	T-5th	Harry Hughes	
1931	5-4-0	5-2-0	T-2nd	Harry Hughes	
1932	4-3-1	4-3-1	5th	Harry Hughes	
1933	5-1-1	5-1-1	T-1st	Harry Hughes	RMAC Champions
1934	6-2-1	6-1-1	T-1st	Harry Hughes	RMAC Champions
1935	3-4-1	2-4-1	9th	Harry Hughes	
1936	4-4-1	3-4-1	7th	Harry Hughes	
1937	1-7-0	1-6-0	11th	Harry Hughes	
Mountain States/Skyline Athletic/Big 7 Conference (1938-61)					
1938	1-5-2	0-4-2	7th	Harry Hughes	
1939	2-7-0	2-4-0	6th	Harry Hughes	
1940	3-4-2	1-3-2	6th	Harry Hughes	
1941	4-2-1	3-2-1	T-4th	Harry Hughes	
1942	4-3-0	2-3-0	T-4th	Julius Wagner	
<i>1943-44 No Team - World War II</i>					
1945	2-5-1	0-4-0	T-2nd	Julius Wagner	
1946	2-3-0	1-2-0	-	Julius Wagner	
	0-4-0	0-3-0	6th	Harry Hughes	
1947	5-4-1	2-3-1	5th	Bob Davis	
1948	8-3-0	4-1-0	2nd	Bob Davis	Raisin Bowl
1949	9-1-0	4-1-0	2nd	Bob Davis	
1950	6-3-0	4-1-0	2nd	Bob Davis	
1951	5-4-1	3-3-1	4th	Bob Davis	
1952	6-4-0	5-2-0	3rd	Bob Davis	
1953	4-5-0	3-4-0	5th	Bob Davis	
1954	3-7-0	3-4-0	6th	Bob Davis	
1955	8-2-0	6-1-0	1st	Bob Davis	Mountain States Champions
1956	2-7-1	2-4-1	5th	Don Mullison	
1957	3-7-0	2-5-0	T-6th	Don Mullison	
1958	6-4-0	4-3-0	4th	Don Mullison	
1959	6-4-0	5-2-0	2nd	Don Mullison	
1960	2-8-0	1-6-0	T-7th	Don Mullison	
1961	0-10-0	0-6-0	7th	Don Mullison	

Year	Overall	Conf.	Finish	Coach	Notes
Division 1-A Independent (1962-68)					
1962	0-10-0	--	-	Mike Lude	
1963	3-7-0	--	-	Mike Lude	
1964	5-6-0	--	-	Mike Lude	
1965	4-6-0	--	-	Mike Lude	
1966	7-3-0	--	-	Mike Lude	
1967	4-5-1	--	-	Mike Lude	Last season at Colorado Field
Western Athletic Conference (1968-98)					
1968	2-8-0	1-4-0	6th	Mike Lude	First season in Hughes Stadium
1969	4-6-0	0-4-0	8th	Mike Lude	
1970	4-7-0	1-3-0	6th	Jerry Wampfler	
1971	3-8-0	1-4-0	7th	Jerry Wampfler	
1972	1-10-0	1-4-0	7th	Jerry Wampfler	
1973	5-6-0	2-4-0	7th	Sark Arslanian	
1974	4-6-1	2-3-1	6th	Sark Arslanian	
1975	6-5-0	4-2-0	3rd	Sark Arslanian	
1976	6-5-0	2-4-0	7th	Sark Arslanian	
1977	9-2-1	5-2-0	3rd	Sark Arslanian	
1978	5-6-0	2-4-0	5th	Sark Arslanian	
1979	4-7-1	4-3-0	4th	Sark Arslanian	
1980	6-4-1	5-1-1	2nd	Sark Arslanian	
1981	0-6-0	0-3-0	-	Sark Arslanian	
	0-6-0	0-5-0	9th	Chester Caddas*	Replaced Arslanian as interim head coach in week 7
1982	4-7-0	3-5-0	6th	Leon Fuller	
1983	5-7-0	4-4-0	7th	Leon Fuller	
1984	3-8-0	2-6-0	7th	Leon Fuller	
1985	5-7-0	4-4-0	5th	Leon Fuller	
1986	6-5-0	4-4-0	T-4th	Leon Fuller	
1987	1-11-0	1-7-0	8th	Leon Fuller	Gridiron Bowl (regular season)
1988	1-10-0	1-7-0	T-8th	Leon Fuller	
1989	5-5-1	4-3-0	5th	Earle Bruce	
1990	9-4-0	6-1-0	2nd	Earle Bruce	Freedom Bowl Champions
1991	3-8-0	2-6-0	T-8th	Earle Bruce	
1992	5-7-0	3-5-0	8th	Earle Bruce	
1993	5-6-0	5-3-0	T-4th	Sonny Lubick	
1994	10-2-0	7-1-0	1st	Sonny Lubick	Final Ranking: 16; WAC Champions; Holiday Bowl
1995	8-4-0	6-2-0	T-1st	Sonny Lubick	WAC Co-Champions; Holiday Bowl
1996	7-5	6-2-0	2nd	Sonny Lubick	
1997	11-2	7-1-0	1st	Sonny Lubick	Final Ranking: 17; WAC Champions; Holiday Bowl Champions
1998	8-4	5-3-0	T-3rd	Sonny Lubick	
Mountain West Conference (1999-Present)					
1999	8-4	5-2-0	T-1st	Sonny Lubick	MWC Co-Champions; Liberty Bowl
2000	10-2	6-1-0	1st	Sonny Lubick	Final Ranking: 14; MWC Champions; Liberty Bowl Champions
2001	7-5	5-2-0	2nd	Sonny Lubick	New Orleans Bowl Champions
2002	10-4	6-1-0	1st	Sonny Lubick	MWC Champions; Liberty Bowl
2003	7-6	4-3-0	3rd	Sonny Lubick	San Francisco Bowl
2004	4-7	3-4-0	T-4th	Sonny Lubick	
2005	6-6	5-3-0	T-2nd	Sonny Lubick	Poinsettia Bowl
2006	4-8	1-7-0	T-8th	Sonny Lubick	
2007	3-9	2-6-0	T-7th	Sonny Lubick	
2008	7-6	4-4-0	5th	Steve Fairchild	New Mexico Bowl Champions
2009	3-9	0-8-0	9th	Steve Fairchild	
2010	3-9	2-6-0	T-6th	Steve Fairchild	
2011	3-9	1-6-0	T-6th	Steve Fairchild	
2012	4-8	3-5-0	T-7th	Jim McElwain	
2013	8-6	5-3-0	T-3rd	Jim McElwain	New Mexico Bowl Champions
2014	10-3	6-2-0	T-2nd	Jim McElwain	Royal Purple Las Vegas Bowl
				Dave Baldwin*	Baldwin served as interim head coach for bowl game
2015	7-6	5-3-0	T-3rd	Mike Bobo	NOVA Home Loans Arizona Bowl
2016	7-6	5-3-0	5th	Mike Bobo	Last season in Hughes Stadium; Famous Idaho Potato Bowl
2017	7-6	5-3-0	5th	Mike Bobo	First season in Canvas Stadium; Gildan New Mexico Bowl
2018	3-9	2-6-0	T-9th	Mike Bobo	
2019	4-8	3-5	T-7th	Mike Bobo	
2020	1-3	1-3	T-4th	Steve Addazio	COVID-19 pandemic forces eight-game, conference-only schedule during which the Rams have four games canceled.
2021	3-9	2-6	T-4th	Steve Addazio	
2022	3-9	3-5	5th	Jay Norvell	

Opponent	First Meeting	Last Meeting	Overall W-L-T	Home W-L-T	Road W-L-T
Abilene Christian	2017	2017*	1-0-0	1-0-0	0-0-0
Air Force	1957	2022	21-38-1	10-16-0	11-22-1#
Alabama	2013	2017	0-2-0	0-0-0	0-2-0
Arizona	1926	1994	3-13-1	0-3-0	3-10-1
Arizona State	1950	2000	1-20-0	1-5-0	0-15-0
Arkansas	1974	2018*	1-3-0	1-0-0	0-3-0
Arkansas State	1991*	1994*	2-0-0	2-0-0	0-0-0
Army	1959	1959	0-1-0	0-0-0	0-1-0
Boise State	2011*	2022	0-12-0	0-6-0	0-6-0
Boston College	2003#	2014	1-1-0	0-0-0	1-1-0
Bradley	1957	1957	0-1-0	0-0-0	0-1-0
BYU	1922*	2010*	27-38-3	16-18-3	11-20-0#
California	2003	2008	1-2-0	0-1-0	1-1-0
Cal Poly	2013*	2013*	1-0-0	1-0-0	0-0-0
Chattanooga	1996*	1996*	1-0-0	1-0-0	0-0-0
Chicago	1923	1923	0-1-0	0-0-0	0-1-0
Colorado	1893	2019#	22-67-2	7-21-1	15-46-1#
Colorado College	1900	1951	20-16-5	7-7-2	13-9-3
Colorado Mines	1893	1952	27-16-2	16-8-0	11-8-2#
Denver	1893#	1960	28-26-5	9-7-2	19-19-3
Drake	1922	1960*	3-2-0	1-1-0	2-1-0
East Tennessee State	2000*	2000	1-0-0	1-0-0	0-0-0
Eastern Michigan	1989*	1989*	0-0-1	0-0-1	0-0-0
Florida	2018	2018	0-1-0	0-0-0	0-1-0
Florida State	1972	1974	1-1-0	0-0-0	1-1-0
Fort Warren	1945	1946	1-1-0	0-0-0	1-1-0
Fresno State	1992	2020	10-6-0	4-3-0	6-3-0#
Fullerton State	1984*	1989	1-1-0	1-1-0	0-0-0
Georgia Southern	2007*	2007*	1-0-0	1-0-0	0-0-0
Hawai'i	1925	2022*	16-11-0	10-3-0	6-8-0
Houston	1972	2008*	1-3-0	1-1-0	0-2-0
Idaho	1969*	2016#	4-4-0	3-1-0	1-3-0#
Illinois State	2018	2018*	0-1-0	0-1-0	0-0-0
Iowa State	1966*	1983	1-4-0	1-1-0	0-3-0
Kansas	1931	1993	0-4-0	0-1-0	0-3-0
Kansas State	1908	1995#	1-5-0	1-1-0	0-4-0#
Emporia State	1967*	1967*	1-0-0	1-0-0	0-0-0
Longmont Academy	1893	1893*	1-1-0	1-0-0	0-1-0
Louisiana Lafayette	1987	1987	0-1-0	0-1-0	0-0-0
Louisiana Tech	1990	1990	0-1-0	0-0-0	0-1-0
Louisville	2000#	2002*	2-1-0	1-0-0	1-1-0#
LSU	1985	1992	1-1-0	0-0-0	1-1-0
Marshall	2017	2017	0-1-0	0-0-0	0-1-0#
Memphis	1974*	1974*	0-1-0	0-1-0	0-0-0
Miami	1985	1985	0-1-0	0-0-0	0-1-0
Miami (Ohio)	2003*	2010	0-2-0	0-1-0	0-1-0
Michigan	1994#	2022	0-2-0	0-0-0	0-2-0#
Michigan State	1998	1998	1-0-0	0-0-0	1-0-0
Middle Tennessee	2022*	2022*	0-1-0	0-1-0	0-0-0
Minnesota	2004*	2016	0-4-0	0-2-0	0-2-0

Bold indicates opponent on 2022 schedule

Opponent	First Meeting	Last Meeting	Overall W-L-T	Home W-L-T	Road W-L-T
Mississippi State	1981*	1984	0-2-0	0-1-0	0-1-0
Missouri	1982	1997#	1-1-0	0-0-0	1-1-0#
Montana	1946	1963	10-6-0	6-2-0	4-4-0
Montana State	1917*	2004*	3-0-1	3-0-1	0-0-0
Navy	2005#	2005#	0-1-0	0-0-0	0-1-0#
Nebraska	1920	1996	0-6-0	0-0-0	0-6-0
Nevada	1974*	2022	13-5-0	8-1-0	5-4-0#
New Mexico	1935	2022*	44-25-0	20-11-0	24-14-0#
New Mexico State	1948*	1999*	8-1-0	5-0-0	3-1-0
North Dakota State	2012*	2012*	0-1-0	0-1-0	0-0-0
North Texas	1967	2001*	1-2-0	0-1-0	1-1-0#
Northern Colorado	1899*	2016*	20-0-1	9-0-1	9-0-0
Occidental	1948#	1948#	0-1-0	0-0-0	0-1-0#
Ohio	1992*	1992*	1-0-0	1-0-0	0-0-0
Oklahoma State	1914	1955	1-1-0	0-0-0	1-1-0
Oregon	1976	1996	1-3-0	0-1-0	1-2-0#
Oregon State	1962	2017	2-1-0	1-0-0	1-1-0
Pacific	1954*	1978	7-3-0	2-2-0	5-1-0
Regis	1904*	1930	4-1-0	3-0-0	1-1-0
Rice	1998	1998	0-1-0	0-0-0	0-1-0
Sacramento State	2008*	2022*	1-1-0	1-1-0	0-0-0
San Diego State	1978	2020	14-22-0	5-11-0	9-11-0
San José State	1961	2022	7-5-0	4-2-0	3-3-0
Savannah State	2015	2015*	1-0-0	1-0-0	0-0-0
SMU	1998	1998	1-0-0	0-0-0	1-0-0
South Dakota State	1965*	2021*	2-1-0	1-1-0	1-0-0
Southern Miss	1985*	1999#	1-2-0	1-0-0	0-2-0#
TCU	1998*	2011	1-8-0	1-3-0	0-5-0#
Tennessee	1975	1987	0-4-0	0-0-0	0-4-0
Texas	1975	1975	0-1-0	0-0-0	0-1-0
Texas Tech	1968	1987	0-2-0	0-0-0	0-2-0
Toledo	1970	2021	2-2-0	1-1-0	1-1-0
Tulsa	1965	2014*	4-5-0	4-1-0	0-4-0
UC Davis	2014	2014	1-0-0	1-0-0	0-0-0
UCLA	1962	2002	0-2-0	0-0-0	0-2-0
UNLV	1978*	2019*	17-6-1	10-4-0	7-2-1
USC	2004	2004	0-1-0	0-0-0	0-1-0
UTSA	2015	2016	2-0-0	1-0-0	1-0-0
Utah	1902	2014#	22-56-2	14-24-0	8-32-2#
Utah State	1902	2022*	39-37-2	18-16-1	21-21-1
Utah Tech	2023*	2023*	0-0-0	0-0-0	0-0-0
UTEP	1963*	2013*	25-10-0	14-3-0	11-7-0
Washington State	2013#	2022	1-1-0	0-0-0	1-1-0#
Weber State	2003*	2009*	3-0-0	3-0-0	0-0-0
West Texas State	1965	1977	3-4-1	3-1-0	0-3-1
West Virginia	1970	1981	1-3-0	1-1-0	0-2-0
Western State	1929*	1936*	2-0-0	2-0-0	0-0-0
Wichita State	1966	1976*	4-2-0	3-0-0	1-2-0
Wyoming	1899*	2022*	58-50-5	32-24-1	26-26-4
Xavier	1956	1956	0-1-0	0-0-0	0-1-0

* - home games; # - includes neutral site; road totals include postseason

The program did not have a head coach from 1893-94 (3-6-0, .333) and did not field a team during the 1895-98 or 1943-44 seasons.

1893 Colorado Agricultural College CACs (3-5)

J 7	at Longmont Academy	L 8-12	-
J 28	Longmont Academy	W 24-16	-
F 11	Colorado	L 6-70	-
Ap. 1	at Northern Colorado	W 16-0	-
O 7	at Colorado	L 6-44	-
O 14	at Colorado Mines	L 6-12	-
O 21	Denver	W 10-6	-
O 28	at Colorado Mines	L 0-50	-

1894 Colorado Agricultural College CACs (0-1)

O 27	at Colorado	L 0-67	-
------	-------------	--------	---



W.J. Forbes

First head coach in program history

1899 (One Season)

0-2-1 (.167)

Alma mater: Vermont

Forbes was the first paid coach in school history, earning \$25 to lead the CACs in his only season at the helm.

1899 CAC Aggies (0-2-1)

O 21	Northern Colorado	T 5-5	-
O 28	at Colorado	L 0-63	-
N 11	Colorado Mines	L 5-49	-
N 30	at Wyoming* (Thanksgiving Day)	- -	-

*Game forfeited to CAC



George Toomey

Second head coach in program history

1900-01 (One-plus Season)

1-3 (.250)

Alma mater: Baker, Denver ('98)

Toomey was well-liked but the Dibble scandal of 1901 ended his coaching career when he inadvertently played an ineligible man in the CU game, resigning after that contest.

1900 CAC Aggies (1-3)

O 6	Northern Colorado*	- -	-
O 13	Colorado College	L 0-53	-
O 20	at Colorado	L 0-29	-
O 27	at Colorado Mines	L 0-11	-
N 24	Wyoming	W 16-0	-

*Game forfeited to Northern Colorado.



Clarence J. Griffith

Third head coach in program history

1901-02 (One-plus Season)

2-5-2 (.333)

Alma mater: Baker, Denver ('98)

Toomey's assistant, "Griff", took over in October 1901. He resigned just before the 1903 season to concentrate on his graduate studies and care for his new baby girl.

1901 CAC Aggies (1-2)

O 12	Colorado*	- -	-
O 19	Denver	W 56-5	-
O 26	at Colorado College	L 0-16	-
N 5	Colorado Mines	L 0-11	-

*Toomey was replaced by Griffith after the 1901 season opener; The Aggies attempted to play an ineligible player and CU coach Fred Folsom pulled his team from the field in protest. CU, however, didn't protest the game properly and the Intercollegiate Athletic Association of Colorado awarded the game to CSU as a forfeit. Amid the controversy, Toomey resigned.

1902 CAC Aggies (1-3-2)

O 18	at Colorado	L 6-11	-
O 25	at Utah	T 0-0	-
O 27	at Utah State	W 24-5	-
N 4	Colorado College	L 6-29	-
N 15	at Colorado Mines	T 6-6	-
N 22	Denver	L 5-11	-



Matt Rothwell

Fourth head coach in program history

1903 (One Season)

5-1 (.833)

Alma mater: Colorado ('99)

A Denver doctor, Rothwell agreed to travel to Fort Collins to coach the Aggies, but that distance became a problem and he only coached the 1903 season.

1903 CAC Aggies (5-1)

O 10	Colorado	L 0-5	-
O 24	Colorado Mines	W 10-2	-
N 3	at Colorado College	W 8-5	-
N 14	Wyoming	W 17-0	-
N 21	at Denver	W 16-6	-
N 26	at Utah (Thanksgiving Day)	W 16-5	-



John H. McIntosh

Fifth head coach in program history
1904-5 (Two Seasons)

4-8-1 (.308)

Alma mater: Georgia ('00)
Hired as both head football coach and the first director of athletics in 1904, McIntosh is credited with playing the first black athlete in school history, in 1905.

1904 CAC Aggies (1-4-1)

O 8	Regis	W 16-0	-
O 22	Denver	L 0-18	-
O 29	at Colorado Mines	L 0-51	-
N 12	Colorado College	L 0-4	-
N 19	at Colorado	L 0-46	-
N 24	at Wyoming (Thanksgiving Day)	T 6-6	-

1905 CAC Aggies (3-4)

O 7	Denver	W 12-0	-
O 28	Colorado Mines	L 10-17	-
N 4	at Colorado College	L 0-33	-
N 11	at Northern Colorado	W 6-5	-
N 18	at Denver	L 5-11	-
N 25	Wyoming	W 34-5	-
N 30	at Utah (Thanksgiving Day)	L 0-24	-



Claude J. Rothgeb

Sixth head coach in program history
1906-09 (Four Seasons)

3-11-1 (.233)

Alma mater: Illinois ('04)
A former pro baseball player, "Rothy" left controversially in 1910 to coach Colorado College, leaving behind angry fans and creating a rivalry with CC for many years to come.

1906 CAC Aggies (1-2-1)

O 20	vs. Colorado Mines (Denver)	L 0-11	-
O 27	at Colorado College	W 4-0	-
N 10	Colorado	T 0-0	-
N 17	Denver	L 0-10	-

1907 CAC Aggies (0-4)

O 12	Colorado College	L 4-19	-
O 19	at Colorado	L 13-17	-
N 2	Colorado Mines	L 0-35	-
N 28	at Denver	L 0-5	-

1908 CAC Aggies (1-3)

O 17	at Denver	L 0-17	-
O 24	Colorado	L 0-8	-
N 14	at Wyoming	W 20-0	-
N 26	at Kansas State (Thanksgiving Day)	L 10-33	-

1909 CAC Aggies (1-2)

O 16	Wyoming	W 32-3	-
O 23	at Colorado	L 0-57	-
N 6	at Colorado College	L 6-31	-



George M. Cassidy

Seventh head coach in program history
1910 (One Season)

0-5 (.000)

Alma mater: Vermont ('10)
Fresh out of college, Cassidy served as football coach and athletic director, but left as quickly as he arrived.

1910 CAC Aggies (0-5)

O 22	at Colorado Mines	L 6-10	-
O 29	Denver	L 0-22	-
N 12	Colorado	L 0-44	-
N 19	Colorado College	L 0-24	-
N 24	at Wyoming (Thanksgiving Day)	L 0-10	-



Harry W. Hughes

Eighth head coach in program history
1911-41 (31 Seasons)

126-96-18 (.562)

Alma mater: Oklahoma ('08)
The longest-serving football coach in school history, Hughes was known as the Dean of American Football Coaches. CSU's former home stadium is named in his honor.

1911 CAC Aggies (0-6)

O 7	at Utah	L 0-51	-
O 9	at Utah State	L 0-29	-
O 28	Colorado Mines	L 0-29	-
N 4	at Denver	L 0-49	-
N 11	at Colorado	L 0-31	-
N 30	Wyoming (Thanksgiving Day)	L 0-27	-

1912 CAC Aggies (3-2)

O 5	Denver	W 14-13	-
O 12	Colorado	W 21-0	-
O 19	at Colorado College	L 0-13	-
N 2	at Colorado Mines	L 0-14	-
N 28	at Wyoming (Thanksgiving Day)	W 33-0	-

1913 CAC Aggies (3-2)

O 18	at Denver	W 20-6	-
O 18	Colorado	L 7-16	-
N 1	Colorado Mines	L 7-14	-
N 11	Utah State	W 20-7	-
N 15	Wyoming	W 61-0	-



The 1915 CAC Aggies went 7-0 and won the Rocky Mountain Athletic Conference title in 1915, the first in program history.

1914 CAC Aggies (3-4)

O 24	Colorado	L 6-33	-
O 24	at Wyoming	W 48-10	-
O 31	at Denver	W 19-6	-
N 7	Colorado College	L 13-24	-
N 14	at Utah State	W 41-7	-
N 21	at Colorado Mines	L 0-19	-
N 26	at Oklahoma St. (Thanksgiving Day)	L 0-7	-

1915 CAC Aggies (7-0)

Rocky Mountain Athletic Conference Champion

O 9	at Colorado	W 23-6	-
O 16	at Utah	W 21-9	-
O 23	Utah State	W 59-0	-
O 30	Colorado Mines	W 35-0	-
N 6	at Wyoming	W 48-0	-
N 13	at Colorado College	W 24-13	-
N 25	Denver (Thanksgiving Day)	W 33-3	-

1916 CAC Aggies (6-0-1)

Rocky Mountain Athletic Conference Champion

S 30	Wyoming	W 40-0	-
O 14	at Utah State	W 53-0	-
O 28	Colorado College	W 14-12	-
N 4	at Denver	W 21-13	-
N 11	at Colorado Mines	T 0-0	-
N 18	Utah	W 12-6	-
N 30	at Colorado (Thanksgiving Day)	W 32-14	-

1917 CAC Aggies (1-7-1)

O 6	at Wyoming	L 0-6	-
O 12	Montana State	T 20-20	-
O 19	at Northern Colorado	W 20-7	-
O 27	Denver	L 6-10	-
N 3	at Utah	L 12-25	-
N 6	at Utah State	L 7-47	-
N 17	at Colorado Co. (Thanksgiving Day)	L 0-7	-
N 24	at Colorado Mines	L 6-27	-
N 29	at Colorado	L 0-6	-

1918 CAC Aggies (0-2)

N 16	at Denver	L 0-14	-
N 28	at Colorado (Thanksgiving Day)	L 13-16	-

1919 CAC Aggies (7-1)

Rocky Mountain Athletic Conference Champion

S 27	at Wyoming	W 28-0	-
O 4	Wyoming	W 14-0	-
O 11	Colorado	W 49-7	-
O 18	Utah	W 34-21	-
N 1	at Denver	W 33-3	-
N 8	Utah State	W 27-7	-
N 15	at Colorado Mines	W 33-6	-
N 27	at Colorado Co. (Thanksgiving Day)	L 0-13	-

1920 CAC Aggies (6-1-1)

Rocky Mountain Athletic Conference Champion

O 2	at Wyoming	W 13-0	-
O 9	at Nebraska	L 0-7	-
O 16	Wyoming	W 42-0	-
O 23	Colorado Mines	W 27-0	-
O 30	at Utah State	W 21-0	-
N 11	Colorado College	W 28-0	-
N 20	at Colorado	T 7-7	-
N 27	at Denver (Thanksgiving Day)	W 14-0	-

1921 CAC Aggies (2-3-1)

O 1	Wyoming	T 7-7	-
O 15	Colorado Mines	W 24-0	-
O 29	at Colorado College	W 24-0	-
N 5	Denver	L 14-21	-
N 19	Colorado	L 0-10	-
N 24	at Nebraska (Thanksgiving Day)	L 7-70	-

1922 CAC Aggies (5-2-1)

O 14	at Wyoming	W 60-0	-
O 21	Colorado College	T 0-0	-
O 28	Utah State	W 34-6	-
N 4	at Colorado	L 0-7	-
N 11	at Drake	L 6-19	-
N 18	Colorado Mines	W 19-0	-
N 25	BYU	W 33-0	-
N 30	at Denver (Thanksgiving Day)	W 27-6	-

1923 CAC Aggies (5-2-1)

S 29	Wyoming	W 33-0	-
O 6	at Chicago	L 0-10	-
O 13	BYU	W 14-6	-
O 20	at Colorado College	T 6-6	-
O 27	at Utah State	W 26-7	-
N 10	Denver	W 25-0	-
N 17	at Colorado Mines	W 14-0	-
N 28	Colorado (Thanksgiving Day)	L 3-6	-

1924 CAC Aggies (4-2)

O 18	at Colorado Mines	W 17-0	-
O 25	Utah State	W 17-13	-
N 8	Colorado College	L 6-7	-
N 15	at Northern Colorado	W 22-7	-
N 22	at Colorado	L 0-36	-
N 29	at Denver (Thanksgiving Day)	W 19-0	-

1925 CAC Aggies (9-1)

Rocky Mountain Athletic Conference Champion

O 3	Regis	W 34-0	-
O 10	BYU	W 21-7	-
O 17	at Denver	W 17-0	-
O 24	at Colorado College	W 7-3	-
O 31	at Utah State	W 13-0	-
N 7	Northern Colorado	W 43-18	-
N 14	Colorado	W 12-0	-
N 21	at Colorado Mines	W 41-10	-
N 26	Wyoming (Thanksgiving Day)	W 40-0	-
D 12	at Hawai'i	L 0-41	-

1926 CAC Aggies (6-2-1)

O 2	Regis	W 39-0	-
O 9	Colorado Mines	W 53-0	-
O 16	at Denver	W 7-6	-
O 23	Colorado College	W 19-6	-
O 30	at Utah	L 6-10	-
N 6	Utah State	L 0-13	-
N 13	at Colorado	W 3-0	-
N 20	at BYU	W 19-6	-
N 27	at Arizona (Thanksgiving Day)	T 3-3	-

1927 CAC Aggies (7-1)

Rocky Mountain Athletic Conference Champion

O 1	at Northern Colorado	W 33-0	-
O 8	BYU	W 29-0	-
O 15	at Denver	L 0-6	-
O 29	Utah	W 12-0	-
N 5	at Utah State	W 6-0	-
N 12	at Colorado Mines	W 37-6	-
N 19	Colorado	W 39-7	-
N 26	at Colorado College	W 20-7	-

1928 CAC Aggies (6-2)

O 6	Northern Colorado	W 26-6	-
O 13	BYU	W 15-6	-
O 20	at Utah	L 0-6	-
N 3	Utah State	W 7-6	-
N 10	at Colorado	L 7-13	-
N 17	at Denver	W 15-0	-
N 24	Colorado Mines	W 46-20	-
D 1	Colorado College	W 35-13	-

1929 CAC Aggies (5-4)

S 28	at Regis	W 14-0	-
O 4	Wyoming	W 20-7	-
O 12	at Colorado College	L 13-14	-
O 19	at Colorado Mines	W 12-0	-
O 26	Utah	L 0-21	-
N 2	Western State	W 45-14	-
N 9	at Utah State	W 7-6	-
N 16	Colorado	L 0-6	-
N 29	at Denver (Thanksgiving Day)	L 6-20	-

1930 CAC Aggies (3-5-1)

S 27	at Regis	L 7-14	-
O 11	at Denver	W 15-7	-
O 18	at Northern Colorado	W 26-0	-
O 25	at Colorado	L 0-7	-
N 1	Utah	L 0-39	-
N 8	Wyoming	L 6-21	-
N 15	at Utah State	W 13-0	-
N 22	Colorado College	T 0-0	-
N 29	at Arizona (Thanksgiving Day)	L 0-16	-

1931 CAC Aggies (5-4)

S 26	at Kansas	L 6-27	-
O 10	at Colorado College	W 32-6	-
O 24	Colorado	W 19-6	-
O 31	at Utah	L 6-60	-
N 7	at Wyoming	W 26-6	-
N 14	Utah State	L 0-6	-
N 21	at Denver (Thanksgiving Day)	W 20-0	-
N 28	Northern Colorado	W 21-7	-
D 5	vs. Nebraska (Denver)	L 7-20	-

1932 CAC Aggies (4-3-1)

O 1	at Northern Colorado	W 12-0	-
O 8	Colorado Mines	W 39-0	-
O 15	at Denver	T 7-7	-
O 22	at Colorado	W 7-6	-
O 29	at Colorado College	L 0-3	-
N 5	at Utah State	L 12-13	-
N 19	Utah	L 0-16	-
N 24	Wyoming (Thanksgiving Day)	W 23-0	-

1933 CAC Aggies (5-1-1)**Rocky Mountain Athletic Conference Champion**

S30	at Wyoming	W 7-0	-
O7	at Denver	T 0-0	-
O21	Colorado	W 19-6	-
N4	at Colorado Mines	W 19-0	-
N11	Utah State	W 3-0	-
N25	vs. Colorado College ^(Denver)	W 30-7	-
N30	at Utah ^(Thanksgiving Day)	L 0-13	-

1934 CAC Aggies (6-2-1)**Rocky Mountain Athletic Conference Champion**

S28	at Northern Colorado	W 12-0	-
O6	Arizona	L 3-7	-
O13	at Denver	W 2-0	-
O20	Colorado Mines	W 56-0	-
O27	at Colorado	L 9-27	-
N3	Wyoming	W 16-0	-
N10	at Utah State	T 21-21	-
N17	Utah	W 14-6	-
N24	at Colorado College	W 40-6	-

1935 Colorado State Aggies (3-4-1)

S28	at Wyoming	W 12-3	-
O5	at Denver	L 14-20	-
O12	Colorado Mines	W 19-0	-
O26	at Colorado	L 6-19	-
N2	at Utah State	L 0-13	-
N16	Utah	L 0-14	-
N23	at Colorado College	T 0-0	-
N28	at New Mexico ^(Thanksgiving Day)	W 7-6	-

1936 Colorado State Aggies (4-4-1)

S26	Western State	W 13-0	-
O3	New Mexico	W 9-7	-
O10	at Denver	L 7-14	-
O17	at Wyoming	T 0-0	-
O24	Colorado	L 7-9	-
N7	Utah State	L 0-13	-
N14	at Northern Colorado	W 12-6	-
N24	Colorado College	W 19-12	-
N26	at Utah ^(Thanksgiving Day)	L 0-13	-

1937 Colorado State Aggies (1-7)

O2	Colorado Mines	L 0-7	-
O9	at Denver	L 0-22	-
O16	Wyoming	L 0-7	-
O23	at Colorado	L 0-47	-
O30	at Utah State	L 0-7	-
N13	Utah	L 0-45	-
N20	at Colorado College	W 6-0	-
N27	at Arizona ^(Thanksgiving Day)	L 0-47	-

1938 Colorado State Aggies (1-5-2)

S24	at Colorado Mines	W 12-6	-
O1	at Wyoming	T 0-0	-
O8	at Denver	T 0-0	-
O22	Colorado	L 6-31	-
O29	Utah State	L 0-6	-
N12	at Utah	L 0-13	-
N19	BYU	L 12-20	-
N24	at New Mexico ^(Thanksgiving Day)	L 7-27	-

1939 Colorado State Aggies (2-7)

S30	Colorado Mines	L 14-19	-
O7	at BYU	L 12-13	-
O14	Kansas	L 0-7	-
O21	at Colorado	L 0-13	-
O28	at Utah State	W 9-0	-
N4	Wyoming	W 22-0	-
N11	at Denver	L 6-13	-
N18	Utah	L 7-42	-
N30	at New Mexico ^(Thanksgiving Day)	L 19-21	-

1940 Colorado State Aggies (3-4-2)

S28	vs. Colorado Mines ^(Denver)	W 25-0	-
O5	at Wyoming	T 0-0	-
O12	at Denver	L 13-14	-
O19	Colorado	L 14-33	-
O26	vs. New Mexico ^(Denver)	W 7-6	-
N9	Utah State	W 13-12	-
N16	at Utah	L 0-27	-
N23	BYU	T 13-13	-
N28	at Kansas ^(Thanksgiving Day)	L 0-26	-

1941 Colorado State Aggies (4-2-1)

S27	Colorado Mines	W 21-6	-
O4	Wyoming	W 27-0	-
O18	at Colorado	L 13-26	-
O25	at Utah State	W 13-26	-
N1	at Denver	T 6-6	-
N15	Utah	L 13-26	-
N22	at BYU	W 22-7	-

**Julius "Hans" Wagner**

Ninth head coach in program history

1942, 1945-46 (Three Seasons)

8-11-1 (.425)

Alma mater: CAC ('27)

Hughes' longtime line coach and captain of the '25 championship team, Wagner struggled after the war and resigned amid alumni pressure midway through 1946.

1942 Colorado State Aggies (4-3)

S26	at Wyoming	W 10-0	-
O3	Colorado Mines	W 27-0	-
O10	at Denver	L 0-26	-
O24	Colorado	L 7-34	-
O31	at Utah	L 14-33	-
N7	Utah State	W 25-0	-
N14	at Northern Colorado	W 14-6	-

1943-44:

No teams fielded due to World War II

1945 Colorado A&M Aggies/Rams (2-5-1)

S 29	Northern Colorado	W 33-0	-
O 6	at Fort Warren	L 6-61	-
O 13	Colorado	L 6-21	-
O 20	at Utah State	L 0-13	-
O 27	Utah	L 0-28	-
N 3	Northern Colorado	W 25-14	-
N 10	at Denver	L 12-35	-
N 24	at Colorado College	T 7-7	-

1946 Colorado A&M Aggies/Rams (2-7)

S 21	at Fort Warren	W 25-0	-
S 28	at Montana	L 0-28	-
O 5	at Wyoming	W 7-0	-
O 12	at Denver	L 0-33	-
O 19	at Utah State ¹	L 0-47	-
O 26	Colorado College	L 12-25	-
N 9	Utah	L 0-13	-
N 16	BYU	L 6-20	-
N 28	at Colorado (Thanksgiving Day)	L 0-18	-

¹ — Wagner resigned and was replaced by Harry Hughes after the Oct. 19 Utah State game.



Bob Davis

10th head coach in program history

1947-55 (Nine Seasons)

54-33-2 (.618)

Alma mater: Utah ('30)

Davis' .618 winning percentage is the best in CSU history. Nicknamed "The Whip" by his players for his tough practices, the former Utah QB led Colorado A&M to its first bowl game.

1947 Colorado A&M Aggies/Rams (5-4-1)

S 20	Colorado Mines	W 20-12	-
S 27	at Drake	W 23-19	-
O 4	Utah State	L 13-26	-
O 11	at Denver	T 13-13	-
O 18	at Colorado College	W 28-7	-
O 25	Colorado	L 7-14	-
N 8	at Utah	L 0-19	-
N 15	at BYU	W 27-25	-
N 22	Wyoming	W 21-6	-
N 29	at Montana	L 7-41	-

1948 Colorado A&M Aggies/Rams (8-3)

S 18	Colorado College	W 25-6	-
S 25	New Mexico State	W 41-6	-
O 2	at Utah State	W 9-7	-
O 9	at Denver	W 14-10	-
O 16	at Wyoming	W 21-20	-
O 23	Drake	L 29-31	-
O 30	at Colorado Mines	W 33-0	-
N 6	Utah	L 3-12	-
N 15	BYU	W 20-0	-
N 20	at Colorado	W 29-25	-
J 1	vs. Occidental [^]	L 20-21	-

[^] — Raisin Bowl; Fresno, Calif.

1949 Colorado A&M Aggies/Rams (9-1)

S 17	at Colorado College	W 14-7	-
S 24	at Denver	W 14-13	-
O 1	Wyoming	L 0-8	-
O 8	Montana	W 27-12	-
O 15	Colorado Mines	W 27-7	-
O 29	Utah State	W 28-6	-
N 5	at Utah	W 21-12	-
N 11	at BYU	W 16-14	-
N 19	at New Mexico State	W 45-0	-
N 26	at Colorado (Thanksgiving Day)	W 14-7	-

1950 Colorado A&M Aggies/Rams (6-3)

S 23	at Denver	W 30-14	-
S 30	Colorado College	W 48-7	-
O 7	at Wyoming (-RV)	L 0-34	-
O 14	BYU	W 27-14	-
O 21	at Utah State	W 33-13	-
O 28	at Colorado Mines	W 26-0	-
N 11	Utah	W 32-7	-
N 18	at Arizona State	L 13-21	-
N 25	Colorado	L 6-31	-

1951 Colorado A&M Aggies/Rams (5-4-1)

S 22	at Colorado	L 13-28	-
S 29	Colorado Mines	W 41-0	-
O 6	at Colorado College	W 54-13	-
O 13	Wyoming	W 14-7	-
O 20	Utah State	T 20-20	-
O 27	at New Mexico	W 20-15	-
N 3	at BYU	L 19-21	-
N 10	Montana	W 34-6	-
N 17	at Utah	L 21-27	-
N 24	at Denver (Thanksgiving Day)	L 6-21	-

1952 Colorado A&M Aggies/Rams (6-4)

S 20	at Colorado Mines	W 26-0	-
S 27	at Arizona State	L 14-40	-
O 4	at Denver	W 28-6	-
O 11	at Wyoming	W 14-0	-
O 18	Montana	W 41-0	-
O 25	at Utah State	W 21-7	-
N 8	Utah	L 6-14	-
N 15	at New Mexico	L 0-3	-
N 22	BYU	W 27-6	-
N 29	at Colorado	L 0-61	-

1953 Colorado A&M Aggies/Rams (4-5)

S 26	Kansas State	W 14-13	-
O 3	Denver	W 21-6	-
O 10	at Wyoming	L 14-21	-
O 17	at Montana	L 31-32	-
O 24	Utah State	L 13-14	-
N 7	at BYU	W 34-12	-
N 14	at Utah	L 14-35	-
N 21	New Mexico	W 9-3	-
N 28	Colorado	L 7-13	-

1954 Colorado A&M Aggies/Rams (3-7)

S 18	at Kansas State	L 0-29	-
S 25	at Colorado	L 0-46	-
O 2	BYU	W 14-13	-
O 9	Wyoming	L 0-34	-
O 16	Pacific	L 7-15	-
O 23	at Utah State	L 14-20	-
O 30	Montana	W 37-34	-
N 6	Utah	W 14-13	-
N 13	at New Mexico	L 7-10	-
N 20	at Denver	L 0-34	-

1955 Colorado A&M Aggies/Rams (8-2)

Mountain States Conference Champion

S 17	at Arizona	L 7-20	-
S 24	New Mexico	W 25-0	-
O 1	Denver	W 20-19	-
O 8	at Wyoming	W 14-13	-
O 22	Utah State	W 26-9	-
O 29	at Montana	W 12-7	-
N 5	at Oklahoma State	W 20-13	-
N 12	at Utah	L 6-27	-
N 19	at BYU	W 35-0	-
N 26	Colorado	W 10-0	-

1957 Colorado State Aggies/Rams (3-7)

S 28	New Mexico	L 7-30	-
O 5	Denver	W 27-6	-
O 12	at Wyoming	L 13-27	-
O 19	at Bradley	L 0-19	-
O 26	at Utah State	L 14-27	-
N 3	at Utah	L 0-55	-
N 9	Colorado	L 0-20	-
N 16	at Montana	W 19-7	-
N 23	at BYU	L 9-26	-
N 30	vs. Air Force ^(Denver)	W 20-7	-

1958 Colorado State Aggies/Rams (6-4)

S 27	at Drake	W 21-0	-
O 4	BYU	W 32-6	-
O 11	vs. Air Force ^(Denver)	L 6-36	-
O 18	Wyoming	L 6-7	-
O 25	at Utah State	L 0-15	-
N 1	Montana	W 57-7	-
N 8	Utah	W 20-0	-
N 15	at New Mexico	L 12-17	-
N 22	at Colorado	W 15-14	-
N 29	at Denver ^(Thanksgiving Day)	W 9-8	-

1959 Colorado State Rams (6-4)

S 19	at Pacific	W 9-6	-
S 26	New Mexico	W 14-9	-
O 3	Denver	W 15-0	-
O 10	at Wyoming	L 0-29	-
O 17	Arizona State	L 9-24	-
O 24	at Army	L 6-25	-
O 31	at Montana	W 26-16	-
N 7	Utah State	W 10-7	-
N 14	at Utah	W 21-17	-
N 21	at BYU	L 13-14	-

1960 Colorado State Rams (2-8)

S 17	at Arizona State	L 0-39	-
S 24	vs. Air Force ^(Denver)	L 8-32	-
O 1	BYU	W 8-7	-
O 8	Drake	W 30-3	-
O 15	Wyoming	L 8-40	-
O 22	at (RV) Utah State	L 0-21	-
O 29	Montana	L 14-26	-
N 5	Utah	L 6-27	-
N 12	at New Mexico	L 6-24	-
N 24	at Denver ^(Thanksgiving Day)	L 12-21	-

1961 Colorado State Rams (0-10)

S 16	at Utah	L 0-40	-
S 23	at Arizona	L 6-28	-
S 30	Arizona State	L 6-14	-
O 7	at San Jose State	L 0-14	-
O 14	at Wyoming	L 7-18	-
O 21	Utah State	L 3-49	-
O 28	at Montana	L 19-22	-
N 4	vs. Air Force ^(Denver)	L 9-14	-
N 11	at BYU	L 16-30	-
N 18	New Mexico	L 8-20	-



Don "Tuffy" Mullison

11th head coach in program history

1956-61 (Six Seasons)

19-40-1 (.325)

Alma mater: Colorado A&M ('49)

The second former Aggie player to become coach, Mullison also was a longtime A&M assistant. Best known for debating a professor on the importance of athletics, he also coached wrestling.

1956 Colorado A&M Aggies/Rams (2-7-1)

S 22	at Pacific	L 14-39	-
S 29	BYU	T 0-0	-
O 6	Wyoming	L 12-20	-
O 13	at Colorado	L 7-47	-
O 20	at Utah State	L 7-46	-
O 27	Montana	W 34-20	-
N 3	at Xavier (Ohio)	L 14-27	-
N 10	Utah	L 27-49	-
N 17	at Denver ^(Thanksgiving Day)	L 13-39	-
D 1	at New Mexico	W 28-27	-



Milo "Mike" Lude

12th head coach in program history

1962-69 (Eight Seasons)

29-51-1 (.364)

Alma mater: Hillsdale ('47)

The likeable and energetic Lude's best season was 1966, when the Rams beat No. 10 Wyoming in one of the greatest games ever played in Fort Collins. He went on to become AD at Washington.

1962 Colorado State Rams (0-10)

S 22	at Air Force	L 0-34	-
S 29	at Arizona State	L 0-35	-
O 6	BYU	L 7-28	-
O 12	at UCLA	L 7-35	-
O 20	at Utah State	L 0-21	-
O 27	Wyoming	L 7-28	-
N 3	Utah	L 8-26	-
N 10	at New Mexico	L 8-21	-
N 17	at Oregon State	L 14-25	-
N 24	Montana (Thanksgiving Day)	L 15-16	-

1963 Colorado State Rams (3-7)

S 21	at Pacific	W 20-0	-
S 28	at Air Force	L 0-69	-
O 5	Arizona State	L 7-50	-
O 12	at Wyoming	L 3-21	-
O 19	at Utah	L 14-48	-
O 26	UTEP	W 21-14	-
N 2	New Mexico	L 0-25	-
N 9	Utah State	L 13-36	-
N 16	at Montana	W 20-12	-
N 23	at BYU	L 20-24	-

1964 Colorado State Rams (5-6)

S 19	at Wyoming	L 7-31	-
S 26	Pacific	W 7-0	-
O 3	at Air Force	L 6-14	-
O 10	BYU	W 7-6	-
O 17	Utah	L 3-13	-
O 24	at Utah State	L 13-42	-
O 31	at Arizona State	L 6-34	-
N 7	San Jose State	W 14-3	-
N 14	at New Mexico	L 0-42	-
N 26	at UTEP (Thanksgiving Day)	W 35-8	-
D 4	at Hawai'i	W 13-6	-

1965 Colorado State Rams (4-6)

S 18	Hawai'i	W 54-6	-
S 25	Wyoming	L 14-33	-
O 2	New Mexico	W 27-22	-
O 9	at UTEP	L 10-35	-
O 16	at West Texas State	L 12-15	-
O 23	Utah State	L 20-41	-
O 30	at Utah	L 19-22	-
N 6	South Dakota State	W 52-20	-
N 13	at BYU	W 36-22	-
N 25	at Tulsa (Thanksgiving Day)	L 20-48	-

1966 Colorado State Rams (7-3)

S 24	at South Dakota State	W 45-14	-
S 30	at BYU	L 24-27	-
O 8	Tulsa	L 6-20	-
O 15	at Utah State	W 10-7	-
O 22	at Air Force	W 41-21	-
O 29	Wyoming (-/10)	W 12-10	-
N 5	at New Mexico (RV/-)	W 45-6	-
N 12	West Texas State (RV/-)	W 35-26	-
N 19	at Wichita State (RV/-)	L 23-37	-
N 26	Iowa State	W 34-10	-

1967 Colorado State Rams (4-5-1)

S 23	Kansas State	L 7-17	-
S 30	at Wyoming (-/RV)	L 10-13	-
O 7	at West Texas State	L 14-24	-
O 14	at North Texas State	L 10-21	-
O 21	Utah State	W 17-14	-
O 28	at Air Force	T 17-17	-
N 4	at Pacific	W 24-15	-
N 11	at UTEP	L 0-17	-
N 18	Emporia State	W 77-0	-
N 25	Wichita State	W 43-11	-

1968 Colorado State Rams (2-8)

S 14	at New Mexico	W 21-13	16,992
S 21	at Kansas State	L 0-21	-
S 28	North Texas State ¹	L 12-17	22,000
O 5	at Texas Tech	L 13-43	35,111
O 12	at Wichita State	W 37-15	8,226
O 19	Air Force ²	L 0-31	28,906
O 26	Pacific	L 0-31	12,003
N 2	Wyoming (-/RV)	L 14-46	22,500
N 23	West Texas State	L 17-22	7,604
N 30	at UTEP	L 19-23	13,125

¹ — First game, Hughes Stadium;
² — Dedication game, Hughes Stadium

1969 Colorado State Rams (4-6)

S 20	BYU	L 20-22	29,317
S 27	Wichita State	W 50-21	20,751
O 4	at Wyoming (-/19)	L 3-39	15,140
O 11	at Utah State	W 37-33	8,497
O 18	West Texas State	W 27-7	17,360
O 25	at Air Force (-/20)	L 7-28	23,359
N 1	UTEP	L 16-17	11,340
N 15	Idaho	W 31-21	13,693
N 22	at Arizona State	L 7-79	34,682
N 29	at New Mexico State	L 20-21	5,280

**Jerry Wampfler***13th head coach in program history***1970-72 (Three Seasons)****8-25 (.242)**

Alma mater: Miami (Ohio) ('54)
 Included to Fort Collins with a resume that came time as an assistant on Notre Dame's 1966 national championship team, but lasted just three seasons and resigned in February 1973.

**Sark Arslanian***14th head coach in program history***1973-81 (Nine Seasons)****45-47-4 (.490)**

Alma mater: Dixie College ('50)
 Arslanian brought winning back to Fort Collins for the first time in two decades. Nearly won a WAC title in 1977. Also beat Wyoming five times. Relieved midway through '81.

1970 Colorado State Rams (4-7)

S 12	at New Mexico State	W 28-9	15,210
S 19	at Arizona State ^(c/20)	L 9-38	43,504
S 26	at Iowa State	L 6-37	25,000
O 3	at Air Force ^(c/10)	L 22-37	29,030
O 10	Wyoming	L 6-16	24,480
O 17	UTEP	L 37-41	20,430
O 24	at West Virginia	L 21-24	28,500
O 31	Utah State	W 20-13	20,156
N 7	BYU	W 26-9	20,038
N 14	Pacific	W 17-8	19,758
N 21	at Toledo	L 14-24	14,521

1971 Colorado State Rams (3-8)

S 18	at BYU	L 14-54	31,087
S 25	at Idaho	L 0-10	12,600
O 2	at Wyoming	L 6-17	17,849
O 9	Arizona State ^(c/12)	L 0-42	25,101
O 16	at Utah	L 16-42	10,148
O 23	Air Force ^(c/20)	L 12-17	23,194
O 30	Utah State	L 17-18	14,294
N 6	at Wichita State	L 14-34	11,214
N 13	West Texas State	W 36-14	13,384
N 20	at UTEP	W 24-7	7,842
N 27	New Mexico State	W 38-21	9,475

1972 Colorado State Rams (1-10)

S 9	at Arizona	L 0-17	30,000
S 16	Iowa State	L 0-41	20,651
S 23	at West Texas State	L 14-41	14,750
S 30	at Utah State	L 0-21	12,125
O 7	Air Force ^(c/19)	L 13-52	23,221
O 14	Wyoming	L 9-28	20,325
O 21	at Florida State ^(c/RV)	L 0-37	31,327
O 28	BYU	L 8-44	18,972
N 11	at Houston	L 13-48	23,143
N 18	UTEP	W 35-22	14,235
N 25	at Utah	L 36-62	10,386

1973 Colorado State Rams (5-6)

S 8	Arizona ^(c/RV)	L 0-31	17,217
S 15	at BYU	W 21-13	28,285
S 22	New Mexico State	W 31-27	25,124
S 29	at Arizona State ^(c/13)	L 14-67	50,984
O 6	at Idaho	W 33-30	5,720
O 13	Utah State	L 18-34	27,103
O 20	at Wyoming	L 3-35	19,229
O 27	at UTEP	W 76-24	7,350
N 3	Toledo	W 21-14	13,798
N 10	Houston	L 20-28	17,532
N 24	New Mexico	L 13-30	13,727

1974 Colorado State Rams (4-6-1)

S 14	at New Mexico	L 23-32	16,308
S 21	at Florida State	W 14-7	30,984
S 28	Memphis	L 18-20	23,984
O 5	BYU	T 33-33	17,485
O 12	at Utah State	L 23-24	9,008
O 19	Nevada	W 66-17	24,472
O 26	at Arkansas	L 9-43	44,852
N 2	Wyoming	W 11-6	19,555
N 9	at Arizona	L 21-34	33,116
N 16	UTEP	W 56-24	16,883
N 23	at Arizona State	L 21-26	45,235

1975 Colorado State Rams (6-5)

S 13	at Texas ^(c/12)	L 0-46	46,400
S 20	BYU	W 21-17	27,491
S 27	at New Mexico	W 27-16	24,743
O 4	at Wyoming	W 3-0	20,576
O 11	at Oregon State	W 17-8	20,688
O 18	Arizona State ^(c/11)	L 3-33	28,191
O 25	Air Force	W 47-10	20,058
N 1	at Tennessee	L 7-28	71,579
N 8	at UTEP	W 21-17	11,150
N 15	Arizona ^(c/12)	L 9-31	19,887
N 22	Utah State	L 17-28	11,872

1976 Colorado State Rams (6-5)

S 11	at Oregon	L 3-17	37,000
S 18	at BYU	L 18-42	33,013
S 25	Wichita State	W 24-3	24,680
O 2	New Mexico	L 20-33	21,719
O 9	at Utah State	W 10-7	7,868
O 16	at Air Force	W 27-3	25,363
O 23	UTEP	W 28-7	18,652

GENERAL

THE RAMS

2022 REVIEW

HISTORY

UNIVERSITY

O 30	Wyoming	W 19-16	32,572
N 6	Idaho	W 31-14	17,536
N 13	at Arizona	L 6-23	44,716
N 20	at Arizona State	L 19-21	48,294

1977 Colorado State Rams (9-2-1)

S 10	at Pacific	W 20-3	14,682
S 17	at Hawai'i	W 20-16	26,193
S 24	Northern Colorado	W 48-10	28,605
O 1	Utah	W 44-3	23,401
O 8	at UTEP	W 31-14	16,950
O 15	BYU ^(RV/RV)	L 17-63	29,110
O 22	New Mexico	W 14-9	21,204
O 29	at Wyoming	L 13-29	25,584
N 5	at Arizona	W 35-14	41,016
N 12	at West Texas State	T 21-21	7,200
N 19	Arizona State ⁽⁻¹²⁾	W 25-14	16,706
N 26	Utah State ^(RV/-)	W 13-10	9,520

1978 Colorado State Rams (5-6)

S 16	Utah State	L 20-21	24,285
S 23	at BYU	L 6-32	31,052
S 30	at Utah	L 6-30	27,821
O 7	UTEP	W 39-29	24,173
O 14	at Air Force	W 31-13	22,386
O 21	UNLV	L 6-33	21,585
O 28	Wyoming	L 3-13	28,651
N 4	at San Diego State	L 31-34	48,494
N 11	at New Mexico	W 26-15	14,747
N 18	West Virginia	W 50-14	12,782
N 23	at Pacific ^(Thanksgiving Day)	W 20-13	5,000

1979 Colorado State Rams (4-7-1)

S 1	at Arizona	L 17-33	50,323
S 15	at Arkansas ⁽⁻¹⁷⁾	L 3-36	55,318
S 22	at Utah State	L 0-24	17,960
S 29	at Wyoming	W 20-16	29,021
O 6	Utah	L 16-21	27,257
O 13	at UTEP	W 17-3	27,100
O 20	San Diego State	W 37-3	21,950
O 27	Air Force	W 20-6	21,104
N 3	BYU ⁽⁻¹¹⁾	L 7-30	25,612
N 10	New Mexico ¹	L 9-24	16,273
N 17	at UNLV	T 21-21	24,607
N 24	at Hawai'i	L 10-24	31,812

¹ — Game forfeited to CSU at conclusion of season

1980 Colorado State Rams (6-4-1)

S 6	Air Force	W 21-9	26,017
S 13	West Virginia	L 24-52	23,972
S 20	at Arizona	W 15-13	48,511
S 27	UNLV	L 15-56	26,017
O 4	at Iowa State	L 0-69	48,511
O 11	at New Mexico	W 31-26	19,154
O 18	at San Diego State	W 26-7	28,050
O 25	at Utah	T 21-21	23,562
N 1	Wyoming	W 28-25	31,087
N 8	UTEP	W 37-7	17,629
N 15	at BYU ⁽⁻¹³⁾	L 14-45	40,515



Chester Caddas

15th head coach in program history
1981 (One Season)

0-6 (.000)

Alma mater: Murray State ('57)
Caddas, the Rams' defensive coordinator and a former head coach at Pacific in Stockton, Calif., replaced Arslanian as the interim head coach for the final six games of the 1981 season.

1981 Colorado State Rams (0-12)

S 12	San Diego State	L 14-30	25,257
S 19	at Tennessee	L 0-42	93,972
S 26	at West Virginia	L 3-49	48,716
O 3	at Air Force	L 14-28	20,300
O 10	Mississippi State ⁽⁻¹⁹⁾	L 27-37	24,761
O 17	Utah [^]	L 13-24	15,933
O 24	at UTEP	L 29-35	11,300
O 31	at Wyoming	L 21-55	23,327
N 7	BYU	L 14-63	17,861
N 14	New Mexico	L 16-28	10,149
N 21	at Arizona State ⁽⁻²⁰⁾	L 7-52	61,008
N 28	at Hawai'i	L 6-59	32,955

[^] — Interim head coach Chester Caddas replaced Arslanian with six games left, after the Oct. 17 Utah game.



(Robert) Leon Fuller

16th head coach in program history
1982-88 (Seven Seasons)

25-55 (.313)

Alma mater: Alabama ('61)
A defensive-minded Bear Bryant pupil, Fuller nearly led CSU to a WAC championship in 1986, when the Rams beat CU. Many of his players established school records that still stand.

1982 Colorado State Rams (4-7)

S 4	at Missouri	L 14-28	50,015
S 11	Wyoming	W 9-3	28,652
S 18	Hawai'i	L 13-23	24,290
S 25	New Mexico State	W 28-17	23,129
O 1	at Utah	L 14-35	28,603
O 16	at Air Force	W 21-11	25,326
O 23	at BYU	L 18-34	64,739
O 30	UTEP	W 38-13	24,074
N 6	UNLV	L 31-36	19,108
N 13	at New Mexico	L 24-29	19,937
N 20	at San Diego State	L 10-38	18,244

1983 Colorado State Rams (5-7)

S 3	Air Force	L 13-34	28,652
S 10	at Hawai'i	L 0-34	43,266
S 17	at Colorado	L 3-31	49,783
S 24	at Iowa State	L 17-21	49,817
O 1	Utah	W 31-28	18,312
O 8	at Arizona ⁽⁻¹⁰⁾	L 21-52	40,309

O 15	San Diego State	W 17-15	22,979
O 22	at UTEP	W 31-15	15,401
O 29	New Mexico	W 25-24	18,787
N 5	Northern Colorado	W 41-20	23,877
N 12	at BYU ⁽⁻⁸⁾	L 6-24	64,651
N 19	at Wyoming	L 17-42	15,551

1984 Colorado State Rams (3-8)

S 8	at Mississippi State	L 9-14	26,236
S 15	Hawai'i	W 10-3	25,236
S 22	Fullerton State	L 22-34	23,512
S 29	at Air Force	L 10-52	27,806
O 6	BYU ⁽⁻⁷⁾	L 9-52	28,671
O 13	at New Mexico	W 16-10	23,572
O 20	at San Diego State	L 24-41	20,942
O 27	Wyoming	L 34-43	27,252
N 3	at Utah	L 23-35	20,019
N 10	UTEP	W 59-31	11,284
N 17	at Arizona State	L 14-45	67,143

1985 Colorado State Rams (5-7)

S 7	at Colorado	L 10-23	40,665
S 14	UTEP	W 41-24	22,781
S 21	at Louisiana State ⁽⁻⁹⁾	L 3-17	78,491
S 28	at San Diego State	L 23-48	14,755
O 5	BYU ⁽⁻¹⁵⁾	L 7-42	26,881
O 12	at New Mexico	W 45-28	18,713
O 19	at Air Force ⁽⁻¹⁰⁾	L 19-35	31,127
O 26	at Wyoming	W 30-19	13,702
N 2	at Hawai'i	L 14-34	43,451
N 9	Southern Mississippi	W 35-17	3,812
N 16	Utah	W 21-19	8,511
N 23	at Miami (Fla.) ⁽⁻⁴⁾	L 3-24	35,035

1986 Colorado State Rams (6-5)

S 6	at Colorado	W 23-7	45,109
S 13	at Arizona	L 10-37	49,003
S 20	Northern Colorado	W 46-14	26,107
S 27	at Air Force	L 7-24	41,213
O 3	at BYU	W 24-20	64,633
O 18	Hawai'i	W 31-7	28,310
O 25	Wyoming	W 20-15	31,856
N 1	San Diego State	L 26-27	14,127
N 8	at Utah	L 28-38	22,650
N 15	New Mexico	W 32-27	13,107
N 22	at UTEP	L 19-21	12,467

1987 Colorado State Rams (1-11)

S 5	at Tennessee ⁽⁻¹⁷⁾	L 3-49	92,921
S 12	at Texas Tech	L 24-33	28,786
S 19	UTEP	L 6-45	21,472
S 26	Air Force	L 19-27	23,137
O 3	Colorado	L 16-29	38,129
O 10	Utah	L 23-24	10,450
O 17	New Mexico	W 35-13	24,555
O 31	at Wyoming	L 15-20	27,146
N 7	at Hawai'i	L 38-39	38,578
N 14	at San Diego State	L 12-26	17,382
N 21	at SW Louisiana	L 28-35	14,031
D 4	vs. BYU ¹	L 26-30	7,652

¹ — Gridiron Bowl; Melbourne, Australia (regular season)**1988 Colorado State Rams (1-10)**

S 3	Air Force	L 23-29	25,471
S 10	Hawai'i	L 23-31	21,741
S 17	at Arizona State	L 17-28	70,822
O 1	Colorado	L 23-27	33,979
O 8	at BYU	L 7-42	45,291
O 15	at UTEP	L 14-34	45,187
O 22	San Diego State	W 13-7	23,817
O 29	Wyoming ⁽⁻¹⁰⁾	L 14-48	26,017
N 5	at Utah	L 7-46	20,470
N 12	at New Mexico	L 23-24	8,180
N 26	at Tulsa	L 28-32	7,500

**Earle Bruce***17th head coach in program history***1989-92 (Four Seasons)****22-24-1 (.479)****Alma mater:** Ohio State ('53)*A Woody Hayes protege and former Ohio State head coach, Bruce led CSU to its first bowl in 42 years. His coaching style and other allegations led to his dismissal following the '92 season.***1989 Colorado State Rams (5-5-1)**

S 2	at Tennessee	L 14-17	93,652
S 9	at Colorado ⁽⁻⁹⁾	L 20-45	44,921
S 16	Fullerton State	W 42-14	20,098
S 23	Eastern Michigan	T 35-35	22,149
S 30	Air Force ⁽⁻²⁴⁾	L 21-46	30,955
O 7	at New Mexico	W 34-20	18,345
O 14	BYU ⁽⁻²⁵⁾	L 16-45	21,198
O 21	Hawai'i	W 31-16	29,774
O 28	at Utah	W 50-10	20,389
N 4	at Wyoming	L 35-56	20,412
N 11	at UTEP	W 52-0	28,977

1990 Colorado State Rams (9-4)

S 1	at Air Force	W 35-33	47,028
S 8	Montana State	W 41-5	25,691
S 15	at Arizona State ⁽⁻²⁵⁾	L 20-31	61,344
S 22	UTEP	W 38-20	26,541
S 29	at Arkansas ⁽⁻²³⁾	L 20-31	50,480
O 6	Utah	W 22-13	23,107
O 13	at BYU ⁽⁻¹³⁾	L 9-52	65,922
O 20	New Mexico	W 47-7	28,301
N 3	Wyoming ⁽⁻¹⁹⁾	W 17-8	30,111
N 10	Tulsa	W 31-13	25,710
N 17	at Louisiana Tech	L 30-31	15,225
N 24	at Hawai'i	W 30-27	31,968
D 29	vs. Oregon [^]	W 32-31	51,103

[^] — Freedom Bowl; Anaheim, Calif.

1991 Colorado State Rams (3-8)

A 31	Arkansas State	W 38-24	27,482
S 7	Air Force	L 26-31	31,977
S 14	at Nebraska ^(-/13)	L 14-71	76,379
S 21	at Southern Miss	L 7-39	20,154
S 28	Hawai'i	W 28-16	30,476
O 5	at UTEP	W 23-18	39,764
O 19	at Utah	L 16-21	26,180
O 26	at Wyoming	L 28-35	20,364
O 31	BYU	L 17-40	25,203
N 9	at San Diego State	L 32-42	30,163
N 16	New Mexico	L 36-38	10,171

1992 Colorado State Rams (5-7)

S 5	at Colorado ^(-/12)	L 17-37	52,164
S 12	Idaho	L 34-37	18,573
S 19	at Fresno State	L 21-52	37,955
S 26	at Louisiana State	W 17-14	68,654
O 3	Utah	L 29-33	25,307
O 10	UTEP	W 42-24	15,407
O 17	at Air Force	W 32-28	40,808
O 24	Wyoming	L 14-31	22,071
O 31	San Diego State	L 13-20	16,310
N 7	at Hawai'i	L 13-24	41,001
N 14	Ohio	W 35-24	15,590
N 21	at New Mexico	W 14-10	11,221



Sonny Lubick
18th head coach in program history
1993-2007 (15 Seasons)
108-74 (.593)

Alma mater: Western Montana ('60)
The most respected head coach in CSU annals, led the Rams to their first appearances in the AP poll, six conference titles and nine bowl games, heights previously unknown in Fort Collins.

1993 Colorado State Rams (5-6)

S 4	Oregon	L 9-23	21,721
S 11	Air Force	W 8-5	24,093
S 18	BYU ^(-/19)	L 22-27	23,104
S 25	at Nebraska ^(-/6)	L 13-48	75,625
O 2	at Kansas	L 6-24	37,500
O 9	Fresno State ^(-RV)	W 34-32	23,812
O 16	at San Diego State	L 3-30	32,355
O 23	at Utah	L 21-38	21,097
O 30	New Mexico	W 21-20	17,270
N 13	at UTEP	W 52-0	11,225
N 20	at Wyoming	W 41-21	20,692

1994 Colorado State Rams (10-2)

Western Athletic Conference Champion

Final National Ranking: #16

S 3	at Air Force	W 34-21	43,979
S 10	Utah State	W 41-16	28,979
S 17	at BYU ^(-/22)	W 28-21	60,121
S 24	San Diego State	W 19-17	32,618
O 1	at New Mexico ^(24/-)	W 38-31	29,236

O 8	at Arizona ^(23/6)	W 21-16	56,534
O 15	UTEP ^(13/-)	W 47-9	27,837
O 22	Utah ^(12/18)	L 31-45	39,107
N 5	Wyoming ^(14/-)	W 35-24	35,514
N 12	Arkansas State ^(10/-)	W 48-3	23,741
N 19	at Fresno State ^(10/-)	W 44-42	37,241
D 30	vs. Michigan ^{^ (10/2)}	L 14-24	59,453

1995 Colorado State Rams (8-4)

Western Athletic Conference Co-Champion

S 2	Montana State	W 31-10	27,068
S 9	at Colorado ^(-/10)	L 14-42	52,848
S 16	at Air Force ^(-/21)	W 27-20	45,578
S 30	BYU	L 21-28	36,650
O 7	at Utah State	W 59-17	16,071
O 14	at Utah	W 19-14	27,691
O 21	New Mexico	L 14-22	28,901
O 28	at Wyoming	W 31-24	28,245
N 4	UTEP	W 56-10	22,013
N 11	Hawai'i	W 22-0	25,235
N 25	at San Diego State	W 24-13	41,603
D 29	vs. Kansas State ^{^ (-/10)}	L 21-54	51,051

1996 Colorado State Rams (7-5)

A 31	Chattanooga	W 61-19	27,171
S 7	Colorado ^(-/5)	L 34-48	36,371
S 14	at Oregon	L 28-35	39,605
S 21	UNLV	W 35-16	24,011
S 28	at Nebraska ^(-/8)	L 9-65	75,575
O 5	at Hawai'i	W 28-16	32,010
O 12	at Tulsa	L 14-20	24,556
O 19	San Jose State	W 36-13	27,041
O 26	San Diego State	W 27-18	25,013
N 2	at Air Force	W 42-41	51,116
N 9	at Fresno State	W 42-20	35,009
N 16	Wyoming ^(-/23)	L 24-25	33,701

1997 Colorado State Rams (11-2)

Western Athletic Conference Champion

Final National Ranking: #17

A 30	Nevada	W 45-13	29,672
S 6	at Colorado ^(24/8)	L 21-31	53,416
S 13	at Utah State ^(25/-)	W 35-24	22,097
S 20	Air Force ^(23/3)	L 0-24	34,071
O 4	Hawai'i	W 63-0	30,047
O 11	at San Jose State	W 55-20	10,384
O 18	at Wyoming	W 14-7	34,745
O 26	Tulsa	W 44-8	27,542
N 1	at UNLV	W 45-19	19,984
N 8	Fresno State	W 41-3	27,641
N 22	at San Diego State ^(25/-)	W 38-17	25,704
D 6	vs. New Mexico ^{1 (20/-)}	W 41-13	12,706
D 29	vs. Missouri ^{^ (18/19)}	W 35-24	50,761

1 — WAC championship game; Las Vegas, Nev.
 ^ — Holiday Bowl; San Diego, Calif.

1998 Colorado State Rams (8-4, 5-3 WAC)

A 29	at Michigan State ^(15/23)	W 23-16	68,624
S 5	vs. Colorado ^{(Denver) (15/-)}	L 14-42	76,036
S 12	at Nevada	W 26-14	22,882
S 17	at Air Force*	L 27-30	50,115
S 26	UNLV*	W 38-16	27,632
O 3	at UTEP*	W 20-17	19,003
O 10	Tulsa*	W 34-7	31,575
O 17	at New Mexico State	W 47-28	20,747
O 24	TCU*	W 42-21	31,642
O 31	at Rice*	L 23-35	18,344
N 7	Wyoming*	L 19-27	34,320
N 14	at SMU*	W 32-10	21,133

1999 Colorado State Rams (8-4, 5-2 MW)**Mountain West Conference Co-Champion**

S 4	vs. Colorado ^{(Denver) (14/14)}	W 41-14	73,438
S 11	Nevada ^(24/-)	W 38-33	25,123
S 16	at BYU* ^(23/25)	L 13-34	63,054
O 2	New Mexico State	W 46-7	28,856
O 9	at Fresno State	L 13-44	37,061
O 16	San Diego State*	L 10-17	26,774
O 23	at Wyoming*	W 24-13	25,506
O 28	Utah*	W 31-24	25,120
N 6	at New Mexico*	W 36-22	26,710
N 18	Air Force*	W 41-21	32,011
N 27	at UNLV*	W 35-17	16,498
D 31	vs. Southern Miss ^{^ (-1/16)}	L 17-23	54,866

^ — Liberty Bowl; Memphis, Tenn.

2000 Colorado State Rams (10-2, 6-1 MW)**Mountain West Conference Champion****Final National Ranking: #14**

S 2	vs. Colorado ^{(Denver) (-/23)}	W 28-24	67,466
S 9	East Tennessee State	W 41-7	25,122
S 16	at Arizona State	L 10-13	51,911
S 30	at Nevada	W 45-14	19,003
O 7	New Mexico*	W 17-14	27,507
O 14	UNLV*	W 20-19	31,700
O 21	at Utah*	W 24-17	37,505
O 28	at San Diego State*	W 34-22	24,852
N 2	BYU*	W 45-21	27,412
N 11	at Air Force*	L 40-44	35,151
N 16	Wyoming*	W 37-13	25,922
D 29	vs. Louisville ^{^ (23/22)}	W 22-17	58,302

^ — Liberty Bowl; Memphis, Tenn.

2001 Colorado State Rams (7-5, 5-2 MW)

S 1	vs. Colorado ^{(Denver) (24/RV)}	L 14-41	75,022
S 8	Nevada	W 35-18	26,367
S 22	San Diego State*	L 7-14	29,110
S 29	at Wyoming*	W 42-14	26,617
O 4	at Louisville	L 2-7	39,389
O 13	Fresno State ^(-/8)	L 22-25 ^(OT)	31,580
O 20	at UNLV*	W 26-24	20,049
O 27	Utah*	W 19-17	24,119
N 1	at BYU* ^(-/13)	L 34-56	63,478
N 8	Air Force*	W 28-21	26,638
N 17	at New Mexico*	W 24-17	29,304
D 18	vs. North Texas [^]	W 45-20	27,004

^ — New Orleans Bowl; New Orleans, La.

2002 Colorado State Rams (10-4, 6-1 MW)**Mountain West Conference Champion**

A 22	at Virginia ^(-/22)	W 35-29	57,120
A 31	vs. Colorado ^{(Denver) (-/7)}	W 19-14	75,531
S 7	at UCLA ^(19/-)	L 19-30	58,078
S 14	Louisville ^(24/-)	W 36-33	31,607
S 28	at Nevada ^(25/-)	W 32-28	19,292
O 4	at Fresno State ^(25/-)	L 30-32	38,336
O 12	Wyoming*	W 44-36	32,151
O 19	at Utah*	W 28-20	34,374
O 24	BYU*	W 37-10	29,457
O 31	at Air Force* ^(24/-)	W 31-12	39,063
N 16	at San Diego State* ^(21/-)	W 49-21	21,714
N 23	New Mexico* ^(20/-)	W 22-14	30,215
N 30	UNLV* ^(16/-)	L 33-36	28,877
D 31	vs. TCU* ^(23/-)	L 3-17	55,207

^ — Liberty Bowl; Memphis, Tenn.

2003 Colorado State Rams (7-6, 4-3 MW)

A 30	vs. Colorado ^{(Denver) (23/RV)}	L 35-42	76,219
S 6	at California	W 23-21	34,096
S 13	Weber State	W 31-7	28,611
S 20	Miami (Ohio)	L 21-41	31,610
S 27	Utah*	L 21-28	29,117
O 4	Fresno State	W 34-10	32,620
O 9	at BYU*	W 58-13	58,513
O 16	Air Force*	W 30-20	32,701
N 1	at Wyoming*	L 28-35	18,511
N 7	at New Mexico*	L 34-37	37,133
N 15	San Diego State*	W 21-6	29,127
N 22	at UNLV*	W 24-23	21,530
D 31	vs. Boston College [^]	L 21-35	25,621

^ — San Francisco Bowl; San Francisco, Calif.

2004 Colorado State Rams (4-7, 3-4 MW)

S 4	at Colorado	L 24-27	54,954
S 11	at USC ^(-/1)	L 0-49	85,521
S 18	Minnesota ^(-/22)	L 16-34	33,501
S 25	Montana State	W 39-14	28,207
O 2	BYU*	L 21-31	32,511
O 16	at San Diego State*	W 21-17	31,129
O 22	Wyoming*	W 30-7	30,108
O 30	New Mexico*	L 17-26	24,573
N 6	at Utah* ^(-/7)	L 31-63	44,222
N 13	UNLV*	W 45-10	14,876
N 20	at Air Force*	L 17-47	34,441

2005 Colorado State Rams (6-6, 5-3 MW)

S 3	at Colorado ^(-/RV)	L 28-31	54,982
S 10	at Minnesota ^(-/RV)	L 24-56	40,221
S 24	Nevada	W 42-21	29,101
S 29	Air Force*	W 41-23	26,711
O 8	Utah*	W 21-17	32,713
O 15	at BYU*	L 14-24	58,165
O 22	Wyoming*	W 39-31	32,801
O 28	at New Mexico*	W 35-25	36,398
N 5	at TCU* ^(-/20)	L 6-33	36,284
N 12	San Diego State*	L 10-30	25,411
N 19	at UNLV*	W 31-27	16,543
D 22	vs. Navy ^{^ (-/RV)}	L 30-51	36,842

^ — Poinsettia Bowl; San Diego, Calif.

2006 Colorado State Rams (4-8, 1-7 MW)

S 2	Weber State	W 30-6	28,801
S 9	vs. Colorado ^(Denver)	W 14-10	65,701
S 16	at Nevada	L 10-28	18,883
S 30	at Fresno State	W 35-23	42,012
O 7	UNLV*	W 28-7	32,841
O 12	at Air Force*	L 21-24	30,008
O 21	at Wyoming*	L 0-24	23,247
O 28	New Mexico*	L 19-20	22,011
N 4	BYU* ^(-RV)	L 3-24	21,117
N 11	at Utah*	L 22-35	39,532
N 25	TCU* ^(-RV)	L 14-45	16,146
D 2	at San Diego State*	L 6-17	17,557

2007 Colorado State Rams (3-9, 2-6 MW)

S 1	vs. Colorado ^(Denver)	L 28-31 ^(OT)	68,133
S 8	California ⁽⁻¹⁰⁾	L 28-34	27,805
S 22	at Houston	L 27-38	22,468
S 29	at TCU*	L 12-24	32,807
O 6	San Diego State*	L 20-24	27,930
O 13	Air Force*	L 21-45	25,150
O 20	at UNLV*	W 48-23	19,266
O 27	Utah*	L 3-27	16,718
N 3	at BYU* ^(-RV)	L 16-35	64,441
N 10	at New Mexico*	L 23-26	27,031
N 17	Georgia Southern	W 42-34	14,332
N 23	Wyoming*	W 36-28	18,827



Steve Fairchild

19th head coach in program history

2008-11 (Four Seasons)

16-33 (.327)

Alma mater: Colorado State ('81)

One of three head coaches in CSU history to have played and coached for the school, led the Rams to their first winning season in five years during his inaugural campaign.

2008 Colorado State Rams (7-6, 4-4 MW)

A 31	vs. Colorado ^(Denver)	L 17-38	69,619
S 6	Sacramento State	W 23-20	20,051
S 20	Houston	W 28-25	21,539
S 27	at California ^(-RV)	L 7-42	63,970
O 4	UNLV*	W 41-28	19,703
O 11	TCU* ^(-RV)	L 7-13	27,130
O 18	at Utah* ⁽⁻¹⁴⁾	L 16-49	44,793
O 25	at San Diego State*	W 38-34	17,185
N 1	BYU* ⁽⁻¹⁷⁾	L 42-45	20,222
N 8	at Air Force*	L 17-38	39,052
N 15	New Mexico*	W 20-6	17,401
N 22	at Wyoming*	W 31-20	18,569
D 20	vs. Fresno State [^]	W 40-35	24,735

[^] — New Mexico Bowl; Albuquerque, N.M.

2009 Colorado State Rams (3-9, 0-8 MW)

S 6	at Colorado	W 23-17	53,168
S 12	Weber State ^(RV/-)	W 24-23	23,417
S 19	Nevada ^(RV/-)	W 35-20	24,967
S 26	at BYU* ^(RV/19)	L 23-42	64,091
O 3	at Idaho	L 29-31	16,000
O 10	Utah* ^(-RV)	L 17-24	30,499
O 17	at TCU* ⁽⁻¹²⁾	L 6-44	31,156
O 24	San Diego State*	L 28-42	20,631
O 31	Air Force*	L 16-34	22,025
N 7	at UNLV*	L 16-35	15,902
N 21	at New Mexico*	L 27-29	21,751
N 27	Wyoming*	L 16-17	20,317

2010 Colorado State Rams (3-9, 2-6 MW)

S 4	vs. Colorado ^(Denver)	L 3-24	60,989
S 11	at Nevada	L 6-51	18,098
S 18	at Miami (Ohio)	L 10-31	16,691
S 25	Idaho	W 36-34	23,925
O 2	TCU* ⁽⁻⁵⁾	L 0-27	22,553
O 9	at Air Force* ⁽⁻²⁵⁾	L 27-49	41,547
O 16	UNLV*	W 43-10	30,753
O 23	at Utah* ⁽⁻⁹⁾	L 6-59	45,029
O 30	New Mexico*	W 38-14	18,266
N 6	at San Diego State* ^(-RV)	L 19-24	34,689
N 13	BYU*	L 10-49	16,501
N 20	at Wyoming*	L 0-44	17,011

2011 Colorado State Rams (3-9, 1-6 MW)

S 3	at New Mexico*	W 14-10	21,454
S 10	Northern Colorado	W 33-14	25,367
S 17	vs. Colorado ^(Denver)	L 14-28	57,186
S 24	at Utah State	W 35-34 ^(2OT)	22,599
O 1	San Jose State	L 31-38	27,683
O 15	Boise State* ⁽⁻⁶⁾	L 13-63	30,027
O 22	at UTEP	L 17-31	31,797
O 29	at UNLV*	L 35-38	21,289
N 12	San Diego State*	L 15-18	16,811
N 19	at TCU* ⁽⁻¹⁹⁾	L 10-34	33,650
N 26	Air Force*	L 21-45	14,107
D 3	Wyoming*	L 19-22	17,207

**Jim McElwain***20th head coach in program history***2012-14 (Three Seasons)****22-16 (.579)**

Alma mater: Eastern Washington ('83)
Led CSU to back-to-back bowl games for the first time since 1999-2003, and in '14, won 10 games, just the second CSU coach to do so. Came to CSU after winning two national titles as offensive coordinator at Alabama.

2012 Colorado State Rams (4-8, 3-5 MW)

S 1	vs. Colorado ^(Denver)	W 22-17	58,607
S 8	North Dakota State	L 7-22	23,567
S 15	at San Jose State	L 20-40	7,189
S 22	Utah State	L 19-31	23,374
S 29	at Air Force*	L 21-42	38,562
O 6	Fresno State*	L 7-28	25,814
O 13	at San Diego State*	L 14-38	27,133
O 27	Hawai'i*	W 42-27	16,573
N 3	at Wyoming*	L 31-45	20,055
N 10	UNLV*	W 33-11	13,887
N 17	at Boise State* ⁽⁻²²⁾	L 14-42	33,545
N 24	New Mexico*	W 24-20	12,286

2013 Colorado State Rams (8-6, 5-3 MW)

S 1	vs. Colorado ^(Denver)	L 27-41	59,601
S 7	at Tulsa	L 27-30	22,875
S 14	Cal Poly	W 34-17	14,146
S 21	at Alabama ⁽⁻¹⁾	L 6-31	101,821
S 28	UTEP	W 59-42	19,517
O 12	San José State*	L 27-34	26,022
O 19	at Wyoming*	W 52-22	24,953
O 26	at Hawai'i*	W 35-28	29,752
N 2	Boise State*	L 30-42	21,133
N 9	Nevada*	W 38-17	15,234
N 16	at New Mexico*	W 66-42	19,376
N 23	at Utah State*	L 0-13	20,284
N 30	Air Force*	W 58-13	15,546
D 21	vs. Washington State [^]	W 48-45	27,104

[^] — New Mexico Bowl; Albuquerque, N.M.**2014 Colorado State Rams (10-3, 6-2 MW)**

A 29	vs. Colorado ^(Denver)	W 31-17	63,363
S 6	at Boise State*	L 24-37	34,910
S 13	UC Davis	W 49-21	21,202
S 27	at Boston College ^(-RV)	W 24-21	33,632
O 4	Tulsa	W 42-17	25,806
O 11	at Nevada*	W 31-24	21,847
O 18	Utah State* ^(RV/-)	W 16-13	32,546
O 25	Wyoming* ^(RV/-)	W 45-31	32,529
N 1	at San José State* ^(RV/-)	W 38-31	17,887
N 8	Hawai'i* ^(RV/-)	W 49-22	25,236
N 22	New Mexico* ^(22/-)	W 58-20	22,131
N 28	at Air Force* ^(21/-)	L 24-27	32,650
D 20	vs. Utah ^{1^} (RV/23)	L 10-45	33,067

[^] — Royal Purple Las Vegas Bowl; Las Vegas, Nev.¹ — Dave Baldwin served as interim head coach for the bowl game and is recorded as the 21st head coach for the program.**Mike Bobo***22nd head coach in program history***2015-19 (Five Seasons)****28-35 (.444)**

Alma mater: Georgia ('98)
Became first CSU coach to win seven regular-season games in first season as head coach ('15) and first to lead CSU to a bowl game in each of his first three seasons. Came to CSU following 14 seasons at Georgia.

2015 Colorado State Rams (7-6, 5-3 MW)

S 5	Savannah State	W 65-13	24,571
S 12	Minnesota	L 20-23 ^(OT)	32,500
S 19	vs. Colorado ^(Denver)	L 24-27 ^(OT)	66,253
S 26	at UTSA	W 33-31	24,705
O 3	at Utah State*	L 18-33	22,059
O 10	Boise State* ⁽⁻²⁵⁾	L 10-41	26,117
O 17	Air Force*	W 38-23	32,546
O 31	San Diego State*	L 17-41	18,125
N 7	at Wyoming*	W 26-7	18,682
N 14	UNLV*	W 49-35	15,641
N 21	at New Mexico*	W 28-21	21,643
N 28	at Fresno State*	W 34-31	26,375
D 29	vs. Nevada [^]	L 23-28	20,425

[^] — NOVA Home Loans Arizona Bowl; Tucson, Ariz.**2016 Colorado State Rams (7-6, 5-3 MW)**

S 2	vs. Colorado ^(Denver)	L 7-44	69,850
S 10	UTSA	W 23-14	20,673
S 17	Northern Colorado	W 47-21	26,718
S 24	at Minnesota	L 24-31	44,854
O 1	Wyoming*	L 17-38	33,500
O 8	Utah State*	W 31-24	32,387
O 15	at Boise State* ⁽⁻¹⁵⁾	L 23-28	33,448
O 22	at UNLV*	W 42-23	18,362
N 5	Fresno State*	W 37-0	23,187
N 12	at Air Force*	L 46-49	23,467
N 19	New Mexico*	W 49-31	29,133
N 26	at San Diego State*	W 63-31	34,223
D 22	vs. Idaho [^]	L 50-61	24,975

[^] — Famous Idaho Potato Bowl; Boise, Idaho**2017 Colorado State Rams (7-6, 5-3 MW)**

A 26	Oregon State	W 58-27	37,583
S 1	vs. Colorado ^(Denver)	L 3-17	73,932
S 9	Abilene Christian	W 38-10	27,038
S 16	at Alabama ⁽⁻¹⁾	L 23-41	101,821
S 30	at Hawai'i*	W 51-21	25,687
O 7	at Utah State*	W 27-14	18,004
O 14	Nevada*	W 44-42	36,765
O 20	at New Mexico*	W 27-24	17,358
O 28	Air Force*	L 28-45	33,074
N 4	at Wyoming*	L 13-16	22,840
N 11	Boise State*	L 52-59 ^(OT)	32,166
N 18	San Jose State*	W 42-14	25,743
D 16	vs. Marshall [^]	L 28-31	26,087

[^] — Gildan New Mexico Bowl; Albuquerque, N.M.

2018 Colorado State Rams (3-9, 2-6 MW)

A 25	Hawai'i*	L	34-43	31,007
A 31	vs. Colorado (Denver)	L	13-45	70,158
S 8	Arkansas	W	34-27	31,894
S 15	at Florida	L	10-48	80,021
S 22	Illinois State	L	19-35	26,259
O 6	at San Jose State*	W	42-30	13,802
O 13	New Mexico*	W	20-18	36,514
O 19	at Boise State*	L	28-56	32,299
O 26	Wyoming*	L	21-34	32,125
N 10	at Nevada*	L	10-49	13,755
N 17	Utah State* (-/14)	L	24-29	19,226
N 22	at Air Force* (Thanksgiving Day)	L	19-27	17,432

2019 Colorado State Rams (4-8, 3-5 MW)

A 30	vs. Colorado (Denver)	L	31-52	66,997
S 7	Western Illinois	W	38-13	24,453
S 14	at Arkansas	L	34-55	55,583
S 21	Toledo	L	35-41	24,464
S 28	at Utah State*	L	24-34	20,017
O 5	San Diego State*	L	10-24	29,767
O 11	at New Mexico*	W	35-21	15,393
O 26	at Fresno State*	W	41-31	32,890
N 2	UNLV*	W	37-17	24,103
N 16	Air Force* (-/RV)	L	21-38	24,914
N 22	at Wyoming*	L	7-17	21,152
N 29	Boise State* (-/20)	L	24-31	12,324



Steve Addazio
 23rd head coach in program history
2020-21 (Two Seasons)
4-12 (.250)

Alma mater: Central Conn. State ('81)
 When he was hired, Addazio was only the second head coach to have won bowl games as a head coach at two other programs since Earle Bruce. First season with the Rams coincided with the worldwide COVID-19 pandemic.

2020 Colorado State Rams (1-3, 1-3 MW)

S 5	Colorado^	Canceled	-
S 12	at Oregon State^	Canceled	-
S 19	Northern Colorado^	Canceled	-
S 26	at Vanderbilt^	Canceled	-
O 24	New Mexico*	Canceled	-
O 29	at Fresno State*	L	17-38 n/a
N 5	Wyoming*	W	34-24 n/a
N 12	at Boise State*	L	21-52 1,100
N 21	UNLV*	Canceled	-
N 26	at Air Force*	Canceled	-
D 5	at San Diego State**	L	17-29 n/a
D 12	Utah State**5	Canceled	n/a

^ — Games were originally scheduled but canceled due to shift to conference-only play during worldwide COVID-19 pandemic
 & — Game played in Carson, Calif.
 \$ — Declared a forfeit for Mountain West conference standings only

2021 Colorado State Rams (3-9, 2-6 MW)

S 3	South Dakota State	L	23-42	32,327
S 11	Vanderbilt	L	21-24	27,233
S 18	at Toledo	W	22-6	21,365
S 25	at Iowa (-/5)	L	14-24	65,456
O 9	San Jose State*	W	32-14	34,780
O 16	at New Mexico*	W	36-7	15,403
O 22	at Utah State*	L	24-26	21,423
O 30	Boise State*	L	19-28	25,221
N 6	at Wyoming*	L	17-31	24,926
N 13	Air Force*	L	21-35	25,550
N 20	at Hawai'i*	L	45-50	6,575
N 27	Nevada*	L	10-52	17,465



Jay Norvell
 24th head coach in program history
2022-Pres. (One Season)
3-9 (.250)

Alma mater: Iowa ('86)
 Came to Colorado State after leading Nevada to four bowl games in five seasons; The first inter-conference move by a sitting head coach in league history.

2022 Colorado State Rams (3-9, 3-5 MW)

S 3	at Michigan (-/6)	L	7-51	109,575
S 10	Middle Tennessee	L	19-34	27,641
S 17	at Washington State	L	7-38	23,611
S 24	Sacramento State	L	10-41	25,445
O 7	at Nevada*	W	17-14	18,255
O 15	Utah State*	L	13-17	35,009
O 22	Hawaii*	W	17-13	22,843
O 29	at Boise State*	L	10-49	33,895
N 5	at San Jose State*	L	16-28	16,382
N 12	Wyoming*	L	13-14	30,300
N 19	at Air Force*	L	12-24	20,121
N 25	New Mexico*	W	17-0	20,107

"WALK OFF" WINS AND LOSSES

There have been seven known "walk off" victories or defeats in program history, all listed below. Research is on-going for others.

Date	Opponent	Score/Play
Oct. 7, 2022	at Nevada	W, 17-14 <i>Michael Boyle, 43-yd FG</i>
Oct. 13, 2018	New Mexico	W, 20-18 <i>Wyatt Bryan, 28-yd FG</i>
Oct. 18, 2014	Utah State	W, 16-13 <i>Jared Roberts, 46-yd FG</i>
Dec. 21, 2013	vs. Washington State	W, 48-45 <i>Jared Roberts, 41-yd FG</i>
Sept. 7, 2013	at Tulsa	L, 27-30 <i>Carl Salazar 34-yd FG</i>
Sept. 6, 2008	Sacramento State	W, 23-20 <i>Ben DeLine 20-yd FG</i>
Sept. 16, 2000	at Arizona State	L, 10-13 <i>Mike Barth 41-yd FG</i>



Washington State
Series Tied, 1-1

SERIES HISTORY	
In Fort Collins	0-0
Last Win	-
Last Loss	-
In Pullman	0-1
Last Win	-
Last Loss	2022 (7-38)

DATE	LOCATION	W/L	SCORE
Dec. 21, 2013	Albuquerque	W	48-45
Sept. 17, 2022	Pullman	L	7-38



at Colorado
Buffaloes lead, 67-22-2

SERIES HISTORY	
In Fort Collins	7-21-1
Last Win	1955 (10-0)
Last Loss	1996 (34-48)
In Boulder	9-33-1
Last Win	2009 (23-17)
Last Loss	2005 (28-31)

DATE	LOCATION	W/L	SCORE
Feb. 11, 1893	Fort Collins	L	6-70
Oct. 7, 1893	Boulder	L	6-44
Oct. 27, 1894	Boulder	L	0-67
Oct. 15, 1899	Boulder	L	0-63
Oct. 15, 1900	Boulder	L	0-29
Oct. 18, 1902	Boulder	L	6-11
Oct. 10, 1903	Fort Collins	L	0-5
Nov. 19, 1904	Boulder	L	0-46
Nov. 10, 1906	Fort Collins	T	0-0
Oct. 19, 1907	Boulder	L	13-17
Oct. 24, 1908	Fort Collins	L	0-8
Oct. 23, 1909	Boulder	L	0-57
Nov. 12, 1910	Fort Collins	L	0-44
Nov. 11, 1911	Boulder	L	0-31
Oct. 12, 1912	Fort Collins	W	21-0
Oct. 18, 1913	Fort Collins	L	7-16
Oct. 24, 1914	Fort Collins	L	6-33
Oct. 9, 1915	Boulder	W	23-6
Nov. 30, 1916	Boulder	W	32-14
Nov. 29, 1917	Boulder	L	0-6
Nov. 28, 1918	Boulder	L	13-16
Oct. 11, 1919	Fort Collins	W	49-7
Nov. 20, 1920	Boulder	T	7-7
Nov. 19, 1921	Fort Collins	L	0-10
Nov. 4, 1922	Boulder	L	0-7
Nov. 28, 1923	Fort Collins	L	3-6
Nov. 22, 1924	Boulder	L	0-36
Nov. 14, 1925	Fort Collins	W	12-0
Nov. 13, 1926	Boulder	W	3-0
Nov. 19, 1927	Fort Collins	W	39-7
Nov. 10, 1928	Boulder	L	7-13
Nov. 16, 1929	Fort Collins	L	0-6
Oct. 25, 1930	Boulder	L	0-7
Oct. 24, 1931	Fort Collins	W	19-6
Oct. 22, 1932	Boulder	W	7-6
Oct. 21, 1933	Fort Collins	W	19-6
Oct. 27, 1934	Boulder	L	9-27
Oct. 26, 1935	Boulder	L	6-19
Oct. 24, 1936	Fort Collins	L	7-9

Oct. 23, 1937	Boulder	L	0-47
Oct. 22, 1938	Fort Collins	L	6-31
Oct. 21, 1939	Boulder	L	0-13
Oct. 19, 1940	Fort Collins	L	14-33
Oct. 18, 1941	Boulder	L	13-26
Oct. 24, 1942	Fort Collins	L	7-34
Oct. 13, 1945	Fort Collins	L	6-21
Nov. 28, 1946	Boulder	L	0-18
Oct. 25, 1947	Fort Collins	L	7-14
Nov. 20, 1948	Boulder	W	29-25
Nov. 26, 1949	Boulder	W	14-7
Nov. 25, 1950	Fort Collins	L	6-31
Sept. 22, 1951	Boulder	L	13-28
Nov. 29, 1952	Boulder	L	0-61
Nov. 28, 1953	Fort Collins	L	7-13
Sept. 25, 1954	Boulder	L	0-46
Nov. 26, 1955	Fort Collins	W	10-0
Oct. 13, 1956	Boulder	L	7-47
Nov. 9, 1957	Fort Collins	L	0-20
Nov. 22, 1958	Boulder	W	15-14
Sept. 17, 1983	Boulder	L	3-31
Sept. 7, 1985	Boulder	L	10-23
Sept. 6, 1986	Boulder	W	23-7
Oct. 3, 1987	Fort Collins	L	16-29
Oct. 1, 1988	Fort Collins	L	23-27
Sept. 9, 1989	Boulder	L	20-45
Sept. 5, 1992	Boulder	L	17-37
Sept. 9, 1995	Boulder	L	14-42
Sept. 7, 1996	Fort Collins	L	34-48
Sept. 6, 1997	Boulder	L	21-31
Sept. 5, 1998	Denver	L	14-42
Sept. 4, 1999	Denver	W	41-14
Sept. 2, 2000	Denver	W	28-24
Sept. 1, 2001	Denver	L	14-41
Aug. 31, 2002	Denver	W	19-14
Aug. 30, 2003	Denver	L	35-42
Sept. 4, 2004	Boulder	L	24-27
Sept. 3, 2005	Boulder	L	28-31
Sept. 9, 2006	Denver	W	14-10
Sept. 1, 2007	Denver	L ^(OT)	28-31
Aug. 31, 2008	Denver	L	17-38
Sept. 6, 2009	Boulder	W	23-17
Sept. 4, 2010	Denver	L	3-24
Sept. 17, 2011	Denver	L	14-28
Sept. 1, 2012	Denver	W	22-17
Sept. 1, 2013	Denver	L	27-41
Aug. 29, 2014	Denver	W	31-17
Sept. 19, 2015	Denver	L ^(OT)	24-27
Sept. 2, 2016	Denver	L	7-44
Sept. 1, 2017	Denver	L	3-17
Aug. 31, 2018	Denver	L	13-45
Aug. 30, 2019	Denver	L	31-52



at Middle Tennessee
Blue Raiders lead, 1-0

SERIES HISTORY	
In Fort Collins	0-1
Last Win	-
Last Loss	2022 (19-34)
In Murfreesboro	0-0
Last Win	-
Last Loss	-

DATE	LOCATION	W/L	SCORE
Sept. 10, 2022	Fort Collins	L	19-34

GENERAL

THE RAMS

2022 REVIEW

HISTORY

UNIVERSITY



SERIES HISTORY	
In Fort Collins	0-0
Last Win	-
Last Loss	-
In St. George	0-0
Last Win	-
Last Loss	-

Utah Tech
First Meeting



SERIES HISTORY	
In Fort Collins	18-16-1
Last Win	2016 (31-24)
Last Loss	2022 (13-17)
In Logan	21-21-1
Last Win	2017 (27-14)
Last Loss	2021 (24-26)

at Utah State
Rams lead, 39-37-2

DATE	LOCATION	W/L	SCORE
Oct. 27, 1902	Logan	W	24-5
Oct. 9, 1911	Logan	L	0-29
Nov. 11, 1913	Fort Collins	W	20-7
Nov. 14, 1914	Logan	W	41-7
Oct. 23, 1915	Fort Collins	W	59-0
Oct. 14, 1916	Logan	W	53-0
Nov. 6, 1917	Logan	L	7-47
Nov. 8, 1919	Fort Collins	W	27-7
Oct. 30, 1920	Logan	W	21-0
Oct. 28, 1922	Fort Collins	W	34-6
Oct. 27, 1923	Logan	W	26-7
Oct. 25, 1924	Fort Collins	W	17-13
Oct. 31, 1925	Logan	W	13-0
Nov. 6, 1926	Fort Collins	L	0-13
Nov. 5, 1927	Logan	W	6-0
Nov. 3, 1928	Fort Collins	W	7-6
Nov. 9, 1929	Logan	W	7-6
Nov. 15, 1930	Logan	W	13-0
Nov. 14, 1931	Fort Collins	L	0-6
Nov. 5, 1932	Logan	L	0-16
Nov. 11, 1933	Fort Collins	W	3-0
Nov. 10, 1934	Logan	T	21-21
Nov. 2, 1935	Logan	L	0-13
Nov. 7, 1936	Fort Collins	L	0-13
Oct. 30, 1937	Logan	L	0-7
Oct. 29, 1938	Fort Collins	L	0-6
Oct. 28, 1939	Logan	W	9-0
Nov. 9, 1940	Fort Collins	W	13-12
Oct. 25, 1941	Logan	W	13-26
Nov. 7, 1942	Fort Collins	W	25-0
Oct. 20, 1945	Logan	L	0-13
Oct. 19, 1946	Logan	L	0-47
Oct. 4, 1947	Fort Collins	L	13-26
Oct. 2, 1948	Logan	W	9-7
Oct. 29, 1949	Fort Collins	W	28-6
Oct. 21, 1950	Logan	W	33-13
Oct. 20, 1951	Fort Collins	T	20-20
Oct. 25, 1952	Logan	W	21-7
Oct. 24, 1953	Fort Collins	L	13-14
Oct. 23, 1954	Logan	L	14-20
Oct. 22, 1955	Fort Collins	W	26-9
Oct. 20, 1956	Logan	L	7-46
Oct. 26, 1957	Logan	L	14-27

Oct. 25, 1958	Logan	L	0-15
Nov. 7, 1959	Fort Collins	W	10-7
Oct. 22, 1960	Logan	L	0-21
Oct. 21, 1961	Fort Collins	L	3-49
Oct. 20, 1962	Logan	L	0-21
Nov. 9, 1963	Fort Collins	L	13-36
Oct. 24, 1964	Logan	L	13-42
Oct. 23, 1965	Fort Collins	L	20-41
Oct. 15, 1966	Logan	W	10-7
Oct. 21, 1967	Fort Collins	W	17-14
Oct. 11, 1969	Logan	W	37-33
Oct. 31, 1970	Fort Collins	W	20-13
Oct. 30, 1971	Fort Collins	L	17-18
Sept. 30, 1972	Logan	L	0-21
Oct. 13, 1973	Fort Collins	L	18-34
Oct. 12, 1974	Logan	L	23-24
Nov. 22, 1975	Fort Collins	L	17-28
Oct. 9, 1976	Logan	W	10-7
Nov. 26, 1977	Fort Collins	W	13-10
Sept. 16, 1978	Fort Collins	L	20-21
Sept. 22, 1979	Logan	L	0-24
Sept. 10, 1994	Fort Collins	W	41-16
Oct. 7, 1995	Logan	W	59-17
Sept. 13, 1997	Logan	W	35-24
Sept. 24, 2011	Logan	W ^(OT)	35-34
Sept. 22, 2012	Fort Collins	L	19-31
Nov. 23, 2013	Logan	L	0-13
Oct. 18, 2014	Fort Collins	W	16-13
Oct. 3, 2015	Logan	L	18-33
Oct. 8, 2016	Fort Collins	W	31-24
Oct. 7, 2017	Logan	W	27-14
Nov. 17, 2018	Fort Collins	L	24-29
Sept. 28, 2019	Logan	L	24-34
Oct. 22, 2021	Logan	L	24-26
Oct. 15, 2022	Fort Collins	L	13-14



SERIES HISTORY	
In Fort Collins	0-6
Last Win	-
Last Loss	2021 (19-28)
In Boise	0-6
Last Win	-
Last Loss	2022 (10-49)

Boise State
Broncos lead, 12-0

DATE	LOCATION	W/L	SCORE
Oct. 15, 2011	Fort Collins	L	13-63
Nov. 17, 2012	Boise	L	14-42
Nov. 2, 2013	Fort Collins	L	30-42
Sept. 6, 2014	Boise	L	24-37
Oct. 10, 2015	Fort Collins	L	10-41
Oct. 15, 2016	Boise	L	23-28
Nov. 11, 2017	Fort Collins	L ^(OT)	52-59
Oct. 19, 2018	Boise	L	28-56
Nov. 29, 2019	Fort Collins	L	24-31
Nov. 12, 2020	Boise	L	21-52
Oct. 30, 2021	Fort Collins	L	19-28
Oct. 29, 2022	Boise	L	10-49



SERIES HISTORY

In Fort Collins	10-4
Last Win	2019 (37-17)
Last Loss	2002 (33-36)
In Las Vegas	7-2-1
Last Win	2016 (42-23)
Last Loss	2011 (35-38)

at UNLV

Rams lead, 17-6-1

DATE	LOCATION	W/L	SCORE
Oct. 21, 1978	Fort Collins	L	6-33
Nov. 17, 1979	Las Vegas	T	21-21
Sept. 27, 1980	Fort Collins	L	15-56
Nov. 6, 1982	Fort Collins	L	31-36
Sept. 21, 1996	Fort Collins	W	35-16
Nov. 1, 1997	Las Vegas	W	45-19
Sept. 26, 1998	Fort Collins	W	38-16
Nov. 27, 1999	Las Vegas	W	35-17
Oct. 14, 2000	Fort Collins	W	20-19
Oct. 20, 2001	Las Vegas	W	26-24
Nov. 30, 2002	Fort Collins	L	33-36
Nov. 22, 2003	Las Vegas	W	24-23
Nov. 13, 2004	Fort Collins	W	45-10
Nov. 19, 2005	Las Vegas	W	31-27
Oct. 7, 2006	Fort Collins	W	28-7
Oct. 20, 2007	Las Vegas	W	48-23
Oct. 4, 2008	Fort Collins	W	41-28
Nov. 7, 2009	Las Vegas	L	16-35
Oct. 16, 2010	Fort Collins	W	43-10
Oct. 29, 2011	Las Vegas	L	35-38
Nov. 10, 2012	Fort Collins	W	33-11
Nov. 14, 2015	Fort Collins	W	49-35
Oct. 22, 2016	Las Vegas	W	42-23
Nov. 2, 2019	Fort Collins	W	37-17



SERIES HISTORY

In Fort Collins	10-16
Last Win	2015 (38-23)
Last Loss	2021 (21-35)
In USAFA	10-19-1
Last Win	2002 (31-12)
Last Loss	2022 (12-24)

Air Force

Falcons lead, 38-21-1

DATE	LOCATION	W/L	SCORE
Nov. 30, 1957	Denver	W	20-7
Oct. 11, 1958	Denver	L	6-36
Sept. 24, 1960	Denver	L	8-32
Nov. 4, 1961	Denver	L	9-14
Sept. 22, 1962	USAFA	L	0-34
Sept. 28, 1963	USAFA	L	0-69
Oct. 3, 1964	USAFA	L	6-14
Oct. 22, 1966	USAFA	W	41-21
Oct. 28, 1967	USAFA	T	17-17
Oct. 19, 1968	Fort Collins*	L	0-31
Oct. 25, 1969	USAFA	L	7-28
Oct. 3, 1970	USAFA	L	22-27
Oct. 23, 1971	Fort Collins	L	12-17
Oct. 7, 1972	Fort Collins	L	13-52
Oct. 25, 1975	Fort Collins	W	47-10
Oct. 16, 1976	USAFA	W	27-3

Oct. 14, 1978	USAFA	W	31-13
Oct. 27, 1979	Fort Collins	W	20-6
Sept. 6, 1980	Fort Collins	W	21-9
Oct. 3, 1981	USAFA	L	14-28
Oct. 16, 1982	USAFA	W	21-11
Sept. 3, 1983	Fort Collins	L	13-34
Sept. 29, 1984	USAFA	L	10-52
Oct. 19, 1985	Fort Collins	L	19-35
Sept. 27, 1986	USAFA	L	7-24
Sept. 26, 1987	Fort Collins	L	19-27
Sept. 3, 1988	Fort Collins	L	23-29
Sept. 30, 1989	Fort Collins	L	21-45
Sept. 1, 1990	USAFA	W	35-33
Sept. 7, 1991	Fort Collins	L	26-31
Oct. 17, 1992	USAFA	W	32-28
Sept. 11, 1993	Fort Collins	W	8-5
Sept. 3, 1994	USAFA	W	34-21
Sept. 16, 1995	USAFA	W	27-20
Nov. 2, 1996	USAFA	W	42-41
Sept. 20, 1997	Fort Collins	L	0-24
Sept. 17, 1998	USAFA	L	27-30
Nov. 18, 1999	Fort Collins	W	41-21
Nov. 11, 2000	USAFA	L	40-44
Nov. 8, 2001	Fort Collins	W	28-21
Oct. 31, 2002	USAFA	W	31-12
Oct. 16, 2003	Fort Collins	W	30-20
Nov. 20, 2004	USAFA	L	17-47
Sept. 29, 2005	Fort Collins	W	41-23
Oct. 12, 2006	USAFA	L	21-24
Oct. 13, 2007	Fort Collins	L	21-45
Nov. 8, 2008	USAFA	L	17-38
Oct. 31, 2009	Fort Collins	L	16-34
Oct. 9, 2010	USAFA	L	27-49
Nov. 26, 2011	Fort Collins	L	21-45
Sept. 29, 2012	USAFA	L	21-42
Nov. 20, 2013	Fort Collins	W	58-13
Nov. 28, 2014	USAFA	L	24-27
Oct. 17, 2015	Fort Collins	W	38-23
Nov. 12, 2016	USAFA	L	46-49
Oct. 28, 2017	Fort Collins	L	28-45
Nov. 22, 2018	USAFA	L	19-27
Nov. 16, 2019	Fort Collins	L	21-38
Nov. 13, 2021	Fort Collins	L	21-35

* - Hughes Stadium Dedication



SERIES HISTORY

In Fort Collins	32-24-1
Last Win	2020 (34-24)
Last Loss	2022 (13-14)
In Laramie	26-26-4
Last Win	2015 (26-7)
Last Loss	2021 (17-31)

at Wyoming

Rams lead, 58-50-5

DATE	LOCATION	W/L	SCORE
Nov. 30, 1899	Laramie*	-	12-0
Nov. 24, 1900	Fort Collins	W	16-0
Nov. 14, 1903	Fort Collins	W	17-0
Nov. 24, 1904	Laramie	T	6-6
Nov. 25, 1905	Fort Collins	W	34-5
Nov. 14, 1908	Laramie	W	20-0
Oct. 16, 1909	Fort Collins	W	32-3
Nov. 24, 1910	Laramie	L	0-10
Nov. 30, 1911	Fort Collins	L	0-27
Nov. 28, 1912	Laramie	W	33-0
Nov. 15, 1913	Fort Collins	W	61-0

GENERAL

THE RAMS

2022 REVIEW

HISTORY

UNIVERSITY

Oct. 24, 1914	Laramie	W	48-10
Nov. 6, 1915	Laramie	W	48-0
Sept. 30, 1916	Fort Collins	W	40-0
Oct. 6, 1917	Laramie	L	0-6
Sept. 27, 1919	Laramie	W	28-0
Oct. 4, 1919	Fort Collins	W	14-0
Oct. 2, 1920	Laramie	W	13-0
Oct. 16, 1920	Fort Collins	W	42-0
Oct. 1, 1921	Fort Collins	T	7-7
Oct. 14, 1922	Laramie	W	60-0
Sept. 29, 1923	Fort Collins	W	33-0
Nov. 26, 1925	Fort Collins	W	40-0
Oct. 4, 1929	Fort Collins	W	20-7
Nov. 8, 1930	Fort Collins	L	6-21
Nov. 7, 1931	Laramie	W	26-6
Nov. 24, 1932	Fort Collins	W	23-0
Sept. 30, 1933	Laramie	W	7-0
Nov. 3, 1934	Fort Collins	W	16-0
Sept. 28, 1935	Laramie	W	12-3
Oct. 17, 1936	Laramie	T	0-0
Oct. 16, 1937	Fort Collins	L	0-7
Oct. 1, 1938	Laramie	T	0-0
Nov. 4, 1939	Fort Collins	W	22-0
Oct. 5, 1940	Laramie	T	0-0
Oct. 4, 1941	Fort Collins	W	27-0
Sept. 26, 1942	Laramie	W	10-0
Oct. 5, 1946	Laramie	W	7-0
Nov. 22, 1947	Fort Collins	W	21-6
Oct. 16, 1948	Laramie	W	21-20
Oct. 1, 1949	Fort Collins	L	0-8
Oct. 7, 1950	Laramie	L	0-34
Oct. 13, 1951	Fort Collins	W	14-7
Oct. 11, 1952	Laramie	W	14-0
Oct. 10, 1953	Laramie	L	14-21
Oct. 9, 1954	Fort Collins	L	0-34
Oct. 8, 1955	Laramie	W	14-13
Oct. 6, 1956	Fort Collins	L	12-20
Oct. 12, 1957	Laramie	L	13-27
Oct. 18, 1958	Fort Collins	L	6-7
Oct. 10, 1959	Laramie	L	0-29
Oct. 15, 1960	Fort Collins	L	8-40
Oct. 14, 1961	Laramie	L	7-18
Oct. 27, 1962	Fort Collins	L	7-28
Oct. 12, 1963	Laramie	L	3-21
Sept. 19, 1964	Laramie	L	7-31
Sept. 25, 1965	Fort Collins	L	14-33
Oct. 29, 1966	Fort Collins	W	12-10
Sept. 30, 1967	Laramie	L	10-13
Nov. 2, 1968	Fort Collins	L	14-46
Oct. 4, 1969	Laramie	L	3-39
Oct. 10, 1970	Fort Collins	L	6-16
Oct. 2, 1971	Laramie	L	6-17
Oct. 14, 1972	Fort Collins	L	9-28
Oct. 20, 1973	Laramie	L	3-35
Nov. 2, 1974	Fort Collins	W	11-6
Oct. 4, 1975	Laramie	W	3-0
Oct. 30, 1976	Fort Collins	W	19-16
Oct. 29, 1977	Laramie	L	13-29
Oct. 28, 1978	Fort Collins	L	3-13
Sept. 29, 1979	Laramie	W	20-16
Nov. 1, 1980	Fort Collins	W	28-25
Oct. 31, 1981	Laramie	L	21-55
Sept. 11, 1982	Fort Collins	W	13-9
Nov. 19, 1983	Laramie	L	17-52
Oct. 27, 1984	Fort Collins	L	34-43
Oct. 26, 1985	Laramie	W	30-19
Oct. 25, 1986	Fort Collins	W	20-15
Oct. 31, 1987	Laramie	L	15-20
Oct. 29, 1988	Fort Collins	L	14-48
Nov. 4, 1989	Laramie	L	35-56

Nov. 3, 1990	Fort Collins	W	17-8
Oct. 26, 1991	Laramie	L	28-35
Oct. 24, 1992	Fort Collins	L	14-31
Nov. 20, 1993	Laramie	W	41-21
Nov. 5, 1994	Fort Collins	W	35-24
Oct. 28, 1995	Laramie	W	31-24
Nov. 16, 1996	Fort Collins	L	24-25
Oct. 18, 1997	Laramie	W	14-7
Nov. 7, 1998	Fort Collins	L	19-27
Oct. 23, 1999	Laramie	W	24-13
Nov. 16, 2000	Fort Collins	W	37-13
Sept. 29, 2001	Laramie	W	42-14
Oct. 12, 2002	Fort Collins	W	44-36
Nov. 1, 2003	Laramie	L	28-35
Oct. 22, 2004	Fort Collins	W	30-7
Oct. 22, 2005	Fort Collins	W	39-31
Oct. 21, 2006	Laramie	L	0-24
Nov. 23, 2007	Fort Collins	W	36-28
Nov. 22, 2008	Laramie	W	31-20
Nov. 27, 2009	Fort Collins	L	16-17
Nov. 20, 2010	Laramie	L	0-44
Dec. 3, 2011	Fort Collins	L	19-22
Nov. 3, 2012	Laramie	L	31-45
Oct. 19, 2013	Laramie	W	52-22
Oct. 25, 2014	Fort Collins	W	45-31
Nov. 7, 2015	Laramie	W	26-7
Oct. 1, 2016	Fort Collins	L	17-38
Nov. 4, 2017	Laramie	L	13-16
Oct. 26, 2018	Fort Collins	L	21-34
Nov. 22, 2019	Laramie	L	7-17
Nov. 11, 2020	Fort Collins	W	34-24
Nov. 6, 2021	Laramie	W	17-31
Nov. 12, 2022	Fort Collins	L	13-14

* Game was forfeited to CAC



SERIES HISTORY

In Fort Collins	6-11
Last Win	2003 (21-6)
Last Loss	2019 (10-24)
In San Diego	8-11
Last Win	2016 (63-31)
Last Loss	2020 (19-27)

San Diego State

Aztecs lead, 22-14

DATE	LOCATION	W/L	SCORE
Nov. 4, 1978	San Diego	L	31-34
Oct. 20, 1979	Fort Collins	W	37-3
Oct. 18, 1980	San Diego	W	26-7
Sept. 12, 1981	Fort Collins	L	14-30
Nov. 20, 1982	San Diego	L	10-38
Oct. 15, 1983	Fort Collins	W	17-15
Oct. 20, 1984	San Diego	L	24-41
Sept. 28, 1985	San Diego	L	23-48
Nov. 1, 1986	Fort Collins	L	26-27
Nov. 14, 1987	San Diego	L	12-26
Oct. 22, 1988	Fort Collins	W	13-7
Nov. 9, 1991	San Diego	L	32-42
Oct. 31, 1992	Fort Collins	L	13-20
Oct. 16, 1993	San Diego	L	3-30
Sept. 24, 1994	Fort Collins	W	19-17
Nov. 25, 1995	San Diego	W	24-13
Oct. 26, 1996	Fort Collins	W	27-18
Nov. 22, 1997	San Diego	W	38-17
Oct. 16, 1999	Fort Collins	L	10-17
Oct. 28, 2000	San Diego	W	34-22
Sept. 22, 2001	Fort Collins	L	7-14

Nov. 16, 2002	San Diego	W	49-21
Nov. 15, 2003	Fort Collins	W	21-6
Oct. 16, 2004	San Diego	W	21-17
Nov. 12, 2005	Fort Collins	L	10-30
Dec. 2, 2006	San Diego	L	6-17
Oct. 6, 2007	Fort Collins	L	20-24
Oct. 25, 2008	San Diego	W	38-34
Oct. 24, 2009	Fort Collins	L	28-42
Nov. 6, 2010	San Diego	L	19-24
Nov. 12, 2011	Fort Collins	L	15-18
Oct. 13, 2012	San Diego	L	14-38
Oct. 31, 2015	Fort Collins	L	17-41
Nov. 26, 2016	San Diego	W	63-31
Oct. 15, 2019	Fort Collins	L	10-24
Dec. 5, 2020	Carson, Calif.*	L	19-27

* Played in Carson due to stadium construction



SERIES HISTORY

In Fort Collins	8-1
Last Win	2017 (44-42)
Last Loss	2021 (10-52)
In Reno	5-3
Last Win	2022 (17-14)
Last Loss	2018 (10-49)

Nevada
Rams lead, 13-5

DATE	LOCATION	W/L	SCORE
Oct. 19, 1974	Fort Collins	W	66-17
Aug. 30, 1997	Fort Collins	W	45-13
Sept. 12, 1998	Reno	W	26-14
Sept. 11, 1999	Fort Collins	W	38-33
Sept. 30, 2000	Reno	W	45-14
Sept. 8, 2001	Fort Collins	W	35-18
Sept. 28, 2002	Reno	W	32-28
Sept. 24, 2005	Fort Collins	W	42-21
Sept. 16, 2006	Reno	L	10-28
Sept. 19, 2009	Fort Collins	W	35-20
Sept. 11, 2010	Reno	L	6-51
Nov. 9, 2013	Fort Collins	W	38-17
Oct. 11, 2014	Reno	W	31-24
Dec. 29, 2015	Tucson, Ariz.*	L	23-28
Oct. 14, 2017	Fort Collins	W	44-42
Nov. 10, 2018	Reno	L	10-49
Nov. 27, 2021	Fort Collins	L	10-52
Oct. 7, 2022	Reno	W	17-14

* Arizona Bowl



SERIES HISTORY

In Fort Collins	10-3
Last Win	2022 (17-13)
Last Loss	2018 (34-43)
In Honolulu	6-8
Last Win	2017 (51-21)
Last Loss	2021 (45-50)

Hawai'i
Rams lead, 16-11

DATE	LOCATION	W/L	SCORE
Dec. 12, 1925	Honolulu	L	0-41
Dec. 4, 1964	Honolulu	W	13-6
Sept. 18, 1965	Fort Collins	W	54-6
Sept. 17, 1977	Honolulu	W	20-16
Nov. 24, 1979	Honolulu	L	10-24
Nov. 28, 1981	Honolulu	L	6-59
Sept. 18, 1982	Fort Collins	L	13-23
Sept. 10, 1983	Honolulu	L	0-34
Sept. 15, 1984	Fort Collins	W	10-3
Nov. 2, 1985	Honolulu	L	14-34
Oct. 18, 1986	Fort Collins	W	31-7
Nov. 7, 1987	Honolulu	L	38-39
Sept. 10, 1988	Fort Collins	L	23-31
Oct. 21, 1989	Fort Collins	W	31-16
Nov. 24, 1990	Honolulu	W	30-27
Sept. 28, 1991	Fort Collins	W	28-16
Nov. 7, 1992	Honolulu	L	13-24
Nov. 11, 1995	Fort Collins	W	22-0
Oct. 5, 1996	Honolulu	W	28-16
Oct. 4, 1997	Fort Collins	W	63-0
Oct. 27, 2012	Fort Collins	W	42-27
Oct. 26, 2013	Honolulu	W	35-28
Nov. 8, 2014	Fort Collins	W	49-20
Sept. 30, 2017	Honolulu	W	51-21
Aug. 25, 2018	Fort Collins	L	34-43
Nov. 20, 2021	Honolulu	L	45-50
Oct. 22, 2022	Fort Collins	W	17-13

GENERAL

THE RAMS

2022 REVIEW

HISTORY

UNIVERSITY

1956 (1)
Utah State 46, Colorado A&M 7 KOA-TV, Local

1964 (1)
Air Force 14, CSU 6 ABC, Regional

1966 (1)
CSU 10, Utah State 7 NBC, Regional

1975 (2)
CSU 21, BYU 17 ABC, Regional
Arizona State 33, CSU 3 ABC, Regional

1976 (1)
CSU 19, Wyoming 16 ABC, Regional

1978 (1)
BYU 32, CSU 6 ABC, Regional

1984 (2)
BYU 52, CSU 9 United Cable
CSU 59, UTEP 31 United Cable

1985 (2)
Colorado 23, CSU 10 KCNC
Miami 24, CSU 3 WTBS

1986 (2)
CSU 23, Colorado 7 KCNC
Air Force 24, CSU 7 Freedom Sports

1987 (7)
Air Force 27, CSU 19 United Cable
Colorado 29, CSU 16 United Cable
Utah 24, CSU 23 United Cable
Wyoming 20, CSU 15 United Cable
Hawaii'i 39, CSU 38 United Cable
San Diego State 26, CSU 12 ESPN
BYU 30, CSU 26 KUTV, National

1988 (4)
Air Force 29, CSU 23 FOX
Colorado 27, CSU 23 FOX
Wyoming 48, CSU 14 FOX
New Mexico 24, CSU 23 FOX

1989 (6)
Colorado 45, CSU 20 KCNC
CSU 35, Eastern Michigan 35 FOX
Air Force 46, CSU 21 FOX
BYU 45, CSU 16 FOX
CSU 31, Hawaii'i 16 FOX
CSU 50, Utah 10 FOX

1990 (6)
CSU 35, Air Force 33 FOX
Arizona State 31, CSU 20 FOX
CSU 22, Utah 13 FOX
BYU 52, CSU 9 FOX
CSU 17, Wyoming 8 FOX
CSU 32, Oregon 31 Raycom

1991 (7)
Air Force 31, CSU 26 FOX
Nebraska 71, CSU 14 KUSA/FOX
CSU 28, Hawaii'i 16 FOX
CSU 23, UTEP 18 FOX
Utah 21, CSU 16 FOX
BYU 40, CSU 17 ESPN
San Diego State 42, CSU 32 FOX

1992 (6)
Colorado 37, CSU 17 KCNC
Fresno State 52, CSU 21 FOX
Utah 33, CSU 29 FOX
CSU 32, Air Force 28 FOX
San Diego State 20, CSU 13 FOX
CSU 14, New Mexico 10 FOX

1993 (5)
Oregon 23, CSU 9 FOX
CSU 8, Air Force 5 FOX
San Diego State 30, CSU 3 FOX
Utah 38, CSU 21 FOX
CSU 41, Wyoming 21 ABC

1994 (7)
CSU 28, BYU 21 FOX
CSU 19, San Diego State 17 FOX
CSU 21, Arizona 16 FOX
Utah 45, CSU 31 ABC
CSU 35, Wyoming 24 ESPN
CSU 44, Fresno State 42 FOX
Michigan 24, CSU 14 ESPN

1995 (8)
Colorado 42, CSU 14 ESPN
CSU 27, Air Force 20 ABC
BYU 28, CSU 21 ESPN2
CSU 19, Utah 14 FOX
New Mexico 22, CSU 14 FOX
CSU 22, Hawaii'i 0 FOX
CSU 24, San Diego State 13 FOX
Kansas State 54, CSU 21 ESPN

1996 (10)
Colorado 48, CSU 34 ESPN2
CSU 35, UNLV 16 FOX
Nebraska 65, CSU 9 FOX
CSU 28, Hawaii'i 16 KWHD
Tulsa 20, CSU 14 KWHD
CSU 36, San Jose State 13 FOX
CSU 27, San Diego State 18 FOX
CSU 42, Air Force 41 ESPN
CSU 42, Fresno State 20 KWHD
Wyoming 25, CSU 24 FOX

1997 (9)
Colorado 31, CSU 21 FOX
Air Force 24, CSU 0 ESPN2
CSU 63, Hawaii'i 0 FOX
CSU 14, Wyoming 7 FOX
CSU 45, UNLV 19 FOX
CSU 41, Fresno State 3 FOX
CSU 38, San Diego State 17 ESPN
CSU 41, New Mexico 13 ABC
CSU 35, Missouri 24 ESPN

1998 (8)
CSU 23, Michigan State 16 ESPN2
Colorado 42, CSU 14 ESPN
Air Force 30, CSU 27 ESPN
CSU 34, Tulsa 7 FOX/KUSA
CSU 42, TCU 21 FOX/KUSA
Rice 35, CSU 23 FOX/KUSA
Wyoming 27, CSU 19 ESPN2
CSU 32, SMU 10 FOX/KUSA

1999 (9)
CSU 41, Colorado 14 FOX
BYU 34, CSU 13 ESPN
San Diego State 17, CSU 10 ESPN+Plus
CSU 24, Wyoming 13 ESPN2
CSU 31, Utah 24 ESPN
CSU 36, New Mexico 22 ESPN+Plus
CSU 41, Air Force 21 ESPN
Southern Mississippi 23, CSU 17 ESPN

2000 (10)

CSU 28, Colorado 24	ESPN2
CSU 41, East Tennessee State 7	SWest/KTVD
Arizona State 13, CSU 10	Fox/KTVD
CSU 45, Nevada 14	SWest/KTVD
Colorado State 17, New Mexico 14	ESPN+
CSU 20, UNLV 19	ESPN2
CSU 24, Utah 17	KTVD
CSU 45, BYU 21	ESPN
Air Force 44, CSU 40	ESPN2
CSU 37, Wyoming 13	ESPN
CSU 22, Louisville 17	ESPN

2001 (9)

Colorado 41, CSU 14	ABC
CSU 35, Nevada 18	KTVD
San Diego State 14, CSU 7	ABC
Louisville 7, CSU 2	ESPN
Fresno State 25, CSU 22 (OT)	ESPN2
CSU 26, UNLV 24	SportsWest
CSU 19, Utah 17	ESPN+Plus
BYU 56, CSU 34	ESPN2
CSU 28, Air Force 21	ESPN
CSU 45, North Texas 20	ESPN2

2002 (13)

CSU 35, Virginia 29	Fox Sports Net
CSU 19, Colorado 14	ESPN2
UCLA 30, CSU 19	Fox Sports Net
CSU 36, Louisville 33	ESPN2
Fresno State 32, CSU 30	ESPN
CSU 44, Wyoming 36	ESPN+Plus
CSU 28, Utah 20	ESPN+Plus
CSU 37, BYU 10	ESPN2
CSU 31, Air Force 12	ESPN
CSU 49, San Diego State 21	SW/KTVD
CSU 22, New Mexico 14	SW/KTVD
UNLV 36, CSU 33	SW/KTVD
TCU 17, CSU 3	ESPN

2003 (8)

Colorado 42, CSU 35	ESPN
CSU 23, California 21	FOX/HDTV
CSU 58, BYU 13	ESPN2
CSU 30, Air Force 20	ESPN2
Wyoming 35, CSU 28	ESPN+Plus
New Mexico 37, CSU 34	ESPN2
CSU 21, San Diego State 21	ESPN+Plus
CSU 24, UNLV 23	SportsWest
Boston College 35, CSU 21	ESPN2

2004 (9)

Colorado 27, CSU 24	Fox Sports Net
USC 49, CSU 0	ABC
Minnesota 34, CSU 16	ESPN2
BYU 31, CSU 21	FSNRM
CSU 21, San Diego State 17	ABC
CSU 30, Wyoming 7	ESPN2
New Mexico 26, CSU 17	ESPN+Plus
Utah 63, CSU 31	ESPN2
CSU 45, UNLV 10	Fox Sports Net

2005 (9)

Colorado 31, CSU 28	TBS
Minnesota 56, CSU 24	ESPN2
CSU 42, Nevada 21	Fox Sports Net
CSU 41, Air Force 23	ESPN
BYU 24, CSU 14	Fox Sports Net
CSU 39, Wyoming 31	ESPN2
CSU 35, New Mexico 25	ESPN2
San Diego State 30, CSU 10	ERT
Navy 51, CSU 30	ESPN2

2006 (9)

CSU 30, Weber State 6	The Mtn.
CSU 14, Colorado 10	CSTV
CSU 28, UNLV 7	The Mtn.
Air Force 24, CSU 21	The Mtn.
Wyoming 24, CSU 0	CSTV
BYU 24, CSU 3	The Mtn.
Utah 35, CSU 22	VERSUS
TCU 45, CSU 14	The Mtn.
San Diego State 17, CSU 3	The Mtn.

2007 (10)

Colorado 31, CSU 28 (OT)	Fox Sports Net
California 34, CSU 28	CSTV
Houston 38, CSU 27	CSTV
TCU 24, CSU 12	The Mtn.
San Diego State 24, CSU 20	The Mtn.
Air Force 45, CSU 21	The Mtn.
Utah 27, CSU 3	The Mtn.
BYU 35, CSU 16	The Mtn.
New Mexico 26, CSU 23	The Mtn.
CSU 36, Wyoming 28	The Mtn.

2008 (11)

Colorado 38, CSU 17	Fox Sports Net
California 42, CSU 7	Comcast
CSU 41, UNLV 28	The Mtn.
TCU 13, CSU 7	CBS College
Utah 49, CSU 16	The Mtn.
CSU 38, San Diego State 34	The Mtn.
BYU 45, CSU 42	The Mtn.
Air Force 38, CSU 17	The Mtn.
CSU 20, New Mexico 6	The Mtn.
CSU 31, Wyoming 20	The Mtn.
CSU 40, Fresno State 35	ESPN

2009 (10)

CSU 23, Colorado 17	Fox Sports Net
BYU 42, CSU 23	The Mtn.
Idaho 31, CSU 29	ESPNU
Utah 24, CSU 17	The Mtn.
TCU 44, CSU 6	VERSUS
San Diego State 44, CSU 28	The Mtn.
Air Force 34, CSU 16	The Mtn.
UNLV 35, CSU 16	The Mtn.
New Mexico 29, CSU 27	The Mtn.
Wyoming 17, CSU 16	The Mtn.

2010 (11)

Colorado 24, CSU 3	The Mtn.
Nevada 51, CSU 6	ESPN2
Miami (Ohio) 31, CSU 10	Ohio News Net.
TCU 27, CSU 0	The Mtn.
Air Force 49, CSU 27	The Mtn.
CSU 43, UNLV 10	The Mtn.
Utah 59, CSU 6	The Mtn.
CSU 38, New Mexico 14	The Mtn.
San Diego State 24, CSU 19	The Mtn.
BYU 49, CSU 10	The Mtn.
Wyoming 44, CSU 0	The Mtn.

2011 (12)

CSU 14, New Mexico 10	The Mtn.
CSU 33, Northern Colorado 14	The Mtn.
Colorado 28, CSU 14	Fox Sports Net
CSU 35, Utah State 34 (ZOT)	ESPN Game Plan
San Jose State 38, CSU 31	The Mtn.
Boise State 63, CSU 13	The Mtn.
UTEP 31, CSU 17	Time Warner El Paso
UNLV 38, CSU 35	The Mtn.
San Diego State 18, CSU 15	The Mtn.
TCU 34, CSU 10	The Mtn.
Air Force 45, CSU 21	The Mtn.
Wyoming 22, CSU 19	The Mtn.

2012 (12)

CSU 22, Colorado 17	FX
North Dakota State 22, CSU 7	KTVB-20
Utah State 31, CSU 19	KTVB-20
CSU 21, Air Force 42	Altitude
CSU 7, Fresno State 28	KTVB-20
San Diego State 38, CSU 14	KTVB-20
CSU 42, Hawai'i 27	KTVB-20
Wyoming 45, CSU 31	KTVB-20
CSU 33, UNLV 11	KTVB-20
Boise State 42, CSU 14	NBC Sports Network
CSU 24, New Mexico 20	ROOT SPORTS

2013 (14)

Colorado 41, CSU 27	CBS Sports Network
Tulsa 30, CSU 27	CBS Sports Network
CSU 34, Cal Poly 19	Mountain West Network
Alabama 31, CSU 6	ESPN2
CSU 59, UTEP 42	CBS Sports Network
San Jose State 34, CSU 27	CBS Sports Network
CSU 52, Wyoming 22	ROOT SPORTS
CSU 35, Hawai'i 28	Mountain West Network
Boise State 42, CSU 30	CBS Sports Network
CSU 38, Nevada 17	Mountain West Network
CSU 66, New Mexico 42	ROOT SPORTS
Utah State 13, CSU 0	CBS Sports Network
CSU 58, Air Force 13	ESPN3
CSU 48, Washington State 45	ESPN

2014 (13)

CSU 31, Colorado 17	Fox Sports 1
Boise State 37, CSU 24	ESPN2
CSU 49, UC Davis 21	MW Network
CSU 24, Boston College 21	ROOT SPORTS
CSU 42, Tulsa 17	MW Network
CSU 31, Nevada 24	CBS Sports Network
CSU 16, Utah State 13	CBS Sports Network
CSU 45, Wyoming 31	ROOT SPORTS
CSU 38, San Jose St. 31	CBS Sports Network
CSU 49, Hawai'i 20	ESPN
CSU 58, New Mexico 20	ROOT SPORTS
Air Force 27, CSU 24	CBS Sports Network
Utah 40, CSU 10	ABC

2015 (13)

CSU 65, Savannah State 13	MW Network
Minnesota 23, CSU 20 (OT)	CBS Sports Network
Colorado 27, CSU 24 (OT)	CBS Sports Network
CSU 33, UTSA 31	CBS Sports Network
Utah State 33, CSU 18	ESPN3
Boise State 41, CSU 10	CBS Sports Network
CSU 38, Air Force 23	CBS Sports Network
San Diego State 41, CSU 17	CBS Sports Network
CSU 26, Wyoming 7	ESPN3
CSU 49, UNLV 35	ROOT SPORTS
CSU 28, New Mexico 21	ROOT SPORTS
CSU 34, Fresno State 31	CBS Sports Network
Nevada 28, CSU 23	American Sports Network

2016 (13)

Colorado 44, CSU 7	ESPN
CSU 23, UTSA 14	MW Network
CSU 47, Northern Colorado 21	ROOT SPORTS
Minnesota 31, CSU 24	ESPN
Wyoming 38, CSU 17	ESPN
CSU 31, Utah State 24	CBS Sports Network
Boise State 28, CSU 23	ESPN2
CSU 42, UNLV 23	ROOT SPORTS
CSU 37, Fresno State 0	ROOT SPORTS
Air Force 49, CSU 46	ESPN
CSU 49, New Mexico 31	ESPN2
CSU 63, San Diego State 31	CBS Sports Net.
Idaho 61, CSU 50	ESPN

2017 (13)

CSU 58, Oregon State 27	CBS Sports Network
Colorado 17, CSU 3	Pac-12 Network
CSU 38, Abilene Christian 10	MW Network
Alabama, 41, CSU 23	ESPN2
CSU 51, Hawai'i 21	Spectrum Sports PPV
CSU 27, Utah State 14	AT&T SportsNet
CSU 44, Nevada 42	ESPN2
CSU 27, New Mexico 24	ESPN2
Air Force 45, CSU 28	CBS Sports Network
Wyoming 16, CSU 13	CBS Sports Network
Boise State 59, CSU 52	CBS Sports Network
CSU 42, San Jose State 14	CBS Sports Network
Marshall 31, CSU 28	ESPN

2018 (12)

Hawai'i 43, CSU 34	CBS Sports Network
Colorado 45, CSU 13	CBS Sports Network
CSU 34, Arkansas 27	CBS Sports Network
Florida 48, CSU 10	SEC Network
Illinois State 35, CSU 19	AT&T SportsNet
CSU 42, San Jose State 30	CBS Sports Network
CSU 20, New Mexico 18	AT&T SportsNet
Boise State 56, CSU 28	ESPN2
Wyoming 34, CSU 21	CBS Sports Network
Nevada 49, CSU 10	ESPN
Utah State 29, CSU 24	AT&T SportsNet
Air Force 27, CSU 19	CBS Sports Network

2019 (12)

CSU 31, Colorado 52	ESPN
CSU 38, Western Illinois 13	AT&T SportsNet
Arkansas 55, CSU 34	SEC Network
CSU 35, Toledo 41	ESPN2
Utah State 34, CSU 24	CBS Sports Network
CSU 10, San Diego State 24	ESPN2
New Mexico 21, CSU 35	CBS Sports Network
Fresno State 31, CSU 41	ESPN
CSU 37, UNLV 17	AT&T SportsNet
CSU 21, Air Force 38	ESPN2
Wyoming 17, CSU 7	ESPN2
CSU 24, Boise State 31	CBS Sports Network

2020 (4)

Fresno State 38, CSU 17	CBS Sports Network
CSU 34, Wyoming 24	CBS Sports Network
Boise State 51, CSU 21	F51
San Diego State 29, CSU 17	CBS Sports Network

2021 (12)

CSU 23, South Dakota State 42	F51
CSU 21, Vanderbilt 24	CBS Sports Network
Toledo 6, CSU 22	ESPN U
Iowa 24, CSU 14	F51
CSU 32, San Jose State 14	F51
New Mexico 7, CSU 36	Stadium
Utah State 26, CSU 24	CBS Sports Network
CSU 19, Boise State 28	CBS Sports Network
Wyoming 31, CSU 17	CBS Sports Network
CSU 21, Air Force 35	CBS Sports Network
Hawai'i 50, CSU 45	Spectrum
CSU 10, Nevada 52	CBS Sports Network

2022 (12)

Michigan 51, CSU 7	ABC
CSU 19, Middle Tennessee 34	Evoca/Local3
Washington State 38, CSU 7	Pac-12 Network
CSU 10, Sacramento State 41	Evoca/Local3
Nevada 14, CSU 17	F51
CSU 13, Utah State 17	CBS Sports Network
CSU 17, Hawaii 13	Spectrum
Boise State 49, CSU 10	F51
San Jose State 28, CSU 16	NBC Sports Bay Area
CSU 13, Wyoming 14	CBS Sports Network
Air Force 24, CSU 12	F52
CSU 17, New Mexico 0	CBS Sports Network



THE PLACE

As one of the nation's leading research universities, Colorado State provides an excellent and accessible education, conducts research that transforms our world, and leads outreach programs that support economic vitality and improve the quality of life for people worldwide.

As Colorado's land-grant university, Colorado State was founded in 1870 to fulfill the vision of President Abraham Lincoln and others—to create access and opportunity for people in Colorado and around the world who can benefit from hands-on, engaged learning.

With more than 150 programs of study and 74 undergraduate degree programs in eight colleges—and a faculty-to-student ratio of 18:1—students have access to a wealth of educational possibilities. Colorado State leads the world in disciplines such as human and animal health, clean energy and the environment, global and sustainable business, engineering, and climate research. Along with outstanding programs in the liberal and performing arts, humanities and social sciences, Colorado State offers some of the top professional programs in the country in construction management, occupational therapy, psychology, communications and agriculture—and is home to the top-ranked public business school in the state.

Challenging academic programs and world-changing research are hallmarks of Colorado State, and it is our special commitment to service, outreach, and transforming our world through innovation that sets this university apart.

WHERE WE RANK

No. 1 Best Four-Year College in Colorado - For cost to attend, efforts to ensure student success, and program prominence from Schools.com

No. 1 Top National University in Colorado (and top 25 percent in the nation) - For contributions to the public good in three broad categories: social mobility, research, and providing opportunities for public service from Washington Monthly

Top 10% Best College Campus in America - For outstanding campus resources across classrooms, labs, performance venues, housing, food, and recreational facilities, based on key statistics and student reviews using data from the U.S. Department of Education, from Niche

No. 9 Coolest School - For impactful initiatives to reduce on-campus waste and energy consumption, promote alternative transportation, provide funding to student and faculty-led green proposals, and more, from Sierra Club

Top 5% Best Student Life in America - For a positive, fun, and friendly student culture and a vibrant campus community, based on student reviews and statistics from the U.S. Department of Education, from Niche

No. 3 Best College Town to Live in Forever - For a thriving economy and culture that make a city perfect for a long-term commitment, from College Ranker

COLORADO STATE UNIVERSITY

A leading land-grant institution





PRINCIPLES OF COMMUNITY

The Colorado State community is known for its welcoming atmosphere and supportive environment. The Principles of Community help us express what our community stands for and guide our expectations as we build the next generation of Rams.

Inclusion

We create and nurture inclusive environments and welcome, value and affirm all members of our community, including their various identities, skills, ideas, talents and contributions.

Integrity

We are accountable for our actions and will act ethically and honestly in all our interactions.

Respect

We honor the inherent dignity of all people within an environment where we are committed to freedom of expression, critical discourse, and the advancement of knowledge.

Service

We are responsible, individually and collectively, to give of our time, talents, and resources to promote the well-being of each other and the development of our local, regional, and global communities.

Social Justice

We have the right to be treated and the responsibility to treat others with fairness and equity, the duty to challenge prejudice, and to uphold the laws, policies and procedures that promote justice in all respects.





FORT COLLINS

The Choice City

One of Colorado's most vibrant cities, Fort Collins is the best place in the country to live, work and play. Located on the northern Front Range of the majestic Rocky Mountains, the city is within an hour's drive of Denver, the nation's 19th-largest metro area.

Fort Collins' 170,000-plus residents bask in 300 days of sunshine per year — more than San Diego and Florida — and includes the historic Old Town district with its restaurants, shops, and entertainment, all within walking distance of campus. The city also boasts a lively arts and cultural scene and is a haven for outdoor enthusiasts with more than 300 miles of bike paths and trails, and easy access to the scenic Poudre River and majestic Rocky Mountain National Park.

Since its founding as a military fort in 1864, Fort Collins has anchored northern Colorado's rich heritage of academic, business and recreational pursuits. Hiking, mountain biking, kayaking, river rafting and rock climbing are just a few popular outdoor pursuits for students and residents.

The city maintains more than 600 acres of parks, 30,000 acres of natural areas, 30-plus miles of off-street trails for hiking and biking, and four golf courses. The Lincoln Center and the University Center for the Arts, anchored in Fort Collins, are northern Colorado's cultural arts centers.



THINGS TO DO

A day in Fort Collins can be filled with things to do and see. Where else can you spend the morning admiring a zoo-full of fanciful metal sculptures, the afternoon touring a brewery, and the evening listening to live music in an open-air amphitheater?

With a thriving arts scene, burgeoning craft culture, an amazing mix of outdoor recreation opportunities and more, Fort Collins has something for everyone.

Craft Beer

The city of Fort Collins and the craft beer industry have a very unique relationship. Fort Collins produces 70 percent of the craft beer produced in the state of Colorado. Currently, the city is home to the most microbreweries in the state, over 20 craft breweries as a matter of fact, and each one has its own distinctive style. This includes New Belgium Brewing which is one of the world's largest operations as well as a leader in eco-friendly and sustainable business practices.

Outdoor Activities

Fort Collins rates very favorably on lists of towns that offer exceptional outdoor adventures. Whether you're in Fort Collins for just a few days or weeks at a time, it's nearly impossible to explore all of the trails, lakes, and streams in the surrounding foothills and mountains. Biking, fishing, hiking, golfing, riding horses, canoeing and camping, you name it, Fort Collins has you covered when it comes to outdoor recreation.

Fort Collins has big-city offerings with the amenities of a Colorado mountain town. All of the aforementioned activities including exploring open space are all encouraged on your visit to Fort Collins, which plays host to National Forests, the Cache la Poudre River and Horsetooth Reservoir. Outdoor attractions in and around the city will keep you busy for days!



WHERE WE RANK

- **No. 1, Best Place to Live**
Livability.com - Oct. 2020
- **No. 4, Best U.S. Cities to Raise a Family**
MarketWatch, April 2019
- **Best American Cities for Creatives**
Thrillist - March 2019
- **Best U.S. Places To Travel in 2019**
Forbes - Dec. 2018
- **No. 3, U.S. Cities with Highest Economic Confidence**
Yahoo - Nov. 2018
- **No. 1 City in America for Cycling**
PeopleForBikes - May 2018
- **14th Best Place to Live**
Livability.com - March 2018
- **No. 9, Best Performing Cities**
Milken Institute - Jan. 2019
- **Best U.S. Places To Travel in 2019**
Forbes - Dec. 2018
- **3rd Best College Town to Live in Forever**
College Ranker - July 2017
- **25 Best Towns Ever: Where to Live Now**
Outside Magazine - June 2017
- **11th Happiest City in America**
Yahoo! Finance - March 2017
- **No. 9 Top 150 Cities for Millennials Report**
Millennial Personal Finance - Feb. 2017
- **No. 8 Best-Performing City**
Milken Institute - Dec. 2016




GENERAL

THE RAMS

2022 REVIEW

HISTORY

UNIVERSITY



DENVER, COLORADO

The Mile High City

The Denver Metro Area, with a population of more than 3 million, is less than an hour drive from Fort Collins. Denver is also home to over 61,000 Colorado State University alumni.

Three of its teams have competed for their respective world championships in the past 17 years, and Colorado fans are among the most passionate in the nation.

Denver has all the features of any big city, including great shopping and nightlife on the 16th Street Mall, a one-of-a-kind concert venue in Red Rocks Amphitheater (right), an adrenaline-inducing amusement park in Elitch Gardens (below, right), and the world's 19th-busiest airport, Denver International.

Nicknamed the Mile High City because it is one mile above sea level, downtown Denver is home to the Colorado state capitol building, the 13th step of which is exactly one mile in elevation.



BUSINESS

Thomas Bradbury, past director, National Western Stock Show
 Jeff Christmann, operations manager, GE Johnson Construction
 Donald DeGryse, vice president, Lockheed Martin
 Lindsay Gill, product development manager, Spyder Active Sports
 Edward Henney, past senior vice president, Safeway Stores
 Kenneth Monfort, past board of directors member, ConAgra
 James Smith, president & CEO, Smith Investments Inc.

ENTERTAINMENT/COMMUNICATIONS

John Amos, actor, *The West Wing* and *Coming to America*
 Baxter Black, American cowboy poet & humorist
 Yosef Komunyakaa, Pulitzer Prize winner, *Neon Vernacular*
 Leslie Jones, actress and comedian, SNL cast member since 2014
 Gregory Osberg, executive vice president, Newsweek Magazine
 Vicki Porter, two-time Pulitzer Prize winner, community reporting
 Hugh Ragin, jazz trumpet player
 Jim Sheeler, Pulitzer Prize winner, *Rocky Mountain News*
 Isaac Slade, musician, lead singer of *The Fray*
 Robert A. Taylor, D.V.M., TV personality, *Emergency Vets*

GOVERNMENT/MILITARY

Wayne Allard, D.V.M., United States Congressman
 John Ensign, D.V.M., United States Senator
 Cory Gardner, U.S. Senator
 Peter Lemon, recipient of Congressional Medal of Honor
 Ed Rhoades, former commander, U.S.S. *Halyburton*
 Bill Ritter, former Colorado Governor
 Roy Romer, former Colorado Governor
 Terry Slatik, Iraq veteran, U.S. Marine Corps

SCIENCE

Kent Rominger, deputy director, Flight Crew Operations, NASA
 James van Hoften, former NASA astronaut, Lt. Col. USAF

SPORTS

Shaquill Barrett, two-time Super Bowl Champion,
 Denver Broncos and Tampa Bay Buccaneers
 Al "Bubba" Baker, NFL Defensive Rookie of the Year,
 three-time Pro Bowler
 Less Browne, Canadian Football League Hall of Famer
 Janay DeLoach, 2012 Olympian, bronze medalist in long jump
 Clark Haggans, Super Bowl champion
 Becky Hammon, First female coach in NBA; Las Vegas Aces Head
 Coach, former WNBA player, Olympian
 John Howell, Super Bowl Champion, Tampa Bay Buccaneers
 Colton Iverson, Professional basketball player
 Raymond Jackson, player development, Denver Broncos
 Greg Jamison, former president & CEO, San Jose Sharks
 Floyd Kerr, director of athletics, Morgan State University
 Mark Knudson, former Major League Baseball pitcher
 Martin Laird, PGA Tour
 Casey Malone, 2004 Olympian, sixth place in discus
 Felix "Tippy" Martinez, former Kansas City Royals player
 Thurman "Fum" McGraw, Pro Football Hall of Famer
 Keli McGregor, former president, Colorado Rockies
 Mike Montgomery, former college & NBA head coach
 (Golden State Warriors; Cal, Stanford, Montana)
 Glenn Morris, gold medalist in the 1936 Olympics in Berlin
 Greg Myers, College Football Hall of Fame inductee, 2012
 Clint Oldenburg, NFL player, video game developer
 Milt Palacio, former NBA and international player
 David Roddy, NBA player, Memphis Grizzlies
 Jason Smith, NBA player, Washington Wizards
 Erik Phillips, former athletic trainer, Phoenix Suns
 Joey Porter, Assistant coach, Pittsburgh Steelers;
 Retired NFL player, former All-Pro and Super Bowl champ
 Amy Van Dyken, six-time Olympic gold medalist

Rams also go pro in things other than sports, and Colorado State University has a long and proud tradition of building the world's next great leaders, thinkers and innovators.

From business to entertainment to science, Rams can be found in all walks of life, contributing to great societal advances.



John Amos, Actor



Wayne Allard, U.S. Congressman



Becky Hammon, First Female Coach in NBA History



Bill Ritter, Governor



AMY PARSONS

UNIVERSITY PRESIDENT

1ST YEAR AT COLORADO STATE AS PRESIDENT

Amy Parsons is the 16th President of Colorado State University.

Prior to being named the President of Colorado State University, Amy Parsons served in various senior executive leadership roles at CSU and the CSU System and combines her higher education experience with a private sector background.

Prior to her most recent role as CEO of Mozzafiato, LLC, Parsons was executive vice chancellor of the CSU System from 2015-2020; vice president for university operations at CSU from 2009-2015; deputy general counsel and associate legal counsel at CSU Fort Collins from 2004-2009.

As vice president of operations at CSU, she helped navigate through the fiscal challenges of the Great Recession, supported the first comprehensive salary equity survey to uncover and remedy gender-based inequities, and oversaw an historic physical transformation that included construction and renovation of state-of-the-art classroom buildings, parking structures, research facilities, and an on-campus stadium.

She worked as a litigation attorney for Denver-firm Brownstein, Hyatt, & Farber (now Brownstein, Hyatt, Farber, Schreck) from 1999-2004.

Parsons holds a bachelor's degree in political science from CSU and a Juris Doctorate from the University of Colorado.



JOE PARKER

DIRECTOR OF ATHLETICS

9TH YEAR AT COLORADO STATE | MICHIGAN '87

Since his appointment to this position on March 17, 2015, Joe Parker has shaped Colorado State Athletics into one of the nation's premier collegiate athletic programs.

Parker, a proven athletics administrator with experience at some of the nation's finest collegiate programs, previously served as the Deputy Athletics Director at Texas Tech since April 2011, and has also served as senior associate A.D. at the University of Michigan, the University of Oklahoma, Washington State University and the University of Texas.

Since beginning his tenure in Fort Collins, Parker has overseen tremendous success by the Rams' athletics programs in competition, and continued growth of Colorado State Athletics.

Under Parker's leadership, the Rams have won 23 Mountain West championships, second-most among any program in the league over that span including 17 across women's programs – the second-most in the league over the past seven seasons.

Academic excellence has also been at the forefront of the department's mission under Parker. In the previous six Academic Progress Rate reports, Colorado State has averaged a 985 or better, up from averages in the 970s and 960s in the years prior to Parker's arrival. Those APR reports have also included 48 perfect 1,000 single-year marks, and in the most recent Graduation Success Rate report, Colorado State posted the second-highest four-class average graduation rate in the Mountain West.

The 88 GSR was the highest mark in program history since reporting began in 1998.

During Parker's tenure in Fort Collins, he has skillfully and thoughtfully guided the athletics department and the university through the construction of Colorado State's 41,000-capacity multipurpose stadium, which opened on-time and on-budget for the 2017 football season and hosted a school-record 32,062 fans per game in its first season of operation. The state-of-the-art facility houses all aspects of the Rams' football program and includes general classroom space, the Collaborative for Student Achievement

and the Iris & Michael Smith Alumni Center.

Not reserved for just football games, the facility has also hosted more than 500 non-football events since its opening.

Parker also led the department through the successful process of selling out all premium seating inventory in the stadium. Comprised of private suites, loge boxes, indoor club and outdoor club seating, the entire premium seating inventory sold out in October 2016, nearly a year before the stadium's opening. Season ticket sales reached a record of 15,500 for the 2017 season and memberships had sold out by May 2017 to the stadium's two unique VIP areas—the New Belgium Porch and Orthopedic & Spine Center of the Rockies Field Club.

In April 2018, Parker and CSU President Dr. Tony Frank announced a \$37.7 million naming rights partnership with Public Service Credit Union, which was in the process of re-branding to Canvas Credit Union, ushering in the name Canvas Stadium on June 5, 2018. All of the announced partnerships by prominent Colorado companies illustrate the tremendous connection between the university and the community, and demonstrate great enthusiasm for partnering with Colorado State and investing in its future.

In Parker's tenure he also has signed an extension of Colorado State's multi-year agreement with Under Armour to be its official apparel provider through 2021, as well as enhanced, long-term multimedia rights partnership with Learfield, both of which position Colorado State for continued growth in its profile and stature nationally.

During Parker's time as deputy A.D. at Texas Tech he oversaw a Big 12 Conference program with 17 teams and an annual budget of \$68.5 million. Under Parker's leadership in building excitement and engagement among Red Raider fans, the university achieved first-ever sellouts for football season tickets and broke attendance records in football, men's basketball and baseball. In addition, Parker was involved in all Title IX and Gender Equity issues at Texas Tech. During his tenure as deputy A.D., Parker also led programs to boost the classroom success of student-athletes and led the development and launch of a \$185 million fundraising campaign.

At Michigan, highlights of Parker's eight-year tenure (2003-11) included serving on a four-person team that was responsible for more than \$400 million in infrastructure improvements, including the renovation and creation of new revenue opportunities at Michigan Stadium, known as "The Big House." Parker helped secure \$14 million in annual gift revenue and more than \$31 million in major gifts to support the stadium renovation project, lauded as one of the premier renovation projects in the country. Parker joined his alma mater in 2003 as associate athletics director for development and was promoted in 2006 to senior associate athletics director for development and corporate relations.

At the University of Texas (1994-98), Washington State (1998-99) and the University of Oklahoma (2000-03), Parker led successful efforts in annual giving, season-ticket sales and premium seating programs, and also was involved in facilities development and renovation projects.

While with the Sooners, Parker provided leadership support for a \$120 million capital campaign for athletic facility improvements. Additionally, he designed and implemented a new premium seating program, which funded 70 percent of the \$75 million football stadium renovation.

Parker was a three-time All-America swimmer at Michigan, and also became team captain. He earned a gold and bronze medal as a senior in the 1987 World University Games in Zagreb, Yugoslavia. Parker earned his bachelor's degree in economics from Michigan, and an M.B.A. from the University of Texas. He and his wife, Jen, have two children, Emma and Will, both of whom are graduates of Colorado State.

WHAT THEY ARE SAYING ABOUT JOE PARKER

Jeff Long, former Vice Chancellor and Director of Athletics, University of Arkansas

"Joe Parker is an outstanding athletics administrator. He possesses the experience, intelligence and concern for the student-athlete that are vital to successfully lead an FBS intercollegiate program today. Having worked at some of the finest academic and athletic institutions, Joe is exceedingly prepared to lead Colorado State University."

Joe Castiglione, Vice President & Director of Athletics, University of Oklahoma

"I've had the great fortune to have first-hand experience working with Joe Parker as part of our athletic program here at Oklahoma and closely following his continued growth in our industry. From his background as a student-athlete to his accomplishments as an administrator, it's really exciting to see a real life example of preparation meeting opportunity. This is a true success story. Colorado State University has hired a dynamic leader with great skills and impeccable integrity who will build great relationships with stakeholders and collectively create a wonderful environment for student-athlete achievement in the classroom and their athletic endeavors."

Christine Plonsky, Women's AD/Exec. Sr. Associate A.D., University of Texas

"Colorado State University and college athletics enjoy a positive day as Joe Parker assumes A.D. responsibilities. Joe has been destined for a high profile leadership role, given his administrative experience, fundraising ability and his ever-present vision for excellence. I've been honored to work with Joe directly during a period of critical change at Texas. He has a deep appreciation for teamwork and for modeling what a positive student-athlete environment should be. He sets a wonderful example for coaches, staff and student-athletes. People trust Joe, and he inspires others to work better around him."

EXECUTIVE ATHLETIC STAFF



Megan Boone
Assistant Athletic Director
for Talent Management



Steve Cottingham
Deputy Athletic Director



Terry DeZeeuw
Senior Associate Athletic
Director for Health and
Performance



Chris Ferris
Executive Senior Associate
Athletic Director for External
Affairs



Matt Klein
Senior Associate Athletic
Director for Business
Operations/CFO



Kyle Neaves
Associate Athletic Director
for Strat. Comms/Brand



Becky Orr
Director of Student-Athlete
Support Services



Marcus Palas
Senior Associate Athletic
Director for Development



Kyle Saunders
Faculty Athletic
Representative



Shalini Shanker
Senior Associate Athletic
Director for Compliance
Senior Woman Administrator



2023 SCHEDULE

HOME AWAY AG DAY



Washington State
September 2



at **Colorado**
September 16



at **Middle Tennessee**
September 23



Utah Tech
September 30



at **Utah State**
October 7



Boise State
October 14



at **UNLV**
October 21



Air Force
October 28



at **Wyoming**
November 3



San Diego State
November 11



Nevada
November 18



at **Hawai'i**
November 25

STALWART