



TABLE OF CONTENTS

COVER	1
Quick Facts/Information	2-3
Roster	4-5
Starting Experience And Letterwinners Returning/Lost, Newcomers	6
Career Four-Year College Experience/Pronunciations	7
Travers Family Head Football Coach Justin Wilcox	8
Assistant Coaches	9
Notes	10-11
Position Group Previews	12-15
Media Information	16-17
Media Outlets	18
2022 YEAR IN REVIEW	19
2022 Awards & Honors	20
2022 Statistics	21-35
Career Statistics	36-39
CAL RECORDS	40
Team & Offensive Records	41
Offensive Records	42
Rushing Records	43
Passing & Receiving Records	44-45
Kicking & Punting Records	46
Return & All-Purpose Records	47
Defensive Records	48-50
Longest Plays In Cal History	51
The Last Time	52
Year-By-Year Individual Leaders	53-56
Year-By-Year Team Statistics	57-59
Big Game History	60
Big Game Records	61
CAL HISTORY	62
Coaching History	63-64
Year-By-Year Records	64
All-Time Results	65-73
Record vs. Opponents	74
Series History vs. 2023 Opponents	75-78
Bowl Game History	79-85
Bowl Game Records	86
National Honors	87
Conference/Regional Honors	88
Academic Honors	89-90
All-Time Letterwinners	91-99
Cal Athletic Hall of Fame	100-105
College Football Hall of Fame	106
All-Time Pro Bears	107-109
NFL Draft History	110-111
Current Pro Bears	111
Cal Traditions & Spirit	112

2023 SCHEDULE

Sept. 2.....at North Texas (ESPN).....	3:00 p.m. ET/1 p.m. PT.	
Sept. 9..... Auburn (ESPN)!	7:30 p.m.	
Sept. 16..... Idaho (P12BA)^	1:00 p.m.	
Sept. 23	at Washington (TBD)*	TBD
Sept. 30..... Arizona State (TBD)* &	TBD	
Oct. 7..... Oregon State (TBD)*@	TBD	
Oct. 14	at Utah (TBD)*	TBD
Oct. 28..... USC (TBD)*+	TBD	
Nov. 4	at Oregon (TBD)*	TBD
Nov. 11..... Washington State (TBD)*#	TBD	
Nov. 18	at Stanford (TBD)*	TBD
Nov. 25	at UCLA (TBD)*	TBD
Dec. 1.....Pac-12 Football Championship Game (TBD)+\$	5:00 pm	

*Home Games In Bold At California Memorial Stadium, Berkeley, CA; All Times Pacific Unless Noted; *Pac-12 Game; \$ESPN Platform (Channel To Be Determined At A Later Date); !Gold Out; ^Hometown Heroes/Scouts Day; &Hispanic Heritage Day/ Bay Area Appreciation Day; @Homecoming/Parents Weekend/Education Day; +Hall Of Fame Celebration/Cheer & Spirit Day; \$Salute To Service/Group Appreciation Day/Senior Day; At Allegiant Stadium, Las Vegas, NV; All Games On Saturdays Other Than The Pac-12 Football Championship Game On Friday; Remaining Kickoff Times And Broadcast Television Networks To Be Announced Six Or 12 Days Prior To Game; Listen To All Cal Football Games Live On 810 AM, The Golden Bears Sports Network Powered By The Northern California Toyota Dealers, The Free Varsity Network App For iPhone And Android, And SiriusXM*

2023 TEAM INFORMATION

2022 Starts Returning (Total – Offense/Defense).....	(185 – 79/106)
2022 Players Returning (Total – Offense/Defense/Specialists).....	(69 – 33/34/2)
Letterwinners Returning (Total – Offense/Defense/Specialists).....	(42 – 16/25/1)
2023 Newcomers (Total – Offense/Defense/Specialists)	(50 – 27/17/6)
Players Lost (Total – Offense/Defense/Specialists).....	(46 – 24/17/5)
Letterwinners Lost (Total – Offense/Defense/Specialists).....	(31 – 15/12/4)

2022 SEASON REVIEW

Overall Record	4-8
Pac-12 Record (Finish)	2-7 (T9th)
2022 Postseason.....	None
Home Record	4-3
Road Record	0-5

2022 RESULTS

Sept. 3..... UC Davis	W, 34-13	
Sept. 10..... UNLV	W, 20-14	
Sept. 17	at Notre Dame	L, 17-24
Sept. 24..... Arizona*	W, 49-31	
Oct. 1	at Washington State*	L, 9-28
Oct. 15	at Colorado*	L, 13-20 (OT)
Oct. 22..... Washington*	L, 21-28	
Oct. 29..... No. 8/8 Oregon*	L, 24-42	
Nov. 5	at No. 9/9 USC*	L, 35-41
Nov. 19..... Stanford*	W, 27-20	
Nov. 25..... No. 17/18/18 UCLA*	L, 28-35	

*Home Games In Bold At California Memorial Stadium, Berkeley, CA; All Times Pacific Unless Noted; *Pac-12 Game; All Games On Saturdays Other Than Friday vs. UCLA; Opponents' Rankings At Time Of Game (AP/USA Today Sports AFCA Coaches Poll Prior To November 1; College Football Playoff/AP/USA Today Sports Coaches Poll Beginning November 1); Cal Unranked For All Games*



2023 FOOTBALL QUICK FACTS

UNIVERSITY INFORMATION

Location.....	Berkeley, Calif.
Founded.....	1868
Enrollment.....	45,307
Nickname.....	Golden Bears
Colors.....	Blue (282) and Gold (116)
Fight Song.....	Fight For California
Mascot.....	Oski
National Affiliation.....	NCAA Division I (Football Bowl Subdivision)
Conference.....	Pacific-12
Chancellor.....	Carol Christ

ATHLETICS ADMINISTRATION

Director Of Athletics.....	Jim Knowlton
Faculty Representative.....	Oliver O'Reilly
Executive Senior Associate AD, Chief of Staff & SWA.....	Jennifer Simon-O'Neil
Senior Associate AD, Performance, Health & Welfare.....	Ryan Cobb, MS ATC
Senior Associate AD, Chief Marketing & Communications Officer.....	Markeisha Everett
Senior Associate AD, Chief Development Officer.....	Beth Tafolla-Voetsch
Senior Associate AD, Chief Financial Officer.....	Tom Lowry
Senior Associate AD, Administration.....	Jay Larson
Senior Associate AD, Facilities, Events & Capital Projects.....	Josh Hummel
Associate AD, Sports Administration.....	Gordon Bayne
Associate AD, Compliance.....	Justin DiTolla
Associate AD, Diversity, Equity, Inclusion, Belonging & Justice.....	Ty-Ron Douglas, PhD
Associate AD, Sports Administration.....	Jay John
Associate AD, Student-Athlete Development.....	Marissa Nichols, PhD
Executive Assistant To The AD.....	Jane Jackson
Athletics Administration Coordinator.....	Delaney Heller

ATHLETIC COMMUNICATIONS

Associate AD, Communications.....	Jonathan Okanes
Phone.....	(510) 219-5425
E-Mail.....	jokanes@berkeley.edu
Twitter.....	jonathanokanes
Primary Football Contact.....	Kyle McRae
Phone.....	(510) 219-9340
E-Mail.....	mcrae@berkeley.edu
Twitter.....	kyleatcal
Secondary Football Contact.....	Keeler McJunkin
Phone.....	(540) 414-1800
E-Mail.....	keelerm@berkeley.edu
Twitter.....	kmacj3311

SOCIAL MEDIA CHANNELS/WEBSITE

Facebook (Athletics).....	CalAthletics
Instagram (Athletics).....	CalAthletics
Instagram (Football).....	Cal_Football
Twitter (Athletics).....	CalAthletics
Twitter (Football).....	CalFootball, CalFootballPR
Website.....	calbears.com

FOOTBALL/STADIUM INFORMATION

Stadium.....	California Memorial Stadium
Capacity.....	51,892
Surface.....	FieldTurf
Address.....	2227 Piedmont Avenue, Berkeley, CA 94720
Phone.....	510-642-3857

2023 CAL FOOTBALL STAFF

COACHING STAFF

Travers Family Football Head Coach.....	Justin Wilcox
Alma Mater, Year.....	Oregon, 1999
Overall/Cal Record (Seasons Overall/Cal).....	30-36 (7th)
Defensive Coordinator/Inside Linebackers.....	Peter Sirmon
Offensive Coordinator/Quarterbacks.....	Jake Spavital
Special Teams Coordinator/Outside Linebackers.....	Vic So'oto
Offensive Line/Run Game Coordinator.....	Mike Bloesch
Defensive Backs.....	Terrence Brown
Defensive Line.....	Andrew Browning
Tight Ends.....	Tim Plough
Running Backs.....	Aristotle Thompson
Wide Receivers/Recruiting Coordinator.....	Burl Toler III
Defensive Backs.....	Tre Watson
Head Athletic Performance Coach.....	Brian Johnson

FOOTBALL SUPPORT STAFF

Learning Specialist Coordinator.....	Kris Arden
Senior Director Of Football Affairs.....	Zac Bocian
Assistant Athletic Trainer.....	Andrew Chang
Director Of Player Personnel.....	Marshall Cherrington
Director Of Career Development.....	Ron Coccimiglio
Senior Recruiting/Offensive Analyst.....	Dustin Coder
Sports Science Performance Coach.....	Cheryl Cox
Graduate Assistant, Defense.....	Josh Drayden
Learning Specialist.....	Jenny Eberle
Director Of Equipment.....	Tim Feaster
Director Of Technology.....	Matt Fox
Director Of Recruiting Operations.....	Ben Gaus
Student-Athlete Development Advisor.....	Tarik Glenn
Director Of Operations.....	Denis Hallin
Applied Science & Reconditioning Coordinator.....	Zach Higginbotham
Head Team Physician.....	Lindsay Huston, MD
Assistant Athletic Trainer.....	Kristy Illig, PT ATC
Graduate Assistant, Offense.....	Cole Johnson
Head Athletic Trainer.....	Brenden Lambert, MS ATC
Academic Advisor.....	Ellen Macomson
Assistant Athletic Performance Coach.....	Deep Mahein
Chief Of Staff.....	Andrew McGraw
Director Of Academic Support.....	Shawn McGuire
Graduate Assistant, Defense.....	Malik McMorris
Operations Assistant/Director Of Communications.....	Norman Mo
Team Chaplain.....	Jules Moore
Assistant Director Of Equipment.....	Joseph Moro
Learning Specialist.....	Nina Moskowicz
Video And Systems Analyst.....	David Ortega Jr.
Assistant Athletic Performance Coach.....	T.J. Owens
Director Of Recruiting.....	Benji Palu
Director Of Player Development.....	Kevin Parker
Assistant Athletic Trainer.....	Lindsay Renterias
Graduate Assistant, Offense.....	Michael Saffell
Executive Assistant To Head Coach.....	Debbie Schram
Assistant Athletic Trainer.....	Kevin Shubow MED ATC
Assistant Athletic Performance Coach.....	Mario Stevenson
Quality Control, Defense.....	Austin Taylor
Quality Control, Special Teams.....	Zach Tinker
Quality Control, Offense.....	Joc Upton
Assistant Director Of Creative Media.....	Max Wood
Academic Advisor.....	Ed Wright



ALPHABETICAL ROSTER

NO	NAME	POS	HT	WT	YR	EXP	HOMETOWN (LAST SCHOOLS)
79	Ender Aguilar	OL	6-5	285	R-So.^	3rd	Mission Viejo, CA (Servite HS)
97	Tiumalu Afalava	DL	6-2	275	Fr.	1st	Baldwin Park, CA (Bishop Amat HS)
79	Ender Aguilar	OL	6-5	295	R-So.^	4th	Mission Viejo, CA (Servite HS)
89	Asher Alberding	TE	6-4	255	R-Jr.^#	5th	Houston, TX (North Texas/Clear Lake HS)
34	Andy Alfieri	TE	6-3	245	R-So.^	4th	Portland, OR (Jesusit HS)
10	Sergio Allen	ILB	6-1	230	R-So.#	3rd	Fort Valley, GA (Clemson/Peach County HS)
11	Mavin Anderson	WR	6-0	195	R-So.	3rd	Mission Viejo, CA (Mission Viejo HS)
32	Blake Antzoulatos	ILB	6-2	225	R-Jr.^	5th	Simi Valley, CA (Chaminade College Prep)
47	Jake Arguello	LS	6-0	185	R-So.	3rd	Orange, CA (St. John Bosco HS/Foothill HS)
52	Zurich Ashford	DL	6-2	280	Fr.	1st	Las Vegas, NV (Arbor View HS)
31	Hunter Barth	ILB	6-2	215	R-So.	3rd	Chandler, AZ (Queen Creek HS)
49	Mateen Bhaghani	PK	6-1	165	Fr.	1st	San Diego, CA (Del Norte HS)
45	David Bird	LS	6-0	200	Fr.	1st	Phoenix, AZ (Sandra Day O'Connor HS)
17	Luke Bottari	QB	5-10	205	R-Jr.^	5th	San Mateo, CA (Utah/College of San Mateo/Serra HS)
28	Spencer Brien	PK	6-0	170	Fr.	1st	Danville, CA (De La Salle HS)
48	Wesley Brown	LS	6-4	215	Jr.#	3rd	Belmont, CA (College of San Mateo/Carlmont HS)
20	Belay Brummel	QB	6-2	180	Fr.	1st	West Chicago, IL (Wheaton Academy)
30	Mayze Bryant	DB	5-9	170	R-Fr.	2nd	Pasadena, CA (St. Francis HS)
98	Nate Burrell	DL	6-2	270	So.	2nd	Los Angeles, CA (St. John Bosco HS)
23	Dejuan Butler	DB	5-11	205	R-So.^	4th	Antioch, CA (Antioch HS)
88	J.T. Byrne	TE	6-5	250	R-So.#	3rd	Carmel, CA (Oregon State/Carmel HS)
95	Akili Calhoun	DL	6-4	285	R-So.	3rd	Brentwood, CA (Liberty HS)
21	Byron Cardwell	RB	6-0	210	R-So.#	3rd	San Diego, CA (Oregon/Morse HS/St. Augustine's HS)
44	Xavier Carlton	OLB	6-6	270	Jr.^	4th	Modesto, CA (Utah/Juan Diego Catholic HS/Modesto Christian HS)
33	Dean-Taylor Chapman	RB	5-9	175	Fr.	1st	San Leandro, CA (Moreau Catholic HS)
73	Matthew Cindric	OL	6-4	300	R-Sr.^	6th	Sammamish, WA (Skyline HS)
39	Michael Cooley	OLB	6-7	220	Fr.	1st	Oakland, CA (Bishop O'Dowd HS)
91	Ricky Correia	DL	6-4	335	Jr.^	4th	Fresno, CA (Central HS)
26	Grant Daley	WR	6-1	190	R-So.^	4th	Martinez, CA (De La Salle HS)
9	Taj Davis	WR	6-1	205	R-Jr.^	5th	Upland, CA (Washington/Upland HS)
58	Elijah Diaz	OLB	6-2	230	R-Fr.	2nd	Corona, CA (Eleanor Roosevelt HS)
23	King Doerue	RB	5-10	205	R-Jr.^	5th	Amarillo, TX (Purdue/Tascosa HS)
81	Marquez Dortch	WR	6-0	170	R-Fr.	2nd	Lucedale, MS (Mississippi State/George County HS)
60	Brian Driscoll	OL	6-4	320	R-Jr.^	5th	San Diego, CA (Torrey Pines HS)
6	Jeremiah Earby	DB	6-2	185	So.	2nd	East Palo Alto, CA (Menlo-Atherton HS)
53	Kaleb Elarms-Orr	ILB	6-2	230	R-So.	3rd	Hayward, CA (Moreau Catholic HS)
87	Jack Endries	TE	6-4	230	R-Fr.	2nd	Danville, CA (Monte Vista HS)
38	Nate Escalada	DB	6-0	185	Fr.	1st	Santa Clara, CA (Bellarmine Prep)
10	Ben Finley	QB	6-3	195	R-So.^	4th	Phoenix, AZ (North Carolina State/Paradise Valley HS)
21	Collin Gamble	DB	5-10	200	Jr.^	4th	Flower Mound, TX (Liberty Christian HS)
59	Murphy Glasgow	OLB	6-4	220	Fr.	1st	Manhattan Beach, CA (Mira Costa HS)
83	Trond Grizzell	WR	6-4	200	R-So.	3rd	Park City, UT (Park City HS)
66	Colin Hamilton	OL	6-7	305	R-So.^	4th	Edmonds, WA (King's HS)
78	Dashaun Harris	OL	6-2	305	R-Fr.	2nd	Santa Clarita, CA (Sierra Canyon HS)
15	Lu-Magia Hearn III	DB	5-10	170	Jr.	3rd	Pittsburg, CA (De La Salle HS)
7	Brian Hightower	WR	6-3	215	R-Sr.^#	6th	Los Angeles, CA (Illinois/Miami/IMG Academy/Calabasas HS)
3	Jeremiah Hunter	WR	6-2	200	Jr.^	4th	Fresno, CA (Central HS)
13	Nyziah Hunter	WR	6-2	200	Fr.	1st	Salinas, CA (Salinas HS)
56	Ieremia Ieremia	DL	6-3	295	R-So.	3rd	Porirua, New Zealand (St. John Bosco HS/Hamilton Boys' HS)
22	Isaiah Ifanse	RB	5-9	205	R-Sr.^	6th	Bellevue, WA (San Jose State/Montana State/Bellevue HS)
55	Muelu Iosefa	ILB	6-3	230	Jr.^	4th	Waipahu, HI (Mililani HS)
5	Sam Jackson V	QB	5-11	195	R-So.#	3rd	Chicago, IL (TCU/Naperville Central HS/Bolingbrook HS)
50	Tidiane Jalloh	OLB	6-5	270	So.	2nd	Toulon, France (Indepence Community College)
65	Dylan Jemtegaard	OL	6-4	295	R-So.	3rd	Yelm, WA (Yelm HS)
19	Tyler Jensen	QB	6-6	215	R-So.	3rd	San Diego, CA (Louisville/Lincoln HS)
33	Myles Jernigan	OLB	6-3	235	R-Jr.^	5th	Grand Prairie, TX (South Grand Prairie HS)
90	Brett Johnson	DL	6-5	295	R-Jr.^	5th	Phoenix, AZ (Desert Vista HS)
77	Everett Johnson	OL	6-7	300	Jr.^	4th	Turlock, CA (Turlock HS)
86	Jeffrey Johnson	TE	6-5	250	R-So.	3rd	Manhattan Beach, CA (Loyola HS)
57	BJ Jones	ILB	6-2	205	Fr.	1st	Oakland, CA (Bishop O'Dowd HS)
80	Jordan King	WR	6-2	205	R-Fr.	2nd	Portland, OR (Central Catholic HS)
36	Thomas Lee	P	5-11	185	R-Sr.	6th	San Ramon, CA (Cal Poly/Dougherty Valley HS)
22	Matthew Littlejohn	DB	5-11	180	Jr.#	3rd	San Antonio, TX (Citrus College/Stevens HS)
49	Darius Long Jr.	DL	6-2	310	R-Sr.^	6th	Alameda, CA (College of San Mateo/Encinal HS)
16	Michael Luckhurst	PK	6-1	180	So.	2nd	Santa Barbara, CA (Bishop Diego HS)
16	Mason Mangum	WR	5-11	185	R-So.^	4th	Austin, TX (Westlake HS)
40	Ben Marshall	TE	6-4	235	Fr.	1st	Murfreesboro, TN (Blackman HS)
43	Ryan McCulloch	OLB	6-3	240	Fr.	1st	Duarte, CA (Rio Hondo Prep)
9	Patrick McMorris	DB	6-0	210	Sr.^	5th	Santa Ana, CA (San Diego State/Santa Ana HS/Godinez Fundamental HS)

NUMERICAL ROSTER

NO	NAME	POS
1	Jaydn Ott	RB
2	Craig Woodson	DB
3	Jeremiah Hunter	WR
3	Nohl Williams	DB
4	Kaylin Moore	DB
4	Justin Williams-Thomas	RB
5	Sam Jackson V	QB
5	Raymond Woodie III	DB
6	Jeremiah Earby	DB
7	Brian Hightower	WR
7	David Reese	OLB
8	Jackson Sirmon	ILB
9	Taj Davis	WR
9	Patrick McMorris	DB
10	Sergio Allen	ILB
10	Ben Finley	QB
11	Mavin Anderson	WR
11	Tyson McWilliams	DB
13	Nyziah Hunter	WR
13	Miles Williams	DB
14	Monroe Young	WR
15	Lu-Magia Hearn III	DB
15	Fernando Mendoza	QB
16	Michael Luckhurst	PK
16	Mason Mangum	WR
17	Luke Bottari	QB
18	Mason Starling	WR
19	Tyler Jensen	QB
20	Belay Brummel	QB
20	Cam Sidney	DB
21	Byron Cardwell	RB
21	Collin Gamble	DB
22	Isaiah Ifanse	RB
22	Matthew Littlejohn	DB
23	Dejuan Butler	DB
23	King Doerue	RB
24	Marcus Scott II	DB
25	Jaivian Thomas	RB
25	Sal Vadrawale	DB
26	Grant Daley	WR
27	Cade Uluave	ILB
27	Brady Weingart	QB
28	Spencer Brien	PK
29	Myles Reber	WR
30	Mayze Bryant	DB
31	Hunter Barth	ILB
31	Ashton Stredick	RB
32	Blake Antzoulatos	ILB
33	Myles Jernigan	OLB
33	Dean Taylor-Chapman	RB
34	Andy Alfieri	TE
36	Thomas Lee	P
37	Lachlan Wilson	P
37	Julian Womack	DB
38	Nathan Escalada	DB
39	Michael Cooley	OLB
40	Ben Marshall	TE
41	Isaiah Young	DB
42	Nate Rutchena	ILB



11	Tyson McWilliams	DB	6-2	190	R-So.^	4th	San Diego, CA (St. Augustine HS)	43	Ryan McCulloch	OLB
15	Fernando Mendoza	QB	6-5	220	R-Fr.	2nd	Miami, FL (Columbus HS)	44	Xavier Carlton	OLB
62	Barrett Miller	OL	6-5	310	Sr.^	5th	Aurora, CO (Stanford/Eaglecrest HS)	44	Beaux Tagalao	FB
85	Marquis Montgomery	WR	6-4	220	Jr.^	4th	Tacoma, WA (Snow College/Independence Community College/Kapolei HS)	45	David Bird	LS
4	Kaylin Moore	DB	5-10	185	Jr.#	3rd	Westlake Village, CA (Colorado/Oaks Christian HS)	46	Sam Ross	OLB
52	Nick Morrow	OL	6-8	280	Fr.#	1st	Flagstaff, AZ (Flagstaff HS)	47	Jake Arguello	LS
67	Tyler Murphy	OL	6-4	285	Fr.	1st	Lafayette, CA (Acalanes HS)	47	Moso'oipala Tuitele	OLB
1	Jaydn Ott	RB	6-0	200	So.	2nd	Chino, CA (Norco HS/Bishop Gorman HS)	48	Wesley Brown	LS
84	Jaiven Plummer	WR	6-3	210	R-Fr.	2nd	Sacramento, CA (Episcopal HS/Massaponax HS)	49	Mateen Bhaghani	PK
68	Trent Ramsey	OL	6-5	295	R-Fr.	2nd	Palm Harbor, FL (Carrollwood Day School)	49	Darius Long Jr.	DL
29	Myles Reber	WR	5-11`	185	Fr.	1st	Santa Cruz, CA (Santa Cruz HS)	50	Tidiane Jalloh	OLB??
7	David Reese	OLB	6-1	240	R-Sr.^#	6th	Fort Pierce, FL (Florida/Vero Beach HS/Fort Pierce Central HS)	51	Curlee Thomas IV	DL??
75	Jaedon Roberts	OL	6-3	305	Jr.^	4th	Marin City, CA (Avon Old Farms HS)	52	Zurich Ashford	DL
82	Kenden Robinson Jr.	WR	6-1	210	R-Sr.^	6th	Alameda, CA (Northern Iowa/City College of San Francisco/Encinal HS)	52	Nick Morrow	OL
63	Brayden Rohme	OL	6-6	290	R-Jr.^	5th	Chandler, AZ (Perry HS)	53	Kaleb Elarms-Orr	ILB
46	Sam Ross	OLB	6-4	240	R-Fr.	2nd	Orinda, CA (Miramonte HS)	54	Frederick Williams III	OL
42	Nate Rutचना	ILB	6-3	230	Jr.	3rd	Danville, CA (Monte Vista School)	55	Muelu Iosefa	ILB
94	Stanley Saole-McKenzie	DL	6-2	330	R-So.^	3rd	Honolulu, HI (St. Louis School)	56	Ieremia Ieremia	DL??
99	Ethan Saunders	DL	6-3	285	Jr.^	4th	Inglewood, CA (Orange Vista HS)	57	BJ Jones	ILB
24	Marcus Scott II	DB	6-0	180	R-Fr.	2nd	Houston, TX (Missouri/Conroe HS/College Park HS)	58	Elijah Diaz	OLB
72	T.J. Session	OL	6-4	305	R-Jr.^	5th	Menifee, CA (Montana State/Vista Murrieta HS)	59	Murphy Glasgow	OLB
20	Cam Sidney	DB	5-11	185	R-Fr.	2nd	Riverside, CA (Mater Dei HS)	60	Brian Driscoll	OL
8	Jackson Sirmon	ILB	6-2	240	R-Sr.^	6th	Brentwood, TN (Washington/Brentwood Academy/Loyola HS)	62	Barrett Miller	OL
18	Mason Starling	WR	6-4	195	R-Jr.^	5th	Tacoma, WA (College of San Mateo/Rainier Beach HS)	63	Brayden Rohme	OL
93	R.J. Stephens	DL	6-3	245	Fr.	1st	East Palo Alto, CA (Sacred Heart Prep)	64	Joshua Stovall	OL
64	Joshua Stovall	OL	6-4	290	R-Fr.	2nd	Menifee, CA (Vista Murrieta HS)	65	Dylan Jemtegaard	OL
31	Ashton Stredick	RB	5-9	195	R-So.^	4th	Needville, TX (Needville HS)	66	Colin Hamilton	OL
76	Bastian Swinney	OL	6-6	290	R-So.	3rd	Minneapolis, MN (Edina HS)	67	Tyler Murphy	OL
44	Beaux Tagalao	FB	6-0	250	R-Jr.^	5th	San Francisco, CA (San Jose State/De La Salle HS)	68	Trent Ramsey	OL
25	Jaivian Thomas	RB	5-10	175	Fr.	1st	Oakland, CA (McClymonds HS)	70	Martin Tine	OL
51	Curlee Thomas IV	DL	6-3	260	R-Fr.	2nd	Keller, TX (Nolan Catholic HS)	71	Sioape Vatikani	OL
70	Martin Tine	OL	6-6	310	Jr.^	4th	Houston, TX (East Los Angeles College/Blinn College/Alief Elsik HS/Legacy School Sports Sciences)	72	T.J. Session	OL
47	Moso'oipala Tuitele	OLB	6-4	250	R-Fr.	2nd	Aurora, CO (Regis Jesuit HS)	73	Matthew Cindric	OL
27	Cade Uluave	ILB	6-1	230	Fr.	1st	South Jordan, UT (Mountain Ridge HS)	74	Matthew Wykoff	OL
25	Sailasa Vadrawale	DB	5-11	170	Fr.	1st	Concord, CA (Rancho Cotate HS)	75	Jaedon Roberts	OL
71	Sioape Vatikani	OL	6-3	320	So.	2nd	Reno, NV (Bishop Manogue Catholic HS)	76	Bastian Swinney	OL
27	Brady Weingart	QB	6-3	205	Fr.	1st	Corte Madera, CA (Redwood HS)	77	Everett Johnson	OL
96	Derek Wilkins	DL	6-5	285	R-So.	3rd	Irvine, CA (Santa Margarita Catholic HS)	78	Dashaun Harris	OL
13	Miles Williams	DB	6-0	190	R-Jr.^	5th	Mansfield, TX (Mansfield HS)	79	Ender Aguilar	OL
3	Nohl Williams	DB	6-1	195	Jr.^#	4th	Oxnard, CA (UNLV/Pacifica HS)	80	Jordan King	WR
92	Myles Williams	OLB	6-3	240	R-So.	3rd	Woodland Hills, CA (Bishop Alemany HS)	81	Marquez Dortch	WR
54	Frederick Williams III	OL	6-5	285	Fr.	1st	Los Angeles, CA (Junipero Serra HS)	82	Kenden Robinson Jr.	WR
4	Justin Williams-Thomas	RB	6-0	215	R-Fr.#	2nd	Dallas, GA (Tennessee/East Paulding HS)	83	Trond Grizzell	WR
37	Lachlan Wilson	P	6-3	195	R-Jr.^#	5th	Eaglemont, Australia (Tulsa/Xavier College)	84	Jaiven Plummer	WR
37	Julian Womack	DB	6-2	200	R-Fr.	2nd	Berkeley, CA (Saint Mary's College HS)	85	Marquis Montgomery	WR
5	Raymond Woodie III	DB	6-0	200	Sr.^	5th	Palmetto, FL (Florida State/Florida State University HS)	86	Jeffrey Johnson	TE
2	Craig Woodson	DB	6-0	210	R-Jr.^	5th	Grand Prairie, TX (South Grand Prairie HS)	87	Jack Endries	TE
74	Matthew Wykoff	OL	6-6	325	R-So.	3rd	Magnolia, TX (Texas A&M/Magnolia HS)	88	J.T. Byrne	TE
41	Isaiah Young	DB	5-10	180	Jr.^	4th	Eastvale, CA (Centennial HS)	89	Asher Alberding	TE
14	Monroe Young	WR	6-0	205	R-Sr.^	6th	Las Cruces, NM (Onate HS)	90	Brett Johnson	DL

*Year reflects additional season of collegiate eligibility granted by NCAA for all 2020 football student-athletes due to COVID; #January 2023 enrollee; Experience column indicates what collegiate season student-athlete will be participating in during the 2023 campaign

COACHING STAFF

- TRAVERS FAMILY HEAD FOOTBALL COACH:** Justin Wilcox, 7th Season (Oregon, 1999)*
- DEFENSIVE COORDINATOR/INSIDE LINEBACKERS:** Peter Sirmon, 6th Season (Oregon, 1999)^
- OFFENSIVE COORDINATOR/QUARTERBACKS:** Jake Spavital, 1st Season Season (Missouri State, 2008)*
- SPECIAL TEAMS COORDINATOR/OUTSIDE LINEBACKERS:** Vic So'oto, 2nd Season (BYU, 2010)
- OFFENSIVE LINE/RUN GAME COORDINATOR:** Mike Bloesch, 1st Season (Sacramento State, 1995)
- DEFENSIVE BACKS:** Terrence Brown, 2nd Season (Stanford, 2013)
- DEFENSIVE LINE:** Andrew Browning, 5th Season (Boise State, 2007)
- TIGHT ENDS:** Tim Plough, 1st Season (UC Davis, 2008)
- RUNNING BACKS:** Aristotle Thompson, 4th Season (Boise State, 2001)
- WIDE RECEIVERS/RECRUITING COORDINATOR:** Burl Toler III, 6th Season (Cal, 2005)*+
- DEFENSIVE BACKS:** Tre Watson, 3rd Season (Washington, 2013)
- HEAD ATHLETIC PERFORMANCE COACH:** Brian Johnson, 3rd Season (LSU, 2006)

*Seasons listed for Wilcox, Spavital and Toler III are each in their second stints at Cal with their seasons listed reflecting their current stint; Wilcox was the linebackers coach from 2003-05, Spavital was the offensive coordinator/quarterbacks coach in 2016; Toler III was quality control for special teams from 2013-15, adding quality control duties with wide receivers in 2014 and running backs in 2015

^Sirmon is in his fourth season as Cal's defensive coordinator after serving his first season as the inside linebackers' coach and his second as co-defensive coordinator/linebackers coach

+Toler is in his fifth season as Cal's wide receivers coach and third as recruiting coordinator after serving his first as running backs coach, and his second and third as wide receivers coach before adding duties as recruiting coordinator in the fourth season of his current campaign

43	Ryan McCulloch	OLB
44	Xavier Carlton	OLB
44	Beaux Tagalao	FB
45	David Bird	LS
46	Sam Ross	OLB
47	Jake Arguello	LS
47	Moso'oipala Tuitele	OLB
48	Wesley Brown	LS
49	Mateen Bhaghani	PK
49	Darius Long Jr.	DL
50	Tidiane Jalloh	OLB??
51	Curlee Thomas IV	DL??
52	Zurich Ashford	DL
52	Nick Morrow	OL
53	Kaleb Elarms-Orr	ILB
54	Frederick Williams III	OL
55	Muelu Iosefa	ILB
56	Ieremia Ieremia	DL??
57	BJ Jones	ILB
58	Elijah Diaz	OLB
59	Murphy Glasgow	OLB
60	Brian Driscoll	OL
62	Barrett Miller	OL
63	Brayden Rohme	OL
64	Joshua Stovall	OL
65	Dylan Jemtegaard	OL
66	Colin Hamilton	OL
67	Tyler Murphy	OL
68	Trent Ramsey	OL
70	Martin Tine	OL
71	Sioape Vatikani	OL
72	T.J. Session	OL
73	Matthew Cindric	OL
74	Matthew Wykoff	OL
75	Jaedon Roberts	OL
76	Bastian Swinney	OL
77	Everett Johnson	OL
78	Dashaun Harris	OL
79	Ender Aguilar	OL
80	Jordan King	WR
81	Marquez Dortch	WR
82	Kenden Robinson Jr.	WR
83	Trond Grizzell	WR
84	Jaiven Plummer	WR
85	Marquis Montgomery	WR
86	Jeffrey Johnson	TE
87	Jack Endries	TE
88	J.T. Byrne	TE
89	Asher Alberding	TE
90	Brett Johnson	DL
91	Ricky Correia	DL
92	Myles Williams	OLB
93	RJ Stephens	DL
94	Stanley Saole-McKenzie	DL
95	Akili Calhoun	DL
96	Derek Wilkins	DL
97	Tiumalu Afalava	DL
98	Nate Burrell	DL
99	Ethan Saunders	DL

PLAYERS WITH 2022 EXPERIENCE RETURNING (50 PLAYERS/400 GP/185 STARTS)

POS NAME (2022 GP/Starts)

OFFENSE (24 Players/144 Games Played/79 Starts) – OL Ender Aguilar (4/2), TE Andy Alfieri (4/0), WR Mavin Anderson (12/8), OL Matthew Cindric (6/6), WR Grant Daley (4/0), OL Brian Driscoll (12/12), WR Trond Grizzell (1/0), OL Colin Hamilton (1/0), WR Jeremiah Hunter (11/11), OL Everett Johnson (8/1), TE Jeffrey Johnson (7/0), WR Jordan King (4/0), WR Mason Mangum (3/0), RB Jaydn Ott (12/10), OL Trent Ramsey (1/0), WR Kenden Robinson Jr. (2/0), OL Brayden Rohme (10/9), OL T.J. Session (11/7), RB Ashton Stredick (3/0), WR Mason Starling (2/1), OL Bastian Swinney (1/0), FB Beaux Tagalao (1/0), OL Sioape Vatikani (12/9), WR Monroe Young (12/1)

DEFENSE (25 Players/244 Games Played/106 Starts) – ILB Blake Antzoulatos (10/0), S Hunter Barth (12/0), DE Nate Burrell (12/7), S Dejuan Butler (9/0), OLB Xavier Carlton (12/7), NG Ricky Correia (12/6), CB Jeremiah Earby (12/7), ILB Kaleb Elarms-Orr (10/0), CB Collin Gamble (8/8), CB Lu-Magia Hearn III (6/5), DE Ieremia Ieremia (3/0), ILB Muelu Iosefa (6/3), OLB Myles Jernigan (12/11), DL Darius Long Jr. (11/1), CB Tyson McWilliams (6/2), DL Jaedon Roberts (11/0), ILB Nate Rutchena (12/0), DE Ethan Saunders (12/12), ILB Jackson Sirmon (12/12), S Miles Williams (11/3), OLB Myles Williams (10/0), S Raymond Woodie III (10/0), S Julian Womack (1/0), S Craig Woodson (12/12), CB Isaiah Young (12/10)

***SPECIALISTS (1 Player/12 Games Played)** – PK Michael Luckhurst (12/0)

**Specialists are not officially credited with starts in stats but Luckhurst was considered Cal's primary starter for kickoffs for the final nine games in 2022*

**Player listed at primary position for 2022*

**Brett Johnson and Derek Wilkins did not play in 2022 but did play previously*

PLAYERS/LETTERWINNERS RETURNING (69/42)

POS NAME

OFFENSE (33/16) – ***OL Ender Aguilar, **TE Andy Alfieri, *WR Mavin Anderson, ****OL Matthew Cindric, *WR Grant Daley, ***OL Brian Driscoll, TE Jack Endries, WR Trond Grizzell, OL Colin Hamilton, OL Dashaun Harris, **WR Jeremiah Hunter, WR Jordan King, OL Dylan Jemtegaard, QB Tyler Jensen, **OL Everett Johnson, *TE Jeffrey Johnson, *WR Jordan King, WR Mason Mangum, QB Fernando Mendoza, *RB Jaydn Ott, WR Jaiven Plummer, OL Trent Ramsey, ***OL Jaedon Roberts, WR Kenden Robinson Jr., ***OL Brayden Rohme, *OL T.J. Session, WR Mason Starling, OL Joshua Stovall, RB Ashton Stredick, OL Bastian Swinney, FB Beaux Tagalao, *OL Sioape Vatikani, ****WR Monroe Young

DEFENSE (34/25) – **ILB Blake Antzoulatos, *ILB Hunter Barth, DB Mayze Bryant, *DL Nate Burrell, *DB Dejuan Butler, *DE Akili Calhoun, *OLB Xavier Carlton, ***DL Ricky Correia, OLB Elijah Diaz, *DB Jeremiah Earby, *ILB Kaleb Elarms-Orr, **DB Collin Gamble, **DB Lu-Magia Hearn III, DL Ieremia Ieremia, ***ILB Muelu Iosefa, ***OLB Myles Jernigan, ***DL Brett Johnson, **DL Darius Long Jr., *DB Tyson McWilliams, OLB Sam Ross, **ILB Nate Rutchena, **DL Stanely Saale-McKenzie, **DL Ethan Saunders, DB Cam Sidney, *ILB Jackson Sirmon, DL?? Curlee Thomas IV, OLB Moso'oipala Tuitele, DL Derek Wilkins, ***S Miles Williams, *OLB Myles Williams, DB Julian Womack, **DB Raymond Woodie III, ***DB Craig Woodson, **DB Isaiah Young

SPECIALISTS (2/1) – LS Jake Arguello, *PK Michael Luckhurst

**letterwinner refers to any letter for any season, not only 2022; each asterisk equals one letter; player listed at primary position for 2023*

2023 NEWCOMERS (50)

POS NAME

OFFENSE (27) – TE Asher Alberding, QB Luke Bottari, QB Belay Brummel, TE J.T. Byrne, RB Byron Cardwell, WR Taj Davis, RB King Doerue, WR Marquez Dortch, QB Ben Finley, WR Brian Hightower, WR Nyzhiah Hunter, RB Isaiah Ifanse, QB Sam Jackson V, TE Ben Marshall, OL Barrett Miller, WR Marquis Montgomery, OL Tyler Murphy, OL Nick Morrow, WR Myles Reber, DL RJ Stephens, RB Dean Taylor-Chapman, RB Jaivian Thomas, OL Martin Tine, QB Brady Weingart, OL Frederick Williams III, RB Justin Williams-Thomas, OL Matthew Wykoff

DEFENSE (17) – DL Tiimalu Afalava, ILB Sergio Allen, DL Zurich Ashford, OLB Michael Cooley, DB Nathan Escalada, OLB Murphy Glasgow, OLB?? Tidiane Jalloh, ILB BJ Jones, DB Matthew Littlejohn, OLB Ryan McCulloch, DB Patrick McMorris, RB Kaylin Moore, OLB David Reese, DB Marcus Scott II, ILB Cade Uluave, DB Sai Vadrawale, DB Nohl Williams

SPECIALISTS (6) – PK Mateen Bhaghani, LS David Bird, PK Spencer Brien, LS Wesley Brown, P Thomas Lee, P Lachlan Wilson

PLAYERS W/2022 STARTING EXPERIENCE LOST (17 PLAYERS/149 GP/81 STARTS IN 2021)

POS NAME (2022 GP/Starts)

OFFENSE (7 Players/71 Games Played/55 Starts In 2022) – OL Ben Coleman (11/11), OL Spencer Lovell (3/3), TE Elijah Mojarro (12/3), RB Damien Moore (9/2), QB Jack Plummer (12/12), WR J.Michael Sturdivant (12/12), TE Jermaine Terry II (12/12)

DEFENSE (5 Players/42 Games Played/26 Starts In 2022) – OLB Braxten Croteau (7/1), OLB Odua Isibor (4/2), ILB Oluwafemi Oladejo (12/10), ILB Ryan Puskas (7/1), S Daniel Scott (12/12)

***SPECIALISTS (3 Players/36 Games Played/0 Starts In 2022)** – PK Dario Longhetto (12/0), P Jamieson Sheahan (12/0), LS Slater Zellers (12/0)

***Specialists are not officially credited with starts in stats but Longhetto (plackicker), Sheahan (punter/holder) and Zellers (long snapper) were considered Cal's primary starter for their respective positions in 2022*

Not officially credited with a start in stats but Cal has lost no specialists who were considered the primary starter at their position for any games in 2021

Player listed at primary position for 2022

PLAYERS/LETTERWINNERS LOST (46/31)

POS NAME

OFFENSE (24/15) – ****TE Nick Alftin, **WR Justin Richard Baker, ***RB DeCarlos Brooks, OL Jackson Brown, **WR Tommy Christakos, **OL Ben Coleman, *RB Ashton Hayes, FB Champion Johnson, QB Zach Johnson, OL Ryan Lange, **TE Keleki Latu, *WR Aidan Lee, OL Spencer Lovell, QB Kai Millner, QB Noah Mitcheom, **TE Elijah Mojarro, ***RB Damien Moore, OL Colin Moroney, TE Jake Muller, *QB Jack Plummer, **WR Chris Rogers, *RB Chris Street, **WR J.Michael Sturdivant, **TE Jermaine Terry II

DEFENSE (17/12) – ***OLB Braxten Croteau, *CB Kaleb Higgins, OLB Patrick Hisatake, *OLB Henry Ikahihifo, S Fatu Iosefa, *OLB Odua Isibor, *S Demetric Jackson Jr., ILB Malcolm McClure, CB Evan McLurkin, **ILB Oluwafemi Oladejo, **ILB Trey Paster, **OLB Orin Patu, **ILB Ryan Puskas, ***NG Gunnar Rask, ****S Daniel Scott, *ILB Kyle Smith, ILB McKyle So'oto

SPECIALISTS (5/4) – P Ethan Baxter, ****PK Dario Longhetto, **PK Nick Lopez, ***P Jamieson Sheahan, ***LS Slater Zellers

**letterwinner refers to any letter for any season, not only 2022; each asterisk equals one letter; player listed at primary position for 2022*



TEAM STATISTICS

RECORD	OVERALL	HOME	AWAY	NEUTRAL
All Games	4-8	4-3	0-5	0-0
Conference	2-7	2-3	0-4	0-0
Non-Conference	2-1	2-0	0-1	0-0

DATE	OPPONENT (TV)	RESULT	OVERALL	CONFERENCE	TIME	ATTEND
09/03/2022	UC Davis (P12BA)	W, 34-13	1-0	0-0	3:09	34984
09/10/2022	UNLV (P12BA)	W, 20-14	2-0	0-0	3:19	38181
09/17/2022	at Notre Dame (NBC)	L, 17-24	2-1	0-0	3:19	77622
09/24/2022	Arizona (P12N)*+	W, 49-31	3-1	1-0	3:27	37216
10/01/2022	at Washington State (P12N)*	L, 9-28	3-2	1-1	3:06	23021
10/15/2022	at Colorado (P12N)*	L, 13-20 (OT)	3-3	1-2	3:29	50471
10/22/2022	Washington (ESPN)*#	L, 21-28	3-4	1-3	3:21	34601
10/29/2022	No. 8/8 Oregon (FS1)*	L, 24-42	3-5	1-4	3:24	37077
11/5/2022	at No. 9/9 USC (ESPN)*	L, 35-41	3-6	1-5	3:30	64915
11/12/2022	at Oregon State (P12N)*	L, 10-38	3-7	1-6	3:01	28642
11/19/2022	Stanford (P12N)*#^	W, 27-20	4-7	2-6	3:43	51892
11/25/2022	No. 18/17/18 UCLA (FOX)*!	L, 28-35	4-8	2-7	3:24	36221

Home games in bold at California Memorial Stadium, Berkeley, CA; *Pac-12 Game; +Homecoming; #Cal Athletic Hall of Fame Game; ^125th Big Game/40th Anniversary of The Play/Senior Day; !Joe Roth Game/Joe Starkey Day; Opponent rankings at time of game (AP Top 25/AFCA Coaches Poll Nov. 5 and before; College Football Playoff/AP Top 25/AFCA Coaches Poll Nov. 12 and after); All games Saturdays other than Friday vs. UCLA; All games on 810 AM, Golden Bears Sports Network Powered By The Northern California Auto Dealers, The Varsity App and Sirius XM

TEAM STATISTICS	CAL	OPP
SCORING	287	334
Points Per Game	23.9	27.8
Points Off Turnovers	53	24
FIRST DOWNS	231	281
Rushing	68	107
Passing	139	162
Penalty	24	12
RUSHING YARDAGE	1159	1789
Yards gained rushing	1501	2002
Yards lost rushing	342	
Rushing Attempts	319	426
Average Per Rush	3.6	4.2
Average Per Game	96.6	149.1
TDs Rushing	10	19
PASSING YARDAGE	3216	3354
Comp-Att-Int	291-466-9	300-457-11
Average Per Pass	6.9	7.3
Average Per Catch	11.1	11.2
Average Per Game	268.0	279.5
TDs Passing	23	23
TOTAL OFFENSE	4375	5143
Total Plays	785	883
Average Per Play	5.6	5.8
Average Per Game	364.6	428.6
KICK RETURNS: #-Yards	19-342	23-456
PUNT RETURNS: #-Yards	22-240	23-228
INT RETURNS: #-Yards	11-127	9-31
KICK RETURN AVERAGE	18.0	19.8
PUNT RETURN AVERAGE	10.9	9.9
INT RETURN AVERAGE	11.5	3.4
FUMBLES-LOST	11-3	14-7
PENALTIES-Yards	63-535	72-648
Average Per Game	44.6	54.0
PUNTS-Yards	64-2897	55-2314
Average Per Punt	45.3	42.1
Net punt average	40.1	37.2
KICKOFFS-Yards	57-3555	63-3999
Average Per Kick	62.4	63.5
Net kick average	39.5	41.3
TIME OF POSSESSION/Game	28:42	31:18
3RD-DOWN Conversions	59/167	66/169
3rd-Down Pct	35%	39%
4TH-DOWN Conversions	12/23	15/26
4th-Down Pct	52%	58%

SACKS BY-Yards	19-110	31-251
MISC YARDS	0	0
TOUCHDOWNS SCORED	36	43
FIELD GOALS-ATTEMPTS	12-18	11-15
ON-SIDE KICKS	0-2	1--1
RED-ZONE SCORES	(33-40) 83%	(39-48) 81%
RED-ZONE TOUCHDOWNS	(24-40) 60%	(33-48) 69%
PAT-ATTEMPTS	(31-32) 97%	(39-48) 98%
2-POINT CONVERSION ATTEMPTS	(2-5) 40%	(2-3) 67%
ATTENDANCE	270172	244671
Games/Avg Per Game	7/38596	5/48934
Neutral Site Games	0/0	

SCORE BY QUARTERS	1st	2nd	3rd	4th	OT	Total
California	44	75	62	106	0	287
Opponents	64	86	80	97	7	334



INDIVIDUAL STATISTICS

RUSHING	GP	ATT	GAIN	LOSS	NET	AVG	TD	LG	AVG/G
Jaydn Ott	12	170	943	46	897	5.3	8	73	74.8
DeCarlos Brooks	12	59	261	11	250	4.2	1	24	20.8
Damien Moore	9	22	101	0	101	4.6	0	12	11.2
Ashton Stredick	3	3	19	0	19	6.3	0	8	6.3
Ashton Hayes	7	1	14	0	14	14.0	0	14	2.0
Kai Millner	3	1	13	0	13	13.0	0	13	4.3
Mason Mangum	3	1	5	0	5	5.0	0	5	1.7
Jackson Sirmon	12	1	2	0	2	2.0	0	2	0.2
Mavin Anderson	12	2	3	5	-2	-1.0	0	3	-0.2
J.Michael Sturdivant	12	2	2	10	-8	-4.0	0	2	-0.7
Jack Plummer	12	52	138	264	-126	-2.4	1	24	-10.5
Team	12	5	0	6	-6	-1.2	0	0	-0.5
Total	12	319	1501	342	1159	3.6	10	73	96.6
Opponents	12	426	2022	213	1789	4.2	19	60	149.1

PASSING	G	EFFIC	CMP-ATT-INT	PCT	YDS	TD	LG	AVG/G
Jack Plummer	12	131.5	282-451-9	62.5	3095	21	58	257.9
Kai Millner	3	171.8	9-15-0	60.0	121	2	55	40.3
Total	12	132.8	291-466-9	62.4	3216	23	58	268.0
Opponents	12	139.1	300-457-11	65.6	3354	23	59	279.5

RECEIVING	G	NO	YDS	AVG	TD	LG	AVG/G
J.Michael Sturdivant	12	65	755	11.6	7	48	62.9
Jeremiah Hunter	11	60	965	16.1	5	58	87.7
Jaydn Ott	12	46	321	7.0	3	27	26.8
Mavin Anderson	12	37	372	10.1	3	47	31.0
Monroe Young	12	23	231	10.0	3	36	19.3
Keleki Latu	12	18	207	11.5	1	29	17.3
Elijah Mojarro	12	8	78	9.8	0	20	6.5
DeCarlos Brooks	12	8	18	2.3	0	7	1.5
Jermaine Terry II	12	7	41	5.9	0	18	3.4
Mason Starling	2	7	70	10.0	0	17	35.0
Damien Moore	9	5	24	4.8	0	10	2.7
Tommy Christakos	9	4	43	10.8	0	17	4.8
Justin Richard Baker	6	1	55	55.0	1	55	9.2
Andy Alfieri	4	1	5	5.0	0	5	1.3
Mason Mangum	3	1	31	31.0	0	31	10.3
Total	12	291	3216	11.1	23	58	268.0
Opponents	12	300	3354	11.2	23	59	279.5

PUNT RETURNS	NO	YDS	AVG	TD	LG
Jeremiah Hunter	19	203	10.7	0	22
Justin Richard Baker	3	37	12.3	0	26
Total	22	240	10.9	0	26
Opponents	23	228	9.9	1	55

INTERCEPTIONS	NO	YDS	AVG	TD	LG
Daniel Scott	3	59	19.7	0	40
Craig Woodson	2	41	20.5	1	39
Isaiah Young	2	0	0.0	0	0
Orin Patu	1	0	0.0	0	0
Jackson Sirmon	1	1	1.0	0	1
Oluwafemi Oladejo	1	26	26.0	0	26
Jeremiah Earby	1	0	0.0	0	0
Total	11	127	11.5	1	40
Opponents	9	31	3.4	0	12

KICK RETURNS	NO	YDS	AVG	TD	LG
Ashton Hayes	12	241	20.1	0	31
Mavin Anderson	7	101	14.4	0	23
Total	19	342	18.0	0	31
Opponents	23	456	19.8	0	33

FUMBLE RETURNS	NO	YDS	AVG	TD	LG
Jeremiah Earby	2	36	18.0	1	33
Jackson Sirmon	0	37	0.0	1	37
Myles Jernigan	1	0	0.0	0	0
Xavier Carlton	1	0	0.0	0	0
Hunter Barth	1	0	0.0	0	0
Oluwafemi Oladejo	1	0	0.0	0	0
Nate Burrell	1	0	0.0	0	0
Total	7	55	7.9	1	55
Opponents	2	1	0.5	0	1

SCORING	TD	FG	KICK	RUSH	PATs				PTS
					RCV	PASS	DXP	SAF	
Jaydn Ott	11	-	-	-	1	-	-	-	68
Dario Longhetto	0	11-17	31-32	-	-	-	-	-	64
J.Michael Sturdivant	7	-	-	-	-	-	-	-	42
Jeremiah Hunter	6	-	-	-	-	-	-	-	30
Monroe Young	3	-	-	-	1	-	-	-	20
Craig Woodson	1	-	-	-	-	-	-	-	6
DeCarlos Brooks	1	-	-	-	-	-	-	-	6
Jackson Sirmon	1	-	-	-	-	-	-	-	6
Jack Plummer	1	-	-	-	-	2	-	-	6
Justin Richard Baker	1	-	-	-	-	-	-	-	6
Keleki Latu	1	-	-	-	-	-	-	-	6
Jeremiah Earby	1	-	-	-	-	-	-	-	6
Michael Luckhurst	1	1-1	-	-	-	-	-	-	3
Total	36	12-18	31-32	0	2	2	0	0	287
Opponents	43	11-15	39-40	0	2	2	0	0	334

FIELD GOALS	FG	PCT	1-19	20-29	30-39	40-49	50-99	LG	BLK
Dario Longhetto	11-17	64.7	0-0	3-3	5-6	2-6	1-2	54	1
Michael Luckhurst	1-1	100.0	0-0	0-0	1-1	0-0	0-0	36	0
Total	12-18	66.7	0-0	3-3	6-7	2-6	1-2	54	1
Opponents	11-15	73.3	0-0	3-3	3-5	4-4	1-3	61	0

TOTAL OFFENSE	G	PLAYS	RUSH	PASS	TOTAL	AVG/G
Jack Plummer	12	503	-126	3095	2969	247.4
Jaydn Ott	12	170	897	0	897	74.8
DeCarlos Brooks	12	59	250	0	250	20.8
Kai Millner	3	16	13	121	134	44.7
Damien Moore	9	22	101	0	101	11.2
Ashton Stredick	3	3	19	0	19	6.3
Ashton Hayes	7	1	14	0	14	2.0
Mason Mangum	3	1	5	0	5	1.7
Jackson Sirmon	12	1	2	0	2	0.2
Mavin Anderson	12	2	-2	0	-2	-0.2
J.Michael Sturdivant	12	2	-8	0	-8	-0.7
Team	12	0	-6	0	-6	-0.5
Total	12	785	1159	3216	4375	364.6
Opponents	12	883	1789	3354	5143	428.6

PUNTING	NO	YDS	AVG	LG	TB	FC	I20	50+	BLK
Jamieson Sheahan	65	2934	45.1	65	5	21	21	20	0
Total	65	2934	45.1	65	5	21	21	20	0
Opponents	55	2314	42.1	60	2	19	18	9	0

KICKOFFS	NO	YDS	AVG	TB	OB	RETN	NET	YDLN
Michael Luckhurst	44	279	62.0	21	1			
Dario Longhetto	13	826	63.5	8	0			
Total	57	3555	62.4	29	1	22	39.5	25
Opponents	63	3999	63.5	36	1	19	41.3	23

INDIVIDUAL STATISTICS

ALL PURPOSE	G	RUSH	REC	PR	KR	IR	TOTAL	AVG/G
Jaydn Ott	12	897	321	0	0	0	1218	101.5
Jeremiah Hunter	11	0	965	203	0	0	1168	106.2
J.Michael Sturdivant	12	-8	755	0	0	0	747	62.3
Mavin Anderson	12	-2	372	0	101	0	471	39.3
DeCarlos Brooks	12	250	18	0	0	0	268	22.3
Ashton Hayes	7	14	0	0	241	0	255	36.4
Monroe Young	12	0	231	0	0	0	231	19.3
Keleki Latu	12	0	207	0	0	0	207	17.3
Damien Moore	9	101	24	0	0	0	125	13.9
Justin Richard Baker	6	0	55	37	0	0	92	15.3
Elijah Mojarro	12	0	78	0	0	0	78	6.5
Mason Starling	2	0	70	0	0	0	70	35.0
Daniel Scott	12	0	0	0	0	59	59	4.9
Tommy Christakos	9	0	43	0	0	0	43	4.8
Jermaine Terry II	12	0	41	0	0	0	41	3.4
Craig Woodson	12	0	0	0	0	41	41	3.4
Mason Mangum	3	5	31	0	0	0	36	12.0
Oluwafemi Oladejo	12	0	0	0	0	26	26	2.2
Ashton Stredick	3	19	0	0	0	0	19	6.3
Kai Millner	3	13	0	0	0	0	13	4.3
Andy Alfieri	4	0	5	0	0	0	5	1.3
Jackson Simmon	12	2	0	0	0	1	3	0.3
Jack Plummer	12	-126	0	0	0	0	-126	-10.5
Team	12	-6	0	0	0	0	-6	-0.5
Total	12	1159	3216	240	342	127	5084	432.7
Opponents	12	1789	3354	228	456	31	5858	488.2

DEFENSIVE STATISTICS

DEFENSIVE LEADERS	GP	UA	TACKLES		TFL-YDS	SACKS		PASS DEFENSE		QBH	FUMBLES		BLKD	
			A	TOT		NO-YDS	INT-YDS	BRUP	FR-YDS		FF	KICK	SAF	
Jackson Sirmon	12	49	55	104	6-18	3.5-12	1-1	4	-	-	0-37	1	-	-
Oluwafemi Oladejo	12	43	48	91	4.5-16	1-4	1-26	1	2	2	1-0	1	-	-
Daniel Scott	12	57	28	85	2.5-7	.	3-59	4	2	-	2	-	-	-
Craig Woodson	12	53	22	75	3-8	-	2-41	3	2	-	1	-	-	-
Myles Jernigan	12	21	30	51	5-23	4-22	-	1	3	1-0	1	-	-	-
Ricky Correia	12	16	21	37	1-7	0.5-4	-	-	-	-	-	-	-	-
Ethan Saunders	12	13	23	36	1-6	0.5-5	-	-	-	-	-	-	-	-
Jeremiah Earby	12	19	17	36	0.5-1	-	1-0	11	-	2-36	-	-	-	-
Xavier Carlton	12	20	16	36	6.5-31	4.5-26	-	1	3	1-0	-	-	-	-
Collin Gamble	8	21	11	32	6-21	1-9	-	3	-	-	1	-	-	-
Nate Burrell	12	15	13	28	-	-	-	1	1	1-0	-	-	-	-
Isaiah Young	12	19	7	26	0.5-1	-	2-0	-	-	-	-	-	-	-
Miles Williams	11	16	9	25	2.5-5	-	-	2	1	-	-	-	-	-
Muelu Iosefa	6	12	8	20	1-2	-	-	-	1	-	-	-	-	-
Lu-Magia Hearn III	6	9	6	15	1-3	-	-	4	-	-	-	-	-	-
Tyson McWilliams	6	9	5	14	1-1	-	-	-	-	-	-	-	-	-
Jaedon Roberts	11	6	8	14	0.5-1	-	-	-	1	-	-	-	-	-
Nate Rutchena	12	7	6	13	1-1	-	-	-	-	-	-	-	-	-
Raymond Woodie III	10	7	5	12	0.5-1	-	-	-	-	-	-	-	-	-
Blake Antzoulatos	10	7	4	11	0.5-3	-	-	-	-	-	-	-	-	-
Braxten Croteau	7	6	4	10	1.5-7	-	-	-	-	-	-	-	-	-
Darius Long Jr.	11	4	5	9	1-4	-	-	1	-	-	-	-	-	-
Orin Patu	12	5	2	7	2-8	1-3	1-0	-	1	-	1	-	-	-
Myles Williams	10	4	3	7	1-4	1-4	-	-	-	-	-	-	-	-
Hunter Barth	12	3	2	5	-	-	-	-	-	1-0	-	-	-	-
Odua Isibor	4	4	1	5	1-1	-	-	-	-	-	-	-	-	-
Ryan Puskas	7	3	2	5	1-8	1-8	-	-	1	-	-	-	-	-
Henry Ikaiahifo	11	2	3	5	1-13	1-13	-	-	-	-	-	-	-	-
Dejuan Butler	9	2	2	4	-	-	-	-	-	-	1	-	-	-
Demetric Jackson Jr.	7	1	2	3	-	-	-	-	-	-	-	-	-	-
Slater Zellers	12	2	1	3	-	-	-	-	-	-	-	-	-	-
Michael Luckhurst	12	3	-	3	-	-	-	-	-	-	-	-	-	-
Akili Calhoun	4	-	3	3	-	-	-	-	-	-	-	-	-	-
Elijah Mojarro	12	1	1	2	-	-	-	-	-	-	-	-	-	-
Gunnar Rask	7	-	2	2	-	-	-	-	1	-	-	-	-	-
DeCarlos Brooks	12	1	1	2	-	-	-	-	-	-	-	-	-	-
Kenden Robinson Jr.	12	1	1	2	-	-	-	-	-	-	-	-	-	-
Brayden Rohme	10	1	-	1	-	-	-	-	-	-	-	-	-	-
Spencer Lovell	3	1	-	1	-	-	-	-	-	-	-	-	-	-
Monroe Young	12	1	-	1	-	-	-	-	-	-	-	-	-	-
Jeremiah Hunter	11	-	1	1	-	-	-	-	-	-	-	-	-	-
Trey Paster	8	-	1	1	-	-	-	-	-	-	-	-	-	-
Mavin Anderson	12	1	-	1	-	-	-	-	-	-	-	-	-	-
Damien Moore	9	1	-	1	-	-	-	-	-	-	-	-	-	-
J.Michael Sturdivant	12	-	1	1	-	-	-	-	-	-	-	-	-	-
Total	12	466	380	846	53-201	19-110	11-127	35	19	7-73	9	0	0	0
Opponents	12	419	296	715	73-359	31-251	9-31	34	36	3-0	7	2	0	0



TEAM GAME-BY-GAME STATISTICS

DATE	OPPONENT	RUSHING				RECEIVING				PASSING				KICK RET			PUNT RET			TOTAL			
		NO	YDS	TD	LG	NO	YDS	TD	LG	C-A-I	YDS	TD	LG	NO	YDS	TD	LG	NO	YDS	TD	LG	OFF	DEF
09/03/2022	UC Davis	34	147	0	18	23	268	3	36	23-35-1	268	3	36	1	15	0	15	3	17	0	13	415	
09/10/2022	UNLV	32	92	1	23	28	278	1	37	28-39-1	278	1	37	2	23	0	21	1	13	0	13	370	
09/17/2022	at Notre Dame	31	112	1	24	16	184	1	33	16-37-0	184	1	33	1	23	0	23	2	16	0	17	296	
09/24/2022	Arizona	38	354	4	73	18	245	3	37	18-28-0	245	3	37	1	18	0	18	2	32	0	21	599	
10/01/2022	at Washington State	25	32	1	18	24	279	0	49	24-37-0	279	0	49	0	0	0	0	0	0	0	0	311	
10/15/2022	at Colorado	22	35	0	23	29	262	1	24	29-52-1	262	1	24	0	0	0	0	5	71	0	26	297	
10/22/2022	Washington	31	61	0	12	21	245	3	48	21-34-0	245	3	48	2	22	0	12	1	0	0	0	306	
10/29/2022	Oregon	26	74	0	16	28	328	3	57	28-44-2	328	3	57	0	0	0	0	0	0	0	0	402	
11/05/2022	at USC	24	63	2	22	35	406	3	58	35-49-1	406	3	58	6	115	0	31	2	21	0	13	469	
11/12/2022	at Oregon State	16	9	0	15	22	147	0	40	22-34-1	147	0	40	2	37	0	20	0	0	0	0	156	
11/19/2022	Stanford	22	113	1	21	23	280	1	44	23-43-2	280	1	44	1	31	0	31	4	43	0	22	393	
11/25/2022	UCLA	18	67	0	14	24	294	4	49	24-34-0	294	4	49	3	58	0	23	2	27	0	20	361	
Total		319	1159	10	73	291	3216	23	58	291-466-9	3216	23	58	19	342	0	31	22	240	0	26	4375	
Opponents		426	1789	19	60	300	3354	23	59	300-457-11	3354	23	59	23	456	0	33	23	228	1	55	5143	

Games: 12
 Avg/rush: 3.6
 Avg/catch: 11.1
 Pass effc: 132.8
 KR avg: 18.0
 PR avg: 10.9
 All purpose avg/game: 423.7
 Total offense avg/game: 364.6

DATE	OPPONENT	TACKLES				SACKS		FUMBLE		INT-YDS	PASS DEFENSE			BLKD KICK	PAT ATTEMPTS		OFF SAF	T/O	PTS
		UA	A	TOTAL	TFL-YDS	NO-YDS	FF	FR-YDS	QBH		BRK	PBU	RUSH		RCV				
09/03/2022	UC Davis	45	20	65	4.0-13	2-10	0	0-0	2-39	3	6	0	4-4	0	0	0	7	34	
09/10/2022	UNLV	26	36	62	6.0-30	4-23	1	0-0	1-0	3	2	0	2-2	0	0	0	0	20	
09/17/2022	at Notre Dame	27	60	87	4.0-13	2-10	0	1-0	0-0	0	1	0	2-2	0	0	0	7	17	
09/24/2022	Arizona	36	18	54	6.0-26	2-11	1	1-0	2-19	2	3	0	7-7	0	0	0	14	49	
10/01/2022	at Washington State	32	28	60	4.0-18	1-10	0	0-0	2-2	3	2	0	0-0	0	0	0	0	9	
10/15/2022	at Colorado	45	18	63	8.0-28	1-9	3	2-0	1-1	2	4	0	1-1	0	0	0	3	13	
10/22/2022	Washington	44	30	74	2.0-12	2-12	0	0-0	0-0	1	3	0	3-3	0	0	0	0	21	
10/29/2022	Oregon	35	46	81	4.0-10	0-0	0	0-0	2-26	0	1	0	3-3	0	0	0	0	24	
11/05/2022	at USC	40	16	56	1.0-8	0-0	0	1-0	0-0	0	1	0	3-4	0	1	0	0	35	
11/12/2022	at Oregon State	37	40	77	5.0-7	0-0	1	1-33	0-0	1	5	0	1-1	0	0	0	7	10	
11/19/2022	Stanford	47	20	67	4.0-16	4-16	2	1-40	1-40	2	5	0	1-1	0	1	0	15	27	
11/25/2022	UCLA	52	48	100	5.0-20	1-9	1	0-0	0-0	2	2	0	4-4	0	0	0	0	28	
Total		466	380	846	53.0-201	19-110	9	7-73	11-127	19	35	0	31-32	0	2	0	53	287	
Opponents		419	296	715	73.0-359	31-251	7	3-0	9-31	36	34	2	39-40	0	2	0	24	334	

DATE	OPPONENT	PUNTING				FIELD GOALS						KICKOFFS						
		NO	YDS	AVG	LONG	BLKD	TB	FC	50+	I20	MD-ATT	LONG	BLKD	NO	YDS	AVG	TB	OB
09/03/2022	UC Davis	5	249	49.8	65	0	0	1	3	2	2-2	41	0	6	390	65.0	3	0
09/10/2022	UNLV	4	186	46.5	50	0	2	2	1	1	2-3	30	0	5	325	65.0	5	0
09/17/2022	at Notre Dame	6	297	49.5	54	0	1	1	3	1	1-2	34	0	4	241	60.3	2	0
09/24/2022	Arizona	4	170	42.5	49	0	0	2	0	2	0-0	0	0	8	520	65.0	5	1
10/01/2022	at Washington State	9	399	44.3	51	0	1	2	3	3	1-1	42	0	3	195	65.0	3	0
10/15/2022	at Colorado	4	190	47.5	54	0	1	0	3	2	2-4	34	0	3	195	65.0	2	0
10/22/2022	Washington	6	250	41.7	47	0	0	4	0	2	0-0	0	0	4	249	62.3	2	0
10/29/2022	Oregon	5	215	43.0	52	0	0	2	1	0	1-2	28	1	5	309	61.8	2	0
11/05/2022	at USC	5	205	41.0	43	0	0	1	0	2	0-0	0	0	5	268	53.6	1	0
11/12/2022	at Oregon State	6	291	48.5	53	0	0	1	3	1	1-2	36	0	3	193	64.3	0	0
11/19/2022	Stanford	5	229	45.8	56	0	0	2	2	3	2-2	54	0	6	349	58.2	2	0
11/25/2022	UCLA	5	216	43.2	52	0	0	3	1	2	0-0	0	0	5	321	64.2	2	0
Total		64	2897	45.3	65	0	5	21	20	21	12-18	54	1	57	3555	62.4	29	1
Opponents		55	2314	42.1	60	0	2	19	9	18	11-15	61	0	63	3999	63.5	36	1



OPPONENT GAME-BY-GAME STATISTICS

DATE	OPPONENT	RUSHING				RECEIVING				PASSING				KICK RET				PUNT RET				TOTAL	
		NO	YDS	TD	LG	NO	YDS	TD	LG	C-A-I	YDS	TD	LG	NO	YDS	TD	LG	NO	YDS	TD	LG	OFF	DEF
09/03/2022	UC Davis	27	145	1	60	32	242	1	25	32-50-2	242	1	25	2	41	0	26	3	11	0	7	387	
09/10/2022	UNLV	31	103	1	31	18	206	1	33	18-33-1	206	1	33	0	0	0	0	0	0	0	0	309	
09/17/2022	at Notre Dame	41	147	1	14	17	150	2	36	17-23-0	150	2	36	2	34	0	18	4	22	0	10	297	
09/24/2022	Arizona	26	129	2	21	27	401	2	32	27-45-2	401	2	32	2	50	0	28	0	0	0	0	530	
10/01/2022	at Washington State	25	69	1	23	27	343	3	47	27-40-2	343	3	47	0	0	0	0	4	60	0	34	412	
10/15/2022	at Colorado	35	118	1	18	22	210	1	41	22-34-1	210	1	41	1	32	0	32	2	15	0	18	328	
10/22/2022	Washington	32	102	1	12	36	374	2	36	36-51-0	374	2	36	1	24	0	24	1	6	0	6	476	
10/29/2022	Oregon	40	174	3	18	27	412	3	40	27-35-2	412	3	40	1	22	0	22	2	23	0	21	586	
11/05/2022	at USC	28	155	2	27	26	360	4	59	26-41-0	360	4	59	4	66	0	25	3	16	0	11	515	
11/12/2022	at Oregon State	45	166	2	15	18	196	2	37	18-27-0	196	2	44	3	82	0	33	3	76	1	55	362	
11/19/2022	Stanford	32	129	1	43	29	271	1	21	29-48-1	271	1	21	4	38	0	19	1	-1	0	0	400	
11/25/2022	UCLA	64	352	3	21	21	189	1	32	21-30-0	189	1	32	3	67	0	27	0	0	0	0	541	
Opponents		426	1789	19	60	300	3354	23	59	300-457-11	3354	23	59	23	456	0	33	23	228	1	55	5143	
California		319	1159	10	73	291	3216	23	58	291-466-9	3216	23	58	19	342	0	31	22	240	0	26	4375	

Games: 12
 Avg/rush: 4.2
 Avg/catch: 11.2
 Pass effic: 139.1
 KR avg: 19.8
 PR avg: 9.9
 All purpose avg/game: 488.2
 Total offense avg/game: 428.6

DATE	OPPONENT	TACKLES			TFL-YDS	SACKS NO-YDS	FUMBLE FF FR-YDS	INT-YDS	PASS DEFENSE			BLKD KICK	PAT ATTEMPTS		OFF SAF	T/O	PTS
		UA	A	TOTAL					QBH	BRK	PBU		RUSH	RCV			
09/03/2022	UC Davis	40	26	66	4.0-25	2-21	0 0-0	1-0	2	2	0	1-2	0	0	0	0	13
09/10/2022	UNLV	45	12	57	8.0-40	4-29	1 0-0	1-12	1	1	0	2-2	0	0	0	0	14
09/17/2022	at Notre Dame	18	46	64	8.0-53	6-47	0 0-0	0-0	5	3	0	3-3	0	0	0	0	24
09/24/2022	Arizona	26	44	70	2.0-4	0-0	0 0-0	0-0	2	2	0	4-4	0	0	0	0	31
10/01/2022	at Washington State	27	42	69	7.0-45	4-32	0 0-0	0-0	2	4	0	4-4	0	0	0	0	28
10/15/2022	at Colorado	49	10	59	10.0-36	2-16	1 1-0	1-0	7	4	0	2-2	0	0	0	0	20
10/22/2022	Washington	37	26	63	9.0-33	5-28	0 0-0	0-0	1	2	0	2-2	0	1	0	0	28
10/29/2022	Oregon	36	22	58	4.0-30	2-20	0 0-0	2-7	2	4	1	6-6	0	0	0	7	42
11/05/2022	at USC	46	14	60	9.0-27	3-17	0 0-0	1-12	3	4	1	5-5	0	0	0	7	41
11/12/2022	at Oregon State	26	24	50	6.0-49	2-35	2 0-0	1-0	5	4	0	5-5	0	0	0	7	38
11/19/2022	Stanford	38	18	56	6.0-17	1-6	1 0-0	2-0	4	2	0	2-2	0	0	0	0	20
11/25/2022	UCLA	31	12	43	0.0-0	0-0	2 2-0	0-0	2	2	0	3-3	0	1	0	3	35
Opponents		419	296	715	73.0-359	31-251	7 3-0	9-31	36	34	2	39-40	0	2	0	24	334
California		466	380	846	53.0-201	19-110	9 7-73	11-127	19	35	0	31-32	0	2	0	53	287

DATE	OPPONENT	PUNTING							FIELD GOALS				KICKOFFS					
		NO	YDS	AVG	LONG	BLKD	TB	FC	50+	I20	MD-ATT	LONG	BLKD	NO	YDS	AVG	TB	OB
09/03/2022	UC Davis	5	194	38.8	51	0	0	1	1	2	0-1	0	0	3	168	56.0	0	0
09/10/2022	UNLV	5	208	41.6	56	0	0	3	1	0	0-0	0	0	2	127	63.5	0	0
09/17/2022	at Notre Dame	7	319	45.6	57	0	1	3	2	3	1-1	47	0	5	324	64.8	4	0
09/24/2022	Arizona	4	186	46.5	60	0	1	0	1	1	1-1	37	0	6	390	65.0	5	0
10/01/2022	at Washington State	5	196	39.2	49	0	0	3	0	3	0-0	0	0	5	325	65.0	5	0
10/15/2022	at Colorado	6	257	42.8	45	0	0	1	0	1	2-2	31	0	4	260	65.0	4	0
10/22/2022	Washington	3	113	37.7	49	0	0	1	0	1	2-3	40	0	6	374	62.3	2	1
10/29/2022	Oregon	2	72	36.0	37	0	0	1	0	1	0-0	0	0	7	452	64.6	6	0
11/05/2022	at USC	5	198	39.6	45	0	0	2	0	0	0-0	0	0	7	431	61.6	1	0
11/12/2022	at Oregon State	2	83	41.5	49	0	0	1	0	1	1-2	49	0	7	446	63.7	4	0
11/19/2022	Stanford	8	351	43.9	59	0	0	2	2	4	2-2	61	0	4	247	61.8	2	0
11/25/2022	UCLA	3	137	45.7	52	0	0	1	2	1	2-3	26	0	7	455	65.0	3	0
Opponents		55	2314	42.1	60	0	2	19	9	18	11-15	61	0	63	3999	63.5	36	1
California		64	2897	45.3	65	0	5	21	20	21	12-18	54	1	57	3555	62.4	29	1

TEAM GAME-BY-GAME COMPARISON

DATE	OPPONENT	SCORE	FIRST DOWNS		PASS	PEN	RUSHING NUMBER-YARDS	PASSING COMP-ATT-INT	YARDS	TOTAL OFFENSE PLAYS-YARDS	RETURN YARDS	TURN- OVERS
			TOTAL	RUSH								
09/03/2022	UC Davis	34-13	24/19	9/6	15/13	0/0	34-147/27-145	23-35-1/32-50-2	268/242	69-415/77-387	71/52	1/2
09/10/2022	UNLV	20-14	25/17	5/7	13/9	7/1	32-192/31-103	28-39-1/18-33-1	278/206	71-370/64-309	36/12	1/1
09/17/2022	at Notre Dame	17-24	18/17	7/8	8/7	3/2	31-112/41-147	16-37-0/17-23-0	184/150	68-296/64-297	39/56	0/1
09/24/2022	Arizona	49-31	27/31	12/8	12/21	3/2	38-354/26-129	18-28-0/27-45-2	245/401	66-599/71-530	69/50	0/3
10/01/2022	at Washington State	9-28	13/21	4/5	9/15	0/1	25-32/25-69	24-37-0/27-40-2	279/343	62-311/65-412	2/60	0/2
10/15/2022	at Colorado	13-20 (OT)	19/17	3/6	13/9	3/2	22-35/35-118	29-52-1/22-34-1	262/210	74-297/69-328	72/47	2/3
10/22/2022	Washington	21-28	18/28	5/9	12/19	1/0	31-61/32-102	21-34-0/36-51-0	245/374	65-306/83-476	22/30	0/0
10/29/2022	Oregon	24-42	21/31	6/11	14/18	1/2	26-74/40-174	28-44-2/27-35-2	328/412	70-402/75-586	26/52	2/2
11/05/2022	at USC	35-41	22/24	5/7	14/17	3/0	24-63/28-155	35-49-1/26-41-0	406/360	73-469/69-515	136/94	1/1
11/12/2022	at Oregon State	10-38	10/21	3/11	7/9	0/1	16-9/45-166	22-34-1/18-27-0	147/196	50-156/72-362	70/158	1/1
11/19/2022	Stanford	27-20	19/22	7/6	10/15	2/1	22-113/32-129	23-43-2/29-48-1	280/271	65-393/80-400	154/37	2/2
11/25/2022	UCLA	28-35	15/33	2/23	12/10	1/0	18-67/64-352	24-34-0/21-30-0	294/189	52-361/94-541	85/67	2/0
Totals		287-334	231/281	68/107	139/162	24/12	319-1159/426/1789	291-466-9/300-457-11	3216/3354	785-4375/883-5143	782/715	12/18

DATE	OPPONENT	3RD DOWN CONVERSION	4TH DOWN CONVERSION	TIME OF POSSESSION	TOP MARGIN	AVG YDS/RUSH	AVG YDS/PASS	AVG YDS/PLAY	PUNTING NUMBER-AVG	PENALTIES NUMBER-YARDS	SACKS
09/10/2022	UNLV	5-15/1-12	2-2/1-5	35:37/24:23	11:14	2.9/3.3	7.1/6.2	5.2/4.8	4-46.5/5-41.6	5-40/8-105	4/4
9/17/2022	at Notre Dame	4-15/3-12	1-3/0-0	26:58/33:02	-6:04	3.6/3.6	5.0/6.5	4.4/4.6	6-49.5/7-45.6	6-59/8-66	2/6
9/24/2022	Arizona	4-9/3-10	1-1/1-1	33:14/26:46	6:28	9.3/5.0	8.8/8.9	9.1/7.5	4-42.5/4-46.5	7-80/8-76	2/0
10/01/2022	at Washington State	5-16/6-14	0-2/2-2	31:31/28:29	3:02	1.3/2.8	7.5/8.6	5.0/6.3	9-44.3/5-39.2	7-55/5/35	1/4
10/15/2022	at Colorado	5-17/8-17	1-3/0-1	30:06/29:54	0:12	1.6/3.4	5.0/6.2	4.0/4.8	4-47.5/6-42.8	5-40/6/75	1/2
10/22/2022	Washington	6-15/10-17	2-3/0-1	24:35/35:25	-10:50	2.0/3.2	7.2/7.3	4.7/5.7	6-41.7/3-37.7	2-15/9-65	2/5
10/29/2022	Oregon	4-15/5-10	2-2/1-3	28:02/31:58	-3:56	2.8/4.4	7.5/11.8	5.7/7.8	5-43.0/2-36.0	5-30/4-30	0/2
11/05/2022	at USC	8-15/5-12	1-2/1-1	31:56/28:04	3:52	2.6/5.5	8.3/8.8	6.4/7.5	5-41.0/5-39.6	5-35/5-36	0/3
11/12/2022	at Oregon State	4-13/7-15	0-1/3-3	23:22/36:38	-13:16	0.6/3.7	4.3/7.3	3.1/5.0	6-48.5/2-41.5	5-30/2-24	0/2
11/19/2022	Stanford	4-14/4-15	1-2/1-1	26:00/34:00	-8:00	5.1/4.0	6.5/5.6	6.0/5.0	6-44.3/8-43.9	6-62/7-60	4/1
11/25/2022	UCLA	3-10/7-17	1-2/2-3	23:10/36:50	-13:40	3.7/5.5	8.6/6.3	6.9/5.8	5-43.2/3-45.7	5-34/7-45	1/0
Totals		59-167/66-169	12-23/15-26	344:30/375:30	-31:00	3.6/4.2	6.9/7.3	5.6/5.8	65-45.1/55-42.1	63-535/72-648	19/31

Note: Game totals are displayed in the format TEAM/OPPONENT for each category

RED-ZONE RESULTS

CALIFORNIA INSIDE OPPONENT RED-ZONE

DATE	OPPONENT	SCORE	TIMES IN RZ	TIMES SCORED	TOTAL PTS	TDS	RUSH TDS	PASS TDS	FGS MADE	FAILED TO SCORE INSIDE RZ					GAME
										FGA	DOWN	INT	FUMB	HALF	
09/03/2022	UC Davis	W, 34-13	4	4	24	3	0	3	1	1	0	0	0	0	0
09/10/2022	UNLV	W, 20-14	5	4	20	2	1	1	2	2	0	1	0	0	0
09/17/2022	at Notre Dame	L, 17-24	3	3	17	2	1	1	1	1	0	0	0	0	0
09/24/2022	Arizona	W, 49-31	4	4	28	4	2	2	0	0	0	0	0	0	0
10/01/2022	at Washington State	L, 9-28	1	1	6	1	1	0	0	0	0	0	0	0	0
10/15/2022	at Colorado	L, 13-20 (OT)	5	3	13	1	0	1	2	2	2	0	0	0	0
10/22/2022	Washington	L, 21-28	2	2	14	2	0	2	0	0	0	0	0	0	0
10/29/2022	Oregon	L, 24-42	4	3	17	2	0	2	1	2	0	0	0	0	0
11/05/2022	at USC	L, 35-41	4	4	28	4	2	2	0	0	0	0	0	0	0
11/12/2022	at Oregon State	L, 10-38	2	1	3	0	0	0	1	1	1	0	0	0	0
11/19/2022	Stanford	W, 27-20	5	3	16	2	1	1	1	1	0	2	0	0	0
11/25/2022	UCLA	L, 28-35	1	1	7	1	0	1	0	0	0	0	0	0	0
Totals			41	32	191	24	16	8	8	9	6	1	1	0	0

33 of 40 (82.5%)

OPPONENTS INSIDE CALIFORNIA RED-ZONE

DATE	OPPONENT	SCORE	TIMES IN RZ	TIMES SCORED	TOTAL PTS	TDS	RUSH TDS	PASS TDS	FGS MADE	FAILED TO SCORE INSIDE RZ					GAME
										FGA	DOWN	INT	FUMB	HALF	
09/03/2022	UC Davis	W, 34-13	2	1	7	1	0	1	0	0	1	0	0	0	0
09/10/2022	UNLV	W, 20-14	2	1	7	1	0	1	0	0	1	0	0	0	0
09/17/2022	at Notre Dame	L, 17-24	2	2	14	2	1	1	0	0	0	0	0	0	0
09/24/2022	Arizona	W, 49-31	5	4	24	3	2	1	1	1	0	0	1	0	0
10/01/2022	at Washington State	L, 9-28	3	3	21	3	1	2	0	0	0	0	0	0	0
10/15/2022	at Colorado	L, 13-20 (OT)	4	4	20	2	1	1	2	2	0	0	0	0	0
10/22/2022	Washington	L, 21-28	4	3	18	2	1	1	1	2	0	0	0	0	0
10/29/2022	Oregon	L, 24-42	7	4	28	4	3	1	0	0	2	1	0	0	0
11/05/2022	at USC	L, 35-41	6	5	34	5	2	3	0	0	0	0	0	0	1
11/12/2022	at Oregon State	L, 10-38	4	4	28	4	2	2	0	0	0	0	0	0	0
11/19/2022	Stanford	W, 27-20	2	2	14	2	1	1	0	0	0	0	0	0	0
11/25/2022	UCLA	L, 28-35	7	6	35	4	3	1	2	3	0	0	0	0	0
Totals			48	39	250	33	17	16	6	8	4	1	1	0	1

39 of 48 (81.3%)

BY-QUARTER STATISTICS

3RD-DOWN CONVERSIONS

DATE	OPPONENT	SCORE	OVERALL		1ST QTR		2ND QTR		3RD QTR		4TH QTR		OVERTIME	
09/03/2022	UC Davis	W, 34-13	7-13	53.8%	0-2	0.0%	3-4	75.0%	2-4	50.0%	2-3	66.7%	0-0	0.0%
09/10/2022	UNLV	W, 20-14	5-15	33.3%	2-3	66.7%	1-5	20.0%	1-3	33.3%	1-4	25.0%	0-0	0.0%
09/17/2022	at Notre Dame	L, 17-24	4-15	26.7%	1-5	20.0%	2-3	66.7%	1-2	50.0%	0-5	0.0%	0-0	0.0%
09/24/2022	Arizona	W, 49-31	4-9	44.4%	0-2	0.0%	2-2	100.0%	2-3	66.7%	0-2	0.0%	0-0	0.0%
10/01/2022	at Washington State	L, 9-28	5-16	31.3%	1-4	25.0%	2-5	40.0%	0-2	0.0%	2-5	40.0%	0-0	0.0%
10/15/2022	at Colorado	L, 13-20 (OT)	5-17	29.4%	2-6	33.0%	1-3	33.3%	1-4	25.0%	1-3	33.3%	0-1	0.0%
10/22/2022	Washington	L, 21-28	6-15	40.0%	0-2	0.0%	1-4	25.0%	4-4	100.0%	1-5	20.0%	0-0	0.0%
10/29/2022	Oregon	L, 24-42	4-15	26.7%	0-4	0.0%	1-4	25.0%	1-4	25.0%	2-3	66.7%	0-0	0.0%
11/05/2022	at USC	L, 35-41	8-15	53.3%	0-1	0.0%	3-6	50.0%	0-2	0.0%	5-6	83.3%	0-0	0.0%
11/12/2022	at Oregon State	L, 10-38	4-13	30.8%	1-3	33.3%	0-4	0.0%	1-2	50.0%	2-4	50.0%	0-0	0.0%
11/19/2022	Stanford	W, 27-20	4-14	28.6%	1-3	33.3%	0-4	0.0%	1-4	25.0%	2-3	66.7%	0-0	0.0%
11/25/2022	UCLA	L, 28-35	3-10	30.0%	1-3	33.3%	0-1	0.0%	2-4	50.0%	0-2	0.0%	0-0	0.0%
Total			59-167	35.3%	9-38	23.7%	16-45	35.6%	16-38	42.1%	18-45	40.0%	0-1	0.0%
Opponents			66-169	39.1%	13-43	30.2%	15-45	33.3%	16-30	53.3%	21-50	42.0%	1-1	100.0%

4TH-DOWN CONVERSIONS

DATE	OPPONENT	SCORE	OVERALL		1ST QTR		2ND QTR		3RD QTR		4TH QTR		OVERTIME	
09/03/2022	UC Davis	W, 34-13	0-0	0.0%	0-0	0.0%	0-0	0.0%	0-0	0.0%	0-0	0.0%	0-0	0.0%
09/10/2022	UNLV	W, 20-14	2-2	100.0%	1-1	100.0%	1-1	100.0%	0-0	0.0%	0-0	0.0%	0-0	0.0%
09/17/2022	at Notre Dame	L, 17-24	1-3	33.3%	0-0	0.0%	0-0	0.0%	0-0	0.0%	1-3	33.3%	0-0	0.0%
09/24/2022	Arizona	W, 49-31	1-1	100.0%	0-0	0.0%	0-0	0.0%	1-1	100.0%	0-0	0.0%	0-0	0.0%
10/01/2022	at Washington State	L, 9-28	0-2	0.0%	0-0	0.0%	0-1	0.0%	0-0	0.0%	0-1	0.0%	0-0	0.0%
10/15/2022	at Colorado	L, 13-20 (OT)	1-3	33.3%	0-0	0.0%	0-1	0.0%	1-1	100.0%	0-0	0.0%	0-1	0.0%
10/22/2022	Washington	L, 21-28	2-3	66.7%	0-0	0.0%	1-1	100.0%	0-0	0.0%	1-2	50.0%	0-0	0.0%
10/29/2022	Oregon	L, 24-42	2-2	100.0%	0-0	0.0%	0-0	0.0%	1-1	100.0%	1-1	100.0%	0-0	0.0%
11/05/2022	at USC	L, 35-41	1-2	50.0%	0-0	0.0%	0-1	0.0%	0-0	0.0%	1-1	0.0%	0-0	0.0%
11/12/2022	at Oregon State	L, 10-38	0-1	0.0%	0-0	0.0%	0-1	0.0%	0-0	0.0%	0-0	0.0%	0-0	0.0%
11/19/2022	Stanford	W, 27-20	1-2	50.0%	0-0	0.0%	1-2	50.0%	0-0	0.0%	0-0	0.0%	0-0	0.0%
11/25/2022	UCLA	L, 28-35	1-2	50.0%	0-0	0.0%	1-1	100.0%	0-0	0.0%	0-1	0.0%	0-0	0.0%
Total			12-23	52.2%	1-1	100.0%	4-9	44.4%	3-3	100.0%	4-9	44.4%	0-1	0.0%
Opponents			15-26	57.7%	6-8	75.0%	3-5	60.0%	1-4	25.0%	5-9	55.6%	0-0	0.0%

TIME OF POSSESSION

DATE	OPPONENT	SCORE	OVERALL	1ST QTR	2ND QTR	3RD QTR	4TH QTR	OVERTIME
09/03/2022	UC Davis	W, 34-13	29:59	3:40	10:07	9:10	7:02	0:00
09/10/2022	UNLV	W, 20-14	35:37	9:00	11:51	8:47	5:59	0:00
09/17/2022	at Notre dame	L, 17-24	26:58	8:53	5:09	6:12	6:44	0:00
09/24/2022	Arizona	W, 49-31	33:14	4:28	10:22	6:17	12:07	0:00
10/01/2022	at Washington State	L, 9-28	31:31	6:09	12:01	5:02	8:19	0:00
10/15/2022	at Colorado	L, 13-20 (OT)	30:06	7:12	7:53	6:57	8:04	0:00
10/22/2022	Washington	L, 21-28	24:35	3:23	6:02	7:18	7:52	0:00
10/29/2022	Oregon	L, 24-42	28:02	7:08	7:24	7:54	5:36	0:00
11/05/2022	at USC	L, 35-41	31:56	3:48	11:04	6:52	10:12	0:00
11/12/2022	at Oregon State	L, 10-38	23:22	6:38	6:09	1:51	8:44	0:00
11/19/2022	Stanford	W, 27-20	26:00	5:22	7:13	4:45	8:40	0:00
11/25	UCLA	L, 28-35	23:10	5:17	6:51	7:03	3:59	0:00
Totals			344:30	70:58	102:06	78:08	93:18	0:00
	Avg.		28:42	5:55	8:31	6:31	7:46	0:00
Opponents			375:30	93:10	93:46	76:10	112:24	0:00
	Avg.		31:38	7:46	7:49	6:21	9:22	0:00

SUPERLATIVES

CAL TEAM GAME HIGHS

Rushes	38	Arizona (09/24/2022)
Yards Rushing	354	Arizona (09/24/2022)
Yards Per Rush	9.3	Arizona (09/24/2022)
TD Rushes	4	Arizona (09/24/2022)
Pass Attempts	52	at Colorado (10/15/2022)
Pass Completions	35	at USC (11/05/2022)
Yards Passing	406	at USC (11/05/2022)
Yards Per Pass	8.8	Arizona (09/24/2022)
TD Passes	4	UCLA (11/25/2022)
Total Plays	74	at Colorado (10/15/2022)
Total Offense	599	Arizona (09/24/2022)
Yards Per Play	9.1	Arizona (09/24/2022)
Points	49	Arizona (09/24/2022)
Sacks By	4	UNLV (11/25/2022)
	4	Stanford (11/19/2022)
First Downs	27	Arizona (09/24/2022)
Penalties	7	Arizona (09/24/2022)
	7	at Washington State (10/01/2022)
Penalty Yards	80	Arizona (09/24/2022)
Turnovers	2	at Colorado (10/15/2022)
	2	Oregon (10/29/2022)
	2	Stanford (11/19/2022)
	2	UCLA (11/25/2022)
Punts	9	at Washington State (10/01/2022)
Punting Avg	49.8	UC Davis (09/02/2022)
Long Punt	65	UC Davis (09/02/2022)
Punts inside 20	3	at Washington State (10/01/2022)
	3	at Stanford (10/01/2022)
Long Punt Return	26	at Colorado (10/15/2022)

CAL INDIVIDUAL GAME HIGHS

Rushes	19	Jaydn Ott vs. Arizona (09/24/2022)
Yards Rushing	274	Jaydn Ott vs. Arizona (09/24/2022)
TD Rushes	3	Jaydn Ott vs. Arizona (09/24/2022)
Long Rush	73	Jaydn Ott vs. Arizona (09/24/2022)
Pass Attempts	52	Jack Plummer at Colorado (10/15/2022)
Pass Completions	35	Jack Plummer at USC (11/05/2022)
Yards Passing	406	Jack Plummer at USC (11/05/2022)
TD Passes	4	Jack Plummer vs. UCLA (11/25/2022)
Long Pass	58	Jack Plummer at USC (11/25/2022)
Receptions	8	J.Michael Sturdivant vs. Washington (10/22/2022)
	8	J.Michael Sturdivant at USC (10/22/2022)
	8	Jeremiah Hunter vs. UCLA (11/25/2022)
	8	Jaydn Ott vs. UCLA (11/25/2022)
Yards Receiving	153	Jeremiah Hunter vs. UCLA (11/25/2022)
TD Receptions	2	J.Michael Sturdivant vs. Washington (10/22/2022)
	2	Jeremiah Hunter vs. UCLA (11/25/2022)
Long Reception	58	Jeremiah Hunter at USC (11/05/2022)
Field Goals	2	Dario Longhetto, 4 Times
Long Field Goal	54	Dario Longhetto vs. Stanford (11/19/2022)
Punts	9	Jamieson Sheahan at Washington State (10/01/2022)
Punting Avg	49.8	Jamieson Sheahan vs. UC Davis (09/03/2022)
Long Punt	65	Jamieson Sheahan vs. UC Davis (09/03/2022)
Punts inside 20	3	Jamieson Sheahan at Washington State (10/01/2022)
	3	Jamieson Sheahan vs. Stanford (11/19/2022)
Long Punt Return	26	Justin Richard Baker at Colorado (10/15/2022)
Long Kickoff Return	31	Ashton Hayes at USC (11/05/2022)
	31	Ashton Hayes vs. Stanford (11/19/2022)
Tackles	17	Oluwafemi Oladejo vs. UCLA (11/25/2022)
Sacks	1.5	Xavier Carlton vs. UC Davis (09/03/2022)
	1.5	Jackson Sirmon at Notre Dame (09/17/2022)
Tackles For Loss	3.0	Collin Gamble at Colorado (10/15/2022)
Interceptions	1	11 Times

OPPONENT TEAM GAME HIGHS

Rushes	64	UCLA (11/25/2022)
Yards Rushing	352	UCLA (11/25/2022)
Yards Per Rush	5.5	at USC (11/05/2022)
TD Rushes	3	Oregon (10/29/2022)
	3	UCLA (11/25/2022)
Pass Attempts	51	Washington (10/22/2022)
Pass Completions	36	Washington (10/22/2022)
Yards Passing	412	Oregon (10/29/2022)
Yards Per Pass	11.8	Oregon (10/29/2022)
TD Passes	4	at USC (11/05/2022)
Total Plays	94	UCLA (11/25/2022)
Total Offense	586	Oregon (10/29/2022)
Yards Per Play	7.8	Oregon (10/29/2022)
Points	42	Oregon (10/29/2022)
Sacks By	6	at Notre Dame (09/17/2022)
First Downs	33	UCLA (11/25/2022)
Penalties	9	Washington (10/22/2022)
Penalty Yards	105	UNLV (09/10/2022)
Turnovers	3	Arizona (09/24/2022)
	3	Colorado (10/15/2022)
Punts	8	Stanford (11/19/2022)
Punting Avg	46.5	Arizona (09/24/2022)
Long Punt	60	Arizona (09/24/2022)
Punts inside 20	4	Stanford (11/19/2022)
Long Punt Return	55	at Oregon State (11/12/2022)

OPPONENT INDIVIDUAL GAME HIGHS

Rushes	24	Zach Charbonnet, UCLA (11/25/2022)
Yards Rushing	119	Zach Charbonnet, UCLA (11/25/2022)
TD Rushes	3	Bo Nix, Oregon (10/29/2022)
Long Rush	60	Ulonzo Gilliam, UC Davis (09/03/2022)
Pass Attempts	51	Michael Penix Jr., Washington (10/22/2022)
Pass Completions	36	Michael Penix Jr., Washington (10/22/2022)
Yards Passing	412	Bo Nix, Oregon (10/29/2022)
TD Passes	4	Caleb Williams, at USC (11/05/2022)
Long Pass	59	Caleb Williams, at USC (11/05/2022)
Receptions	8	Dorian Singer, Arizona (09/24/2022)
	8	Renard Bill, at Washington State (10/01/2022)
	8	Montana LEMONIOUS-Craig, at Colorado (10/15/2022)
	8	Jalen McMillian, vs. Washington (10/22/2022)
	8	Tre'Shaun Harrison, at Oregon State (11/12/2022)
	8	Elijah Higgins, vs. Stanford (11/19/2022)
Yards Receiving	133	Jacob Cowing, vs. Arizona (09/24/2022)
TD Receptions	2	Michael Jackson III, at USC (11/05/2022)
Long Reception	59	Michael Jackson III, at USC (11/05/2022)
Field Goals	2	Cole Becker, at Colorado (10/15/2022)
	2	Peyton Henry, vs. Washington (10/22/2022)
	2	Joshua Karty, vs. Stanford (11/19/2022)
	2	Nicholas Barr-Mira, vs. UCLA (11/25/2022)
Long Field Goal	61	Joshua Karty, vs. Stanford (11/19/2022)
Punts	8	Ryan Sanborn, vs. Stanford (11/19/2022)
Punting Avg	48.0	Jayden de Laura, vs. Arizona (09/24/2022)
Long Punt	60	Kyle Ostendorp, vs. Arizona (09/24/2022)
Punts inside 20	4	Ryan Sanborn, vs. Stanford (11/19/2022)
Long Punt Return	55	Anthony Gould, at Oregon State (11/12/2022)
Long Kickoff Return	33	Silas Bolden, at Oregon State (11/12/2022)
Tackles	11	Jaden Hicks, at Washington State (10/01/2022)
	11	Bryson Shaw, at USC (11/05/2022)
Sacks	2.0	Jacob Lacey, at Notre Dame (09/17/2022)
	2.0	Bralen Trice, vs. Washington (10/22/2022)
	2.0	DJ Johnson, vs. Oregon (10/29/2022)
	2.0	Tuli Tuipulotu, at USC (11/05/2022)
Tackles For Loss	2.5	Josh Chandler-Semedo, at Colorado (10/15/2022)
	2.5	Bralen Trice, vs. Washington (10/22/2022)
	2.5	Tuli Tuipulotu, at USC (11/05/2022)
Interceptions	1	Nine Times

GAMES PLAYED/STARTED

NAME	GP/GS	UCD	UNLV	UD	UA	WSU	CU	UW	ORE	USC	OSU	STAN	UCLA
Ender Aguilar	4/2	XXX	XXX	START	START	XXX	...
Andy Alfieri	4/0	XXX	XXX	...	XXX	XXX
Nick Alftin	11/0	XXX	XXX	XXX	XXX	...	XXX	XXX	XXX	XXX	XXX	XXX	XXX
Mavin Anderson	12/8	START	START	START	XXX	XXX	START	START	START	START	XXX	START	XXX
Blake Antzoulatos	10/0	XXX	XXX	XXX	XXX	XXX	XXX	XXX	XXX	XXX	XXX
Justin Richard Baker	6/0	XXX	XXX	XXX	XXX	XXX	...	XXX
Hunter Barth	12/0	XXX	XXX	XXX	XXX	XXX	XXX	XXX	XXX	XXX	XXX	XXX	XXX
DeCarlos Brooks	12/0	XXX	XXX	XXX	XXX	XXX	XXX	XXX	XXX	XXX	XXX	XXX	XXX
Jackson Brown	2/0	XXX	XXX
Nate Burrell	12/7	XXX	XXX	XXX	START	START	START	XXX	START	XXX	START	START	START
Dejuan Butler	9/0	XXX	...	XXX	XXX	XXX	XXX	XXX	XXX	XXX	XXX
Akili Calhoun	4/0	XXX	XXX	XXX	XXX
Xavier Carlton	12/7	XXX	XXX	START	XXX	XXX	START	START	XXX	START	START	START	START
Tommy Christakos	9/0	XXX	...	XXX	XXX	XXX	XXX	XXX	XXX	XXX	XXX
Matthew Cindric	6/6	START	START	START	START	START	START
Ben Coleman	11/11	START	START	START	START	START	START	START	START	START	...	START	START
Ricky Correia	12/6	START	START	XXX	XXX	XXX	XXX	START	START	START	START	XXX	XXX
Braxten Croteau	7/1	START	XXX	XXX	XXX	XXX	XXX	XXX
Grant Daley	4/0	XXX	...	XXX	XXX	XXX
Brian Driscoll	12/12	START	START	START	START	START	START	START	START	START	START	START	START
Jeremiah Earby	12/7	XXX	XXX	XXX	XXX	START	XXX	START	START	START	START	START	START
Kaleb Elarms-Orr	10/0	XXX	XXX	XXX	XXX	XXX	XXX	XXX	XXX	XXX	XXX
Collin Gamble	8/8	START	START	START	START	START	START	START	START
Trond Grizzell	1/0	XXX
Colin Hamilton	1/0	XXX
Ashton Hayes	7/0	XXX	...	XXX	...	XXX	XXX	XXX	XXX	XXX
Lu-Magia Hearn III	6/5	START	START	START	START	XXX	START
Kaleb Higgins	4/0	...	XXX	XXX	XXX	XXX
Jeremiah Hunter	11/11	START	START	START	START	START	START	...	START	START	START	START	START
Ieremia Ieremia	3/0	XXX	...	XXX	XXX	...	XXX	...	XXX	XXX
Henry Ikahihifo	11/0	XXX	XXX	XXX	XXX	...	XXX	XXX	XXX	XXX	XXX	XXX	XXX
Fatu Iosefa	2/0	XXX	XXX
Muelu Iosefa	6/3	XXX	XXX	START	START	START	XXX	...
Odua Isibor	4/2	START	START	XXX	XXX	...
Demetric Jackson Jr.	7/0	XXX	XXX	XXX	XXX	XXX	XXX	XXX	...
Myles Jernigan	12/11	XXX	START	START	START	START	START	START	START	START	START	START	START
Everett Johnson	8/1	XXX	XXX	XXX	XXX	XXX	XXX	START	XXX	...
Jeffrey Johnson	7/0	XXX	XXX	XXX	...	XXX	XXX	XXX	...	XXX
Jordan King	4/0	XXX	XXX	XXX	XXX	XXX	...
Keleki Latu	12/0	XXX	XXX	XXX	XXX	XXX	XXX	XXX	XXX	XXX	XXX	XXX	XXX
Darius Long Jr.	11/1	XXX	XXX	START	...	XXX	XXX	XXX	XXX	XXX	XXX	XXX	XXX
Dario Longhetto	12/0	XXX	XXX	XXX	XXX	XXX	XXX	XXX	XXX	XXX	XXX	XXX	XXX
Spencer Lovell	3/0	START	START	START
Mason Mangum	3/0	XXX	XXX	XXX
Malcolm McClure	1/0	XXX
Evan McLurkin	1/0	XXX
Tyson McWilliams	6/2	XXX	XXX	XXX	XXX	START	START
Kai Miller	3/0	XXX	XXX	XXX
Elijah Mojarro	12/3	XXX	XXX	XXX	START	START	XXX	XXX	XXX	XXX	XXX	XXX	START
Damien Moore	9/2	START	START	XXX	XXX	...	XXX	XXX	XXX	XXX	XXX
Oluwafemi Oladejo	12/10	START	START	START	START	START	XXX	XXX	START	START	START	START	START
Jaydn Ott	12/10	XXX	XXX	START	START	START	START	START	START	START	START	START	START
Trey Paster	8/0	...	XXX	XXX	XXX	XXX	XXX	XXX	XXX	XXX
Orin Patu	12/0	XXX	XXX	XXX	XXX	XXX	XXX	XXX	XXX	XXX	XXX	XXX	XXX
Ryan Puskas	7/1	...	XXX	XXX	START	...	XXX	XXX	XXX	XXX
Trent Ramsey	1/0	XXX
Gunnar Rask	7/0	XXX	...	XXX	XXX	XXX	...	XXX	XXX	XXX
Jaedon Roberts	11/0	XXX	XXX	XXX	XXX	XXX	XXX	XXX	XXX	XXX	XXX	XXX	...
Kenden Robinson Jr.	2/0	XXX	XXX
Chris Rogers	4/0	XXX	XXX	XXX	XXX
Nate Rutchena	12/0	XXX	XXX	XXX	XXX	XXX	XXX	XXX	XXX	XXX	XXX	XXX	XXX
Ethan Saunders	12/12	START	START	START	START	START	START	START	START	START	START	START	START
T.J. Session	11/7	XXX	XXX	XXX	START	START	START	START	START	XXX	...	START	START
Jamieson Sheahan	12/0	XXX	XXX	XXX	XXX	XXX	XXX	XXX	XXX	XXX	XXX	XXX	XXX
Jackson Sirmon	12/12	START	START	START	START	START	START	START	START	START	START	START	START
Mason Starling	2/1	XXX	START
Ashton Stredick	3/0	XXX	XXX	...	XXX
J.Michael Sturdivant	12/12	START	START	START	START	START	START	START	START	START	START	START	START
Bastian Swinney	1/0	XXX
Beaux Tagaloa	1/0	XXX
Jermaine Terry II	12/12	START	START	START	START	START	START	START	START	START	START	START	START
Sioape Vatikanani	12/9	XXX	XXX	XXX	START	START	START	START	START	START	START	START	START
Miles Williams	11/3	XXX	XXX	XXX	XXX	...	XXX	XXX	XXX	START	XXX	START	START
Myles Williams	10/0	...	XXX	XXX	XXX	XXX	XXX	XXX	XXX	XXX	...	XXX	XXX
Julian Womack	1/0	XXX
Raymond Woodie III	10/0	XXX	XXX	XXX	XXX	XXX	XXX	XXX	XXX	XXX	XXX
Craig Woodson	12/12	START	START	START	START	START	START	START	START	START	START	START	START
Isaiah Young	12/10	START	START	START	START	START	START	START	START	START	START	XXX	XXX
Monroe Young	12/1	XXX	XXX	XXX	XXX	XXX	XXX	XXX	XXX	XXX	START	XXX	XXX
Slater Zellers	12/0	XXX	XXX	XXX	XXX	XXX	XXX	XXX	XXX	XXX	XXX	XXX	XXX

GAME-BY-GAME STARTERS

UC Davis (September 3)

WR (X)	3	Jeremiah Hunter	S	2	Craig Woodson
TE	4	Jermaine Terry II	ILB	8	Jackson Sirmon
WR (Z)	7	J. Michael Sturdivant	ILB	10	Oluwafemi Oladejo
SLOT	11	Mavin Anderson	CB	15	Lu-Magia Hearn III
QB	13	Jack Plummer	NB	21	Collin Gamble
RB	28	Damien Moore	S	32	Daniel Scott
RG	54	Spencer Lovell	CB	41	Isaiah Young
LG	60	Brian Driscoll	OLB	52	Braxton Croteau
LT	62	Ben Coleman	DL	91	Ricky Correia
RT	63	Brayden Rohme	OLB	97	Odua Isibor
C	73	Matthew Cindric	DL	99	Ethan Saunders

Washington (October 22)

TE	4	Jermaine Terry II	S	2	Craig Woodson
RB	6	Jaydn Ott	ILB	8	Jackson Sirmon
WR (Z)	7	J. Michael Sturdivant	NB	21	Collin Gamble
SLOT	11	Mavin Anderson	CB	29	Jeremiah Earby
QB	13	Jack Plummer	S	32	Daniel Scott
WR (X)	18	Mason Starling	OLB	33	Myles Jernigan
C	60	Brian Driscoll	CB	41	Isaiah Young
LG	62	Ben Coleman	OLB	44	Xavier Carlton
LT	63	Ricky Correia	ILB	55	Muelu Iosefa
LG	71	Sioape Vatikani	DL	91	Ricky Correia
RT	72	T.J. Session	DL	99	Ethan Saunders

UNLV (September 10)

WR (X)	3	Jeremiah Hunter	S	2	Craig Woodson
TE	4	Jermaine Terry II	ILB	8	Jackson Sirmon
WR (Z)	7	J. Michael Sturdivant	ILB	10	Oluwafemi Oladejo
SLOT	11	Mavin Anderson	CB	15	Lu-Magia Hearn III
QB	13	Jack Plummer	NB	21	Collin Gamble
RB	28	Damien Moore	S	32	Daniel Scott
RG	54	Spencer Lovell	OLB	33	Myles Jernigan
LG	60	Brian Driscoll	CB	41	Isaiah Young
LT	62	Ben Coleman	DL	91	Ricky Correia
RT	63	Brayden Rohme	OLB	97	Odua Isibor
C	73	Matthew Cindric	DL	99	Ethan Saunders

Oregon (October 29)

WR (X)	3	Jeremiah Hunter	S	2	Craig Woodson
TE	4	Jermaine Terry II	MLB	8	Jackson Sirmon
RB	6	Jaydn Ott	OLB	10	Oluwafemi Oladejo
WR (Z)	7	J. Michael Sturdivant	NB	21	Collin Gamble
SLOT	11	Mavin Anderson	CB	29	Jeremiah Earby
QB	13	Jack Plummer	S	32	Daniel Scott
C	60	Brian Driscoll	OLB	33	Myles Jernigan
LG	62	Ben Coleman	CB	41	Isaiah Young
LT	63	Brayden Rohme	DL	91	Ricky Correia
RG	71	Sioape Vatikani	DL	98	Nate Burrell
RT	72	T.J. Session	DL	99	Ethan Saunders

at Notre Dame (September 17)

WR (X)	3	Jeremiah Hunter	S	2	Craig Woodson
TE	4	Jermaine Terry II	ILB	8	Jackson Sirmon
RB	6	Jaydn Ott	ILB	10	Oluwafemi Oladejo
WR (Z)	7	J. Michael Sturdivant	CB	15	Lu-Magia Hearn III
SLOT	11	Mavin Anderson	NB	21	Collin Gamble
QB	13	Jack Plummer	S	32	Daniel Scott
RG	54	Spencer Lovell	OLB	33	Myles Jernigan
LG	60	Brian Driscoll	CB	41	Isaiah Young
LT	62	Ben Coleman	OLB	44	Xavier Carlton
RT	63	Brayden Rohme	DL	49	Darius Long Jr.
C	73	Matthew Cindric	DL	99	Ethan Saunders

at USC (November 5)

WR (X)	3	Jeremiah Hunter	S	2	Craig Woodson
TE	4	Jermaine Terry II	ILB	8	Jackson Sirmon
RB	6	Jaydn Ott	ILB	10	Oluwafemi Oladejo
WR (Z)	7	J. Michael Sturdivant	NB	13	Miles Williams
SLOT	11	Mavin Anderson	CB	29	Jeremiah Earby
QB	13	Jack Plummer	S	32	Daniel Scott
C	60	Brian Driscoll	OLB	33	Myles Jernigan
LG	62	Ben Coleman	CB	41	Isaiah Young
LT	63	Brayden Rohme	OLB	44	Xavier Carlton
RG	71	Sioape Vatikani	DL	91	Ricky Correia
RT	79	Ender Aguilar	DL	99	Ethan Saunders

Arizona (September 24)

WR (X)	3	Jeremiah Hunter	S	2	Craig Woodson
TE	4	Jermaine Terry II	ILB	8	Jackson Sirmon
RB	6	Jaydn Ott	OLB	10	Oluwafemi Oladejo
WR (Z)	7	J. Michael Sturdivant	CB	15	Lu-Magia Hearn III
QB	13	Jack Plummer	NB	21	Collin Gamble
C	60	Brian Driscoll	S	32	Daniel Scott
LT	62	Ben Coleman	OLB	33	Myles Jernigan
LG	71	Sioape Vatikani	CB	41	Isaiah Young
RT	72	T.J. Session	ILB	59	Ryan Puskas
RG	73	Matthew Cindric	DL	98	Nate Burrell
TE	81	Elijah Mojarro	DL	99	Ethan Saunders

at Oregon State (November 12)

WR (X)	3	Jeremiah Hunter	S	2	Craig Woodson
TE	4	Jermaine Terry II	ILB	8	Jackson Sirmon
RB	6	Jaydn Ott	ILB	10	Oluwafemi Oladejo
WR (Z)	7	J. Michael Sturdivant	CB	29	Jeremiah Earby
QB	13	Jack Plummer	S	32	Daniel Scott
SLOT	14	Monroe Young	OLB	33	Myles Jernigan
C	60	Brian Driscoll	CB	41	Isaiah Young
LT	63	Brayden Rohme	OLB	44	Xavier Carlton
RG	71	Sioape Vatikani	DL	91	Ricky Correia
LG	77	Everett Johnson	DL	98	Nate Burrell
RT	79	Ender Aguilar	DL	99	Ethan Saunders

at Washington State (Oct 1)

WR (X)	3	Jeremiah Hunter	S	2	Craig Woodson
TE	4	Jermaine Terry II	ILB	8	Jackson Sirmon
RB	6	Jaydn Ott	OLB	10	Oluwafemi Oladejo
WR (Z)	7	J. Michael Sturdivant	NB	21	Collin Gamble
QB	13	Jack Plummer	CB	29	Jeremiah Earby
C	60	Brian Driscoll	S	32	Daniel Scott
LT	62	Ben Coleman	OLB	33	Myles Jernigan
LG	71	Sioape Vatikani	CB	41	Isaiah Young
RT	72	T.J. Session	ILB	55	Muelu Iosefa
RG	73	Matthew Cindric	DL	98	Nate Burrell
TE	81	Elijah Mojarro	DL	99	Ethan Saunders

Stanford (November 19)

WR (X)	3	Jeremiah Hunter	S	2	Craig Woodson
TE	4	Jermaine Terry II	ILB	8	Jackson Sirmon
RB	6	Jaydn Ott	ILB	10	Oluwafemi Oladejo
WR (Z)	7	J. Michael Sturdivant	CB	11	Tyson McWilliams
SLOT	11	Mavin Anderson	NB	13	Miles Williams
QB	13	Jack Plummer	CB	29	Jeremiah Earby
C	60	Brian Driscoll	S	32	Daniel Scott
LG	62	Ben Coleman	OLB	33	Myles Jernigan
LT	63	Brayden Rohme	OLB	44	Xavier Carlton
RG	71	Sioape Vatikani	DL	98	Nate Burrell
RT	72	T.J. Session	DL	99	Ethan Saunders

at Colorado (October 15)

WR (X)	3	Jeremiah Hunter	S	2	Craig Woodson
TE	4	Jermaine Terry II	ILB	8	Jackson Sirmon
RB	6	Jaydn Ott	CB	15	Lu-Magia Hearn III
WR (Z)	7	J. Michael Sturdivant	NB	21	Collin Gamble
SLOT	11	Mavin Anderson	S	32	Daniel Scott
QB	13	Jack Plummer	OLB	33	Myles Jernigan
C	60	Brian Driscoll	CB	41	Isaiah Young
LT	62	Ben Coleman	OLB	44	Xavier Carlton
LG	71	Sioape Vatikani	ILB	55	Muelu Iosefa
RT	72	T.J. Session	DL	98	Nate Burrell
RG	73	Matthew Cindric	DL	99	Ethan Saunders

UCLA (November 25)

WR (X)	3	Jeremiah Hunter	S	2	Craig Woodson
TE	4	Jermaine Terry II	ILB	8	Jackson Sirmon
RB	6	Jaydn Ott	ILB	10	Oluwafemi Oladejo
WR (Z)	7	J. Michael Sturdivant	CB	11	Tyson McWilliams
QB	13	Jack Plummer	NB	13	Miles Williams
C	60	Brian Driscoll	CB	29	Jeremiah Earby
LG	62	Ben Coleman	S	32	Daniel Scott
LT	63	Brayden Rohme	OLB	33	Myles Jernigan
RG	71	Sioape Vatikani	OLB	44	Xavier Carlton
RT	72	T.J. Session	DL	98	Nate Burrell
TE	81	Elijah Mojarro	DL	99	Ethan Saunders

INDIVIDUAL GAME-BY-GAME

KAI MILLNER	COMP	ATT	INT	PCT	YARDS	TD	LONG	SACKED	EFFIC.
at Washington State	1	4	0	25.0	7	0	7	0-0	39.7
Oregon	8	11	0	72.7	114	2	55	0-0	219.8
Total	9	15	0	60.0	121	2	55	0-0	171.8

JACK PLUMMER	COMP	ATT	INT	PCT	YARDS	TD	LONG	SACKED	EFFIC.
UC Davis	23	35	1	65.7	268	3	36	2-21	152.6
UNLV	28	39	1	71.8	278	1	37	4-29	135.0
at Notre Dame	16	37	0	43.2	184	1	33	6-47	93.9
Arizona	18	28	0	64.3	245	3	37	0-0	173.1
at Washington State	23	33	0	69.7	272	0	49	4-32	138.9
at Colorado	29	52	1	55.8	262	1	24	2-16	100.6
Washington	21	34	0	61.8	245	3	48	5-28	151.4
Oregon	20	33	2	60.6	214	1	57	2-20	113.0
at USC	35	49	1	71.4	406	3	58	3-17	157.2
at Oregon State	22	34	1	64.7	147	0	40	2-35	95.1
Stanford	23	43	2	53.5	280	1	44	1-6	106.6
UCLA	24	34	0	70.6	294	4	49	0-0	182.0
Total	282	451	9	62.5	3095	21	58	31-251	131.5

RUSHING	NO-YDS/TD	UCD	UNLV	UD	UA	WSU	CU	UW	ORE	USC	OSU	STAN	UCLA
Jaydn Ott	170-897/8	17-104/0	7-52/1	13-33/0	19-274/3	17-70/1	16-47/0	14-38/0	14-57/0	14-50/2	8-20/0	18-97/1	13-55/0
DeCarlos Brooks	59-250/1	8-35/0	10-22/0	5-43/0	10-32/1	-	-	10-43/0	4-15/0	6-23/0	3-9/0	1-18/0	2-9/0
Jack Plummer	52-(-126)/1	3-(-10)/0	7-(-16)/0	12-34-1	-	7-(-28)/0	3-(-16)/0	5-(-28)/0	4-(-31)/0	4-(-10)/0	3-(-20)/0	3-(-3)/0	1-(-2)/0
Damien Moore	22-101/0	3-6/0	6-26/0	-	5/31/0	DNP	2-5/0	2-8/0	3-20/0	-	1-5/0	DNP	DNP
Ashton Stredick	3-19/0	2-13/0	-	DNP	1-6/0	DNP	DNP	DNP	DNP	DNP	DNP	DNP	DNP
Mavin Anderson	2-(-2)/0	-	1-3/0	-	-	-	-	-	-	-	1-(-5)/0	-	-
J.Michael Sturdivant	2-(-8)/0	-	-	1-2/0	-	1-(-10)/0	-	-	-	-	-	-	-
Ashton Hayes	1-14/0	DNP	DNP	DNP	1-14/0	DNP	-	DNP	-	-	-	-	-
Kai Millner	1-13/0	-	DNP	DNP	DNP	-	DNP	DNP	1-13/0	DNP	DNP	DNP	DNP
Mason Mangum	1-5/0	-	1/5-0	-	DNP	DNP	DNP	DNP	DNP	DNP	DNP	DNP	DNP
Jackson Simon	1-2/0	-	-	-	-	-	-	-	-	-	-	-	1-2/0

RECEIVING	NO-YDS/TD	UCD	UNLV	UD	UA	WSU	CU	UW	ORE	USC	OSU	STAN	UCLA
J.Michael Sturdivant	65-755/7	4-55/0	6-49/0	4-61/1	3-60/1	6-71/0	6-45/1	8-104/2	6-71/1	8-54/0	4-45/0	5-70/0	5-70/1
Jeremiah Hunter	60-965/5	6-78/1	5-79/0	5-66/0	5-82/1	6-109/0	3-34/0	DNP	5-96/0	6-102/1	6-63/0	5-103/0	8-153/2
Jaydn Ott	46-321/3	2-26/1	3-16/1	2-11/0	2-10/0	7-40/0	3-14/0	2-16/0	3-10/0	7-70/0	4-6/0	3-51/0	8-51/1
Mavin Anderson	37-372/3	2-12/1	5-48/0	4-38/0	-	1-1/0	6-61/0	3-53/1	4-23/0	5-87/1	-	7-49/0	-
Monroe Young	23-231/3	2-46/0	1-1/0	-	3-22/0	1-22/0	-	1-13/0	2-17/1	5-66/1	4-18/0	2-8/1	2-18/0
Keleki Latu	18-207/1	2-14/0	4-45/0	-	2/26-1	2-36/0	3-41/0	-	2-20/0	2-14/0	1-11/0	-	-
Elijah Mojarro	8-78/0	1-10/0	-	-	3-45/0	-	1-14/0	1-0/0	1-1/0	1-7/0	-	1-(-1)/0	-
Mason Starling	7-70/0	DNP	DNP	DNP	DNP	DNP	3-21/0	4-49/0	DNP	DNP	DNP	DNP	DNP
Jermaine Terry II	7-41/0	-	-	1-8/0	-	1-0/0	2-22/0	1-0/0	1-11/0	-	1-0/0	-	-
Damien Moore	5-24/0	1-0/0	1-7/0	-	-	DNP	-	1-10/0	-	1-6/0	1-1/0	DNP	DNP
Tommy Christakos	4-43/0	1-17/0	DNP	-	-	-	1-6/0	-	2-20/0	-	-	DNP	DNP
Justin Richard Baker	1-55/1	DNP	DNP	DNP	DNP	DNP	-	-	1-55/1	-	-	DNP	-
Mason Mangum	1-31/0	-	1/31/0	-	DNP	DNP	DNP	DNP	DNP	DNP	DNP	DNP	DNP

PUNT RETURNS	NO-YDS/TD	UCD	UNLV	ND	UA	WSU	CU	UW	ORE	USC	OSU	STAN	UCLA
Jeremiah Hunter	19-203/0	3-17/0	1-13/0	2-16/0	2-32/0	-	3-34/0	DNP	-	2-21/0	-	4-43/0	2-27
Justin Richard Baker	3-37/0	DNP	DNP	DNP	DNP	DNP	2-37	1-0	-	-	-	DNP	-

KICK RETURNS	NO-YDS/TD	UCD	UNLV	ND	UA	WSU	CU	UW	ORE	USC	OSU	STAN	UCLA
Ashton Hayes	12-241/0	DNP	DNP	DNP	-	DNP	-	DNP	-	6-115/0	2-37/0	1-31/0	3-58/0
Mavin Anderson	7-101/0	1-15	2-23	1-23	1-18	-	-	2-22	-	-	-	-	-

INTERCEPTION RETURNS	NO-YDS/TD	UCD	UNLV	ND	UA	WSU	CU	UW	ORE	USC	OSU	STAN	UCLA
Daniel Scott	3-59/0	-	-	-	1-19/0	1-0/0	-	-	-	-	-	1-40/0	-
Craig Woodson	2-41/1	1-39/1	-	-	-	1-2/0	-	-	-	-	-	-	-
Isaiah Young	2-0/0	-	1-0/0	-	1-0/0	-	-	-	-	-	-	-	-
Oluwafemi Oladejo	1/26-0	-	-	-	-	-	-	-	1-26/0	-	-	-	-
Jackson Simon	1-1/0	-	-	-	-	-	1-1/0	-	-	-	-	-	-
Jeremiah Earby	1-0/0	1-0/0	-	-	-	-	-	-	-	-	-	-	-
Orin Patu	1/26-0	-	-	-	-	-	-	-	1-0/0	-	-	-	-

INDIVIDUAL GAME-BY-GAME

FUMBLE RETURNS	NO-YDS/TD	UCD	UNLV	ND	UA	WSU	CU	UW	ORE	USC	OSU	STAN	UCLA
Jeremiah Earby	2-36/1	-	-	-	-	-	-	-	-	-	1-33/0	1-3/0	-
Oluwafemi Oladejo	1-0/0	-	-	1-0/0	-	-	-	-	-	-	-	-	-
Hunter Barth	1-0/0	-	-	-	-	-	-	-	-	1-0/0	-	-	-
Myles Jernigan	1-0/0	-	-	-	1-0/0	-	-	-	-	-	-	-	-
Xavier Carlton	1-0/0	-	-	-	-	-	1-0/0	-	-	-	-	-	-
Nate Burrell	1-0/0	-	-	-	-	-	1-0/0	-	-	-	-	-	-
Jackson Simon	0-37/1	-	-	-	-	-	-	-	-	-	-	0-37/1	-

FUMBLES	NO-LOST	UCD	UNLV	ND	UA	WSU	CU	UW	ORE	USC	OSU	STAN	UCLA
Jack Plummer	5-1	-	1-0	-	-	-	1-1	-	1-0	-	2-0	-	-
Jaydn Ott	1-1	-	-	-	-	-	-	-	-	-	-	-	1-1
Jeremiah Hunter	1-0	-	-	-	-	-	-	DNP	-	-	-	-	1-0
Mavin Anderson	1-0	-	-	-	-	-	-	1-0	-	-	-	-	-
Ashton Hayes	1-0	DNP	DNP	DNP	-	DNP	-	DNP	-	1-0	-	-	-
Jeremiah Earby	1-0	-	-	-	-	-	-	-	-	-	-	1-0	-

FUMBLES FORCED	NO	UCD	UNLV	ND	UA	WSU	CU	UW	ORE	USC	OSU	STAN	UCLA
Daniel Scott	2	-	-	-	-	-	-	-	-	-	-	1	1
Craig Woodson	1	-	-	-	-	-	-	-	-	-	1	-	-
Jackson Simon	1	-	1	-	-	-	-	-	-	-	-	-	-
Oluwafemi Oladejo	1	-	-	-	-	-	-	-	-	-	-	1	-
Collin Gamble	1	-	-	-	-	-	1	-	-	DNP	DNP	DNP	DNP
Dejuan Butler	1	-	DNP	-	-	-	1	-	-	DNP	DNP	-	-
Myles Jernigan	1	-	-	-	-	-	1	-	-	-	-	-	-
Orin Patu	1	-	-	-	1	-	-	-	-	DNP	DNP	-	-

FUMBLES RECOVERED	NO	UCD	UNLV	ND	UA	WSU	CU	UW	ORE	USC	OSU	STAN	UCLA
Jeremiah Earby	2	-	-	-	-	-	-	-	-	-	1	1	-
Oluwafemi Oladejo	1	-	-	1	-	-	-	-	-	-	-	-	-
Hunter Barth	1	-	-	-	-	-	-	-	-	1	-	-	-
Myles Jernigan	1	-	-	-	1	-	-	-	-	-	-	-	-
Xavier Carlton	1	-	-	-	-	-	1	-	-	-	-	-	-
Nate Burrell	1	-	-	-	-	-	1	-	-	-	-	-	-

ALL PURPOSE YARDS	TOTAL	UCD	UNLV	ND	UA	WSU	CU	UW	ORE	USC	OSU	STAN	UCLA
Jaydn Ott	1218	130	68	44	284	110	61	54	67	120	26	148	106
Jeremiah Hunter	1168	95	92	82	114	109	68	DNP	96	123	63	146	180
J. Michael Sturdivant	747	55	49	63	60	61	45	104	71	54	45	70	70
Mavin Anderson	471	27	74	61	18	1	61	75	23	87	-5	49	-
DeCarlos Brooks	268	40	24	43	32	-	4	43	16	30	9	18	9
Ashton Hayes	255	DNP	DNP	DNP	14	DNP	-	DNP	-	115	37	31	58
Monroe Young	231	46	1	-	22	22	-	13	17	66	18	8	18
Keleki Latu	207	14	45	-	26	36	41	-	20	14	11	-	-
Damien Moore	125	6	33	-	31	DNP	5	18	20	6	6	DNP	DNP
Justin Richard Baker	92	DNP	DNP	DNP	DNP	DNP	37	-	55	-	-	DNP	-
Elijah Mojarro	78	10	-	-	45	-	14	-	4	-	3	-	2
Mason Starling	70	DNP	DNP	DNP	DNP	DNP	21	49	DNP	DNP	DNP	DNP	DNP
Daniel Scott	59	-	-	-	19	-	-	-	-	-	-	40	-
Tommy Christakos	43	17	DNP	-	-	-	6	-	20	-	-	DNP	DNP
Craig Woodson	41	39	-	-	-	2	-	-	-	-	-	-	-
Jermaine Terry II	41	-	-	8	-	-	22	-	11	-	-	-	-
Jackson Simon	40	-	-	-	-	-	1	-	-	-	-	37	2
Mason Mangum	36	-	36	-	DNP	DNP	DNP	DNP	DNP	DNP	DNP	DNP	DNP
Oluwafemi Oladejo	26	-	-	-	-	-	-	-	26	-	-	-	-
Ashton Stredick	19	13	-	DNP	6	DNP	DNP	DNP	DNP	DNP	DNP	DNP	DNP
Kai Millner	13	-	DNP	6	DNP	DNP	DNP	DNP	13	DNP	DNP	DNP	DNP
Andy Alfieri	5	5	-	DNP	-	-	DNP	DNP	DNP	DNP	DNP	DNP	DNP
Jack Plummer	-126	-10	-16	34	-	-28	-16	-28	-31	-10	-20	-3	2



INDIVIDUAL GAME-BY-GAME

TOTAL TACKLES	UA-A-TOT	UCD	UNLV	ND	UA	WSU	CU	UW	ORE	USC	OSU	STAN	UCLA
Jackson Simmon	49-55-104	6-2-8	4-5-9	4-11-15	3-1-4	7-1-8	5-3-8	6-5-11	4-9-13	2-3-5	1-4-5	1-4-5	6-7-13
Oluwafemi Oladejo	43-48-91	6-0-6	3-7-10	2-10-12	1-1-2	1-1-2	-	0-1-1	5-6-11	4-2-6	8-5-13	6-5-11	7-10-17
Daniel Scott	57-28-85	3-0-3	4-2-6	2-3-5	5-2-7	4-2-6	3-2-5	5-3-8	5-4-9	2-0-2	4-4-8	8-2-10	12-4-16
Craig Woodson	53-22-75	1-2-3	2-3-5	3-1-4	7-0-7	4-1-5	5-1-6	5-1-6	7-3-10	10-1-11	2-2-4	4-2-6	3-5-8
Myles Jernigan	21-30-51	2-3-5	1-3-4	1-5-6	0-2-2	0-2-2	4-1-5	2-3-5	2-1-3	2-1-3	2-4-6	4-1-5	1-4-5
Ricky Correia	16-21-37	3-1-4	1-1-2	1-5-6	2-1-3	1-3-4	-	0-5-5	1-1-2	0-1-0	-	3-0-3	4-3-7
Xavier Carlton	20-16-36	1-2-3	2-1-3	0-2-2	-	1-2-3	2-0-2	2-3-5	-	3-0-3	1-3-4	5-1-6	3-2-5
Jeremiah Earby	19-17-36	0-1-0	1-0-1	1-0-1	1-1-2	3-1-4	1-2-3	5-1-6	0-4-4	0-1-1	2-1-3	1-1-2	4-4-8
Ethan Saunders	13-23-36	1-1-2	0-1-1	1-3-4	1-0-1	1-2-3	2-2-4	0-3-3	1-2-3	1-2-3	1-3-4	4-1-5	0-3-3
Collin Gamble	21-11-32	1-2-3	1-3-4	2-2-4	2-1-3	6-2-8	6-1-7	2-0-2	1-0-1	DNP	DNP	DNP	DNP
Nate Burrell	15-13-28	1-0-1	0-2-2	2-1-3	0-1-1	1-1-2	0-2-2	2-0-2	0-1-1	1-0-1	1-2-3	2-1-3	5-2-7
Isaiah Young	19-7-26	5-1-6	0-2-2	0-2-2	2-1-3	-	2-0-2	3-0-3	1-1-2	2-0-2	4-0-4	-	-
Miles Williams	16-9-25	0-1-1	-	0-1-1	-	DNP	1-0-1	-	0-2-2	3-1-4	2-2-4	5-1-6	5-1-6
Muelu Iosefa	12-8-20	DNP	DNP	-	1-0-1	1-4-5	5-1-6	5-3-8	DNP	DNP	DNP	-	DNP
Lu-Magia Hearn III	9-6-15	1-2-3	2-1-3	2-2-4	2-0-2	0-1-1	2-0-2	DNP	DNP	DNP	DNP	DNP	DNP
Tyson McWilliams	9-5-14	DNP	DNP	DNP	DNP	DNP	DNP	2-1-3	-	2-2-4	3-0-3	2-1-3	0-1-1
Jaedon Roberts	6-8-14	1-0-1	0-1-1	2-1-3	0-1-1	0-1-1	-	-	1-1-2	1-0-1	0-3-3	1-0-1	DNP
Nate Rutchena	7-6-13	4-0-4	-	1-0-1	1-3-4	-	-	-	0-1-1	1-1-2	0-1-1	-	-
Raymond Woodie III	7-5-12	1-1-2	-	-	2-1-3	0-1-1	-	1-0-1	3-2-5	DNP	DNP	-	-
Blake Antzoulatos	7-4-11	4-0-4	-	1-1-2	0-1-1	-	1-1-2	0-1-1	DNP	DNP	1-0-1	-	-
Braxten Croteau	6-4-10	1-0-1	2-1-3	0-1-1	-	1-1-2	1-1-2	1-0-1	DNP	DNP	DNP	DNP	DNP
Darius Long Jr.	4-5-9	-	0-1-1	0-1-1	DNP	-	2-0-2	1-0-1	-	-	1-3-4	-	-
Orin Patu	5-2-7	-	-	-	1-0-1	-	-	-	1-2-3	1-0-1	1-0-1	-	1-0-1
Myles Williams	4-3-7	DNP	1-1-2	-	-	-	1-0-1	1-0-1	1-2-3	-	DNP	-	-
Odua Isibor	4-1-5	3-0-3	0-1-1	DNP	DNP	DNP	DNP	DNP	DNP	DNP	1-0-1	-	DNP
Ryan Puskas	3-2-5	DNP	-	0-1-1	3-1-4	DNP	-	-	-	-	DNP	DNP	DNP
Hunter Barth	3-2-5	0-1-1	-	1-0-1	-	-	-	-	1-1-2	-	-	1-0-1	-
Henry Ikaiahifo	2-3-5	-	1-0-1	0-1-1	1-0-1	DNP	-	-	0-2-2	-	-	-	-
Dejuan Butler	2-2-4	-	DNP	-	-	0-1-1	-	1-0-1	-	DNP	DNP	-	-
Michael Luckhurst	3-0-3	-	-	-	-	-	1-0-1	-	-	-	2-0-2	-	-
Slater Zellers	2-1-3	-	-	0-1-1	-	1-0-1	-	-	-	1-0-1	-	-	-
Demetric Jackson Jr.	1-2-3	-	-	DNP	DNP	DNP	DNP	-	-	1-1-2	0-1-1	-	DNP
Akili Calhoun	0-3-3	-	-	0-3-3	-	DNP	DNP	DNP	DNP	DNP	DNP	DNP	DNP
Elijah Mojarro	1-1-2	-	-	-	1-0-1	-	-	-	-	-	-	-	0-1-1
DeCarlos Brooks	1-1-2	-	-	-	-	-	-	-	-	1-0-1	-	-	0-1-1
Spencer Rask	0-2-2	-	DNP	-	-	DNP	DNP	DNP	-	DNP	0-2	-	-
Spencer Lovell	1-0-1	-	1-0-1	-	DNP	DNP	DNP	DNP	DNP	DNP	DNP	DNP	DNP
Brayden Rohme	1-0-1	-	-	-	-	DNP	DNP	DNP	-	-	-	-	1-0-1
Kenden Robinson Jr.	1-0-1	DNP	DNP	DNP	DNP	DNP	DNP	DNP	DNP	1-0-1	-	DNP	DNP
Mavin Anderson	1-0-1	-	-	-	-	-	-	-	-	1-0-1	-	-	-
Damien Moore	1-0-1	-	-	-	-	DNP	-	-	1-0-1	-	-	DNP	DNP
Monroe Young	1-0-1	-	-	1-0-1	-	-	-	-	-	-	-	-	-
J. Michael Sturdivant	0-1-1	-	-	0-1-1	-	-	-	-	-	-	-	-	-
Jeremiah Hunter	0-1-1	-	-	-	-	0-1-1	-	-	-	-	-	-	-
Trey Paster	0-1-1	DNP	-	-	-	DNP	DNP	DNP	0-1-1	-	-	-	-

TACKLES FOR LOSS	TOT-YDS	UCD	UNLV	ND	UA	WSU	CU	UW	ORE	USC	OSU	STAN	UCLA
Xavier Carlton	6.5-31	1.5-6	1.0-5	-	-	0.5-5	1.0-3	-	-	-	-	1.0-5	1.5-7
Collin Gamble	6.0-21	-	-	-	-	2.0-5	3.0-7	1.0-9	-	DNP	DNP	DNP	DNP
Jackson Simmon	6.0-18	-	1.0-1	2.0-10	-	-	1.0-3	-	0.5-1	-	-	1.0-1	0.5-2
Myles Jernigan	5.0-23	0.5-4	0.5-0	1.0-1	-	-	1.0-9	1.0-3	-	-	-	1.0-6	-
Oluwafemi Oladejo	4.5-16	-	0.5-1	-	-	-	-	-	0.5-1	1.0-8	1.0-0	1.0-4	0.5-2
Craig Woodson	3.0-8	-	-	-	2.0-7	-	-	-	1.0-1	-	-	-	-
Daniel Scott	2.5-7	1.0-2	-	-	-	-	-	-	-	-	0.5-1	-	1.0-4
Miles Williams	2.5-5	-	-	-	-	DNP	-	-	-	-	1.5-4	-	1.0-1
Orin Patu	2.0-8	-	-	-	1.0-3	-	-	-	1.0-5	-	-	-	-
Braxten Croteau	1.5-7	-	1.0-6	-	-	0.5-1	-	-	DNP	DNP	DNP	DNP	DNP
Henry Ikaiahifo	1.0-13	-	1.0-13	-	-	DNP	-	-	-	-	-	-	-
Ryan Puskas	1.0-8	-	-	-	1.0-8	-	-	-	-	-	-	-	-
Ricky Correia	1.0-7	-	-	-	0.5-3	-	-	-	-	-	-	-	0.5-4
Ethan Saunders	1.0-6	-	-	-	-	0.5-5	-	-	0.5-1	-	-	-	-
Myles Williams	1.0-4	DNP	1.0-4	-	-	-	-	-	-	-	DNP	-	-
Lu-Magia Hearn III	1.0-3	-	-	0.5-1	-	0.5-2	-	DNP	DNP	DNP	DNP	DNP	DNP
Muelu Iosefa	1.0-2	DNP	DNP	-	-	-	1.0-2	-	DNP	DNP	DNP	-	DNP
Odua Isibor	1.0-1	-	-	DNP	DNP	DNP	DNP	DNP	DNP	DNP	1.0-1	-	DNP
Nate Rutchena	1.0-1	1.0-1	-	-	-	-	-	-	-	-	-	-	-
Tyson McWilliams	1.0-1	-	-	-	-	-	-	-	-	-	1.0-1	-	-
Blake Antzoulatos	0.5-3	-	-	-	0.5-3	-	-	-	-	DNP	DNP	-	-
Jeremiah Earby	0.5-1	-	-	-	0.5-1	-	-	-	-	-	-	-	-
Jaedon Roberts	0.5-1	-	-	-	-	-	-	-	0.5-1	-	-	-	DNP
Raymond Woodie III	0.5-1	-	-	-	0.5-1	-	-	-	DNP	DNP	-	-	-
Isaiah Young	0.5-1	-	-	0.5-1	-	-	-	-	-	-	-	-	-

SACKS	TOT-YDS	UCD	UNLV	ND	UA	WSU	CU	UW	ORE	USC	OSU	STAN	UCLA
Xavier Carlton	4.5-26	1.5-6	1.0-5	-	-	0.5-5	-	-	-	-	-	1.0-5	0.5-5
Myles Jernigan	4.0-22	0.5-4	-	0.5-0	-	-	1.0-9	1.0-3	-	-	-	1.0-6	-
Jackson Simmon	3.5-12	-	1.0-1	1.5-10	-	-	-	-	-	-	-	1.0-1	-
Henry Ikaiahifo	1.0-13	-	1.0-13	-	-	DNP	-	-	-	-	-	-	-
Collin Gamble	1.0-9	-	-	-	-	-	-	1.0-9	-	DNP	DNP	DNP	DNP
Ryan Puskas	1.0-8	-	-	-	1.0-8	-	-	-	-	-	-	-	-
Oluwafemi Oladejo	1.0-4	-	-	-	-	-	-	-	-	-	1.0-4	-	-
Myles Williams	1.0-4	DNP	1.0-4	-	-	-	-	-	-	-	DNP	-	-
Orin Patu	1.0-3	-	-	-	1.0-3	-	-	-	-	-	-	-	-
Ethan Saunders	0.5-5	-	-	-	-	0.5-5	-	-	-	-	-	-	-
Ricky Correia	0.5-4	-	-	-	-	-	-	-	-	-	-	-	0.5-4



CAREER STATISTICS

CAL								COLLEGIATE								
RUSHING								RUSHING								
GP	ATT	YDS	TD	LG	AVG/C	AVG/G		GP	ATT	YDS	TD	LG	AVG/C	AVG/G		
Mavin Anderson	12	2	0	0	-2	-1.0	-0.2	12	2	0	0	-2	-1.0	-0.2		
Byron Cardwell	0	0	0	0	0	0.0	0.0	16	72	493	4	34	6.9	30.8		
King Doerue	0	0	0	0	0	0.0	0.0	32	309	1145	10	31	3.7	35.8		
Ben Finley	0	0	0	0	0	0.0	0.0	8	10	-10	0	14	-1.0	-2.7		
Isaiah Ifanse	0	0	0	0	0	0.0	0.0	41	630	3742	25	74	5.9	91.3		
Sam Jackson V	0	0	0	0	0	0.0	0.0	7	15	79	2	32	5.3	12.8		
Mason Mangum	6	1	5	0	5	5.0	1.7	6	1	5	0	5	5.0	1.7		
Jaydn Ott	12	170	897	8	73	5.3	74.8	12	170	897	8	73	5.3	74.8		
Jackson Sirmon	12	1	2	0	2	2.0	0.2	45	2	6	0	4	3.0	0.1		
Justin Williams-Thomas	0	0	0	0	0	0.0	0.0	4	11	37	0	8	3.4	9.3		
Lachlan Wilson	0	0	0	0	0	0.0	0.0	34	2	21	0	22	10.5	0.6		
PASSING								PASSING								
GP	EFFIC	CMP-ATT-INT	PCT	YDS	TD	LG	AVG/G	GP	EFFIC	CMP-ATT-INT	PCT	YDS	TD	LG	AVG/G	
Ben Finley	0	0.0	0-0-0	0.0	0	0	0.0	8	107.1	83-152-5	54.6	912	4	52	247.0	
Isaiah Ifanse	0	0.0	0-0-0	0.0	0	0	0.0	41	446.8	1-1-0	100.0	2	1	2	0.1	
Sam Jackson V	0	0.0	0-0-0	0.0	0	0	0.0	7	296.0	6-6-0	100.0	140	0	77	20.0	
RECEIVING								RECEIVING								
GP	REC	YDS	TD	LG	REC/G	YDS/R	YDS/G	GP	REC	YDS	TD	LG	REC/G	YDS/R	YDS/G	
Asher Alberding	0	0	0	0	0.0	0.0	0.0	35	2	18	0	12	0.1	9.0	0.5	
Andy Alfieri	5	1	5	0	5	0.2	5.0	1.0	5	1	5	0	5	0.2	5.0	1.0
Mavin Anderson	12	37	372	3	47	3.1	10.1	31.0	12	37	372	3	47	3.1	10.1	31.0
Byron Cardwell	0	0	0	0	0	0.0	0.0	0.0	16	8	37	1	13	0.5	4.6	2.3
Taj Davis	0	0	0	0	0	0.0	0.0	0.0	24	47	606	4	62	2.0	12.9	25.3
King Doerue	0	0	0	0	0	0.0	0.0	0.0	32	47	381	3	46	1.5	8.1	11.9
Marquez Dortch	0	0	0	0	0	0.0	0.0	0.0	1	1	1	0	1	1.0	1.0	1.0
Brian Hightower	0	0	0	0	0	0.0	0.0	0.0	42	60	809	6	46	1.4	13.5	19.3
Jeremiah Hunter	20	81	1353	6	58	4.1	16.7	67.7	20	81	1353	6	58	4.1	16.7	67.7
Isaiah Ifanse	0	0	0	0	0	0.0	0.0	0.0	41	29	255	2	39	0.7	8.8	6.2
Mason Mangum	6	2	31	0	31	0.3	15.5	5.2	6	2	31	0	31	0.3	15.5	5.2
Jaydn Ott	2	46	321	3	27	3.8	7.0	26.8	2	46	321	3	27	3.8	7.0	26.8
Mason Starling	2	7	70	0	17	3.5	10.0	35.0	2	7	70	0	17	3.5	10.0	35.0
Monroe Young	33	29	303	3	36	0.9	10.4	9.2	33	29	303	3	36	0.9	10.4	9.2
TOTAL OFFENSE								TOTAL OFFENSE								
GP	PLAYS	RUSH	PASS	TOTAL	AVG/G			GP	PLAYS	RUSH	PASS	TOTAL	AVG/G			
Mavin Anderson	12	2	-2	0	-2	-0.2		12	2	-2	0	-2	-0.2			
Byron Cardwell	0	0	0	0	0	0.0		16	72	493	0	493	30.1			
King Doerue	0	0	0	0	0	0.0		32	309	1145	0	1145	21.7			
Ben Finley	0	0	0	0	0	0.0		8	162	-10	912	902	112.8			
Isaiah Ifanse	0	0	0	0	0	0.0		41	631	3742	2	3744	46.4			
Sam Jackson V	0	0	0	0	0	0.0		7	21	79	140	219	31.3			
Mason Mangum	3	1	5	0	5	1.7		6	1	5	0	5	0.8			
Jaydn Ott	12	170	897	0	897	74.8		12	170	897	0	897	74.8			
Jackson Sirmon	12	1	2	0	2	0.2		45	2	6	0	6	0.1			
Ashton Stredick	8	5	27	0	27	3.4		8	5	27	0	27	3.4			
Justin Williams-Thomas	0	0	0	0	0	0.0		4	11	37	0	37	9.3			
Lachlan Wilson	0	0	0	0	0	0.0		34	2	21	0	21	0.6			
SCORING								SCORING								
GP	TD (RU-REC-KR-PR-IR-FR)	KICK PAT	2PT (RU-RE)	FG	DXP	SAF	PTS	GP	TD (RU-REC-KR-PR-IR-FR)	KICK PAT	2PT (RU-RE)	FG	DXP	SAF	PTS	
Mavin Anderson	12	3 (0-3-0-0-0)	0-0	0 (0-0)	0-0	0	18	12	3 (0-3-0-0-0)	0-0	0 (0-0)	0-0	0	0	18	
Byron Cardwell	0	0 (0-0-0-0-0)	0-0	0 (0-0)	0-0	0	0	16	5 (4-1-0-0-0)	0-0	0 (0-0)	0-0	0	0	30	
Taj Davis	0	0 (0-0-0-0-0)	0-0	0 (0-0)	0-0	0	0	24	4 (0-4-0-0-0)	0-0	0 (0-0)	0-0	0	0	24	
King Doerue	0	0 (0-0-0-0-0)	0-0	0 (0-0)	0-0	0	0	32	13 (10-3-0-0-0)	0-0	0 (0-0)	0-0	0	0	78	
Jeremiah Earby	12	1 (0-0-0-0-1)	0-0	0 (0-0)	0-0	0	6	12	1 (0-0-0-0-1)	0-0	0 (0-0)	0-0	0	0	6	
Michael Luckhurst	12	0 (0-0-0-0-0)	0-0	0 (0-0)	1-1	0	3	12	0 (0-0-0-0-0)	0-0	0 (0-0)	1-1	0	0	3	
Brian Hightower	0	0 (0-0-0-0-0)	0-0	0 (0-0)	0-0	0	0	32	6 (0-6-0-0-0)	0-0	0 (0-0)	0-0	0	0	36	
Jeremiah Hunter	20	6 (0-6-0-0-0)	0-0	0 (0-0)	0-0	0	30	20	6 (0-6-0-0-0)	0-0	0 (0-0)	0-0	0	0	36	
Isaiah Ifanse	0	0 (0-0-0-0-0)	0-0	0 (0-0)	0-0	0	0	41	27 (25-2-0-0-0)	0-0	0 (0-0)	0-0	0	0	162	
Sam Jackson V	0	0 (0-0-0-0-0)	0-0	0 (0-0)	0-0	0	0	7	2 (2-0-0-0-0)	0-0	0 (0-0)	0-0	0	0	12	
Patrick McMorris	0	0 (0-0-0-0-0)	0-0	0 (0-0)	0-0	0	0	42	1 (0-0-0-0-1)	0-0	0 (0-0)	0-0	0	0	6	
Jaydn Ott	12	11 (8-3-0-0-0)	0-0	1 (0-1)	0-0	0	68	12	11 (8-3-0-0-0)	0-0	1 (0-1)	0-0	0	0	68	
Jackson Sirmon	12	1 (0-0-0-0-1)	0-0	0 (0-0)	0-0	0	6	45	1 (0-0-0-0-1)	0-0	0 (0-0)	0-0	0	0	6	
Craig Woodson	20	1 (0-0-0-0-1)	0-0	0 (0-0)	0-0	0	6	20	1 (0-0-0-0-1)	0-0	0 (0-0)	0-0	0	0	6	
Monroe Young	12	3 (0-3-0-0-0)	0-0	0 (0-1)	0-0	0	20	33	3 (0-3-0-0-0)	0-0	0 (0-1)	0-0	0	0	20	

CAREER STATISTICS

CAL								COLLEGIATE							
PUNT RETURNS	GP	ATT	YDS	TD	LG	AVG/R	AVG/G	GP	ATT	YDS	TD	LG	AVG/R	AVG/G	
Jeremiah Hunter	20	20	210	0	22	10.5	10.5	20	20	210	0	22	10.5	10.5	
Nohl Williams	0	0	0	0	0	0.0	0.0	26	11	74	0	22	6.7	2.8	
INTERCEPTIONS	GP	NO	YDS	TD	LG	AVG/R	AVG/G	GP	NO	YDS	TD	LG	AVG/R	AVG/G	
Jeremiah Earby	12	1	0	0	0	0.0	0.0	12	0	0	0	0	0.0	0.0	
Jackson Sirmon	12	1	1	0	1	1.0	0.1	45	2	21	0	20	10.5	0.5	
Craig Woodson	20	2	41	1	39	20.5	3.4	20	2	41	1	39	20.5	2.0	
Isaiah Young	19	2	0	0	0	0.0	0.0	19	2	0	0	0	0.0	0.0	
KICK RETURNS	GP	ATT	YDS	TD	LG	AVG/R	AVG/G	GP	ATT	YDS	TD	LG	AVG/R	AVG/G	
Mavin Anderson	12	2	-2	0	3	-1.0	-0.2	12	2	-2	0	3	-1.0	-0.2	
Nohl Williams	0	0	0	0	0	0.0	0.0	26	14	294	0	36	21.0	11.3	
FUMBLE RETURNS	GP	ATT	YDS	TD	LG	AVG/R	AVG/G	GP	ATT	YDS	TD	LG	AVG/R	AVG/G	
Hunter Barth	16	1	0	0	0	0.0	0.1	16	1	0	0	0	0.0	0.1	
Nate Burrell	12	1	0	0	0	0.0	0.1	12	1	0	0	0	0.0	0.1	
Xavier Carlton	12	1	0	0	0	0.0	0.1	27	1	0	0	0	0.0	0.0	
Jeremiah Earby	12	2	36	1	33	18.0	0.2	12	2	36	1	33	18.0	0.2	
Myles Jernigan	23	1	0	0	0	0.0	0.0	23	1	0	0	0	0.0	0.0	
Jackson Sirmon	12	0	37	1	37	---	0.0	45	2	37	1	37	18.5	0.0	

CAREER STATISTICS

CAL										COLLEGIATE									
ALL PURPOSE	GP	RUSH	REC	PR	KR	IR	FR	TOT	AVG/G	GP	RUSH	REC	PR	KR	IR	FR	TOT	AVG/G	
Asher Alberding	0	0	0	0	0	0	0	0	0.0	35	0	18	0	0	0	0	18	0.5	
Andy Alfieri	5	0	5	0	0	0	0	5	1.0	5	0	5	0	0	0	0	5	1.0	
Mavin Anderson	12	-2	372	0	101	0	0	471	39.3	12	-2	372	0	101	0	0	471	39.3	
Byron Cardwell	0	0	0	0	0	0	0	0	0.0	16	493	37	0	0	0	0	530	33.1	
Taj Davis	0	0	0	0	0	0	0	0	0.0	24	0	606	0	0	0	0	606	25.3	
King Doerue	0	0	0	0	0	0	0	0	0.0	32	1145	381	0	0	0	0	1526	47.7	
Marquez Dortch	0	0	0	0	0	0	0	0	0.0	1	0	1	0	0	0	0	1	1.0	
Jeremiah Earby	12	0	0	0	0	0	36	36	3.0	12	0	0	0	0	0	36	36	3.0	
Brian Hightower	0	0	0	0	0	0	0	0	0.0	42	0	809	0	0	0	0	809	19.3	
Jeremiah Hunter	20	0	1353	210	0	0	0	1563	78.2	20	0	1353	210	0	0	0	1563	78.2	
Mason Mangum	6	5	31	0	0	0	0	36	6.0	6	5	31	0	0	0	0	36	6.0	
Patrick McMorris	0	0	0	0	0	0	0	0.0	42	0	0	0	61	76	15	152	3.6		
Jaydn Ott	12	897	321	0	0	0	0	1218	101.5	12	897	321	0	0	0	0	1218	101.5	
Jackson Sirmon	12	2	0	0	0	1	37	40	3.3	45	6	0	0	0	21	37	64	1.4	
Mason Starling	2	0	70	0	0	0	0	70	35.0	2	0	70	0	0	0	0	70	35.0	
Ashton Stredick	8	27	0	0	0	0	0	27	3.4	8	27	0	0	0	0	0	27	3.4	
Nohl Williams	0	0	0	0	0	0	0	0	0.0	26	0	0	74	294	62	0	430	16.5	
Craig Woodson	20	0	0	9	0	41	0	50	3.4	20	0	0	9	0	41	0	50	3.4	
Monroe Young	33	0	303	0	0	0	0	231	19.3	33	0	303	0	0	0	0	231	19.3	
Justin Williams-Thomas	0	0	0	0	0	0	0	0	0.0	4	37	0	0	0	0	0	37	9.3	
Lachlan Wilson	0	0	0	0	0	0	0	0	0.0	34	21	0	0	0	0	0	21	0.6	

FIELD GOALS/PAT	GP	FG	PAT	LG FG	BLKD (PAT/FG)	GP	FG	PAT	LG FG	BLKD (PAT/FG)
Michael Luckhurst	12	1-1	0-0	36	0 (0/0)	12	1-1	0-0	36	0 (0/0)

PUNTING	NO	YDS	AVG	LG	BLKD	NO	YDS	AVG	LG	BLKD
Thomas Lee	0	0	0.0	0	0	31	1123	36.2	51	0
Lachlan Wilson	0	0	0.0	0	0	161	7132	44.3	74	0

KICKOFFS	NO	YDS	AVG	TB	OB	NO	YDS	AVG	TB	OB
Michael Luckhurst	44	2729	62.0	21	1	44	2729	62.0	21	1
Lachlan Wilson	0	0	0.0	0	0	1	60	60.0	0	0



CAREER STATISTICS

CAL											COLLEGIATE											
DEFENSE	GP	UA	A	TOTAL	TFL	SACK	INT	PBU	FF	FR	BLK	GP	UA	A	TOTAL	TFL	SACK	INT	PBU	FF	FR	BLK
Asher Alberding	0	0	0	0	0.0	0.0	0	0	0	0	0	35	0	1	1	0.0	0.0	0	0	0	0	0
Sergio Allen	0	0	0	0	0.0	0.0	0	0	0	0	0	16	3	5	8	0.0	0.0	0	0	0	0	0
Mavin Anderson	12	1	0	1	0.0	0.0	0	0	0	0	0	12	1	0	1	0.0	0.0	0	0	0	0	0
Blake Antzoulatos	17	9	7	16	0.5	0.0	0	0	0	0	0	17	9	7	16	0.5	0.0	0	0	0	0	0
Hunter Barth	16	4	2	6	0.0	0.0	0	0	0	1	0	16	4	2	6	0.0	0.0	0	0	0	1	0
Nate Burrell	12	15	13	28	0.0	0.0	0	0	0	3	0	12	15	13	28	0.0	0.0	0	0	0	3	0
Dejuan Butler	11	3	2	5	0.0	0.0	0	0	1	0	0	11	3	2	5	0.0	0.0	0	0	1	0	0
Akili Calhoun	4	0	3	0	0.0	0.0	0	0	0	0	0	4	0	3	0	0.0	0.0	0	0	0	0	0
Byron Cardwell	0	0	0	0	0.0	0.0	0	0	0	0	0	16	0	3	0	0.0	0.0	0	0	0	0	0
Xavier Carlton	12	20	16	36	6.5	4.5	0	1	0	1	0	27	30	25	55	10.5	5.5	0	2	0	1	0
Ricky Correia	22	21	27	48	1.0	0.5	0	0	0	0	0	22	21	27	48	1.0	0.5	0	0	0	0	0
Taj Davis	0	0	0	0	0.0	0.0	0	0	0	0	0	24	4	0	4	0.0	0.0	0	0	0	0	0
King Doerue	0	0	0	0	0.0	0.0	0	0	0	0	0	32	1	0	1	0.0	0.0	0	0	0	0	0
Jeremiah Earby	12	19	17	36	0.5	0.0	1	11	0	2	0	12	19	17	36	0.5	0.0	1	11	0	2	0
Collin Gamble	22	42	21	63	6.0	1.0	1	8	1	0	0	22	42	21	63	6.0	1.0	1	8	1	0	0
Lu-Magia Hears III	17	30	13	43	1.0	0.0	1	14	0	1	0	17	30	13	43	1.0	0.0	1	14	0	1	0
Brian Hightower	0	0	0	0	0.0	0.0	0	0	0	0	0	42	3	1	4	0.0	0.0	0	0	0	0	0
Jeremiah Hunter	20	0	1	1	0.0	0.0	0	0	0	0	0	20	0	1	1	0.0	0.0	0	0	0	0	0
Muelu Iosefa	20	46	44	90	8.0	0.0	0	1	0	1	0	20	46	44	90	8.0	0.0	0	1	0	1	0
Myles Jernigan	23	23	35	58	5.0	4.0	0	1	1	1	0	23	23	35	58	5.0	4.0	0	1	1	1	0
Brett Johnson	17	15	31	46	6.0	3.0	0	1	0	1	0	17	15	31	46	6.0	3.0	0	1	0	1	0
Darius Long Jr.	11	4	6	10	1.5	0.5	0	1	0	0	0	11	4	6	10	1.5	0.5	0	1	0	0	0
Michael Luckhurst	12	3	0	3	0.0	0.0	0	0	0	0	0	12	3	0	3	0.0	0.0	0	0	0	0	0
Patrick McMorris	0	0	0	0	0.0	0.0	0	0	0	0	0	42	87	75	162	6.5	0.0	5	15	0	2	0
Tyson McWilliams	6	9	5	14	1.0	0.0	0	0	0	0	0	6	9	5	14	1.0	0.0	0	0	0	0	0
Kaylin Moore	0	0	0	0	0.0	0.0	0	0	0	0	0	17	31	13	44	1.0	0.0	0	3	0	0	0
David Reese	0	0	0	0	0.0	0.0	0	0	0	0	0	21	5	4	9	0.0	0.0	0	0	0	0	0
Jaedon Roberts	24	9	10	19	1.5	1.0	0	0	0	0	0	24	9	10	19	1.5	1.0	0	0	0	0	0
Kenden Robinson Jr.	2	1	0	1	0.0	0.0	0	0	0	0	0	3	1	0	1	0.0	0.0	0	0	0	0	0
Brayden Rohme	26	1	0	1	0.0	0.0	0	0	0	0	0	26	1	0	1	0.0	0.0	0	0	0	0	0
Nate Rutchena	19	30	18	48	4.0	0.0	3	3	0	0	0	19	30	18	48	4.0	0.0	3	3	0	0	0
Stanley Saole-McKenzie	0	0	0	0	0.0	0.0	0	0	0	0	0	4	0	2	2	0.0	0.0	0	0	0	0	0
Ethan Saunders	26	25	32	57	5.5	4.0	0	0	2	0	0	37	97	74	171	36.5	21.5	2	10	2	2	0
Jackson Sirmon	12	49	55	104	6.0	3.5	1	4	1	0	0	45	144	108	252	13.5	3.5	2	5	3	2	0
Derek Wilkins	3	1	1	2	0.0	0.0	0	0	0	0	0	3	1	1	2	0.0	0.0	0	0	0	0	0
Nohl Williams	0	0	0	0	0.0	0.0	0	0	0	0	0	26	65	33	98	1.0	0.0	5	10	1	2	0
Miles Williams	25	18	10	28	2.5	0.0	1	2	0	0	0	25	18	10	28	2.5	0.0	1	2	0	0	0
Myles Williams	10	4	3	7	1.0	1.0	0	0	0	0	0	10	4	3	7	1.0	1.0	0	0	0	0	0
Lachlan Wilson	0	0	0	0	0.0	0.0	0	0	0	0	0	34	4	1	5	0.0	0.0	0	0	0	0	0
Raymond Woodie III	22	10	9	19	0.5	0.0	0	0	0	0	0	41	28	25	53	4.5	1.5	0	1	1	1	0
Craig Woodson	20	68	26	94	3.0	0.0	2	5	1	0	0	20	68	26	94	3.0	0.0	2	5	1	0	0
Isaiah Young	18	28	7	35	0.5	0.0	2	5	0	0	0	18	28	7	35	0.5	0.0	2	5	0	0	0
Monroe Young	33	1	0	1	0.0	0.0	0	0	0	0	0	33	1	0	1	0.0	0.0	0	0	0	0	0



RUSHING RECORDS

TEAM SEASON RUSHING RECORDS

Most Rushing Attempts	1958	656
Fewest Rushing Attempts	2022	319
Most Net Yards Gained	2004	3081
Fewest Net Yards Gained	1983	620
Highest Average Gain Per Rush	2004	6.1
Lowest Average Gain Per Rush	1983	1.7
Most Rushing Touchdowns	1951	34
Fewest Rushing Touchdowns	1966	3

TEAM SINGLE-GAME RUSHING RECORDS

MOST RUSHING ATTEMPTS - CAL		
84	vs. San Jose State	10/5/1968
79	vs. Oregon State	10/24/1959
78	vs. Oregon State	11/1/1958
75	vs. UCLA	11/2/1957
74	vs. Oregon	11/7/1959

FEWEST RUSHING ATTEMPTS - CAL		
14	vs. Utah	10/1/2016
16	at Oregon State	11/12/2022
18	at Washington State	10/4/2014
18	vs. UCLA	11/25/2022
19	vs. Georgia	9/11/1976
19	vs. San Diego State	9/10/1983
20	vs. Penn State	10/27/1962
20	vs. Oregon	10/13/2001
20	at USC	10/16/2010

MOST RUSHING ATTEMPTS - BOTH TEAMS		
142	Cal (75) at UCLA (67)	11/2/1957
125	Cal (69) vs. SMU (56)	9/21/1957
121	Cal (54) vs. Oregon State (67)	10/18/1975
121	Cal (62) vs. Pacific (59)	9/20/1958
120	Cal (60) at UCLA (60)	10/17/1959

FEWEST RUSHING ATTEMPTS - BOTH TEAMS		
43	Cal (18) at Washington State (25)	10/4/2014
49	Cal (28) vs. Washington State (21)	10/5/2013
51	Cal (36) at Washington State (15)	11/3/2018
52	Cal (24) at USC (28)	11/5/2022
54	Cal (27) vs. Washington State (27)	9/28/2002
	Cal (22) vs. Stanford (32)	11/22/2022
55	Cal (30) vs. Washington State (25)	10/3/2015
	Cal (33) vs. Sacramento State (25)	9/18/2021

MOST RUSHING YARDS - CAL		
490	vs. Minnesota	10/6/1951
442	vs. Montana	11/15/1947
435	vs. Pacific	10/8/1938
432	vs. St. Mary's	10/4/1947
431	vs. Washington	12/6/2008

FEWEST RUSHING YARDS - CAL		
-77	vs. Missouri	9/30/1972
-40	at Washington	10/7/2017
-38	vs. Fleet City	10/21/1944
-36	vs. Stanford	11/21/1998
-28	vs. USC	11/1/1980

MOST RUSHING YARDS - BOTH TEAMS		
791	Cal (317) at Oregon State (474)	10/8/2016
758	Cal (350) vs. Pacific (408)	9/20/1958
663	Cal (226) vs. Colorado (437)	9/13/1975
658	Cal (162) vs. Arizona State (496)	10/17/1981
643	Cal (214) vs. Iowa (429) (Rose Bowl)	1/1/1959

FEWEST RUSHING YARDS - BOTH TEAMS		
-26	Cal (-36) vs. Stanford (10)	11/21/1998
41	Cal (2) vs. San Diego State (39)	9/18/1982
47	Cal (-38) vs. Fleet City (85)	10/21/1944
53	Cal (58) vs. Arizona (-5)	11/16/2002
69	Cal (40) vs. UCLA (29)	10/19/2002

MOST RUSHING TOUCHDOWNS - CAL		
8	vs. Montana	11/15/1947
7	vs. San Jose State	8/31/1985
7	at Air Force	9/4/2004
7	at Washington State	9/6/2008
7	vs. Eastern Washington	9/12/2009

MOST RUSHING TOUCHDOWNS - BOTH TEAMS		
10	Cal (7) vs. San Jose State (3)	8/31/1985
10	Cal (4) at Oregon State (6)	10/8/2016
9	Cal (1) vs. Texas (8)	9/19/1970
9	Cal (3) vs. UCLA (6)	10/27/1973
9	Cal (3) at Texas (6)	9/19/2015

HIGHEST AVERAGE GAIN PER RUSH		
10.9	vs. Washington	11/15/2003

LOWEST AVERAGE GAIN PER RUSH		
-2.7	vs. Missouri	9/30/1972

INDIVIDUAL RUSHING RECORDS

MOST RUSHES IN A CAREER		
715	Paul Jones	1975-79

MOST RUSHES IN A SEASON		
305	Justin Forsett	2007

MOST RUSHES IN A GAME		
46	Paul Jones vs. Washington State	11/11/1978

MOST YARDS RUSHING IN A HALF		
268	Jerry Drew vs. Oregon State (2nd)	11/13/1954

HIGHEST AVERAGE GAIN PER RUSH IN A CAREER		
7.3 (364-2668)	Jahvid Best	2007-09

HIGHEST AVERAGE GAIN PER RUSH IN A SEASON		
9.9 (32-317)	Charlie Sarver	1949

HIGHEST AVERAGE GAIN PER RUSH IN A GAME		
25.7 (11-283)	Jerry Drew vs. Oregon State	11/13/1954

MOST 100 YARD-RUSHING GAMES IN A SEASON		
12	J.J. Arrington	2004

MOST CONSECUTIVE 100-YARD RUSHING GAMES		
12	J.J. Arrington	2004

MOST RUSHING TOUCHDOWNS IN A GAME		
5	Duke Morrison vs. Washington	11/12/1921*
5	Jahvid Best at Minnesota	9/19/2009

ALL-TIME TOP 10

CAREER RUSHING YARDS		
PLAYER	SEASONS	YDS
1 Russell White	1990-92	3367
2 Marshawn Lynch	2004-06	3230
3 Justin Forsett	2004-07	3220
4 Joe Igber	1999-2002	3124
5 Chuck Muncie	1973-75	3052
6 Paul Jones	1975, 77-79	2930
7 Shane Vereen	2008-10	2834
8 Jahvid Best	2007-09	2668
9 J.J. Arrington	2003-04	2625
10 John Olszewski	1950-52	2504

SINGLE-SEASON RUSHING YARDS		
PLAYER	SEASON	YDS
1 J.J. Arrington	2004	2018
2 Jahvid Best	2008	1580
3 Justin Forsett	2007	1546
4 Chuck Muncie	1975	1460
5 Marshawn Lynch	2006	1356
6 Isi Sofele	2011	1322
7 Marshawn Lynch	2005	1246
8 Adimchinobe Echemandu	2003	1195
9 Russell White	1991	1177
10 Shane Vereen	2010	1167

SINGLE-GAME RUSHING YARDS			
PLAYER	OPPONENT, DATE	ATT	YDS
1 Jahvid Best	Washington, 12/6/2008	19	311
2 Jerry Drew	Oregon State, 11/13/1954	11	283
3 Jaydn Ott	Arizona, 9/24/2022	19	274
4 John Olszewski	Washington State, 10/13/1951	20	269
5 J.J. Arrington	Southern Miss, 12/4/2004	31	261
6 Justin Forsett	New Mexico State, 9/23/2005	31	235
7 Paul Jones	Washington State, 11/11/1978	46	232
8 Russell White	USC, 11/2/1991	23	229
9 Joe Igber	Stanford, 11/23/2002	26	226
10 Russell White	San Jose State, 9/5/1992	19	216

CAREER RUSHING TDS			
PLAYER	SEASONS	TDS	
1 Russell White	1990-92	35	
2 Chuck Muncie	1973-75	32	
3 Marshawn Lynch	2004-06	29	
Jahvid Best	2007-09	29	
Shane Vereen	2008-10	29	
Justin Forsett	2004-07	26	
Paul Jones	1975, 77-79	22	
Lindsey Chapman	1991-93	22	
9 J.J. Arrington	2003-04	20	
10 Daniel Lasco	2011-15	18	

SINGLE-SEASON RUSHING TDS			
PLAYER	SEASON	TDS	
1 J.J. Arrington	2004	15	
Justin Forsett	2007	15	
Jahvid Best	2008	15	
4 Russell White	1991	14	
Lindsey Chapman	1993	14	
6 Chuck Muncie	1975	13	
Adimchinobe Echemandu	2003	13	
Shane Vereen	2010	13	
9 Jim Monachino	1949	12	
Jahvid Best	2009	12	
Shane Vereen	2009	12	
Daniel Lasco	2014	12	

MOST CAREER 100-YARD RUSHING GAMES			
PLAYER	SEASONS	100-YD GAMES	
1 Marshawn Lynch	2004-06	17	
2 Chuck Muncie	1973-75	15	
Russell White	1990-92	15	
Justin Forsett	2004-07	15	
5 J.J. Arrington	2003-04	14	
6 Jahvid Best	2007-09	13	
7 Shane Vereen	2008-10	11	
8 John Olszewski	1950-52	10	
Joe Igber	1999-2002	10	
10 Isi Sofele	2009-12	8	



KICKING & PUNTING RECORDS

TEAM KICKING SINGLE-SEASON RECORDS

Most PAT Attempted	1920*	72
	2014	57
Fewest PAT Attempted	1958	2
Most PAT Made	1920*	67
	2014	56
Fewest PAT Made	1958	1
Most Field Goals Attempted	2003	30
Fewest Field Goals Attempted	Many (Last in 1959)	0
Most Field Goals Made	1983, 1988, 2016	22
Fewest Field Goals Made	Many (Last in 1959)	0

TEAM KICKING SINGLE-GAME RECORDS

Most PAT Attempted (Cal)	18 vs. St. Mary's	10/9/1920*
	10 vs. Pacific	9/7/1991
	10 vs. Baylor	8/31/2002
	10 vs. Grambling State	9/5/2015
Most PAT Attempted (Both Teams)	18 Cal (18) vs. Saint Mary's (0)	10/9/1920*
	15 Cal (8) vs. Arizona (7) (4 OT)	11/2/1996
	14 Cal (7) vs. Washington (7)	10/6/1973
	14 Cal (7) vs. Virginia Tech (7)	12/26/2003
Most PAT Made (Cal)	17 vs. St. Mary's	10/9/1920*
	10 vs. Pacific	9/7/1991
	10 vs. Baylor	8/31/2002
	10 vs. Grambling State	9/5/2015
Most PAT Made (Both Teams)	17 Cal (17) vs. Saint Mary's (0)	10/9/1920*
	15 Cal (8) vs. Arizona (7) (4 OT)	11/2/1996
	14 Cal (7) vs. Washington (7)	10/6/1973
	14 Cal (7) vs. Virginia Tech (7)	12/26/2003
Most FG Attempted (Cal)	6 Many times	
	Last: at UCLA (OT)	10/18/2003
Most FG Attempted (Both Teams)	10 Cal (6) vs. Stanford (4)	11/19/1988
Most FG Made (Cal)	5 vs. Air Force	9/21/2002
Most FG Made (Both Teams)	8 Cal (4) vs. Stanford (4)	11/19/1988
	8 Cal (2) vs. Stanford (6)	11/28/2015

INDIVIDUAL KICKING RECORDS

MOST POINTS IN A CAREER	316 (60 FG, 136 PAT)	Matt Anderson	2013-17
MOST POINTS IN A SEASON	117 (22 FG, 51 PAT)	Matt Anderson	2016
MOST POINTS IN A GAME	18 (5 FG, 3 PAT)	Matt Anderson vs. UCLA	11/26/2016
MOST PAT ATTEMPTED IN A CAREER	161	Tom Schneider	2004-06
MOST PAT ATTEMPTED IN A SEASON	57	Tom Schneider	2004
	57	James Langford	2014
MOST PAT ATTEMPTED IN A GAME	10	Doug Brien vs. Pacific	9/7/1991
		Mark Jensen vs. Baylor	8/31/2002
MOST PAT MADE IN A CAREER	158	Tom Schneider	2004-06
MOST PAT MADE IN A SEASON	56	Tom Schneider	2004
	56	James Langford	2014
MOST PAT MADE IN A GAME	10	Crip Toomey vs. Saint Mary's	10/9/1920*
		Doug Brien vs. Pacific	9/7/1991
		Mark Jensen vs. Baylor	8/31/2002
MOST CONSECUTIVE PAT MADE	72	Mark Jensen	2000-02
	60	Tom Schneider	2005-06
	59	Dario Longhetto	2020-22
MOST PAT MADE IN A CAREER, NO MISSES	54	Tyler Fredrickson	2000-03
MOST PAT MADE IN A SEASON, NO MISSES	54	Tyler Fredrickson	2003
MOST PAT MADE IN A GAME, NO MISSES	10	Doug Brien vs. Pacific	9/7/1991
		Mark Jensen vs. Baylor	8/31/2002
MOST FG ATTEMPTED IN A CAREER	81	Jim Breech	1974-77
MOST FG ATTEMPTED IN A SEASON	30	Tyler Fredrickson	2003
MOST FG ATTEMPTED IN A GAME	6	Many times	
		Last by Tyler Fredrickson at UCLA (OT)	10/18/2003

MOST FG MADE IN A CAREER	60	Matt Anderson	2013-17
MOST FG MADE IN A SEASON	22	Randy Pratt	1983
	22	Matt Anderson	2016
MOST FG MADE IN A GAME	5	Mark Jensen vs. Air Force	9/21/2002
	5	Mark Jensen vs. UCLA	11/26/2016
MOST CONSECUTIVE FG IN A CAREER	17	Matt Anderson	2015-16
MOST CONSECUTIVE FG IN A SEASON	12	Matt Anderson	2015

TEAM PUNTING SEASON RECORDS

Most Punts	1927*	128
	1941	100
Fewest Punts	1954	35
Most Yards Punted	1927*	4557
	1998	3546
Fewest Yards Punted	1954	1247
Highest Average Yards Per Punt	2022	45.1
Lowest Average Yards Per Punt	1962	33.1

TEAM PUNTING SINGLE-GAME RECORDS

Most Punts (Cal)	18 vs. Olympic Club	10/22/1927*
	vs. Stanford	11/19/1932*
	17 Many times	
	Last vs. Santa Clara	10/11/1941
Fewest Punts (Cal)	0 Five times	
	Last vs. Oregon State	11/4/2017
Most Punts (Both Teams)	41 Cal (17) vs. Washington State (24)	11/4/1922*
	29 Cal (15) vs. Washington State (14)	10/11/1938
	29 Cal (16) vs. USC (13)	10/28/1939
	1 Cal (1) vs. Duke (0)	10/12/1963
Fewest Punts (Both Teams)	535 vs. Indiana	9/27/1969
Most Yards (Cal)	0 Four times	
Fewest Yards (Cal)	Last time vs. Pacific	9/7/1991
Most Yards (Both Teams)	973 Cal (535) vs. Indiana (438)	9/27/1969
Fewest Yards (Both Teams)	27 Cal (27) vs. Duke (0)	10/12/1963
Highest Average Per Punt (min. 4)	60.2 (241/4) vs. Stanford	11/22/2008
Lowest Average Per Punt (min. 4)	7.0 (35/5) vs. UCLA	11/8/1958

INDIVIDUAL PUNTING RECORDS

MOST PUNTS IN A CAREER	322	Nick Harris	1997-2000
MOST PUNTS IN A SEASON	87	Nick Harris	1998
MOST PUNTS IN A GAME	12	Gary Fowler vs. Indiana	9/27/1969
	12	Nick Harris at Illinois	9/16/2000
MOST YARDS PUNTED IN A CAREER	13621	Nick Harris	1997-2000
MOST YARDS PUNTED IN A SEASON	3795	Nick Harris	1999
MOST YARDS PUNTED IN A GAME	535	Gary Fowler vs. Indiana	9/27/1969
HIGHEST AVERAGE PER PUNT IN A CAREER (MIN. 75 PUNTS)	44.0 (118-5187)	Scott Tabor	1986-87
HIGHEST AVERAGE PER PUNT IN A SEASON (MIN. 30 PUNTS)	45.6 (62-2825)	Bryan Anger	2010
HIGHEST AVERAGE PER PUNT IN A GAME (MIN. 4 PUNTS)	60.2 (4-241)	Bryan Anger vs. Stanford	11/22/2008

ALL-TIME TOP 10 CAREER POINTS KICKING

PLAYER	SEASONS	FG	PAT	PTS
1 Matt Anderson	2013-17	60	136	316
2 Doug Brien	1991-93	56	120	288
3 Jim Breech	1974-77	50	110	260
4 Tom Schneider	2004-06	33	158	257
5 Giorgio Tavecchio	2008-11	48	112	256
6 Robbie Keen	1987-90	47	103	244
7 Mark Jensen	1999-2002	45	109	244
8 Vincenzo D'Amato	2009-2013	40	92	212
9 Ryan Longwell	1993-96	31	78	171
10 Joe Cooper	1978-82	26	72	150

SINGLE-SEASON POINTS KICKING

PLAYER	SEASON	FG	PAT	PTS
1 Matt Anderson	2016	22	51	117
2 Mark Jensen	2002	19	50	107
3 Matt Anderson	2015	18	50	104
4 Tyler Fredrickson	2003	15	54	99
5 Doug Brien	1991	19	41	98
6 Tom Schneider	2006	15	52	97
7 Giorgio Tavecchio	2011	36	20	96
8 Matt Anderson	2017	20	35	95
9 Randy Pratt	1983	24	22	90
10 James Langford	2014	11	56	89

CAREER PUNTING AVERAGE

PLAYER	SEASONS	NO	YDS	AVG
1 Scott Tabor	1986-87	118	5187	44.0
2 Dylan Klumph	2015-17	96	4216	43.9
3 Jamieson Sheahan	2020-22	141	6135	43.51
4 Bryan Anger	2008-11	255	11094	43.50
5 Nick Harris	1997-2000	322	13621	42.30
6 Robbie Keen	1987-90	184	7775	42.26
7 Dan Melville	1977-78	101	4233	41.91
8 Ryan Longwell	1993-96	257	10763	41.88
9 Bill Armstrong	1972	64	2676	41.8
10 Andrew Larson	2006-07	110	4592	41.75

SINGLE-SEASON PUNTING AVERAGE

PLAYER	SEASON	NO	YDS	AVG
1 Bryan Anger	2010	62	2825	45.6
2 Scott Tabor	1987	66	2993	45.3
3 Ryan Longwell	1996	60	2714	45.2
4 Jamieson Sheahan	2022	65	2934	45.1
5 Dylan Klumph	2016	50	2240	44.8
6 Nick Harris	1999	85	3795	44.6
7 Bryan Anger	2011	53	2345	44.2
8 Robbie Keen	1989	59	2565	43.5
9 Bryan Anger	2008	71	3063	43.1
10 Dylan Klumph	2017	46	1976	43.0



RETURN & ALL-PURPOSE RECORDS

TEAM KICK RETURN SINGLE-SEASON RECORDS

Most Kick Returns	2013	70
Fewest Kick Returns	2021	17
Most Kick Return Yards	2007	1432
Fewest Kick Return Yards	1947	325
Highest Average Return	2021	29.1
Lowest Average Return	1947	14.8
Most Touchdowns	2014	2

TEAM KICK RETURN SINGLE-GAME RECORDS

Most Returns (Cal)	11	vs. Alabama	9/15/1973
Fewest Returns (Cal)	0	Many Times	
		Last vs. Oregon	10/29/2022
Most Returns (Both Teams)	15	Cal (6) vs. Washington (9)	10/6/1973
	15	Cal (3) vs. Pacific (12)	9/7/1991
	15	Cal (7) vs. Arizona (8)	11/16/2002
Fewest Returns (Both Teams)	0	Three Times	
		Last at Washington State	10/1/2022
Most Yards (Cal)	286	at Washington State	10/4/2014
Fewest Yards (Cal)	0	Many Times	
		Last at Stanford	11/20/2021
Most Yards (Both Teams)	420	Cal (286) at Washington State (134)	10/4/2014
Fewest Yards (Both Teams)	0	Many Times	
		Last at Washington State	10/1/22
Highest Avg. Per Return (Cal)	61.9	(122/2) vs. Sacramento State	9/18/2021
Lowest Avg. Per Return (Cal)	0.0	(0/0) Many Times	
		Last at Washington State	10/1/22
Most Touchdowns (Cal)	2	at Washington State	10/4/2014

KICK RETURN INDIVIDUAL RECORDS

MOST RETURNS IN A CAREER	99	Deltha O'Neal	1996-99
MOST RETURNS IN A SEASON	46	Khalfani Muhammad	2013
MOST RETURNS IN A GAME	10	Wesley Walker vs. Alabama	9/15/1973
MOST RETURN YARDS IN A CAREER	2472	Deltha O'Neal	1996-99
MOST RETURN YARDS IN A SEASON	1006	Khalfani Muhammad	2013
MOST RETURN YARDS IN A GAME	198	Trevor Davis at Washington State	10/4/2014
HIGHEST AVERAGE GAIN PER RETURN IN A CAREER	26.3 (32-844)	Jahvid Best	2007-09
HIGHEST AVERAGE GAIN PER RETURN IN A SEASON	32.6 (13-424)	Trevor Davis	2014
HIGHEST AVERAGE GAIN PER RETURN IN A GAME	99.0 (2-198)	Trevor Davis at Washington State	10/4/2014
MOST TOUCHDOWNS IN A CAREER	2	Deltha O'Neal	1996-99
	2	Trevor Davis	2013-15
MOST TOUCHDOWNS IN A SEASON	2	Trevor Davis	2014
MOST TOUCHDOWNS IN A GAME	2	Trevor Davis at Washington State	10/4/2014

TEAM PUNT RETURN SEASON RECORDS

Most Punt Returns	1999	46
Fewest Punt Returns	2017	9
Most Punt Return Yards	1948	572
Fewest Punt Return Yards	1960	58
Highest Average Return	2006	17.3
Lowest Average Return	2016	3.8
Most Touchdowns	Twice, 1966, 2006	4
Fewest Touchdowns	Many Times, Last in 2022	0

TEAM PUNT RETURN SINGLE-GAME RECORDS

Most Returns (Cal)	9	vs. Oregon	10/5/1946
Fewest Returns (Cal)	0	Many times. Last at Oregon State	11/12/2022
Most Returns (Both Teams)	14	Cal (7) vs. Saint Mary's (7)	9/24/1949
	14	Cal (7) vs. Stanford (7)	11/18/1972
	14	Cal (8) vs. Oregon State (6)	11/6/1999
Fewest Returns (Both Teams)	0	Many Times	
		Last vs. Oregon State	10/30/2021
Most Yards (Cal)	187	vs. Colorado State	9/27/2008
Fewest Yards (Cal)	-12	vs. Stanford	11/27/2020
Most Yards (Both Teams)	202	Cal (36) at Washington (166)	10/17/1998
Fewest Yards (Both Teams)	-10	Cal (-6) vs. Washington State (-4)	10/24/1970
Highest Average Return (Cal)	42.7	(128/3) at Arizona	11/11/2006
Highest Average Return (Both Teams)	61.7	Cal (0/0) vs. USC (185/3)	11/9/2013
Lowest Average Return (min. 3 attempts) (Cal)	-2.0	(-6/3) vs. Washington State	10/24/1970
Lowest Average Return (Both Teams)	-1.7	Cal (-6/3) vs. Washington State (-4/3)	10/24/1970
		Cal (-1/1) vs. Arizona (-4/2)	9/22/2007
Most Touchdowns (Cal)	2	at Washington State	9/17/1966
	2	vs. Colorado State	9/27/2008
Most Touchdowns (Both Teams)	3	Cal (0) vs. USC (3)	11/9/2013

PUNT RETURN INDIVIDUAL RECORDS

MOST RETURNS IN A CAREER	110	Deltha O'Neal	1996-99
MOST RETURNS IN A SEASON	42	Deltha O'Neal	1999
MOST RETURNS IN A GAME	7	Scott Stringer vs. Stanford	11/18/1972
MOST RETURN YARDS IN A CAREER	1169	Deltha O'Neal	1996-99
MOST RETURN YARDS IN A SEASON	455	DeSean Jackson	2006
MOST RETURN YARDS IN A GAME	138	Jemeel Powell at USC	10/28/2000
HIGHEST AVERAGE GAIN PER RETURN IN A CAREER	16.7 (38-633)	DeSean Jackson	2005-07
HIGHEST AVERAGE GAIN PER RETURN IN A SEASON	18.2 (25-455)	DeSean Jackson	2006
HIGHEST AVERAGE GAIN PER RETURN IN A GAME	108.0 (1-108)	Don Guest vs. Washington State	9/17/1966
MOST TOUCHDOWNS IN A CAREER	6	DeSean Jackson	2005-07
MOST TOUCHDOWNS IN A SEASON	4	DeSean Jackson	2006
MOST TOUCHDOWNS IN A GAME	1	Many Times	
		Last By Keenan Allen vs. Southern Utah	9/8/2012

ALL RETURNS

MOST KICKOFF AND PUNT RETURNS IN A CAREER	209	Deltha O'Neal	1996-99
MOST KICKOFF AND PUNT RETURNS IN A SEASON	61	Deltha O'Neal	1999

ALL-TIME TOP 10

CAREER KICK RETURN AVERAGE (MIN 20 ATTEMPTS)					
PLAYER	YEARS	NO	YDS	TD	AVG
1 Jahvid Best	2007-09	32	844	0	26.3
2 Isaac Curtis	1970-71	41	1036	0	25.3
3 Deltha O'Neal	1996-99	99	2472	2	24.9
4 Russell White	1990-92	49	1212	1	24.73
5 Trevor Davis	2013-15	45	1110	2	24.67
6 Jim Blakeney	1962-64	44	1081	1	24.2
7 LaShaun Ward	1999-2002	45	1086	1	24.1
8 Tom Blanchfield	1962-64	37	879	0	23.8
9 Adamchinobe Echemandu	1999-2003	22	516	0	23.5
10 Jerry Bradley	1964-66	25	585	0	23.4

SINGLE-SEASON KICK RETURN AVERAGE (MIN 10 ATTEMPTS)

PLAYER	SEASON	NO	YDS	TD	AVG
1 Trevor Davis	2014	13	424	2	32.6
2 Frank Brunk	1949	10	295	1	29.5
3 Tom Blanchfield	1963	16	470	0	29.4
4 Deltha O'Neal	1999	19	555	1	29.2
5 LaShaun Ward	2002	28	809	1	28.9
6 Paul Larson	1954	10	285	0	28.5
7 Frank Porto	1942	14	398	0	28.42
8 Deltha O'Neal	1998	22	624	0	28.36
9 Jim Blakeney	1963	14	397	1	28.35
10 Darrin Greer	1987	19	532	0	28.3

CAREER PUNT RETURN AVERAGE (MIN 20 ATTEMPTS)

PLAYER	YEARS	NO	YDS	TD	AVG
1 DeSean Jackson	2005-07	38	633	6	16.7
2 Jeremy Ross	2007-10	31	471	1	15.2
3 Paul Keckley	1946-48	35	453	0	12.9
4 Jemeel Powell	1999-2002	57	724	3	12.7
5 Tim Mixon	2003-05	56	710	1	12.68
6 Jerry Bradley	1964-66	53	662	2	12.5
7 Keenan Allen	2010-12	33	252	1	12.0
8 Carl Van Heuit	1949-50	38	422	0	11.1
9 Bill Main	1946-48	26	285	0	11.0
10 Paul Larson	1952-54	42	450	1	10.7

SINGLE-SEASON PUNT RETURN AVERAGE (MIN 10 ATTEMPTS)

PLAYER	SEASON	NO	YDS	TD	AVG
1 DeSean Jackson	2006	25	455	4	18.2
2 Jemeel Powell	2000	12	218	1	18.17
3 Paul Keckley	1948	16	245	0	15.3
4 Tim Mixon	2005	24	357	1	14.9
5 Keenan Allen	2012	15	212	1	14.1
6 Jerry Bradley	1966	23	296	2	12.9
7 Jeremy Ross	2010	22	279	0	12.68
8 Carl Van Heuit	1949	18	228	0	12.67
9 Syd'Quan Thompson	2008	28	344	1	12.3
10 Jerry Bradley	1965	18	220	0	12.2

CAREER ALL-PURPOSE YARDS

PLAYER	YEARS	RUSH	REC	RET	TOTAL
1 Deltha O'Neal	1996-99	685	319	3991	4998
2 Russell White	1990-92	3367	364	1212	4943
3 Khalfani Muhammad	2013-16	2073	571	1931	4575
4 Marshawn Lynch	2004-06	3230	600	744	4574
5 Chuck Muncie	1973-75	3052	1085	57	4194
6 Shane Vereen	2008-10	2834	674	561	4069
7 Jahvid Best	2007-09	2668	533	844	4045
8 Joe Igber	1999-2002	3124	755	0	3879
9 Na'il Benjamin	1993-96	145	2196	1495	3836
10 Justin Forsett	2004-07	3220	386	162	3768

SINGLE-SEASON ALL-PURPOSE YARDS

PLAYER	SEASON	RUSH	REC	RET	TOTAL
1 Jahvid Best	2008	1580	246	421	2247
2 J.J. Arrington	2004	2018	121	0	2139
3 Chuck Muncie	1975	1460	392	19	1871
4 Lavelle Hawkins	2007	60	872	922	1854
5 Marshawn Lynch	2006	1356	328	101	1785
6 Shane Vereen	2009	952	244	561	1757
7 Russell White	1990	1000	127	629	1756
8 Justin Forsett	2007	1546	202	0	1748
9 Russell White	1991	1177	139	408	1724
10 Marshawn Lynch	2005	1246	125	271	1642



DEFENSIVE RECORDS

LOWEST COMPLETION PERCENTAGE ALLOWED (20+ ATTEMPTS)

19.0 (4-21) vs. Alameda Coast Guard	11/20/1943
22.2 (6-27) vs. Temple	9/18/1993
24.2 (8-33) vs. Oregon State	11/6/1999
25.0 (5-20) vs. Oregon State	11/18/1939
25.0 (5-20) vs. Washington State	11/2/1946
25.0 (5-20) vs. Saint Mary's	9/24/1949

LOWEST COMPLETION PERCENTAGE ALLOWED (MIN. 15 ATT)

0.0 (0-15) vs. Washington State	10/9/1937
---------------------------------	-----------

HIGHEST COMPLETION PERCENTAGE ALLOWED (20+ ATTEMPTS)

87.2 (34-39) vs. Stanford	11/21/1959
84.0 (21-25) at Stanford	11/22/1997
83.3 (20-24) at Washington	12/5/2009
82.9 (29-35) vs. USC	11/16/2019
82.6 (19-23) vs USC	10/31/2015

FEWEST PASSING YARDS ALLOWED

0 Many Times. Last vs. Washington	11/7/1964
-----------------------------------	-----------

MOST PASSING YARDS ALLOWED

734 at Washington State	10/4/2014
521 vs. Washington State	10/5/2013
520 vs. Texas Tech (Holiday Bowl)	12/30/2004
520 at Arizona	9/20/2014
513 at Washington State	9/22/2001

MOST PASSING TOUCHDOWNS ALLOWED

7 vs. Oregon	11/10/2012
7 vs. Colorado (2 OT)	9/27/2014
7 vs. Washington	11/5/2016
6 at Stanford	11/23/2013
6 at Washington State	10/4/2014
6 vs. Oregon (2 OT)	10/21/2016

MOST INTERCEPTIONS - CAL

6 vs. Syracuse	10/26/1968
6 vs. Washington State	11/16/1974
5 Many times. Last vs. Washington State	10/13/2017

HIGHEST PERCENTAGE OF PASSES INTERCEPTED

50.0 (6-12) vs. Washington State	11/16/1974
----------------------------------	------------

MOST INTERCEPTION RETURN YARDS

146 vs. Syracuse	10/26/1968
------------------	------------

FEWEST INTERCEPTION RETURN YARDS

-16 vs. Oregon	10/16/1982
----------------	------------

MOST INTERCEPTION RETURN TOUCHDOWNS

2 Many times. Last vs. Colorado	11/24/2018
---------------------------------	------------

MOST PUNTS FORCED

24 vs. Washington State	11/4/1922*
12 Four times. Last vs. Army	9/29/1973

FEWEST PUNTS FORCED

0 vs. Duke	10/12/1963
------------	------------

MOST PUNTING YARDAGE AGAINST

782 vs. Washington State	11/4/1922*
497 vs. Oregon State	11/1/1997

FEWEST PUNTING YARDAGE AGAINST

0 vs. Duke	10/12/1963
------------	------------

HIGHEST AVERAGE PER PUNT AGAINST (MIN. 4 PUNTS)

55.5 (4/22) at Washington	9/25/2021
---------------------------	-----------

LOWEST AVERAGE PER PUNT AGAINST (MIN. 4 PUNTS)

22.0 (4/88) vs. USC	11/2/1974
---------------------	-----------

FEWEST PUNT RETURNS ALLOWED

0 Many Times. Last vs. UCLA	11/28/2022
-----------------------------	------------

MOST PUNT RETURNS ALLOWED

9 at Washington State	10/16/1993
at Oregon State	10/21/1995

FEWEST PUNT RETURN YARDS ALLOWED

-14 vs. Tennessee	9/10/1977
-------------------	-----------

MOST PUNT RETURN YARDS ALLOWED

185 vs. USC	11/9/2013
-------------	-----------

LOWEST AVERAGE GAIN ALLOWED PER PUNT RETURN (MIN. 2)

-3.5 (2-(-7)) Three Times. Last vs. Oregon	11/1/2008
--	-----------

HIGHEST AVERAGE GAIN ALLOWED PER PUNT RETURN (MIN. 2)

61.7 (3-185) vs. USC	11/9/2013
----------------------	-----------

MOST PUNT RETURN TOUCHDOWNS ALLOWED

3 vs. USC	11/9/2013
-----------	-----------

FEWEST KICK RETURNS ALLOWED

0 Many Times. Last at Arizona	11/6/2021
-------------------------------	-----------

MOST KICK RETURNS ALLOWED

12 vs. Pacific	9/7/1991
----------------	----------

FEWEST KICK RETURN YARDS ALLOWED

0 Many Times. Last at Washington State	10/1/2022
--	-----------

MOST KICK RETURN YARDS ALLOWED

298 at Washington State	9/6/2008
-------------------------	----------

LOWEST KICK RETURN AVERAGE ALLOWED PER RETURN

1.0 (2-2) vs. Washington	10/11/2014
--------------------------	------------

HIGHEST KICK RETURN AVERAGE ALLOWED PER RETURN

57.5 (230-4) at Utah	10/27/2012
----------------------	------------

MOST KICK RETURN TOUCHDOWNS ALLOWED

2 at Utah	10/27/2012
-----------	------------

MOST OPPONENTS' FUMBLES

13 vs. San Jose State	9/25/1954
-----------------------	-----------

MOST OPPONENTS' FUMBLES LOST

9 vs. San Jose State	9/25/1954
----------------------	-----------

MOST OPPONENTS' TURNOVERS

10 vs. San Jose State (9 fum, 1 int)	9/25/1954
--------------------------------------	-----------

FEWEST OPPONENTS' TURNOVERS

0 Many Times. Last vs. UCLA	11/25/2022
-----------------------------	------------

MOST PENALTIES BY OPPONENT

17 vs. Arizona State	11/6/1993
16 vs. Washington State	10/8/1955
16 vs. Ole Miss	9/16/2017
15 vs. UCLA	10/20/1956
15 vs. Notre Dame	10/10/1959
15 vs. USC	10/7/1995
15 vs. Oklahoma	9/20/1997

MOST OPPONENTS' PENALTY YARDS

179 vs. Missouri	9/30/1972
176 vs. UCLA	10/20/1956
163 vs. Washington	11/14/1959
159 at USC	11/13/2014
158 vs. Notre Dame	10/10/1959

FEWEST OPPONENTS' PENALTIES

0 Many times. Last at Arizona	10/18/2008
-------------------------------	------------

FEWEST OPPONENTS' PENALTY YARDS

0 Many times. Last at Arizona	10/18/2008
-------------------------------	------------

ALL-TIME TOP 10

CAREER TACKLES

PLAYER	SEASONS	NO
1 David Ortega	1986-89	525
2 Hardy Nickerson	1983-86	501
3 Jerrott Willard	1991-94	469
4 Evan Weaver	2016-19	412
5 Mike Mohamed	2007-10	340
6 Ron Rivera	1980-83	336
7 Eddie Walsh	1980-83	288
8 Steve Hendrickson	1985-88	286
9 Jordan Kunaszyk	2016-18	273
10 Majett Whiteside	1985-88	268

SINGLE-SEASON TACKLES

PLAYER	SEASON	NO
1 Evan Weaver	2019	182
2 Hardy Nickerson	1985	167
3 David Ortega	1989	159
Evan Weaver	2018	159
5 Jordan Kunaszyk	2018	148
6 Jerrott Willard	1993	147
7 David Ortega	1987	142
8 Hardy Nickerson	1984	141
9 Ron Rivera	1983	138
10 Steve Hendrickson	1988	134

CAREER TACKLES FOR LOSS

PLAYER	SEASONS	NO
1 Sekou Sanyika	1996-99	63.0
2 Andre Carter	1997-2000	55.0
3 Jerrott Willard	1991-94	54.0
4 Tully Banta-Cain	1999-2002	52.0
5 Zack Follett	2005-08	51.0
6 Regan Upshaw	1993-95	49.0
7 Matt Beck	1996-99	48.0
8 Ron Rivera	1980-83	47.5
9 Andy Jacobs	1993-96	38.5
10 Mawuko Tugbenyoh	1996-99	37.0

SINGLE-SEASON TACKLES FOR LOSS

PLAYER	SEASON	NO
1 Ron Rivera	1983	26.5
2 Duane Clemons	1995	26.0
3 Sekou Sanyika	1998	23.0
Zack Follett	2008	23.0
5 Tully Banta-Cain	2002	22.0
6 Matt Beck	1997	21.0
7 Scott Roseman	1992	20.5
Regan Upshaw	1994	20.5
9 Andre Carter	1999	20.0
Andre Carter	2000	20.0

SINGLE-GAME TACKLES FOR LOSS (SINCE 2000)

1 Tully Banta-Cain	vs. Stanford, 11/18/2000	5.0
Tully Banta-Cain	vs. Rutgers, 11/3/2001	5.0
3 Tully Banta-Cain	vs. New Mexico State, 9/7/2002	4.5
4 Andre Carter	vs. USC, 10/28/2000	4.0
Tully Banta-Cain	vs. Arizona, 11/3/2001	4.0
Donnie McCleskey	vs. Southern Miss, 9/6/2003	4.0
Nu'u Tafisi	at Oregon, 11/5/2005	4.0
Zack Follett	vs. Miami, 12/27/2008	4.0

CAREER SACKS

PLAYER	SEASONS	NO
1 Andre Carter	1997-2000	31.0
2 Regan Upshaw	1993-95	28.0
3 Tully Banta-Cain	1999-2002	26.5
4 Mawuko Tugbenyoh	1996-99	25.0
5 Brandon Whiting	1994-97	24.5
6 Zack Follett	2005-08	23.5
7 Ron Rivera	1980-83	22.0
8 Cameron Goode	2016-21	21.5
9 Ryan Riddle	2003-04	21.0
10 Joel Dickson	1986-90	20.0

SINGLE-SEASON SACKS

PLAYER	SEASON	NO
1 Ryan Riddle	2004	14.5
2 Andre Carter	2000	13.5
3 Ron Rivera	1983	13.0
Tully Banta-Cain	2002	13.0
5 Mawuko Tugbenyoh	1999	12.5
6 Tom Canada	2002	12.0
7 Regan Upshaw	1994	11.0
8 Duane Clemons	1995	10.5
Zack Follett	2008	10.5
10 Andre Carter	1999	10.0

SINGLE-GAME SACKS

PLAYER	OPPONENT, DATE	NO
1 Tully Banta-Cain	vs. New Mexico State, 9/7/2002	4.5
2 Mawuko Tugbenyoh	vs. USC, 10/30/1999	4.0
Tully Banta-Cain	vs. Rutgers, 11/23/2001	4.0
4 Andy Jacobs	vs. San Diego State, 9/14/1996	3.0
John McLaughlin	vs. Houston, 9/5/1998	3.0
Sekou Sanyika	vs. USC, 10/10/1998	3.0
Andre Carter	vs. Arizona State, 10/7/2000	3.0
Daniel Nwangwu	vs. UCLA, 10/20/2001	3.0
Tom Canada	vs. Stanford, 11/23/2002	3.0
Ryan Riddle	vs. Southern Miss, 8/30/2003	3.0
Wendell Hunter	vs. Illinois, 9/20/2003	3.0

CAREER INTERCEPTIONS

PLAYER	SEASONS	YDS	TD	NO
1 Ken Wiedemann	1967-69	184	2	16
2 Daymeion Hughes	2003-06	344	4	15
3 Paul Keckley	1946-48	158	1	12
Paul Larson	1951-54	163	0	12
Ray Youngblood	1969-71	84	0	12
6 Ron Coccimiglio	1978-80	227	0	11
Deltha O'Neal	1996-99	352	5	11
8 Matt Hazeltine	1951-54	90	0	10
Ken Moulton	1963-65	27	0	10
Anthony Green	1975-77	176	0	10
Chris Cannon	1988-92	79	0	10
Jemeel Powell	1999-2002	66	1	10
Jaylinn Hawkins	2015-19	90	0	10

SINGLE-SEASON INTERCEPTIONS

PLAYER	SEASON	YDS	TD	NO
1 Deltha O'Neal	1999	280	4	9
2 Daymeion Hughes	2006	113	2	8
3 Joe Stuart	1944	NA	1	7
Jackie Jensen	1947	114	0	7
Paul Keckley	1948	54	0	7
Jim Hunt	1964	65	0	7
Ken Wiedemann	1968	69	0	7
8 Paul Larson	1953	102	0	6
Wayne Stewart	1966	146	2	6
Ken Wiedemann	1967	91	1	6
Ray Youngblood	1970	51	0	6
Clarence Duren	1971	47	0	6
Herman Edwards	1974	34	1	6
Anthony Washington	1978	224	2	6
David Ortega	1987	36	0	6
Jaylinn Hawkins	2018	39	0	6

CAREER PASS BREAKUPS

PLAYER	SEASONS	NO
1 Syd'Quan Thompson	2006-09	36
2 Chidi Iwuoma	1997-2000	35
3 Harrison Smith	2002-05	32
4 Daymeion Hughes	2003-06	29
Camryn Bynum	2017-2020	29
6 Jemeel Powell	1999-2002	27
7 John Hardy	1986-90	25
Donnie McCleskey	2002-05	25
Darian Hagan	2007-10	25
Steve Williams	2010-12	25

SINGLE-SEASON PASS BREAKUPS

PLAYER	SEASON	NO
1 Harrison Smith	2004	18
Darian Hagan	2008	18
Syd'Quan Thompson	2008	18
4 Jemeel Powell	2000	16
5 John Hardy	1990	13
Donnie McCleskey	2003	13
7 Issac Booth	1993	12
Daymeion Hughes	2005	12
Marc Anthony	2011	12
10 David Wilson	1991	11
Chidi Iwuoma	1998	11
Deltha O'Neal	1999	11
Chidi Iwuoma	2000	11
Daymeion Hughes	2006	11
Steve Williams	2011	11
Jeremiah Early	2022	11

MOST TACKLES IN A GAME

22 Jordan Kunaszyk	vs. UCLA	10/13/2018
22 Evan Weaver	at Ole Miss	9/21/2019
22 Evan Weaver	at Utah	10/26/2019

MOST INTERCEPTIONS IN A GAME

4 Herman Edwards	vs. Washington State	11/16/1974
------------------	----------------------	------------

MOST INTERCEPTION RETURN YARDS IN A CAREER

356 Deltha O'Neal	1996-99
-------------------	---------

MOST INTERCEPTION RETURN YARDS IN A SEASON

280 Anthony Washington	1978
------------------------	------

MOST INTERCEPTION RETURN YARDS IN A GAME

108 Syd'Quan Thompson	at Washington State	9/6/2008
-----------------------	---------------------	----------

MOST INTERCEPTION RETURN TOUCHDOWNS IN A CAREER

5 Deltha O'Neal	1996-99
-----------------	---------

MOST INTERCEPTION RETURN TOUCHDOWNS IN A SEASON

4 Deltha O'Neal	1999
-----------------	------

MOST INTERCEPTION RETURN TOUCHDOWNS IN A GAME

1 Many Times.		
Last by Craig Woodson	vs. UC Davis	9/3/2022

MOST FUMBLES RECOVERED IN A GAME

4 Anthony Green	vs. UCLA	10/13/1976
-----------------	----------	------------

LONGEST PLAYS IN CAL HISTORY

RUNS FROM SCRIMMAGE

98	Bill Powell	vs. Oregon State	10/27/1951
96	John Wilson	vs. San Jose State	9/25/1954
93	Jahvid Best	at UCLA	10/17/2009
92	Joe Kapp	vs. Oregon	10/25/1958
91	Jerry Drew	vs. Pennsylvania	10/10/1953
90	Heine Heitmuller	vs. Perris Indians	11/28/1902
90	Tyrone Moore	vs. Arizona State	11/14/1987
90	Tarik Smith	vs. San Diego State	9/14/1996
89	J.J. Arrington	at Air Force	9/4/2004
87	Joe Stuart	vs. Coast Guard	11/4/1944
86	Jahvid Best	at Washington State	9/6/2008
85	Benny Lom	vs. USC	11/22/1929
84	Jim Monachino	at Stanford	11/19/1949
84	Don Johnson	vs. Minnesota	10/4/1952
84	Jahvid Best	vs. Washington	12/6/2008

PASS PLAYS

92	Jared Goff to Daniel Lasco	vs. Colorado	9/27/2014
90	Zach Maynard to Keenan Allen	at Washington	9/24/2011
89	Jared Goff to Chris Harper	vs. Washington State	10/5/2013
88	Joe Roth to Wesley Walker	vs. Georgia	9/11/1976
85	Charlie Young to Oliver Hillmon	vs. Oregon State	10/15/1977
84	Pat Barnes to Na'il Benjamin	vs. Fresno State	9/9/1995
84	Chase Garbers to Trevon Clark	at Stanford	11/20/2021
83	Bob Powell to Bob Edmonston	vs. St. Mary's	9/22/1945
83	Charlie Young to Floyd Eddings	vs. Oregon State	10/15/1977
83	Kyle Boller to Drae Harris	vs. Oregon State	11/6/1999
81	Kyle Boller to Derek Swafford	vs. Oregon State	11/4/2000
80	Jackie Jensen to Paul Keckley	vs. Stanford	11/22/1947
80	Joe Kapp to Hank Olguin	vs. Washington	11/16/1957
80	Rich Campbell to Holden Smith	vs. Arizona	10/14/1978
80	Gale Gilbert to David Lewis	vs. Arizona	10/1/1983
80	Aaron Rodgers to Geoff McArthur	vs. UCLA	10/16/2004
80	Jared Goff to Bryce Treggs	at Arizona	9/20/2014
80	Jared Goff to Bryce Treggs	at Oregon	11/7/2015

FIELD GOALS

55	Robbie Keen	vs. Washington	11/12/1988
55	Tom Schneider	vs. Stanford	12/2/2006
54	Archie Nisbet	vs. Washington State	11/4/1922
54	Ron Vander Meer	vs. Illinois	10/5/1974
54	Mick Luckhurst	vs. Oregon State	10/18/1980
54	Randy Pratt	vs. UCLA	10/22/1983
54	Giorgio Tavecchio	at Oregon	10/6/2011
54	Dario Longhetto	vs. Stanford	11/19/2022
53	Leland Rix	vs. Oregon State	10/11/1986
53	Robbie Keen	vs. Wisconsin	9/23/1989
53	Ryan Longwell	vs. San Diego State	9/14/1996
53	Tyler Fredrickson	at Oregon	11/8/2003
53	Giorgio Tavecchio	vs. Washington	11/27/2010
52	Jim Breech	vs. Stanford	11/20/1976
52	Joe Cooper	vs. Georgia Tech	9/16/1978
52	Leland Rix	vs. Arizona	10/25/1986
52	Robbie Keen	vs. USC	11/5/1988
52	Doug Brien	vs. Washington	10/9/1993
52	Vincenzo D'Amato	vs. Washington State	10/13/2012
52	Matt Anderson	vs. Arizona	10/21/2017
52	Dario Longhetto	at Oregon State	11/21/2020
51	Mark Jensen	at Michigan State	9/14/2002
51	Tyler Fredrickson	vs. USC	9/27/2003
51	Giorgio Tavecchio	at Arizona State	10/31/2009
51	Vincenzo D'Amato	at UCLA	10/12/2013
51	Dario Longhetto	vs. Colorado	10/23/2021
50	Ron Miller	vs. Syracuse	10/26/1968
50	Ron Miller	vs. Oregon	11/16/1968
50	Jim Breech	vs. Washington State	9/27/1975
50	Randy Pratt	vs. San Jose State	9/17/1983
50	Robbie Keen	vs. San Jose State	10/7/1989
50	Robbie Keen	vs. Washington	10/21/1989
50	Robbie Keen	vs. Stanford	11/17/1990
50	Doug Brien	vs. Washington	10/19/1991
50	Doug Brien	vs. San Jose State	9/5/1992
50	Mark Jensen	at Oregon State	10/26/2002

PUNTS

89	Scott Tabor	vs. USC	9/26/1987
84	Dan Melville	vs. Nebraska	9/9/1978
78	Scott Tabor	vs. Washington	10/4/1986
76	Bryan Anger	vs. Stanford	11/22/2008
75	Ryan Longwell	vs. USC	10/30/1993
75	Bryan Anger	vs. Stanford	11/22/2008
73	Andrew Larson	vs. Oregon State	10/13/2007
73	Steven Coutts	vs. Oregon	9/29/2018
72	Arleigh Williams	vs. USC	10/28/1933
72	Ryan Longwell	vs. Navy (Aloha Bowl)	12/25/1996
72	Andrew Larson	vs. Stanford	12/2/2006
72	Bryan Anger	vs. Arizona State	10/4/2008
72	Bryan Anger	at UCLA	10/17/2009
71	Bryan Anger	vs. Stanford	11/20/2010

KICK RETURNS

102	Ed Solinsky	vs. California Aggies	10/16/1937
102	Frank Brunk	vs. USC	10/15/1949
100	Deltha O'Neal	vs. Navy (Aloha Bowl)	12/25/1996
100	Deltha O'Neal	vs. Stanford	11/20/1999
100	Trevor Davis	at Washington State	10/4/2014
99	Russell White	vs. Miami, Fla.	9/15/1990
99	Nikko Remigio	vs. Sacramento State	9/18/2021
98	Don Johnson	vs. UCLA	11/1/1952
98	Trevor Davis	at Washington State	10/4/2014
94	LaShaun Ward	vs. Arizona	11/16/2002
92	Tom Blanchfield	vs. San Jose State	10/19/1963
90	Lavelle Hawkins	vs. Louisiana Tech	9/15/2007
89	Ashtyn Davis	vs. Idaho State	9/15/2018
88	Brendan Bigelow	vs. Presbyterian	9/17/2011

PUNT RETURNS

108	Don Guest (Missed FG Attempt)	vs. Washington State	9/17/1966
105	Bobby Sherman	vs. Stanford	11/8/1902
95	DeSean Jackson	at Arizona	11/11/2006
92	Grover Garvin	vs. Washington State	9/19/1959
90	Jemeel Powell	at Michigan State	9/14/2002
84	Jemeel Powell	vs. Stanford	11/23/2002
83	Jemeel Powell	at USC	10/28/2000
80	Leroy Sharp	vs. Olympic Club	10/2/1915
79	Tim Mixon	vs. Illinois	9/17/2005
77	DeSean Jackson	vs. Tennessee	9/1/2007
76	Jeremy Ross	vs. Washington State	10/24/2009

INTERCEPTION RETURNS

100	Jim Jurkovich	vs. USC	11/9/1940
100	John Hardy	at Wisconsin	9/8/1990
100	Deltha O'Neal	vs. Oregon	11/13/1999
100	Matt Nixon	vs. Baylor	8/31/2002
90	Bobby Smith	vs. Oregon	11/13/1965
90	Syd'Quan Thompson	at Washington State	9/6/2008
85	Charley Erb	vs. Olympic Club	9/25/1920
85	Perry Thomas	vs. St. Mary's	9/25/1937
85	Will Lotter	vs. UCLA	11/6/1948
85	Nnamdi Asomugha	at Arizona State	11/9/2002
82	John Cunningham	vs. Washington State	10/4/1947

**CAL**

Scored 50+ Points52, vs. Oregon, 10/21/2016
Back-To-Back Scored 50+ Points 55 vs. Air Force, 12/29/2015; 51 vs. Hawaii, 8/27/2016
Shut out opponent at home vs. Arizona, 10/1/2005 (28-0)
Shut out opponent at home (Pac-10/12) vs. Arizona, 10/1/2005 (28-0)
Shut out opponent on road at Arizona, 10/23/2004 (38-0)
Shut out opponent on road (Pac-10/12) at Arizona, 10/23/2004 (38-0)
Recorded Back-To-Back Shutoutsat Arizona, 10/23/2004 (38-0); vs. Arizona State, 10/30/2004 (27-0)
Recorded Back-To-Back Shutouts At Homevs. Colorado, 9/28/1968 (10-0); vs. San Jose State, 10/5/1968 (46-0)
Last Scoreless Tievs. Oregon, 11/14/1953 (0-0)
Overtime Game at Colorado, 10/15/2022 (L, 13-20, OT)
300+ yards rushing354, vs. Arizona, 9/24/2022
400+ yards rushing431, vs. Washington, 12/6/2008
<25 yards rushing23, at Utah, 10/26/2019
300+ yards passing354, vs. Arizona, 9/24/2022
400+ yards passing406, at USC, 11/5/2022
500+ yards passing522, at San Diego State, 9/10/2016
<100 yards passing94, at Arizona, 11/6/2021
500+ yards total offense599, vs. Arizona, 9/24/2022
600+ yards total offense636, at Stanford, 11/20/2021
<200 yards total offense156, at Oregon State, 11/12/2022
<150 yards total offense122, at Arizona, 11/6/2021
Beat a Top 20 team at homevs. No. 15/13 Washington, 10/27/2018 (12-10)
Beat a Top 15 team at homevs. No. 15/13 Washington, 10/27/2018 (12-10)
Beat a Top 10 team at homevs. No. 8/9 Washington State, 10/13/2017 (37-3)
Beat a Top 5 team at homevs. No. 3 USC, 9/27/2003 (34-31, 3 OT)
Beat a Top 20 team on the roadat No. 14/12 Washington, 9/7/2019 (20-19)
Beat a Top 15 team on the roadat No. 14/12 Washington, 9/7/2019 (20-19)
Beat a Top 10 team on the roadat No. 10 Indiana, 9/27/1969 (17-14)
Beat a Top 5 team on the roadat No. 3 Stanford, 11/24/1951 (20-7)
Forced 5 or more turnovers5, vs. Colorado, 11/24/2018
Forced 7 or more turnovers7, vs. Washington State, 10/13/2017
Had 4 or more interceptions4, vs. TCU, 12/26/2018
Had 5 or more interceptions5, vs. Washington State, 10/13/2017
Had 0 TOvs. Washington, 10/22/2022
Had 5 or more sacks6.0, vs. Colorado, 10/23/2021
Blocked 2+ punts2, at Oregon, 11/7/2015
Won without scoring an offensive touchdownvs. Washington, 10/27/2018

CAL INDIVIDUAL RUSHING

Rushed for 100+ yards274, Jaydn Ott vs. Arizona, 9/24/2022
Rushed for 200+ yards274, Jaydn Ott vs. Arizona, 9/24/2022
Two or more 100-yd rushers302, Khalifani Muhammad (154)/Tre Watson (148), vs. Oregon, 10/21/2016
Had a run of 50+ yards73, Jaydn Ott vs. Arizona, 9/24/2022
Had a run of 75+ yards76, Marcel Dancy at Stanford, 11/20/2021
Had 30+ rushing attempts36, Christopher Brown Jr. vs. UC Davis, 8/31/2019
Had 35+ rushing attempts36, Christopher Brown Jr. vs. UC Davis, 8/31/2019
Had 40+ rushing attempts42, Shane Vereen at Stanford, 11/21/2009
Had 3+ TD rushes3, Jaydn Ott vs. Arizona, 9/24/2022
Had 4+ TD rushes5, Jahvid Best at Minnesota, 9/19/2009
Had 5+ TD rushes5, Jahvid Best at Minnesota, 9/19/2009

CAL INDIVIDUAL PASSING

Passed for 350+ yards406, Jack Plummer at USC, 11/5/2022
Passed for 400+ yards406, Jack Plummer at USC, 11/5/2022
Passed for 500+ yards522, Davis Webb at San Diego State, 9/10/2016
Had 30+ completions435, Jack Plummer at USC, 11/5/2022
Had 50+ attempts52, Jack Plummer at Colorado, 10/15/2022
Completed a pass of 50+ yards58, Jack Plummer to Jeremiah Hunter at USC, 11/5/2022
Completed 2+ passes of 50+ yards68 and 54, Chase Garbers to Trevon Clark at TCU, 9/11/2021
Completed a pass of 75+ yards84, Chase Garbers to Trevon Clark at Stanford, 11/20/2021
Had 4+ TD passes4, Jack Plummer vs. UCLA, 11/25/2022

CAL INDIVIDUAL RECEIVING

Had 10+ receptions10, Kekoa Crawford at Washington 9/25/2021
Had 100+ yards receiving153, Jeremiah Hunter vs. UCLA, 11/25/2022
Had 150+ yards receiving153, Jeremiah Hunter vs. UCLA, 11/25/2022
Had 2+ receptions of 50+ yards68 and 54, Trevon Clark at TCU, 9/11/2021
Had 3+ TD catches3, Kenny Lawler vs. Air Force, 12/29/2015

CAL INDIVIDUAL DEFENSE

Had 15+ tackles17, Oluwafemi Oladejo; 16, Daniel Scott vs. UCLA, 11/25/2022
Had 20+ tackles22, Evan Weaver at Utah, 10/26/2019
Had 2+ interceptions3, Jaylenn Hawkins vs. TCU, 12/26/2018
Interception Return for TD39, Craig Woodson vs. UC Davis, 9/3/2022
Fumble Return for TD37, Jackson Sirmon vs. Stanford, 11/19/2022*
.....*not officially credited with a fumble return as he picked up teammate Jeremiah Earby's fumble	
.....33, Jeremiah Earby at Oregon State, 11/12/2022
Had 5+ tackles for loss5, Tully Banta-Cain vs. New Mexico State, 9/7/2002
Had 4+ sacks4.5, Tully Banta-Cain vs. New Mexico State, 9/7/2002
Blocked a puntNick Alftin vs. Oregon State, 10/30/2021
Blocked a field goalCameron Walker vs. Washington, 10/11/2014
Blocked an extra pointLuc Bequette vs. Idaho State, 9/15/2018
Recorded a safetyTeam vs. USC, Nov. 10/2018

CAL INDIVIDUAL MISCELLANEOUS

Scored 4+ TDs4, Trevor Davis at Washington State, 10/4/2014
Punted the ball 70+ yards73, Steven Coumts vs. Oregon, 9/29/2018
Made a 50+ yard FG54, Dario Longhetto vs. Stanford, 10/19/2022
Made 4+ FG4, Dario Longetto vs. Colorado, 10/23/2021
Made 5+ FG5, Matt Anderson vs. UCLA, 11/26/2016
Kickoff return for TD99, Nikko Remigio vs. Sacramento State, 9/18/2021
Punt return for TD69, Keenan Allen vs. Southern Utah, 9/8/2012
Returned a blocked FG for a TDZack Follett at Washington State, 9/6/2008 (65 yards)
Returned PAT for a scoreWendell Hunter at Southern Miss, 12/6/2004 (blocked kick)
Returned a blocked punt for a TDChris Conte vs. Arizona State, 10/23/2010 (17 yards)
Made a game-winning field goalGreg Thomas vs. Washington, 9/7/2019 (17 yards)

OPPONENT

Scored 50+ Points56, at Washington State, 11/12/2016
Scored 50+ Points Back-To-Back66 vs. Washington, 11/5/16; 56 at Washington State, 11/12/2016
Shutout by at homevs. Arizona State, 9/25/1982 (15-0)
Shutout by at home (Pac-10/12)vs. Arizona State, 9/25/1982 (15-0)
Shutout by on roadat Utah, 10/26/2019 (35-0)
Shutout by on road (Pac-10/12)at Utah, 10/26/2019 (35-0)
Shutout by in back-to-back gamesvs. UCLA, 11/11/1944 (7-0); at USC, 11/18/1944 (32-0)
Shutout by in back-to-back games at homevs. USC, 10/20/1928 (0-0); vs. Olympic Club, 10/27/1928 (12-0)
Shutout by in back-to-back games on roadat UCLA, 11/11/1944 (7-0); at USC, 11/18/1944 (32-0)
300+ yards rushing352, vs. UCLA, 11/25/2022
400+ yards rushing474, at Oregon State, 10/8/2016
500+ yards rushing532, vs. Arizona, 10/21/1972
Rushed for <25 yards16, Washington State, 11/9/2019
300+ yards passing360, at USC, 11/5/2022
400+ yards passing412, vs. Oregon, 10/29/2022
500+ yards passing527, at Washington State, 10/4/2014
Passed for <100 yards69, vs. Colorado, 10/23/2021
500+ yards total offense541, vs. UCLA, 11/25/2022
600+ yards total offense654, at Washington State, 11/12/2016
<200 yards total offense104, vs. Colorado, 10/23/2021
<150 yards total offense104, vs. Colorado, 10/23/2021
Forced 4 or more turnovers4, vs. UC Davis, 8/31/2019
Forced 5 or more turnovers5, vs. TCU, 12/26/2018
Had 4 or more interceptions5, vs. TCU, 12/26/2018
Had 5 or more interceptions5, vs. TCU, 12/26/2018
Had 5 or more sacks5.0, vs. Washington, 10/22/2022
Had 0 TOvs. UCLA, 11/25/2022

OPPONENT INDIVIDUAL RUSHING

Rushed for 200+ yards284, Christian McCaffrey vs. Stanford, 11/19/2016
Had a run of 50+ yards60 Ulonzo Gilliam vs. UC Davis, 9/3/2022
Had a run of 75+ yards75, Jermar Jefferson at Oregon State, 11/21/2020
Had 30+ rushing attempts32, Sewo Olonilua vs. TCU, 12/26/2018
Had 35+ rushing attempts42, Yvenson Bernard vs. Oregon State, 10/15/2005
Had 40+ rushing attempts42, Yvenson Bernard vs. Oregon State, 10/15/2005
Had 3+ TD rushes3, Bo Nix vs. Oregon, 10/9/2022
Had 4+ TD rushes4, Remound Wright vs. Stanford, 11/22/2014

OPPONENT INDIVIDUAL PASSING

Passed for 350+ yards360, Caleb Williams at USC, 11/5/2022
Passed for 400+ yards412, Bo Nix vs. Oregon, 11/29/2022
Had 30+ completions36, Michael Penix Jr. vs. Washington, 10/22/2022
Had 50+ attempts51, Michael Penix Jr. vs. Washington, 10/22/2022
Completed a pass of 50+ yards59, Caleb Williams to Michael Jackson III at USC, 11/5/2022
Completed a pass of 75+ yards83, Christian Stewart to Jordan Lesler, vs. BYU, 11/29/2014
Had 4+ TD passes4, Caleb Williams at USC, 11/5/2022

OPPONENT INDIVIDUAL RECEIVING

Had 10+ receptions11, Michael Pittman vs. USC, 11/16/2019
Had 100+ yards receiving115, Michael Jackson III at USC, 11/5/2022
Had 150+ yards receiving180, Michael Pittman vs. USC, 11/16/2019
Had 200+ yards receiving227, Jordan Lasley at UCLA, 11/24/2017
Had 3+ TD catches3, River Cracraft at Washington State, 11/12/2016

OPPONENT INDIVIDUAL DEFENSE

Had 15+ tackles15, Kenny Young, at UCLA, 11/24/2017
Had 20+ tackles20, Manase Hungalu, vs. Oregon State, 11/4/2017
Had 2+ interceptions2, Kyler Gordon, at Washington, 9/25/2021
Had 5+ tackles for loss5.0, Eric Manning, at Oregon State, 10/26/2002
Had 4+ sacks4.5, Derrick Rodgers, at Arizona State, 11/9/1996
Blocked a puntJesiah Irish, at Oregon State, 11/21/2020
Blocked a field goalChristian Gonzalez vs. Oregon, 10/29/2022
Blocked an extra pointNick Figueroa at USC, 11/5/2022
Recorded a safetyBrandon Jones, vs. Texas, 9/17/2016

OPPONENT INDIVIDUAL MISCELLANEOUS

Scored 4+ touchdowns4, Remound Wright, vs. Stanford, 11/22/2014
Punted the ball 60+ yards60, Kyle Ostendorf vs. Arizona, 9/24/2022
Kicked a 50+ yard field goal61, Joshua Karty, 11/9/2022
Made 3+ field goals3, Brandon Talton, vs. Nevada, 9/4/2021
Kickoff Return for TD75, Kaleb Fossom, at Washington State, 11/12/2016
Punt Return for TD55, Anthony Gould at Oregon State, 11/12/2022
Interception Return for TD24, Scottie Young Jr., at Arizona, 10/6/2018
Fumble Return for TD38, Keisan Lucier-South, vs. UCLA, 10/13/2018
Returned a blocked FG for a TDBrandon Chillar, at UCLA, 10/18/2003 (65 yards)
Returned a PAT for a scoreGeorge Hicks III vs. Washington State, 11/9/2019 (Blocked PAT)
Returned a blocked punt for a TD14, Josh Shaw, vs. USC, 11/9/2013



YEAR-BY-YEAR INDIVIDUAL LEADERS

1991	Mick Barsala	13.0
1990*	Rhett Hall	14.5
1989	Rhett Hall	19.0
1988	Natu Tuatagaloa	11.0
1987	Joel Dickson	14.0
1986	Natu Tuatagaloa	12.0
1985	Majett Whiteside	10.0
1984	Mike Rusinek	8.0
1983	Ron Rivera	26.5
1982	Gary Plummer	9.0
1981	Ron Rivera	13.0

*Bowl Statistics Not Included

SACKS

YEAR	PLAYER	NO
2022	Xavier Carlton	4.5
2021	Cameron Goode	7.5
2020	Cameron Goode	3.0
2019	Cameron Goode	9.5
2018	Luc Bequette	5.0
	Alex Funches	5.0
2017	Raymond Davison III	4.5
2016	Cameron Saffle	4.0
2015	Kyle Kragen	7.0
2014	Devante Downs	3.0
2013	Jalen Jefferson	3.0
	Kyle Kragen	3.0
2012	Chris McCain	3.5
	Kendrick Payne	3.5
2011	Trevor Guyton	5.5
2010	Mychal Kendrick	8.5
2009	Tyson Alualu	7.5
2008	Zack Follett	10.5
2007	Zack Follett	5.5
2006	Zack Follett	5.5
	Nu'u Tafisi	5.5
2005	Brandon Mebane	7.0
2004	Ryan Riddle	14.5
2003	Wendell Hunter	7.0
2002	Tully Banta-Cain	13.0
2001	Tully Banta-Cain	8.0
2000	Andre Carter	13.5
1999	Mawuko Tugbenyoh	13.0
1998	Sekou Sanyika	7.0
1997	Brandon Whiting	8.0
1996*	Andy Jacobs	7.5
1995	Duane Clemons	10.5
1994	Regan Upshaw	11.0
1993*	Regan Upshaw	7.5
1992*	Scott Roseman	8.5
1991	Mick Barsala	6.0
	Cornell Collier	6.0
1990*	Rhett Hall	7.0
1989	Cornell Collier	6.5
1988	Natu Tuatagaloa	7.5
1987	Joel Dickson	9.0
	Ken Harvey	9.0
1986	Ken Harvey	6.5
1985	Majett Whiteside	4.5
	Marlin Wenstrom	4.5
1984	Mike Rusinek	5.5
1983	Ron Rivera	13.0
1982	Reggie Camp	8.0
1981	Ron Rivera	8.0

*Bowl Statistics Not Included

INTERCEPTIONS

YEAR	PLAYER	NO	YDS	AVG	TD
2022	Daniel Scott	3	59	19.7	0
2021	Daniel Scott	3	6	2.0	1
	Nate Rutचना	3	6	2.0	0
	Elijah Hicks	3	2	0.7	0
2020	Elijah Hicks	1	30	30.0	0
	Josh Drayden	1	4	4.0	0
	Camryn Bynum	1	0	0.0	0
2019	Jaylenn Hawkins	3	29	9.7	0
2018	Jaylenn Hawkins	6	39	6.5	0
2017	Jordan Kunaszzyk	2	53	26.5	0
	Devante Downs	2	39	19.5	0
	Camryn Bynum	2	0	0	0
2016	Luke Rubenzer	2	72	36.0	0
2015	Darius White	3	21	7.0	0
2014	Griffin Piatt	3	7	2.3	0
2013	Kameron Jackson	1	0	0	0

	Jalen Jefferson	1	0	0	0
	Alex Logan	1	0	0	0
	Michael Lowe	1	0	0	0
	Avery Sebastian	1	0	0	0
2012	Michael Lowe	3	67	22.3	0
	Kameron Jackson	3	0	0	0
	Steve Williams	3	0	0	0
2011	Sean Cattouse	2	20	10.0	0
	Mychal Kendrick	2	62	31.0	0
	Steve Williams	2	45	22.5	0
	Josh Hill	2	32	16.0	1
	D.J. Campbell	2	29	14.5	0
2010	Marc Anthony	2	18	9.0	0
2009	Mike Mohamed	3	6	2.0	0
2008	Syd'Quan Thompson	4	128	32.0	0
2007	Brandon Hampton	2	62	31.0	0
2006	Daymeion Hughes	8	113	14.1	2
2005	Daymeion Hughes	5	159	31.8	1
2004	Tim Mixon	3	58	19.3	1
2003	Five players tied	2			
2002	Jemeel Powell	5	63	12.6	1
2001	Nnamdi Asomugha	3	11	3.7	1
2000	Jemeel Powell	4	0	0.0	0
1999	Deltha O'Neal	9	280	31.1	4
1998	Drae Harris	3	63	21.0	1
1997	Derrick Gardner	2	0	0.0	0
1996*	Kato Serwanga	4	1	0.3	0
1995	Kevin Devine	2	0	0.0	0
1994	Ricky Spears	3	15	5.0	0
1993*	Eric Zomalt	4	55	13.8	1
1992*	Issac Booth	4	1	0.3	0
1991	David Wilson	5	65	13.0	0
	Chris Cannon	5	56	11.2	0
1990*	Chris Cannon	4	23	5.8	0
1989	Doug Parish	4	17	4.3	0
1988	John Hardy	2	51	25.5	0
	David Ortega	2	12	6.0	0
	Travis Oliver	2	1	0.5	0
1987	David Ortega	6	36	6.0	0
1986	Gary Hein	4	27	6.8	0
1985	Gary Hein	3	9	3.0	0
	Matt Grimes	3	3	1.0	0
1984	Hardy Nickerson	2	7	3.5	0
	Matt Grimes	2	-1	-0.5	0
1983	David Carter	4	56	14.0	0
	Richard Rodgers	4	35	8.8	0
	Ray Noble	4	26	6.5	0
1982	Five players tied	2			
1981	Richard Rodgers	3	30	10.0	0
1980	Ron Coccimiglio	4	76	19.0	0
1979*	Ron Coccimiglio	3	107	35.7	0
1978	Anthony Washington	6	224	37.3	2
1977	Anthony Green	3	83	27.7	0
1976	Ken McAllister	4	87	21.8	0
	Anthony Green	4	42	10.5	0
1975	Anthony Green	3	51	17.0	0
	Phil Heck	3	38	12.7	0
	Greg Ricks	3	22	7.3	0
1974	Herman Edwards	6	34	5.7	1
1973	Ivan Weiss	3	47	15.7	0
	Karl Crumpacker	3	5	1.7	0
1972	Bill Armstrong	4	43	10.8	0
1971	Clarence Duren	6	47	7.8	0
1970	Ray Youngblood	6	51	8.5	0
1969	Phil Martyr	3	53	17.7	1
	Ken Wiedemann	3	24	8.0	1
	Ray Youngblood	3	22	7.3	0
	Irby Augustine	3	3	1.0	0
1968	Ken Wiedemann	7	69	9.9	0
1967	Ken Wiedemann	6	91	15.2	1
1966	Wayne Stewart	6	146	24.3	2
1965	Jerry Mosher	4	49	12.3	0
	Ken Moulton	4	7	1.8	0
1964	Jim Hunt	7	65	9.3	0
1963	Jerry Mosher	3	33	11.0	0
	Jim Phillips	3	24	8.0	0
1962	Larry Balliett	2	6	3.0	0
1961	Larry Balliett	5	47	9.4	0
1960	Six players tied	1			
1959	Pete Domoto	2	51	25.5	0
	Wayne Crow	2	10	5.0	0
1958	Steve Bates	3	54	18.0	0
1957	Darrell Roberts	4	35	8.8	0
1956	Darrell Roberts	5	81	16.2	0
1955	Nat Brazil	2	49	24.5	0

	Ralph Hoffman	2	15	7.5	0
1954	Jim Carmichael	3	100	33.3	1
	Paul Larson	3	0	0.0	0
1953	Paul Larson	6	102	17.0	0
1952	Paul Larson	3	61	20.3	0
	Dick Lee	3	40	13.3	0
	Matt Hazeltime	3	5	1.7	0
1951	Dick Lee	6	106	17.7	0
1950	Carl Van Heuit	4	62	15.5	0
	Carl Van Heuit	5	35	7.0	0
1948	Paul Keckley	7	54	7.7	0
1947	Jackie Jensen	7	114	16.3	0

*Bowl Statistics Not Included

PASSES DEFENDED

YEAR	PLAYER	NO
2022	Jeremiah Earby	12
2021	Lu-Magia Hearn III	11
2020	Josh Drayden	4
2019	Camryn Bynum	10
2018	Camryn Bynum	12
2017	Camryn Bynum	10
2016	Marloshaw Franklin	7
2015	Darius Allensworth	12
2014	Griffin Piatt	9
2013	Kameron Jackson	7
2012	Steve Williams	10
2011	Marc Anthony	12
2010	Marc Anthony	8
	Sean Cattouse	8
2009	Syd'Quan Thompson	11
2008	Darian Hagan	18
	Syd'Quan Thompson	18
2007	Syd'Quan Thompson	11
2006	Daymeion Hughes	19
2005	Daymeion Hughes	17
2004	Harrison Smith	18
2003	Donnie McCleskey	13
2002	Nnamdi Asomugha	13
	Jemeel Powell	13
2001	Atari Callen	9
2000	Jemeel Powell	16
1999	Deltha O'Neal	20
1998	Chidi Iwuoma	12
1997	Derrick Gardner	12
1996*	Kato Serwanga	11
1995	Duane Clemons	9
	Kevin Devine	9
1994	Artis Houston	8
1993*	Isaac Booth	14
1992*	Isaac Booth	11
1991	David Wilson	16
1990*	John Hardy	14
1989	Doug Parrish	12
1988	John Hardy	10
1987	David Ortega	8
1986	Gary Hein	10
1985	Matt Grimes	10
1984	Ken Pettway	6
1983	David Carter	13
1982	Fred Williams	10
1981	John Sullivan	11

*Bowl Statistics Not Included



YEAR-BY-YEAR TEAM STATISTICS

SCORING

YEAR	G	TD	FG	1XP	2XP	DXP	SAF	PTS	AVG
2022	12	36	12-18	31-32	2	0	0	287	23.9
2021	12	36	12-15	31-31	1	0	0	285	23.8
2020	4	10	4-5	9-10	0	0	0	81	20.3
2019	13	35	11-17	33-34	0	0	0	276	21.2
2018	13	35	12-17	32-32	0	0	1	280	21.5
2017	12	39	20-27	35-36	2	0	0	333	27.8
2016	12	54	22-26	51-51	2	0	0	445	37.1
2015	13	63	18-21	53-55	4	0	0	493	37.9
2014	12	61	11-17	56-67	1	0	1	459	38.2
2013	12	32	17-20	31-32	0	0	1	276	23.0
2012	12	33	16-23	30-33	0	0	0	276	23.0
2011	13	45	20-23	36-42	1	0	0	368	28.3
2010	12	40	11-16	37-39	0	0	0	310	25.8
2009	13	48	15-24	45-46	0	0	0	378	29.1
2008	13	54	15-21	53-53	0	0	1	424	32.6
2007	13	49	13-20	48-48	0	0	0	381	29.3
2006	13	54	15-20	52-52	2	0	1	427	32.8
2005	12	53	9-16	50-52	0	0	0	395	32.9
2004	12	59	9-17	56-57	1	1	0	441	36.8
2003	14	59	15-30	54-54	2	0	0	457	32.6
2002	12	53	19-27	50-51	0	0	1	427	35.6
2001	11	24	11-14	22-22	1	0	0	201	18.3
2000	11	30	11-16	25-26	2	0	2	246	22.4
1999	11	24	5-15	21-23	0	0	0	180	16.4
1998	11	22	10-19	17-21	0	0	2	183	16.6
1997	11	39	7-12	24-31	6	0	2	295	26.8
1996*	11	35	11-16	37-38	4	NA	1	344	31.3
1995	11	30	12-17	21-23	3	NA	0	343	22.1
1994	11	27	8-22	20-21	2	NA	1	212	19.3
1993*	13	47	15-18	43-44	1	NA	1	374	31.2
1992	11	34	16-18	28-28	1	NA	1	284	25.8
1991*	12	50	19-28	41-43	1	NA	0	406	36.9
1990*	12	40	8-15	38-38	2	NA	1	308	28.0
1989	11	25	9-16	19-20	1	NA	1	200	18.2
1988	11	25	22-28	23-23	2	NA	0	243	22.1
1987	11	31	8-14	21-22	4	NA	0	239	21.7
1986	11	16	12-16	9-13	1	NA	1	145	13.2
1985	11	30	9-16	18-21	2	NA	2	233	21.2
1984	11	17	10-16	12-13	3	NA	0	150	13.6
1983	11	25	22-27	24-24	0	NA	1	242	22.0
1982	11	27	11-23	23-25	0	NA	1	220	20.0
1981	11	25	7-15	24-24	0	NA	1	197	17.9
1980	11	22	14-17	18-20	0	NA	1	194	17.6
1979*	11	32	11-20	32-32	NA	NA	NA	257	21.4
1978	11	31	8-20	26-27	0	NA	0	236	21.5
1977	11	36	16-27	34-34	1	NA	0	300	27.3
1976	11	26	16-24	24-25	0	NA	NA	230	20.9
1975	11	43	11-19	39-42	0	NA	NA	330	30.0
1974	11	36	10-18	24-30	3	NA	NA	276	25.1
1973	11	32	7-16	28-31	1	NA	1	245	22.3
1972	11	30	5-12	23-25	2	NA	NA	228	20.7
1971	11	24	7-12	21-23	NA	NA	NA	186	16.9
1970	11	34	12-24	28-31	2	NA	NA	272	24.7
1969	10	20	13-20	19-19	1	NA	NA	180	18.0
1968	11	31	10-22	25-26	1	NA	NA	243	22.1
1967	10	19	6-15	17-18	1	NA	NA	155	15.5
1966	10	17	3-9	14-14	2	NA	NA	131	13.1
1965	10	16	5-7	14-16	0	NA	NA	125	12.5
1964	10	21	3-10	13-17	2	NA	NA	152	15.2
1963	10	27	2-NA	15-18	5	NA	1	195	19.5
1962	10	19	4-7	9-14	3	NA	NA	143	14.3
1961	10	16	2-4	12-12	2	NA	NA	118	11.8
1960	10	12	1-3	12-12	0	NA	0	93	9.3
1959	10	18	NA	5-8	1	NA	NA	115	11.5
1958	11	30	NA	1-2	13	NA	NA	207	18.8
1957	10	17	0-3	7-17	NA	NA	NA	109	10.9
1956	10	20	1-1	1-12	NA	NA	0	135	13.5
1955	10	16	0-2	11-16	NA	NA	0	107	10.7
1954	10	37	1-1	24-36	NA	NA	0	249	24.9
1953	10	33	0-1	22-33	NA	NA	NA	220	22.0
1952	10	36	1-0	31-36	NA	NA	NA	247	24.7
1951	10	44	1-1	40-44	NA	NA	0	307	30.7
1950	11	33	NA	1-26	NA	NA	0	224	20.4
1949	11	46	NA	39-46	NA	NA	NA	319	29.0
1948	11	42	NA	37-42	NA	NA	NA	291	26.5
1947	10	41	NA	27-37	NA	NA	NA	275	27.5
1946	9	17	NA	7-13	NA	NA	NA	112	12.4

*Bowl Statistics Not Included

TOTAL OFFENSE

YEAR	G	PLAYS	YDS	AVG/GM
2022	12	785	4375	364.6
2021	12	784	4632	386.0
2020	4	286	1272	318.0
2019	13	841	4271	328.5
2018	13	910	4466	343.5
2017	12	892	4614	384.5
2016	12	1035	6158	513.2
2015	13	989	6879	529.2
2014	12	975	5942	495.2
2013	12	1046	5443	453.6
2012	12	817	4695	391.2
2011	13	924	5219	401.5
2010	12	761	4007	333.9
2009	13	864	5098	392.2
2008	13	832	4888	376.0
2007	13	884	5297	407.5
2006	13	840	5403	415.6
2005	12	804	5135	427.9
2004	12	840	5909	492.4
2003	14	994	6061	432.9
2002	12	820	4268	355.7
2001	11	816	3846	349.6
2000	11	759	3492	317.5
1999	11	717	2759	250.8
1998	11	782	3214	292.2
1997	11	871	4338	394.4
1996*	11	864	5034	457.6
1995	11	752	3993	363.0
1994	11	757	3685	335.0
1993*	13	864	4838	403.2
1992	11	828	4282	389.3
1991*	12	845	4907	446.1
1990*	12	844	4364	396.6
1989	11	759	3782	343.8
1988	11	812	4119	378.5
1987	11	738	3689	335.4
1986	11	725	2950	268.2
1985	11	858	4130	375.5
1984	11	829	3332	302.9
1983	11	778	3677	334.3
1982	11	787	3337	303.4
1981	11	772	3525	320.5
1980	11	571	3878	352.5
1979*	11	814	4268	355.7
1978	11	841	4179	379.9
1977	11	867	4380	398.2
1976	11	835	3817	347.0
1975	11	835	5044	458.5
1974	11	801	4196	381.5
1973	11	799	3872	352.0
1972	11	708	4127	412.7
1971	11	748	3350	334.5
1970	11	800	4426	442.6
1969	10	702	4023	402.3
1968	11	811	4470	406.4
1967	10	693	2569	256.9
1966	10	612	2385	238.5
1965	10	607	2152	215.2
1964	10	658	3013	301.3
1963	10	575	2777	277.7
1962	10	645	3157	315.7
1961	10	555	2429	242.9
1960	10	622	2267	226.7
1959	10	658	2587	258.7
1958	11	803	3493	349.3
1957	10	669	2727	272.7
1956	10	660	2614	261.4
1955	10	590	2188	218.8
1954	10	622	3324	332.4
1953	10	646	3424	342.4
1952	10	670	3721	372.1
1951	10	684	3960	396.0
1950	11	700	3480	316.4
1949	11	721	3947	358.8
1948	11	758	3995	363.2
1947	10	629	3625	362.5
1946	9	488	1492	165.8
1945	10	Unknown	1813	181.3

*Bowl Statistics Not Included

RUSHING

YEAR	G	ATT	YDS	TD	AVG/GM	AVG/RUSH
2022	12	319	1159	10	96.6	3.6
2021	12	402	1971	17	164.3	4.9
2020	4	148	501	4	125.2	3.4
2019	13	476	1710	16	131.5	3.6
2018	13	487	2045	13	157.3	4.2
2017	12	416	1507	17	125.6	3.6
2016	12	414	1852	16	154.3	4.5
2015	13	439	1987	16	152.8	4.5
2014	12	440	1790	22	149.2	4.1
2013	12	424	1466	10	122.2	3.5
2012	12	451	2196	18	183.0	4.9
2011	13	484	2013	25	154.8	4.2
2010	12	429	1906	19	158.8	4.4
2009	13	471	2553	27	169.5	4.7
2008	13	435	2421	22	182.2	5.6
2007	13	441	2154	23	165.7	4.9
2006	13	427	2111	21	162.4	4.9
2005	12	483	2823	27	235.2	5.8
2004	12	509	3081	30	256.8	6.1
2003	14	542	2356	28	168.3	4.3
2002	12	392	1297	14	108.1	3.3
2001	11	390	1332	8	121.1	3.4
2000	11	405	1363	12	123.9	3.4
1999	11	395	1097	6	99.7	2.8
1998	11	381	870	7	79.1	2.3
1997	11	480	1601	16	145.5	3.3
1996*	11	437				



YEAR-BY-YEAR TEAM STATISTICS

PASSING

YEAR	G	COMP	ATT	INT	PCT	TD	YDS	AVG/GM
2022	12	291	466	9	62.4	21	3216	268.0
2021	12	235	382	8	61.5	16	2661	221.8
2020	4	85	138	3	61.6	6	771	192.8
2019	13	204	365	9	55.9	19	2561	197.0
2018	13	254	423	20	60.0	16	2421	186.2
2017	12	278	476	12	58.4	19	3107	258.9
2016	12	383	621	12	61.7	37	4306	358.8
2015	13	352	550	14	64.0	44	4892	376.3
2014	12	329	535	10	61.5	37	4152	346.0
2013	12	368	622	14	59.2	22	3977	331.4
2012	12	212	366	13	57.9	13	2499	208.2
2011	13	246	440	12	55.9	17	3206	246.6
2010	12	185	332	11	55.7	16	2101	175.1
2009	13	214	393	8	54.5	18	2895	222.7
2008	13	209	397	10	52.6	25	2467	189.8
2007	13	266	443	14	60.0	21	3143	241.8
2006	13	245	413	14	59.3	25	3292	253.2
2005	12	167	321	17	52.0	22	2312	192.7
2004	12	219	331	8	66.2	27	2828	235.7
2003	14	278	452	8	61.5	28	3705	264.6
2002	12	230	428	10	53.7	31	2971	247.6
2001	11	203	426	17	47.7	15	2514	228.5
2000	11	165	354	13	46.6	15	2129	193.5
1999	11	127	322	21	39.4	10	1662	151.1
1998	11	213	401	15	53.1	12	2344	213.1
1997	11	222	391	14	56.8	20	2737	248.8
1996*	11	253	427	8	59.3	32	3536	321.5
1995	11	204	377	11	54.1	18	2757	250.6
1994	11	207	345	13	60.0	10	2301	209.2
1993*	13	212	348	16	60.9	22	2893	222.5
1992	11	221	380	18	58.2	19	2610	237.3
1991*	12	195	326	14	59.8	21	2546	212.2
1990*	12	185	315	13	58.7	18	2128	177.3
1989	11	227	412	14	55.1	16	2807	255.2
1988	11	211	352	15	59.9	16	2596	236.0
1987	11	201	348	17	57.8	18	2432	221.1
1986	11	174	325	22	53.5	5	1927	175.2
1985	11	174	340	21	51.2	9	2119	192.6
1984	11	197	379	17	52.0	8	2045	185.9
1983	11	234	416	22	56.3	14	3057	277.9
1982	11	205	395	22	51.9	15	2533	230.3
1981	11	184	425	13	43.3	10	2486	226.0
1980	11	249	381	17	65.4	8	2862	260.2
1979*	11	270	409	15	66.0	17	3215	292.3
1978	11	189	345	24	54.8	17	2698	245.3
1977	11	214	391	16	54.7	18	2837	257.9
1976	11	205	385	21	53.2	10	2365	215.0
1975	11	170	308	9	55.2	17	2522	229.3
1974	11	184	331	8	55.6	14	2599	236.3
1973	11	143	301	21	47.5	9	1924	174.9
1972	11	182	361	32	50.4	20	2444	222.2
1971	11	133	277	19	48.0	7	1475	134.1
1970	11	137	265	14	51.7	12	2126	193.3
1969	10	110	227	8	48.5	6	1341	134.1
1968	11	107	231	19	46.3	7	1389	126.3
1967	10	114	248	16	46.0	7	1193	119.3
1966	10	95	217	13	43.8	8	1148	114.8
1965	10	54	137	10	39.4	6	718	71.8
1964	10	192	316	9	60.8	14	2187	218.7
1963	10	104	215	13	48.4	14	1515	151.5
1962	10	146	272	20	53.7	15	1795	179.5
1961	10	71	145	6	49.0	5	825	82.5
1960	10	72	132	8	54.5	3	766	76.6
1959	10	38	117	18	32.5	3	564	56.4
1958	11	78	147	9	53.1	3	899	81.7
1957	10	64	147	19	43.5	4	1057	105.7
1956	10	96	198	21	48.5	5	1143	114.3
1955	10	76	174	15	43.7	5	1073	107.3
1954	10	139	228	13	61.0	11	1724	172.4
1953	10	94	195	19	48.2	7	1612	161.2
1952	10	48	117	7	41.0	5	907	90.7
1951	10	59	134	12	44.0	NA	936	93.6
1950	11	48	108	11	44.4	NA	715	65.0
1949	11	65	163	19	39.9	13	1364	124.0
1948	11	64	170	25	37.6	6	1021	92.8
1947	10	58	163	23	35.6	10	1155	115.5
1946	9	131	41	23	31.3	NA	585	65.0
1945	10	154	53	NA	34.4	NA	599	59.9

*Bowl Statistics Not Included

PUNT/KICK RETURNS

YEAR	PR-YDS	AVG	TD	KR-YDS	AVG	TD
2022	22-240	10.9	0	19-342	18.0	0
2021	13-95	7.3	0	17-494	29.1	1
2020	8-42	5.2	0	3-55	18.3	0
2019	14-171	12.2	0	22-442	20.1	0
2018	27-167	6.2	0	35-811	23.2	1
2017	9-89	9.9	0	46-945	20.5	0
2016	17-65	3.8	0	53-1072	20.2	0
2015	14-82	5.9	0	43-892	20.7	0
2014	23-175	7.6	0	52-1170	22.5	2
2013	21-57	2.7	0	70-1408	20.1	0
2012	19-216	11.4	1	55-1139	20.7	0
2011	20-116	5.8	0	51-1022	20.0	1
2010	25-304	12.2	1	47-1002	21.3	0
2009	20-247	12.4	1	56-1152	20.6	0
2008	38-448	11.8	3	43-877	20.4	0
2007	18-159	8.8	1	66-1432	21.7	1
2006	27-466	17.3	4	29-595	20.5	0
2005	28-438	15.6	2	30-598	19.9	0
2004	27-299	11.1	1	22-478	21.7	0
2003	37-365	9.9	2	39-723	18.5	0
2002	36-461	12.8	3	43-1052	24.5	1
2001	38-268	7.1	0	51-958	18.8	0
2000	41-399	9.7	1	49-969	20.2	0
1999	46-505	11.0	1	31-735	23.7	1
1998	39-448	11.5	0	36-794	22.1	0
1997	32-313	9.8	0	48-865	18.0	0
1996*	21-161	7.7	0	49-969	19.8	0
1995	23-208	9.0	1	48-826	17.2	0
1994	25-224	9.0	0	35-716	20.5	0
1993*	24-258	10.8	2	46-878	19.1	0
1992	29-213	7.3	0	37-717	19.4	0
1991*	31-263	8.5	2	38-769	20.2	0
1990*	24-133	5.5	0	49-1030	21.0	1
1989	31-174	5.6	0	43-851	19.8	0
1988	31-123	4.0	0	45-859	19.1	0
1987	30-189	6.3	0	49-1063	21.7	0
1986	27-182	6.7	0	53-1135	21.4	0
1985	17-129	7.6	0	36-667	18.5	0
1984	23-155	6.7	0	33-642	19.5	0
1983	32-274	8.6	1	25-436	17.4	0
1982	33-316	9.6	0	22-431	19.6	1
1981	26-201	7.7	0	34-659	19.4	0
1980	10-59	5.9	0	40-761	19.0	0
1979*	27-157	5.8	0	30-526	17.5	0
1978	20-106	5.3	0	45-672	14.9	0
1977	38-261	6.9	0	30-600	20.0	0
1976	30-179	6.0	0	28-580	20.7	0
1975	26-189	7.3	0	33-625	18.9	0
1974	26-183	7.0	0	36-737	20.5	0
1973	29-179	6.2	NA	55-1088	19.8	0
1972	45-448	10.0	NA	50-872	17.4	NA
1971	33-202	6.1	1	46-1051	22.8	NA
1970	22-126	5.7	NA	44-753	17.1	NA
1969	26-135	5.2	NA	35-763	21.8	NA
1968	42-332	7.9	1	28-550	19.6	NA
1967	29-303	10.4	NA	40-703	17.6	NA
1966	39-515	13.2	4	35-562	16.1	NA
1965	27-280	10.4	NA	36-731	20.3	NA
1964	22-244	11.1	NA	38-673	17.7	NA
1963	12-169	14.1	NA	39-1001	25.7	NA
1962	17-124	7.3	NA	44-880	20.0	NA
1961	11-62	5.6	NA	50-884	17.7	NA
1960	11-58	5.3	NA	35-570	16.3	NA
1959	29-278	9.6	NA	43-830	19.3	NA
1958	33-301	9.1	NA	40-721	18.0	NA
1957	27-196	7.3	NA	33-646	19.6	NA
1956	26-212	8.2	NA	32-598	18.7	NA
1955	31-164	5.3	NA	40-619	15.5	NA
1954	25-193	7.7	NA	34-677	19.9	NA
1953	20-189	9.5	NA	36-699	19.4	NA
1952	36-353	9.8	0	27-508	18.8	NA
1951	25-192	7.7	NA	29-504	17.4	NA
1950	45-382	8.5	NA	22-351	16.0	NA
1949	43-541	12.6	NA	NA	20.9	NA
1948	45-572	12.7	NA	NA	18.8	NA
1947	36-351	9.8	NA	NA	15.7	NA
1946	39-421	10.8	NA	35-688	19.7	NA

*Bowl Statistics Not Included

TOTAL DEFENSE

YEAR	G	PLAYS	YDS	AVG/GM
2022	12	883	5143	428.6
2021	12	829	4400	366.7
2020	4	258	1468	367.0
2019	13	945	5069	389.9
2018	13	898	4123	317.2
2017	12	888	5159	429.9
2016	12	927	6219	518.2
2015	13	967	5898	453.7
2014	12	980	4406	511.8
2013	12	898	6355	529.6
2012	12	935	5295	441.2
2011	13	840	4328	332.9
2010	12	797	3829	319



YEAR-BY-YEAR TEAM STATISTICS

RUSHING DEFENSE

YEAR	G	ATT	YDS	TD	AVG/GM	AVG/RUSH
2022	12	426	1789	19	149.1	4.2
2021	12	418	1646	13	137.2	3.9
2020	4	153	677	7	169.2	4.4
2019	13	461	1642	16	126.3	3.6
2018	13	511	1847	13	142.1	3.6
2017	12	475	1969	21	164.1	4.1
2016	12	532	3274	32	272.8	6.2
2015	13	565	2727	24	209.8	4.8
2014	12	436	1735	19	144.6	4.0
2013	12	462	2263	32	188.6	4.9
2012	12	477	2431	18	169.3	4.3
2011	13	442	1673	17	128.6	3.8
2010	12	435	1585	15	132.1	3.6
2009	13	436	1769	18	112.0	3.3
2008	13	495	1589	16	122.2	3.2
2007	13	532	2138	22	164.5	4.0
2006	13	430	1630	11	125.4	3.8
2005	12	428	1430	15	119.2	3.3
2004	12	368	990	7	82.5	2.7
2003	14	500	1872	16	133.7	3.7
2002	12	456	1368	15	114.0	3.0
2001	11	437	1650	25	150.0	3.8
2000	11	457	1219	16	110.8	2.7
1999	11	446	1297	14	117.9	2.9
1998	11	449	1472	10	133.8	3.3
1997	11	400	1588	18	144.4	4.0
1996*	12	471	2084	24	189.5	4.4
1995	11	525	2132	21	193.8	4.1
1994	11	456	1482	13	134.7	3.3
1993*	12	472	1733	18	144.4	3.7
1992	11	471	1551	22	141.0	3.3
1991*	11	455	1669	14	151.7	3.7
1990*	12	462	2126	23	177.2	4.6
1989	11	532	2031	18	184.6	3.8
1988	11	440	1449	14	131.7	2.9
1987	11	507	1895	18	172.3	3.7
1986	11	533	2051	19	186.5	3.8
1985	11	480	1906	17	173.3	4.0
1984	11	532	2262	19	205.6	4.3
1983	11	521	1679	9	152.6	3.2
1982	11	501	1434	13	130.4	2.9
1981	11	645	2592	23	235.6	4.0
1980	11	579	2472	24	224.7	4.3
1979*	12	588	2236	15	203.3	3.8
1978	11	546	2458	22	223.5	4.5
1977	11	546	1948	19	177.1	3.6
1976	11	521	1965	15	178.6	3.8
1975	11	568	2401	18	218.3	4.2
1974	11	-	2566	-	233.3	-
1973	11	572	2800	33	254.5	4.9
1972	11	627	2394	26	217.6	3.8
1971	11	526	1833	19	166.6	3.5
1970	11	498	1644	17	149.4	3.3
1969	10	529	2001	13	200.1	3.8
1968	11	480	1208	5	109.8	2.5
1967	10	465	1293	-	129.3	2.8
1966	10	498	1774	-	177.4	3.6
1965	10	483	2086	-	208.6	4.3
1964	10	447	1824	-	182.4	4.1
1963	10	536	2183	-	218.3	4.1
1962	10	561	2450	-	245.0	4.4
1961	10	558	2824	-	282.4	5.1
1960	10	500	2393	-	239.3	4.8
1959	10	485	2195	-	219.5	4.5
1958	11	520	2467	-	224.3	4.7
1957	10	614	2428	-	242.8	4.0
1956	10	480	2213	-	221.3	4.6
1955	10	470	1874	-	187.4	4.0
1954	10	413	1581	-	158.1	3.8
1953	10	437	1550	-	155.0	3.5
1952	10	426	1313	-	131.3	3.1
1951	10	396	1179	-	117.9	3.0
1950	11	422	1318	-	119.8	3.1
1949	11	522	1652	-	150.2	3.2
1948	11	-	1230	-	111.8	-
1947	10	464	1277	-	127.7	2.7
1946	9	433	1705	-	189.4	3.9
1945	10	-	1389	-	138.9	-

*Bowl Statistics Not Included

PASSING DEFENSE

YEAR	G	COMP	ATT	INT	PCT	TD	YDS	AVG/GM
2022	12	300	457	11	65.6	23	3354	279.5
2021	12	242	411	13	58.9	20	2754	229.5
2020	4	65	105	3	61.9	7	791	197.8
2019	13	309	484	8	63.8	16	3427	263.6
2018	13	223	387	21	57.6	13	2276	175.1
2017	12	267	413	14	64.6	18	3190	265.8
2016	12	236	395	11	59.7	30	2945	245.4
2015	13	239	402	15	59.5	21	3171	243.9
2014	12	356	544	12	65.4	42	4406	367.2
2013	12	282	436	5	64.7	32	4092	341.0
2012	12	290	458	14	63.3	32	3263	271.9
2011	13	224	398	12	56.2	19	2655	204.2
2010	12	203	362	9	56.1	15	2244	187.0
2009	13	289	454	24	51.6	11	3469	266.8
2008	13	223	432	24	51.6	12	2509	193.0
2007	13	269	444	10	60.6	17	2787	214.4
2006	13	237	421	21	56.3	17	3131	240.8
2005	12	254	454	15	55.9	14	2884	240.3
2004	12	221	426	10	51.9	17	2861	238.4
2003	14	262	469	14	55.9	25	3516	251.1
2002	12	253	435	15	58.2	20	3346	278.8
2001	11	193	352	8	54.8	27	3259	296.3
2000	11	175	353	11	49.6	18	2800	254.5
1999	11	161	340	17	47.4	18	2582	234.7
1998	11	161	349	14	46.1	18	2271	206.5
1997	11	166	327	4	50.8	24	2607	237.0
1996*	12	195	355	11	54.9	20	2979	270.8
1995	11	171	304	5	56.3	15	2066	187.8
1994	11	158	302	14	52.3	12	1817	165.2
1993*	13	215	409	16	52.6	20	3053	254.4
1992	11	136	268	7	50.7	10	1752	159.3
1991*	12	183	350	22	52.3	16	2204	200.4
1990*	12	198	355	9	55.8	16	2587	235.2
1989	11	188	322	10	58.4	15	2378	216.2
1988	11	187	319	12	58.6	12	2485	225.9
1987	11	173	295	17	58.6	12	2188	198.9
1986	11	185	304	13	60.9	17	2184	198.5
1985	11	161	318	15	50.6	12	2018	183.5
1984	11	105	206	7	51.0	16	1556	141.5
1983	11	177	356	19	49.7	13	2549	231.7
1982	11	180	324	15	55.6	14	2297	208.8
1981	11	141	272	7	51.8	12	1740	158.2
1980	11	152	246	8	61.8	15	2054	186.7
1979	11	138	282	9	48.9	8	1683	153.0
1978	11	114	252	18	45.2	12	1647	149.7
1977	11	122	272	12	44.9	7	1398	127.1
1976	11	138	290	16	47.6	12	1929	175.4
1975	11	116	238	14	48.7	11	1477	134.3
1974	11	-	-	18	-	-	1526	138.7
1973	11	104	262	17	39.7	16	1750	159.0
1972	11	88	203	14	43.3	11	1351	122.8
1971	11	159	300	18	53.0	13	2017	183.4
1970	11	172	368	22	46.7	15	2307	209.7
1969	10	110	247	20	44.6	12	1612	161.2
1968	11	132	290	22	45.5	9	1566	142.4
1967	10	117	222	19	52.7	14	1391	139.1
1966	10	112	211	16	53.1	9	1412	141.2
1965	10	99	215	18	46.0	6	1358	135.9
1964	10	94	159	18	59.1	11	1345	134.5
1963	10	107	207	16	51.7	8	1514	151.4
1962	10	83	145	5	57.2	13	1157	115.7
1961	10	63	140	13	45.0	9	828	82.8
1960	10	81	154	6	52.6	8	1072	107.2
1959	10	92	162	9	56.8	11	1436	143.6
1958	11	99	194	11	51.0	-	1250	113.6
1957	10	76	153	15	49.7	-	938	93.8
1956	10	66	134	13	49.3	-	830	83.0
1955	10	78	150	9	52.0	-	1184	118.4
1954	10	72	155	13	46.5	-	1001	100.1
1953	10	87	196	23	44.4	3	1209	120.9
1952	10	121	288	20	42.0	-	1342	134.2
1951	10	142	278	20	51.0	-	1568	156.8
1950	11	105	202	18	51.9	-	1210	110.0
1949	11	95	220	22	43.2	-	1056	105.6
1948	11	73	201	30	36.3	-	1082	98.4
1947	10	81	207	-	39.1	-	1019	101.9
1946	9	53	144	11	36.8	-	813	90.3
1945	10	57	136	-	-	-	827	82.7

*Bowl Statistics Not Included

MISCELLANEOUS (DEFENSE)

YEAR	INT-YDS	AVG	TD	TFL-YDS	SACK-YDS
2022	11-127	11.5	1	53-201	19-110
2021	13-28	2.2	1	65-268	24-172
2020	3-34	11.3	0	20-58	7-31
2019	8-65	8.1	0	75-323	36-228
2018	21-301	14.3	5	77-347	31-201
2017	14-193	13.8	1	67-328	28-201
2016	11-173	15.7	1	51-192	18-108
2015	14-154	11.0	1	66-320	27-215
2014	10-126	12.6	0	64-288	27-203
2013	5-0	0.0	0	76-222	18-91
2012	14-157	11.2	1	77-295	28-171
2011	12-210	17.5	1	100-387	34-213
2010	9-72	8.0	1	76-326	34-224

BIG GAME HISTORY



PHOTO BY
ROBERT STINNETT

THE STANFORD AXE

The Stanford Axe, the trophy awarded to the winner of the Big Game every season, actually made its debut on the eve of a baseball game between the rival universities on April 13, 1899. On that afternoon at a pre-game rally, a group of Stanford students introduced the instrument to decapitate a straw man adorned in California blue and gold, much to the delight of the Indian faithful who chanted "Give 'em the axe" while the proceedings continued.

The next day, Stanford rooters taunted their Cal counterparts by cutting pieces of blue and gold ribbon with The Axe and using it to chop at a designated piece of wood whenever the Indians made a good play.

Cal rallied for an upset over Stanford and the Golden Bears' fans were so overcome with emotion that a group of Cal men wrestled The Axe away from the Stanford students and smuggled it across the bay via ferry. The Axe was placed in a safe at a Berkeley bank, to be removed once a year for the Axe Rally.

By 1933, both sides decided that The Axe would make an ideal Big Game trophy. It was mounted on a plaque that lists the scores of each game since 1933.



BIG GAME HISTORY

Cal has been a winner in the Big Game three of the last four seasons including 2022 when the Golden Bears were a 27-20 winner in a sold out 125th edition in Berkeley. Cal scored 21 fourth-quarter points after trailing 17-6 heading into the final 15 minutes. Jackson Sirmon returned a fumble 37 yards for a touchdown on the game's signature play. Daniel Scott had knocked the ball loose on the play before Jeremiah Earby picked it up but fumbled before Sirmon grabbed the ball and scampered to the end zone.

The Bears also won in 2019 and 2021, breaking a nine-game losing streak to the Cardinal in the first victory. Chase Garbers was the winning quarterback in both contests, scoring the game-winning touchdown with a 16-yard run with 1:19 remaining in the game in 2019 before leading the Golden Bears to a 41-11 blowout win keyed by an 84-yard touchdown connection with Trevon Clark two years later.

The rivalry between the Bay Area's Pac-12 schools dates back to 1892 and is the sixth-longest active running series between two Football Bowl Subdivision teams. The series is also the sixth-longest series overall between two FBS squads and the second-longest in the West. Stanford leads the all-time series, 65-49-11.

The status of the rivalry as one of the nation's truly great sporting spectacles was established in the very first game, when Stanford upset Cal, 14-10, on March 19, 1892, in a contest played on a field at the corner of Haight and Stanyan streets in San Francisco. Stanford manager Herbert C. Hoover, later to become the 31st president of the United States, and his Cal counterpart counted the gate receipts and reported a then-staggering sum of \$30,000.

The game continued to grow in popularity with capacity crowds becoming the norm. In 1923, the Golden Bears opened California Memorial Stadium with a 9-0 win over Stanford to cap an undefeated season. Stanford and Cal had also previously opened Stanford Stadium in 1921, with the Bears winning, 42-7, en route to the Rose Bowl.

Cal achieved great success in the series under Pappy Waldorf, who retired with a 7-1-2 record against Stanford from 1947-56. The 1949 game was highlighted by Jim Monachino's 84-yard run – still the longest rush and tied for the longest play ever by a Cal player in Big Game history.

The series has been a remarkably close rivalry, with the Big Game having been determined by a touchdown or less 55 times including on five occasions on the final play, most recently with Garbers' heroics in Cal's 2019 victory and beginning with the 1972 meeting in Berkeley. In the latter contest, Cal faced fourth down from the Stanford seven-yard line with three seconds to go, but Vince Ferragamo completed a touchdown pass to a diving Steve Sweeney to give the Bears a 24-21 win.

Two years later, Stanford's Mike Langford booted a 50-yard field goal as time expired to lift the Cardinal to a 22-20 decision over the Bears in the 1974 Big Game.

In 1982, Cal won on the five-lateral, 57-yard kickoff return that will forever be remembered simply as The Play, and is arguably the most iconic moment in college football history. Trailing 20-19, the Bears received Stanford's kickoff with just four seconds remaining and proceeded to travel the length of the field, marching through the Stanford Band to produce an improbable 25-20 victory.

The Cardinal prevailed in 1990 by scoring nine points in the final 12 seconds. John Hopkins connected on a 37-yard field goal as time ran out for a 27-25 win.

In 2000, Cal and Stanford played the first overtime game in the history of the series, with the Cardinal emerging 36-30 winners when Randy Fasani found Casey Moore for a 25-yard score in the extra period.

For the 100th Big Game, the teams donned uniforms representative of the ones they wore more than a half-century earlier. On the night prior to the contest on Nov. 21, 1997, a gala event dubbed the "Big Auction" raised more than \$1 million in scholarship funds for each school.

BIG GAME RECORDS/THE LAST TIME

BIG GAME RECORDS

RUSHING

Cal.....	390, 11/19/1949
Stanford.....	357, 11/19/2016
Both Teams.....	565, (Cal 381, Stanford 284), 11/24/1956
Cal Individual.....	226, Joe Igber (26 Attempts), 11/23/2002
Stanford Individual.....	284, Christian McCaffrey, 11/19/2016
Cal Longest Rush.....	84, Jim Monachino, 11/19/1949
Stanford Longest Rush.....	90, Christian McCaffrey, 11/19/2016

PASSING

Cal.....	397, 11/21/2015
Stanford.....	417, 11/23/2013
Cal Individual.....	393, Davis Webb, 11/19/2016
Stanford Individual.....	401, Dick Norman, 11/21/1959
Cal Longest Pass.....	84, Chase Garbers to Trevon Clark, 11/20/2021
Stanford Longest Pass.....	82, Brian Johnson to Walter Batson, 11/21/1987

RECEIVING

Cal Individual (Yards).....	245, Geoff McArthur, (16 receptions), 11/22/2003
Stanford Individual (Yards).....	160, Ty Montgomery, (5 receptions), 11/23/2013
Cal Individual (Receptions).....	16, Geoff McArthur, 11/22/2003
Stanford Individual (Receptions).....	12, Chris Burford, 11/21/1959

TOTAL OFFENSE

Cal.....	636, 11/20/2021
Stanford.....	603, 11/23/2013
Both Teams.....	1038 (Stanford 555, Cal 483), 11/19/2016
Cal Individual.....	414, Aaron Rodgers, 11/22/2003
Stanford Individual.....	409, Jim Plunkett, 11/22/1969

SCORING

Cal.....	48 (48-15), 11/22/1975
Stanford.....	63 (63-13), 11/23/2013
Cal Individual.....	24, Chuck Muncie, 11/22/1975
.....	24, Lindsey Chapman, 11/2/1993
Stanford Individual.....	24, Toby Gerhart, 11/21/2009
.....	24, Ty Montgomery, 11/13/2013
.....	24, Remound Wright, 11/22/2014

MISCELLANEOUS

Longest Cal Punt.....	76, Bryan Anger, 11/22/2008
Longest Stanford Punt.....	75, Stan Anderson, 11/19/1932
.....	75, Dave Lewis, 11/21/1964
Longest Cal Field Goal.....	55, Tom Schneider, 12/2/2006
Longest Stanford Field Goal.....	61, Joshua Karty, 11/19/2022
Longest Cal Kickoff Return.....	100, Deltha O'Neal, 11/20/1999
Longest Stanford Kickoff Return.....	98, Christian McCaffrey, 11/21/2015
Longest Cal Punt Return.....	105, Bobby Sherman, 11/8/1902
Longest Stanford Punt Return.....	76, Glyn Milburn, 11/21/1992
Longest Cal Interception Return.....	75, Steve Bancroft, 11/24/1928
Longest Stanford Interception Return.....	71, Gordy Riegel, 11/18/1972

THE LAST TIME

SCORING

Cal Scored 40 Points.....	41 (41-11), 11/20/2021
Stanford Scored 40 Points.....	45 (45-31), 11/19/2016
Both Teams Scored 60 Combined Points.....	76 (Stanford 45, Cal 31), 11/19/2016
Cal Shutout Stanford.....	11/22/1952 (26-0)
Stanford Shutout Cal.....	11/20/1971 (14-0)

RUSHING

Cal rushed for 200+ yards.....	352, 11/20/2021
Stanford rushed for 200+ yards.....	357, 11/19/2016
Cal rushed for 300+ yards.....	352, 11/20/2021
Stanford rushed for 300+ yards.....	357, 11/19/2016
Both teams rushed for 500+ combined yards.....	565 (Stanford 284, Cal 281), 11/24/1956
Cal player rushed for 100+ yards.....	131, Christopher Brooks, 11/20/2021
Stanford player rushed for 100+ yards.....	101, Bryce Love, 11/18/2017
Cal player had a rush of 50+ yards.....	76, Marcel Dancy, 11/20/2021
.....	75, Christopher Brooks, 11/20/2021
Stanford player had a rush of 50+ yards.....	57, Bryce Love, 11/18/2017

PASSING

Cal passed for 300+ yards.....	393, 11/19/2016
Stanford passed for 300+ yards.....	417, 11/23/2013
Both teams passed for 600+ combined yards.....	727 (Stanford 417, Cal 310), 11/23/2013
Cal player passed for 300+ yards.....	393, Davis Webb, 11/19/2016
Stanford player passed for 300+ yards.....	329, Kevin Hogan, 11/23/2013
Cal player completed a pass of 50+ yards.....	84, Chase Garbers to Trevon Clark, 11/20/2021
Stanford player completed a pass of 50+ yards.....	59, Keller Chryst to JJ Arcega-Whiteside, 11/19/2016
Cal player completed a pass of 75+ yards.....	84, Chase Garbers to Trevon Clark, 11/20/2021
Stanford player completed a pass of 75+ yards.....	75, Randy Fasani to Luke Powell, 11/18/2000

RECEIVING

Cal player caught 10+ passes.....	16, Geoff McArthur, 11/22/2003
Stanford player caught 10+ passes.....	10, Gene Washington, 11/18/1967
Cal player caught passes for 100+ yards.....	103, Jeremiah Hunter, 11/19/2022
Stanford player caught passes for 100+ yards.....	109, JJ Arcega-Whiteside, 12/1/2018
Cal player caught passes for 150+ yards.....	157, Nikko Remigio, 11/23/2019
Stanford player caught passes for 150+ yards.....	160, Ty Montgomery, 11/23/2013

TOTAL OFFENSE

Cal had 400+ yards.....	636, 11/20/2021
Stanford had 400+ yards.....	400, 11/19/2022
Cal had 500+ yards.....	636, 11/20/2021
Stanford had 500+ yards.....	555, 11/19/2016
Both teams had 900+ combined yards.....	918 (Cal 636, Stanford 282), 11/20/2021
Both teams had 1,000+ combined yards.....	1038 (Stanford 555, Cal 483), 11/19/2016
Cal player had 300+ yards.....	309, Chase Garbers, 11/20/2021
Stanford player had 300+ yards.....	328, Kevin Hogan, 11/23/2013

MISCELLANEOUS

Cal player punted the ball 60+ yards.....	71, Bryan Anger, 11/20/2010
Stanford player punted the ball 60+ yards.....	84, Jake Bailey, 12/1/2018
Cal player made a field goal of 50+ yards.....	54, Dario Longhetto, 11/19/2022
Stanford player made a field goal of 50+ yards.....	61, Joshua Karty, 11/19/2022



COACHING HISTORY

COACH	SEASONS	W	L	T	PCT
O.S. Howard	1886	6	2	1	.722
Thomas McClung	1892	2	1	1	.625
W.W. Heffelfinger	1893	5	1	1	.786
Charles Gill	1894	0	1	2	.333
Frank Butterworth	1895-96	9	3	3	.700
Charles Nott	1897	0	3	2	.200
Garrett Cochran	1898-99	15	1	3	.868
Addison Kelly	1900	4	2	1	.643
Frank Simpson	1901	9	0	1	.950
James Whipple	1902-03	14	1	2	.882
James Hooper	1904	6	1	1	.813
J.W. Knibbs	1905	4	1	2	.714
Oscar Taylor	1906-08	13	10	1	.563
James Schaeffer	1909-15	73	16	8	.794
Andy Smith	1916-25	74	16	7	.799
Nibs Price	1926-30	27	17	3	.606
Bill Ingram	1931-34	27	14	4	.644
Stub Allison	1935-44	58	42	2	.578

COACH	SEASONS	W	L	T	PCT
Lawrence "Buck" Shaw	1945	4	5	1	.450
Frank Wickhorst	1946	2	7	0	.222
Pappy Waldorf	1947-56	67	32	4	.670
Pete Elliott	1957-59	10	21	0	.323
Marv Levy	1960-63	8	29	3	.238
Ray Willsey	1964-71	40	42	1	.488
Mike White	1972-77	35	30	1	.538
Roger Theder	1978-81	18	27	0	.400
Joe Kapp	1982-86	20	34	1	.373
Bruce Snyder	1987-91	29	24	4	.544
Keith Gilbertson	1992-95	20	26	0	.435
Steve Mariucci	1996	6	6	0	.500
Tom Holmoe	1997-2001*	12	43	0	.218
Jeff Tedford	2002-12	82	57	0	.590
Sonny Dykes	2013-16	19	30	0	.388
Justin Wilcox	2017-Present	30	36	0	.455

*includes four forfeits in 1999 for use of ineligible players

YEAR-BY-YEAR RECORDS

SEASON	OVERALL			PF	PA	COACH
	W	L	T			
1886	6	2	1	88	35	O.S. Howard
1887	4	0	0	66	12	None
1888	6	1	0	104	10	None
1889	All scheduled games were canceled due to excessive rains					
1890	4	0	0	45	4	None
1891	0	1	0	0	36	None
1892 Spring	4	2	0	82	24	None
1892	2	1	1	44	34	Thomas McClung
1893	5	1	1	110	60	W.W. Heffelfinger
1894	0	1	2	12	18	Charles Gill
1895	3	1	1	46	10	Frank Butterworth
1896	6	2	2	150	56	Frank Butterworth
1897	0	3	2	8	58	Charles Nott
1898	8	0	2	221	5	Garrett Cochran
1899	7	1	1	142	2	Garrett Cochran
1900	4	2	1	53	7	Addison Kelly
1901	9	0	1	106	15	Frank Simpson
1902	8	0	0	168	12	James Whipple
1903	6	1	2	128	12	James Whipple
1904	6	1	1	75	24	James Hopper
1905	4	1	2	75	12	J.W. Knibbs
1915	8	5	0	242	184	James Schaeffer

CAL'S EARLY RUGBY YEARS

During these years, rugby was played instead of football.

SEASON	OVERALL			PF	PA	COACH
	W	L	T			
1882-83	2	1	1	24	13	None
1884	2	0	0	27	0	None
1885	4	0	1	23	0	None
1906	2	4	0	19	20	Oscar Taylor
1907	4	3	0	67	42	Oscar Taylor
1908	7	3	1	114	46	Oscar Taylor
1909	12	3	1	268	57	James Schaeffer
1910	12	0	2	279	27	James Schaeffer
1911	11	2	1	256	34	James Schaeffer
1912	10	2	1	144	58	James Schaeffer
1913	6	3	3	105	110	James Schaeffer
1914	14	1	0	276	60	James Schaeffer

YEAR	OVERALL					CONFERENCE					CHAMPIONS/RANKING	COACH	
	W	L	T	PF	PA	W	L	T	PF	PA			FINISH
1916	6	4	1	192	103	0	3	0	24	66	4	PCC	Andy Smith
1917	5	5	1	149	104	2	1	0	41	24	2	PCC	Andy Smith
1918	7	2	0	187	62	2	0	0	73	0	1	PCC	Andy Smith
1919	6	2	1	147	64	2	2	0	35	45	3t	PCC	Andy Smith
1920	9	0	0	510	14	3	0	0	104	7	1t	PCC	National Champions
1921	9	0	1	312	33	4	0	0	167	10	1t	PCC	National Champions
1922	9	0	0	398	34	4	0	0	146	7	1t	PCC	National Champions
1923	9	0	1	182	7	5	0	0	66	7	1t	PCC	National Champions
1924	8	0	2	162	51	2	0	2	54	34	2	PCC	Andy Smith
1925	6	3	0	192	56	2	2	0	77	41	5	PCC	Andy Smith
1926	3	6	0	105	167	0	5	0	33	129	9	PCC	Nibs Price
1927	7	3	0	184	64	2	3	0	55	45	5t	PCC	Nibs Price
1928	6	2	2	141	36	3	0	2	45	16	2	PCC	Nibs Price
1929	7	1	1	155	78	4	1	0	95	46	3t	PCC	Nibs Price
1930	4	5	0	87	170	1	4	0	46	144	8t	PCC	Nibs Price
1931	8	2	0	106	41	4	1	0	50	13	2	PCC	Bill Ingram
1932	7	3	2	169	89	2	2	1	37	46	5t	PCC	Bill Ingram
1933	6	3	2	161	39	2	2	2	51	19	6	PCC	Bill Ingram
1934	6	6	0	176	110	3	2	0	69	37	5	PCC	Bill Ingram
1935	9	1	0	163	22	4	1	0	55	22	1t	PCC	Stub Allison
1936	6	5	0	147	74	4	3	0	87	51	4	PCC	Stub Allison
1937	10	0	1	214	33	6	0	1	137	26	1	PCC	National Champions, 2 AP
1938	10	1	0	219	44	6	1	0	107	37	1t	PCC	Stub Allison
1939	3	7	0	93	134	2	5	0	58	107	8	PCC	Stub Allison
1940	4	6	0	84	128	3	4	0	75	68	6	PCC	Stub Allison
1941	4	5	0	107	71	3	4	0	76	58	7	PCC	Stub Allison
1942	5	5	0	98	107	3	4	0	74	94	7	PCC	Stub Allison
1943	4	6	0	99	143	2	2	0	26	26	2	PCC	Stub Allison
1944	3	6	1	78	149	1	3	1	19	78	4	PCC	Stub Allison
1945	4	5	1	93	107	2	4	1	55	81	6	PCC	Lawrence "Buck" Shaw
1946	2	7	0	112	169	1	6	0	85	128	9	PCC	Frank Wickhorst
1947	9	1	0	275	111	5	1	0	135	84	2t	PCC	Pappy Waldorf



YEAR-BY-YEAR RECORDS

YEAR	OVERALL					CONFERENCE					FINISH	CONF.	RANKING	COACH
	W	L	T	PF	PA	W	L	T	PF	PA				
1948	10	1	0	291	100	6	0	0	155	40	1t	PCC	4 AP	Pappy Waldorf
1949	10	1	0	319	131	7	0	0	220	80	1	PCC	3 AP	Pappy Waldorf
1950	9	1	1	224	90	5	0	1	124	28	1	PCC	5 AP, 4 UPI	Pappy Waldorf
1951	8	2	0	307	166	5	2	0	183	152	3	PCC	12 AP	Pappy Waldorf
1952	7	3	0	247	127	3	3	0	109	80	4	PCC		Pappy Waldorf
1953	4	4	2	220	170	2	2	2	127	98	4	PCC		Pappy Waldorf
1954	5	5	0	249	177	4	3	0	178	129	4	PCC		Pappy Waldorf
1955	2	7	1	107	216	1	5	1	60	162	7	PCC		Pappy Waldorf
1956	3	7	0	135	181	2	5	0	95	142	8	PCC		Pappy Waldorf
1957	1	9	0	109	176	1	6	0	97	123	7t	PCC		Pete Elliott
1958	7	4	0	207	200	6	1	0	127	85	1	PCC	16 AP	Pete Elliott
1959	2	8	0	115	223	1	3	0	39	70	4	AAWU		Pete Elliott
1960	2	7	1	93	195	1	3	0	38	92	4	AAWU		Marv Levy
1961	1	8	1	118	268	1	3	0	57	97	4t	AAWU		Marv Levy
1962	1	9	0	143	247	0	4	0	35	115	6	AAWU		Marv Levy
1963	4	5	1	195	213	1	3	0	74	103	5	AAWU		Marv Levy
1964	3	7	0	152	187	0	4	0	61	93	8	AAWU		Ray Willsey
1965	5	5	0	125	194	2	3	0	50	112	5t	AAWU		Ray Willsey
1966	3	7	0	131	197	2	3	0	76	102	5	AAWU		Ray Willsey
1967	5	5	0	155	195	2	3	0	79	107	6	AAWU		Ray Willsey
1968	7	3	1	243	114	2	2	1	99	85	4	Pac-8		Ray Willsey
1969	5	5	0	180	182	2	4	0	101	123	6	Pac-8		Ray Willsey
1970	6	5	0	272	249	4	3	0	166	123	2t	Pac-8		Ray Willsey
1971	6	5	0	186	262	4	3	0	109	156	3t	Pac-8		Ray Willsey
1972	3	8	0	228	314	3	4	0	163	208	5	Pac-8		Mike White
1973	4	7	0	245	380	2	5	0	168	272	5t	Pac-8		Mike White
1974	7	3	1	276	213	4	2	1	184	148	3t	Pac-8		Mike White
1975	8	3	0	330	233	6	1	0	235	133	1t	Pac-8	14 AP, 15 UPI	Mike White
1976	5	6	0	230	226	3	4	0	115	124	4t	Pac-8		Mike White
1977	8	3	0	300	211	4	3	0	169	156	4	Pac-8*		Mike White
1978	6	5	0	236	289	3	4	0	124	204	6t	Pac-10		Roger Theder
1979	7	5	0	257	194	6	3	0	217	142	5	Pac-10^		Roger Theder
1980	3	8	0	194	328	3	5	0	149	223	9	Pac-10		Roger Theder
1981	2	9	0	197	287	2	6	0	132	204	8	Pac-10		Roger Theder
1982	7	4	0	220	233	4	4	0	135	209	6	Pac-10		Joe Kapp
1983	5	5	1	242	227	3	4	1	179	173	8	Pac-10		Joe Kapp
1984	2	9	0	150	264	1	8	0	104	219	10	Pac-10		Joe Kapp
1985	4	7	0	233	265	2	7	0	146	212	10	Pac-10		Joe Kapp
1986	2	9	0	145	325	2	7	0	116	269	9	Pac-10		Joe Kapp
1987	3	6	2	239	267	2	3	2	137	170	8	Pac-10		Bruce Snyder
1988	5	5	1	243	244	1	5	1	109	188	10	Pac-10		Bruce Snyder
1989	4	7	0	200	288	2	6	0	151	222	10	Pac-10		Bruce Snyder
1990	7	4	1	325	341	4	3	1	221	228	4	Pac-10		Bruce Snyder
1991	10	2	0	443	239	6	2	0	237	164	2t	Pac-10	8 AP, 7 Coaches	Bruce Snyder
1992	4	7	0	284	284	2	6	0	197	204	9	Pac-10		Keith Gilbertson
1993	9	4	0	411	303	4	4	0	183	244	4t	Pac-10	25 AP, 24 Coaches	Keith Gilbertson
1994	4	7	0	212	248	3	5	0	130	205	5t	Pac-10		Keith Gilbertson
1995	3	8	0	243	286	2	6	0	170	221	8t	Pac-10		Keith Gilbertson
1996	6	6	0	382	407	3	5	0	224	288	5t	Pac-10		Steve Mariucci
1997	3	8	0	295	339	1	7	0	186	259	9	Pac-10		Tom Holmoe
1998	5	6	0	183	251	3	5	0	153	205	7	Pac-10		Tom Holmoe
1999	0	11	0	180	254	0	8	0	131	164	6t	Pac-10#		Tom Holmoe
2000	3	8	0	246	295	2	6	0	204	240	8t	Pac-10		Tom Holmoe
2001	1	10	0	201	431	0	8	0	148	333	10	Pac-10		Tom Holmoe
2002	7	5	0	427	318	4	4	0	256	238	4t	Pac-10		Jeff Tedford
2003	8	6	0	457	341	5	3	0	267	170	3t	Pac-10		Jeff Tedford
2004	10	2	0	441	192	7	1	0	287	103	2	Pac-10	9 AP, 9 Coaches	Jeff Tedford
2005	8	4	0	395	254	4	4	0	243	190	4t	Pac-10	25 AP, 25 Coaches	Jeff Tedford
2006	10	3	0	427	251	7	2	0	280	173	1t	Pac-10	14 AP, 14 Coaches	Jeff Tedford
2007	7	6	0	381	348	3	6	0	218	241	7t	Pac-10		Jeff Tedford
2008	9	4	0	424	259	6	3	0	293	169	4	Pac-10	25 Coaches	Jeff Tedford
2009	8	5	0	378	331	5	4	0	205	290	5t	Pac-10		Jeff Tedford
2010	5	7	0	310	271	3	6	0	175	209	8	Pac-10		Jeff Tedford
2011	7	6	0	368	314	4	5	0	223	227	4	Pac-12 North		Jeff Tedford
2012	3	9	0	276	397	2	7	0	174	300	5	Pac-12 North		Jeff Tedford
2013	1	11	0	276	551	0	9	0	175	425	6	Pac-12 North		Sonny Dykes
2014	5	7	0	459	477	3	6	0	338	397	4	Pac-12 North		Sonny Dykes
2015	8	5	0	493	399	4	5	0	285	298	4t	Pac-12 North		Sonny Dykes
2016	5	7	0	445	511	3	6	0	304	392	4t	Pac-12 North		Sonny Dykes
2017	5	7	0	333	341	2	7	0	238	275	5	Pac-12 North		Justin Wilcox
2018	7	6	0	280	265	4	5	0	183	197	5	Pac-12 North		Justin Wilcox
2019	8	5	0	276	285	4	5	0	163	215	2t	Pac-12 North		Justin Wilcox
2020	1	3	0	81	106	1	3	0	81	106	5t	Pac-12 North		Justin Wilcox
2021	5	7	0	285	267	4	5	0	194	181	4	Pac-12 North		Justin Wilcox
2022	4	8	0	287	334	2	7	0	216	283	9t	Pac-12		Justin Wilcox

*Records include win UCLA forfeited for use of ineligible player; ^Records include win Oregon forfeited for use of ineligible player; #Records include four wins Cal forfeited for use of ineligible players

OVERALL RECORDS

	W	L	T	PCT	PF	PA
NCAA Recognized	688	564	51	.548	27064	22992
Rugby	86	22	11	.769	1602	467
All-Time	774	586	62	.566	28656	23449
Conference	313	383	21	.451	14421	15403
Collegiate	596	535	37	.526	24990	21960



ALL-TIME RESULTS

NOTES

Number in parenthesis is top Cal ranking at time of game.
^Rugby

1882-83^

2-1-1	
Head Coach: None	
Captain: W.E. Conner	
D2 L Phoenix Club	4-7 SF
F10 T Allies	0-0 SF
F24 W Phoenix Club	7-6 SF
A7 W Allies	13-0 SF
SF - San Francisco, CA	

1884^

2-0-0	
Head Coach: None	
Captain: Charles O. Bosse	
F9 W Merions	18-0 SF
M1 W Wanderers	9-0 SF
SF - San Francisco, CA	

1885^

4-0-1	
Head Coach: None	
Captain: John G. Sutton	
F14 W Merions	13-0 H
F21 W Merions	4-0 H
F28 W Merions	4-0 H
M14 T Wasps	0-0 H
M28 W Wasps	2-0 H

1886

6-2-1	
Head Coach: Oscar S. Howard	
Captain: Frederick C. Turner	
J16 W Wasps	20-2 H
F6 L Orions	10-12 OA
F22 W Hastings Law College	1-0 H
M13 T Reliance	12-12 H
M27 W Reliance	10-0 H
A30 W Orions	29-2 H
M5 L Reliance	4-7 H
M21 W Wasps	1-0 H
M22 W Hastings Law College	1-0 H
OA - Oakland, CA	

1887

4-0-0	
Head Coach: None	
Captain: Frederick C. Turner	
F18 W S.F. Club	26-0 H
F25 W Volunteers	14-0 H
M5 W Reliance	14-6 H
M26 W Reliance	12-6 H

1888

6-1-0	
Head Coach: None	
Captain: Charles W. Reed	
F18 W S.F. Club	26-0 H
F25 L Volunteers	6-10 H
M10 W S.F. Club	20-0 H
M17 W Posens	14-0 H
M31 W Wasps	1-0 H
A21 W Wasps	1-0 H
A23 W S.F. Club	36-0 SR
SR - Santa Rosa, CA	

1889

All scheduled games were canceled due to excessive rains.

1890

4-0-0	
Head Coach: None	
Captain: Fred W. McNear	
J11 W Posens	6-4 H
F8 W Posens	16-0 H
F15 W Posens	11-0 H
M1 W Posens	12-0 H

1891

0-1-0	
Head Coach: None	
Captain: John H. White	
M7 L S.F. Club	0-36 H

1892 (Spring)

4-2-0	
Head Coach: None	
Captain: George H. Foulks	
D12 W S.F. Boys HS	12-0 H
J5 W S.F. Boys HS	14-0 H
J12 W Hopkins Academy	16-4 H
F3 W Berkeley Gym.	30-0 H
F20 L Olympic Club	0-6 H
M19 L Stanford	10-14 SF
SF - San Francisco, CA	

1892

2-1-1	
Head Coach: Thomas McClung	
Captain: Loren E. Hunt	
O26 L Olympic Club	10-20 SF
N5 W Olympic Club	16-0 SF
N12 W Olympic Club	8-4 SF
D17 T Stanford	10-10 SF
SF - San Francisco, CA	

1893

5-1-1	
Head Coach: W.W. Heffelfinger	
Captain: H. Percy Benson	
O28 W Reliance Club	30-0 H
N1 W S.F. All-Stars	14-12 SF
N3 W Olympic Club	22-10 SF
N11 W Olympic Club	12-6 SF
N14 W Reliance Club	22-10 PI
N17 L Reliance Club	4-16 PI
N30 T Stanford	6-6 SF
SF - San Francisco, CA; PI - Piedmont, CA	

1894

0-1-2	
Head Coach: Charles Gill	
Captain: H. Percy Benson	
O13 T Reliance Club	12-12 SF
O27 T Reliance Club	0-0 PI
N29 L Stanford	0-6 SF
PI - Piedmont, CA; SF - San Francisco, CA	

1895

3-1-1	
Head Coach: Frank Butterworth	
Captain: Eddie Sherman	
O6 L Reliance Club	0-4 H
O12 W Reliance Club	12-0 H
O26 W Reliance Club	8-0 H
N9 W Olympic Club	20-0 SF
N28 T Stanford	6-6 SF
SF - San Francisco, CA	

1896

6-2-2	
Head Coach: Frank Butterworth	
Captain: A.W. Ransome	
O3 L Reliance Club	2-12 SF
O6 T Olympic Club	0-0 SF
O10 T Reliance Club	0-0 SF
O17 W Olympic Club	24-8 SF
N3 W Reliance Club	16-10 SF
N26 L Stanford	0-20 SF
D25 W Los Angeles A.C.	14-0 A
D29 W Redlands High	32-0 A
D31 W San Diego High	52-0 A
J1 W Whittier School	10-6 A
SF - San Francisco, CA	

1897

0-3-2	
Head Coach: Charles P. Nott	
Captain: Percy W. Hall	
S25 L Reliance	0-12 H
O2 L Reliance	0-10 SF
O9 T Reliance	4-4 H
N6 T Reliance	4-4 H
N25 L Stanford	0-28 SF
SF - San Francisco, CA	

1898

8-0-2	
Head Coach: Garrett Cochran	
Captain: Percy W. Hall	
O1 W Olympic Club	17-0 SF
O8 W Washington Volunteers	4-0 H
O13 W Washington Volunteers	44-0 H
O15 W Olympic Club	18-0 SF
O18 W Kansas Volunteers	33-0 H
O31 T Iowa Volunteers	0-0 H
N4 W St. Mary's	51-0 H
N12 T Olympic Club	5-5 SF
N24 W Stanford	22-0 SF
D26 W Multnomah A.C.	27-0 P
SF - San Francisco, CA; PO - Portland, OR	

1899

7-1-1	
Head Coach: Garrett Cochran	
Captain: James R. Whipple	
S30 W Olympic Club	6-0 H
O14 T Olympic Club	0-0 SF
O21 W League of the Cross	11-0 H
N11 W Olympic Club	15-0 SF
N15 W Nevada	24-0 H
N18 W Oregon	12-0 H
N22 W State Normal	44-0 H
N30 W Stanford	30-0 SF
D25 L Carlisle	0-2 SF
SF - San Francisco, CA	

1900

4-2-1	
Head Coach: Addison W. Kelly	
Captain: Charles A. Pringle	
O6 T Reliance	0-0 H
O20 W Reliance	5-0 H
N10 W Reliance	11-0 H
N14 W Nevada	32-0 H
N17 L Oregon	0-2 H
N22 W San Jose Normal	5-0 H
N29 L Stanford	0-5 SF
SF - San Francisco, CA	

1901

9-0-1	
Head Coach: Frank Simpson	
Captain: Lloyd A. Womble	
S28 T Reliance	0-0 H
O5 W Olympic Club	5-0 H
O10 W Olympic Club	6-0 H
O12 W Reliance	6-0 H
O26 W Olympic Club	6-5 SF
N30 W Nevada	12-0 H
N1 W Mare Island Marines	16-0 H
N9 W Stanford	2-0 SF
D25 W So. Cal. All-Stars	38-0 A
D30 W Perris Indians	15-10 RI
SF - San Francisco, CA; RI - Riverside, CA	

1902

8-0-0	
Head Coach: James Whipple	
Captain: William B. Albertson	
S27 W Alumni Club	12-0 H
O4 W Reliance	16-0 H
O11 W Alumni Club	44-0 H
O25 W Reliance	17-0 H
O28 W '98-'99 Alumni	5-0 H
N1 W Nevada	29-0 H
N8 W Stanford	16-0 SF
N28 W Perris Indians	29-12 RI
SF - San Francisco, CA; RI - Riverside, CA	

1903

6-1-2	
Head Coach: James Whipple	
Captain: Orval F.	
S26 T Reliance	0-0 H
O3 W Navy Hospital	51-0 H
O10 W Reliance	7-0 H
O14 W Reliance	5-0 H
O24 W Chemawa Indians	40-0 H
O28 W Alumni	6-0 H
O31 W Multnomah A.C.	11-0 H
N7 L Nevada	2-6 H
N14 T Stanford	6-6 SF
SF - San Francisco, CA	

1904

6-1-1	
Head Coach: James Hopper	
Captain: Benjamin K. Stroud	
O1 W Sherman Indians	6-0 H
O8 W Olympic Club	10-0 H
O18 W Multnomah A.C.	20-0 H
O22 W Oregon	12-0 H
O29 W Pomona	5-0 H
N5 W Nevada	16-0 H
N12 L Stanford	0-18 H
N24 T Washington	6-6 A

1905

4-1-2	
Head Coach: J.W. Knibbs	
Captain: James A. Force	
S30 W St. Vincent's	23-0 H
O7 T Williamette	0-0 H
O12 T Oregon	0-0 H
O21 W Sherman Indians	21-0 LA
O28 W Oregon Aggies	10-0 H
N4 W Nevada	16-0 H
N11 L Stanford	5-12 A
LA - Los Angeles, CA	



ALL-TIME RESULTS

1906^

2-4-0	
Head Coach: Oscar Taylor	
Captain: Calvin W. Haffey	
017 L S.F. All-Stars	5-8 H
020 W Pomona	6-0 H
024 W Vancouver	5-0 H
027 L Vancouver	0-3 H
N3 L Nevada	0-3 H
N10 L Stanford	3-6 H

1907^

4-3-0	
Head Coach: Oscar Taylor	
Captain: Walter Fuller	
S14 L Barbarians	0-6 H
S21 W Barbarians	9-0 H
05 W Barbarians	6-0 H
019 W Nevada	25-0 H
023 W Vancouver	16-12 H
028 L Vancouver	0-3 H
N9 L Stanford	11-21 A

1908^

7-3-1	
Head Coach: Oscar Taylor	
Captain: Ralph H. Butler	
S19 W Olympic Club	14-0 H
S26 W Barbarians	3-0 H
03 W Olympic Club	14-3 H
010 L Barbarians	0-11 H
021 W St. Mary's	32-0 H
024 W Barbarians	17-6 H
028 T Vancouver	3-3 H
031 L Vancouver	0-3 H
N3 W Olympic Club	17-8 H
N7 W Nevada	11-0 H
N14 L Stanford	3-12 H

1909^

12-3-1	
Head Coach: James Schaeffer	
Captain: Cedric Cerf	
S4 W Reliance	39-0 H
S9 W Barbarians	6-3 H
S11 W Reliance	30-0 H
S18 W Olympic Club	16-0 H
S25 L Barbarians	3-6 H
02 T Castaways	10-10 LA
04 W So. Cal All-Stars	19-3 LA
09 W Barbarians	6-0 H
023 W Olympic Club	19-0 H
027 W Vancouver	24-3 H
030 W Vancouver	39-0 H
N6 W Nevada	24-8 H
N13 W Stanford	19-13 A
D25 L Vancouver	0-3 A
D29 L Vancouver	0-5 A
J1 W Vancouver	14-3 A

LA - Los Angeles, CA

1910^

12-0-2	
Head Coach: James G. Schaeffer	
Captain: Jay Dwiggin Jr.	
S10 W Barbarians	9-0 H
S17 W Barbarians	32-5 H
S24 W Olympic Club	17-3 H
01 W Barbarians	26-0 H
08 W Olympic Club	16-0 H
019 W Barbarians	22-0 H
022 W Olympic Club	40-10 H
026 W St. Mary's	6-0 H
029 W Olympic Club	18-0 H
N5 W Nevada	62-0 H
N12 W Stanford	25-6 H
D26 T Victoria All-Stars	0-0 A
D29 W Victoria All-Stars	3-0 A
J1 T Victoria All-Stars	3-3 A

1911^

11-2-1	
Head Coach: James G. Schaeffer	
Captain: Amos W. Elliott	
S9 W Barbarians	11-0 H
S16 W Olympic Club	8-0 H
S23 W Barbarians	31-3 H
S30 W Olympic Club	16-8 H
07 W Nevada	29-0 A
014 W Barbarians	14-3 H
021 W Olympic Club	18-3 H
025 W B.C. All-Stars	21-0 H
028 W B.C. All-Stars	24-0 H
N4 W Olympic Club	60-0 H
N11 W Stanford	21-3 A
D25 T Victoria All-Stars	0-0 A
D28 L Victoria All-Stars	3-6 A
J1 L Victoria All-Stars	0-8 A

1912^

10-2-1	
Head Coach: James G. Schaeffer	
Captain: John A. Stroud Jr.	
S9 W Barbarians	8-3 H
S14 W Olympic Club	5-3 H
S21 W Barbarians	16-0 H
S28 W Olympic Club	9-0 H
05 W Nevada	34-0 H
09 W St. Mary's	21-0 H
012 W Olympic Club	5-0 H
019 W Barbarians	16-3 H
026 L Australia Waratahs	0-18 H
030 W Australia Waratahs	6-5 H
N2 L Australia Waratahs	3-23 H
N9 T Stanford	3-3 H
N28 W USC	18-0 H

1913^

6-3-3	
Head Coach: James G. Schaeffer	
Captain: Stirling B. Peart	
S9 T Titans	6-6 H
S13 T Barbarians	0-0 H
S20 W Titans	4-3 H
S27 W Barbarians	21-0 H
04 W UC Alumni Club	18-0 H
08 L N.Z. All-Blacks	0-31 H
011 W Santa Clara	6-3 H
018 W UC Alumni Club	13-3 H
025 L N.Z. All-Blacks	3-38 H
N8 L Stanford	8-13 A
N22 W Barbarians	23-10 SF
N27 T USC	3-3 A

SF - San Francisco, CA

1914^

14-1-0	
Head Coach: James G. Schaeffer	
Captain: Joseph L. McKim	
S5 W Olympic Club	8-3 H
S9 W Titans	8-3 H
S12 W Barbarians	12-5 H
S19 W UC Alumni	17-5 H
S26 W Olympic Club	13-3 H
03 W Titans	17-3 H
010 W UC Alumni	22-3 H
017 W Barbarians	11-0 H
021 W St. Mary's	28-0 H
024 W Titans	18-0 H
028 W St. Mary's	24-3 H
031 W Santa Clara	25-0 H
N7 W UC Alumni	27-3 H
N14 L Stanford	8-26 H
N28 W Nevada	38-3 A

1915

8-5-0	
Head Coach: James G. Schaeffer	
Captain: Clifford G. Canfield	
S11 W Olympic Club	17-0 H
S18 L Commerical Club	0-10 H
S25 W Olympic Club	18-2 H
02 W Olympic Club	19-9 H
09 W Originals	7-0 H
016 W Sherman Indians	44-7 H
020 L St. Mary's	6-7 H
023 L USC	10-28 H
030 W St. Mary's	10-9 H
N6 L Washington	0-72 H
N13 L Washington	7-13 A
N20 W Nevada	81-6 R
N25 W USC	23-21 A

R - Reno, NV

1916

6-4-1, 0-3-0 PCC (4th)	
Head Coach: Andy Smith	
Captain: Willis R. Montgomery	
S16 W Olympic Club	23-0 H
S23 W Originals	23-0 H
S30 T Olympic Club	0-0 H
07 W Originals	13-0 H
014 W Whittier	21-17 H
021 L Oregon	14-39 H
028 L Occidental	13-14 H
N4 W USC	27-0 A
N11 W St. Mary's	48-6 H
N18 L Washington	3-13 H
N30 L Washington	7-14 A

1917

5-5-1, 2-1-0 PCC (2nd)	
Head Coach: Andy Smith	
Captains: Daniel P. Foster, Fred T. Brooks	
S15 L Mare Island Marines	0-27 H
S22 L Olympic Club	2-6 H
S29 L Mare Island Marines	0-26 H
06 W Olympic Club	40-0 H
013 W Navy Hospital Corps	33-7 H
020 W Occidental	20-0 H
027 W Oregon Aggies	14-3 H
N3 W Washington	27-0 H
N10 L St. Mary's	13-14 H
N17 L Oregon	0-21 A
N29 T USC	0-0 A

1918

7-2-0, 2-0-0 PCC (1st)	
PACIFIC COAST CONFERENCE CHAMPIONS	
Head Coach: Andy Smith	
Captain: Carlton G. Wells	
05 L Fort MacDowell	7-21 H
012 W S.F. Presidio	13-7 H
019 W Fort Scott	1-0 H
N9 W St. Mary's	40-14 H
N16 L Mather Field	0-13 H
N23 W Oregon	6-0 H
N30 W Stanford	67-0 H
D7 W San Pedro Navy	20-0 H
D14 W USC	33-7 A

1919

6-2-1, 2-2-0 PCC (3rd-T)	
Head Coach: Andy Smith	
Captain: Fred T. Brooks	
S27 W Olympic Club	12-0 H
04 T Olympic Club	6-6 H
011 W St. Mary's	19-0 H
018 W Occidental	61-0 H
025 L Washington State	0-14 H
N1 W Oregon Aggies	21-14 H
N8 W USC	14-13 A
N22 W Stanford	14-10 A
N27 L Washington	0-7 A

1920

9-0-0, 3-0-0 PCC (1st-T)	
NATIONAL CHAMPIONS/PCC CO-CHAMPIONS	
Head Coach: Andy Smith	
Captain: Olin C. Majors	
S25 W Olympic Club	21-0 H
02 W Mare Island Marines	88-0 H
09 W St. Mary's	127-0 H
016 W Nevada	79-7 H
023 W Utah	63-0 H
030 W Oregon Aggies	17-7 A
N6 W Washington State	49-0 H
N20 W Stanford	38-0 H

ROSE BOWL
J1 W Ohio State 28-0 PA
PA - Pasadena, CA

1921

9-0-1, 3-0-0 PCC (1st-T)	
NATIONAL CHAMPIONS/PCC CO-CHAMPIONS	
Head Coach: Andy Smith	
Captain: George H. Latham	
S24 W St. Mary's	21-0 H
01 W Olympic Club	14-0 H
08 W Nevada	51-6 H
015 W Pacific Fleet	21-10 H
022 W Oregon	39-0 H
029 W Washington State	14-0 PO
N5 W USC	38-7 H
N12 W Washington	72-3 H
N19 W Stanford	42-7 A

ROSE BOWL
J1 T Washington & Jefferson 0-0 PA
PO - Portland, OR; PA - Pasadena, CA



ALL-TIME RESULTS

1922

9-0-0, 4-0-0 PCC (1st-T)
NATIONAL CHAMPIONS/PCC CO-CHAMPIONS
 Head Coach: Andy Smith
 Captain: Charles F. Erb, Jr.

S30	W	Santa Clara	45-14	H
07	W	Mare Island Marines	80-0	H
014	W	St. Mary's	41-0	H
021	W	Olympic Club	25-0	H
028	W	USC	12-0	PA
N4	W	Washington State	61-0	H
N11	W	Washington	45-7	A
N18	W	Nevada	61-13	H
N25	W	Stanford	28-0	A

PA - Pasadena, CA

1923

9-0-1, 5-0-0 PCC (1st-T)
NATIONAL CHAMPIONS/PCC CO-CHAMPIONS
 Head Coach: Andy Smith
 Captain: Donald P. Nichols

S22	W	Alumni All-Stars	3-0	H
S29	W	St. Mary's	49-0	H
06	W	Santa Clara	48-0	H
013	W	Olympic Club	16-0	H
020	W	Oregon Aggies	26-0	H
027	W	Washington State	9-0	PO
N3	T	Nevada	0-0	H
N10	W	USC	13-7	A
N17	W	Washington	9-0	H
N24	W	Stanford	9-0	H

PO - Portland, OR

1924

8-0-2, 2-0-2 PCC (2nd)
 Head Coach: Andy Smith
 Captain: Edwin C. Horrell

S27	W	Santa Clara	13-7	H
04	W	St. Mary's	17-7	H
011	W	Pomona	28-0	H
018	W	Olympic Club	9-3	H
025	W	Washington State	20-7	H
N1	W	USC	7-0	H
N8	T	Washington	7-7	A
N15	W	Nevada	27-0	H
N22	T	Stanford	20-20	H
J1	W	Pennsylvania	14-0	H

1925

6-3-0, 2-2-0 Overall (5th)
 Head Coach: Andy Smith
 Captain: Talma W. Imlay

S26	W	Santa Clara	28-0	H
03	W	Nevada	54-0	H
010	L	Olympic Club	0-15	H
017	W	St. Mary's	6-0	H
024	W	Oregon	28-0	PO
031	W	Pomona	27-0	LA
N7	W	Washington State	35-7	H
N14	L	Washington	0-7	H
N21	L	Stanford	14-27	A

PO - Portland, OR; LA - Los Angeles, CA

1926

3-6-0, 0-5-0 PCC (9th)
 Head Coach: Nibs Price
 Captain: Bert Griffin

S25	W	Santa Clara	13-6	H
02	W	Olympic Club	32-0	H
09	L	St. Mary's	7-26	H
016	L	Oregon Aggies	7-27	H
023	L	USC	0-27	H
030	L	Oregon	13-21	H
N6	L	Washington	7-13	A
N13	W	Nevada	20-6	H
N20	L	Stanford	6-41	H

1927

7-3-0, 2-3-0 PCC (5th-T)
 Head Coach: Nibs Price
 Captain: Fritz Coltrin

S24	W	Santa Clara	14-6	H
01	W	Nevada	54-0	H
08	W	St. Mary's	13-0	H
015	W	Oregon	16-0	PO
022	W	Olympic Club	21-0	H
029	L	USC	0-13	A
N5	W	Montana	33-13	H
N12	L	Washington	0-6	H
N19	L	Stanford	6-13	A
D31	W	Pennsylvania	27-13	H

PO - Portland, OR

1928

6-2-2 Overall, 3-0-2 PCC (2nd)
 Head Coach: Nibs Price
 Captain: Irvine Phillips

S29	W	Santa Clara	22-0	H
06	W	St. Mary's	7-0	H
013	W	Washington State	13-3	H
020	T	USC	0-0	H
027	L	Olympic Club	0-12	H
N3	W	Oregon	13-0	H
N10	W	Washington	6-0	A
N17	W	Nevada	60-0	H
N24	T	Stanford	13-13	H

ROSE BOWL

J1 L Georgia Tech 7-8 PA

PA - Pasadena, CA

1929

7-1-1, 4-1-0 PCC (3rd-T)
 Head Coach: Nibs Price
 Captain: Roy Rieglers

S28	W	Santa Clara	27-6	H
05	T	St. Mary's	0-0	H
012	W	Washington State	14-0	H
019	W	Pennsylvania	12-7	A
026	W	Olympic Club	21-19	H
N2	W	USC	15-7	A
N9	W	Montana	53-18	H
N16	W	Washington	7-0	H
N23	L	Stanford	6-21	A

1930

4-5-0, 1-4-0 PCC (8th-T)
 Head Coach: Nibs Price
 Captain: Carl Handy

S27	W	Santa Clara	19-7	H
04	L	Washington State	0-16	H
011	W	St. Mary's	7-6	H
018	L	Olympic Club	7-13	H
025	L	Washington	0-13	A
N1	W	Montana	46-0	H
N8	L	USC	0-74	A
N15	W	Nevada	8-0	H
N22	L	Stanford	0-41	H

1931

8-2-0, 4-1-0 PCC (2nd)
 Head Coach: Bill Ingram
 Captain: Edwin Griffiths

S26	W	Santa Clara	6-2	H
03	L	St. Mary's	0-14	H
010	W	Olympic Club	6-0	H
017	W	Washington State	13-7	A
024	L	USC	0-6	H
031	W	Nevada	25-6	H
N7	W	Washington	13-0	H
N14	W	Idaho	18-0	H
N21	W	Stanford	6-0	A
D26	W	Georgia Tech	19-6	A

1932

7-3-2, 2-2-1 PCC (5th-T)
 Head Coach: Bill Ingram
 Captain: Richard C. Tozer

S17	W	California Aggies	20-6	H
S17	W	West Coast Navy	13-0	H
S24	L	Santa Clara	0-12	H
01	W	Olympic Club	22-6	H
08	T	St. Mary's	12-12	H
015	L	Washington State	2-7	H
022	W	Washington	7-6	A
029	W	Nevada	38-0	H
N5	L	USC	7-27	A
N12	W	Idaho	21-6	H
N19	T	Stanford	0-0	H
D17	W	Georgia Tech	27-7	H

1933

6-3-2, 2-2-2 PCC (6th)
 Head Coach: Bill Ingram
 Captain: John Ransome

S23	L	Santa Clara	0-7	H
S30	W	California Aggies	39-0	H
S30	W	Nevada	34-0	H
07	W	St. Mary's	14-13	H
014	W	Olympic Club	23-0	H
021	T	Washington State	6-6	A
028	L	USC	3-6	H
N4	T	UCLA	0-0	A
N11	W	Washington	33-0	H
N18	W	Idaho	6-0	H
N25	L	Stanford	3-7	A

1934

6-6-0, 3-2-0 PCC (5th)
 Head Coach: Bill Ingram
 Captain: Arleigh Williams

S29	W	California Aggies	54-0	H
S29	W	Nevada	33-0	H
06	L	St. Mary's	0-7	H
013	W	Pacific	7-6	H
020	W	UCLA	3-0	H
027	L	Washington	7-13	A
N3	L	Santa Clara	0-20	H
N10	W	USC	7-2	A
N17	W	Idaho	45-13	H
N24	L	Stanford	7-9	H
D25	L	Honolulu Twn Tm.	13-26	A
J1	L	Hawai'i	0-14	A

1935

9-1-0, 4-1-0 PCC (1st-T)
PACIFIC COAST CONFERENCE CO-CHAMPIONS
 Head Coach: Stub Allison
 Captain: Larry Lutz

S28	W	California Aggies	47-0	H
S28	W	Whittier	6-0	H
05	W	St. Mary's	10-0	H
012	W	Oregon	6-0	PO
019	W	Santa Clara	6-0	H
026	W	USC	21-7	H
N2	W	UCLA	14-2	A
N9	W	Washington	14-0	H
N16	W	Pacific	39-0	H
N23	L	Stanford	0-13	A

PO - Portland, OR

1936

6-5-0, 4-3-0 Pac-10 (4th)
 Head Coach: Leonard B. Allison
 Captain: Ray Nordstrom

S26	W	Pacific	14-0	H
S26	W	California Aggies	39-0	H
03	L	St. Mary's	0-10	H
010	W	Oregon State	7-0	PO
017	L	UCLA	6-17	H
024	L	No. 8 Washington	0-13	A
031	L	Washington State	13-14	H
N7	W	No. 11 USC	13-7	A
N14	W	Oregon	28-0	H
N21	W	Stanford	20-0	H
N28	L	Georgia Tech	7-13	A

PO - Portland, OR

1937

10-0-1, 6-0-1 PCC (1st)
NATIONAL CHAMPIONS/PCC CHAMPIONS
 Final AP Ranking: No. 2
 Head Coach: Leonard B. Allison
 Captain: John Meek

S25	W	St. Mary's	30-7	H
02	W	Oregon State	24-6	H
09	W	Washington State	27-0	H
016	W	California Aggies	14-0	H
016	W	Pacific	20-0	H
023	W	No. 11 USC (1)	20-6	H
030	W	UCLA (1)	27-14	A
N6	T	Washington (1)	0-0	H
N13	W	Oregon (2)	26-0	PO
N20	W	No. 13 Stanford (2)	13-0	A

ROSE BOWL

J1 W No. 4 Alabama (2) 13-0 PA

PO - Portland, OR; PA - Pasadena, CA

1938

10-1-0, 6-1-0 PCC (1st-T)
PACIFIC COAST CONFERENCE CO-CHAMPIONS
 Final AP Ranking: No. 14
 Head Coach: Leonard B. Allison
 Captain: Vic Bottari

S24	W	St. Mary's	12-7	H
01	W	Washington State	27-3	A
08	W	California Aggies	48-0	H
08	W	Pacific	39-0	H
015	W	UCLA	20-7	H
022	W	Washington (3)	14-7	A
029	W	Oregon State (3)	13-7	H
N5	L	No. 13 USC (3)	7-13	A
N12	W	Oregon (14)	20-0	H
N19	W	Stanford (9)	6-0	H
D26	W	Georgia Tech (9)	13-0	H

1939

3-7-0, 2-5-0 PCC (8th)
 Head Coach: Leonard B. Allison
 Captain: Louie Smith

S30	W	California Aggies	32-14	H
S30	L	Pacific	0-6	H
07	L	St. Mary's	3-7	H
014	L	Oregon	0-6	H
021	W	Washington State	13-7	H
028	L	No. 8 USC	0-26	H
N4	L	No. 19 UCLA	7-20	A
N11	L	Washington	6-13	H
N18	L	No. 19 Oregon State	0-21	A
N25	W	Stanford	32-14	A

ALL-TIME RESULTS

1940

4-6-0, 3-4-0 PCC (6th)			
Head Coach: Stub Allison			
Captain: Bill Elmore			
S28	L	Michigan	0-41 H
05	W	St. Mary's	9-6 H
012	L	Washington State	6-9 H
019	W	UCLA	9-7 H
026	L	No. 16 Washington	6-7 A
N2	L	Oregon State	13-19 H
N9	W	USC	20-7 A
N16	W	Oregon	14-6 H
N30	L	No. 3 Stanford	7-13 H
D28	L	Georgia Tech	0-13 A

1941

4-5-0, 3-4-0 PCC (7th)			
Head Coach: Stub Allison			
Captains: Bob Reinhard, Jack McQuary			
S27	W	St. Mary's	31-0 H
04	L	Washington State	6-13 A
011	L	Santa Clara	0-13 H
018	L	Oregon	7-19 PO
025	W	USC	14-0 H
N1	W	UCLA	27-7 A
N8	L	Washington	6-13 H
N15	L	Oregon State	0-6 H
N29	W	Stanford	16-0 A
<i>PO - Portland, OR</i>			

1942

5-5-0, 3-4-0 PCC (7th)			
Head Coach: Stub Allison			
Captains: Jim Jurkovich, John Ferguson			
S26	W	St. Mary's	6-0 H
03	L	Oregon State	8-13 A
010	L	Santa Clara	6-7 H
017	L	UCLA	0-21 H
024	W	Washington	19-6 A
031	W	Oregon	20-7 H
N7	L	USC	7-21 A
N14	W	Montana	13-0 H
N21	L	Stanford	7-26 H
D12	W	Navy Pre-Flight	12-6 H

1943

4-6-0, 2-2-0 PCC (2nd)			
Head Coach: Stub Allison			
Captain: Art Honegger			
S25	W	St. Mary's	27-12 H
02	L	USC	0-7 H
09	L	No. 20 Pacific	6-12 H
016	W	UCLA	13-0 A
023	L	St. Mary's Pre-Flight	0-39 H
030	L	No. 5 USC (20)	0-13 A
N6	W	San Francisco	32-0 H
N13	W	UCLA	13-6 H
N20	L	Alameda Coast Guard	0-7 H
N27	L	No. 10 Del Monte Pre-Flight	8-47 H

1944

3-6-1, 1-3-1 PCC (4th)			
Head Coach: Stub Allison			
Captains: Game Captains			
S23	W	St. Mary's	31-7 H
S30	W	UCLA	6-0 H
07	T	USC	6-6 A
014	W	Pacific	14-0 H
021	L	Fleet City (12)	2-19 H
028	L	Washington	7-33 H
N4	L	Coast Guard	6-12 H
N11	L	UCLA	0-7 A
N18	L	No. 12 USC	0-32 H
N25	L	St. Mary's Pre-Flight	6-33 H

1945

4-5-1, 2-4-1 PCC (6th)			
Head Coach: Lawrence "Buck" Shaw			
Captains: Game Captains			
S22	L	St. Mary's	13-20 H
S29	L	USC	2-13 H
06	W	Washington	27-14 H
013	L	UCLA	0-13 A
027	W	Nevada	19-6 H
N3	T	Washington State	7-7 H
N10	L	USC	0-14 A
N17	L	Oregon	13-20 H
N24	W	No. 12 UCLA	6-0 H
D1	W	St. Mary's Pre-Flight	6-0 H

1946

2-7-0, 1-6-0 PCC (9th)			
Head Coach: Frank Wickhorst			
Captain: Harry Pieper			
S28	L	Wisconsin	7-28 H
05	L	Oregon	13-14 H
012	W	No. 16 St. Mary's	20-13 H
019	L	No. 4 UCLA	6-13 H
026	L	Washington	6-20 A
N2	W	Washington State	47-14 H
N9	L	No. 14 USC	0-14 A
N16	L	Oregon State	7-28 H
N23	L	Stanford	6-25 H

1947

9-1-0, 5-1-0 PCC (2nd-T)			
Final AP Ranking: No. 15			
Head Coach: Pappy Waldorf			
Captains: John Graves, Harry Agler			
S20	W	Santa Clara	33-7 H
S27	W	Navy	14-7 H
04	W	St. Mary's	45-6 H
011	W	Wisconsin (8)	48-7 A
018	W	Washington State (4)	21-6 H
025	L	No. 10 USC (4)	14-39 H
N1	W	No. 19 UCLA (14)	6-0 A
N8	W	Washington (12)	13-7 H
N15	W	Montana (10)	60-14 H
N22	W	Stanford (9)	21-18 A

1948

10-1-0, 6-0-0 PCC (1st-T)			
PACIFIC COAST CONFERENCE CO-CHAMPIONS			
Final AP Ranking: No. 4			
Head Coach: Pappy Waldorf			
Captain: Gene Frassetto			
S18	W	Santa Clara	41-19 H
S25	W	Navy	21-7 BA
02	W	St. Mary's	20-0 H
09	W	Wisconsin (9)	40-14 H
016	W	Oregon State (6)	42-0 H
023	W	Washington (4)	21-0 A
030	W	USC (4)	13-7 A
N6	W	UCLA (5)	28-13 H
N13	W	Washington State (4)	44-14 H
N20	W	Stanford (4)	7-6 H

ROSE BOWL
J1 L No. 7 Northwestern (4) 14-20 PA
BA - Baltimore, MD; PA - Pasadena, CA

1949

10-1-0, 7-0-0 PCC (1st)			
PACIFIC COAST CONFERENCE CHAMPIONS			
Final AP Ranking: No. 3			
Head Coach: Pappy Waldorf			
Captains: Rod Franz, Jim Turner			
S17	W	Santa Clara	21-7 H
S24	W	St. Mary's	29-7 H
01	W	Oregon State	41-0 PO
08	W	Wisconsin (10)	35-20 A
015	W	No. 12 USC (9)	16-10 H
022	W	Washington (5)	21-7 H
029	W	No. 20 UCLA (4)	35-21 A
N5	W	Washington State (4)	33-14 H
N12	W	Oregon (4)	41-14 H
N19	W	No. 12 Stanford (3)	33-14 A

ROSE BOWL
J2 L No. 6 Ohio State (3) 14-17 PA
PO - Portland, OR; PA - Pasadena, CA

1950

9-1-1, 5-0-1 PCC (1st)			
PACIFIC COAST CONFERENCE CHAMPIONS			
Final AP/UIP Ranking: No. 5/4			
Head Coach: Pappy Waldorf			
Captains: Pete Schabarum, Jim Monachino			
S23	W	Santa Clara (14)	27-9 H
S30	W	Oregon (14)	28-7 PO
07	W	No. 20 Pennsylvania (9)	14-7 H
014	W	USC (7)	13-7 A
021	W	Oregon State (5)	27-0 H
028	W	St. Mary's (5)	40-25 H
N4	W	No. 12 Washington (6)	14-7 A
N11	W	No. 19 UCLA (6)	35-0 H
N18	W	San Francisco (4)	13-7 H
N25	T	Stanford (4)	7-7 H

ROSE BOWL
J1 L No. 9 Michigan (5) 6-14 PA
PO - Portland, OR; PA - Pasadena, CA

1951

8-2-0, 5-2-0 PCC (3rd)			
Final AP Ranking: No. 12			
Head Coach: Pappy Waldorf			
Captains: Les Richter, Charlie Harris			
S22	W	Santa Clara (5)	34-0 H
S29	W	Pennsylvania (5)	35-0 A
06	W	Minnesota (2)	55-14 H
013	W	Washington State (2)	42-35 A
020	L	No. 11 USC (1)	14-21 H
027	W	No. 6 Oregon State (9)	35-14 H
N3	L	UCLA (9)	7-21 A
N10	W	Washington (17)	37-28 H
N17	W	(16) Oregon (16)	28-26 H
N24	W	No. 3 Stanford (19)	20-7 A

1952

7-3-0, 3-3-0 PCC (4th)			
Head Coach: Pappy Waldorf			
Captains: John Olszewski, Bill Mais			
S20	W	Pacific (8)	34-13 H
S27	W	Missouri (8)	28-14 H
04	W	Minnesota (4)	49-13 A
011	W	Oregon (3)	41-7 PO
018	W	Santa Clara (3)	27-7 H
025	L	No. 7 USC (4)	0-10 A
N1	L	No. 7 UCLA (11)	7-28 H
N8	L	Washington	7-22 A
N15	W	Washington State	28-13 H
N22	W	Stanford	26-0 H
<i>PO - Portland, OR</i>			

1953

4-4-2, 2-2-2 PCC (4th)			
Head Coach: Pappy Waldorf			
Captains: Tom Dutton, Al Talley			
S19	L	No. 20 Baylor (14)	0-25 H
S26	W	Oregon State (14)	26-0 PO
03	L	No. 6 Ohio State	19-33 H
010	W	No. 20 Pennsylvania	40-0 A
017	W	San Jose State (16)	34-14 H
024	L	No. 11 USC	20-32 H
031	L	No. 10 UCLA	7-20 A
N7	W	Washington	53-25 H
N14	T	Oregon	0-0 H
N21	T	No. 16 Stanford	21-21 A
<i>PO - Portland, OR</i>			

1954

5-5-0, 4-3-0 PCC (4th)			
Head Coach: Pappy Waldorf			
Captains: Paul Larson, Jim Hanifan, Matt Hazeltime			
S18	L	No. 2 Oklahoma (12)	13-27 H
S25	W	San Jose State (17)	45-0 H
02	L	No. 14 Ohio State (18)	13-21 A
09	L	Oregon	27-33 H
016	W	Washington State	17-7 H
023	L	No. 17 USC	27-29 A
030	L	No. 3 UCLA	6-27 H
N6	W	Washington	27-6 A
N13	W	Oregon State	46-7 H
N20	W	Stanford	28-20 H

1955

2-7-1, 1-5-1 PCC (7th)			
Head Coach: Pappy Waldorf			
Captain: Jim Carmichael			
S17	L	Pittsburgh	7-27 A
S24	L	Illinois	13-20 H
01	W	Pennsylvania	27-7 H
08	T	Washington State	20-20 H
015	L	Oregon	0-21 PO
022	L	No. 10 USC	6-33 H
029	L	No. 6 UCLA	0-47 A
N5	W	Washington	20-6 H
N12	L	Oregon State	14-16 H
N19	L	No. 18 Stanford	0-19 A
<i>PO - Portland, OR</i>			

1956

3-7-0, 2-5-0 PCC (8th)			
Head Coach: Pappy Waldorf			
Captains: Don Gilkey, Herb Jackson			
S22	L	Baylor	6-7 H
S29	L	Illinois	20-32 A
06	W	No. 7 Pittsburgh	14-0 H
013	L	Oregon State	13-21 A
020	L	UCLA	20-34 H
027	W	Washington	16-7 A
N3	L	Oregon	6-28 H
N10	L	No. 16 USC	7-20 A
N17	L	Washington State	13-14 H
N24	W	Stanford	20-18 H



ALL-TIME RESULTS

1957

1-9-0, 1-6-0 PCC (7th-T)		
Head Coach: Pete Elliott		
Captains: Mike White, Bob Currie, Art Forbes		
S21	L	SMU 6-13 H
S28	L	Washington State 7-13 A
05	L	No. 2 Michigan State 0-19 H
012	L	Navy 6-21 H
019	W	USC 12-0 H
026	L	No. 18 Oregon 6-24 A
N2	L	UCLA 14-16 A
N9	L	Oregon State 19-21 H
N16	L	Washington 27-35 H
N23	L	Stanford 12-14 A

1958

7-4-0, 6-1-0 PCC (1st)		
PACIFIC COAST CONFERENCE CHAMPIONS		
Final AP Ranking: No. 16		
Head Coach: Pete Elliott		
Captains: Joe Kapp, Jack Hart		
S20	L	Pacific 20-24 H
S27	L	No. 4 Michigan State 12-32 A
04	W	Washington State 34-14 H
011	W	Utah 36-21 H
018	W	USC 14-12 A
025	W	Oregon 23-6 H
N1	L	Oregon State 8-14 A
N8	W	UCLA 20-17 H
N15	W	Washington 12-7 A
N22	W	Stanford (19) 16-15 H
ROSE BOWL		
J1	L	No. 2 Iowa (16) 12-38 PA
PA - Pasadena, CA		

1959

2-8-0, 1-3-0 AAWU (4th)		
Head Coach: Pete Elliott		
Captains: Pat Newell, Pete Domoto		
S19	W	Washington State 20-6 SP
S26	L	No. 13 Iowa 12-42 H
03	L	No. 10 Texas 0-33 A
010	L	Notre Dame 6-28 H
017	L	UCLA 12-19 A
024	L	Oregon State 20-24 H
031	L	No. 6 USC 7-14 H
N7	L	No. 15 Oregon 18-20 A
N14	L	No. 13 Washington 0-20 H
N21	W	Stanford 20-17 A
SP - Spokane, WA		

1960

2-7-1, 1-3-0 AAWU (4th)		
Head Coach: Marv Levy		
Captains: Steve Bates, Bill Patton		
S17	L	Tulane 3-7 H
S24	L	Notre Dame 7-21 A
01	L	Army 10-28 H
08	T	Washington State 21-21 H
015	L	USC 10-27 A
022	L	Oregon 0-20 H
029	W	No. 15 Oregon State 14-6 A
N5	L	No. 15 UCLA 0-28 H
N12	L	No. 6 Washington 7-27 A
N19	W	Stanford 21-10 H

1961

1-8-1, 1-3-0 AAWU (4th-T)		
Head Coach: Marv Levy		
Captain: Jim Burress		
S23	L	No. 4 Texas 3-28 H
S30	L	No. 1 Iowa 7-28 A
07	T	Missouri 14-14 A
014	W	Washington 21-14 H
021	L	USC 14-28 H
028	L	Penn State 16-33 A
N4	L	UCLA 15-35 A
N11	L	Air Force 14-15 H
N18	L	Kansas 7-53 H
N25	L	Stanford 7-20 A

1962

1-9-0, 0-4-0 AAWU (6th)		
Head Coach: Marv Levy		
Captain: Larry Balliett		
S22	L	Missouri 10-21 H
S29	W	San Jose State 25-8 H
06	L	Pittsburgh 24-26 H
013	L	Duke 7-21 A
020	L	No. 3 USC 6-32 A
027	L	Penn State 21-23 H
N3	L	UCLA 16-26 H
N10	L	Washington 0-27 A
N17	L	Kansas 21-33 A
N24	L	Stanford 13-30 H

1963

4-5-1, 1-3-0 AAWU (5th)		
Head Coach: Marv Levy		
Captain: Jim Anderson		
S21	W	Iowa State 15-8 H
S28	L	Illinois 0-10 A
05	L	No. 9 Pittsburgh 15-35 A
012	T	Duke 22-22 H
019	W	San Jose State 34-13 H
026	L	USC 6-36 H
N2	W	UCLA 25-0 A
N9	L	Washington 26-39 H
N16	W	Utah 35-22 A
N30	L	Stanford 17-28 A

1964

3-7-0, 0-4-0 AAWU (8th)		
Head Coach: Ray Willsey		
Captains: Craig Morton, Ron Calegari		
S19	W	Missouri 21-14 H
S26	L	No. 3 Illinois 14-20 H
03	L	Minnesota 20-26 H
010	W	Miami, Fla. 9-7 A
017	W	Navy 27-13 H
024	L	USC 21-26 A
031	L	UCLA 21-25 H
N7	L	Washington 16-21 A
N14	L	Utah 0-14 H
N21	L	Stanford 3-21 H

1965

5-5-0, 2-3-0 AAWU (5th-T)		
Head Coach: Ray Willsey		
Captains: Jim Phillips, Stan Dzura		
S18	L	No. 3 Notre Dame 6-48 H
S25	L	No. 4 Michigan 7-10 A
02	W	Kansas 17-0 H
09	W	Air Force 24-7 A
016	W	Washington 16-12 H
023	L	UCLA 3-56 A
030	W	Penn State 21-17 H
N6	L	No. 6 USC 0-35 H
N13	W	Oregon 24-0 PO
N20	L	Stanford 7-9 A
PO - Portland, OR		

1966

3-7-0, 2-3-0 AAWU (5th)		
Head Coach: Ray Willsey		
Captains: John Beasley, Dan Goich		
S17	W	Washington State 21-6 SP
S24	L	No. 9 Michigan 7-17 H
01	W	Pittsburgh 30-15 H
08	L	San Jose State 0-24 H
015	W	Washington 24-20 A
022	L	No. 3 UCLA 15-28 H
029	L	Penn State 15-33 A
N5	L	No. 9 USC 9-35 A
N12	L	Army 3-6 H
N19	L	Stanford 7-13 H
SP - Spokane, WA		

1967

5-5-0, 2-3-0 AAWU (6th)		
Head Coach: Ray Willsey		
Captains: Bob Crittenden, George Gearhart		
S16	W	Oregon 21-13 H
S23	L	No. 1 Notre Dame 8-41 A
S30	W	Michigan 10-9 H
07	W	Air Force 14-12 H
014	L	No. 4 UCLA 14-37 A
021	L	Syracuse 14-20 A
028	L	Washington 6-23 H
N4	L	No. 1 USC 12-31 H
N11	W	San Jose State 30-6 H
N18	W	Stanford 26-3 A

1968

7-3-1, 2-2-1 Pac-8 (4th)		
Head Coach: Ray Willsey		
Captains: John McGaffie, Mike McCaffrey		
S21	W	Michigan 21-7 A
S28	W	Colorado 10-0 H
05	W	San Jose State (18) 46-0 H
012	L	Army (16) 7-10 A
019	W	UCLA 39-15 H
026	W	No. 10 Syracuse (11) 43-0 H
N2	T	Washington (8) 7-7 A
N9	L	No. 1 USC (11) 17-35 A
N16	W	Oregon (18) 36-8 H
N23	L	Stanford (18) 0-20 H
N30	W	Hawai'i 17-12 A

1969

5-5-0, 2-4-0 Pac-8 (6th)		
Head Coach: Ray Willsey		
Captains: Irby Augustine, Jim Calkins		
S20	L	No. 4 Texas 0-17 H
S27	W	No. 10 Indiana 17-14 A
04	W	Rice 31-21 H
011	W	Washington 44-13 H
018	L	No. 8 UCLA 0-32 A
025	W	Washington State 17-0 SP
N1	L	No. 6 USC 9-14 H
N8	L	Oregon State 3-35 H
N15	W	San Jose State 31-7 H
N22	L	No. 14 Stanford 28-29 A
SP - Spokane, WA		

1970

6-5-0, 4-3-0 Pac-8 (2nd-T)		
Head Coach: Ray Willsey		
Captains: Bob Richards, Phil Croyle		
S12	L	Oregon 24-31 PO
S19	L	No. 2 Texas 15-56 A
S26	W	Indiana 56-14 H
03	L	Rice 0-28 A
010	W	Washington 31-28 A
017	L	No. 19 UCLA 21-24 H
024	W	Washington State 45-0 H
031	W	No. 18 USC 13-10 A
N7	L	Oregon State 10-16 A
N14	W	San Jose State 35-28 H
N21	W	No. 11 Stanford 22-14 H
PO - Portland, OR		

1971

6-5-0, 4-3-0 Pac-8 (3rd-T)		
Head Coach: Ray Willsey		
Captains: Sherman White, Ray Youngblood		
S11	L	No. 7 Arkansas 20-51 LR
S18	W	West Virginia 20-10 H
S25	W	San Jose State 34-10 H
02	L	No. 14 Ohio State 3-35 A
09	W	Oregon State 30-27 H
016	W	Washington State 24-23 SP
023	W	UCLA 31-24 A
030	L	No. 20 USC 0-28 H
N6	L	No. 20 Washington 7-30 H
N13	W	Oregon 17-10 A
N20	L	No. 18 Stanford 0-14 A
LR - Little Rock, AR; SP - Spokane, WA		

1972

3-8-0, 3-4-0 Pac-8 (5th)		
Head Coach: Mike White		
Captains: Steve Sweeney, Bob Kampa		
S9	L	No. 2 Colorado 10-20 A
S16	W	Washington State 37-23 H
S23	L	San Jose State 10-17 H
S30	L	Missouri 27-34 A
07	L	No. 3 Ohio State 18-35 H
014	L	No. 1 USC 14-42 A
021	L	No. 11 UCLA 13-49 H
028	L	Washington 21-35 A
N4	W	Oregon 31-12 H
N11	L	Oregon State 23-26 PO
N18	W	Stanford 24-21 H
PO - Portland, OR		

1973

4-7-0, 2-5-0 Pac-8 (5th-T)		
Head Coach: Mike White		
Captains: Kevin O'Dorisio, Fred Weber		
S15	L	No. 6 Alabama 0-66 BI
S22	L	Illinois 7-27 H
S29	W	Army 51-6 A
06	W	Washington 54-49 H
013	L	Oregon 10-41 A
020	W	Oregon State 24-14 H
027	L	No. 13 UCLA 21-61 A
N3	L	No. 9 USC 14-50 H
N10	W	San Jose State 19-9 H
N17	L	Washington State 28-31 A
N24	L	Stanford 17-26 A
BI - Birmingham, AL		



ALL-TIME RESULTS

1974

7-3-1, 4-2-1 Pac-8 (3rd-T)
Head Coach: Mike White

Captains: Steve Bartkowski, Rob Swenson

S14	L	Florida	17-21	A
S21	W	San Jose State	17-16	H
S28	W	Army	27-14	H
O5	W	No. 14 Illinois	31-14	A
O12	W	Oregon	40-10	H
O19	W	Oregon State	17-14	A
O26	L	UCLA (20)	3-28	H
N2	T	No. 6 USC	15-15	A
N9	W	Washington (18)	52-26	A
N16	W	Washington State (19)	37-33	H
N23	L	Stanford (19)	20-22	H

1975

8-3-0, 6-1-0 Pac-8 (1st-T)
PACIFIC-8 CONFERENCE CO-CHAMPIONS
Final AP/UPI Ranking: No. 14/15
Head Coach: Mike White

Captains: Chuck Muncie, Paul Von der Mehden

S13	L	Colorado	27-34	A
S20	L	No. 20 West Virginia	10-28	H
S27	W	Washington State	33-21	A
O4	W	San Jose State	27-24	H
O11	W	Oregon	34-7	A
O18	W	Oregon State	51-24	H
O25	L	No. 19 UCLA	14-28	A
N1	W	No. 4 USC	28-14	H
N8	W	Washington (18)	27-24	H
N15	W	Air Force (15)	31-14	A
N22	W	Stanford (13)	48-15	A

1976

5-6-0, 3-4 Pac-8 (4th-T)
Head Coach: Mike White

Captains: Joe Roth, Phil Heck

S11	L	No. 16 Georgia (15)	24-36	A
S18	L	No. 4 Oklahoma	17-28	A
S25	W	Arizona State	31-22	A
O2	W	San Jose State	43-16	H
O9	W	Oregon	27-10	H
O16	L	Oregon State	9-10	A
O23	L	No. 4 UCLA	19-35	H
O30	L	No. 4 USC	6-20	A
N6	W	Washington	7-0	A
N13	W	Washington State	23-22	H
N20	L	Stanford	24-27	H

1977

8-3-0, 4-3-0 Pac-8 (4th)
Head Coach: Mike White

Captains: George Freitas, Burl Toler II

S10	W	Tennessee	27-17	A
S17	W	Air Force	24-14	H
S24	W	Missouri	28-21	A
O1	W	San Jose State (17)	52-3	H
O8	L	Washington State (14)	10-17	A
O15	W	Oregon State (20)	41-17	H
O22	L	UCLA (15)*	19-21	A
O29	W	No. 10 USC (17)	17-14	H
N5	L	Washington (17)	31-50	H
N12	W	Oregon	48-16	A
N19	L	Stanford	3-21	A

*UCLA forfeited win to Cal for use of ineligible player

1978

6-5-0, 3-4-0 Pac-10 (6th-T)
Head Coach: Roger Theder

Captains: Ralph DeLoach, Duke Leffler

S9	L	No. 10 Nebraska	26-36	A
S16	W	Georgia Tech	34-22	A
S23	W	Pacific	24-6	H
S30	W	West Virginia	28-21	A
O7	W	Oregon	21-18	H
O14	W	Arizona	33-20	A
O21	L	No. 10 UCLA	0-45	H
O28	L	No. 6 USC	17-42	A
N4	L	Arizona State	21-35	A
N11	W	Washington State	22-14	H
N18	L	Stanford	10-30	H

1979

7-5-0, 6-3-0 Pac-10 (5th)
Head Coach: Roger Theder

Captains: Paul Jones, Ron Hill

S8	W	No. 18 Arizona State	17-9	A
S15	W	Arizona	10-7	A
S22	W	San Jose State	13-10	H
S29	L	No. 11 Michigan	10-14	H
O6	L	Oregon*	14-19	A
O13	W	Oregon State	45-0	H
O20	L	UCLA	27-28	A
O27	L	No. 3 USC	14-24	H
N3	L	No. 16 Washington	24-28	H
N10	W	Washington State	45-13	A
N17	W	Stanford	21-14	A
GARDEN STATE BOWL				
D15	L	Temple	17-28	ER

ER - East Rutherford, NJ; *Oregon forfeited win to Cal for use of ineligible player

1980

3-8-0, 3-5-0 Pac-10 (9th)
Head Coach: Roger Theder

Captains: Rich Campbell, Ron Coccimiglio, Kirk Karaczoff

S13	L	Florida	13-41	TA
S20	L	Army	19-26	A
S27	L	Arizona	24-31	H
O4	L	Michigan	13-38	A
O11	W	Oregon	31-6	H
O18	W	Oregon State	27-6	H
O25	L	No. 3 UCLA	9-32	H
N1	L	No. 7 USC	7-60	A
N8	L	Arizona State	6-34	A
N15	L	Washington State	17-31	H
N22	W	Stanford	28-23	H

TA - Tampa, FL

1981

2-9-0, 2-6-0 Pac-10 (8th)
Head Coach: Roger Theder

Captains: Ron Rivera, Harvey Salem

S5	L	Texas A&M	28-29	H
S12	L	No. 6 Georgia	13-27	A
S19	W	Arizona	14-13	A
S26	L	San Jose State	24-27	H
O10	L	Washington	26-27	H
O17	L	No. 17 Arizona State	17-45	A
O24	L	UCLA	6-34	A
O31	W	Oregon State	45-3	H
N7	L	No. 3 USC	3-21	H
N14	L	No. 17 Washington State	0-19	SP
N21	L	Stanford	21-42	A

SP - Spokane, WA

1982

7-4-0, 4-4-0 Pac-10 (6th)
Head Coach: Joe Kapp

Captains: Reggie Camp, Richard Rodgers, Harvey Salem,

S11	W	Colorado	31-17	A
S18	W	San Diego State	28-0	H
S25	L	No. 14 Arizona State	0-15	H
O2	W	San Jose State	26-7	H
O9	L	No. 1 Washington	7-50	A
O16	W	Oregon	10-7	H
O23	L	No. 11 UCLA	31-47	H
O30	W	Oregon State	28-14	A
N6	L	No. 16 USC	0-42	A
N13	W	Washington State	34-14	H
N20	W	Stanford	25-20	H

1983

5-5-1, 3-4-1 Pac-10 (8th)
Head Coach: Joe Kapp

Captains: Gale Gilbert, Ron Rivera, Richard Rodgers

S3	W	Texas A&M	19-17	A
S10	L	San Diego State	14-28	A
S17	W	San Jose State	30-9	H
O1	T	Arizona	33-33	H
O8	L	Oregon	17-24	A
O15	W	Oregon State	45-19	H
O22	L	UCLA	16-20	A
O29	L	USC	9-19	H
N5	W	Arizona State	26-24	H
N12	L	Washington State	6-16	A
N19	W	Stanford	27-18	A

1984

2-9-0, 1-8-0 Pac-10 (10th)
Head Coach: Joe Kapp

Captains: Gale Gilbert, John Haina, Dave Pillsbury

S8	L	Arizona	13-23	A
S15	W	Pacific	28-12	H
S22	L	Oregon	14-21	H
S29	L	San Jose State	18-33	H
O6	W	Arizona State	19-14	A
O13	L	Oregon State	6-9	A
O20	L	UCLA	14-17	H
O27	L	No. 20 USC	7-31	A
N3	L	No. 1 Washington	14-44	A
N10	L	Washington State	7-33	H
N17	L	Stanford	10-27	H

1985

4-7-0, 2-7-0 Pac-10 (10th)
Head Coach: Joe Kapp

Captains: Hardy Nickerson, Ken Pettway, Mark Stephens

A31	W	San Jose State	48-21	H
S7	L	Washington State	19-20	A
S14	L	Oregon State	20-23	PO
S21	L	Arizona	17-23	H
O5	W	Missouri	39-32	A
O12	L	Washington	12-28	H
O19	W	Oregon	27-24	A
O26	L	No. 17 UCLA	7-34	A
N2	L	Arizona State	8-30	H
N9	W	USC	14-6	H
N23	L	Stanford	22-24	A

PO - Portland, OR

1986

2-9-0, 2-7-0 Pac-10 (9th)
Head Coach: Joe Kapp

Captains: Gary Hein, Hardy Nickerson, Doug Riesenberg

S13	L	Boston College	15-21	A
S20	W	Washington State	31-21	H
S27	L	San Jose State	14-35	H
O4	L	No. 12 Washington	18-50	A
O11	L	Oregon State	12-14	H
O18	L	No. 19 UCLA	10-36	H
O25	L	No. 14 Arizona	16-33	A
N1	L	Oregon	9-27	H
N8	L	No. 5 Arizona State	0-49	A
N15	L	No. 13 USC	3-28	A
N22	W	No. 16 Stanford	17-11	H

1987

3-6-2, 2-3-2 Pac-10 (8th)
Head Coach: Bruce Snyder

Captains: Brian Bedford, Ken Harvey, Kam King, Darryl Stallworth

S5	W	Pacific	42-0	H
S12	L	San Jose State	25-27	H
S19	L	Minnesota	23-32	A
S26	L	USC	14-31	H
O3	L	No. 10 Tennessee	12-38	A
O10	T	Arizona	23-23	H
O24	L	No. 8 UCLA	18-42	A
O31	W	Oregon	20-6	A
N14	W	Arizona State	38-20	H
N21	L	Stanford	7-31	A
N28	T	Washington State	17-17	TO

TO - Tokyo, Japan

1988

5-5-1, 1-5-1 Pac-10 (10th)
Head Coach: Bruce Snyder

Captains: Darryl Ingram, Chris Richards, Natu Tautagaloa, Majett Whiteside

S10	W	Pacific	30-7	H
S17	L	Oregon State	16-17	A
S24	W	Kansas	52-21	H
O1	W	San Jose State	21-14	H
O8	L	Washington State	13-44	A
O15	L	No. 2 UCLA	21-38	H
O22	W	Temple	31-14	H
O29	W	Arizona	10-7	A
N5	L	No. 2 USC	3-35	A
N12	L	Washington	27-28	A
N19	T	Stanford	19-19	H

1989

4-7-0, 2-6-0 Pac-10 (10th)
Head Coach: Bruce Snyder

Captains: Joel Dickson, David Ortega, Tony Smith, Troy Taylor

S9	L	Oregon	19-35	A
S16	L	No. 2 Miami, Fla.	3-31	A
S23	W	Wisconsin	20-14	H
S30	L	UCLA	6-24	A
O7	W	San Jose State	26-21	H
O14	L	No. 10 USC	15-31	H
O21	L	Washington	16-29	H
O28	L	Oregon State	14-25	H
N4	W	No. 15 Arizona	29-28	H
N11	W	Washington State	38-26	H
N18	L	Stanford	14-24	A



ALL-TIME RESULTS

1990

7-4-1, 4-3-1 Pac-10 (4th)
Head Coach: Bruce Snyder
Captains: Game Captains (Seniors)

S8	W	Wisconsin	28-12	A
S15	L	No. 10 Miami, Fla.	24-52	H
S22	L	Washington State	31-41	A
S29	W	No. 18 Arizona	30-25	A
O6	W	San Jose State	35-34	H
O13	W	Arizona State	31-24	A
O20	W	UCLA	38-31	H
O27	L	No. 7 Washington	7-46	A
N3	T	No. 21 USC	31-31	A
N10	W	No. 20 Oregon	28-3	H
N17	L	Stanford	25-27	H

COPPER BOWL
D31 W Wyoming 17-15 TU
TU - Tucson, AZ

1991

10-2-0, 6-2-0 Pac-10 (2nd-T)
Final AP/Coaches Poll Ranking: No. 8/7
Head Coach: Bruce Snyder
Captains: Game Captains (Seniors)

S7	W	Pacific	86-24	H
S14	W	Purdue (24)	42-18	H
S21	W	Arizona (20)	23-21	A
O5	W	No. 24 UCLA (18)	27-24	A
O12	W	Oregon (13)	45-7	H
O19	L	No. 3 Washington (7)	17-24	H
O26	W	San Jose State (10)	41-20	H
N2	W	USC (10)	52-30	H
N9	W	Oregon State (7)	27-14	A
N16	W	Arizona State (6)	25-6	H
N23	L	No. 21 Stanford (6)	21-38	A

CITRUS BOWL
J1 W No. 13 Clemson (14) 37-13 OR
OR - Orlando, FL

1992

4-7-0, 2-6-0 Pac-10 (9th)
Head Coach: Keith Gilbertson
Captains: Mick Barsala, Al Casner, Mack Travis, Greg Zomalt

S5	W	San Jose State (20)	46-16	H
S12	L	Purdue (17)	14-41	A
S24	W	No. 24 Kansas	27-23	A
O3	W	Oregon State	42-0	H
O10	L	No. 1 Washington (24)	16-35	A
O17	L	No. 18 USC	24-27	A
O24	L	Arizona	17-24	H
O31	W	UCLA	48-12	H
N7	L	Oregon	17-37	A
N14	L	Arizona State	12-28	A
N21	L	No. 13 Stanford	21-41	H

1993

9-4-0, 4-4-0 Pac-10 (4th-T)
Final AP/Coaches Poll Ranking: No. 25/24
Head Coach: Keith Gilbertson
Captains: Doug Brien, Michael Davis, Todd Steussie, Eric Zomalt

S4	W	UCLA	27-25	A
S11	W	San Diego State	45-25	H
S18	W	Temple (21)	58-0	A
S25	W	San Jose State (20)	46-13	H
O2	W	Oregon (15)	42-41	H
O9	L	No. 13 Washington (16)	23-24	H
O16	L	Washington State (20)	7-34	A
O30	L	USC	14-42	H
N6	L	Arizona State	0-41	A
N13	W	No. 13 Arizona	24-20	H
N20	W	Stanford	46-17	A
N27	W	Hawai'i	42-18	A

ALAMO BOWL
D31 W Iowa 37-3 SA
SA - San Antonio, TX

1994

4-7-0, 3-5-0 Pac-10 (5th-T)
Head Coach: Keith Gilbertson
Captains: Tyrone Edwards, Artis Houston, Ricky Spears, Brian Thure, Jerrott Willard

S10	L	San Diego State	20-22	A
S17	L	Hawai'i	7-21	H
S24	W	Arizona State	25-21	H
O1	W	San Jose State	55-0	H
O8	W	UCLA	26-7	H
O15	L	Oregon	7-23	A
O22	L	USC	0-61	A
O29	L	Washington State	23-26	H
N5	L	No. 18 Arizona	6-13	A
N12	L	No. 22 Washington	19-31	A
N19	W	Stanford	24-23	H

1995

3-8-0, 2-6-0 Pac-10 (8th-T)
Head Coach: Keith Gilbertson
Captains: Je'Rod Cherry, Dante DePaola, Ben Lynch, Reynard Rutherford

S2	L	San Diego State	9-33	A
S9	L	Fresno State	24-25	H
S23	W	San Jose State	40-7	H
S30	L	Arizona	15-20	A
O7	L	No. 5 USC	16-26	H
O14	L	No. 15 Oregon	30-52	H
O21	W	Oregon State	13-12	A
O28	L	No. 24 UCLA	16-33	A
N4	W	Washington State	27-11	H
N11	L	Arizona State	29-38	H
N18	L	Stanford	24-29	A

1996

6-6-0, 3-5-0 Pac-10 (5th-T)
Head Coach: Steve Mariucci
Captains: Pat Barnes, Ryan Longwell, Brandon Whiting

S7	W	San Jose State	45-25	A
S14	W	San Diego State	42-37	H
S21	W	Nevada	33-15	H
S28	W	Oregon State	48-42 (3OT)	H
O5	W	No. 17 USC	22-15	A
O19	L	Washington State (19)	18-21	A
O26	L	UCLA (25)	29-38	H
N2	W	Arizona	56-55 (4 OT)	H
N9	L	No. 4 Arizona State	7-35	A
N16	L	Oregon	23-40	A
N23	L	Stanford	21-42	H

ALOHA BOWL
D25 L Navy 38-42 HO
HO - Honolulu, HI

1997

3-8-0, 1-7-0 Pac-10 (9th)
Head Coach: Tom Holmoe
Captains: Jeremy Newberry, Bobby Shaw, Brandon Whiting

S6	W	Houston	35-3	A
S20	W	Oklahoma	40-36	H
S27	L	USC	17-27	H
O4	L	Louisiana Tech	34-41	SH
O11	L	No. 10 Washington	3-30	H
O18	L	No. 13 Washington State	37-63	A
O25	L	No. 13 UCLA	17-35	A
N1	W	Oregon State	33-14	H
N8	L	No. 15 Arizona State	21-28	H
N15	L	Arizona	38-41 (2 OT)	A
N22	L	Stanford	20-21	A

SH - Shreveport, LA

1998

5-6-0, 3-5-0 Pac-10 (7th)
Head Coach: Tom Holmoe
Captains: Matt Beck, Dameane Douglas, Sekou Sanyika, John Welbourn

S5	W	Houston	14-10	H
S12	L	No. 4 Nebraska	3-24	H
S19	W	Oklahoma	13-12	A
S26	W	Washington State	24-14	H
O10	W	No. 19 USC	32-31	A
O17	L	Washington	13-21	A
O24	L	No. 2 UCLA	16-28	H
O31	W	Oregon State	20-19	A
N7	L	Arizona State	22-55	A
N14	L	No. 9 Arizona	23-27	H
N21	L	Stanford	3-10	H

1999

0-11-0, 0-8-0 Pac-10 (6th-T)#
Head Coach: Tom Holmoe
Captains: Matt Beck, Andre Carter, Kevin Doherty, Deltha O'Neal, Sekou Sanyika, Mawuko Tugbenyoh

S4	W	Rutgers#	21-7	H
S11	L	No. 5 Nebraska	0-45	A
S25	W	Arizona State*	24-23	H
O2	L	Washington State	7-31	A
O9	L	No. 24 BYU	28-38	A
O16	W	UCLA*	17-0	A
O23	L	Washington	27-31	H
O30	W	USC*	17-7	H
N6	L	Oregon State	7-17	A
N13	L	Oregon	19-24	H
N20	L	Stanford	13-31	A

*Cal forfeited four wins for use of ineligible players

2000

3-8-0, 2-6-0 Pac-10 (8th-T)
Head Coach: Tom Holmoe
Captains: Andre Carter, Reed Diehl, Chidi Iwuoma, Jacob Waasdorp

S9	W	Utah	24-21	H
S16	L	No. 19 Illinois	15-17	A
S23	L	Fresno State	3-17	A
S30	L	Washington State	17-21	H
O7	L	Arizona State	10-30	A
O14	W	No. 13 UCLA	46-38 (3OT)	H
O21	L	No. 9 Washington	24-36	A
O28	W	USC	28-16	A
N4	L	No. 14 Oregon State	32-38	H
N11	L	No. 6 Oregon	17-25	A
N18	L	Stanford	30-36 (OT)	H

2001

1-10-0, 0-8-0 Pac-10 (10th)
Head Coach: Tom Holmoe
Captains: Marcus Fields, Scott Fujita, Dewey Hale, Brandon Ludwig, Adam Sugarman

S1	L	Illinois	17-44	H
S8	L	BYU	16-44	H
S22	L	Washington State	20-51	A
S29	L	No. 13 Washington	28-31	H
O13	L	No. 5 Oregon	7-48	H
O20	L	No. 4 UCLA	17-56	A
O27	L	Oregon State	10-19	A
N3	L	Arizona	24-38	H
N10	L	USC	14-55	H
N17	L	No. 13 Stanford	28-35	A
N23	W	Rutgers	20-10	A

2002

7-5-0, 4-4-0 Pac-10 (4th-T)
Head Coach: Jeff Tedford
Captains: Nnamdi Asomugha, Kyle Boller, Joe Igber, Matt Nixon

A31	W	Baylor	70-22	H
S7	W	New Mexico State	34-13	H
S14	W	No. 15 Michigan State	46-22	A
S21	L	Air Force (23)	21-23	H
S28	L	No. 16 Washington State	38-48	H
O5	W	No. 12 Washington	34-27	A
O12	L	No. 20 USC	28-30	A
O19	W	UCLA	17-12	H
O26	L	Oregon State	13-24	A
N9	W	No. 25 Arizona State	55-38	A
N16	L	Arizona	41-52	H
N23	W	Stanford	30-7	H

2003

8-6-0, 5-3-0 Pac-10 (3rd-T)
Head Coach: Jeff Tedford
Captains: Lorenzo Alexander, Adimchinode Echemandu, Donnie McCleskey, Aaron Rodgers

A23	L	Kansas State	28-42	A
A30	W	Southern Miss	34-2	H
S6	L	Colorado State	21-23	H
S11	L	Utah	24-31	A
S20	W	Illinois	31-24	A
S27	W	No. 3 USC	34-31 (3 OT)	H
O4	L	Oregon State	21-35	H
O18	L	UCLA	20-23*	A
O25	W	Arizona	42-14	H
N1	W	Arizona State	51-23	A
N8	L	Oregon	17-21	A
N15	W	Washington	54-7	H
N22	W	Stanford	28-16	A

INSIGHT BOWL
D26 W Virginia Tech 52-49 PH
PH - Phoenix, AZ

ALL-TIME RESULTS

2004

10-2-0, 7-1-0 Pac-10 (2nd)
Final AP/Coaches Poll Ranking: No. 9/9
Head Coach: Jeff Tedford
Captains: Lorenzo Alexander, J.J. Arrington, Ryan Gutierrez, Aaron Rodgers

S4	W	Air Force (13)	56-14	A
S11	W	New Mexico State (13)	41-14	H
O2	W	Oregon State (9)	49-7	A
O9	L	No. 1 USC (7)	17-23	A
O16	W	UCLA (8)	45-28	H
O23	W	Arizona (7)	38-0	A
O30	W	No. 20 Arizona State (7)	27-0	H
N6	W	Oregon (4)	28-27	H
N13	W	Washington (5)	42-12	A
N20	W	Stanford (4)	41-6	H
D4	W	Southern Miss (4)	26-16	A

HOLIDAY BOWL
D30 L Texas Tech (4) 31-45 SD
SD - San Diego, CA

2005

8-4-0, 4-4-0 Pac-10 (4th-T)
Final AP/Coaches Poll Ranking: No. 25/25
Head Coach: Jeff Tedford
Captains: Donnie McCleskey, Marvin Philip

S3	W	Sacramento State (19)	41-3	H
S10	W	Washington (16)	56-17	A
S17	W	Illinois (15)	35-20	H
S23	W	New Mexico State (13)	41-13	A
O1	W	Arizona (12)	28-0	H
O8	L	No. 16 UCLA (10)	40-47	A
O15	L	Oregon State (18)	20-23	H
O22	W	Washington State (25)	42-28	H
N5	L	No. 13 Oregon (23)	20-27*	A
N12	L	No. 1 USC	10-35	H
N19	W	Stanford	27-3	A

LAS VEGAS BOWL
D 22 W BYU 35-28 LV
LV - Las Vegas, NV

2006

10-3-0, 7-2-0 Pac-10 (1st-T)
PAC-10 CONFERENCE CO-CHAMPIONS
Final AP/Coaches Poll Ranking: No. 14/14
Head Coach: Jeff Tedford
Captains: Desmond Bishop, Craig Stevens

S2	L	No. 23 Tennessee (9)	18-35	A
S9	W	Minnesota (22)	42-17	H
S16	W	Portland State (21)	42-16	H
S23	W	No. 22 Arizona State (21)	49-21	H
S30	W	Oregon State (20)	41-13	A
O7	W	No. 11 Oregon (16)	45-24	H
O14	W	Washington State (10)	21-3	A
O21	W	Washington (11)	31-24 (OT)	H
N4	W	UCLA (10)	38-24	H
N11	L	Arizona (8)	20-24	A
N18	L	No. 4 USC (17)	9-23	A
D2	W	Stanford (22)	26-17	H

HOLIDAY BOWL
D28 W No. 21 Texas A&M (20) 45-10 SD
SD - San Diego, CA

2007

7-6-0, 3-6-0 Pac-10 (7th-T)
Head Coach: Jeff Tedford
Captains: Thomas DeCoud, Craig Stevens

S1	W	No. 15 Tennessee (12)	45-31	H
S8	W	Colorado State (10)	34-28	A
S15	W	Louisiana Tech (8)	42-12	H
S22	W	Arizona (6)	45-27	H
S29	W	No. 11 Oregon (6)	31-24	A
O13	L	Oregon State (2)	28-31	H
O20	L	UCLA (10)	21-30	A
O27	L	No. 7 Arizona State (18)	20-31	A
N3	W	Washington State	20-17	H
N10	L	No. 12 USC (24)	17-24	H
N17	L	Washington	23-37	A
D1	L	Stanford	13-20	A

ARMED FORCES BOWL
D31 W Air Force 42-36 FW
FW - Fort Worth, TX

2008

9-4-0, 6-3-0 Pac-10 (4th)
Final Coaches Poll Ranking: No. 25
Head Coach: Jeff Tedford
Captains: Zack Follett, Alex Mack

A30	W	Michigan State	38-31	H
S6	W	Washington State	66-3	A
S13	L	Maryland (23)	27-35	A
S27	W	Colorado State	42-7	H
O4	W	Arizona State	24-14	H
O18	L	Arizona (25)	27-42	A
O25	W	UCLA	41-20	H
N1	W	No. 23 Oregon	26-16	H
N8	L	No. 7 USC (21)	3-17	A
N15	L	Oregon State	21-34	A
N22	W	Stanford	37-16	H
D6	W	Washington	48-7	H

EMERALD BOWL
D27 W Miami, Fla. 24-17 SF
SF - San Francisco, CA

2009

8-5-0, 5-4-0 Pac-10 (5th-T)
Head Coach: Jeff Tedford
Captains: Tyson Alualu, Kevin Riley

S5	W	Maryland (12)	52-13	H
S12	W	Eastern Washington (10)	59-7	H
S19	W	Minnesota (T7)	35-21	A
S26	L	Oregon (6)	3-42	A
O3	L	No. 7 USC (19)	3-30	H
O17	W	UCLA	45-26	A
O24	W	Washington State	49-17	H
O31	W	Arizona State	23-21	A
N7	L	Oregon State (23)	14-31	H
N14	W	No. 18 Arizona	24-16	H
N21	W	No. 14 Stanford	34-28	A
D5	L	Washington (19)	10-42	A

POINSETTIA BOWL
D23 L No. 23 Utah 27-37 SD
SD - San Diego, CA

2010

5-7-0, 3-6-0 Pac-10 (8th)
Head Coach: Jeff Tedford
Captains: Chris Guarnero, Cameron Jordan, Mike Mohamed, Kevin Riley, Shane Vereen

S4	W	UC Davis	52-3	H
S11	W	Colorado	52-7	H
S17	L	Nevada (24)	31-52	A
S25	L	Arizona	9-10	A
O9	W	UCLA	35-7	H
O16	L	USC	14-48	A
O23	W	Arizona State	50-17	H
O30	L	Oregon State	7-35	A
N6	W	Washington State	20-13	A
N13	L	No. 1 Oregon	13-15	H
N20	L	No. 6 Stanford	14-48	H
N27	L	Washington	13-16	H

2011

7-6-0, 4-5-0 Pac-12 North (4th)
Head Coach: Jeff Tedford
Captains: Trevor Guyton, D.J. Holt, Marvin Jones, Mitchell Schwartz

S3	W	Fresno State	36-21	CA
S10	W	Colorado	36-33*	A
S17	W	Presbyterian	63-12	H
S24	L	Washington	23-31	A
O6	L	No. 9 Oregon	15-43	A
O13	L	USC	9-30	H
O22	W	Utah	34-10	H
O29	L	UCLA	14-31	A
N5	W	Washington State	30-7	H
N12	W	Oregon State	23-6	H
N19	L	No. 8 Stanford	28-31	A
N25	W	Arizona State	47-38	A

HOLIDAY BOWL
D28 L Texas 10-21 SD
SD - San Diego, CA
CA - Candlestick Park, San Francisco, CA
H - Home game at AT&T Park, San Francisco, CA

2012

3-9-0, 2-7-0 Pac-12 North (5th)
Head Coach: Jeff Tedford
Captains: Keenan Allen, Josh Hill, Robert Mullins, Brian Schwenke

S1	L	Nevada	24-31	H
S8	W	Southern Utah	50-31	H
S15	L	No. 12 Ohio State	28-35	A
S22	L	No. 13 USC	9-27	A
S29	L	Arizona State	17-27	H
O6	W	No. 25 UCLA	43-17	H
O13	W	Washington State	31-17	A
O20	L	No. 22 Stanford	3-21	H
O27	L	Utah	27-49	A
N2	L	Washington	13-21	H
N10	L	No. 2 Oregon	17-59	H
N17	L	Oregon State	14-62	A

2013

1-11-0, 0-9-0 Pac-12 North (6th)
Head Coach: Sonny Dykes
Captains: Jackson Bouza, Deandre Coleman, Stefan McClure, Freddie Tagaloa

A31	L	No. 22 Northwestern	30-44	H
S7	W	Portland State	37-30	H
S14	L	No. 3 Ohio State	32-54	H
S28	L	No. 2 Oregon	16-55	A
O5	L	Washington State	22-44	H
O12	L	No. 11 UCLA	10-37	A
O19	L	Oregon State	17-49	H
O26	L	Washington	17-41	A
N2	L	Arizona	28-33	H
N9	L	USC	28-62	H
N16	L	Colorado	24-41	A
N23	L	No. 10 Stanford	13-63	A

2014

5-7-0, 3-6-0 Pac-12 North (4th)
Head Coach: Sonny Dykes
Captains: Lucus Gingold, Jared Goff, Daniel Lasco, Michael Lowe, Stefan McClure, Brennan Scarlett

A30	W	Northwestern	31-24	A
S6	W	Sacramento State	55-14	H
S20	L	Arizona	45-49	A
S27	W	Colorado	59-56 (2 OT)	H
O4	W	Washington State	60-59	A
O11	L	Washington	7-31	H
O18	L	UCLA	34-36	H
O24	L	No. 6 Oregon	41-59	SC
N1	W	Oregon State	45-31	A
N13	L	USC	30-38	A
N22	L	Stanford	17-38	H
N29	L	BYU	35-42	H

SC - Home Game At Levi's® Stadium, Santa Clara, CA

2015

8-5-0, 4-5-0 Pac-12 North (4th-T)
Head Coach: Sonny Dykes
Captains: Jared Goff, Daniel Lasco, Stefan McClure, Hardy Nickerson, Jordan Riggsbee

S5	W	Grambling State	73-14	H
S12	W	San Diego State	35-7	H
S19	W	Texas	45-44	A
S26	W	Washington	30-24	A
O3	W	Washington State (24)	34-28	H
O10	L	No. 5 Utah (23)^	24-30	A
O22	L	UCLA (20)	24-40	A
O31	L	USC	21-27	H
N7	L	Oregon	28-44	A
N14	W	Oregon State	54-24	H
N21	L	No. 15 Stanford	22-35	A
N28	W	Arizona State	48-46	H

ARMED FORCES BOWL
D29 W Air Force 55-36 FW
FW - Fort Worth, TX
^ESPN College Gameday

ALL-TIME RESULTS

2016

5-7, 3-6 Pac-12 North (4th-T)
Head Coach: Sonny Dykes
Captains: Darius Allensworth,
Raymond Davison III, James Looney,
Steven Moore, Davis Webb

A27	W	Hawai'i	51-31	SY
S10	L	San Diego State	40-45	A
S17	W	No. 11 Texas	50-43	H
S24	L	Arizona State	41-51	A
O1	W	No. 18 Utah	28-23	H
O8	L	Oregon State	44-47 (OT)	A
O21	W	Oregon	52-49 (2OT)	H
O27	L	USC	24-45	A
N5	L	No. 4 Washington	27-66	H
N12	L	No. 23 Washington State	21-56	A
N19	L	No. 24 Stanford	31-45	H
N26	W	UCLA	36-10	H

SY - College Football Sydney Cup in Sydney, Australia

2017

5-7, 2-7 Pac-12 North (5th)
Head Coach: Justin Wilcox
Captains: Game Captains (First 6 Games);
Devante Downs, Patrick Laird, James
Looney, Kanawai Noa (Last 6 Games)

S2	W	North Carolina	35-30	A
S9	W	Weber State	33-20	H
S16	W	Ole Miss	27-16	H
S23	L	No. 5 USC	20-30	H
S30	L	Oregon	24-45	A
O7	L	No. 6 Washington	7-38	A
O13	W	No. 8 Washington State	37-3	H
O21	L	Arizona	44-45 (2 OT)	H
O28	L	Colorado	28-44	A
N4	W	Oregon State	37-23	H
N18	L	No. 20 Stanford	14-17	A
N24	L	UCLA	27-30	A

2018

7-6, 4-5 Pac-12 North (5th)
Head Coach: Justin Wilcox
Captains: Jordan Kunaszyk, Patrick Laird
(Season), Separate Game Captains

S1	W	North Carolina	24-17	H
S8	W	BYU	21-18	A
S15	W	Idaho State	45-23	H
S29	L	No. 19 Oregon (24)	24-42	H
O6	L	Arizona	17-24	A
O13	L	UCLA	7-37	H
O20	W	Oregon State	49-7	A
O27	W	No. 13 Washington	12-10	H
N3	L	No. 8 Washington State	13-19	A
N10	W	USC	15-14	A
N24	W	Colorado	33-21	H
D1	L	Stanford	13-23	H

CHEEZ-IT BOWL
D26 L TCU 7-10 (OT) PH
PH - Phoenix, AZ

2019

8-5, 4-5 Pac-12 North (2nd-T)
Head Coach: Justin Wilcox
Captains: Camryn Bynum, Jake Curhan, Evan
Weaver (Season), Separate Game Captains

A31	W	UC Davis	27-13	H
S7	W	No. 12 Washington	20-19	A
S14	W	North Texas	23-17	H
S21	W	Ole Miss (23)	28-20	A
S27	L	Arizona State (15)	17-24	H
O5	L	No. 13 Oregon	7-17	A
O19	L	Oregon State	17-21	H
O26	L	No. 12 Utah	0-35	A
N9	W	Washington State	33-20	H
N16	L	USC	17-41	H
N23	W	Stanford	24-20	A
N30	W	UCLA	28-18	A

REDBOX BOWL
D30 W Illinois 35-20 SC
SC - Levi's Stadium in Santa Clara, CA

2020

1-3, 1-3 Pac-12 North (5th-T)
Head Coach: Justin Wilcox
Captains: Camryn Bynum, Kuony Deng,
Chase Garbers, Michael Saffell

N15	L	UCLA	10-34	A
N21	L	Oregon State	27-31	A
N27	L	Stanford	23-24	H
D5	W	No. 21 Oregon	21-17	H

Cal was originally scheduled to play a seven-game conference only schedule, but had multiple games cancelled due to COVID-19: Nov. 7 vs. Washington, Nov. 14 at Arizona State, Dec. 12 at Washington State and Dec. 19 vs. Arizona. The Bears' game vs. UCLA was scheduled on Nov. 13, 44 hours before kickoff.

2021

5-7, 4-5 Pac-12 North (5th)
Head Coach: Justin Wilcox
Captains: Kuony Deng, Nikko Remigio
(Season), Separate Game Captains

S4	L	Nevada	17-22	H
S11	L	TCU	32-34	A
S18	W	Sacramento State	42-30	H
S25	L	Washington	24-31 (OT)	A
O2	L	Washington State	6-21	H
O15	L	No. 9 Oregon	17-24	A
O23	W	Colorado	26-3	H
O30	W	Oregon State	39-25	H
N6	L	Arizona	3-10	A
N20	W	Stanford	41-11	A
N27	L	UCLA	14-42	A
D4	W	USC*	24-14	H

**Originally scheduled to play Nov. 13 but postponed to Dec. 4 due to COVID-19.*

2022

4-8, 2-7 Pac-12 (9th-T)
Head Coach: Justin Wilcox
Captains: Matthew Cindric, Jack Plummer,
Daniel Scott (Season), Separate Game
Captains

S3	W	UC Davis	34-13	H
S10	W	UNLV	20-14	H
S17	L	Notre Dame	17-24	A
S24	W	Arizona	49-31	H
O1	L	Washington State	9-28	A
O15	L	Colorado	13-20 (OT)	A
O22	L	Washington	21-28	H
O29	L	No. 8 Oregon	24-42	H
N5	L	No. 9 USC	35-41	A
N12	L	Oregon State	10-38	A
N19	W	Stanford	27-20	H
N25	L	No. 17 UCLA	28-35	H

RECORDS VS. OPPONENTS

OPPONENT	W	L	T	PF	PA	FIRST/LAST
Air Force	7	2	0	281	171	1961/2015
Alabama	1	1	0	13	66	1937/1973
Arizona	15	19	2	938	902	1978/2022
Arizona State	18	17	0	1023	812	1976/2019
Arkansas	0	1	0	20	51	1971/1971
Army	2	4	0	117	90	1960/1980
Baylor	1	2	0	76	54	1953/2002
Boston College	0	1	0	15	21	1986
BYU	2	3	0	135	170	1999/2018
Carlisle	0	1	0	0	2	1899
Clemson	1	0	0	37	13	1991
Colorado	7	5	0	349	296	1968/2022
Colorado State	2	1	0	97	58	2003/2008
Duke	0	1	1	29	43	1962/1963
Eastern Washington	1	0	0	59	7	2009
Florida	0	2	0	30	62	1974/1980
Fresno State	1	2	0	63	63	1995/2011
Georgia	0	2	0	37	63	1976/1981
Georgia Tech	4	3	0	107	69	1928/1978
Grambling State	1	0	0	73	14	2015
Hawaii	3	2	0	117	96	1934/2016
Houston	2	0	0	49	13	1997/1998
Idaho	4	0	0	90	19	1931/1934
Idaho State	1	0	0	45	23	2018
Illinois	4	7	0	218	248	1955/2019
Indiana	2	0	0	73	28	1969/1970
Iowa	1	3	0	68	111	1958/1993
Iowa State	1	0	0	15	8	1963
Kansas	3	2	0	124	130	1961/1992
Kansas State	0	1	0	28	42	2003
Louisiana Tech	1	1	0	76	53	1997/2007
Maryland	1	1	0	79	48	2008/2009
Miami, Fla.	2	2	0	60	107	1964/2008
Michigan	2	6	0	74	150	1940/1980
Michigan State	2	2	0	96	104	1957/2008
Minnesota	4	2	0	224	123	1951/2009
Missouri	4	2	1	167	150	1952/1985
Montana	5	0	0	205	45	1927/1947
Navy	3	2	0	106	90	1947/1996
Nebraska	0	3	0	29	105	1978/1999
Nevada	32	7	1	1287	243	1899/2021
New Mexico State	3	0	0	116	40	2002/2005
North Carolina	2	0	0	59	47	2017/2018
North Texas	1	0	0	23	17	2019
Northwestern	1	2	0	75	88	1948/2014
Notre Dame	0	5	0	44	162	1959/2022
Occidental	2	1	0	94	14	1916/1919
Ohio State	1	7	0	157	228	1920/2013
Oklahoma	2	2	0	83	103	1954/1998
Ole Miss	2	0	0	55	36	2017/2019
Oregon	41	42	2	1735	1681	1899/2022
Oregon State	39	36	0	1733	1508	1905/2022
Pacific	12	3	0	403	110	1934/1991
Pennsylvania	7	0	0	169	34	1924/1955
Penn State	1	3	0	73	106	1961/1966
Pittsburgh	2	3	0	90	103	1955/1966
Pomona College	4	0	0	66	0	1904/1925
Portland State	2	0	0	72	53	2006/2013
Presbyterian	1	0	0	63	12	2011
Purdue	1	1	0	56	59	1991/1992
Rice	1	1	0	31	49	1969/1970
Rutgers	1	1	0	41	17	1999/2001
Sacramento State	3	0	0	138	47	2005/2021
Saint Mary's	33	8	2	945	265	1898/1950
San Diego State	4	4	0	233	197	1982/2016
San Francisco	2	0	0	45	7	1943/1950
San Jose State	29	6	0	1084	514	1899/1996
Santa Clara	19	5	0	461	159	1913/1952
SMU	0	1	0	6	13	1957
Southern Miss	2	0	0	60	18	2003/2004
Southern Utah	1	0	0	50	31	2012
Stanford	49	65	11	2098	2171	1892/2022
Syracuse	1	1	0	57	20	1967/1968
Temple	2	1	0	106	42	1979/1993
TCU	0	2	0	39	44	2018/2021
Tennessee	2	2	0	102	121	1977/2007
Texas	2	5	0	123	242	1959/2016
Texas A&M	2	1	0	92	60	1981/2006
Texas Tech	0	1	0	31	45	2004
Tulane	0	1	0	3	7	1960
UC Davis	11	0	0	406	49	1932/2022
UCLA	34	58	1	1699	2223	1933/2022
UNLV	1	0	0	20	14	2022
USC	32	72	5	1494	2488	1912/2022
Utah	6	6	0	322	293	1920/2019
Virginia Tech	1	0	0	52	49	2003
Washington	41	56	4	1866	2070	1904/2022
Washington & Jefferson	0	0	1	0	0	1921
Washington State	48	30	5	1969	1509	1919/2022
Weber State	1	0	0	33	20	2017
West Virginia	2	1	0	58	59	1971/1978
Whittier	2	0	0	27	17	1916/1935
Wisconsin	5	1	0	178	95	1946/1990
Wyoming	1	0	0	17	15	1990

Notes: **2023 regular season opponents in bold**; data includes games against "Collegiate" teams only

NOTES
Cal won the 2007 and 2015 Armed Forces Bowl
Cal: 1938 Rose Bowl win
Cal snapped six-game losing skid with 2022 win in Berkeley
Cal has won nine of last 13 meetings but only one of last three in Berkeley
Only game in Little Rock
Cal has won back-to-back games in 1973 and 1974
All three games in Berkeley
BC wins only meeting in Boston to open 1986 season
Cal has won two of last three after 2018 win in Provo
Cal: First intersectional game
Cal: 1992 Citrus Bowl victory
Colorado's only win in 2022 came against Cal
Cal has won two in a row after dropping 2003's first meeting
Cal came back to tie second meeting after losing first
Cal ran for 342 yards to win first-ever meeting
Both games at Florida
Cal beat Fresno State in 2011 at Candlestick Park
Both games in Athens
Cal lost in 1929 Rose Bowl
Bears breeze through first-ever meeting
Cal won most recent meeting in 2016 in Sydney, Australia
Cal won 1997 opener in Astrodome and 1998 opener in Berkeley
All four games in Berkeley with most recent in 1934
Cal won only meeting in series in Berkeley in 2018
Cal defeated Illinois in 2019 Redbox Bowl
Cal recorded back-to-back wins in Bloomington and Berkeley
Cal recorded a 1993 Alamo Bowl 37-3 win
Cal won in 1963 opener in Berkeley
Cal has three straight wins after starting series with two losses
Cal fell in 2003 opener in only meeting between teams
Cal evened series with convincing 2007 victory
Cal beat Terps in 2009 opener in Berkeley to even all-time series
Cal beat Miami, Fla. in 2008 Emerald Bowl in first meeting since 1990
Michigan has two straight wins
Cal has won last two games after dropping first two
Cal beat Golden Gophers in first road contest of 2009
Cal has two straight wins
All five games in Berkeley
Navy won 1996 Aloha Bowl
Nebraska outscored Cal 69-3 in back-to-back games (1998, 1999)
Nevada has won three straight since 2010 after Cal had been 18-0-1 from 1920-96
Last meeting a 2005 Friday night ESPN game
Cal won only meetings in series in 2017 and 2018
Cal won only meeting ever between the teams in 2019 in Berkeley
Cal won most recent game in series in 2014 season opener
Teams played in South Bend on Sept. 17, 2022, in first meeting since 1967
Teams haven't played since 1919
Seven straight wins for OSU after Cal won first meeting in 1920
Cal back-to-back wins in last two meetings (1997, 1998)
Cal won both meetings in series, including a goalline stand as time expired in 2019
Oregon has won seven straight in Eugene with last home loss in 2007
Cal has won three of last four in Berkeley and averaged 43.3 ppg in trio of wins
Cal has won seven of last eight before Pacific dropped program
Cal has dominated seven games between schools
Only Cal victory in series in 1965 in Berkeley
Cal won last meeting, 30-15, in 1966
Cal pitched shutouts in all four games between teams
Cal had second 40-point game in five-game 40-point streak in 2006
Cal won the first meeting with Big South Conference team in 2011
Both games decided by at least 24 points
Home team victories in both games
2001 Game moved to Nov. 23 from Sept. 15 after "9/11"
All three meetings have been in Berkeley
Cal had a 127-0 win in 1920
San Diego State won last meeting in 2016
Both games in Berkeley
Cal has nine straight wins
Cal has six straight wins
Only game in Berkeley
2004 game postponed from Sept. 16 to Dec. 4 (Hurricane Ivan)
First meeting took place in 2012
Cal snapped a six-game home losing streak in 2022 and has won three of last four overall
Cal won last meeting, 43-0, in 1968
Cal won last meeting, 58-0, in 1993
First meeting at 2018 Cheez-It Bowl before teams played in Fort Worth in 2021
Cal evened all-time series with win in 2007 opener
Cal won back-to-back home-and-home meetings in 2015 and 2016 in most recent meetings
Cal cruised to 45-10 victory in 2006 Holiday Bowl
2004 Holiday Bowl only meeting between teams
Only game in Berkeley
All 11 games in Berkeley including most recent 34-13 Cal win in 2022
2023 game is UCLA's last scheduled contest as a member of the Pac-12
Cal won first-ever meeting in 2022 in Berkeley
2023 game is scheduled to be USC's last in Berkeley as a Pac-12 member
Cal's dropped four straight in Utah with only win coming in 1963
High-scoring game in only meeting at 2003 Insight Bowl
Washington has won four of last six overall but Cal has won two of last four in Seattle
Only meeting in 1922 Rose Bowl
Cal has won three of last four in Berkeley but overall is 4-5 in last nine
Cal won only meeting in series in 2017
Cal won last game, 28-21, in 1978
Both games in Berkeley
Cal is 3-0 in Madison
Cal won only meeting in series at 1990 Copper Bowl



SERIES HISTORY VS. 2023 OPPONENTS

ARIZONA STATE

CAL LEADS SERIES, 18-17

9/25/76	W	31-22	A
10/14/78	L	21-35	A
9/8/79	W	17-9	A
11/8/80	L	6-34	A
10/17/81	L	17-45	A
9/25/82	L	0-15	H
11/5/83	W	26-24	H
10/6/84	W	19-14	A
11/2/85	L	8-30	H
11/8/86	L	0-49	A
11/14/87	W	38-20	H
10/13/90	W	31-24	A
11/16/91	W	25-6	H
11/14/92	L	12-28	A
11/6/93	L	0-41	A
9/24/94	W	25-21	H
11/11/95	L	29-38	H
11/9/96	L	7-35	A
11/8/97	L	21-28	H
11/7/98	L	22-55	A
9/25/99	W+	24-23	H
10/7/00	L	10-30	A
11/9/02	W	55-38	A
11/1/03	W	51-23	A
10/30/04	W	27-0	H
9/23/06	W	49-21	H
10/27/07	L	20-31	A
10/4/08	W	24-14	H
10/31/09	W	23-21	A
10/23/10	W	50-17	H
11/25/11	W	47-38	A
9/29/12	L	17-27	H
11/28/15	W	48-46	H
9/24/16	L	41-51	A
9/27/19	L	17-24	H

+forfeited to CAL

SERIES NOTES

POINTS FOR CAL	1023
POINTS FOR ASU	812
MOST POINTS, CAL	55 (2022)
MOST POINTS, ASU	55 (1998)
LARGEST MARGIN, CAL	33 (2010)
LARGEST MARGIN, ASU	33 (1998)
LONGEST WIN STREAK, CAL	4 (2002-06; 2008-11)
LONGEST WIN STREAK, ASU	4 (1995-98)
CURRENT WIN STREAK	ASU, 2 (2016-19)

AUBURN

FIRST MEETING

IDAHO

CAL LEADS SERIES, 4-0

11/14/31	W	18-0	H
11/12/32	W	21-6	H
11/18/33	W	6-0	H
11/17/34	W	45-13	H

SERIES NOTES

POINTS, CAL	90
POINTS, IDA	19
MOST POINTS, CAL	45 (1934)
MOST POINTS, IDA	13 (1934)
LARGEST MARGIN, CAL	32 (1934)
LARGEST MARGIN, IDA	None
LONGEST WIN STREAK, CAL	4 (1931-34)
LONGEST WIN STREAK, IDA	None
CURRENT WIN STREAK	CAL, 4 (1931-34)

NORTH TEXAS

CAL LEADS SERIES, 1-0

9/14/19	W	23-17	H
---------	---	-------	---

SERIES NOTES

POINTS, CAL	23
POINTS, NT	17
MOST POINTS, CAL	23 (2019)
MOST POINTS, ND	17 (2019)
LARGEST MARGIN, CAL	6 (2019)
LARGEST MARGIN, ND	None
LONGEST WIN STREAK, CAL	1 (2019)
LONGEST WIN STREAK, ND	None
CURRENT WIN STREAK	CAL, 1 (2019)

OREGON

OREGON LEADS, 42-41-2

11/18/99	W	12-0	H
11/17/00	L	0-2	H
11/22/04	W	12-0	H
10/12/05	T	0-0	H
10/21/16	L	14-39	H
11/17/17	L	0-21	A1
11/23/18	W	6-0	H
10/22/21	W	39-0	H
10/24/25	W	28-0	A2
10/30/26	L	13-21	H
10/15/27	W	16-0	A2
11/3/28	W	13-0	H
11/12/35	W	6-0	A2
11/14/36	W	28-0	H
11/13/37	W	26-0	A2
11/12/38	W	20-0	H
10/14/39	L	0-6	H
11/16/40	W	14-6	H
10/18/41	L	7-19	A2
10/31/42	W	20-7	H
11/17/45	L	13-20	H
10/5/46	L	13-14	H
11/12/49	W	41-14	H
9/30/50	W	28-7	A2
11/17/51	W	28-26	H
10/11/52	W	41-7	A2
11/14/53	T	0-0	H
10/9/54	L	27-33	H
10/15/55	L	0-21	A2
11/3/56	L	6-28	H
10/26/57	L	6-24	A1
10/25/58	W	23-6	H
11/7/59	L	18-20	A1
10/22/60	L	0-20	H
11/13/65	W	24-0	A2
9/16/67	W	21-13	H
11/16/68	W	36-8	H
9/12/70	L	24-31	A2
11/13/71	W	17-10	A1
11/4/72	W	31-12	H
10/13/73	L	10-41	A1
10/12/74	W	40-10	H
10/11/75	W	34-7	A1
10/9/76	W	27-10	H
11/12/77	W	48-16	A1
10/7/78	W	21-18	H
10/6/79	W+	19-14	A1
10/11/80	W	31-6	H
10/16/82	W	10-7	H
10/8/83	L	17-24	A1
9/22/84	L	14-21	H
10/19/85	W	27-24	A1
11/1/86	L	9-27	H
10/31/87	W	20-6	A1
9/9/89	L	19-35	A1
11/10/90	W	28-3	H
10/12/91	W	45-7	H
11/7/92	L	17-37	A1
10/2/93	W	42-41	H
10/15/94	L	7-23	A1
10/14/95	L	30-52	H
11/16/96	L	23-40	A1
11/13/99	L	19-24	H

11/11/00	L	17-25	A1
10/13/01	L	7-48	H
11/8/03	L	17-21	A1
11/6/04	W	28-27	H
11/5/05	L	20-27 (OT)	A1
10/7/06	W	45-24	H
9/29/07	W	31-24	A1
11/1/08	W	26-16	H
9/26/09	L	3-42	A1
11/13/10	L	13-15	H
10/6/11	L	15-43	A1
11/10/12	L	17-59	H
9/28/13	L	16-55	A1
10/24/14	L	41-59	H2
11/7/15	L	28-44	A1
10/21/16	W	52-49 (2 OT)	H
9/30/17	L	24-45	A1
9/29/18	L	24-42	H
10/5/19	L	7-17	A1
12/5/20	W	21-17	H
10/15/21	L	17-24	A1
10/29/22	L	24-42	H

+Oregon forfeited win to Cal for use of an ineligible player

A1 - Away, Eugene, OR; A2 - Away, Portland, OR

H2 - Home, Levi's® Stadium, Santa Clara, CA

SERIES NOTES

POINTS, CAL	1756
POINTS FOR ORE	1700
MOST POINTS, CAL	52 (2016)
MOST POINTS, ORE	59 (2012, 2014)
LARGEST MARGIN, CAL	39 (1921)
LARGEST MARGIN, ORE	42 (2012)
LONGEST WIN STREAK, CAL	8 (1974-82)
LONGEST WIN STREAK, ORE	7 (1994-2003, 2009-15)
CURRENT WIN STREAK	ORE, 2 (2021-22)

OREGON STATE

CAL LEADS SERIES, 39-36-0

10/28/05	W	10-0	H
10/27/17	W	14-3	H
11/1/19	W	21-14	H
10/30/20	W	17-7	A1
10/20/23	W	26-0	H
10/16/26	L	7-27	H
10/10/36	W	7-0	A2
10/2/37	W	24-6	H
10/29/38	W	13-7	H
11/18/39	L	0-21	A1
11/2/40	L	13-19	H
11/15/41	L	0-6	H
10/3/42	L	8-13	A1
11/16/46	L	7-28	H
10/16/48	W	42-0	H
10/1/49	W	41-0	A2
10/21/50	W	27-0	H
10/27/51	W	35-14	H
9/26/53	W	26-0	A2
11/13/54	W	46-7	H
11/12/55	L	14-16	H
10/13/56	L	13-21	A1
11/9/57	L	19-21	H
11/1/58	L	8-14	A1
10/24/59	L	20-24	H
10/29/60	W	14-6	A1
11/8/69	L	3-35	H
11/7/70	L	10-16	A1
10/9/71	W	30-27	H
11/11/72	L	23-26	A2
10/20/73	W	24-14	H
10/19/74	W	17-14	A1
10/18/75	W	51-24	H
10/16/76	L	9-10	A1
10/15/77	W	41-17	H
10/13/79	W	45-0	H
10/18/80	W	27-6	H
10/31/81	W	45-3	H
10/30/82	W	28-14	A1
10/15/83	W	45-19	H
10/13/84	L	6-9	A1
9/14/85	L	20-23	A2



SERIES HISTORY VS. 2023 OPPONENTS

10/11/86	L	12-14	H	11/20/26	L	6-41	H	11/21/09	W	34-28	A
9/17/88	L	16-17	A1	11/19/27	L	6-13	A	11/20/10	L	14-48	H
10/28/89	L	14-25	H	11/24/28	T	13-13	H	11/19/11	L	28-31	A
11/9/91	W	27-14	A1	11/23/29	L	6-21	A	10/20/12	L	3-21	H
10/3/92	W	42-0	H	11/22/30	L	0-41	H	11/23/13	L	13-63	A
10/21/95	W	13-12	A1	11/21/31	W	6-0	A	11/22/14	L	17-38	H
9/28/96	W	48-42 (3 OT)	H	11/19/32	T	0-0	H	11/21/15	L	22-35	A
11/1/97	W	33-14	H	11/25/33	L	3-7	A	11/19/16	L	31-45	H
10/31/98	W	20-19	A1	11/24/34	L	7-9	H	11/18/17	L	14-17	A
11/6/99	L	7-17	A1	11/23/35	L	0-13	A	12/1/18	L	13-23	H
11/4/00	L	32-38	H	11/21/36	W	20-0	H	11/23/19	W	24-20	A
10/27/01	L	10-19	A1	11/20/37	W	13-0	A	11/27/20	L	23-24	H
10/26/02	L	13-24	A1	11/19/38	W	6-0	H	11/20/21	W	41-11	A
10/4/03	L	21-35	H	11/25/39	W	32-14	A	11/19/22	W	27-20	H
10/2/04	W	49-7	A1	11/30/40	L	7-13	H	SF - San Francisco, CA; ^Rugby, not in official records			
10/15/05	L	20-23	H	11/29/41	W	16-0	A	SERIES NOTES			
9/30/06	W	41-13	A1	11/21/42	L	7-26	H	POINTS, CAL	2121		
10/13/07	L	28-31	H	11/23/46	L	6-25	H	POINTS, STAN	2195		
11/15/08	L	21-34	A1	11/22/47	W	21-18	A	MOST POINTS, CAL	67 (1918)		
11/7/09	L	14-31	H	11/20/48	W	7-6	H	MOST POINTS, STAN	63 (2013)		
10/30/10	L	7-35	A1	11/19/49	W	33-14	A	LARGEST MARGIN, CAL	35 (1921, 2004)		
11/12/11	W	23-6	H2	11/25/50	T	7-7	H	LARGEST MARGIN, STAN	50 (2013)		
11/17/12	L	14-62	A1	11/24/51	W	20-7	A	LONGEST WIN STREAK, CAL	5 (1919-23, 2002-06)		
10/19/13	L	17-49	H	11/22/52	W	26-0	H	LONGEST WIN STREAK, STAN	9 (2010-18)		
11/1/14	W	45-31	A1	11/21/53	T	21-21	A	CURRENT WIN STREAK	CAL, 2 (2021-22)		
11/14/15	W	54-24	H	11/20/54	W	28-20	H	UCLA			
10/8/16	L	44-47 (OT)	A1	11/19/55	L	0-19	A	UCLA LEADS SERIES, 58-34-1			
11/4/17	W	37-23	H	11/24/56	W	20-18	H	11/4/33	T	0-0	A1
10/20/18	W	49-7	A1	11/23/57	L	12-14	H	10/20/34	W	3-0	H
10/19/19	L	17-21	H	11/22/58	W	16-15	H	11/2/35	W	14-2	A1
11/21/20	L	21-31	A1	11/21/59	W	20-17	A	10/17/36	L	6-17	H
10/30/21	W	39-25	H	11/19/60	W	21-10	H	10/30/37	W	27-14	A1
11/12/22	L	10-38	A1	11/25/61	L	7-20	A	10/15/38	W	20-7	H
A1 - Away, Corvallis, OR; A2 - Away, Portland, OR; H2 - Home, AT&T Park, San Francisco, CA				11/24/62	L	13-30	H	11/4/39	L	7-20	A1
SERIES NOTES				11/30/63	L	17-28	A	10/19/40	W	9-7	H
POINTS, CAL	1760			11/21/64	L	3-21	H	11/1/41	W	27-7	A1
POINTS, OSU	1549			11/20/65	L	7-9	A	10/17/42	L	0-21	H
MOST POINTS, CAL	54 (2015)			11/29/66	L	7-13	H	10/16/43	W	13-0	A1
MOST POINTS, OSU	62 (2012)			11/18/67	W	26-3	A	11/13/43	W	13-6	H
LARGEST MARGIN, CAL	45 (1979)			11/23/68	L	0-20	H	9/30/44	W	6-0	H
LARGEST MARGIN, OSU	48 (2012)			11/22/69	L	28-29	A	11/11/44	L	0-7	A1
LONGEST WIN STREAK, CAL	6 (1948-54, 1977-83, 1991-98)			11/21/70	W	22-14	H	9/29/45	L	0-13	A1
LONGEST WIN STREAK, OSU	5 (1939-46, 1955-59, 1984-89, 1999-2003)			11/20/71	L	0-14	A	11/24/45	W	6-0	H
CURRENT WIN STREAK	OSU, 1 (2022)			11/18/72	W	24-21	H	10/19/46	L	6-13	H
STANFORD				11/24/73	L	17-26	A	11/1/47	W	6-0	A1
*STANFORD LEADS SERIES, 65-49-11				11/23/74	L	20-22	H	11/6/48	W	28-13	H
3/19/92	L	10-14	SF	11/22/75	W	48-15	A	10/29/49	W	35-21	A1
12/17/92	T	10-10	SF	11/20/76	L	24-27	H	11/11/50	W	35-0	H
11/30/93	T	6-6	SF	11/19/77	L	3-21	A	11/3/51	L	7-21	A1
11/29/94	L	0-6	SF	11/18/78	L	10-30	H	11/1/52	L	7-28	H
11/28/95	T	6-6	SF	11/17/79	W	21-14	A	10/31/53	L	7-20	A1
11/26/96	L	0-20	SF	11/22/80	W	28-23	H	10/30/54	L	6-27	H
11/25/97	L	0-28	SF	11/21/81	L	21-42	A	10/29/55	L	0-47	A1
11/24/98	W	22-0	SF	11/20/82	W	25-20	H	10/20/56	L	20-34	H
11/30/99	W	30-0	SF	11/19/83	W	27-18	A	11/2/57	L	14-16	A1
11/29/00	L	0-5	SF	11/17/84	L	10-27	H	11/8/58	W	20-17	H
11/9/01	W	2-0	SF	11/23/85	L	22-24	A	10/17/59	L	12-19	A1
11/8/02	W	16-0	SF	11/22/86	W	17-11	H	11/5/60	L	0-28	H
11/14/03	T	6-6	SF	11/21/87	L	7-31	A	11/4/61	L	15-35	A1
11/12/04	L	0-18	SF	11/19/88	T	19-19	H	11/3/62	L	16-26	H
11/11/05	L	5-12	SF	11/18/89	L	14-24	A	11/2/63	W	25-0	A1
^11/10/06	L	3-6	H	11/17/90	L	25-27	H	10/31/64	L	21-25	H
^11/9/07	L	11-21	A	11/23/91	L	21-38	A	10/23/65	L	3-56	A1
^11/14/08	L	3-12	H	11/21/92	L	21-41	H	10/22/66	L	15-28	H
^11/13/09	W	19-13	A	11/20/93	W	46-17	A	10/14/67	L	14-37	A1
^11/12/10	W	25-6	H	11/19/94	W	24-23	H	10/19/68	W	39-15	H
^11/11/11	W	21-3	A	11/18/95	L	24-29	A	10/18/69	L	0-32	A1
^11/9/12	T	3-3	H	11/23/96	L	21-42	H	10/17/70	L	21-24	H
^11/8/13	L	8-13	A	11/22/97	L	20-21	A	10/23/71	W	31-24	A1
^11/14/14	L	8-26	H	11/21/98	L	3-10	H	10/21/72	L	13-49	H
11/30/18	W	67-0	A	11/20/99	L	13-31	A	10/27/73	L	21-61	A1
11/22/19	W	14-10	H	11/18/00	L	30-36 (OT)	H	10/26/74	L	3-28	H
11/20/20	W	38-0	H	11/17/01	L	28-35	A	10/25/75	L	14-28	A1
11/19/21	W	42-7	A	11/23/02	W	30-7	H	10/23/76	L	19-35	H
11/25/22	W	28-0	A	11/22/03	W	28-16	A	10/22/77	L+	19-21	A1
11/24/23	W	9-0	A	11/20/04	W	41-6	H	10/21/78	L	0-45	H
11/22/24	T	20-20	H	11/19/05	W	27-3	A	10/20/79	L	27-28	A1
11/21/25	L	14-27	A	12/2/06	W	26-17	H	10/25/80	L	9-32	H
				12/1/07	L	13-20	A	10/24/81	L	6-34	A1
				11/22/08	W	37-16	H				



SERIES HISTORY VS. 2023 OPPONENTS

10/23/82	L	31-47	H	11/7/36	W	13-7	A1	11/9/13	L	28-62	H
10/22/83	L	16-20	A2	10/23/37	W	20-6	H	11/13/14	L	30-38	A1
10/20/84	L	14-17	H	10/15/38	L	7-13	A1	10/31/15	L	21-27	H
10/26/85	L	7-34	A2	10/28/39	L	0-26	H	10/27/16	L	24-45	A1
10/18/86	L	10-36	H	11/9/40	W	20-7	A1	9/23/17	L	20-30	H
10/24/87	L	18-42	A2	10/25/41	W	14-0	H	11/10/18	W	15-14	A1
10/15/88	L	21-38	H	11/7/42	L	7-21	A1	11/16/19	L	17-41	H
9/30/89	L	6-24	A2	10/2/43	L	0-7	H	12/4/21	W	24-14	H
10/20/90	W	38-31	H	10/30/43	L	0-13	A1	11/25/22	L	35-41	A
10/5/91	W	27-24	A2	10/7/44	T	6-6	A1	*Rugby, not in official records			
10/31/92	W	48-12	H	11/18/44	L	0-32	H	+Win forfeited by CAL; ^Win vacated by USC			
9/4/93	W	27-25	A2	9/29/45	L	2-13	H	A1 - Los Angeles, CA; A2 - Pasadena, CA			
10/8/94	W	26-7	H	11/14/45	L	0-14	A1	H2 - Home, AT&T Park, San Francisco, CA			
10/28/95	L	16-33	A2	11/9/46	L	0-14	A1	SERIES NOTES			
10/26/96	L	29-38	H	10/25/47	L	14-39	H	POINTS, CAL 1492			
10/25/97	L	17-35	A2	10/30/48	W	13-7	A1	POINTS, USC 2488			
10/24/98	L	16-28	H	10/15/49	W	16-10	H	MOST POINTS, CAL 52 (1991)			
10/16/99	W^	17-0	A2	10/14/50	W	13-7	A1	MOST POINTS, USC 74 (1930)			
10/14/00	W	46-38 (3 OT)	H	10/20/51	L	14-21	H	LARGEST MARGIN, CAL 31 (1921)			
10/20/01	L	17-56	A2	11/1/52	L	0-10	A1	LARGEST MARGIN, USC 74 (1930)			
10/19/02	W	17-12	H	10/24/53	L	20-32	H	LONGEST WIN STREAK, CAL 6 (1918-24)			
10/18/03	L	20-23 (OT)	A2	10/23/54	L	27-29	A1	LONGEST WIN STREAK, USC 14 (2004-17)			
10/16/04	W	45-28	H	10/22/55	L	6-33	H	CURRENT WIN STREAK USC, 1 (2022)			
10/8/05	L	40-47	A2	11/10/56	L	7-20	A1	UTAH			
11/4/06	W	38-24	H	10/19/57	W	12-0	H	SERIES TIED, 6-6			
10/20/07	L	21-30	A2	10/18/58	W	14-12	A1	10/23/20 W 63-0 H			
10/25/08	W	41-20	H	10/31/59	L	7-14	H	10/11/58 W 36-21 H			
10/17/09	W	45-26	A2	10/15/60	L	10-27	A1	11/16/63 W 35-22 A			
10/9/10	W	35-7	H	10/21/61	L	14-28	H	11/14/64 L 0-14 H			
10/29/11	L	14-31	A2	10/20/62	L	6-32	A1	9/9/00 W 24-21 H			
10/6/12	W	43-17	H	10/26/63	L	6-36	H	9/11/03 L 24-31 A			
10/12/13	L	10-37	A2	10/24/64	L	21-26	A1	12/23/09 L 27-37 S			
10/18/14	L	34-36	H	11/6/65	L	0-35	H	10/22/11 W 34-10 H (SF)			
10/22/15	L	24-40	A2	11/5/66	L	9-35	A1	10/27/12 L 27-49 A			
11/26/16	W	36-10	H	11/4/67	L	12-31	H	10/10/15 L 24-30 A			
11/24/17	L	27-30	A2	11/9/68	L	17-35	A1	10/1/16 W 28-23 H			
10/13/18	L	7-37	H	11/1/69	L	9-14	H	10/26/19 L 0-35 A			
11/30/19	W	28-18	A2	10/31/70	W	13-10	A1	S - San Diego, 2009 Poinsettia Bowl			
11/15/20	L	10-34	A2	10/30/71	L	0-28	H	H (SF) - San Francisco, AT&T Park			
11/27/21	L	14-42	A2	10/14/72	L	14-42	A1	SERIES NOTES			
11/25/22	L	28-35	H	11/3/73	H	14-50	H	POINTS, CAL 322			
+Win forfeited by UCLA; ^Win forfeited by CAL											
A1 - Los Angeles, CA; A2 - Pasadena, CA											
SERIES NOTES											
POINTS, CAL 1709											
POINTS, UCLA 2257											
MOST POINTS, CAL 48 (1992)											
MOST POINTS, UCLA 61 (1973)											
LARGEST MARGIN, CAL 36 (1992)											
LARGEST MARGIN, UCLA 53 (1965)											
LONGEST WIN STREAK, CAL 5 (1990-94)											
LONGEST WIN STREAK, UCLA 18 (1972-89)											
LONGEST WIN STREAK, UCLA 18 (1972-89)											
CURRENT WIN STREAK UCLA, 3 (2020-22)											
USC											
USC LEADS SERIES, 72-32-5											
*11/28/12	W	18-0	A1	11/3/90	T	31-31	A1				
*11/27/13	T	3-3	A1	11/2/91	W	52-30	H				
10/23/15	L	10-28	H	10/17/92	L	24-27	A1				
11/25/15	W	23-21	A1	10/30/93	L	14-42	H				
11/4/16	W	27-0	A1	10/22/94	L	0-61	A1				
11/29/17	T	0-0	A1	10/7/95	L	16-26	H				
12/14/18	W	33-7	A1	10/5/96	W	22-15	A1				
11/8/19	W	14-13	A1	9/27/97	L	17-27	H				
11/5/21	W	38-7	H	10/10/98	W	32-31	A1				
10/28/22	W	12-0	A2	10/30/99	W+	17-7	H				
11/10/23	W	13-7	A1	10/28/00	W	28-16	A1				
11/1/24	W	7-0	H	11/10/01	L	14-55	H				
10/23/26	L	0-27	H	10/12/02	L	28-30	A1				
10/29/27	L	0-13	A1	9/27/03	W	34-31 (3 OT)	H				
10/20/28	T	0-0	H	10/9/04	L	17-23	A1				
11/2/29	W	15-7	A1	11/12/05^	L	10-35	H				
11/8/30	L	0-74	A1	11/18/06	L	9-23	A1				
10/24/31	L	0-6	H	11/10/07	L	17-24	H				
11/5/32	L	7-27	A1	11/8/08	L	3-17	A1				
10/28/33	L	3-6	H	10/3/09	L	3-30	H				
11/10/34	W	7-2	A1	10/16/10	L	14-48	A1				
10/26/35	W	21-7	H	10/13/11	L	9-30	H2				
				9/22/12	L	9-27	A1				



SERIES HISTORY VS. 2023 OPPONENTS

WASHINGTON

WASHINGTON LEADS SERIES, 56-41-4

11/24/04	T	6-6	A
11/6/15	L	0-72	H
11/13/15	L	7-13	A
11/18/16	L	3-13	H
11/30/16	L	7-14	A
11/3/17	W	27-0	H
11/27/19	L	0-7	A
11/12/21	W	72-3	H
11/11/22	W	45-7	A
11/17/23	W	9-0	H
11/8/24	T	7-7	A
11/14/25	L	0-7	H
11/6/26	L	7-13	A
11/12/27	L	0-6	H
11/10/28	W	6-0	A
11/16/29	W	7-0	H
10/25/30	L	0-13	A
11/7/31	W	13-0	H
10/22/32	W	7-6	A
11/11/33	W	33-0	H
10/27/34	L	7-13	A
11/9/35	W	14-0	H
10/24/36	L	0-13	A
11/6/37	T	0-0	H
10/22/38	W	14-7	A
11/11/39	L	6-13	H
10/26/40	L	6-7	A
11/8/41	L	6-13	H
10/24/42	W	19-6	A
10/28/44	L	7-33	H
10/6/45	W	27-14	H
10/26/46	L	6-20	A
11/8/47	W	13-7	H
10/23/48	W	21-0	A
10/22/49	W	21-7	H
11/4/50	W	14-7	A
11/10/51	W	37-28	H
11/8/52	L	7-22	A
11/7/53	W	53-25	H
11/6/54	W	27-6	A
11/5/55	W	20-6	H
10/27/56	W	16-7	A
11/16/57	L	27-35	H
11/15/58	W	12-7	A
11/14/59	L	0-20	H
11/12/60	L	7-27	A
10/14/61	W	21-14	H
11/10/62	L	0-27	A
11/9/63	L	26-39	H
11/7/64	L	16-21	A
10/16/65	W	16-12	H
10/15/66	W	24-20	A
10/28/67	L	6-23	H
11/2/68	T	7-7	A
10/11/69	W	44-13	H
10/10/70	W	31-28	A
11/6/71	L	7-30	H
10/28/72	L	21-35	A
10/6/73	W	54-49	H
11/9/74	W	52-26	A
11/8/75	W	27-24	H
11/6/76	W	7-0	A
11/5/77	L	31-50	H
11/3/79	L	24-28	H
10/10/81	L	26-27	H
10/9/82	L	7-50	A
11/3/84	L	14-44	A
10/12/85	L	12-28	H
10/4/86	L	18-50	A
11/12/88	L	27-28	A
10/21/89	L	16-29	H
10/27/90	L	7-46	A
10/19/91	L	17-24	H
10/10/92	L	16-35	A
10/9/93	L	23-24	H
11/12/94	L	19-31	A
10/11/97	L	3-30	H
10/17/98	L	13-21	A

10/23/99	L	27-31	H
10/21/00	L	24-36	A
9/29/01	L	28-31	H
10/5/02	W	34-27	A
11/15/03	W	54-7	H
11/13/04	W	42-12	A
9/10/05	W	56-17	A
10/21/06	W	31-24 (OT)	H
11/17/07	L	23-37	A
12/6/08	W	48-7	H
12/5/09	L	10-42	A
11/27/10	L	13-16	H
9/24/11	L	23-31	A
11/2/12	L	13-21	H
10/26/13	L	17-41	A
10/11/14	L	7-31	H
9/26/15	W	30-24	A
11/5/16	L	27-66	H
10/7/17	L	7-38	A
10/27/18	W	12-10	H
9/7/19	W	20-19	A
9/25/21	L	24-31 (OT)	A
10/22/22	L	21-28	H

SERIES NOTES

POINTS, CAL	1866
POINTS, UW	2070
MOST POINTS, CAL	72 (1921)
MOST POINTS, UW	72 (1915)
LARGEST MARGIN, CAL	69 (1921)
LARGEST MARGIN, UW	72 (1915)
LONGEST WIN STREAK, CAL	5 (1947-51, 2002-06)
LONGEST WIN STREAK, UW	19 (1977-2001)
CURRENT WIN STREAK	UW, 2 (2021-22)

WASHINGTON STATE

CAL LEADS SERIES, 48-30-5

10/25/19	L	0-14	H
11/6/20	W	49-0	H
10/29/21	W	14-0	A2
11/4/22	W	61-0	H
10/27/23	W	9-0	A2
10/25/24	W	20-7	H
11/7/25	W	35-7	H
10/13/28	W	13-3	H
10/12/29	W	14-0	H
10/4/30	L	0-16	H
10/17/31	W	13-7	A1
10/15/32	L	2-7	H
10/21/33	T	6-6	A1
10/31/36	L	13-14	H
10/9/37	W	27-0	H
10/1/38	W	27-3	A1
10/21/39	W	13-7	H
10/12/40	L	6-9	H
10/4/41	L	6-13	A1
11/3/45	T	7-7	H
11/2/46	W	47-14	H
10/18/47	W	21-6	H
11/13/48	W	44-14	H
11/5/49	W	33-14	H
10/13/51	W	42-35	A1
11/15/52	W	28-13	H
10/16/54	W	17-7	H
10/8/55	T	20-20	H
11/17/56	L	13-14	H
9/28/57	L	7-13	A1
10/4/58	W	34-14	H
9/19/59	W	20-6	A3
10/8/60	T	21-21	H
9/17/66	W	21-6	A3
10/25/69	W	17-0	A3
10/24/70	W	45-0	H
10/16/71	W	24-23	A3
9/16/72	W	37-23	H
11/17/73	L	28-31	A1
11/16/74	W	37-33	H
9/27/75	W	33-21	A1
11/13/76	W	23-22	H

10/8/77	L	10-17	A1
11/11/78	W	22-14	H
11/10/79	W	45-13	A1
11/15/80	L	17-31	H
11/14/81	L	0-19	A3
11/13/82	W	34-14	H
11/12/83	L	6-16	A1
11/10/84	L	7-33	H
9/7/85	L	19-20	A1
9/20/86	W	31-21	H
11/28/87	T	17-17	TO
10/8/88	L	13-44	A1
11/11/89	W	38-26	H
9/22/90	L	31-41	A1
10/16/93	L	7-34	A1
10/29/94	L	23-26	H
11/4/95	W	27-11	H
10/19/96	L	18-21	A1
10/18/97	L	37-63	A1
9/26/98	W	24-14	H
10/2/99	L	7-31	A1
9/30/00	L	17-21	H
9/22/01	L	20-51	A1
9/28/02	L	38-48	H
10/22/05	W	42-38	H
10/14/06	W	21-3	A1
11/3/07	W	20-17	H
9/6/08	W	66-3	A1
10/24/09	W	49-17	H
11/6/10	W	20-13	A1
11/5/11	W	30-7	H2
10/13/12	W	31-17	A1
10/5/13	L	22-44	H
10/4/14	W	60-59	A1
10/3/15	W	34-28	H
11/12/16	L	21-56	A1
10/13/17	W	37-3	H
11/3/18	L	13-19	A1
11/9/19	W	33-20	H
10/2/21	L	6-21	H
10/1/22	L	9-28	A1

A1 - Pullman, WA; A2 - Portland, OR; A3 - Spokane, WA
TO - Coca Cola Bowl, Tokyo, Japan
H2 - AT&T Park, San Francisco, CA

SERIES NOTES

POINTS, CAL	1969
POINTS, WSU	1509
MOST POINTS, CAL	66 (2008)
MOST POINTS, WSU	63 (1997)
LARGEST MARGIN, CAL	63 (2008)
LARGEST MARGIN, WSU	35 (2016)
LONGEST WIN STREAK, CAL	8 (1920-29, 2005-12)
LONGEST WIN STREAK, WSU	4 (1999-2002)
CURRENT WIN STREAK	WSU, 2 (2022)



BOWL GAME HISTORY

RECORD VS. OPPONENT – ALL TIME BOWL RECORD: 12-11-1

OPPONENT	W-L-T	PF	PA	FIRST/LAST	NOTES
Alabama	1-0-0	13	0	1938 Rose	Win secured most recent national title for Cal
Air Force	2-0-0	97	72	2007/2015 Armed Forces	Cal's biggest comeback ever in a bowl game after trailing 21-0 in 2007
BYU	1-0-0	35	28	2005 Las Vegas	Cal able to hold off BYU fourth-quarter rally
Clemson	1-0-0	37	13	1992 Citrus	First New Year's Day bowl for Cal since 1959
Georgia Tech	0-1-0	7	8	1929 Rose	Cal scores fourth-quarter TD but rally falls short
Illinois	1-0-0	35	20	2019 Redbox	Chase Garbers throws four touchdown passes as Cal dominates
Iowa	1-1-0	49	41	1959 Rose/1993 Alamo	Cal redeems Rose Bowl loss in Alamo Bowl 34 years earlier
Miami, Fla.	1-0-0	24	17	2008 Emerald	Cal wins school record fourth straight bowl game
Michigan	0-1-0	6	14	1951 Rose	Cal drops third Rose Bowl in as many years
Navy	0-1-0	38	42	1996 Aloha	Two fourth-quarter touchdowns give Midshipmen comeback win
Northwestern	0-1-0	14	20	1949 Rose	First of school-record three straight Rose Bowl teams
Ohio State	1-1-0	42	17	1921 Rose/1950 Rose	Cal fourth and fifth in final 1950 Coaches and AP polls despite loss
TCU	0-1-0	7	10	2018 Cheez-It	Game ended in OT/Jaylenn Hawkins named Defensive MVP (3 INTs)
Temple	0-1-0	17	28	1979 Garden State	Cal's first bowl game in 21 seasons is played in Giants Stadium
Texas	0-1-0	10	21	2011 Holiday	Cal fell to 0-5 all-time against Texas before wins in 2015 and 2016
Texas A&M	1-0-0	45	10	2006 Holiday	Largest margin of victory in Cal bowl history
Texas Tech	0-1-0	31	45	2004 Holiday	J.J. Arrington becomes first Cal RB to post 2,000-yard season in bowl
Utah	0-1-0	37	27	2009 Poinsettia	Bears make seventh straight bowl appearance
Virginia Tech	1-0-0	52	49	2003 Insight	Tyler Fredrickson kicks game-winning FG on final play
Washington & Jefferson	0-0-1	0	0	1922 Rose	Teams play to a 0-0 tie in heavy rains
Wyoming	1-0-0	17	15	1990 Copper	Bears snap five-game bowl skid, win first bowl game since 1938

BOWL GAME RESULTS

Bowl	Date	Location	Opponent	Result
Rose Bowl	January 1, 1921	Pasadena, Calif.	Ohio State	W, 28-0
Rose Bowl	January 1, 1922	Pasadena, Calif.	Washington & Jefferson	T, 0-0
Rose Bowl	January 1, 1929	Pasadena, Calif.	Georgia Tech	L, 7-8
Rose Bowl	January 1, 1938	Pasadena, Calif.	Alabama	W, 13-0
Rose Bowl	January 1, 1949	Pasadena, Calif.	Northwestern	L, 14-20
Rose Bowl	January 2, 1950	Pasadena, Calif.	Ohio State	L, 14-17
Rose Bowl	January 1, 1951	Pasadena, Calif.	Michigan	L, 6-14
Rose Bowl	January 1, 1959	Pasadena, Calif.	Iowa	L, 12-38
Garden State Bowl	December 15, 1979	East Rutherford, N.J.	Temple	L, 17-28
Copper Bowl	December 31, 1990	Phoenix, Ariz.	Wyoming	W, 17-15
Citrus Bowl	January 1, 1992	Orlando, Fla.	Clemson	W, 37-13
Alamo Bowl	December 31, 1990	San Antonio, Texas	Iowa	W, 37-3
Aloha Bowl	December 25, 1996	Honolulu, Hawaii	Navy	L, 38-42
Insight Bowl	December 26, 2003	Phoenix, Ariz.	Virginia Tech	W, 52-49
Holiday Bowl	December 30, 2004	San Diego, Calif.	Texas Tech	L, 31-45
Las Vegas Bowl	December 22, 2005	Las Vegas, Nev.	BYU	W, 35-28
Holiday Bowl	December 28, 2006	San Diego, Calif.	Texas A&M	W, 45-10
Armed Forces Bowl	December 31, 2007	Fort Worth, Texas	Air Force	W, 42-36
Emerald Bowl	December 27, 2008	San Francisco, Calif.	Miami, Fla.	W, 24-17
Poinsettia Bowl	December 23, 2009	San Diego, Calif.	Utah	L, 27-37
Holiday Bowl	December 28, 2011	San Diego, Calif.	Texas	L, 10-21
Armed Forces Bowl	December 29, 2015	Fort Worth, Texas	Air Force	W, 55-36
Cheez-It Bowl	December 26, 2018	Phoenix, Ariz.	TCU	L, 7-10
Redbox Bowl	December 30, 2019	Santa Clara, Calif.	Illinois	W, 35-20

RECORD BY BOWL

BOWL	RECORD
Alamo Bowl	1-0
Aloha Bowl	0-1
Armed Forces Bowl	2-0
Citrus Bowl	1-0
Copper/Insight/Cheez-It Bowl	2-1
Emerald/Redbox Bowl	2-0
Garden State Bowl	0-1
Holiday Bowl	1-2
Las Vegas Bowl	1-0
Poinsettia Bowl	0-1
Rose Bowl	2-5-1

RECORD BY DATE

DATE	RECORD
December 15	0-1
December 22	1-0
December 23	0-1
December 25	0-1
December 26	1-1
December 27	1-0
December 28	1-1
December 29	1-0
December 30	1-1
December 31	3-0
January 1	3-4-1
January 2	0-1

RECORD VS. CONFERENCE (CURRENT CONFERENCES)

CONFERENCE	RECORD
American	0-2
ACC	3-1
Big 10	3-4
Big 12	0-3
Mountain West	3-0
Independent	1-0
Pac-12	0-1
President's	0-0-1
SEC	2-0

BOWL GAME HISTORY

ROSE BOWL

JANUARY 1, 1921

CALIFORNIA	28
OHIO STATE	0

College football may never again witness the sheer dominance displayed by California's legendary "Wonder Teams" of the 1920s, and the 1920 football team, in particular, will forever be remembered as one of the sport's all-time great teams. Under the genius of coach Andy Smith, the Golden Bears completely dismantled opponents en route to an 8-0 record and made their first appearance in the Rose Bowl. Despite their record and having outscored opponents by a total margin of 482-14, the Bears entered the contest as an underdog. Possibly because some Easterners had not yet developed much respect for student-athletes on the West Coast, a respected Ohio State team was predicted to beat Cal by six points.

The Bears wasted little time in refuting such predictions, as Pesky Sprott scored a touchdown early in the first quarter to give California a 7-0 lead. Smith's team was able to score two more touchdowns in the second quarter while a ferocious Bear defense held Ohio State scoreless for a 21-0 halftime lead. One of the scores came on a piece of Wonder Team trickery, as Sprott pitched the ball to end Brick Muller on a reverse who heaved the ball over 50 yards to Brodie Stephens for the touchdown. That play helped Cal break the game open and is thought of as one of the most famous plays in the history of the Rose Bowl. The Bears subsequently earned the unofficial national title.

CALIFORNIA	7	14	0	7	-	28	
OHIO STATE	0	0	0	0	-	0	
				CAL		OHIO STATE	
First Downs				17		11	
Net Yards Rushing				244		105	
Passing (Comp-Att)				6-9		11-24	
Net Yards Passing				102		133	
Total Offense Yards				346		238	

ROSE BOWL

JANUARY 1, 1922

CALIFORNIA	0
WASHINGTON & JEFFERSON	0

California's Wonder Team of 1921 defeated every opponent they faced in the regular season, scoring a total of 167 points against conference opponents while only allowing 10. California took a 9-0 record into its second straight Rose Bowl, and although the Bears were predicted to record an easy victory, steady rains had reduced the field to a quagmire, and coach Andy Smith predicted a 0-0 tie. The Bears were fortunate to escape with that, as they only gained 49 yards in total offense and had two first downs while Washington and Jefferson had a 36-yard touchdown run called back on an offside penalty. The Bears original strategy to use a wide-open passing attack was impossible given the condition of the field, and they instead had to rely entirely on power. The results were almost disastrous for the Bears, but Archie Nisbet averaged 39.7 yards on 13 punts and deserved much credit for keeping the Presidents from the end zone.

Washington and Jefferson had a distinct advantage in maturity as most of the men on its team were older than the average college player, and California originally objected to having to play a team from a school whose scholarship requirements were far below that of California. The relatively unknown school representing the East was able to keep the Bears from scoring in the swamp-like condition of the field and put an end to California's winning streak at 18 games.

CALIFORNIA	0	0	0	0	-	0	
WASH. & JEFF.	0	0	0	0	-	0	
				CAL		WASH. & JEFF.	
First Downs				2		8	
Net Yards Rushing				49		114	
Passing (Comp-Att)				2-6		1-4	
Net Yards Passing				0		23	
Total Offense Yards				49		137	

ROSE BOWL

JANUARY 1, 1929

GEORGIA TECH	8
CALIFORNIA	7

The Rose Bowl of 1929 will be remembered forever as one of the most amazing and most talked about games played in the history of collegiate football. California faced an undefeated Georgia Tech squad in a very closely contested battle that was made most memorable thanks to a single play by California's Roy Riegels. After a scoreless first quarter, the Bears threatened by moving the ball to Georgia Tech's 25-yard-line. They were unable to get any farther, however, and possession was lost on downs. The next play became one of the most famous (or infamous) of all time. Riegels, California's All-American center, placed his name in the game's lore when Georgia Tech's Stumpy Thomason was hit by the Bears' Benny Lom at the Georgia Tech 30. Riegels scooped up the fumble and started in the right direction, but suddenly he spun around and headed the wrong way. Riegels had reached the Cal one-yard-line before Lom was able to spin him back around, only to be tackled by Georgia Tech. The play led to a safety when the Engineers blocked Lom's subsequent punt.

Georgia Tech had a 2-0 lead at halftime, then scored again in the third quarter for an 8-0 lead going into the fourth quarter. The Bears finally scored late in the fourth quarter when Lom passed to Irv Phillips in the end zone.

CALIFORNIA	0	0	0	7	-	7	
GEORGIA TECH	0	2	6	0	-	8	
				CAL		GEORGIA TECH	
First Downs (Rush-Pass)				11 (8-3)		5 (4-1)	
Net Yards Rushing (Att-Yards)				51-204		42-166	
Passing (Comp-Att-Int)				4-12-1		1-3-0	
Net Yards Passing				67		23	
Total Offense Plays				63		45	
Total Offense Yards				271		189	

ROSE BOWL

JANUARY 1, 1938

CALIFORNIA	13
ALABAMA	0

California returned to the Rose Bowl with the "Thunder Team" of 1937. With a devastating offensive backfield and a rock-solid defense, the Golden Bears trampled their opponents in the regular season, posting a 9-0-1 record and scoring a total of 201 points while allowing only 33. The Bears, under coach Stub Allison, recorded six shutouts against opponents and utilized a punishing ground game which not only earned the team the nickname "The Thunder Team" but landed the undefeated squad a berth in the Rose Bowl.

In the Rose Bowl of 1938, the Bears recorded an impressive victory over Alabama, 13-0. California relied on its brilliant backfield of Vic Bottari and Sam Chapman to pave the way on offense. And on defense, the Bears rendered the Crimson Tide offense ineffective, holding Alabama scoreless. Following a fumble recovery by Perry Schwartz in the second quarter, the Bears marched 61 yards and scored on a four-yard run by Bottari. The only other score came early in the third quarter, when Bottari added a second touchdown on another four-yard run, making the final margin 13-0. California had completed an undefeated season for the first time since the Wonder Teams of the 1920s, and was rewarded with its most recent national championship.

CALIFORNIA	0	7	6	0	-	13	
ALABAMA	0	0	0	0	-	0	
				CAL		ALABAMA	
First Downs				11		11	
Net Yards Rushing				192		140	
Passing (Comp-Att)				2-9		3-13	
Net Yards Passing				16		40	
Total Offense Yards				208		180	



BOWL GAME HISTORY

ROSE BOWL

JANUARY 1, 1949

NORTHWESTERN 20
CALIFORNIA 14

Pappy Waldorf will always be remembered as one of the greatest coaches ever at California, and his 1948 team was the first of three consecutive squads he would lead to the Rose Bowl. The Bears of 1948 crushed their opponents en route to an undefeated 10-win regular season and a berth in the Rose Bowl of 1949. The Bears scored nearly three times as many total points as they allowed, and proved themselves as the top team on the West Coast.

The Rose Bowl of 1949 was billed as a battle of wits, as it pitted Pappy Waldorf against one of his former players, Northwestern coach Bob Voights. It proved to be an outstanding game, as the Bears matched the running of Jackie Jensen and Jack Swaner against Frank Aschenbrenner, Ed Tunncliff and Art Murakowski of Northwestern. Aschenbrenner opened the scoring with a 73-yard touchdown run in the first quarter, but Jensen returned the favor with a 67-yard scoring run of his own on the next series. The game may have been decided on a controversial touchdown in the second quarter, when Murakowski scored from one yard out as he fumbled into the end zone. With Jensen sidelined by leg cramps, the Bears took the lead, 14-13, in the third quarter on a run by Swaner. Northwestern came back, however, to score the winning touchdown on a 43-yard run by Tunncliff with 2:59 left in the game. Although the Bears lost the game, the final Associated Press Poll still ranked California fourth in the nation.

CALIFORNIA	7	0	7	0	-	14
NORTHWESTERN	7	6	0	7	-	20
			CAL	NORTHWESTERN		
First Downs (Rush-Pass-Pen)			12 (8-4-0)	6 (5-1-0)		
Net Yards Rushing (Att-Yards)			54-173	45-273		
Passing (Comp-Att-Int)			6-16-4	1-4-0		
Net Yards Passing			83	17		
Total Offense Plays			70	49		
Total Offense Yards			256	290		

ROSE BOWL

JANUARY 2, 1950

OHIO STATE 17
CALIFORNIA 14

The Golden Bears entered the 1950 Rose Bowl with a perfect 10-0 regular season record and what many considered to be the West Coast's finest post-World War II team. Under coach Pappy Waldorf, the 1949 Bears were an even more dominant team than the previous year's Rose Bowl team. Cal scored an average of over 30 points per contest while only allowing slightly over 11 points per game in the regular season.

The Bears had built a 7-0 halftime lead on a seven-yard run by Jim Monachino, but Ohio State scored 14 unanswered points to open a 14-7 lead at the end of the third quarter. Monachino stunned the Buckeyes early in the final period when his 44-yard touchdown run tied the score at 14-14, but the Bears were to be denied once again. A bad punt by Bob Celeri gave Ohio State the ball deep in California territory late in the game and Ohio State's Jim Hague kicked a 17-yard game-winning field goal with 1:57 left in the contest. The Bears had managed to lose two consecutive Rose Bowls, but if it was any consolation, the final Associated Press Poll ranked the Golden Bears third in the country.

CALIFORNIA	0	7	0	7	-	14
OHIO STATE	0	0	14	3	-	17
			CAL	OHIO STATE		
First Downs (Rush-Pass-Pen)			12 (8-3-1)	19 (18-1-0)		
Net Yards Rushing (Att-Yards)			40-133	67-221		
Passing (Comp-Att-Int)			3-13-4	5-14-1		
Net Yards Passing			106	34		
Total Offense Plays			53	81		
Total Offense Yards			239	255		

ROSE BOWL

JANUARY 1, 1951

MICHIGAN 14
CALIFORNIA 6

Pappy Waldorf took his Golden Bears team of 1950 to a third consecutive Rose Bowl. Again the Bears entered the Rose Bowl as an undefeated team that had laid waste to the Pacific Coast Conference. And once again California's string of hard luck Rose Bowl defeats continued. The Bears appeared ready to give coach Waldorf his first post-season victory, as they entered the game with a 9-0-1 record, having outscored opponents 218-76 during the regular season.

On the third play of the game, Pete Schabarum exploded on a 73-yard touchdown run that was wiped out because of a penalty. The Bears went ahead 6-0 in the second quarter on a 39-yard touchdown pass from Jim Marinos to Bob Cummings, and it looked as if the Bears might get that elusive Rose Bowl victory. After halftime, however, the Wolverines dominated the action and with only 5:37 left in the game, Michigan took its first lead. Moments later they added a second touchdown to secure a 14-6 win.

Although Pappy was never able to lead California to a Rose Bowl victory, the Golden Bears compiled a 53-9-1 record under coach Waldorf from 1947-52. Even after the Bears lost to Michigan in 1951, California was ranked as high as the fourth best team in the nation in the final polls (No. 4 UPI, No. 5 AP), making it three straight seasons that the Bears had finished among the top five teams in the country.

CALIFORNIA	0	6	0	0	-	6
MICHIGAN	0	0	0	14	-	14
			CAL	MICHIGAN		
First Downs (Rush-Pass-Pen)			12 (11-1-0)	17 (8-8-1)		
Net Yards Rushing (Att-Yards)			51-175	39-145		
Passing (Comp-Att-Int)			4-8-0	15-21-2		
Net Yards Passing			69	146		
Total Offense Plays			59	60		
Total Offense Yards			244	291		

ROSE BOWL

JANUARY 1, 1959

IOWA 38
CALIFORNIA 12

California's last Rose Bowl appearance was one that many Old Blues would like to forget. Behind quarterback Joe Kapp and halfback Jack Hart, the Bears defeated both USC and UCLA en route to a 7-3 regular season record and the Pacific Coast Conference title. Cal was the premier team on the West Coast and on January 1, 1959, the Bears faced Iowa in the Rose Bowl.

Cal wasn't given much of a chance of upending Iowa and that played out true to form as the Hawkeyes recorded a convincing 38-12 victory. The Bears could do little to stop Iowa's powerful rushing game, as the Hawkeyes broke the Rose Bowl record for rushing yardage (429) and total offense (516). Iowa's Bob Jeter erased another Rose Bowl record with an 81-yard touchdown run and finished with 194 yards on only nine carries. Iowa had a commanding 20-0 halftime lead, then increased it to 32-6 after three quarters. Hart was able to score a pair of second half TDs on two runs, but it was hardly enough to turn the tide.

CALIFORNIA	0	0	6	6	-	12
IOWA	7	13	12	6	-	38
			CAL	IOWA		
First Downs (Rush-Pass-Pen)			20 (15-5-0)	24 (18-5-1)		
Net Yards Rushing (Att-Yards)			53-214	55-429		
Passing (Comp-Att-Int)			9-20-2	9-14-0		
Net Yards Passing			130	87		
Total Offense Plays			73	69		
Total Offense Yards			344	516		

BOWL GAME HISTORY

GARDEN STATE BOWL

DECEMBER 15, 1979

TEMPLE	28
CALIFORNIA	17

California returned to post-season play for the first time in 20 years at the 1979 Garden State Bowl. Behind quarterback Rich Campbell, Cal featured a good offense and a solid defense that only yielded 15 points per contest in the regular season. The Bears won their first two and last two games of the year, all on the road, including impressive victories over Washington State and Stanford to bring home the Axe.

Facing Temple in the Garden State Bowl was no easy task for the Bears, as California failed to answer the Owls' rushing attack and suffered a 28-17 defeat. The Owls took control of the game early, scoring on their first three possessions to open a 21-0 first quarter lead. Campbell put the Bears back in the game on a pair of second quarter touchdown passes to Matt Bouza and Joe Rose. The score remained 21-14 Temple until the fourth quarter when Mick Luckhurst's 34-yard field goal pulled California within four at 21-17. That was as close as the Bears were able to come, however, as Temple scored another touchdown late in the game to secure the win.

CALIFORNIA	0	14	0	3	-	17
TEMPLE	21	0	0	7	-	28
			CAL	TEMPLE		
First Downs (Rush-Pass-Pen)			15 (3-11-1)	21 (17-4-0)		
Net Yards Rushing (Att-Yards)			24-23	59-300		
Passing (Comp-Att-Int)			25-39-1	9-20-0		
Net Yards Passing			241	81		
Total Offense Plays			63	79		
Total Offense Yards			264	381		

COPPER BOWL

DECEMBER 31, 1990

CALIFORNIA	17
WYOMING	15

The 1990 Golden Bears surprised the college football world by refuting predictions that they would be a last place team, capturing a 6-4-1 record and finishing in the top half of the conference for the first time since 1979. Perhaps most memorable in the regular season, California put an end to "The Streak" by beating UCLA at Memorial Stadium and making a late rally to tie USC in Los Angeles. Under coach Bruce Snyder, the Bears awakened from their hibernation of the 1980s and were hungry for their first bowl victory in more than half a century.

The Bears offense, which was very potent during the regular season, had its poorest showing of the season, netting only 261 total yards. Fortunately, California's defense rose to the occasion to yield a season-low 15 points. Quarterback Mike Pawlawski fired a 25-yard touchdown pass to Brian Treggs in the second quarter to give the Bears a lead they would never relinquish. Robbie Keen nailed a 46-yard field goal in the third quarter, and fullback Greg Zomalt bulled into the end zone from four yards out early in the fourth as the Bears built a 17-9 advantage. In the final minutes of the game, the Bears had to hold off a Cowboy rally that included a 70-yard punt return for a touchdown. However, California stuffed the two-point conversion attempt to seal the victory.

CALIFORNIA	0	7	3	7	-	17
WYOMING	0	3	0	12	-	15
			CAL	WYOMING		
First Downs (Rush-Pass-Pen)			14 (5-9-0)	18 (7-10-1)		
Net Yards Rushing (Att-Yards)			46-89	32-129		
Passing (Comp-Att-Int)			15-26-1	20-39-2		
Net Yards Passing			172	226		
Total Offense Plays			72	71		
Total Offense Yards			261	355		

CITRUS BOWL

JANUARY 1, 1992

CALIFORNIA	37
CLEMSON	13

Led by Mike Pawlawski and Russell White, the Golden Bears put more points on the board than any California squad since the Wonder Team of 1920. The Bears brought a 9-2 record into their first Jan. 1 bowl game in 33 years, capping a season in which they scored a modern-day record 86 points against Pacific, won dramatic come-from-behind games at Arizona and UCLA, and scored more points than any team in history against USC, a 52-30 whipping at Memorial Stadium.

California faced a very tough Clemson squad that had one of the strongest defenses in college football. The Bears, however, exploding for 17 first quarter points to leap to open a comfortable lead before the Tigers knew what hit them. Among the first quarter highlights was a 72-yard punt return for a touchdown by Brian Treggs that just about crushed any hope Clemson had of a comeback victory, as a ferocious Bear defense kept the Tigers at bay for the rest of the afternoon. White rushed for a 103 yards on 22 carries against a run defense that had not allowed a 100-yard runner in nearly four years, and the Golden Bears proved to a national television audience that they were indeed one of the elite Top 10 teams in the nation.

CALIFORNIA	17	10	10	0	-	37
CLEMSON	3	7	3	0	-	13
			CAL	CLEMSON		
First Downs (Rush-Pass-Pen)			22 (8-11-3)	19 (13-5-1)		
Net Yards Rushing (Att-Yards)			42-146	44-206		
Passing (Comp-Att-Int)			21-33-0	15-36-3		
Net Yards Passing			230	123		
Total Offense Plays			75	80		
Total Offense Yards			376	329		

ALAMO BOWL

DECEMBER 31, 1993

CALIFORNIA	37
IOWA	3

Riding a roller coaster of a regular season that began with five straight wins only to be followed by four consecutive losses and then three more victories, California received a bid to the inaugural Alamo Bowl in San Antonio, Texas. The Bears scored on four of their first five possessions and completely shut down the Iowa offensive attack, limiting the Hawkeyes to just 90 yards of total offense in the 37-3 victory.

After three Doug Brien field goals gave Cal a 9-0 lead 20 minutes into the contest, quarterback Dave Barr hit Mike Caldwell for a six-yard score. Linebacker Jerrott Willard followed by picking off a pass and rumbling 61 yards for the touchdown as time ran out in the first half to give Cal a 23-0 margin heading to the locker room. Barr, who passed for two more scores in the second half to Iheanyi Uwaezuoke and Brian Remington, finished the game 21-of-28 for 266 yards, while Lindsey Chapman led the rushing attack with 89 yards. As a team, the Bears ended the contest with an impressive time of possession advantage of 43:14 to 16:46. The victory lifted Cal into the final national polls (No. 24 Coaches/No. 25 AP).

CALIFORNIA	6	17	7	7	-	37
IOWA	0	0	3	0	-	3
			CAL	IOWA		
First Downs (Rush-Pass-Pen)			28 (14-13-1)	5 (2-3-0)		
Net Yards Rushing (Att-Yards)			55-179	21-20		
Passing (Comp-Att-Int)			21-28-0	6-17-1		
Net Yards Passing			266	70		
Total Offense Plays			83	38		
Total Offense Yards			445	90		

BOWL GAME HISTORY

ALOHA BOWL

DECEMBER 25, 1996

NAVY	42
CALIFORNIA	38

In a game that followed a pattern established throughout the season, Cal provided plenty of offensive fireworks, but couldn't hold on in a 42-38 loss to Navy at the Aloha Bowl. Cal seemed to have the game well in hand with a 10-point lead late in the contest, but Navy rallied for a pair of touchdowns in the final eight minutes.

The game got off to a bang when Cal's Deltha O'Neal returned the opening kickoff 100 yards for a score. Then the Bears settled into their offense, seeming to score at will in the first half, putting together drives of 81, 73, 35 and 61 yards en route to taking a 35-28 halftime lead. Quarterback Pat Barnes threw for three scores, two to wideout Bobby Shaw and one to tight end Sean Bullard, and O'Neal added a 31-yard TD scamper.

However, Cal could manage only a 41-yard Ryan Longwell field goal in the second half, before Navy put on its late rush that culminated on a 10-yard game-winning TD run by backup QB Ben Fay with 1:41 left in the contest.

NAVY	7	21	0	14	-	42
CALIFORNIA	13	22	3	0	-	38
				CAL		NAVY
First Downs (Rush-Pass-Pen)			24 (7-17-0)			25 (12-12-1)
Net Yards Rushing (Att-Yards)			38-121			50-251
Passing (Comp-Att-Int)			27-38-0			14-21-1
Net Yards Passing			313			395
Total Offense Plays			76			71
Total Offense Yards			434			646

INSIGHT BOWL

DECEMBER 26, 2003

CALIFORNIA	52
VIRGINIA TECH	49

After 98 points and 1,081 yards of offense, the Insight Bowl came down to a 35-yard field goal try, and Tyler Fredrickson made the final kick of his Cal career as time expired to give the Bears a 52-49 victory over Virginia Tech.

Cal's Aaron Rodgers flirted with 400 yards passing in an aerial duel that saw both teams rally from 14-point deficits. Rodgers was 27-of-35 passing for 394 yards and two TDs. He also ran for two scores and was named the game's offensive MVP.

Chase Lyman, starting in place of injured wide receiver Geoff McArthur, caught five passes for a Cal bowl-record 149 yards, including a 33-yarder from Rodgers for a touchdown.

Rodgers, who was 15-for-17 for 245 yards in the second half, scored on an eight-yard option play to put Cal ahead 42-28 with 48 seconds left in the third quarter. Virginia Tech came back as DeAngelo Hall reversed his field for a 52-yard punt return TD that tied the game at 49-49 with 3:11 remaining.

The winning drive came after Virginia Tech's subsequent kickoff went out of bounds, giving Cal the ball on the 35. Rodgers completed three passes to the Hokie 20-yard line, and a five-yard run by J.J. Arrington set up Fredrickson's winning field goal on the game's final play.

CALIFORNIA	7	14	21	10	-	52
VIRGINIA TECH	21	7	0	21	-	49
				CAL		VIRGINIA TECH
First Downs (Rush-Pass-Pen)			27 (9-17-1)			27 (8-18-1)
Rushing (Att-Net Yds.)			41-136			26-153
Passing (Comp-Att-Int)			27-35-0			24-36-0
Net Yards Passing			394			398
Total Offense Plays			76			62
Total Offense Yards			530			551

HOLIDAY BOWL

DECEMBER 30, 2004

TEXAS TECH	45
CALIFORNIA	31

Perhaps pining for a Rose Bowl bid that was snatched away by voters in the final week, Cal came up against the vaunted Texas Tech aerial attack led by Sonny Cumble and fell, 45-31, in the Pacific Life Holiday Bowl. Cumble threw for a career-high 520 yards and three touchdowns, as 21st-ranked Texas Tech upended the Golden Bears.

Cal's J.J. Arrington became just the third running back in Pac-10 history and the first for California to rush for 2,000 yards in a season when he reached the milestone against the Red Raiders. The senior carried 25 times for 173 yards against Tech to finish the year with a school-record 2,018 yards. His two-yard run in the first quarter was his 15th rushing touchdown of the year, breaking Cal's season record that has later been tied by Justin Forsett (2007) and Jahvid Best (2008).

Texas Tech had four scoring drives that took under two minutes each. Trailing 14-7 after the first quarter, the Red Raiders scored 24 straight points and held a commanding 31-14 lead by early in the third quarter.

Cal quarterback Aaron Rodgers threw an 11-yard TD pass to Garrett Cross and scored on a 1-yard sneak, both in the final quarter.

TEXAS TECH	7	17	14	7	-	45
CALIFORNIA	14	0	3	14	-	31
				TEXAS TECH		CAL
First Downs (Rush-Pass-Pen)			30 (8-18-4)			27 (11-15-1)
Net Yards Rushing (Att-Yards)			21-77			39-221
Passing (Comp-Att-Int)			39-60-0			24-42-1
Net Yards Passing			520			246
Total Offense Plays			81			81
Total Offense Yards			597			467

LAS VEGAS BOWL

DECEMBER 22, 2005

CALIFORNIA	35
BYU	28

Marshawn Lynch rushed for career highs of 194 yards and three touchdowns to win the game's MVP award, and DeSean Jackson caught two scoring passes before Cal's defense held off BYU for a 35-28 victory.

Junior Steve Levy passed for 228 yards in his second career start for the Bears, who held off BYU's fourth-quarter comeback in a high-octane game that featured 915 total yards.

Cal took a 35-14 lead into the final quarter after Lynch's 35-yard scoring run and Jackson's exceptional 22-yard diving TD catch in the third. But BYU quarterback John Beck responded with scoring passes to Jonny Harline and Todd Watkins, whose nine-yard grab with 5:35 left cut Cal's lead to the final seven-point margin.

The Bears missed a 50-yard field goal with 2:20 to play in the fourth, but the Cougars moved just seven yards before Beck's arm was hit by Cal lineman Phillip Mbakogu on the ensuing series. Daymeion Hughes intercepted the wobbling pass to seal the victory.

The Bears' stars were the difference. Jackson scored on a 42-yard romp through the BYU secondary three seconds before halftime, while Lynch had scoring runs of 3, 23 and 35 yards along with a handful of jaw-dropping second-effort rushes. His 194 yards rushing and three touchdowns on the ground also were Cal bowl records.

BYU	0	14	0	14	-	28
CALIFORNIA	7	14	14	0	-	35
				BYU		CAL
First Downs (Rush-Pass-Pen)			27 (6-18-3)			26 (16-7-3)
Net Yards Rushing (Att-Yards)			27-94			43-241
Passes (Comp-Att-Int)			35-53-2			16-23-0
Net Yards Passing			352			228
Total Offense Plays			80			66
Total Offense Yards			446			469

**BOWL GAME HISTORY****HOLIDAY BOWL****DECEMBER 28, 2006**

CALIFORNIA 45
TEXAS A&M 10

California posted its largest margin of victory in its bowl history with a 45-10 win over Texas A&M.

In his final game in a Golden Bear uniform, Marshawn Lynch rushed for 111 yards and two touchdowns to earn the game's co-offensive MVP honors. Justin Forsett was the game's leading rusher with 124 yards, and also found the end zone in the fourth quarter on an eight-yard dash.

Quarterback Nate Longshore completed 19-of-24 passes for 235 yards and a touchdown, en route to co-offensive MVP honors. Longshore also scored a touchdown on the ground in the first quarter to even the score at 7-7.

Not to be overshadowed by the offense, linebacker Desmond Bishop recorded a game-high 12 tackles to earn the game's Defensive MVP honors.

The Cal defensive unit was spectacular, allowing just 10 points, including a shutout in the second half. San Diego native Mickey Pimentel recorded seven tackles, while Eddie Young intercepted a pass (his first career INT) in the fourth quarter to highlight the other defensive notables.

TEXAS A&M	7	3	0	0	-	10
CALIFORNIA	7	7	14	17	-	45

		TEXAS A&M	CAL
First Downs (Rush-Pass-Pen)		21 (9-11-1)	22 (11-11-0)
Net Yards Rushing (Att-Yards)		38-163	32-241
Passes (Comp-Att-Int)		18-29-1	19-24-1
Net Yards Passing		186	235
Total Offense Plays		67	56
Total Offense Yards		349	476

ARMED FORCES BOWL**DECEMBER 31, 2007**

CALIFORNIA 42
AIR FORCE 36

California scored its largest comeback victory in a bowl game with a 42-36 win over Air Force.

The Falcons' crisp option offense kept the Golden Bears guessing through the first 20 minutes as Air Force scored on two drives, then pushed in another seven points after a Bear miscue on a kickoff.

However, with Cal backup quarterback Kevin Riley stepping in under center, the Cal offense came to life. The freshman signal-caller connected with DeSean Jackson for a 40-yard score and found fellow standout receivers Lavelle Hawkins and Robert Jordan for touchdowns to pull the Bears within three, 24-21, midway through the third quarter.

Cal ran a relentless ground attack behind tailback Justin Forsett, who scored a pair of TDs before Riley put the game away with a nifty option run for a 42-30 advantage.

Riley earned MVP honors by connecting on 16-of-19 passes for 269 yards and three TDs. Forsett tallied 140 yards rushing and Thomas DeCoud paced the defense with 10 tackles. Jordan caught six catches for 148 yards.

CALIFORNIA	0	14	14	14	-	42
AIR FORCE	7	14	6	9	-	36

		CAL	AIR FORCE
First Downs (Rush-Pass-Pen)		26 (11-14-1)	24 (18-5-1)
Net Yards Rushing (Att-Yards)		34-202	61-312
Passes (Com-Att-Int)		21-27-0	9-20-0
Net Yards Passing		305	113
Total Offense Plays		61	81
Total Offense Yards		507	425

EMERALD BOWL**DECEMBER 27, 2008**

MIAMI, FLA. 17
CALIFORNIA 24

California played its first bowl game ever in the Bay Area and made its hometown fans happy with a 24-17 victory over Miami, Fla.

Cal jumped out to an early 14-0 first quarter lead on a pair of Jahvid Best touchdown runs but Miami eventually came back to tie the contest at 17-17 in the fourth quarter. The game remained tied until late in regulation when Nate Longshore connected with Anthony Miller on a two-yard scoring strike with 2:37 to go. The winning touchdown was set up moments earlier when Zack Follett forced a fumble deep in Hurricane territory and Cameron Jordan returned it to the Miami two-yard line.

Miami was able to put together eight plays on an ensuing drive but time ran out on the Hurricanes after reaching the Bears' 37-yard line.

Best capped a tremendous season for Cal by rushing for an Emerald Bowl record 186 yards and two touchdowns, marking his fourth consecutive 100-yard rushing game and eighth of the season.

The Golden Bears also set several other school bowl records, including the team's 10.0 tackles for loss, Follett's bowl-record-tying 4.0 tackles for loss and 2.0 sacks, a 74-yard first quarter passing play between Longshore and Verran Tucker, and Jordan's seven-yard fumble return.

MIAMI, FLA.	0	7	7	3	-	17
CALIFORNIA	14	0	3	7	-	24

		MIAMI, FLA.	CAL
First Downs (Rush-Pass-Pen)		17 (5-11-1)	11 (9-2-0)
Net Yards Rushing (Att-Yards)		32-119	30-217
Passes (Comp-Att-Int)		25-41-1	10-21-0
Net Yards Passing		194	121
Total Offense Plays		73	51
Total Offense Yards		313	338

POINSETTIA BOWL**DECEMBER 23, 2009**

UTAH 37
CALIFORNIA 27

The Golden Bears jumped out to a two-touchdown lead but could not prevail as Utah's Jordan Wynn threw for a career-high 338 yards and three touchdowns to rally the Utes to a 37-27 victory over California in the Poinsettia Bowl.

The Bears, in a bowl game for the school-record seventh straight year, had their four-game post-season winning streak snapped. The Utes scored 27 straight points to win their ninth straight bowl game, the longest streak in the country and tied for the second-longest ever following the 2009 season.

Shane Vereen, who scored twice, became the seventh Cal back to gain more than 100 yards in a bowl, finishing with 122 yards on 20 carries. Vereen started the scoring with a 36-yard touchdown run and Eddie Young intercepted Wynn on the first play of Utah's next drive, returning it 31 yards for a score.

But Utah's defense shut down Cal while the Utes offense on its last four possessions of the first half. Cal finally scored again on a 1-yard run by Vereen with 39 seconds left in the third quarter to put the Bears within six at 27-21 before Utah kicked a 25-yard field goal to pull away.

UTAH	7	17	3	10	-	37
CALIFORNIA	14	0	7	6	-	27

		UTAH	CAL
First Downs (Rush-Pass-Pen)		20 (6-13-1)	17 (6-10-1)
Net Yards Rushing (Att-Yards)		35-51	28-96
Passes (Com-Att-Int)		26-37-1	20-36-2
Net Yards Passing		338	214
Total Offense Plays		72	64
Total Offense Yards		389	310

**BOWL GAME HISTORY****HOLIDAY BOWL****DECEMBER 28, 2011**

CALIFORNIA 10
TEXAS 21

Playing in the Holiday Bowl for the third time in school history, the Longhorns topped the Golden Bears, 21-10, in the 2011 Bridgepoint Education Holiday Bowl at Qualcomm Stadium in San Diego, CA. In addition, Cal fell to 0-5 all-time against Texas.

The Bears jumped out to an early 3-0 lead on a 47-yard field goal by Giorgio Tavecchio, but the Bears could only manage one more score in the contest. Isi Sofele scampered six yards for Cal's lone touchdown of the game on the opening drive of the second half to take a brief 10-7 lead.

Texas quarterback David Ash added his name to the list of quarterbacks who've caught a touchdown pass in the Holiday Bowl and he also threw for one score. Ash caught a 4-yard pass from wide receiver Jaxon Shipley in the second quarter to join BYU's Steve Young, Texas A&M's Bucky Richardson and Oregon's Harrington as quarterbacks who've caught touchdown passes in the Holiday Bowl. Ash would later throw a 47-yard touchdown pass to Marquise Goodwin, who made a nice over-the-shoulder catch in full stride. That score gave the Longhorns a 14-10 lead and proved to clinch the win for Texas.

Keenan Allen led the Bears with nine catches for 82 yards.

CALIFORNIA	3	0	7	0	-	10
TEXAS	0	7	7	7	-	21
			CAL			TEXAS
First Downs (Rush-Pass-Pen)			15 (2-11-2)			13 (7-5-1)
Net Yards Rushing (Att-Yards)			36-7			35-109
Passes (Com-Att-Int)			19-33-1			15-24-0
Net Yards Passing			188			146
Total Offense Plays			69			59
Total Offense Yards			195			255

ARMED FORCES BOWL**DECEMBER 29, 2015**

CALIFORNIA 55
AIR FORCE 36

A 55-36 victory over Air Force in the 2015 Lockheed Martin Armed Forces Bowl followed a familiar script for a Cal program that took serious strides in 2015. Yet another tremendous performance from quarterback Jared Goff paved the way and the Bears followed his lead, rolling to their eighth win of the season for the first time since 2009.

As was often the case for the Bears this year, Goff was the main character in Cal's story of success, completing 25 of 37 passes for 467 yards, six touchdowns and no interceptions to earn game MVP honors. Along the way, he set Pac-12 single season records for passing touchdowns (43) and yards (4,719) while setting a Cal bowl record and tying his career high for touchdowns in a single game. His touchdown total also tied for second-most in Football Bowl Subdivision (FBS) bowl history.

Goff's focus wasn't confined to one or two main targets. Kenny Lawler found the end zone three times, hauling in five passes for 75 yards while senior Bryce Treggs made his final collegiate game a memorable one with four catches for 143 yards and a touchdown. Fellow senior Darius Powe caught two touchdown passes and nine different Bears caught a pass and Cal (8-5) racked up 586 yards of total offense while breaking the school record for points in a bowl game of 52 (2003 Insight Bowl vs. Virginia Tech).

CALIFORNIA	14	21	17	3	-	55
AIR FORCE	7	14	8	7	-	36
			CAL			AIR FORCE
First Downs (Rush-Pass-Pen)			27 (9-16-2)			23 (14-7-2)
Net Yards Rushing (Att-Yards)			34-119			53-285
Passes (Com-Att-Int)			25-37-0			7-15-1
Net Yards Passing			467			149
Total Offense Plays			71			68
Total Offense Yards			586			434

CHEEZ-IT BOWL**DECEMBER 26, 2018**

CALIFORNIA 7
TCU 10

Jonathan Song kicked a 27-yard field goal in overtime after being replaced for a potential winning kick at the end of regulation, lifting TCU to a wild 10-7 victory over California in the Cheez-It Bowl.

TCU had a chance to win it in regulation, sending out Song for a 44-yard field goal. After Cal called a timeout, the Horned Frogs switched kickers and Cole Bunce hooked the kick wide left. TCU intercepted Chase Forrest to open overtime and nearly returned it for a TD.

The Bears and Horned Frogs combined for nine interceptions – most in the bowl's 30-year history by two – including three in five plays of the second quarter. Cal's Jaylenn Hawkins broke a Cheez-It Bowl record with three interceptions, and was named the game's Defensive MVP as a result.

Chase Garbers threw three first-half interceptions before being replaced by Forrest.

In the first quarter, Hawkins garnered his first interception at TCU's 34 and Garbers scored two plays later on a 4-yard run.

Sewo Olonilua had TCU's lone touchdown on a 1-yard run late in the third quarter.

CALIFORNIA	7	0	0	0	0	7
TCU	0	0	7	0	3	10
			CAL			TCU
First Downs (Rush-Pass-Pen)			14 (6-8-0)			16 (14-2-0)
Net Yards Rushing (Att-Yards)			30-100			59-262
Passes (Com-Att-Int)			17-33-5			8-21-4
Net Yards Passing			164			28
Total Offense Plays			63			80
Total Offense Yards			264			290

REDBOX BOWL**DECEMBER 30, 2019**

CALIFORNIA 35
ILLINOIS 20

The Bears used an efficient and balanced offense and limited Illinois to a singular second-half touchdown in a 35-20 shellacking of the Fighting Illini in the 2019 Redbox Bowl at Levi's Stadium. The win gave Cal (8-5) its second eight-win season in the past 10 years and a three-game winning streak to finish the year.

Chase Garbers carved up the Fighting Illini defense, completing passes to nine different receivers and throwing a career-high-tying four touchdown passes while rushing for another. He finished 21-of-31 for 272 yards. Garbers was named the game's offensive MVP while running back Christopher Brown Jr. rushed for 120 yards and caught a 3-yard touchdown pass.

The teams traded scores throughout the first half but the game turned after halftime. Cal held Illinois to a three-and-out on the first possession of the third quarter, including a strip-sack by defensive MVP Zeandae Johnson. The Fighting Illini recovered, but the Bears took over with excellent field position and scored on a seven-play drive that ended with a 2-yard touchdown pass from Garbers to tight end Gavin Reinwald to give Cal a 28-13 lead.

The Bears followed up with a 12-play, 88-yard scoring drive, with Garbers finding Nikko Remigio on a 6-yard scoring pass. Cal led 35-13 with 11:06 to play.

All-American linebacker Evan Weaver finished with a game-high nine tackles to give him 182 for the season, the fifth-highest single-season total in NCAA history.

CALIFORNIA	7	14	7	7	-	35
ILLINOIS	10	3	0	7	-	20
			CAL			ILLINOIS
First Downs (Rush-Pass-Pen)			24 (6-13-5)			24 (8-14-2)
Net Yards Rushing (Att-Yards)			37-123			38-165
Passes (Com-Att-Int)			22-31-0			23-39-1
Net Yards Passing			272			285
Total Offense Plays			68			77
Total Offense Yards			395			450

TEAM BOWL GAME RECORDS

CALIFORNIA

Points:	55 vs. Air Force, 2015 Armed Forces Bowl
First Downs:	28 vs. Iowa, 1993 Alamo Bowl
Rushing Attempts:	55 vs. Iowa, 1993 Alamo Bowl
Rushing Yards:	244 vs. Ohio State, 1921 Rose Bowl
Rushing Touchdowns:	5 vs. Virginia Tech, 2003 Insight Bowl
	5 vs. Texas A&M, 2006 Holiday Bowl
Pass Attempts:	42 vs. Texas Tech, 2004 Holiday Bowl
Pass Completions:	27 vs. Navy, 1996 Aloha Bowl
	27 vs. Virginia Tech, 2003 Insight Bowl
Completion Percentage:	79.2% (19-24) vs. Texas A&M, 2006 Holiday Bowl
Passing Yards:	467 vs. Air Force, 2015 Armed Forces Bowl
Passing Touchdowns:	6 vs. Air Force, 2015 Armed Forces Bowl
Had Intercepted:	5 vs. TCU, 2018 Cheez-It Bowl
Total Offense Plays:	83 vs. Iowa, 1993 Alamo Bowl
Total Offense Yards:	586 vs. Air Force, 2015 Armed Forces Bowl
Fumbles Lost:	4, vs. Texas, 2011 Holiday Bowl
Penalties:	9 vs. Ohio State, 1950 Rose Bowl
	9 vs. BYU, 2005 Las Vegas Bowl
Penalty Yards:	85 vs. BYU, 2005 Las Vegas Bowl
Sacks By:	7.0 vs. Wyoming, 1990 Copper Bowl
Tackles For Loss By:	10.0, vs. Miami, Fla., 2008 Emerald Bowl

OPPONENTS

Points:	49, Virginia Tech, 2003 Insight Bowl
First Downs:	30, Texas Tech, 2004 Holiday Bowl
Rushing Attempts:	67, Ohio State, 1950 Rose Bowl
Rushing Yards:	429, Iowa, 1959 Rose Bowl
Rushing Touchdowns:	6, Navy, 1996 Aloha Bowl
Pass Attempts:	60, Texas Tech, 2004 Holiday Bowl
Pass Completions:	39, Texas Tech, 2004 Holiday Bowl
Completion Percentage:	71.4% (15-21), Michigan, 1951 Rose Bowl
Passing Yards:	520, Texas Tech, 2004 Holiday Bowl
Passing Touchdowns:	4, Virginia Tech, 2003 Insight Bowl
Had Intercepted:	4, TCU, 2018 Cheez-It Bowl
Total Offense Plays:	81, Ohio State, 1950 Rose Bowl
	81, Texas Tech, 2004 Holiday Bowl
Total Offense Yards:	646, Navy, 1996 Aloha Bowl
Fumbles Lost:	5, Georgia Tech, 1929 Rose Bowl
Penalties:	12, BYU, 2005 Las Vegas Bowl
Penalty Yards:	103, BYU, 2005 Las Vegas Bowl
Sacks By:	6.0, Texas, 2011 Holiday Bowl
Tackles For Loss By:	13.0, Texas, 2011 Holiday Bowl

INDIVIDUAL BOWL GAME RECORDS

RUSHING

Attempts:	34, Vic Bottari vs. Alabama, 1938 Rose Bowl
Yards:	194, Marshawn Lynch vs. BYU, 2005 Las Vegas Bowl
Touchdowns:	3, Marshawn Lynch vs. BYU, 2005 Las Vegas Bowl
Longest Rush:	67, Jackie Jensen vs. Northwestern, 1949 Rose Bowl

PASSING

Attempts:	42, Aaron Rodgers vs. Texas Tech, 2004 Holiday Bowl
Completions:	27, Pat Barnes vs. Navy, 1996 Aloha Bowl
	27, Aaron Rodgers vs. Virginia Tech, 2003 Insight Bowl
Yards:	467, Jared Goff vs. Air Force, 2015 Armed Forces Bowl
Touchdowns:	6, Jared Goff vs. Air Force, 2015 Armed Forces Bowl
Interceptions:	3, Bob Celeri vs. Ohio State, 1950 Rose Bowl
Completion Percentage:	84.2% (16-19), Kevin Riley vs. Air Force, 2007 Armed Forces Bowl
Longest Pass:	74, Nate Longshore to Verran Tucker vs. Miami, Fla., 2008 Emerald Bowl

RECEIVING

Receptions:	9, Tony Gonzalez vs. Navy, 1996 Aloha Bowl
	9, Keenan Allen vs. Texas, 2011 Holiday Bowl
Yards:	149, Chase Lyman vs. Virginia Tech, 2003 Insight Bowl
Touchdowns:	3, Kenny Lawler vs. Air Force, 2015 Armed Forces Bowl

SCORING

Points:	18, Marshawn Lynch vs. BYU, 2005 Las Vegas Bowl
	18, Kenny Lawler vs. Air Force, 2015 Armed Forces Bowl
Touchdowns:	3, Marshawn Lynch vs. BYU, 2005 Las Vegas Bowl
	3, Kenny Lawler vs. Air Force, 2015 Armed Forces Bowl
Kicking Points:	13, Doug Brien vs. Iowa, 1993 Alamo Bowl
	13, Doug Brien vs. Clemson, 1992 Citrus Bowl
	13, Matt Anderson, vs. Air Force, 2015 Armed Forces Bowl
Extra Points:	7, Tyler Fredrickson vs. Virginia Tech, 2003 Insight Bowl
	7, Matt Anderson, vs. Air Force, 2015 Armed Forces Bowl
Field Goals:	3, Doug Brien vs. Iowa, 1993 Alamo Bowl
	3, Doug Brien vs. Clemson, 1992 Citrus Bowl
Field Goal Attempts:	3, Doug Brien vs. Iowa, 1993 Alamo Bowl
	3, Doug Brien vs. Clemson, 1992 Citrus Bowl
Longest FG:	47, Giorgio Tavecchio vs. Texas, 2011 Holiday Bowl

PUNTING

Punts:	13, Archie Nesbit vs. Washington & Jefferson, 1922 Rose Bowl
Punting Yards:	516, Archie Nesbit vs. Washington & Jefferson, 1922 Rose Bowl
Punting Average:	52.8, Ryan Longwell vs. Navy, 1996 Aloha Bowl
Longest Punt:	72, Ryan Longwell vs. Navy, 1996 Aloha Bowl

PUNT RETURNS

Returns:	5, Brian Treggs vs. Clemson, 1992 Citrus Bowl
Return Yards:	124, Brian Treggs vs. Clemson, 1992 Citrus Bowl
Longest Return:	72, Brian Treggs vs. Clemson, 1992 Citrus Bowl
Touchdowns:	1, Brian Treggs vs. Clemson, 1992 Citrus Bowl

KICKOFF RETURNS

Returns:	6, Deltha O'Neal vs. Navy, 1996 Aloha Bowl
	6, Isi Sofele vs. Utah, 2009 Poinsettia Bowl
	6, Marshawn Lynch vs. Texas Tech, 2004 Holiday Bowl
Return Yards:	186, Deltha O'Neal vs. Navy, 1996 Aloha Bowl
Longest Return:	100, Deltha O'Neal vs. Navy, 1996 Aloha Bowl
Touchdowns:	1, Deltha O'Neal vs. Navy, 1996 Aloha Bowl (100 yards)

INTERCEPTIONS/PASSES DEFENDED

Interceptions:	3, Jaylinn Hawkins vs. TCU, 2018 Cheez-It Bowl
Interception Return Yards:	61, Jerrott Willard vs. Iowa, 1993 Alamo Bowl
Longest Interception Return:	61, Jerrott Willard vs. Iowa, 1993 Alamo Bowl
Interception Return Touchdowns:	1, Jerrott Willard vs. Iowa, 1993 Alamo Bowl (61 yards)
	1, Eddie Young vs. Utah, 2009 Poinsettia Bowl (31 yards)
Passes Broken Up:	3, Harrison Smith vs. Texas Tech, 2004 Holiday Bowl

FUMBLES

Recoveries:	1, Many times. Last by Kyle Krage vs. Air Force, 2015 Armed Forces Bowl
Return Yards:	7, Cameron Jordan vs. Miami, Fla., 2008 Emerald Bowl
Longest Return:	7, Cameron Jordan vs. Miami, Fla., 2008 Emerald Bowl

TACKLES

Total Tackles:	15, Greg Bracelin vs. Temple, 1979 Garden State Bowl
Tackles for Loss:	4.0, Jerrott Willard vs. Iowa, 1993 Alamo Bowl
	4.0, Zack Follett vs. Miami, Fla., 2008 Emerald Bowl
	4.0, Kyle Krage vs. Air Force, 2015 Armed Forces Bowl
Sacks:	2.0, Many times. Last by Zack Follett vs. Miami, Fla., 2008 Emerald Bowl



NATIONAL HONORS

CFPA ELITE PERFORMERS

2009 Jahvid Best, RB
2011 Bryan Anger, P

FOOTBALLSCOOP LINEBACKERS COACHES OF THE YEAR

2019 Tim DeRuyter, Peter Sirmon

LOTT IMPACT TROPHY

DEFENSIVE IMPACT PLAYER OF THE YEAR

2006 Daymeion Hughes, DB

NCAA POSTGRADUATE SCHOLARSHIP WINNERS

1966 William Krum
1967 John Schmidt
1968 Robert Crittenden
1970 James Calkins
1971 Robert Richards
1983 Harvey Salem
1994 Doug Brien

NFF NATIONAL SCHOLAR ATHLETE

1959 Donald Pat Newell
1995 Je'Rod Cherry
2008 Alex Mack, C
2010 Mike Mohamed, LB

POP WARNER COLLEGE FOOTBALL AWARD

2021 Elijah Hicks

RANDY MOSS AWARD

NATION'S TOP KICK/PUNT RETURNER

2006 DeSean Jackson, RET

RIVALS RECRUITER OF THE YEAR

2009 Tosh Lupoi, Defensive Line Coach

WILLIAM V. CAMPBELL TROPHY

ACADEMIC HEISMAN

2008 Alex Mack, C

ALL-AMERICANS (FIRST-TEAM ONLY)

1921	Brick Muller, E	WC
1922	Brick Muller, E	WC
1924	Babe Horrell, C	WC
1928	Irv Phillips, E	A-A B, NANA, NYS, UPI
1929	Roy Riegels, C	AP, CP
	Bert Schwarz, G	AP, NYS
1930	Ted Beckett, G	A-A B, GR, SFC
1931	Rusty Gill, HB	AFP, NYS
1934	Arleigh Williams, HB	INS
1935	Lawrence Lutz, T	A-A B, AP, NANA
1936	Bob Herwig, C	AFCA, UN, UPI
1937	Sam Chapman, HB	A-A B, AP, GR, INS, NYS, UPI
	Bob Herwig, C	COL, NYS
	John Meek, QB	A-A B
	Perry Schwartz, E	INS, UPI
	Vard Stockton, G	
1938	Vic Bottari, HB	A-A B, CP, GR, INS, ISWA, HW, NW
1940	Bob Reinhard, T	GR
1941	Bob Reinhard, T	GR
1947	Rod Franz, G	A-A B, AFCA, GR
1948	Rod Franz, G	AP, NYS
	Jackie Jensen, FB	A-A B, GR, INS, NEA, NYDN
	Jim Turner, T	INS
1949	Bob Celeri, QB	FD
	Rod Franz, G	AP, INS, LOOK, NYS, UPI
	Forrest Klein, G	NEA
	Jim Turner, T	INS
1950	Jim Monachino, RB	LOOK
	Les Richter, G	AP, INS, LOOK, SN, UPI
	Carl Van Heuit, DB	HAF, LOOK
1951	Les Richter, G	AP, INS, LOOK, SN, UPI
1952	John Olszewski, HB	INS, NEA, FC
1953	Matt Hazeltine, C	INS, NBC, LOOK
1954	Matt Hazeltine, C	INS
	Paul Larson, QB	FW, FN, LOOK
	Sam Williams, QB	Academic
1958	Joe Kapp, QB	FW, TIME
1964	Craig Morton, QB	AFCA, FN, FW, NEA, SN
1968	Ed White, NG	AFCA, AP, FW
1971	Sherman White, DT	AP, FW, NEA, SN, UPI
1974	Steve Bartkowski, QB	Consensus
	Chris Mackie, OG	FW
	Chuck Muncie, RB	Consensus
	Steve Rivera, WR	Consensus
1976	Ted Albrecht, OT	AP
	Joe Roth, QB	SN
1982	Harvey Salem, OT	SN
	David Lewis, TE	GNS
1983	Ron Rivera, LB	Consensus
1987	Scott Tabor, P	SN
1989	Robbie Keen, P	AFCA
1991	Troy Auzenne, OT	AFCA
	Russell White, RB	FW, WC
1992	Sean Dawkins, WR	Consensus
1993	Todd Steussie, OT	AFCA
1995	Duane Clemons, LB	FN
	Regan Upshaw, DE	PFW
1996	Tony Gonzalez, TE	FN, SN
1997	Bobby Shaw, WR	SN
1999	Deltha O'Neal, CB/RET	Consensus
2000	Andre Carter, DE	Consensus
	Nick Harris, P	Consensus
2004	J.J. Arrington, TB	Consensus
	Marvin Philip, C	SI
	Ryan Riddle, DE	SI, SN
2006	Daymeion Hughes, CB	Consensus
	DeSean Jackson, PR	Consensus
	Marshawn Lynch, RB	FW
2007	DeSean Jackson, WR	AFCA
	Alex Mack, C	SN
2008	Alex Mack, C	R
2019	Evan Weaver, ILB	Consensus

ALL-AMERICANS LEGEND

A-A B	All-America Board	LOOK	Look Magazine
AFCA	American Football Coaches Association	NANA	National American Newspaper Alliance
AFP	American Football Players	NBC	National Broadcasting Company
AP	Associated Press	NEA	Newspaper Enterprises Association
COL	Colliers	NYDN	New York Daily News
CP	Central Press	NYS	New York Sun
FD	Football Digest	NW	Newsweek Magazine
FN	Football News	PFW	Pro Football Weekly
FW	Football Writers	R	Rivals
GNS	Gannett News Service	SI	Sports Illustrated
GR	Grantland Rice	SFC	San Francisco Chronicle
HAF	Helms Athletic Foundation	SN	Sporting News
HW	Hearst Writers	TIME	Time Magazine
INS	International News Service	UPI	United Press International
ISWA	Intercollegiate Sports Writers Association	WC	Walter Camp

CONFERENCE/REGIONAL HONORS

PAC-10 COACH OF THE YEAR

1982	Joe Kapp
1990	Bruce Snyder
2002	Jeff Tedford
2004	Jeff Tedford

PAC-10/12 PLAYER OF THE YEAR

1975	Chuck Muncie
1983	Ron Rivera (Co-Def.)
1991	Mike Pawlawski (Co-Off.)
1999	Deltha O'Neal (Def.)
2006	Daymeion Hughes (Def.) Marshawn Lynch (Off.)
2011	Mychal Kendricks (Def.)
2019	Evan Weaver (Def.)

PAC-10/12 SCHOLAR-ATHLETE OF THE YEAR

2008	Alex Mack
2010	Mike Mohamed
2017	Matt Anderson
2020	Michael Saffell

MORRIS TROPHY

OUTSTANDING PAC-10 LINEMAN

1993	Todd Steussie (Offense)
2000	Andre Carter (Defense)
2005	Ryan O'Callaghan (Offense)
2007	Alex Mack (Offense)
2008	Alex Mack (Offense)

POP WARNER TROPHY

TOP SENIOR ON WEST COAST

1958	Joe Kapp
1964	Craig Morton
1975	Chuck Muncie
1983	Ron Rivera
1999	Deltha O'Neal
2004	J.J. Arrington

ALL-CONFERENCE

(FIRST-TEAM AND CONFERENCE COACHES ONLY)

1927	Fred Coltrin, T Irv Phillips, E
1928	Stephen Bancroft, T Ben Lom, HB Irv Phillips, E
1929	Ben Lom, HB Robert Norton, E Roy Riegels, C Bert Schwarz, G
1930	Ted Beckett, G
1931	Rusty Gill, HB Ralph Stone, E
1932	Hank Schaldach, HB
1933	Larry Lutz, T
1934	Arleigh Williams, HB
1935	Floyd Blower, HB Jack Brittingham, E Bob Herwig, C Larry Lutz, T
1936	Bob Herwig, C
1937	Vic Bottari, HB Sam Chapman, HB Bob Herwig, C John Meek, QB Perry Schwartz, E Vard Stockton, G
1938	Dave Anderson, FB Vic Bottari, HB Dave De Varona, T Willard Dolman, E
1939	Lee Artoe, T
1940	Bob Reinhard, T
1941	Bob Reinhard, T
1942	John Ferguson, E
1943	Art Honneger, HB
1944	Williams Hachten, G Roger Harding, C
1945	Wendell Beard, T
1947	Rod Franz, G John Graves, FB
1948	Jon Baker, LB Rod Franz, G Jack Jensen, FB Jack Swamer, HB Jim Turner, T Frank Van Deren, E
1949	Bob Celeri, QB Jim Cullom, T Rod Franz, G Jim Turner, T
1950	Ed Bartlett, DE Bob Karpe, T Jim Minahen, E Jim Monachino, HB Les Richter, C Pete Schabarum, FB Carl Van Heuit, DB
1951	Bob Karpe, T Charles Harris, C Dick Lemmon, DB Les Richter, C
1952	John Olszewski, FB
1953	Matt Hazeltine, C
1954	Jim Hanifan, E Paul Larson, QB Matt Hazeltine, C
1956	Don Gilkey, G

1958	Jack Hart, HB Joe Kapp, QB
1959	Frank Sally, T
1960	George Pierovich, FB
1964	Stan Dzura, DT Craig Morton, QB Jack Schraub, SE
1965	John Garamendi, OG
1966	Wayne Stewart, DB
1967	Mike McCaffrey, DE
1968	Mike McCaffrey, DE Wayne Stewart, SE Ed White, DT Ken Wiedemann, DB
1969	Irby Augustine, DE Bob Richards, OT Phil Croyle, DT Bob Richards, OT Sherman White, DT Ray Youngblood, DB
1971	Steve Sweeney, FL Sherman White, DT Ray Youngblood, DB
1972	Bob Kampa, DT Steve Sweeney, FL
1974	Steve Bartkowski, QB Chuck Muncie, RB Steve Rivera, WR
1975	Ted Albrecht, OT Chuck Muncie, RB Steve Rivera, WR
1976	Ted Albrecht, OT Jim Breech, K Duane Williams, C
1977	Jim Breech, K Ralph DeLoach, DL George Freitas, TE
1980	Rich Dixon, LB
1981	Harvey Salem, OT
1982	Harvey Salem, OT
1983	Ron Rivera, LB
1985	Keith Kartz, OT Hardy Nickerson, LB
1987	Ken Harvey, LB Scott Tabor, P
1988	Robbie Keen, PK/P
1989	David Ortega, LB
1990	Russell White, RB
1991	Troy Auzenne, OT Doug Brien, PK Mike Pawlawski, QB Russell White, RB
1992	Chidi Ahanotu, DT Sean Dawkins, WR Todd Steussie, OT
1993	Eric Mahlum, C Todd Steussie, OT Jerrrott Willard, LB Eric Zomalt, S
1994	Jerrrott Willard, LB
1995	Duane Clemons, LB Regan Upshaw, DL
1996	Tarik Glenn, OT Tony Gonzalez, TE Ryan Longwell, P/PK Bobby Shaw, WR
1997	John McLaughlin, ST Bobby Shaw, WR

1998	Dameane Douglas, WR John McLaughlin, ST Sekou Sanyika, OLB John Welbourn, OT
1999	Andre Carter, DE Nick Harris, P Deltha O'Neal, CB/RET Sekou Sanyika, LB Jacob Waasdorp, DT
2000	Andre Carter, DE Nick Harris, P
2002	Tully Banta-Cain, DE LaShaun Ward, KOR
2003	Adimchinobe Echemandu, TB Donnie McCleskey, ROV Mark Wilson, OT
2004	J.J. Arrington, TB Matt Giordano, S Wendell Hunter, LB Geoff McArthur, WR Ryan O'Callaghan, OL Marvin Philip, C Ryan Riddle, DE Aaron Rodgers, QB
2005	Daymeion Hughes, DB Brandon Mebane, DL Ryan O'Callaghan, OL Marvin Philip, C
2006	Desmond Bishop, LB Daymeion Hughes, CB DeSean Jackson, WR/PR Marshawn Lynch, RB Alex Mack, OL Brandon Mebane, DT
2007	Jahvid Best, ST Justin Forsett, RB Alex Mack, OL
2008	Jahvid Best, RB Zack Follett, LB Alex Mack, OL Syd'Quan Thompson, DB
2009	Tyson Alualu, DT Bryan Anger, P Mike Mohamed, LB Mike Tepper, OT Syd'Quan Thompson, DB
2010	Bryan Anger, P Chris Conte, DB Cameron Jordan, DL
2011	Keenan Allen, WR Bryan Anger, P Mychal Kendricks, LB Mitchell Schwartz, OL
2012	Vincenzo D'Amato, PK Brian Schwenke, OL
2015	Jared Goff, QB Kenny Lawler, WR
2018	Jordan Kunaszzyk, LB
2019	Evan Weaver, LB
2020	Camryn Bynum, DB
2021	Elijah Hicks, DB
2022	Jackson Sironon, LB

Note: All-Coast prior to 1947

ACADEMIC HONORS

PAC-12 ALL-ACADEMIC TEAM/

PAC-12 ACADEMIC HONOR ROLL (All-Academic Team 1980-2008; Academic Honor Roll 2019 – Current)

1980	Harvey Salem	First Team								
	Kirk Karacozoff	First Team								
1981	Harvey Salem	First Team								
	Dan Wetherell	First Team								
1982	Harvey Salem	First Team								
	Tim Lucas	First Team								
1983	Mark Funderburk	First Team								
	Paul Najarian	First Team								
1984	Mark Stephens	First Team								
1986	James Devers	First Team								
	John Geringer	First Team								
	Kevin Brown	HM								
	Kevin Cushing	HM								
	Pat McDonald	HM								
	Rick Santos	HM								
1987	Michael Smith	First Team								
1988	David Zawatson	First Team								
	Majett Whiteside	First Team								
	Steve Hendrickson	HM								
	Todd Powers	HM								
	Michael Smith	HM								
1989	Michael Smith	First Team								
	Rhet Hall	First Team								
	Chidi Ahanotu	HM								
	Brad Edgar	HM								
	Ron Flores	HM								
	Chris Westerman	HM								
	Brent Woodall	HM								
1990	Brent Woodall	First Team								
1991	Brent Woodall	First Team								
	Mike Caldwell	HM								
1992	Mike Caldwell	First Team								
	Doug Brien	First Team								
	Tim Manning	HM								
	Chris Noonan	HM								
	Brian Thure	HM								
1993	Mike Caldwell	First Team								
	Doug Brien	First Team								
	Davin Binn	HM								
	Je'Rod Cherry	HM								
	Kevin Cunningham	HM								
	Jef Everhart	HM								
	Marshall Foran	HM								
	Ziv Gottlieb	HM								
	Tim Manning	HM								
	Brian Thure	HM								
	Iheanyi Uwaezuoke	HM								
1994	Brian Thure	First Team								
	Je'Rod Cherry	First Team								
	Kevin Cunningham	HM								
	Marshall Foran	HM								
	Regan Upshaw	HM								
	Iheanyi Uwaezuoke	HM								
1995	Brandon Whiting	First Team								
	Je'Rod Cherry	First Team								
	Chris Easley	HM								
	Marlon McWilson	HM								
	Josh Trowbridge	HM								
	Justin Williams	HM								
1996	Yauger Williams	HM								
	Brandon Whiting	First Team								
	Jerry DeLoach	HM								
	Chris Easley	HM								
	Josh Trowbridge	HM								
	Yauger Williams	HM								
1997	Yauger Williams	First Team								
	Brandon Whiting	First Team								
	Chris Easley	First Team								
	Kato Serwanga	First Team								
	Tate McCallister	HM								
	Drake Parker	HM								
	Ryan Tollner	HM								
	Josh Trowbridge	HM								
1998	Joel Young	First Team								
	Don Smith	First Team								
	Scott Fujita	HM								
	A.J. Kunkle	HM								
	Tate McCallister	HM								
	Josh Trowbridge	HM								
	John Welbourn	HM								
	Tim Wolleck	HM								
1999	Joel Young	First Team								
	Yauger Williams	First Team								
	Scott Fujita	HM								
	Juan Jimenez	HM								
	John Klotsche	HM								
2000	Joe Igber	First Team								
	Daniel Nwangwu	First Team								
	Scott Fujita	First Team								
	David Watts	First Team								
	Nolan Bluntzer	HM								
	Kyler Boller	HM								
	Tyler Fredrickson	HM								
	Nick Harris	HM								
	Juan Jimenez	HM								
	John Klotsche	HM								
	James Smith	HM								
	Jason Smith	HM								
	Ryan Stanger	HM								
	Tom Swoboda	HM								
	Bert Watts	HM								
	Brian White	HM								
2001	Thomas Swoboda	First Team								
	Ryan Jones	First Team								
	Scott Fujita	First Team								
	Ryan Stanger	Second Team								
	Christopher Murphy	Second Team								
	John Klotsche	Second Team								
	James Bethea	Second Team								
	Jon Bensley	HM								
	Nolan Bluntzer	HM								
	Kyle Boller	HM								
	Tyler Fredrickson	HM								
	Mark Jensen	HM								
	Derek Joyce	HM								
	Chase Lyman	HM								
	Paul Ugenti	HM								
2002	Tom Swoboda	First Team								
	Ryan Jones	First Team								
	Christopher Murphy	First Team								
	Kristian Erickson	First Team								
	Mark Jensen	First Team								
	Tyler Fredrickson	First Team								
	Kyle Boller	Second Team								
	Chris Manderino	Second Team								
	Jonathan Geisel	Second Team								
	Tom Sverchek	Second Team								
	Paul Ugenti	Second Team								
	Mike McGrath	HM								
	Brian Tremblay	HM								
2003	Jonathan Giesel	First Team								
	Chris Murphy	First Team								
	Monte Parson	First Team								
	Michael McGrath	First Team								
	Tyler Fredrickson	First Team								
	Nolan Bluntzer	Second Team								
	Derek Joyce	Second Team								
	Thomas Sverchek	Second Team								
	Brian Tremblay	Second Team								
	Ryan Foltz	Second Team								
	Matthew Currin	HM								
	Bryan Storer	HM								
2004	Jonathan Giesel	First Team								
	Derek Joyce	First Team								
	Tom Sverchek	First Team								
	Ryan Foltz	First Team								
	Michael McGrath	First Team								
	Aaron Rodgers	Second Team								
	Bryan Storer	Second Team								
	Brian Tremblay	Second Team								
	Jason Honey	Second Team								
	J.D. Cafaro	HM								
	L.P. Ladouceur	HM								
	Tim Mixon	HM								
	Jonathan Murphy	HM								
	Erik Robertson	HM								
	Scott Smith	HM								
	Craig Stevens	HM								
2005	Ryan Foltz	First Team								
	David Lonie	First Team								
	Bryan Storer	Second Team								
	Tosh Lupoi	Second Team								
	Alex Mack	HM								
	Jonathan Murphy	HM								
	Erik Robertson	HM								
	Scott Smith	HM								
	Cedric Dozier	HM								
	Cole Leininger	HM								
	Bryce Treggs	HM								
2006	Bryon Storer	First Team								
	Randolph Bundy	First Team								
	Alex Mack	Second Team								
	John Allen	Second Team								
	Greg Van Hoesen	Second Team								



- 2021 Jared Staub
Evan Tattersall
JH Tevis
Craig Woodson
Isaiah Young
Justin Richard Baker
Hunter Barth
Christopher Brooks
Akili Calhoun
Matthew Cindric
Ben Coleman
Grant Daley
Valentino Daltoso
Josh Drayden
Brian Driscoll
Colin Hamilton
Jeremiah Hunter
Zach Johnson
Nick Lopez
Mason Mangum
Evan McLurkin
Tyson McWilliams
Collin Moore
Sami Nazzal
Gunnar Rask
Jaedon Roberts
Brayden Rohme
Robby Rowell
Ethan Saunders
Jamieson Sheahan
Kyle Smith
Ashton Stredick
Jermaine Terry II
JH Tevis
Craig Woodson
Isaiah Young
- 2022 Mavin Anderson
Justin Richard Baker
Hunter Barth
Ben Coleman
Brian Driscoll
Colin Hamilton
Brett Johnson
Zach Johnson
Nick Lopez
Mason Mangum
Evan McLurkin
Tyson McWilliams
Kai Millner
Jaydn Ott
Jaedon Roberts
Chris Rogers
Brayden Rohme
Kyle Smith
Ashton Stredick
J.Michael Sturdivant
Craig Woodson
Isaiah Young

**NFF HAMPSHIRE
HONOR SOCIETY**

- 2007 John Allen
Greg Van Hoesen
- 2008 Alex Mack
Will Ta'ufu'ou
Zach Smith
- 2009 Mike Boskovich
- 2010 Mike Mohamed
- 2011 Ernest Owusu
Mitchell Schwartz
Giorgio Tavecchio
- 2012 Matt Summers-Gavin
- 2013 Ted Agu (Posthumous)
Mitch Bartolo
- 2014 Chris Adcock
Cormac Craigie
James Langford
- 2015 Todd Barr
Cody Bickham
- 2017 Matt Anderson
J.D. Hinnant
Tony Mekari
Chas Peterson
Luke Rubenzer

- 2018 Jake Ashton
Ian Bunting
Patrick Laird
Maurice Ways
 - 2019 Steven Coutts
Ben Hawk Schrider
Greg Thomas
 - 2020 Jake Curhan
Drew Schlegel
 - 2021 Elijah Hicks
Matt Horwitz
Colin Moore
Sami Nazzal
 - 2022* Matthew Cindric
Ben Coleman
Brian Driscoll
Odua Isibor
Brett Johnson
Zach Johnson
Dario Longhetto
Nick Lopez
Spencer Lovell
Mason Mangum
Jack Plummer
Gunnar Rask
Chris Rogers
Brayden Rohme
Jamieson Sheahan
Kyle Smith
Craig Woodson
Monroe Young
- *FBS-leading 18 selecitons*



ALL-TIME LETTERWINNERS

A

Abbes III, Christopher	2020, 21
Abd Allah, Fahim	2005
Abrams, Charles J.	1911, 13
Abreu, Dennis	1962, 63, 64
Acker, Joseph	1969, 70, 71
Acree, Dennis	1969, 70
Adams, Kenneth	1969, 70
Aeschliman, Shawn	1989, 91
Adcock, Chris	2011, 12, 13, 14
Adolphus, Harry	2015
Agler, Harry	1942, 47
Agness, Neil	1970, 71
Agnew, William	1945
Agorastos, Manny	1956
Agu, Ted	2012, 13
Aguilar, Ender	2020, 21, 22
Ahanotu, Chidi	1989, 90, 91, 92
Ahr, Mike	1979, 80, 81, 82
Aigamaua, Solomona	2010
Akbar, Jihad	1994, 95
Akeo, Ladd	1982
Alaman, Don	1976, 77
Albert, Antoine	2015
Albertson, William B.	1900, 01, 02
Albrecht, Ted	1974, 75, 76
Alcott, Paul	1991
Alexander, Don	1971
Alexander, Lorenzo	2001, 02, 03, 04
Alfieri, Andy	2020, 21, 22
Alftin, Nick	2019, 20, 21, 22
Alford, Ray M.	1917
Allen, Chester A.	1909, 10, 11, 12
Allen, John	1987
Allen, John	2005, 06, 07
Allen, Keenan	2010, 11, 12
Allensworth, Darius	2014, 15, 16, 17
Alualu, Tyson	2006, 07, 08, 09
Amadi, Charles	2007, 08, 09
Amajoyi, Obi	2002, 03
Ambrose, Roy	1983, 84
Amling, Raymond	1939, 40
Amling, Wallace	1946
Andersen, Lance	1972
Andersen, Steve	1986, 1988
Anderson, Ahmad	1979, 80, 81, 82
Anderson, Andy	1970
Anderson, Arthur	1940
Anderson, C.J.	2011, 12
Anderson, David A.	1934, 35
Anderson, David L.	1936, 37, 38
Anderson, Don	1964, 65, 66
Anderson, Edwin M.	1944
Anderson, Eric	1977, 78, 79
Anderson, Frank M.	1896
Anderson, Fred	1937, 38
Anderson, Jacob	2016, 17
Anderson, Jim	1961, 62, 63
Anderson, Matt	2015, 16, 17
Anderson, Mavin	2022
Anderson, Mike	1984, 85
Anderson, Ned	1967
Anderson, Rick	1978
Anderson, Stephen	2012, 13, 14, 15
Andrew, Paul	1950, 51, 52
Angelillo, Zach	2020
Anger, Bryan	2008, 09, 10, 11
Anoa'i, Hamilton	2014, 15, 16, 17
Anthony, Mark	2009, 10, 11, 12
Antzoulatos, Blake	2020, 22
Anusiem, Chigozie	2019, 20, 21
Archer, William	1934, 35, 36
Arkley, William	1896
Armendariz, Gus	1946
Armstrong, Bill	1971, 72
Arner, Brock	1966
Arnold, Charon	2000, 01
Arnold, Pat	1985, 86, 87
Arnold, Walt	1958, 59, 60
Arrillaga, Gabe	1957
Arrington, J.J.	2003, 04
Arthur, Julian	2005, 06, 07
Artoe, Lee	1939
Asbell, Rick	1993
Aschenbrenner, Rick	1966
Ashley, Harold H.	1909, 10
Ashton, Jake	2017, 18
Asomugha, Nnamdi	1999, 2000, 01, 02
Astromoff, Nick	1983, 84, 85
Athearn, Fred W.	1898, 99
Augustine, Irby	1967, 68, 69
Austin, Jack	2014, 15, 16
Auzenne, Troy	1988, 89, 90, 91
Avery, H.S.	1896
Avery, Lewis	1943
Avery, Russell	1928, 29, 30
Ayer, Bill	1990, 91, 92, 93
Ayoob, Joe	2005, 06

B

Bachman, Forrest	1946
Backstrom, Bill	1971
Baeta, Mike	1994, 96
Baggett, Matthew A., Jr.	1962
Bagley, Bob	1950, 51
Bagnall, Rick	1988, 89
Baham, Robert L.	1951
Baker, Justin Richard	2021, 22
Bailey, Brian	1977, 78, 79, 80
Bailey, Jack	1945
Bailey, Mark	1973, 74
Bailey, Rick	1974
Bailey, Tim	1979, 80, 81, 83
Baker, Jon	1944, 46, 47, 48
Baldwin, Maurice	1931, 32
Baldwin, Paul	1949
Ball, Chris	2000, 01
Balliett, Larry	1960, 61, 62
Bancroft, Steven G.	1926, 27, 28
Bankhead, Greyson	2017
Banta-Cain, Tully	1999, 2000, 01, 02
Barber, Wolf	1991, 92
Barbero, Ed	1984, 85
Bark, Andy	1982, 83
Barnes, Jeff	1975, 76
Barnes, John W.	1897
Barnes, Pat	1993, 94, 95, 96
Barnes, Stanley	1918, 19, 20, 21
Barnes, Theodore L.	1898
Barnett, Edward	1943, 44
Barnicott, John W.	1907, 08
Barr, Dave	1992, 93, 94
Barr, Stanley L.	1927, 28, 29
Barr, Todd	2012, 13, 14, 15
Barsala, Mick	1991, 92
Barsochini, Robert	1943
Barsotti, Gael	1959, 60
Barth, Hunter	2022
Bartkowski, Steve	1972, 73, 74
Bartlett, Ed	1949, 50, 51
Bartlett, Robert	1929

Bartolo, Mitchel	2013
Barton, Michael	2013, 14, 15
Bateman, Dave	1972, 73, 74
Bates, Henry	1917
Bates, Steve	1958, 59, 60
Bates, Tom	1958, 59, 60
Baxter, Jim	1953
Bazakas, Henry	2017, 19
Baze, Ross B.	1926
Beagle, Gregg	1979, 80, 81, 82
Beal, Bob	1950, 51, 52
Beam, Stewart N.	1922, 23
Beard, Wendell	1945
Beasley, John	1964, 65, 66
Bebelara, John	1960
Beck, Matt	1996, 97, 98, 99
Beck, Traveon	2016, 17, 18, 19
Becker, Jeremy	1993, 94, 95, 96
Becker, Norm	1955, 56
Becker, Rusty	2016, 17
Beckett, Theodore	1928, 29, 30
Beckham, Josh	2000, 01, 02, 03
Bedford, Brian	1984, 85, 86, 87
Beebe, Mike	1990, 92
Beede, Frank	1993, 94
Beedy, J. Crosby	1934
Beegun, Eric	2002, 04, 05, 06
Begovich, Dan	1949
Beito, Noah	2015, 16
Bell, Albert	1906, 07
Bell, Charles R.	1916
Bell, William M.	1922
Belli, John	1987, 88, 89, 90
Bemoll, Kevin	2008, 09
Bender, Allan	1951, 52
Bender, Ralph W.	1899
Bender, William L.	1915
Benjamin, Na'il	1993, 94, 95, 96
Bennett, Harlo	1936
Bennett, Kamryn	2015, 16, 17, 18
Bennett, Rick	1966
Bensley, Jon	2001
Benson, Jim	1982
Bequette, Luc	2017, 18, 19, 21
Berkey, Robert A.	1920, 21, 22
Bernard, Ken	1984
Berry, Dan	1965, 66
Bertoli, Charles	1934
Besana, Fred	1975, 76
Best, Arthur Le Roy	1923
Best, Jahvid	2007, 08, 09
Best, Sam	1975, 76
Bethea, James	2000, 01, 02, 03
Bican, Nickolas L.	1930
Biedermann, Leo	1975, 76, 77
Bigelow, Brendan	2011, 12, 13
Bimage, Marqez	2021
Bimson, Rob	1985, 86, 87, 88
Binggeli, Ernie	1976, 77
Binkley, Jack	1953
Binn, David	1990, 91, 92, 93
Binswanger, Anthony	2004
Birdsall, Ernest S.	1896
Bishop, Desmond	2005, 06
Bishop, Devin	2008, 09
Blackmon, Allen	1977, 78, 79
Blackwell, Todd	1992, 93
Blakeney, Jim	1962, 63, 64
Blanchfield, Tom	1962, 63, 64
Blay-Miezah, Francis	2003, 04
Blewett, Richard E.	1925, 26
Blewett, William F.	1923
Blower, Floyd	1933, 34, 35, 36
Bluntzer, Nolan	2000, 01, 03
Boateng, Nyan	2008, 09
Bock, Lauren	1960, 61
Boehm, Kyle	2013
Boensch, Fred	1943
Bogardus, Darrell J.	1913, 14
Bohlke, Russ	1948
Boller, Kyle	1999, 2000, 01, 02
Boone, William	1932, 33, 34
Booth, Issac	1992, 93
Booth, Rick	1974
Boothe, D. Power	1904
Bordonaro, Sebastian	1954
Borghi, Henry	1944, 46, 47, 48
Borgia, Gerald	1967, 68, 69
Bornstein, Jeff	1975
Borraro, Chris	2013, 14, 15, 16
Bosche, Parker	2020, 21
Boskovich, Mark	2007, 08, 09
Bostock, Ross	2011, 12
Bottari, Vic	1936, 37, 38
Boucher, David	1919
Bouza, Jackson	2011, 12, 13
Bouza, Matt	1978, 79, 80
Bowers, Brad	1991, 92, 93, 94
Bowers, Ross	2016, 17
Boynton, William H.	1904
Bracelin, Greg	1976, 77, 79
Brache, Ignacio	1997, 98, 99
Bradley, Jerry	1964, 65, 66
Brady, Jim	1968, 69, 70
Brady, Michael	1980, 81, 82
Brady, Patrick	1980, 81, 82
Brale, Harold H.	1900
Brandon, Eric	1995, 96, 97, 98
Brandt, Ed	1953, 54, 55
Brandt, Fred	1943
Brant, David O.	1911, 13
Brazil, Jim	1976, 77
Brazill, Nat	1955, 56
Brazinski, Mark	2010, 11, 12, 13
Breakenridge, Harold R.	1926, 28
Breech, Jim	1974, 75, 76, 77
Breedon, Jack	1937, 38
Breidenthal, John	1978, 79, 80
Bridgford, Allen	2011, 12
Brien, Doug	1991, 92, 93
Briner, Andy	2003
Brittingham, Jack	1933, 34, 35
Brittingham, Robert	1933, 34, 35
Bronk, Barry	1966, 67
Brooks, Bob	1952
Brooks, Christopher	2018, 19, 20, 21
Brooks, DeCarlos	2020, 21, 22
Brooks, Fred T.	1914, 15, 16, 19
Brooks, Gerald, I.	1954
Brooks, Jesse	2006, 07, 08, 09
Broussard, Nathan	2012, 15
Brown, Caleb	1994, 96, 97, 98
Brown, Darryl	1990, 91
Brown, Derron	2015, 17
Brown, Donald	1944
Brown, Gavin	1995
Brown, Gerran	2017
Brown, Kenny	1986, 87
Brown, Kevin	1983, 84, 85, 86
Brown, Mike	1965, 66
Brown, Myron M.	1924, 25
Brown, Robert L.	1917

ALL-TIME LETTERWINNERS

Brown, Tom	1962, 63, 65	Carter, David	1981, 82, 83, 85	Coombs, Malcolm	1931	Davis, Antione	2013
Browner, Keith	2008, 09, 10	Carter, Jerome	1970, 71	Cooper, Bill	1958	Davis, Ashtyn	2016, 17, 18, 19
Brumsey, Larry	1971	Carvajal, Rudy	1961, 62, 63	Cooper, Joe	1978, 81, 82	Davis, David	2014, 15
Brunk, Frank	1947, 48, 49	Casey, Mike	1953	Coprich, Jeffrey	2013, 15	Davis, Michael	1990, 91, 92, 93
Budelman, Herman D.	1906, 07, 08	Casner, Al	1989, 90, 92	Cornell, George	1936, 38	Davis, Rashawn	1997
Bunting, Ian	2018	Cass, Harold P.	1919	Cornish, Henry L.	1898, 99	Davis, Rulon	2006, 07, 08
Buestad, Bud	1945	Castelhun, Paul	1900	Correia, Ricky	2020, 21, 22	Davis, Ryan	2010, 11
Bugbee, Dennis	1967	Castignani, Joe	2016	Costanzo, Michael	2008, 09, 10	Davis, Trevor	2014, 15
Buggs, Michael	1978, 79, 80	Castle, James S.	1935	Cotton, Charles	1933, 34, 35	Davison III, Raymond	2014, 15, 16, 17
Bullard, Sean	1993, 94, 95, 96	Castro, Augustus	1930, 31	Cotton, Kenneth	1935, 36, 37	Dawkins, Sean	1990, 91, 92
Bundy, Randy	2003, 04, 05, 06	Cattouse, Sean	2008, 09, 10, 11	Couper, Frank C.	1925	Day, Dick	1951, 53
Burch, Todd	1984	Celeri, Robert	1944, 47, 48, 49	Coutts, Steven	2018, 19	Dean, Calvin J.	1920, 21, 22
Burke, Tom	1961	Cerf, Cedric S.	1906, 07, 08	Covarrubias, Jesse	1979, 80	DeBoskie-Johnson, Covaughn	2009, 10, 11
Burns, Samuel	1972	Cernius, Bob	1989	Cox, Donald	1948	DeBruin, Jaylon	2003, 04
Burnside, David	1995, 96, 97	Cezario, Michael A.	1962	Cox, Howard V.	1926	DeCoud, Thomas	2004, 05, 06, 07
Burrell, Nate	2022	Chambers, Roland	1945, 46	Cox, James	1943	Decoudres, Charles	1942
Burress, Jim	1959, 60, 61	Champion, Jerome	1967, 68, 69	Cox, Stanley	1940, 41	Deeds, Karl S.	1918, 19, 20
Burrows, Bruce	1968	Chapman, Darnell	1977, 78, 79	Cox, Stewart	1941	Deemer, Bryan	2005, 06
Bush, Franklin W., Jr.	1905	Chapman, Lindsey	1991, 92, 93	Craig, John W.	1896, 98	Degnan, George	1931
Butler, DeJuan	2022	Chapman, Samuel	1935, 36, 37	Craig, V.H.	1897	DeJong, Raymond	1947, 48, 49
Butler, James B.	1906, 08	Cheadle, Justin	2008, 09, 10, 11	Craig, Will	2018, 20, 21	De La Cruz, Tino	1981
Butler, Ralph H.	1909	Cheek, Trey	2014	Crane, Markey	1976, 77	De La Puente, Brian	2005, 06, 07
Bynum, Camryn	2017, 18, 19, 20	Cherry, Gabe	2019	Crane, Percy L.	1913	DeLapp, Geoff	1969, 70, 71
Byrd, Emerson	1958	Cherry, Jamaal	1998, 99, 2001, 02	Cranmer, Lee D.	1919, 20, 21	Delgado, Vincent	1984, 85, 86, 88
Bystrom, Gary	1963	Cherry, Je'Rod	1992, 93, 94, 95	Crawford, Kekoa	2019, 20, 21	Del Giorgio, Seldon	1930
		Cherry, Jim	1955, 56	Cribb, Zane	2020	DeLoach, Jerry	1996, 97, 98, 99
		Cherry, William	1986	Cristol, Brian	2005	DeLoach, Ralph	1976, 77, 78
C		Chiappone, Bob	1957	Crittenden, Bob	1965, 66, 67	Del Prado, Josh	1996, 97
Cacciari, Steve	1980, 81, 83	Chick, Chris	1999, 2000	Crosby, Vern	1943	DePaola, Dante	1992, 93, 94, 95
Cadenasso, John	1951	Christakos, Tommy	2020, 21, 22	Cross, Garrett	2003, 04	De Rosa, Joe	1974, 75
Cafaro, J.D.	2001, 03, 04	Christensen, Brunel	1941, 42	Crosthwaite, Alejandro	2012, 13, 14	DeMartinis, Sam	2010
Cahill, Mark	1974	Christie, Howard	1932, 33	Croteau, Braxten	2019, 20, 21, 22	Demeritt, Reno E.	1901, 02, 03
Cahn, Albert	1929, 30	Cindric, Matthew	2019, 20, 21, 22	Crow, Wayne	1958, 59	Deng, Kuony	2019, 20, 21
Caldwell, Keith	1985, 86	Clark, Austin	2010, 11, 12, 14	Croyle, Phil	1968, 69, 70	Derian, Albert	1940, 41
Caldwell, Mike	1990, 91, 92, 93	Clark, Derrick	2017	Crumpacker, Karl	1973, 74	Derian, Steve	1973, 74
Calender, Clayton	1943	Clark, Jack	1976, 77	Cruze, Jay	1971, 72	DeSa, Sam	2004, 05, 06, 07
Calhoun, Akili	2022	Clark, Trevon	2019, 20, 21	Cullom, Jim	1947, 48, 49	Desmond, James	1945
Calkins, Jim	1967, 69	Clark, Webster V.	1920, 21, 22	Culpepper, John	1972, 73, 74	Desomber, Nate	1999
Calkins, Russell	1933, 34	Clay, John A.	1900	Cummings, Bob	1949, 50	Destefano, Pete	1996, 97, 98, 99
Calegari, Ron	1962, 64	Clemons, Duane	1992, 93, 95	Cummins, Greg	1974, 75	Deutsch, Derek	2000, 01
Callaghan, Judson	1935, 37	Clemons, Sam	1998, 99	Cunningham, Bill	1950	De Varona, David	1936, 37, 38
Callan, Brett	1991	Cline, James J.	1918, 19	Cunningham, Dustin	1993	Devers, James	1985, 86, 88
Callan, Howard	1944	Clizbe, Matt	1991, 92, 93, 94	Cunningham, Kevin	1993, 94	Devine, Kevin	1993, 94, 95, 96
Callen, Atari	1999, 2001	Clymer, John F.	1924	Cunningham, John	1946, 47, 48	Devora, Wayne	1992
Calvin, Michael	2008, 09, 10, 11	Clymer, Paul S.	1926	Cunningham, LaReylle	2005, 06, 07, 08	Dickson, Joel	1986, 87, 88, 90
Camera, Paul	1983	Coccimiglio, Ron	1978, 79, 80	Curhan, Jake	2017, 18, 19, 20	Diehl, Reed	1997, 98, 99, 2000
Cameron, Andrew	2003, 04, 05, 06	Cochran, Aaron	2015, 16	Curran, Don	1950, 51, 52	Diffenbang, William	1945, 46
Camp, Reggie	1979, 80, 81, 82	Cochran, Matt	2013, 14	Curran, Skylar	2008, 09	Dike, Kaodi	2016
Campbell, D.J.	2008, 09, 10, 11	Cock, Howard B.	1926	Currie, Bob	1955, 56, 57	Dilleo, Pete	1995
Campbell, Rich	1978, 79, 80	Cockburn, James D.	1927, 28	Currie, Ron	1959	Dill, Forrest	1972
Camporeale, Dan	2010, 11, 12, 13	Cockett, Keith	1983, 84, 85	Currin, Matt	2001, 03, 04	Dillon, Jim	1952, 53
Canada, Tom	2001, 02	Coffeen, J.M.	1917	Currin, Sean	1998, 99, 2000, 01	Dills, Thomas H.	1910, 12
Canfield, Clifford G.	1913, 14, 15	Coffey, Andrew	1998	Curry, Robert	1972	Dimeff, Steve	1953, 54, 55
Cannon, Chris	1989, 90, 91, 92	Cohen, Douglas B.	1914	Curtis, Dick	1961	Dinkler, Ted	1959, 60
Canlon, John E.	1964, 65	Coleman, Ben	2020, 21, 22	Curtis, Isaac	1970, 71	DiResta, Louis	1930, 31
Carabello, Hector	1945	Coleman, Caleb	2014, 15	Curtis, Steve	1969, 70	Dixon, Alex	1983, 84, 85, 86
Cardon, Monty	1985	Coleman, DeAndre	2010, 11, 12, 13	Cushing, Kevin	1985, 86	Dixon, James A.	1923, 24
Carey, H. Dana	1923, 24, 25	Coleman, Jim	1967			Dixon, John	1975, 76
Carlsen, Dick	1960	Collier, Cornell	1988, 89, 90, 91	D		Dixon, Rich	1978, 79, 80, 82
Carlson, Arthur	1931, 32, 33	Collier, John H.	1899	D'Amato, Vincenzo	2009, 10, 12, 13	Dodds, John	1942
Carlson, Glenn E.	1924, 25	Collier, Leonard	1936	Dal Porto, Robert	1946, 47, 48	Dodds, Robert	1946, 47, 49
Carlton, Robert	1932, 35	Collins, Deshawn	2019	Dalton, Wesley	1999	Doerr, Donald	1942, 43, 46
Carlton, Xavier	2022	Collins, Evan	1994, 95, 96	Daltoso, Valentino	2017, 18, 19, 20, 21	Doherty, Kevin	1997, 98, 99
Carmel, Ray	2001	Collins, Greg	1974, 75	Daley, Grant	2022	Dolan, Lawrence J.	1911
Carmichael, Jim	1953, 54, 55	Collins, Robert H.	1900	Dancy, Marcel	2019, 20, 21	Dolman, Sam	1962
Carnell, Mike	1978	Coltrin, Frederic C.	1925, 26, 27	Daniels, Marcus	2000, 01, 02	Dolman, Willard	1936, 37, 38
Carpenter, Chris	1990, 91, 92, 93	Comer, Brian	1996	Daniels, Raymond	1993	Domoto, Pete	1957, 58, 59
Carpenter, Kenneth L.	1909	Conley, John	1970	Daniels, Victor	1933	Donnelly, Ray	1954
Carr, S.D.	1896	Conte, Chris	2007, 08, 09, 10	Dantzler, Alex	1970	Donnelly, Ronan	2021
Carter, Andre	1997, 98, 99, 2000	Contestabile, Joe	1956	Darby, Robert	1968, 69, 70	Donohoe, Charles A.	1939
Carter, Charles	1986, 87	Conway, Cassius	1993			Doretti, Frank	1957, 58, 59

ALL-TIME LETTERWINNERS

Dorsey, Albert	1997, 98	Ely, Dwight	1951	Forsett, Justin	2004, 05, 06, 07	Gibson, James	1997
Dos Remedios, Robert	1987, 88	Engerbretson, Karl L.	1918, 19	Fortt, Khairi	2013	Gibson, Jason	2013
Dotsy, Terence	2000, 01, 02	English, Ron	1987, 88, 89, 90	Foster, Daniel P.	1914, 15, 17	Gibson, Mike	2006, 07
Dotur, Steve	1945	Enwere, Vic	2014, 15, 16, 17	Foster, Robert N.	1904	Gibson, Ryan	2017, 18
Dougery, James C.	1926, 27	Epstein, Michael P.	1962	Foster, Roger	1963, 64, 65	Giddings, Mike	1953, 54
Dougery, Ralph H.	1927	Erb, Charles F., Jr.	1920, 21, 22	Fowler, Donald	1935	Gierlich, James	1944, 45
Douglas, Dameane	1995, 96, 97, 98	Erb, Charles F. III	1946, 49	Fowler, Gary	1967, 68, 69	Giesel, Jon	2002, 03, 04
Douglas, James M.	1912, 13, 14	Erby, John	1960, 61, 62	Fowler, Nate	1992, 94	Gifford, John V.	1917
Doughty, Colt	2018, 19	Erickson, Richard	1946, 47, 48	Fox, Charley	1949	Gilbert, Gale	1980, 82, 83, 84
Downs, Devante	2014, 15, 16, 17	Eriksen, Kristian	2001, 02	Fraley, Paul	2004	Gilbert, Robert	1935, 36
Doxy, Gary	2006, 07	Ervin, Darren	2012, 13	Francis, Robert C.	1926	Gilkey, Charles	1945
Dozier, Cedric	2013, 14, 15	Eselu, Savaii	2010	Frank, Kenny	2006	Gilkey, Don	1954, 55, 56
Dozier, Melville, Jr.	1899	Espitia, Maximo	2012, 13	Franklin Jr., Marlowshaw	2016, 17	Gill, Carol	1932, 33, 34,
Drake, Jeremy	2001, 02	Etter, Daniel	2018, 19, 21	Franklin, Oran	1957	Gill, Frank	1928
Drayden, Josh	2016, 17, 18, 20, 21	Evans, Claude	1936, 37	Frantz, John	1965, 66, 67	Gill, Harry W.	1927, 28, 29
Drew, Damariay	2013, 15	Evans, Clinton W.	1910, 12	Franz, Rod	1946, 47, 48, 49	Gill, Ralston	1929, 30, 31
Drew, Jerry	1953, 54, 56	Evans, F. Howard	1923	Fraser, Jim	1969, 70	Gill, Sam	1931, 32
Driscoll, Brian	2020, 21, 22	Evans, Jack V.	1926, 27	Frassetto, Gene	1942, 47, 48	Gillespie, George	1956
Drnovich, Louis	1934	Evans, Stafford	1992, 93	Frazer, Donovan	2014	Gillis, Kenneth C.	1907
Duddleson, William J.	1915	Everett, Lucas	2003	Fredrickson, Tyler	2000, 01, 02, 03	Gillies, Ed	1976
Duden, Ernest	1900, 01	Everett, Whit	1974, 75	Freedman, Tony	1942, 43	Gillum, Charles	1993
Dumont, Nico	2010, 11	Everhart, Jef	1993	Freeman, Edgar A.	1906, 07, 08	Gimbal, LeRoy M.	1919
Dunbar, Palmer H.	1899	Ezeff, Marcus	2006, 07, 08, 09	Freeman, Mike	1997, 98	Gingold, Lucus	2013, 14
Duncan, Douglas	1946, 47, 48	F		Freitas, George	1974, 75, 76, 77	Giordano, Matt	2003, 04
Duncan, Jordan	2016, 17, 18, 19	Fa'avae, Fa'avae	1997, 98, 99	Frey, Dave	1972, 73, 74	Giroday, Paul	1971, 72, 73
Duncan, Scott	1973	Fackrell, Carlos	1955, 59	Frisbee, Bob	1943	Glagola, Steve	1957
Dunn, Raymond	1939, 40, 41	Fairbanks, John R.	1907	Frisch, John	1972, 73	Glascok, John R.	1907
Dunn, Richard M.	1921, 22, 23	Fanua, Steven	2010, 11	Fuimaono, Siulagisipai	2018	Glass, Charles	1978
Dunn, Steve	1981, 82, 83, 84	Farley, Brian	2013, 14, 15	Fujita, Scott	1998, 99, 2000, 01	Gleason, Dave	1971, 72
Duren, Clarence	1971, 72	Farmer, Clarence W.	1917	Funches, Alex	2017, 18	Glenn, Stan	1976, 77
Dutriz, Antonio	1934	Farmer, Milton T.	1906	Funderburk, Mark	1980, 81, 83, 84	Glenn, Tarik	1993, 94, 95, 96
Dutton, Bill	1953	Faumuiua, Pana	2002	Furuta, Doug	1959	Glick, Steve	1951, 52
Dutton, Tom	1951, 52, 53	Favreau, Mike	1986	G		Glover, Drew	2007, 08
Dwiggins, Jay, Jr.	1908, 09, 10	Favro, Dave	1961	Galas, Dominic	2009, 10, 11, 12	Glover, Ryan	2021
Dyer, Ephraim	1906, 07	Fay, John	1967, 68	Galas, Tim	1979, 80, 82	Godde, Harry A.	1918
Dzura, Stan	1963, 64	Felder, Anthony	2005, 06, 07, 08	Galbraith, Huxley	1945	Goich, Dan	1965, 66
E		Fenston, Earl J.	1915	Gallagher, William G., Jr.	1922	Goff, Jared	2013, 14, 15
Earby, Jeremiah	2022	Ferguson, Jim	1960, 61	Gamble, Collin	2021, 22	Goff, Jerry	1985
Easley, Chris	1994, 95, 96	Ferguson, John	1941, 42	Gammon, Walter	1900	Gold, Randy	1960, 61
East, Raymond	1930	Ferragamo, Vince	1972, 73	Gandsey, Tom	1983, 84	Gonzales, Bob	1958
Easterbrooks, Gerald	1930, 31	Fetherston, Jim	1965, 66, 67	Garamendi, John	1963, 64, 65	Gonzalez, Tony	1994, 95, 96
Eaton, Lou	1934	Fiebigger, Roy	1974, 75	Garamendi, Sam	1969, 70, 71	Goode, Cameron	2017, 19, 20, 21
Ebert, Jeff	1987, 88	Field, Drew	1979	Garbers, Chase	2018, 19, 20, 21	Gordon, Steve	1988, 89, 90, 91
Echemandu, Adimchinobe	1999, 2000, 03	Fields, Marcus	1997, 98, 99, 2001	Garcia, Nicanor	1992	Gordon, Walter A.	1916, 17, 18
Echols, Zion	2017	Fike, Harold	1973, 74, 75	Gardner, Derrick	1995, 96, 97, 98	Gordon, Walter A., Jr.	1941, 42
Eddings, Floyd	1977, 78, 80, 81	Firpo, Anthony	1938, 39	Garlinger, Howard	1955	Gosbey, J.S.	1896
Edgar, Brad	1986, 87, 88, 89	Fish, George W.	1912, 13	Garner, David	2014	Gosling, George	1953
Edmond, Coleman	2010, 11	Fisher, Emerson W.	1919	Garner, Dwight	1982, 83, 84, 85	Gottlieb, Ziv	1994, 95, 96
Edmonston, Don	1950	Fisher, Richard	2008, 09, 10	Garrity, Clarence	1928, 29, 30, 31	Gough, Harlan	1939, 40
Edmonston, Robert	1944, 45	Fitz, Frank M.	1927	Garthwaite, Edwin	1943, 44	Goulet, James	1985, 86
Edwards, Donovan	2008, 09, 10	Fitzgerald, Chuck	1950	Garvin, Grover	1958, 59	Grace, De'Zhon	2015, 16, 17
Edwards, Herman	1972, 74	Flagg, Justin	1995, 96, 97, 98	Garzoli, John	1954	Grady, Larry	1975, 76
Edwards, Tyrone	1991, 92, 93, 94	Fleming, Howard W.	1911, 12, 13	Gaskins, Martin	1994, 95	Graf, Robert E.	1915
Eells, Walter H.	1918, 19, 20	Fletcher, Harold A.	1912	Gates, Justin	2010, 11	Graff, Edwin C.	1909
Eickmeyer, Herman	1929, 30	Flores, Ron	1988, 89	Gay, Thomas E.	1916	Graffort, Garry	2009, 10
Eisan, Dan	1976	Fodor, Bob	1979, 81, 82, 83	Geanelli, Rudolph L.	1913, 14, 15	Graham, Doug	1959, 60, 61
Eisan, Lee G.	1927, 28, 29	Follett, Zack	2005, 06, 07, 08	Gearhart, George	1966, 67	Graham, Jody	1990, 91, 92, 93
Eisenbrand, Clay	1981, 82, 83	Folmer, Richard	1939, 40	Geldermann, Nate	1996, 97, 98	Graham, Pat	1977, 78, 79, 80
Elarms-Orr, Kaleb	2022	Foltz, Ryan	2002, 03, 04, 05	Gendotti, Joseph	1901	Granado, Dominic	2015, 16
Elerding, Eugene	1930	Fong, George	1946, 47	Gentner, Ernie	1942	Grandison, Anthony	1987, 88, 89, 90
Eley, Jeff	1984, 86	Foran, Marshall	1991, 92, 93, 94	George, Dave	1959, 60	Granger, Ted	1954, 55
Elliott, Amos W.	1908, 09, 10, 11	Forbes, Art	1955, 56, 57	Geringer, John	1983, 84, 85, 86	Graumann, Gary	1977, 78
Elliott, John	1944, 46	Forbes, Nick	2010, 11, 12	Gerner, Kenneth	1945	Graves, John	1941, 42, 47
Elliott, Roy H.	1905	Force, James A.	1903, 04, 05	Geurts, Peter	2008	Gray, Dan	1974, 75
Ellis, Frank F.	1896	Ford, Mariet	1981, 1982	Ghilarducci, Harry	1954	Gray, David	1980, 81
Ellis, Hal	1951, 52	Ford, Mike	1986, 87, 88, 89	Gianulias, Gus	1955, 56, 58	Gray, David	2003, 04, 05, 06
Ellison, Tyre'	2010, 11, 12	Ford, Orrin	1981, 83, 84	Gibbert, Vince	1967	Gray, Mark	2006, 07
Elmore, William	1938, 39, 40	Forrest, Chase	2015, 16, 17, 18	Gibbs, Ronald D.	1915	Gray, Prentiss N.	1904, 05
		Forrester, Wale	2002, 03	Gibson, Geoffrey	2012	Gray, Robert	1945
						Gray, Robert F.	1915
						Greatish, Steve	1973

ALL-TIME LETTERWINNERS

Greathouse, A.J.	2014	Harris, Drae	1998, 99	Hill, Ron	1977, 78, 79	Igber, Joe	1999, 2000, 01, 02
Green, Anthony	1975, 76, 77	Harris, George	1968	Hillesland, Brian	1981, 82, 83	Ikahihifo, Henry	2022
Green, Bob	1988, 89	Harris, John	1977, 78	Hillmon, Oliver	1976, 77	Imlay, Talma W.	1924, 25
Green, Edward P.	1927	Harris, Maurice	2012, 13, 14, 15	Hilton, Delongion	2005	Ingram, Darryl	1985, 86, 87, 88
Green, Jim	1957, 58, 59	Harris, Myron W.	1908, 09, 10	Hinder, Austin	2013, 14	Ingram, Wilbur	1937
Green, Kenny	2005	Harris, Neal	1908	Hingst, Steve	1986, 87	Iosefa, Muelu	2020, 21, 22
Green, Robert C.	1927	Harris, Nick	1997, 98, 99, 2000	Hinnant, J.D.	2015, 16, 17	Isibor, Odua	2022
Greer, Darrin	1986, 87, 88, 89	Harrison, Brian	2004, 05	Hischler, David	1944, 46, 47, 48	Ipson, Dan	1960
Greisberg, Frederick J.	1896, 97, 98, 99	Harrison, Jack	1973, 74, 75	Hoberg, Carl	1939, 40	Iwuoma, Chidi	1997, 98, 99, 2000
Gridley, Mike	1962, 64, 65	Hart, Jack	1956, 57, 58	Hodgins, Mike	1974		
Grieb, Tom	1970	Hartman, Dick	1955	Hoerber, Paul	1965		
Griffin, Bert F.	1924, 25, 26	Harvey, Ken	1986, 87	Hoenisch, Robert	1945	J	
Griffiths, Edwin	1929, 30, 31	Hasbrouck, Lamar	1986, 87	Hoffman, Ralph	1955	Jabs, Earl F.	1925, 26
Griggs, Ken	1989	Haskell, Robert K.	1896, 97	Holleman, Jack	1974, 75	Jack, Raymond	1934
Grillos, John	1988	Haskins, William H.	1912	Holley, Brian	2007, 08, 09	Jackman, Brad	1984, 85, 86, 87
Grimes, Matt	1983, 84, 85	Hatcher, Orville	1939, 40	Holloway, Stan	1978, 79	Jackson, DeSean	2005, 06, 07
Grisom, James	2012, 13	Hatfield, Greg	1966	Holly, Marty	1990, 91, 92, 93	Jackson, Herb	1955, 56
Gritsch, Steve	1973, 74, 75	Hawkins, Jaylinn	2016, 17, 18, 19	Holston, Charlie	1957, 58, 59	Jackson, John	1973, 74
Groefsema, Ken	1943, 46, 47	Hawkins, Jeremiah	2017, 18, 19	Holt, D.J.	2008, 09, 10, 11	Jackson, Kameron	2011, 12, 13
Groger, Dick	1949, 50	Hawkins, LaVelle	2005, 06, 07	Holtfreter, Eric	2000, 01	Jackson, Roy	1998, 99, 2000
Grothus, Joe	1944	Hawkins, Tom	1970, 71	Honegger, Arthur	1942, 43	Jackson, William	1985, 86
Guarnero, Chris	2008, 09, 10	Hawley, Loren	1961, 63, 64	Honey, Jason	2004, 05	Jackson Jr., Demetric	2022
Guest, Don	1965, 66	Hay, Jack	1935	Hongola, Robert	1940, 41	Jacobs, Andy	1993, 94, 95, 96
Guiberson, Nathaniel G.	1901	Hay, Richard	1935	Hood, Dave	1951, 52	Jacobs, Proverb	1957
Gulvin, Glen	1950, 51, 52	Hayes, Ashton	2022	Hooper, Burt E.	1897	Jacques, Joe	1987
Gustavson, Josh	2001, 02	Hayes, Horace H.	1917	Hooper, Leon L.	1917, 18	Jacuzzi, Remo	1955, 56
Gutierrez, Ryan	2002, 03, 04	Hayes, Kenneth A.	1914	Hopper, James P.	1896, 97, 99	Jalil, Mustafa	2011, 12, 13, 15
Guyton, Trevor	2008, 09, 10, 11	Hays, David	2000, 02, 03	Horrell, Edwin C.	1923, 24	James, Don	1981, 82, 83, 84
H		Hazeltine, Matt Jr.	1951, 52, 53, 54	Horwitz, Matt	2019, 20, 21	James, Paul	1972, 73, 74
Hatchen, Bill	1943	Hazeltine, Matthew E.	1912, 13, 15	Hosey, Calvin	1999, 2000, 01, 02	Jamile, Alex	1959
Haffey, Calvin	1904, 05, 06, 09	Hazzard, Roy T.	1916	Hoskins, John O.	1912	Jefferson, Jalen	2012, 13, 14, 15
Hagan, Darian	2007, 08, 09, 10	Hearns III, Lu-Magja	2021, 22	Houghton, Mark	1977, 78	Jefferson, Marcus	1993
Hagan, Spencer	2010, 11, 12, 13	Heathwood, Matt	1985	Houston, Artis	1991, 92, 93, 94	Jenkins, Tim	1988, 89
Hahn, Leighton	1951, 52	Heck, Dave	1978, 79	Houston, Gayland	1984, 85	Jensen, Jack	1946, 47, 48
Hailey, Mike	1972	Heck, Phil	1973, 74, 75, 76	Houston, Norman B.	1942	Jensen, Mark	1999, 2000, 01, 02
Haina, John	1983, 84	Hector, Byron	1984, 85, 86	Howard, C. Harry	1900, 02, 03	Jernigan, Myles	2020, 21, 22
Hale, Dewey	1998, 99, 2000, 01	Hein, Gary	1983, 84, 85, 86	Howard, Eric	1986, 87, 88	Jessen, Jess E.	1933
Hale, Fabiano	2015, 16, 17	Heisinger, Kris	1982	Howard, Harry M.	1902, 03, 04	Jimenez, Juan	1999, 2000
Hale, Max	1956, 57	Heitmuller, William F.	1902, 03, 04	Howard, Jack	1935, 36	Johns, Walter R.	1907, 08, 09
Hale, William M.	1919	Helfman, Marcus	1999	Howard, John C.	1915	Johnson, Brett	2006, 07, 08, 09
Hall, Brandon	2003	Heltne, Bruce	1951	Howard, Randolph	1972	Johnson, Brett	2019, 20, 21
Hall, Layne	1991, 92	Henderson, Vic	1974, 76, 77, 78	Howard, Trevor	2016	Johnson, Charles	1957, 58
Hall, Lowell C.	1920	Hendren, Greg	1969, 70	Howe, Brad	1987	Johnson, Charles	2008, 09
Hall, Percy W.	1896, 97, 98, 99	Hendrickson, Steve	1985, 86, 87, 88	Howell, Wes	1982	Johnson, Don	1952
Hall, Rhett	1989, 90	Hennington, Marshall	1984	Huber, Gordon	1924, 25, 26	Johnson, Everett	2021, 22
Hammes, Bob	1964	Henry, Leslie A.	1904	Huber, Skip	1958, 59	Johnson, Gordon	1968
Hampton, Brandon	2004, 05, 06, 07	Hering, John	1982	Hubert, Theodore	1937, 38, 39	Johnson, Jeffrey	2022
Hampton, Chris	1980, 81, 82, 83	Herrero, George	1940, 41	Hudgins, Scott	1971	Johnson, John	1984, 85
Hampton, Kerry	1970, 71	Herrero, Jack	1941, 42	Hudson, C. Harry	1900, 02, 03	Johnson, Jonathan	2014, 2015
Handy, Carl	1929, 30	Hershey, Jeremy	1999, 2000	Hudson, Don	1978, 79	Johnson, Matt	1993
Hanford, Ray	1936, 38	Herwig, Robert	1935, 36, 37	Hudson, Ray	2014, 15, 16, 18	Johnson, Maurice	1992, 93, 94, 95
Hanford, William	1936	Hewitt, Lloyd E.	1918	Hufford, Guy D.	1924	Johnson, Raymond	1943
Hanifan, Jim	1952, 53, 54	Hextrum, Chuck	1973, 74, 75	Hughes, Daymeion	2003, 04, 05, 06	Johnson, Richard J.	1936
Hansen, Chad	2015, 16	Heydorff, Chad	2000	Hughes, James	1976, 77	Johnson, Ron	1975
Hansen, George D.	1911	Hibbs, Doug	1956	Hultgren, Mark	1967, 68, 69	Johnson, Sidney	1985, 86
Hansen, J. Owen	1901	Hibbs, Joe	1952, 53	Humpert, Frank	1949	Johnson, Vincent	2014, 15, 16
Hansen, Thorvald	1930	Hibler, Rasheed	1994, 95, 96, 97	Humphries, Randy	1967, 68, 69	Johnson, Wade	1976, 77
Hanson, Kenneth I.	1917	Hickingbotham Joe	1929, 30	Hunt, Archie M.	1913, 14	Johnson, Walter H.	1916
Hard, Sam	1964, 65, 66	Hickman, Dallas	1973, 74	Hunt, Jim	1963, 64, 65	Johnson, William Charles	1971
Hardin, Tim	1987	Hicks, Bernard	2005, 06, 07, 08	Hunter, Jacobi	2013	Johnson, William Curtis	1971, 72
Harding, Roger	1943, 44	Hicks, Elijah	2017, 18, 19, 20, 21	Hunter, Jeremiah	2021, 22	Johnson, Zeandae	2016, 18, 19, 20
Hardy, David P.	1909, 10, 11	Hicks, George M.	1916	Hunter, Jordon	2001, 03	Johnston, Richard D.	1936
Hardy, John	1986, 87, 88, 90	Hicks, Marc	1985, 86	Hunter, Wayne	1999	Joiner, Jim	1990, 92
Harmon, Mike	1978, 79	Higgins, John M.	1944	Hunter, Wendell	2001, 02, 03, 04	Joiner, Paul	1991, 92, 93
Harper, Chris	2012, 13, 14	Higgins, Kaleb	2022	Hurrell, J.P.	2009, 10, 11, 12	Jones, Brent	1993, 94, 95, 96
Harrell, Tubby	1975	Higson, John W.	1917	Huston, Norman	1942	Jones, Cody	2006, 07, 08
Harris, Al	1943	Hileman, Robert	1943, 47, 48	Huters, William	1937, 38, 39, 40	Jones, Dexter	1986, 87
Harris, Charles	1950, 51	Hill, Derrick	2007, 08, 09, 10			Jones, Dwayne	1986, 87, 88, 89
Harris, Don	1951, 52	Hill, Josh	2009, 10, 11, 12	I		Jones, George	1906
		Hill, Harvey C.	1912	laukea, Curt	1956, 57	Jones, Harry	1932, 33, 34
		Hill, Reuben C.	1899			Jones, Jeff	1989, 90, 91, 92

ALL-TIME LETTERWINNERS

Jones, Jerry	1972, 73	Kobzeff, John	1967, 68	Lindsey, Andre	1982, 83, 85	Maldonado, Aaron	2018, 19
Jones, John L.	1936	Koch, Donald E.	1929	Lindsey, Yancy	1983, 84	Malele, Matthew	2004, 05, 06, 07
Jones, Len	1947, 48, 49	Koepf, Monte	1945	Lippma, Frederick	1898	Malele, Noris	2005, 06, 07, 08
Jones, Marvin	2008, 09, 10, 11	Kotler, Jim	1952, 53	Little, Chris	2009	Mailli, Brent	1995, 96
Jones, Paul	1975, 77, 78, 79	Kragen, Kyle	2013, 15	Liversedge, Harry B.	1914, 16	Mallory, Milo	1931
Jones, Rick	1971, 72	Kramer, Tom	1953, 54	Loberg, Greg	1980, 81, 82, 83	Manderino, Chris	2002, 03, 04, 05
Jones, Ryan	2000, 01, 02	Krebs, Kameron	2011, 12	Lockhart, Robert R.	1913, 14, 15	Maningo, Joe	2003, 04
Jones, Terry	1957, 58, 59	Krieg, Tyler	2006	Lofton, Syd	1975, 76	Manley, Marcus	2014, 15, 16
Jordan, Cameron	2007, 08, 09, 10	Kriegsman, Cary	2013	Logan, Alex	2010, 11, 12	Manning, Marlon	1993, 94
Jordan, Ray F.	1909, 10	Krueger, Ralph	1950, 51, 52	Loggins, Matt	1994, 95, 96	Manning, Tim	1991, 92, 93, 94
Jordan, Robert	2004, 05, 06, 07	Krum, Bill	1962, 63, 65	Lom, Benjamin A.	1927, 28, 29	Mansion, Brock	2008, 09, 10, 11
Joslyn, William	1943	Kuhl, Chuck	1956	Long Jr., Darius	2021, 22	Manuel, Mike	2011, 12
Joyce, Derek	2002, 03, 04	Kunaszyk, Jordan	2016, 17, 18	Long, Mark	1983, 84	Marcus, Irving H.	1927
Jurkovich, James	1940, 41, 42	Kunkle, A.J.	1997, 98	Long, Ralph	1942	Marinos, Jim	1950
K		Kunzi, Taylor	2005	Longhetto, Dario	2019, 20, 21, 22	Marks, Don	1952, 53
Kaarsberg, Pete	1897, 98, 99	L		Longshore, Nate	2005, 06, 07, 08	Markwart, Earl H.	1910
Kai Kee, Sam	1918	Ladner, Spencer	2009, 10, 11	Longwell, Ryan	1993, 94, 95, 96	Markwart, Irving G.	1908, 09, 10
Kampa, Bob	1971, 72	Ladouceur, L.P.	2001, 03, 04	Lonie, David	2004, 05	Marshall, Dupre	1977, 78, 79, 80
Kane, Mika	2005, 06, 07, 08	La Fountaine, Chris	1981	Lonon, Don	1996, 97	Martin, Harley	1956, 57
Kapp, Joe	1956, 57, 58	Lagemann, Alex	2009, 10	Looney, James	2015, 16, 17	Martin, Jaylen	2020, 21
Kapp, Will	2008, 09, 10, 11	Laird, Matt	2008	Lopa, Puka	2012, 13, 14, 15	Martin, Tevis	1952, 53
Karacozoff, Kirk	1977, 78, 79, 80	Laird, Patrick	2016, 17, 18	Loper, John C.	1945	Martucci, Chares	1952, 54
Karpe, Bob	1950, 51	LaMothe, Steve	1986	Lopez, Nick	2020, 21	Martyr, Paul	1967, 68, 69
Kartz, Keith	1981, 82, 84, 85	Landgrebe, Chris	2018	Lorenz, Jim	1956	Marzett, Damian	1998, 99
Kastner, Eric	1968	Lance, Dane	1983	Lossie, Robert	1945	Mason, Jon	1961
Kaufman, Harold A.	1927	Lane, Charles D.	1917	Lotter, Will	1948	Mason, Paul	1983, 84
Kaufman, Joseph	1931	Lane, Davis W.	1913	Lowe, Michael	2011, 12, 13, 14	Mason, Tom	1940, 41, 42
Kaufusi, Keni	2012	Lane, Eldred	1929	Lowell, Larry	1961, 63	Mathewson, Morley	1938, 39, 40
Kay, Jordan	2007, 08	Lane, Travis P.	1919	Lozica, Michael	1980, 82	Mattarocci, Frank	1956
Keanaaina, Keala	1999, 2000	Lang, James	1939	Lozica, Nick	1980	Mattox, Brudy	1995, 96
Kearney, Jake	2014, 15	Langford, James	2014	Lucas, Tim	1980, 81, 82	Mayer, Mathias	1897
Keckley, Paul	1946, 47, 48	Lapite, Isaac	2013	Luckhurst, Michael	2022	Mayfield, Duane	1966, 67
Keefer, James	1931, 32, 33	Larson, Andrew	2006, 07	Luckhurst, Mick	1979, 80	Maynard, Zach	2011, 12
Keeles, Bernie	1969	Larson, Paul	1952, 53, 54	Ludlow, Robert H.	1896, 97	Mazik, Ron	1962, 63
Keen, Robbie	1987, 88, 89	Lasater, Fred	1904	Ludwig, Brandon	1998, 99, 2000, 01	Mazzucco, Tom	1981
Kelly, Kevin	1991, 92, 93	Lasater, William	1941	Lundgren, Gerald	1958, 59, 60	McBakogu, Phillip	2004, 05
Kelly, Mike	1986	Lasco, Daniel	2012, 13, 14, 15	Lundy, Lamar	1977, 78	McAllister, Ken	1976, 77
Kelly, Steve	2004, 05, 06	Lasher, Roland	1958, 59, 60	Lupoi, Tosh	2001, 02, 03, 05	McArthur, Geoff	2000, 02, 03, 04
Kelly, Trevor	2014, 15	Laster, Wally	1949, 50	Lutes, Gerald	1939	McArthur, Robert	1931, 32
Kemnitzer, Steve	1971, 72	Latham, George H.	1919, 20, 21	Lutes, Tom	1962	McAteer, Eugene	1934, 36
Kemp, Billy	1978	Lathrop, Larry	1964, 65, 66	Lutz, Lawrence	1933, 34, 35	McCaffrey, Mike	1966, 67, 68
Kendricks, Mychal	2008, 09, 10, 11	Latimer, Norv	1945	Lyman, Chase	2000, 01, 03, 04	McCain, Chris	2011, 12
Kenfield, Ted	1945, 46, 47	Latu, Keleki	2021, 22	Lynch, Ben	1992, 93, 94, 95	McCallister, Tate	1995, 96, 97, 98
Kennedy, Eugene P.	1896	Laven, Rick	1966, 67	Lynch, Frank	1965, 66	McCarthy, Dan	1942
Keogh, Tom	1952	Laveroni, Bill	1967, 68, 69	Lynch, Marshawn	2004, 05, 06	McCarty, Terence	1986
Kern, Claude C.	1904	Lawler, Kenny	2013, 14, 15	M		McClanahan, Mel	1984, 85, 86
Kern, Dick	1953	Lawrence, Steve	1972, 73	Ma'afala, Abu	2005, 06	McCleskey, Donnie	2002, 03, 04, 05
Kerr, George P.	1904	Lawson, Dave	1972	MacAdam, Don	1960	McClure, Stefan	2011, 13, 14, 15
Keyser, Chris	1972	Lawyer, Kem	1972	MacDonald, Bruce	1962, 63	McCormick, James	1932, 33
Kidder, Jim	1951, 54	Leathers, Fred	1972, 73	Machado, Steve	1984	McCoy, Paul J.	1919
King, Dick	1955	LeBeouf, Dave	1974, 75, 76	Mack, Alex	2005, 06, 07, 08	McCray, Broderick	1979
King, Gabe	2012	Lee, Adrian	2011, 12, 13	Mackie, Chris	1973, 74	McCrary III, Billy	2016
King, Jordan	2022	Lee, Aidan	2021	Madigan, Richard	1943	McCulloch, Frank D.	1917
King, Kam	1985, 87	Lee, Dick	1950, 51, 52	Madison, Marshall P.	1916	McCurdy, Taggart	2003, 04
King, Lucas	2012, 13	Leffler, Duke	1976, 77, 78	Madison, Ulysses	1979, 80	McCutcheon, William	1930
King, William N.	1910, 12, 13	Leiba, Ned	1971	Madueño, Brandon	2013	McDaniels, James	1937, 38, 39
Kirst, Kyle	2006	Leidholt, Jack	1940, 41	Maehl, Steve	1975, 76	McDermott, M.C.	1897
Kirwan, Edwin	1929, 30, 31	Leininger, Cole	2012, 13, 14, 15	Maggard, Dave	1959	McDonald, Pat	1984, 85, 86
Kitrelle, Reginald W.	1904, 05	Leipzig, Jerome	1939	Maguire, Alfred L.	1916	McDougald, Rance	1982, 83, 84
Klein, Forrest	1948, 49	Lemmon, Dick	1949, 50, 51	Maguire, Hugh	1955	McElderry, Stu	1985, 86, 87, 88
Klein, Perry	1990, 91	Leonard, Skip	1970	Maguire, Leo Joseph, Jr.	1918	McGaffie, John	1967, 68
Klein, Phil	1932, 33	Lerond, Jack	1944, 45	Mahlum, Eric	1991, 92, 93	McGhee, Brian	1986, 88, 89
Klemmer, Grover	1942	Levy, Steve	2004, 05, 06	Main, Timothy	1946, 47	McGillis, Mike	1972
Kline, Zach	2013	Lewis, David	1979, 80, 82, 83	Main, William	1946, 47, 48	McGlinchey, Mike	1989
Klinger, Jack	1944, 45	Lewis, John	1939	Maiorana, Vince	1951, 52	McGonigal, Kerry	1992, 93, 94, 95
Klink, Mark	1971, 72	Lewis, Stuart	1939, 40, 41	Mais, Bill	1951, 52	McGovern, Bryce	2011, 12, 13, 14
Klotsche, John	1999, 2000, 01, 02	Lieb, Harry	1940	Mais, Dan	1991, 93	McGrath, Michael	2001, 02, 03, 04
Klotz, Richard	1985	Lilly, Steve	1995	Majors, Olin C.	1918, 20	McIwain, Brandon	2018
Klumph, Dylan	2016, 17	Lindgren, Axel Fred, Jr.	1930	Makonnen, Jonathan	2002, 04	McInerney, Robbie	2015

ALL-TIME LETTERWINNERS

Mclsaac, Hugh	1896	Mohamed, Mike	2007, 08, 09, 10	Nichols, Donald P.	1921, 22, 23	Papais, Louis	1947, 48
McKenzie, Stanley	2020, 21	Mohn, Elden	1945	Nickerson, Hardy	1983, 84, 85, 86	Papini, John	1960
McKim, Joseph L.	1912, 13, 14	Mojarro, Elijah	2021, 22	Nickerson Jr., Hardy	2013, 14, 15	Pappa, John	1949, 50, 51
McLaughlin, Hollis G., Jr.	1944	Momson, Chris M.	1916	Nicolson, Murdo	1955	Parker, Drake	1994, 95, 96, 97
McLaughlin, John	1997, 98	Monachino, James	1948, 49, 50	Nightingale, Chad	1988, 89	Parker, Jeremiah	1996, 97, 98, 99
McLean, Norm	1959, 60, 61	Monahan, Brad	1991, 92	Nisbet, Archie	1920, 21, 22	Parkinson, Stan	1960, 61
McMahon, John	1977	Moncrease, Chris	2009, 10, 11	Nisich, Erick	2019, 20	Parks, Ted	1965
McMahon, Rhett	1911	Montagne, William	1947, 48, 49	Niswander, Roy F.	1926	Parque, Larry	1958, 59
McMillan, Dan A.	1920, 21	Montgomery, Carl	1981, 1984	Niualiku, George	1981, 82, 83	Parrish, Doug	1988, 89
McMorris, Malik	2015, 16, 17, 18	Montgomery, James	2007	Nixon, Matt	1999, 2000, 01, 02	Parson, Monte	2002, 03
McNab, John B.	1899	Montgomery, Willis	1914, 15, 16	Nnabuife, Bryant	2008, 09, 10	Partee, Ben	1974
McNutt, William F., Jr.	1896	Moore, Collin	2018, 19, 20, 21	Noa, Kanawai	2015, 17, 18	Pascoe, Robert	1930, 31, 32
McQuary, Jack	1939, 40, 41	Moore, Damien	2020, 21, 22	Noble, Don	1983, 84, 85, 86	Paster, Trey	2021, 22
McWilson, Marlon	1994, 95, 96	Moore, Jascha	1992, 93	Noble, Ray	1983, 84	Patterson, Craig	1981, 83
McWilliams, Tyson	2022	Moore, Shawn	1992, 93	Nobles, Donald	1985, 86, 87	Patton, Billy	1958, 59, 60
Mead, Harry R.	1904, 05	Moore, Steven	2013, 14, 15, 16	Nonhof, Randy	1993, 94	Patu, Orin	2021, 22
Meadows, Jerome	2009, 10	Moore, Tyrone	1985, 87	Noonan, Chris	1988, 91, 92	Paul, Tevin	2017, 18, 19
Meade, Ken	1958-59	Moos, Ben	2019	Nordstrom, Raymond	1934, 35, 36	Pauley, Charles W.	1908, 10, 11
Mebane, Brandon	2003, 04, 05, 06	More, John F.	1898, 1901, 02, 03	Norris, Hal	1951, 52, 53, 54	Pavlow, Fred	1944
Medanich, Frank	1929, 30, 31	Morey, Charles,	1934	Northcraft, James F.	1909	Pawlowski, Mike	1988, 89, 90, 91
Medaris, John	1970	Morrah, Cameron	2006, 07, 08	Northnagel, Bradley	2015, 16	Paxton, Marshall W.	1917
Meek, Dave	1932, 33, 34	Morris, Howard	1932, 33	Norton, Robert B.	1927, 28, 29	Payne, Kendrick	2009, 10, 11, 12
Meek, John	1935, 36, 37	Morris, Laird M.	1909, 10, 11, 12	Norwood, Jim	1963	Pearce, Gerald G.	1924
Meers, Mike	1967, 68, 69	Morrison, Jesse B. (Duke)	1920, 21, 22	Nourse, William	1943	Pearson, Harold	1998, 99, 2000
Mehan, Tim	1975	Morse, Clinton R.	1896	Nwangwu, Daniel	1999, 2000, 01, 02	Peart, Stirling	1909, 10, 11, 12, 13
Mekari, Patrick	2015, 16, 17, 18	Morton, Craig	1962, 63, 64	Nwokocha, Chibuzo	2016	Peele, Robert	2006, 07
Mekari, Tony	2014, 15, 16, 17	Moser, Mark	1985			Peery, Ryan	1990, 91
Mell, Charles N.	1923, 25	Mosher, Jerry	1963, 64, 65	O		Pelonis, George	1951
Mell, Lowell W.	1924	Moskowite, George	1979, 80	O'Brien, Mike	1976, 77	Penafior, Manuel	1960, 61
Mello, Brandon	2019, 20	Mosley, Dan	1979, 80, 82	O'Brien, Walter M.	1922	Penhall, Dave	1969, 70
Melville, Dan	1977, 78	Moulton, Ken	1963, 64, 65	O'Callaghan, Ryan	2002, 03, 04, 05	Penton, John, Jr.	1993, 94, 95
Meredith, Bob	1976, 77	Moye, Jeff	1975, 76	Odom, DeWayne	1987, 88, 89, 90	Peoples, Wendell	1985, 86
Mering, Pete	1950, 51	Moye, Justin	2005, 06, 07	O'Donnell, Mike	1984, 85	Perkins, Randall	2001
Merlo, Fred	1971	Moyle, Mike	1972	O'Dorisio, Kevin	1972, 73	Perrin, Paul V.	1925
Merlo, Joe	1941, 42	Muehlberger, Roy	1949	Ogden, Brenton R.	1951	Perrin, Toni	1958
Merz, Aaron	2002, 03, 04, 05	Muga, Dave	1961	Ogunbanjo, Joseph	2018	Perry, Cliff	1939
Meserve, Keith	1951, 52, 54	Muhammad, Khalfani	2013, 14, 15, 16	O'Hare, Dean	1951	Perry, Donald C.	1923
Meshak, Tom	1961	Muhammad, Saleem	1998, 99, 2000	Okafor, Christian	2013	Perry, Gerald	1952
Messner, Russell	1941, 42	Muir, James	1944, 46, 47	O'Keith, Marcus	2003, 04, 05, 06	Pessler, Daryl	1989, 91
Metoyer, Mike	1983, 84	Muller, Harold P.	1920, 21, 22	Oladejo, Oluwafemi	2021, 22	Peters, Greg	1974, 75, 76
Mettauer, McKade	2019, 20, 21	Mullins, Robert	2008, 10, 11, 12	Olguin, Hank	1958	Peters, Matt	1998
Meyer, Herb	1944	Muncie, Chuck	1973, 74, 75	Oliver, Bob	1953, 54, 55	Peterson, Chas	2017
Meyers, Walter	1945	Munn, Greg	1973, 74	Oliver, Bryan	1985	Peterson, Howard	1944, 45
Meyersieck, Jim	1976, 77	Munroe, Richard	1973	Oliver, Marcus	1997, 98, 99	Peterson, John	1951
Micco, Pat	1972, 74, 75	Murphy, Chris	2000, 01, 02, 03	Oliver, Steve	1972, 73, 74	Pettway, Ken	1984, 85
Michael, John	1956, 57, 58	Murphy, Jonathan	2003, 04, 05	Oliver, Travis	1986, 87, 88, 89	Philip, Marvin	2000, 03, 04, 05
Michelsen, Ed	1952	Murphy, Stan	1969, 70	Olivia, Joe	1954, 56	Phillips, Don	1953
Miksits, John	1950, 51			Olson, Pete	1961	Phillips, Irvine L.	1926, 27, 28
Miles, Darrell	1993, 94	N		Olszewski, John	1950, 51, 52	Phillips, Jim	1962, 63, 65
Miller, Anthony	2008, 09, 10, 11	Nady, Scott	1992, 93	O'Neal, Deltha	1996, 97, 98, 99	Phillips, John	1968, 69
Miller, Don	1974	Najarian, George	1952, 53, 54	Ooms, Addison	2015, 16, 17, 18	Phleger, Carl A.	1908, 10, 11
Miller, Keith	1998, 99	Najarian, John	1945, 47, 48	Orlich, Jeff	1973, 74	Phleger, Herman H.	1910, 11
Miller, Otis A.	1925, 26	Najarian, Paul	1979, 80, 82, 83	Orr, Mark	1996, 97, 98	Piatt, Griffin	2014, 15
Miller, Rich	1977, 78	Nartey, Kofi	1994, 95, 96, 97	Ortega, David	1986, 87, 88, 89	Pickett, Gene	1940, 41, 42
Miller, Robert E.	1912	Nelms, Joe	1986, 87, 88	Ortega Jr., David	2017	Pieper, Harry	1942, 46, 47
Miller, Ron	1966, 67, 68	Nelson, Alan	1961, 62	Ortlieb, Craig	1943	Pierovich, George	1959, 60, 61
Miller, Roswell	1915	Nelson, Gill	1952	O'Steen, Dwayne	1973, 74	Pierre, Bruce	1997, 98
Miller, Tim	1977	Nelson, Lyle	1949	Ott, Jaydn	2022	Piestrup, Don	1956, 58, 59
Minahen, Bob	1948, 49, 50	Netherda, Alex	2016, 17, 18, 19	O'Toole, Lawrence S	1905	Piestrup, Mel	1961
Minahen, Timothy	1946, 47, 48	Neuhaus, John A.	1915	Overall, Orval F.	1900, 01, 02, 03	Piller, Lloyd	1932
Minamide, Ron	1965	Neuhaus, Robert	1930	Overton, Scott	1973	Pillsbury, Dave	1982, 83, 84
Mini, Elvezio	1901, 02, 03	Newberry, Dave	1976	Owusu, Ernest	2008, 09, 10, 11	Pimentel, Mickey	2005, 06
Mitchell, Don	1955	Newberry, Jeremy	1995, 96, 97			Pinson, Jim	1962, 63, 64
Mixco, Edgardo	1979, 80	Newell, Pat	1957, 58, 59	P		Pipersburg, Phillip	1997, 98, 99, 2000
Mixon, Tim	2003, 04, 05	Newman, Sterling R.	1927, 28	Paga, Shaun	1997, 2000	Pitta, Dennis	1967, 68
Moala, Viliami	2011, 12, 13	Newmeyer, Donald	1923	Palamountain, Greg	1963, 65	Pitto, Louis	1928, 29
Modster, Devon	2019, 21	Newton, Tom	1975, 76	Palmer, Chris	2016, 17, 18	Pittore, Jess	1961
Moeller, Kenneth	1933, 34	Nichelmann	Will O., 1925	Palmer, David	1978, 79, 80, 81	Plasch, William	1937, 38, 39
Moen, Kevin	1979, 80, 81, 82	Nicholas, Rey	1986, 87	Palmer, Jeff	1963, 64, 65	Pleis, Matt	1977
Moffett, Ron	1977, 78	Nicholau, George E.	1942			Plummer, Gary	1981, 82
Mogni, Dave	1977, 78						

ALL-TIME LETTERWINNERS

Plummer, Jack	2022	Reist, Lloyd	1965, 66, 67	Rutherford, Reynard	1992, 93, 94, 95	Seppi, Dave	1968, 69, 70
Plunkett, W.T.	1896	Relles, George	1932, 33	Ryan, Dan	1967, 68	Sergeant, Lou	1985, 86, 87
Poddig, Herbert	1946, 47, 48	Relles, Tom	1963, 64, 65			Serwanga, Kato	1996, 97
Poe, Keith	1981, 83, 84, 85	Remigio, Nikko	2018, 19, 20, 21	S		Session, T.J.	2022
Polk, Makai	2019, 20	Remington, Brian	1990, 91, 92, 93	Sabichi, George C.	1903	Setoga, Setoga	1973
Pollack, Milton	1936, 37	Renouf, Clement A.	1907	Saffell, Michael	2017, 18, 19, 20	Sevy, Jeff	1972, 73
Pollock, Morris	1936, 37	Rhodes, Andre	1994, 95, 96, 97	Saffell, Cameron	2015, 16	Sewell, Edward G.	1918
Pompa, Tim	1999, 2000	Rice, Leland	1928, 29	Saffold, Terry	1977	Shaeffer, Nick	2001
Poppin, Nick	1954, 55	Richards, Bob	1968, 69, 70	Sagapolu, Onesemo (Sam)	1991, 92	Sharp, Jason	1995
Portee, Tyrone	1979, 80, 81	Richards, Chris	1986, 87, 88	Salem, Harvey	1979, 80, 81, 82	Sharp, Leroy B.	1914, 15, 16
Porter, Michael	2003	Richards, James	1989, 90	Salisbury, John	1965, 67, 68	Shaughnessy, Mike	1972, 73
Porto, Frank	1942	Richardson, Darrell H.	1917	Sally, Frank	1957, 58, 59	Shaw, Bobby	1994, 95, 96, 97
Potter, Sheldon	1930	Richardson, Rich	1994, 95	Sanders, Ray	1989, 90, 91	Shaw, Bradrick	2020
Poutasi, Poutasi	2019, 20	Richardson, Stanley M.	1905	Sanguinetti, Don	1979	Shaw, Dave C.	1977, 78
Povio, Brandon	2002, 03	Richter, Les	1949, 50, 51	Santos, Rick	1986, 87	Shaw, David S.	1977, 78
Powe, Darius	2012, 13, 14, 15	Ricks, Greg	1975, 76	Sanyika, Sekou	1996, 97, 98, 99	Sheahan, Jamieson	2020, 21, 22
Powell, Jemeel	1999, 2000, 01, 02	Riddle, Ryan	2003, 04	Sargent, John E.	1924, 25, 26	Sheeman, Edward J.	1901, 02
Powell, Robert	1944, 45	Riegels, Roy	1927, 28, 29	Sargent, Kevin	1984	Shepherdson, John	2011, 12, 13, 14
Powell, William	1951, 52	Riesenberg, Doug	1983, 84, 85, 86	Sarver, Charles	1948, 49	Sheridan, Jim	1966, 68, 69
Powers, Todd	1985, 86, 87, 88	Rigisich, Serge	1977	Sasaki, Kenji	1961	Sheridan, Kursten	1994, 95, 96, 97
Pratt, Randy	1983	Rigsbee, Jordan	2012, 13, 14, 15	Satchell, Charles	2009	Sherman, Marc	1981
Premo, George W.	1901	Rigsbee, Tyler	2010, 11, 12	Sauer, Ralph	1937, 38, 39	Sherman, Robert P.	1901, 02
Pressley, Legro	1918	Riley, Kevin	2007, 08, 09, 10	Saunders, Ethan	2021, 22	Sherwood, Jon	1985, 86, 87, 88
Pressley, Norman	1948, 49	Rios, Matt	2009, 10, 11	Shaunders, Ward B.	1913, 14, 15	Shields, Brian	1994, 95, 96, 97
Preuitt, Justin	2009	Risley, Thomas E.	1905	Sawin, Steve	1968, 69, 70	Shore, Nathan	1946, 47
Price, Jarred	2009, 10	Rivera, Bug	2015, 16	Sayer, Tom	1983	Shotwell, Steve	1980, 81, 82, 83
Price, Tyrone	1962	Rivera, Ron	1980, 81, 82, 83	Scarlett, Brennan	2011, 12, 14	Shwayder, David	1945
Prindville, Terry	1956	Rivera, Steve	1973, 74, 75	Scarlett, Richard	1929	Siemieniec, Gabe	2017, 19
Pringle, Charles A.	1897, 98, 99, 1900	Rix, Leland	1985, 86	Scattini, Anthony	1987	Simmons, Cliff	1966
Psalms, Malik	2016, 17, 18	Roberson, Winfred	1985, 86, 87	Scattini, Jerry	1959, 60, 61	Simms, Rusty	1982, 84
Purnell, Rick	1976, 77	Roberts, Cliff	2000, 01, 03	Schabarum, Pete	1948, 49, 50	Simpson, Frank W.	1896, 97
Purnell, Rob	1970, 71	Roberts, Darrell	1956, 57	Schaeffer, James G.	1906, 07	Sims, Fred	1993, 94
Purtz, Chris	2005	Roberts, Frank	1945	Schaldach, Henry	1930, 31, 32	Sinclair, Dan	1965, 66
Puskas, Ryan	2021, 22	Roberts, George	1995, 96, 97	Schell, Mike	1968	Singleton, Brandon	2016, 17
Pyle, Bob	1972, 73	Roberts, Jaedon	2020, 21, 22	Schellenberg, Bob	1988, 89	Sirmon, Jackson	2022
		Robertson, Demetris	2016	Schlegel, Drew	2021	Sitta, Pete	1975, 76
		Robertson, Erik	2004, 05, 06	Schlichting, Fred	1929	Skaugstad, Daryle	1975, 78, 79
		Robertson, Reggie	2001, 02, 03, 04	Schmalenberger, Herb	1948, 49	Skinner, Ben	2019
		Robison, Don	1949, 50, 51	Schmidt, Charles	1928	Skinner, Edward A.	1917
Q		Rochlin, Dave	1984	Schmidt, John	1964, 65, 66	Skinner, Horace R.	1913
Queen, David	1938, 40	Rochlin, Steve	1983	Schmidt, Randy	1972, 73	Slater, Sid	2001, 02, 03, 04
Quisling, Milo	1932, 33	Rockett, Matt	2014, 15, 17	Schneider, Tom	2004, 05, 06, 07	Slauson, Sal	1957
Quist, George	1943	Rodger, Tom	1957	Schraub, Jack	1963, 64	Stevin, Dan	1986, 87, 88, 89
		Rodgers, Aaron	2003, 04	Schueller, Jeff	1984	Slocum, Tracy	2008
R		Rodgers Sr., Richard	1980, 81, 82, 83	Schultz, Eric	1948, 49	Smidt, Joe	1956
Radich, Steve	1963, 64, 65	Rodgers, Richard	2011, 12, 13	Schultz, Steve	1967, 68, 69	Smiland, Bob	1976, 77
Ralston, John	1950	Rogers, Bob	1970, 71	Schurr, Werner A.	1921	Smith, Blaise	1984, 85
Rambo, Evan	2015, 18	Rogers, Chris	2020, 22	Schutte, Bryan	2006	Smith, Bobby	1965, 66, 67
Ramos, Nico	2021	Rogers, Ernie	1987, 1989, 90	Schwartz, Mitchell	2008, 09, 10, 11	Smith, Branden	2018, 19, 21
Ramseier, Rager	1955, 56, 57	Rohme, Brayden	2020, 21, 22	Schwartz, Perry	1935, 36, 37	Smith, Byron	1981, 82, 83
Randolph, Anthony	1989, 90, 91	Rojeski, Frank	1944	Schwartz, Richard	2003	Smith, Corey	1998, 99, 2000
Ransome, Arthur W.	1896	Romero, John	1997, 98, 99	Schwarz, Bert F.	1926, 27, 28, 29	Smith, Don	1997, 98
Ransome, Clark	1861	Rose, Joe	1977, 78, 79	Schwenke, Brian	2009, 10, 11, 12	Smith, Donn	1955
Ransome, John	1931, 32, 33	Roseman, Scott	1989, 90, 91, 92	Schwocho, Kenneth L.	1953, 54	Smith, G. V.	1896
Rask, Gunnar	2020, 21, 22	Ross, Jeremy	2008, 09, 10	Scott, Daniel	2018, 19, 20, 21, 22	Smith, George	1934
Rasmussen, George	1943	Ross, Kelvin	1985, 86, 87, 88	Scott, Dennis	1938	Smith, Harrison	2002, 03, 04, 05
Rau, Walter F., Jr.	1923, 24, 25	Rosso, Ray	1938, 39	Scott, Gerald L.	1949	Smith, Holden	1976, 78, 80
Raulston, Brad	1990	Roth, Joe	1975, 76	Scott, Myron	1993	Smith, Jack	1937, 38, 39
Rawn, Walter	1941	Rottke, Curtis	1944	Scott, Will	2002	Smith, James	2000, 01
Ray, Thomas	1938	Rowe, Andrew C.	1917, 19	Seaver, Donald	1942, 46, 47	Smith, Jason	2000
Redmond, Castle	1988, 89, 90	Rowell, Robby	2019, 21	Seawright, David	2008, 09	Smith, Jerry D.	1972
Reece, Steve	1969, 70	Roycroft, Glen	1976	Sebahar, Ron	1985, 86, 87	Smith, John H.	1914, 15
Reed, C. W., Jr.	1898	Rozier, Bob	1977, 78	Sebastian, Avery	2011, 12, 14	Smith, Joseph	1931
Reed, Chuck	1967	Rubenzer, Luke	2014, 15, 16, 17	Segale, Andy	1958, 59, 61	Smith, Kyle	2021
Reed, Delroy	1979	Ruef, Josef	1992	Segura, J.P.	1999, 2000	Smith, Louis	1937, 38, 39
Reed, James	1975, 76	Rutchena, Nate	2021, 22	Seifert, Ted	1972, 73	Smith, Marquis	1995, 96, 97, 98
Reed, Mike	1983, 84	Rusev, John	1963, 64	Selfridge, James R.	1897	Smith, Michael	1986, 87, 88, 89
Reedy, Mountford	1933, 34	Rusinek, Mike	1983, 84	Semien, Damien	1990, 91, 92, 93	Smith, Mortimer, Jr.	1942
Reginato, Angelo	1938	Russell, William	1913, 14, 15, 16	Semmens, Paul	1937, 39	Smith, Noah	2004, 05
Reinhard, Robert	1939, 40, 41	Russi, Matt	2006, 07, 08	Senior, Walt	1955	Smith, Robert	1972, 74, 75
Reinhard, William	1941, 46	Rust, John	2003, 04, 05			Smith, Scott	1982, 83, 84
Reinwald, Gavin	2017, 19, 20, 21						
Reis, Larry	1966, 67, 68						

ALL-TIME LETTERWINNERS

Smith, Scott	2004, 05, 06	Strang, Vincent	2002, 03	Thompson, Brad	1989, 90, 91, 92	VanderLeest, Wayne	1978
Smith, Tad	2007, 08, 09	Street, Chris	2021	Thompson, Jesse	1975, 76, 77	Vander Meer, Ron	1972, 74
Smith, Tarik	1993, 95, 96, 97	Streshley, Bill	1958	Thompson, Syd'Quan	2006, 07, 08, 09	Van Heuit, Carl	1949, 50
Smith, Tim	1942	Stress, Skip	1967	Thorell, Alvin	1933, 34, 35	Van Hoesen, Greg	2004, 05, 06, 07
Smith, Tim	1980, 81, 82	Strickland, Howard	1973, 74	Thornton, Ellis	1929, 30	Van Horn, Eugene E.	1928
Smith, Tony	1986, 87, 88, 89	Stringer, Scott	1971, 72	Thrams, Neil	1944, 46	Vanis, Tommy	2019
Smith, Vern	1975, 76	Stroud, Alex	2008	Thure, Brian	1991, 92, 93, 94	Van Meter, Bryan	2005, 06
Smith, Warren W.	1898, 99, 1900	Stroud, Benjamin	1901, 02, 03, 04	Tilden, Charles L., Jr.	1914	Vartan, Brent	1995, 96, 97
Smith, Zach	2007, 08	Stroud, John A.	1909, 10, 11, 12	Timmerman, Dolph	1929, 30	Vatikani, Sioape	2022
Snedigar, Ollie F.	1901, 02, 03, 04	Stuart, Joe	1943, 44, 45	Tinkham, Frank	1955	Vaughn, Darryl	1990
Snell, Eric	2005	Stubblefield, Greg	1979, 80	Tipoti, Aaron	2009, 10, 11, 12	Vaughn, Ron	1961, 62
Snow, Jeff	1958, 60	Stull, Roger	1960, 61, 62	Toailoa, Lone	2018, 19	Veasy, Jordan	2016, 17
Sokolov, Ronald	1946, 47	Stump, Lawrence	1941, 46	Todd, Tim	1969, 70, 71	Vedder, Justin	1997, 98
Sofele, Isi	2009, 10, 11, 12	Stumpf, Brian	1997, 99	Toews, Loren	1971, 72	Vera, Alonso	2017, 18
Solari, Ray	1949, 50	Sturvidant, J. Michael	2021, 22	Toler, Burl II	1974, 75, 76, 77	Vera, Marc	1994, 95, 96, 97
Solinsky, Edward	1937	Sugarman, Adam	1999, 2000, 01	Toler, Burl III	2001, 02, 03, 04	Verducci, Joseph	1932, 33
Solvin, Howard	1957	Sullivan, John	1980, 81, 82, 83	Toles, Tyson	1988, 89, 90	Vereen, Shane	2008, 09, 10
Sorenson, Bruce	1979, 80	Sullivan, Kevin	1983, 84, 85, 86	Tollner, Ryan	1997, 98	Vessey, Ned	1975, 76
Sorenson, Robert S.	1907, 08	Sullivan, Michael	1983, 84, 85, 86	Toney, Charles T.	1920, 21	Vidmar, Bruce	1988, 89
Souza, Alfred	1936	Summerfield, Sean	1984	Tonges, Jake	2018, 19, 20, 21	Vincent, Brian	1979
Souza, George	1948, 49	Summers, Steve	1978	Tongilava, Aisea	2014, 16, 17	Vincent, Mike	1971
Souza, George	1955	Summers-Gavin, Matt	2009, 10, 11, 12	Toomey, Irving F. (Crip)	1920, 21	Volker, Ray	1971, 72
Spalding, James E.	1923	Sundberg, Nick	2005, 06, 07, 08	Topham, Wellman H.	1924	Von der Mehden Paul	1974, 75
Sparks, Henry	1935, 36, 37	Sundstrom, Walter	1945	Torchio, J.	1980, 81, 82, 83		
Sparks, Jarrett	2009, 10	Surgener, Brian	1997, 98, 99, 2000	Torchio, Lloyd	1952, 53, 54		
Sparks, Michael	2001	Susoef, Jack	1945	Torgersen, Steve	2003		
Spears, Ricky	1991, 92, 93, 94	Sverchek, Tom	2002, 03, 04	Tozer, Richard	1931, 32	W	
Sperry, Willard E.	1904, 05	Swafford, Derek	2000, 01	Travis, Mack	1989, 90, 91, 92	Waasdorp, Jacob	1997, 98, 99, 2000
Spitz, Jeff	1976, 77	Swain, Steven L.	1968	Treggs, Brian	1988, 89, 90, 91	Wagner, Dick	1968, 69, 70
Sprague, Don	1979, 80	Swaner, Jack	1946, 47, 48, 49	Treggs, Bryce	2012, 13, 14, 15	Wainwright, Arthur	2014
Sprott, Albert B.	1918, 19, 20	Swanson, Daryl	1977, 78	Tremblay, Brian	2001, 02, 03, 04	Walgenbach, Brian	1982, 83, 84, 85
Stachowski, Rich	1979, 80, 81, 82	Swanson, Eric	1970, 71	Tronstein, Don	1954, 55	Walker, Andrew	1983, 84
Staffer, Theodore	1938, 39, 40	Swartz, Burton A.	1908, 10, 11	Trowbridge, Josh	1995, 96, 97, 98	Walker, Cameron	2013, 14, 15, 16
Stafford, Pete	1981	Swartzbaugh, John	1946	Truhitte, Robert	2000	Walker, Franklin	1934
Stafford, Roger A.	1946	Sweeney, Beau	2009, 10	Trumbo, Jack	1960, 61	Walker, Langston	1998, 99, 2000, 01
Stafford, Steve	1988, 90, 91, 92	Sweeney, Steve	1970, 71, 72	Tuatagaloa, Natu	1985, 86, 87, 88	Walker, Wesley	1973, 74, 75, 76
Stahlheber, Sam	1991, 92	Swenson, Rob	1972, 73, 74	Tucker, Verran	2008, 09	Walker III, Ricky	2018, 19
Stallworth, Darryl	1984, 85, 86, 87	Swigart, Robert	1941	Tuft, Morton M.	1896	Wallace, Anthony	1989, 90
Stallworth, James	1992, 93, 94, 95	Swillis, Kevin	1995, 96, 97, 98	Tugbenyoh, Mawuko	1996, 97, 98, 99	Wallace, Dwayne	2016
Stanek, Stan	1972	Swinney, Marcus	1932, 33	Tuggle, John	1979, 80, 81, 82	Walsh, Eddie	1980, 81, 82, 83
Stanger, Ryan	1999, 2000, 01	Swisher, Armand	1940, 41	Tuitama, Nofoaalii	2000, 01	Walsh, Jeff	1981
Stanton, Forrest Q.	1906	Swoboda, Tom	1999, 2000, 01, 02	Tuller, Walker K.	1907	Walsh, Michael	1985
Starr, Claude D.	1901			Tupy, Joe	1982, 84, 85	Walter, Jerry	1962, 64
Staskus, Kim	1973, 74	T		Turner, Bill	1961, 62	Walthall, John M.	1896
Stassi, Sam	1961	Tabor, Scott	1986, 87	Turner, James	1946, 47, 48, 49	Ward, LaShaun	1999, 2000, 01, 02
Stathakis, George	1949	Tafisi, Nu'u	2005, 06	Turner, Pat	1976, 77, 78, 79	Ward, Roy	1949, 50
Steele, Chuck	1985, 86	Tagalao, Faasamala	1988, 89	Turner III, Trey	2015, 16, 18, 19	Wardlaw, Joe	1950
Stephens, Howard	1920, 21	Tagalao, Freddie	2012, 13	Turpin, Miles	1982, 83, 84, 85	Warhurst, Blane	1972, 73, 74
Stephens, Mark	1982, 83, 84, 85	Tagalao, Ray	2003, 04	Twitchell, Frederick M.	1906, 07, 08	Wark, Jacob	2011, 12, 13
Stephens, Paul	1966	Talley, Al	1952, 53	Tyndall, Bill	2011, 12, 13	Warner, Bob	1975, 76
Steussie, Todd	1990, 91, 92, 93	Tandy, Edward	2013, 14	Tyndall, John	2008, 09, 10, 11	Washington, Anthony	1977, 78
Stevens, Craig	2004, 05, 06, 07	Tartabull, Quentin	2016, 17, 18			Washington, Leon	1975, 76
Stevens, Eric	2009, 10, 11, 12	Tattersall, Evan	2019, 20, 21			Washington, Timmy	1978
Stewart, Charles	1932, 33	Ta'ufu'ou, Will	2005, 06, 07, 08	U		Waterbury, Edward	1931
Stewart, Jimmy	1979, 80, 81, 82	Tavake, Johnny	1993, 94, 95	Ude, Russ	2017	Watkins, Brian	1990, 91
Stewart, John	1955, 56, 57	Tavecchio, Giorgio	2008, 09, 10, 11	Udeogu, Chinedu	2017, 18, 19	Watkins, Craig	1976, 77, 78
Stewart, John A.	1918	Taylor, Derek	1985, 86, 87, 88	Ugenti, Paul	1999, 2000, 01, 02	Watkins, George	1930, 31
Stewart, Todd	1993, 94, 95, 96	Taylor, Troy	1986, 87, 88, 89	Uluave, Semisi	2015, 16, 17, 18	Watson, Robert B.	1918
Stewart, Wayne	1966, 67, 68	Tedford, Quinn	2011	Uperesa, Kevin	1977, 78	Watson, Tre	2014, 15, 16
Stockton, Vard	1935, 36, 37	Tenney, Conrad	1933, 34, 35	Upshaw, Regan	1993, 94, 95	Watts, Bert	2000, 01, 02
Stoll, William	1936, 37, 38	Teofilo, Chet	2005, 07, 08, 09	Urrea, Dave	1962 63	Watts, David	1998, 99, 2000
Stone, Bud	1946	Tepper, Mike	2006, 07, 09	Uteritz, Irvine, Jr.	1945	Watts, Edward L.	1908, 09, 11
Stone, James	1937, 38	Tercero, Scott	1999, 2000, 01, 02	Uwaezuoke, Iheanyi	1992, 93, 94, 95	Ways, Moe	2018
Stone, Maika	1966	Terry, Jermaine	2021, 22			Weaver, Evan	2016, 17, 18, 19
Stone, Ralph	1930, 31	Tevis, JH	2019, 20, 21	V		Webb, Cole	2015
Storer, Byron	2003, 04, 05, 06	Thane, Bartlett L.	1897, 98	Valianos, Leon	1930, 31, 32	Webb, Davis	2016
Story, Ron	1981, 82, 83, 84	Thatcher, Frank D.	1924	Vallejo, Edward	1936	Webb, Greg	1993, 94
Stovall, Melquise	2016	Thomas, Greg	1958	Vallotton, Bill	1955, 56	Weber, Fred	1972, 73
Stow, Edgar W.	1905, 06, 07	Thomas, Greg	2018, 19	Van Deren, Frank	1947, 48	Webster, Percy E.	1908
Stow, S.M.	1900, 01, 02, 03	Thomas, Perry	1935, 36, 37	Vanderbilt, Khari	2015, 16	Webster, Staten	1948
Stowers, Bill	1971					Wedemeyer, Kale	1989
						Weeks, Robert	1943

ALL-TIME LETTERWINNERS

Weeth, Waldo W.	1928	Williams, Fred	1979, 80, 81, 82
Weil, Richard, S.	1962	Williams, Garey	1982, 84, 85
Weingarten, Bob	1973	Williams, Gentle	2017, 18, 20, 21
Weiss, Ivan	1973, 74	Williams, John	1977, 78
Welbourn, John	1995, 96, 97, 98	Williams, Justin	1995
Welch, Bert	1934	Williams, Matt	2012
Welch, Edward	1945, 46	Williams, Miles	2020, 21, 22
Wells, Carlton G.	1916, 17, 18, 19	Williams, Myles	2022
Wells, D'Andre	1986, 87, 88	Williams, Paul	1967, 68
Wells, Kyle	2017, 18	Williams, Sam	1951, 52, 54
Wendt, Mark	1971, 72, 73	Williams, Sam	1973
Wenstrom, Marlin	1984, 85	Williams, Steve	2010, 11, 12
Wersching, Randy	1969, 70	Williams, Terrell	2001, 02, 04, 05
Wersching, Ray	1971, 72	Williams, Worrell	2005, 06, 07, 08
West, Francis S.	1923	Williams, Yauger	1995, 96, 97, 99
West, Harry	1951	Willis, Brandon	1994, 96, 97
West, William D.	1917	Wills, Bob	1959, 60, 61
Westbrook, Tony	1993	Willis, Joel	2012, 13, 15
Westerfield, Noah	2014, 15, 16	Willsey, Ray	1951, 52
Westerfield, Otto F.	1900	Wilson, David	1988, 89, 90, 91
Westerman, Chris	1988, 89, 90	Wilson, DeVante	2015, 16
Westfall, Andy	1969	Wilson, John	1953, 54, 55
Westfall, Kevin	1973	Wilson, Leo K.	1918, 19
Wetherell, Dan	1979, 80, 81	Wilson, Mark	2000, 01, 02, 03
Whalen, Glenn	1938, 39, 41	Wilson, Theodore	1937, 38
Wharton III, Vic	2016, 17, 18	Winkler, George H.	1896
Wheatcroft, Ron	1955, 56, 57	Winterbottom, Raymond	1936, 38
Wheeler, Charles	1937	Winton, Keith	1943
Wheeler, Charles S., Jr.	1910	Witter, Jean	1941
Wheeler, Len	1943	Witter, John I.	1923
Whipple, James	1896, 97, 98, 99, 1901, 02, 03	Witter, William	1946
White, Brian	1999, 2000	Wolf, Oscar	1898
White, Darius	2014, 15	Wolfe, Terry	1962
White, Deon	2018	Wolleck, Tim	1997, 98
White, Ed	1966, 67, 68	Womble, Lloyd	1898, 99, 1900, 01
White, Edwin D.	1904	Woodall, Brent	1988, 89, 90, 91
White, Gordon H.	1924	Woodard, Greg	1979
White, Henry K.	1917	Woodie III, Raymond	2021, 22
White, Joshua	1997, 98, 99	Woods, Jerry	1966, 67, 68
White, Mike	1955, 56, 57	Woodson, Craig	2020, 21, 22
White, O. Z.	1969, 70, 71	Worstell, Patrick	2014, 15, 16
White, Russell	1990, 91, 92	Wright, Cliff	1953
White, Sherman	1969, 70, 71	Wright, Darell	1978
White, Steve	1982, 83	Wright, Tyran	1979, 80, 81
White, Terry	1981		
Whitehurst, Drake	2013, 14	Y	
Whitener, Chad	2013	Yaghi, Chris	2016
Whiteside, Cecil	2011	Yamamoto, Greg	2005
Whiteside, Majett	1985, 86, 87, 88	Yarnway, Dasarte	2010, 11, 12
Whiting, Brandon	1994, 95, 96, 97	Yauman, Charles	1976
Whitman, Julian C.	1905, 06	Yerman, Jack	1957, 58
Whyte, Charles J.	1931	Yon, Hugo	1994
Whyte, Don	1953	Youdall, Peter	1939
Wiedemann, Ken	1967, 68, 69	Young, Charlie	1977, 78
Wilborn, Jason	1988, 89, 90, 91	Young, Eddie	2007, 08
Wilcox, Don	1968	Young, Isaiah	2021, 22
Wilder, Francis A.	1898	Young, Joel	1997, 98, 99
Wiley, Peron	2001, 03	Young, John A.	1924, 25
Wiley, Terry	1980, 82	Young, Monroe	2019, 20, 21, 22
Wilfley, Harrison	2012, 14	Young, Ray	1955
Wilhelm, Robert	1937, 38, 39	Young, Robert W.	1930
Wilkerson, David	2011	Young, Sean	2004, 05, 06, 08
Wilkes, Dwayne	1978	Young, Trvon	1993
Willard, Jerrott	1991, 92, 93, 94	Youngblood, Raymond	1969, 70, 71
Willi, Charles W.	1925	Youngblood, Sylvester	1972, 73
Williams, Arleigh	1932, 33, 34	Yun, Patrick	1994, 95, 96
Williams, Charles	1933		
Williams, Clemont	1979, 81, 82, 83		
Williams, Dick	1963, 64, 65		
Williams, Duane	1975, 76		

Z

Zacharias, Henry	1940, 41
Zahler, Derek	2000
Zawatson, Dave	1984, 86, 87, 88
Zellers, Slater	2019, 20, 21, 22
Zenker, Ron	1983, 84, 85
Zenovich, Duke	1948
Zomalt, Eric	1990, 91, 92, 93
Zomalt, Greg	1989, 90, 91, 92

AARON RODGERS
TEAM LOCKER ROOM

The Aaron Rodgers Team Locker Room is named in honor of the former Cal quarterback after the four-time NFL MVP and Super Bowl XLV MVP Aaron Rodgers made a seven-figure gift to the football program to renovate the football locker room and create the Aaron Rodgers Football Scholarship.

The renovation of the Cal football locker room was performed during the summer of 2019 and the new locker room was unveiled to the team on August 27.

The Aaron Rodgers Football Scholarship has been awarded each season beginning in 2019 to a junior college transfer. Rodgers himself came to Cal after one season at Butte College near his hometown of Chico following his prep career at nearby Pleasant Valley High School.

Dr. Paul F. White '68 also generously contributed a six-figure gift to the project. White is the brother of Ed White, a former Cal football All-American and Cal Athletic Hall of Famer who is also in the College Football Hall of Fame.

WOODALL SCHOLARSHIP
CREATED FOLLOWING WORLD
TRADE CENTER TRAGEDY

A Brent Woodall Memorial Scholarship Fund has been established to honor the former Cal tight end who died in the attacks on New York's World Trade Center on September 11, 2001. The scholarship provides funding for future student-athletes to play Cal football.

Woodall was working as a stock trader on the 89th floor of the South Tower when the building was hit. He was a four-year letterwinner at Cal (1988-91) and a key member of the 1991 squad that finished ranked No. 8 in the nation after a 10-2 record and a Citrus Bowl victory over Clemson. He completed his career with 55 receptions for 646 yards and four touchdowns.

Contributions to the Woodall Scholarship should be made out to the U.C. Regents/Brent Woodall Memorial Scholarship Fund and mailed to University of California Athletic Department, 195 Haas Pavilion, Berkeley, CA 94720.

CAL ATHLETIC HALL OF FAME

The Cal Athletic Hall of Fame, which is located on the west side of California Memorial Stadium and is open to all ticket holders after each home football game, honors the greatest Golden Bears in school history. Founded in 1986, the Hall now features 331 individuals and seven rowing teams after the addition of the six members of the 2022 class. The following pages highlight the careers of all 86 Cal football affiliates (80 players, four coaches, one announcer) who are members of the Cal Athletic Hall of Fame.

TED ALBRECHT (INDUCTED 2000)

A standout offensive tackle for the Bears from 1974-76, Albrecht earned first team Associated Press All-American honors as a senior and went on to become a first round NFL Draft choice of the Chicago Bears. A two-time first team All-Pac-8 selection, he played alongside Joe Roth, Chuck Muncie and Wesley Walker in 1975 on one of the greatest offensive teams in school history. During that '75 season, he helped the Bears earn a share of the conference title, lead the NCAA in total offense yards and set a Cal modern record for most points in a season.

AHMAD ANDERSON (2022) HALL OF FAME SERVICE AWARD

Anderson is the author of the "Bear Territory" chant frequently recited by Cal teams after victory to this day. A defensive back for the Cal football team, Anderson introduced the chant during the 1982 Cal football season. The four-year letterwinner received the Stub Allison Award as Cal's most inspirational football player his senior year and he served as defensive captain for the 1982 Big Game famous for The Play. Outside of football, Anderson was a student-athlete peer advisor and a member of the Californians and Oski Dolls Association. After graduating, he has maintained a long association with the campus, including as a student-athlete academic advisor for the College of Letters and Sciences for 12 years, and as a member of Chancellor Michael Heyman's Diversity Committee and the admissions committee.

LEONARD "STUB" ALLISON (1997)

As Cal's head coach from 1935-44, Allison compiled a 10-year record of 58-42-2 and guided the Bears to a 13-0 Rose Bowl victory over Alabama in 1938. He was coach of Cal's "Thunder Teams," and his 1937 squad finished with a 10-0-1 mark and a No. 2 national Associated Press ranking. Among the All-Americans to play under Allison were Bob Herwig, John Meek, Sam Chapman, Jon Baker, Vic Bottari, Larry Lutz, Perry Schwartz, Vard Stockton and Bob Reinhard. Prior to arriving at Cal, Allison saw duty in World War I, where he earned the nickname "Top Sarge."

TROY AUZENNE (2003)

Auzenne, a left tackle for the Bears from 1988-91, earned first team All-American honors by the Football Coaches Association his senior year. Playing on Bear teams that won both the 1990 Copper Bowl (17-15 over Wyoming) and the 1992 Citrus Bowl (37-13 over Clemson), Auzenne earned All-Pac-10 first team recognition in his final season. Drafted in the second round of the NFL Draft by the Chicago Bears, he played five years in the NFL with the Bears (1992-95) and Indianapolis Colts (1996).

JON BAKER (1991)

Baker lettered for the Bears in 1944 and from 1946-48 as a guard on offense and a linebacker on defense. After earning second team All-Coast honors in 1947, he picked up first team recognition in 1948. In those two seasons, Cal won all but a pair of games and captured the conference championship twice to earn a spot in the Rose Bowl. Baker earned the Vard Stockton Award as Cal's outstanding defensive player in the 1949 Rose Bowl. He also played rugby in 1947 and 1948. After graduating with a degree in civil engineering, he went on to a fine NFL career. Baker was the league's Rookie Defensive Lineman of the Year in 1949 for the New York Giants and an All-Pro in 1951. In 1952, he was named to the Pro Bowl.

STANLEY BARNES (1986)

Stanley Barnes played left tackle for Coach Andy Smith from 1919-21 and the Golden Bears went 24-2-2 in those years. The 1920 and 1921 teams, the first of the five immortal "Wonder Teams," went on to play in the Rose Bowl. Barnes, who served as President of his junior class, was elected to the College Football Hall of Fame in 1954.

STEVE BARTKOWSKI (1990)

The first Cal player ever to be picked No. 1 overall in the NFL Draft, Bartkowski quarterbacked the Bears from 1972-74. As a senior, he led the nation in passing with 2,580 yards, and he completed his career with a then-Cal-record four 300-yard passing games. Cal's Most Valuable Player and a consensus first team All-American in 1974, he was taken first in the 1975 NFL Draft by the Atlanta Falcons, playing in the NFL from 1975-86. In addition, Bartkowski was an All-American first baseman for the Bears baseball team in 1973.

VIC BOTTARI (1986)

Nicknamed "Vallejo Vic," Bottari was a starting halfback for Cal from 1936-38 and served as team captain as a senior. He suffered just one defeat in his final two seasons and was a consensus All-American selection in 1938. He finished his career as the third-leading scorer in Cal history with 145 points. Bottari was inducted into the Rose Bowl Hall of Fame in 1996 and is also a member of the National Football Foundation Hall of Fame. He later served as president of the San Francisco Touchdown Club.

JIM BREECH (1999)

One of the finest placekickers in both Cal and NFL history, Breech connected on 50 field goals for the Bears from 1974-77 and completed his career as the most accurate collegiate kicker ever inside 40 yards (30-of-34). He was a two-time first team All-Pac-8 performer, leading the conference in scoring in 1977 with 82 points. Selected by the Detroit Lions in the 1978 NFL Draft, Breech spent 15 seasons in the league with Oakland (1978-79) and Cincinnati (1980-92), setting an NFL record by scoring in 186 consecutive games.

SAM CHAPMAN (1986)

Chapman was a three-year starter at halfback from 1935-37 and an outstanding player on both sides of the ball. He played on Cal's undefeated 1937 squad and earned first team All-America honors that season. In 1984, he was inducted into the National Football Foundation Hall of Fame. Also an exceptional baseball player, Chapman batted .431 in 1936 and had a long professional career with the Philadelphia Athletics.

JIM "TRUCK" CULLOM (1995)

A first team All-Coast tackle in 1949, Cullom was known as "The Toe" for his kicking abilities. He set a Cal record by scoring in 25 consecutive games from 1947-49 and made 103 PAT attempts during his career. The Bears were 29-3 during his career and went to the Rose Bowl in his junior and senior seasons. Cullom, who played briefly in the NFL, served as an assistant coach with the Bears from 1964-71 under Ray Willsey. He also was a standout rugby player at Cal and helped Doc Hudson coach that team upon his graduation.

SEAN DAWKINS (2005)

Dawkins, a consensus first team All-American wide receiver for Cal teams that earned back-to-back appearances in the Copper and Citrus Bowls following the 1990-91 seasons, snared 65 passes for 1,070 yards and a school-record 14 touchdowns to lead the Pac-10 during his senior season in 1992. Also named first team All-Pac-10 and Cal's Most Valuable Player in 1992, Dawkins was chosen by the Indianapolis Colts in the first round of the 1993 NFL Draft. He played 10 seasons in the NFL with Indianapolis (1993-97), New Orleans (1998), Seattle (1999-2000) and Jacksonville (2001).

CHARLEY ERB (1992)

One of the top quarterbacks in school history, Erb was a leader of Andy Smith's "Wonder Teams" that won consecutive conference championships in 1920, '21 and '22. He had a combined record of 27-0-1 as a starter, during which the Bears outscored their opponents, 1220-81. Erb directed Cal to its first Rose Bowl appearance and No. 1 ranking in 1920. He teamed with Pesky Sprott, Crip Toomey and Duke Morrison to form the highest scoring backfield at Cal, rolling up 72 touchdowns and 510 points during the 1920 season.

JUSTIN FORSETT (2021)

Forsett was chosen first-team All-Pac-10 and Cal's Offensive MVP as a senior in 2007 when he rushed for 1,546 yards (third all-time at Cal) and tied the school season record with 15 rushing touchdowns. He also set a school mark with 305 rushing attempts that season. Forsett completed his career among the school's all-time leaders in 100-yard rushing games (T2nd, 15), rushing yards (3rd, 3,220), rushing touchdowns (6th, 26) and all-purpose yards (10th, 3768). He rushed

CAL ATHLETIC HALL OF FAME

for a career-high 235 yards vs. New Mexico State as a sophomore, which ranks fifth in school history. Forsett combined for 264 yards rushing and three touchdowns in bowl game victories over Texas A&M in the Holiday Bowl and Air Force in the Armed Forces Bowl in his final two collegiate seasons. Chosen in the seventh round of the 2008 NFL Draft, Forsett played professionally for nine seasons, including a Pro Bowl year in 2014 when he rushed for 1,266 yards with the Baltimore Ravens.

ROD FRANZ (1986)

Cal's only three-time first team All-American in football, Franz was Cal's starting right guard from 1947-49. He helped the Bears to a 29-3 cumulative record during those three seasons and back-to-back Rose Bowl appearances in his two campaigns. Also an assistant coach at Cal in 1956 and '57, Franz was elected to the National Football Foundation Hall of Fame in 1977.

TONY GONZALEZ (2015)

Considered the greatest tight end in NFL history and one of the best to ever play the position at Cal, Gonzalez was a two-sport letterwinner for the Golden Bears who starred in both football and basketball. In football, he was named a first-team All-American as a junior in 1996 by Football News and the Sporting News, and also a first-team All-Pac-10 choice that season. His career collegiate totals include 89 receptions for 1,302 yards (14.6 avg.) with eight touchdowns. Gonzalez had 46 receptions for 699 yards (15.9 avg.) and five TDs as a 1996 junior. He was the 13th overall pick of the 1997 NFL Draft by the Kansas City Chiefs, and played 17 seasons, recording 1,325 catches for 15,127 yards and 111 touchdown receptions before announcing his retirement following the 2013 season. His receptions are the second most in NFL history, while receiving yards are fifth and touchdown receptions sixth, with all three the most ever in the NFL by a tight end. Gonzalez is a 10-time All-Pro, a 14-time Pro Bowl choice and a member of the NFL 2000's All-Decade Team.

WALTER GORDON (1986)

Gordon, a standout tackle and guard, was the first Cal player to achieve national recognition when he was chosen to the Walter Camp third team All-America squad in 1918. He earned three letters in football and helped the Bears to the Pacific Coast Conference championship his senior season. Voted into the National Football Foundation Hall of Fame in 1975, he also won the intercollegiate boxing title in 1917.

RUSTY GILL (2006)

A versatile three-year letterwinner, Gill played both fullback and halfback for Cal's football team. He was a dependable back who gained his greatest fame in his senior year, leading Cal to an 8-2 record and second place in the Pacific Cost Conference in 1931. Gill was tabbed with an assortment of All-American honors, including first team by both the New York Sun and the American Football Players, second team by United Press and honorable mention by the Associated Press. A first team All-Coast selection, Gill came from a very athletic

family, as brothers Frank, Harry, Sam and Carol all played football at Cal.

PERCY HALL (1993)

Hall was part of one of the top backfields during the early years of Cal football (1896-99), teaming with Locomotive Smith and Kangaroo Pete Kaarsberg. Cal historian Brick Morse selected him as the first team halfback on his 1937 all-time Golden Bear football squad. In 1898, Hall helped Cal to an 8-0-2 record, including the Bears' first Big Game win over Stanford when he gained 183 yards and scored a pair of touchdowns. In addition, he played three years on Cal's baseball team at both first base and in the outfield.

JIM HANIFAN (2006)

Jim Hanifan started three years at defensive end for the Bears, and in 1953 and 1954 he also started at tight end. The Bears' 1954 team captain led the nation in receiving with 44 receptions for 569 yards and seven touchdowns. He received the Andy Smith Trophy for most conference minutes, was a unanimous first team All-Coast honoree and was chosen to the Catholic All-American team. After participating in the East-West Shrine Bowl, the Hula Bowl and the College All-Star game, Hanifan was selected by the Los Angeles Rams of the National Football League and later starred for the Toronto Argonauts of the Canadian Football League. In 1973, he entered the coaching ranks and has been a long-time NFL assistant and is a former NFL head coach.

LOREN HAWLEY (2007)

Loren Hawley played both rugby and football for the Bears from 1961-65 and is known as one of the best American-born rugby players to ever play the game. Tabbed "King of the Lineouts," Hawley helped revolutionize the game with his tremendous aerial skills. Playing for the legendary Miles "Doc" Hudson, he led Cal to an undefeated record vs. U.S. competition in 1965. On the football field, he was an accomplished defensive back and wide receiver.

JACK HART (2010)

A first-team all-conference selection in 1958, Hart served as co-captain the team that won the Pacific Coast Conference and played in the 1959 Rose Bowl. As a running back, he led Cal in rushing (395 yards), receiving (396 yards) and scoring (58 points) his senior season, which was capped with two touchdowns vs. Iowa in the Rose Bowl. He also paced the Bears in scoring as a sophomore (36 points) and junior (36 points). Hart has remained close to Cal and college football since graduating, serving as executive director of the annual East-West Shrine Game and as committee chairman for the Glenn Seaborg Award, which is presented to a distinguished former Cal football player each fall. He is also a past president of Pappy's Boys, an organization of players who played for head coach Pappy Waldorf that continues to support the Golden Bears.

MATT HAZELTINE (1988)

Hazeltine was an All-American center for the Bears in both 1953 and '54, playing under head coach Pappy Waldorf. He also earned Freshman All-America honors in 1951. After graduating from Cal, Hazeltine played 15 years in the NFL, the first 14 with the San Francisco 49ers, and played in a pair of Pro Bowls.

GARY HEIN (1997)

A two-sport star for the Bears, Hein started at cornerback in 1985 and '86. He earned honorable mention All-Pac-10 honors as a senior and accumulated 132 tackles and eight interceptions during his career. Hein, though, gained most of his accolades on the rugby field, where he was a four-time All-American and captured the Woodley Award as the nation's top collegian in both 1987 and '88. He helped Cal to three collegiate titles and also played for the U.S. national team from 1986-94.

BOB HERWIG (1988)

A three-year letterwinner in both football and basketball from 1935-37, Herwig played on Cal's "Thunder Teams" on the gridiron. He picked up All-America honors at center his senior year and was inducted into the National Football Foundation Hall of Fame in 1964. On the basketball court, Herwig served as team captain his final year.

EDWIN "BABE" HORRELL (1987)

The starting center on Cal's undefeated "Wonder Teams" in 1923 and '24, Horrell served as captain of the 1924 squad, the same year he earned first team Walter Camp All-American honors. He played a big role in the first game ever contested in Memorial Stadium, tackling a Stanford runner in the end zone for a safety in a 9-0 victory. In 1969, Horrell was inducted into the National Football Foundation Hall of Fame.

TALMA "TUT" IMLAY (2000)

A two-year letterman at halfback who played for Andy Smith, Imlay was a third team Walter Camp All-American in 1924. His running and pass-catching abilities helped the '24 squad to a No. 2 national ranking at one juncture and an 8-0-2 overall record. After serving as team captain in 1925, Imlay played in the inaugural East-West Shrine game and scored the game's first touchdown.

JACKIE JENSEN (1986)

One of the greatest athletes ever to play at Cal, Jensen excelled in both football and baseball for the Bears. On the gridiron, he earned first team All-America honors at running back in 1948 when he became the first Cal runner to rush for more than 1,000 yards (1,080 yards). For his career, he finished with 1,703 yards and averaged 6.0 yards per carry. In baseball, he was twice named All-American and helped Cal to the 1947 College World Series title. At the professional level, Jensen was voted the American League MVP while with the Boston Red Sox in 1958. He was voted into the National Football Foundation Hall of Fame in 1984.

CAL ATHLETIC HALL OF FAME

JOE KAPP (1992)

Kapp played both football and basketball for the Bears in the late 1950's before returning as head football coach from 1982-86. As a player, he quarterbacked Cal to the Rose Bowl following the 1958 campaign, a season in which he also earned first team All-American honors. Kapp also lettered in basketball in 1956 and '57. After graduating, he spent eight years in the Canadian Football League before moving to the NFL, where he led the Minnesota Vikings to the Super Bowl IV on January 11, 1970. As head coach of the Bears, he compiled a 20-34-1 record.

GROVER KLEMMER (1988)

A talented all-around athlete, Klemmer lettered in track and field, football and basketball in the early 1940's. Most of his exploits came in track, where he set a world record in the 400 meters (46.0) and the 440 yards (46.4). As anchor for Cal's mile relay in 1941, he helped the Bears to a world record-time of 3:09.4.

PAUL LARSON (1994)

The only Cal quarterback ever to lead the nation in total offense, Larson earned first team All-American honors in 1954 when he also paced the country in passing with 1,537 yards and completed 64.1 percent of his attempts. Larson was 3-0-1 vs. Stanford while at Cal and his 280 passing yards vs. UCLA in 1954 was a school record at the time.

HARRY LIVERSEDGE (1996)

A versatile athlete who made his biggest headlines in track and field, Liversedge also lettered at guard in football in 1916 and in rugby in 1914. He won a bronze medal at the 1920 Olympics in the shot put with a mark of 46-5 1/4 and was an alternate for the 1924 Olympic team. Liversedge went on to a distinguished military career with the U.S. Marines, receiving both a Navy Cross and a Bronze Star and rising to the rank of brigadier general. He also helped lead the Marines ashore during the Iwo Jima campaign in 1944.

BEN LOM (1991)

Lom lettered for the Bears from 1927-29 and earned All-Pacific Coast Conference honors his last two seasons. He was a member of the Cal squad that played in the 1929 Rose Bowl and later served as the first president of the San Francisco chapter of the National Football Foundation Hall of Fame. However, he is perhaps best known as the player who tackled Roy Riegels near the goal line on his wrong way run in the '29 Rose Bowl.

MICK LUCKHURST (2005)

Luckhurst was a two-sport standout in rugby and football. He was named tournament MVP when he helped Cal to its first collegiate national rugby title by kicking a pair of penalty kicks and a dropkick to give the Bears a come-from-behind victory over Air Force in 1980. Also a standout placekicker on the Cal football

team, he led the Bears in scoring as both a junior (55 points, 9-of-15 field goals) and senior (60 points, 14-of-17 field goals). He later played for Atlanta in the NFL from 1981-87.

LAWRENCE LUTZ (2003)

Lutz was voted a first team All-American tackle by the Associated Press, the All-America Board and National American Newspaper Alliance in 1935. With Cal posting a 21-10-2 record during his three years (1933-35) on the team, he served as team captain on the '35 club that finished with a 9-1 mark. Known for his punt-blocking prowess, Lutz blocked punts against Oregon and UCLA his senior year, with both plays leading to winning touchdowns. Lutz also lettered in track and field as a discus thrower his senior year at Cal.

MARSHAWN LYNCH (2021)

Lynch was named a first-team All-American and the Pac-10 Offensive Player of the Year as a junior in 2006 when he rushed for 1,356 yards and led Cal to a share of the conference title. He is Cal's all-time leader with 17 games of 100 or more yards rushing, while his 3,230 career rushing yards rank second in school history. Lynch is tied for third at Cal in rushing touchdowns (29), and he is fourth in all-purpose yards (4,574). During his career, the Bears posted a 28-9 overall record, including 18-7 in Pac-10 games. In the 2005 Las Vegas Bowl, Lynch set Cal's single-game bowl record with 194 yards rushing and three rushing touchdowns. He was elected in the first round (No. 12 overall) of the 2007 NFL Draft by the Buffalo Bills and played for 12 NFL seasons with Buffalo (2007-10), Seattle (2010-15, '19) and Oakland (2017-18). A member of the NFL 2010's All-Decade team, Lynch won a Super Bowl with Seattle following the 2013 campaign and was a first-team All-Pro selection for the Seahawks in 2012.

O.C. "CORT" MAJORS (1990)

One of only nine athletes in Cal history to earn letters in three different sports, Majors excelled in football, track and field and baseball from 1918-21. He served as captain of the 1920 football team that went 9-0, including a win over Ohio State in the Rose Bowl. The team's captaincy is now named in his honor. Majors was also a shot put specialist in track and field, and twice lettered as a guard in basketball. He remained active with Cal Athletics after graduation, serving as president of the Big C Society and chairman of the Athletic Council.

GEOFF MCARTHUR (2018)

McArthur is one of the top wide receivers in school history. He ranks as Cal's all-time leader with 3,188 receiving yards, shares the all-time lead in 100-yard receiving games (11) and is second with 202 career receptions. In addition, McArthur is seventh at Cal with 20 touchdown catches. Named a second-team All-American as a junior in 2003, he was also chosen second-team All-Pac-10, the team's Most Improved Player and the Bay Area Sports Hall of Fame's College Male Athlete of the Year. McArthur continues to hold Cal's single-season

receiving yards mark with 1,504 in 2003 while his 85 receptions the same season are fourth. A first-team All-Pac-12 selection as a senior, he led the team in receptions (57), receiving yards (862) and touchdown receptions (7). McArthur also holds Cal single-game record for most receptions (16) and is second in receiving yards (245), picking up both in the 2003 Big Game.

DAN MCMILLAN (1989)

A key member of Cal's "Wonder Teams" in both 1920 and '21 as a tackle, McMillan helped Cal to an 18-0-1 record and a pair of Rose Bowl appearances during that span. He was also a two-time second team All-American and was inducted into the National Football Foundation Hall of Fame in 1971. In addition, McMillan was a stroke in crew and served as captain in 1921.

JOHNNY MEEK (1989)

A multi-talented quarterback on coach Stub Allison's "Thunder Teams" in the 1930s, Meek served as captain of the 1937 squad that finished 10-0-1, including a 13-0 win over Alabama in the Rose Bowl. He also earned first team All-American honors that season.

JIM MONACHINO (1999)

Monachino was a first team All-American running back for the Bears in 1950. His 84-yard rush vs. Stanford in 1949 still stands as a Cal record in the Big Game, and his 189 net rushing yards during the contest established a school record (since broken). Monachino's performance earned him a spot on the all-time Cal Big Game team announced in 1997.

JESSE "DUKE" MORRISON (1997)

Jesse "Duke" Morrison lettered at fullback in from for Cal's "Wonder Teams" that compiled a 27-0-1 record from 1920-22. Approaching a decade after his career, he remains Cal's all-time leader in career touchdowns (42) and points in a season (131, 1922). His 277 career points were a Cal record for over 70 years and remains No. 2 on the all-time charts. Known for his powerful, twisting and dodging runs, Morris was named a third team All-American by Walter Camp in 1922.

CLINTON "BRICK" MORSE (1988)

The first three-sport letterman in Cal history set a number of track and field records, and was an outstanding back on the football team from 1892-95. In addition, he played outfield for the Golden Bears' baseball squad. Morse later served as the director of the Cal Glee Club for several years and composed "Sons of California" and "Hail to California," two of the best known Cal fight songs. He is the founder of the Big C Society and wrote a book entitled "California Football History," published in 1937 that detailed Cal football history from the start through the 1937 season.

CAL ATHLETIC HALL OF FAME

CRAIG MORTON (1992)

Morton was a three-year starter at quarterback from 1962-64 who broke nearly every school record. He earned first team All-American honors as a senior and was the recipient of the Pop Warner Trophy, given to the most valuable senior on the West Coast. Morton finished his career with 4,501 passing yards, a school and Pac-8 record at the time. He was the fifth player selected in the 1965 NFL Draft and guided both the Dallas Cowboys and Denver Broncos to the Super Bowl. Morton was inducted into the National Football Foundation Hall of Fame in 1992.

HAROLD "BRICK" MULLER (1986)

Muller was the first Cal football player to earn first team All-American honors, receiving the recognition in both 1921 and '22. He led the Bears to a 27-0-1 record as a three-year starter and was voted into the National Football Foundation Hall of Fame in 1951. Also a standout high jumper, he won a silver medal at the 1920 Olympics, clearing 6-2 3/4.

CHUCK MUNCIE (1995)

One of the finest running backs in Cal history, Muncie was the Pac-8 Offensive Player of the Year, a consensus first team All-American and the runner-up in Heisman Trophy voting as a senior in 1975. He finished his career as Cal's all-time leading rusher with 3,052 yards (since broken), including 1,460 during his final campaign. Muncie was the No. 3 pick overall in the 1976 NFL Draft by the New Orleans Saints and spent nine seasons (1976-84) in the NFL, making three trips to the Pro Bowl.

HARDY NICKERSON (2004)

Nickerson led the Golden Bears in tackles from 1984-86 and was voted the team's Most Valuable Player each season. Nickerson was a first team All-Pac-10 selection as a junior with his 167 stops that remain a Cal single-season record, while his 501 career tackles rank second in school history. A fifth-round pick in the 1987 NFL Draft by Pittsburgh, Nickerson played the first six of his 16 NFL seasons with the Steelers and seven more with Tampa Bay before ending his career with brief stops in Jacksonville and Green Bay, earning five Pro Bowl honors.

JOHNNY OLSZEWSKI (1993)

A three-year letterman as a running back for the Bears from 1950-52, Olszewski earned first team All-American honors as a senior. As a sophomore in '50, he topped the 1,000-yard mark with 1,008 yards and finished his career with 2,504 yards, still eighth all-time at Cal. He was the fourth overall pick of the old Chicago Cardinals in the first round of the 1953 NFL Draft and spent 10 seasons in the league with the Cardinals (1953-57), Washington Redskins (1958-60), Detroit Lions (1961) and Denver Broncos (1962).

DELTA O'NEAL (2011)

A consensus first-team All-American in 1999 as a cornerback and return specialist, O'Neal was named the 1999 Pac-10 Defensive Player of the Year and recipient of the 1999 Pop Warner Trophy as the top senior on the West Coast. Cal's all-time leader with 4,998 all-purpose yards, he intercepted a school-record nine passes as a senior and established the Cal career mark for interception return yards with 356. He also holds Cal records for career punt-return yards (1,169), punt returns in a season (42, 1999), career kickoff returns (99), career kickoff return yards (2,472), kickoff return yards in a game (186 vs. Navy in the 1996 Aloha Bowl), career kickoff return TDs (2), and season (61) and career (209) combined kickoff and punt returns. His career kickoff return average of 24.9 ypr is second all-time behind Isaac Curtis. O'Neal finished with 11 career interceptions, returning five for TDs, and he led Cal in scoring as a senior with 36 points, all on defensive or special teams scores. He was selected in the first round of the NFL Draft by the Denver Broncos (15th overall), also playing with Cincinnati and New England during a nine-year NFL career. Twice selected to the Pro Bowl, he tied for the NFL lead with 10 interceptions in 2005 while with the Bengals.

DAVID ORTEGA (2008)

Cal's all-time leading tackler with 525 stops, Ortega was a four-year starter for the Bears from 1986-89, earning All-Pac-10 honors three times. As a senior in 1989, he totalled 159 tackles, an average of 14.5 per game, including a career-high 22 takedowns against Wisconsin and 20 in the Big Game. Ortega had a team-high 142 tackles and six interceptions - the most ever by a Cal linebacker - as a sophomore in 1987 and followed that with a 132-tackle season in 1988. After playing in the East-West Shrine Game in 1990, he signed a free agent contract with the Los Angeles Rams. Currently, Ortega works in alumni relations at Cal.

ORVAL OVERALL (1987)

Overall played both football and baseball for the Bears from 1900-03. He was a four-year starter at guard in football and is best remembered for starring in three Big Games. He blocked a kick for a safety in a 2-0 victory in 1901, booted two field goals in a 16-0 win in '02 and kicked the Bears into a 6-6 tie in '03. Overall also lettered in baseball and went on to pitch nine seasons with the Cincinnati Reds (1905-06) and Chicago Cubs (1906-13), playing in four World Series. He is the only player to ever strikeout four batters in a World Series game, accomplishing the feat in 1908.

MIKE PAWLAWSKI (2002)

Pawlowski led Cal to back-to-back bowl appearances as the Bears' starting quarterback in 1990 and '91. In his first year as signal caller, he guided Cal to a 7-4-1 record, including a victory over Wyoming in the Copper Bowl. The next season, he earned Pac-10 Co-Offensive Player of the Year honors when the Bears posted a 10-2 overall record, earned a final No. 8 national ranking from the Associated Press and defeated Clemson in the Citrus Bowl. As a senior, Pawlowski completed 60.4 percent of his passes for 2,517 yards and 21 touchdowns.

CLARENCE "NIBS" PRICE (1986)

A coaching fixture at Cal for more than 30 years, Price served as head coach of both the football and basketball teams during his career. In football, he was 27-17-3 from 1926-30 and led the Bears to the 1929 Rose Bowl. Price also handled basketball duties from 1924-54 and is the school's all-time victory leader, finishing with a 449-294 mark. He took the Bears to the Final Four in 1946. Price graduated from Cal in 1914 after lettering on the baseball team.

IRVINE PHILLIPS (1994)

Phillips played end for the Bears from 1926-28, earning first team All-American honors as a senior. He served as captain of Cal's 1928 team that went to the Rose Bowl and earned All-Pacific Coast Conference honors in 1927 and '28. Phillips also lettered as a discus and shot put specialist in track and field.

BOB REINHARD (1990)

Reinhard claimed first team All-American honors at tackle in 1940 and '41. He was also a top-rated punter for the Bears. In the 1941 Big Game, he sacked Stanford quarterback Frankie Albert for a nine-yard loss, blocked a punt and caught another blocked punt for a touchdown.

LES RICHTER (1987)

Another of Cal's National Football Foundation Hall of Fame members, Richter was a two time All-American at Cal during the final two seasons of his 1949-51 career. He kicked 40 PATs in 1951 to set a Pacific Coast Conference record. Richter played in two Rose Bowls with the Bears and also served as valedictorian of his graduating class. He went on to a nine-year NFL career with the Los Angeles Rams (1954-62).

ROY RIEGELS (1998)

Riegels, a center, served as team captain in 1929 when he earned first team All-American honors and helped the Bears to a 7-1-1 record. However, he is most noted for his role in one of the most famous plays in college football history. In the 1929 Rose Bowl, he scooped up a Georgia Tech fumble and ran 69 yards the wrong way until teammate Ben Lom spun him around at the Cal one-yardline.

CAL ATHLETIC HALL OF FAME

RON RIVERA (1994)

A consensus All-American linebacker his senior year in 1983, Rivera set a school record that still stands today with 26.5 tackles for loss that season. He was also named the 1983 Pac-10 Co-Defensive Player of the Year and was the recipient of the Pop Warner Trophy as the top senior on the West Coast. Rivera ended his career with 336 tackles, including 47.5 for loss. Rivera played in the NFL for the Chicago Bears from 1984-92, winning the Super Bowl XX title with the 1985 squad. He was the Bears' Man of the Year for community service in 1990.

STEVE RIVERA (2001)

Steve Rivera wrapped up his Cal career as the school's all-time leading receiver in 1975 with 138 catches as still ranks No. 9 all-time. He played from 1973-75 and was a consensus All-American as a senior. In 1975, he also set Cal's single-season record with 57 catches and his 205 receiving yards in the 1974 Big Game marked the best receiving day in Cal history at the time. Also a rugby player, Rivera played two seasons in the NFL with the San Francisco 49ers (1976-77) and Chicago Bears (1977).

JOE ROTH (2000)

As quarterback, Roth directed Cal to an 8-3 record and the Pac-8 Co-Championship in 1975 when the Bears led the nation in total offense with an average of 458.5 yards per game. A first team All-American in 1976, he passed away in February 1977 after a battle with cancer. Roth's No. 12 is the only retired jersey in the history of Cal football, and he is remembered with a special display in the Cal locker room. He is also the subject of the movie "The Joe Roth Story".

HARVEY SALEM (2004)

Salem, a four-year starting offensive tackle at Cal from 1979-82, earned both first-team All-America and Academic All-America honors his senior season. A two-time first team All-Pac-10 selection, he played on Joe Kapp's 7-4 team in 1982, a year that featured "The Play" in the now-famous Big Game. Drafted in the second round by Houston, Salem played 10 seasons in the NFL with the Oilers (1983-85), Detroit Lions (1986-91) and Denver Broncos (1991-92).

PETE SCHABARUM (1998)

A rugged fullback who was a three-year letterman (1948-50) and an all-conference selection on Cal's 1950 team, Schabarum helped the Bears to a 9-1-1 record and a Rose Bowl berth that season. He went on to play three seasons (1951, '53-54) with the San Francisco 49ers. Schabarum also lettered in baseball at Cal in 1950.

PERRY SCHWARTZ (2002)

Schwartz earned first team All-American honors as a member of Cal's 1937 team that played in the Rose Bowl to start the new year. Perhaps his finest moment came in Pasadena when he forced an Alabama punt returner to fumble, a play that set up a Bear touchdown in Cal's 13-0 victory. Schwartz also displayed his talents on the tennis court, where he lettered for the Bears in 1934 and '35.

BERT SCHWARZ (1996)

Schwarz was a first team All-American for the Bears in 1929 when the club was 7-1-1. A two-year starter at guard, he helped Cal to a 6-2-2 record and a Rose Bowl appearance following the 1928 season.

ANDY SMITH (1986)

One of the finest football coaches in the history of the game, Smith is Cal's all-time winningest coach and led the Golden Bears to a 74-16-7 record from 1916-25. His "Wonder Teams" posted a 50-game unbeaten string (46-0-4) during one stretch, and he guided the Bears to Rose Bowl appearances in 1920 and '21. Smith was inducted into the National Football Foundation Hall of Fame in 1951.

WARREN "LOCOMOTIVE" SMITH (1995)

Smith lettered in three sports at Cal - football, baseball, track and field - between 1898-1901. He was regarded as the top back on the West Coast at the turn of the century and led Cal to its first two wins over Stanford. Smith served as captain of both the football and baseball teams, and was a hammer thrower during track season.

PESKY SPROTT (1993)

Sprott was a standout in both football and track and field from 1918-20. He lettered on the gridiron three times as a running back and punter. Also a middle distance runner, Sprott was the PCC champion in the 800 meters in 1920 and earned a spot on the U.S. Olympic team that year, finishing sixth in the 800.

JOE STARKEY (2018)

Starkey began his association with the Bears in 1975 and has been behind the mic ever since. Perhaps best known for his call of "The Play" in 1982 - Cal's five-lateral kickoff return through the Stanford Band as time expired - Starkey received the Chris Schenkel Award in 2010 from the National Football Foundation for his distinguished career as a broadcaster. In 2016, the home radio booth at California Memorial Stadium was dedicated as the "Joe Starkey Broadcast Booth." Named best play-by-play announcer in the state of California nine times, Starkey was inducted into the Bay Area Radio Hall of Fame in 2009.

TODD STEUSSIE (2013)

Steussie was one of the most dominant offensive linemen in school history, playing from 1990-93 and earning the Morris Trophy as the top offensive lineman in the Pac-10 his senior year when he was also tabbed a first-team All-American. Twice named first-team All-Pac-10, he helped the Bears to three bowl game victories - the 1990 Copper Bowl, the 1991 Citrus Bowl and the 1993 Alamo Bowl. Steussie was selected with the No. 19 pick of the first round of the NFL Draft by the Minnesota Vikings. A two-time Pro Bowl selection, he spent 14 years in the league, starting 185 of 213 games.

VARD STOCKTON (2005)

Stockton, who died in an auto accident in 1946, earned first team All-American, All-Pacific Coast Conference and All-West Coast honors on Cal's 1937 football team that registered a 10-0-1 record, including a 13-0 win over Alabama in the Rose Bowl. Noted for his blocking ability that opened holes for the likes of Vic Bottari and Sam Chapman, perhaps his most shining moment came in the 1936 Big Game when he stole the ball from Stanford's Jimmy Coffis to set up a touchdown in Cal's 13-0 win over its cross-town rival.

BRIAN TREGGS (2015)

Treggs was a standout wide receiver and return man for the Golden Bears. He ended his career in 1991 as Cal's all-time leader in receiving yards (2,335) and receptions (167). Treggs led Cal in receptions, receiving yards, punt return yards and punt returns his last three years, and caught at least one pass in his final 36 games as a Bear. He had a 72-yard punt return for a TD vs. Clemson in the Florida Citrus Bowl. Treggs had three TD catches vs. Pacific, which tied the Cal record. He was voted second team All-Pac-10 as a junior and honorable mention as a sophomore and senior.

JIM TURNER (1996)

Turner was a first team All-American tackle in both 1948 and '49. He served as captain of the '49 team that finished 10-1 and earned a Rose Bowl date with Ohio State. Turner overcame a knee injury his senior season after having one of his ribs removed prior to his final campaign because of a tumor.

FRANK "BUD" VAN DEREN (2004)

A 1948 first team all-conference end, Van Deren played on Cal clubs that posted a 19-2 record during his two seasons (1947-48). Also selected to Cal's Centennial Team, he starred on a 1948 squad that registered a 10-1 mark and earned a share of the Pacific Coast Conference championship. Van Deren also coached on Pappy Waldorf's 1950 and '51 Rose Bowl teams, returned to Cal in the 1960s to coach on Ray Willsey's staff, and later served as head coach at Humboldt State for 26 years.

CAL ATHLETIC HALL OF FAME

CARL VAN HEUIT (1992)

One of the top safeties in college football, Van Heuit played on Pappy Waldorf's Rose Bowl teams of 1949 and '50, Van Heuit was a 1950 All-American for the Bears. He also earned the team's Vard Stockton Award for being the outstanding defensive player in the two bowl games. Following graduation, Van Heuit served as an assistant coach at Cal for six seasons and as a volunteer freshman coach for another 20 years. He was selected the Bear Backer "Bear of the Year" in 1988.

PAPPY WALDORF (1987)

Head coach at Cal from 1947-56, Waldorf compiled a 67-32-4 record. In his first four seasons, his teams lost only one regular season game and played in three Rose Bowls. Between 1947 and 1951, Waldorf's teams played 38 consecutive regular season games without a defeat. He also has the best record of any Cal coach in the Big Game with a 7-1-2 mark. Waldorf was inducted into the National Football Foundation Hall of Fame in 1966.

WESLEY WALKER (1992)

One of the greatest deep threats in Cal history, Walker was a prolific receiver for the Bears from 1973-76, in addition to starring on the track and field team for four years. He set an NCAA record for highest average gain per catch in a career (minimum 75 catches) at 25.7 ypc. Walker finished his career with 86 receptions for 2,206 yards and 23 touchdowns, with his greatest game coming against San Jose State in 1976 when he had eight grabs for a school record 289 receiving yards. He went on to a 13-year NFL career with the New York Jets (1977-89) and played in a pair of Pro Bowls.

ED WHITE (1993)

White earned first team All-American status at nose guard in 1968, playing on Cal's "Bear Minimum" defense that allowed opponents an average of only 3.6 yards per play. At the NFL level, he switched to the offensive line. White played in four Super Bowls and made four Pro Bowls while playing for the Minnesota Vikings (1969-77) and San Diego Chargers (1978-85) over a 17-year pro career. White returned to Cal to coach the offensive line from 1999-2001.

MIKE WHITE (2007)

A varsity letterman in football, rugby, and track and field at Cal from 1955-57, Mike White also served as the Bears' head football coach from 1972-77, compiling a 35-30-1 record and leading the team to a share of the 1975 Pac-8 title. As an undergraduate, White played wide receiver and was a team captain as a senior in 1957. On the track, he won the high hurdles and high jump competition in the 1957 Big Meet vs. Stanford. In addition to his three varsity sports, White also earned a pair of junior varsity letters for Pete Newell in basketball.

RUSSELL WHITE (2003)

White is Cal's all-time rushing leader with 3,367 yards and averaged 5.1 yards per carry during his three years in Berkeley from 1990-92. He was a key member of the 1991 team that posted a 10-2 record, including a 37-13 victory over Clemson in the Citrus Bowl, and earned a No. 7 final national ranking by USA Today. A first team All-American in 1991 and a two-time first team All-Pac-10 selection, White led the Bears in rushing in both 1991 (1,177 yards, 14 TDs) and 1992 (1,069 yards, 9 TDs). He registered 15 100-yard rushing days during his Cal career, tied for second all-time at Cal.

SHERMAN WHITE (1989)

Sherman White had played little football before coming to Berkeley as a sophomore in 1969. In his second year with the team (1970), he sacked opponent quarterbacks 18 times, including Heisman Trophy winner Jim Plunkett twice in the Big Game. He also knocked down five passes, made 44 unassisted tackles and aided in 31 others. He was named first team All-Coast and All-Pac-8. As a team captain in 1971, he earned All-American honors, as well as All-Pac-8 recognition for the second straight year, when he registered 75 tackles and three pass breakups. White was the second pick overall in the 1972 NFL Draft by Cincinnati and played four seasons for the Bengals (1972-75) before playing eight more campaigns with the Buffalo Bills (1976-83) to round out his career.

KEN WIEDEMANN (2017)

Wiedemann owns one of the oldest individual school records at Cal, with his 16 career interceptions recorded from 1967-69 still atop the record book. As part of Cal's "Bear Minimum" defense, he registered seven interceptions in 1968, which tied the Cal record at the time and wasn't surpassed for 31 seasons, and picked off another six passes in 1967. Wiedemann also paced the Bears in punt returns as a junior, bringing back 25 kicks for 207 yards. That season, he was chosen as a first-team All-Pac-8 defensive back. In addition, he returned five interceptions for 197 yards for Cal's freshman football team in 1966. Wiedemann was drafted by the Los Angeles Dodgers out of high school but accepted a scholarship to play football at Cal instead. Still, he suited up for the Cal baseball team in both 1967 and '68. Wiedemann earned a Ph.D. in clinical psychology and practices in Southern California.

JERROTT WILLARD (2016)

One of the most prolific tacklers in Cal history, Willard was a two-time first-team All-Pac-10 linebacker who paced the Bears in tackles four straight seasons from 1991-94. When he completed his career, he had set a school record with 54.0 tackles for loss (since broken) and stood third all-time with 469 total tackles. He accumulated 147 tackles as a junior and 133 as a senior – both of which rank among Cal's single-season top 10. Willard posted 22 tackles vs. USC in 1993 – a number no Bear has surpassed since. The Bears' team captain as a senior, he was a two-time team MVP who played on a pair of bowl-winning squads – the 1991 club that went 10-2 and beat Clemson, 37-13, in the Citrus Bowl and the 1993 team that posted a 9-4 mark and downed Iowa, 37-3, in the Alamo Bowl. He returned an interception 61 yards for a score in the contest vs. Iowa. Following his Cal career, Willard was taken in the fifth round of the NFL Draft by the Kansas City Chiefs.

ARLEIGH WILLIAMS (2004)

Williams starred in both football and baseball in the 1930s and earned first team All-American notice as a senior halfback in 1934. Williams finished his career with 1,404 yards on 526 carries. Williams lettered on the 1934 and 1935 Cal baseball teams, with both clubs finishing first in the conference and combining for a 45-15-1 record during that period.

RAY WILLSEY (2014)

A quarterback and defensive halfback for the Golden Bears under head coach Pappy Waldorf, Willsey helped Cal to an 8-2 record and No. 12 ranking in 1951 and to a 7-3 mark in 1952. In the 1952 Big Game, he stepped in at quarterback after an injury to the starter and led the Bears to a 26-0 win. Willsey returned to his alma mater and served as Cal's head coach from 1964-71, overseeing the program during a tumultuous period in the school's history that included the Free Speech Movement and war-time protests. Still, Willsey was able to hold the team together and produced a record of 40-42-1 over eight seasons. In 1968, he oversaw the famed "Bear Minimum" defense, leading Cal to a 7-3-1 record – the only Cal team to win at least seven games from 1951-75. Among the star players he coached were All-Americans Craig Morton, Ed White and Sherman White. Following his tenure at Cal, Willsey won two Super Bowl titles on the staff of the Raiders. Willsey, recipient of the 2002 Glenn Seaborg Award for outstanding career contributions by a Cal football player, passed away in November of 2013 at age 85.

JACK YERMAN (1994)

Yerman lettered as a running back in 1957 and 1958, helping Cal to a 1959 Rose Bowl appearance in his senior season. On the track, he was one of the top quarter-milers in the nation, running a best of 46.0 in the 400 meters. Yerman won an Olympic gold medal as part of the U.S. 1600-meter relay team in 1960 and also competed as an individual in the 400. He finished third in the NCAA 440 yards in 1958.

COLLEGE FOOTBALL HALL OF FAME

The California Golden Bears depicted on this page have earned the highest honor accorded a collegiate football player – membership into the National Football Foundation's College Football Hall of Fame. California's proud gridiron tradition is showcased by a total of 22 Golden Bears enshrined in this prestigious Hall of Fame. The College Football Hall of Fame first opened its doors in 1978 in South Bend, Ind., and moved to its current location of Atlanta, Ga., in August of 2014.



Stan Barnes
Line, 1918-21
Inducted 1954



Steve Bartkowski
Quarterback, 1972-74
Inducted 2012



Vic Bottari
Halfback, 1936-38
Inducted 1981




Sam Chapman
Halfback, 1935-37
Inducted 1984



Rod Franz
Guard, 1946-49
Inducted 1977



Walter Gordon
Tackle, 1916-18
Inducted 1975




Matt Hazeltine
Center, 1951-54
Inducted 1989




Bob Herwig
Center, 1935-37
Inducted 1964




Babe Horrell
Center, 1923-24
Inducted 1969



Bill Ingram
Head Coach, 1931-34
Inducted 1973



Jackie Jensen
Fullback, 1946-48
Inducted 1984




Joe Kapp
Quarterback, 1956-58
Inducted 2003



Eggs Manske
Asst. Coach 1947-52
Inducted 1999



Dan McMillan
Tackle, 1920-21
Inducted 1971




Craig Morton
Quarterback, 1962-64
Inducted 1992




Brick Muller
End, 1920-22
Inducted 1951



John Ralston
Asst. Coach, 1956-58
Inducted 1992




Les Richter
Guard, 1949-51
Inducted 1982



Buck Shaw
Head Coach, 1945
Inducted 1972



Andy Smith
Head Coach, 1916-25
Inducted 1951



Pappy Waldorf
Head Coach, 1947-56
Inducted 1966



Ed White
Defensive Line, 1966-68
Inducted 1999



CAL TRADITIONS & SPIRIT

BEARENTS

Initiated in the fall of 1986, Cal Bearents has grown from an idea of six people into an organization numbering in the hundreds. Proud moms, dads, siblings, aunts, uncles, cousins, grandparents, in-laws and friends all gather together to share the Cal football experience with the players. Because no one understands the triumphs and tribulations in a student-athlete's season as thoroughly as family and friends do, all Bearents share a special bond and consistently provide a network of support for the players and each other. In addition to extending an open invitation for all players to join family and friends for postgame barbecues after each home game, Bearents also participate in and coordinate various events throughout the year.

BIG C

The Big C is located on Charter Hill above California Memorial Stadium and was constructed in 1905 by the classes of 1907 and 1908. The road up to the Big C was built in 1916 by the male members of the Cal student body in three-and-a-half hours, using 2,000 picks and shovels that were donated by the Southern Pacific Railroad. The Rally Committee became the custodians and guardians of the Big C sometime after 1952. Since then, the Committee has been in charge of painting the C and protecting it from vandalism.

BIG GAME

The Big Game held annually between Cal and Stanford is tied for the sixth-longest active running and overall series in college football with the 125th edition to be played at California Memorial Stadium on November 19, 2022. The Stanford Axe is a trophy awarded to the winner. Included in the Big Game tradition is "The Play" which was a five-lateral, 57-yard kickoff return with no time remaining that lifted Cal to a 25-20 victory in the 1982 contest and is considered by many to be the most famous play in the history of college football. For more information on the Big Game, visit pages 60-61.

BLUE AND GOLD

Official colors of the University of California were established at Berkeley in 1868. The colors were chosen by the University's founders, who were mostly Yale men who had come West. They selected gold as a color representing the "Golden State" of California. The blue was selected from Yale blue. Cal teams have donned the blue and gold since the beginning of intercollegiate athletic competition in 1882.

CAL BAND

The University of California Marching Band has been a tradition since 1891, exemplifying many of the best aspects of student life at one of the nation's most prestigious public universities. It boasts over 200 members, a student-run management and a unique high-step marching style, all of which combine to make it one of the most singular bands of its kind. Formed as the R.O.T.C. Cadet Band in 1889, the Cal Band adopted its present name in 1923. It has performed across the country and around the world at such events as the Brussels World Fair in 1958, Expo '70 in Japan and a Bicentennial Tour of the United States in 1976. In 1980, the Band took to the stage with the San Francisco Ballet. It was the official state band for the city's welcome to Queen Elizabeth II and Prince Philip of Great Britain in 1983. It has performed recently during the halftime show at Super Bowl 50 held at Levi's® Stadium in Santa Clara, as well as at the Golden State Warriors' 2022 victory parade in San Francisco.

CAL SPIRIT GROUPS

Cal Spirit groups are responsible for promoting all spirit-related activities and are active at home events, as well as many away contests. They act as ambassadors of the University by assisting with alumni functions, fundraising events and other occasion.

The Rally Committee, the oldest student group on campus, upholds school spirit and tradition. Above and beyond producing all rallies on campus, Rally Com is responsible for maintaining the Big C, displaying the California banner, the Cal flags, and constructing and executing card stunts at football games.

Cal Cheerleading is an integral part of Cal Spirit. You can see the cheerleaders at football, men's and women's basketball, and volleyball games, as well as other events.

The Cal Dance Team dances to traditional Cal fight songs and Cal Band rock songs. During the football season, they perform on a platform that is elevated off the football field in front of the student section at the 50-yard line on the east side of the stadium. They participate as well in various rallies, alumni and community events.

Cal Mic Men are student leaders of the rooting sections at all Cal sporting events. In addition, they emcee at rallies, alumni and community events.

CALIFORNIA LETTERMAN'S CLUB

Cal's football alumni association, the California Letterman's Club, is an active organization that supports the Golden Bear football program. Formerly known as the Sons of California, the group was created to continue the relationships that were forged on the football field. Each year, the Letterman's Club has a reunion at a home game. In addition, the club sponsors a reception at the end of the year for graduating football players and honors a deserving alumnus with the Glenn T. Seaborg Award named for the renowned Nobel laureate and former University of California chancellor.

CALIFORNIA VICTORY CANNON

The California Victory Cannon was presented to the Rally Committee by the class of 1964 in time for the 1963 Big Game. At home games, it is shot off at the beginning of each game, after each score and after each Cal victory. Only once, against Pacific on Sept. 7, 1991, did the Bears score too many times, racking up 12 touchdowns before the cannon ran out of ammunition. The cannon, which was originally kept on the sidelines, has been mounted on Tightwad Hill above California Memorial Stadium since 1971. In 2011, the cannon was present for home games at AT&T Park but was not fired due to clearance regulations.

CARD STUNTS

The Cal student section, located at the 50-yard line on the east side of the stadium, is credited with establishing one of the most time-honored traditions in college football with its card stunt performances. Cal began this activity for the 1910 "Big Game," a rugby match between Cal and Stanford. The original stunts performed that afternoon depicted the Stanford Axe and a big blue "C" formed on a white background. The tradition has been a crowd favorite at California Memorial Stadium as several times each season Cal students perform as many as 10 different stunts, using more than 5,000 cards. The painstaking process of plotting the positions of the cards, which once took days to complete, is now aided by computers that add to the precision of the images produced in the card stunt section.

GOLDEN BEARS

In 1895, the California track and field team was the dominant power on the West Coast and decided to challenge several of the top teams in the Midwest and East on an eight-meet tour that is now credited by many historians as putting Cal Athletics onto the national scene. As a symbol of the University, regent Arthur Rodgers, class of 1872, commissioned a blue silk banner emblazoned with a golden grizzly bear, the symbol of the state of California. The banner was carried by the team on its successful tour, which saw it win five of the eight competitions. Cal fans were so ecstatic over the team's performance that professor Charles Mills Gayley was inspired to write the song "The Golden Bear." Cal teams have been known as the Golden Bears ever since.

JOE ROTH MEMORIAL GAME

Each season, the home game vs. either USC or UCLA serves as the Joe Roth Memorial Game, named after Cal's standout quarterback from 1975-76. Roth led the Bears to the co-Pac-8 Championship in 1975. Roth passed away at the age of 21 due to melanoma in 1977, just weeks after playing in a college all-star game in Japan. For the Joe Roth Memorial Game, the Bears wear throwback uniforms from the seasons in which Roth played. The first time they wore the throwbacks was against USC in 2007.

MARCH TO VICTORY

Cal began a new tradition in the fall of 2002 with March to Victory. Approximately two-and-a-half hours before kickoff of each home game, the Cal Spirit Groups form a human tunnel on the grand staircase just outside the north tunnel of California Memorial Stadium to cheer on the team as it exits the buses to march into the locker room.

OSKI

The official Cal mascot, Oski has been a tradition at the school since making his debut during the 1941 football season and celebrated his 75th birthday in 2016. Prior to his arrival, live mascots were used at California Memorial Stadium with varying degrees of success. It was decided in 1940 that a costumed mascot would make a more suitable alternative to a live bear. Oski's identity is unknown to everyone, with the exception of the Rally Committee.

PAPPY'S BOYS

Founded in 1986, Pappy's Boys is an organization of more than 500 former Golden Bears who played under legendary Cal football head coach Lynn "Pappy" Waldorf. Not only does the group get together to relive the success of the teams during the Waldorf era, but it also supports the current program in many ways. Recent efforts include establishing a \$400,000 endowment for football scholarships and raising funds for two of the most recent additions to campus statuary: Waldorf kneeling near Faculty Glade and the giant grizzly near the grand staircase at California Memorial Stadium. Waldorf compiled a 67-32-4 record as head coach at Cal from 1947-56. For the 1948-50 seasons, Waldorf guided the Bears to a 39-3-1 record and three consecutive Rose Bowls. He was inducted into the National Football Foundation Hall of Fame in 1966 and into the Cal Athletic Hall of Fame in 1987. In the late 1990's, Pappy's Boys produced a book, "Pappy's Boys, The Rose Bowl Years: A Legacy of Winning," which was edited by Sports Illustrated writer Ron Fimrite and produced by former Cal quarterback Dick Erickson. In the spring of 2015, the group unveiled the Lynn O. Waldorf Seating Area and Pappy's Bench just outside Gate 4 at California Memorial Stadium. An area of rest, contemplation and gathering, the gift of Pappy's Boys in memory of Cal's coach and mentor, is dedicated to Golden Bear student-athletes. It recognizes their pursuit of excellence in academics, athletics and life.

SONGS OF CAL

While through the years Cal has collected numerous songs that are popular with its alumni and fans alike, three songs are regularly heard during the team's football games. Those songs include the familiar fight song entitled "Big C," a brisk marching tune composed by N.S. McLaren and H.P. Williams of the class of 1914, as well as "Fight For California", written in 1909 by Earl Elleson McCoy and Robert N. Fitch, and arranged by Robert O. Briggs. The other is the Cal alma mater, "Hail to California," written and composed by Clinton R. "Brick" Morse, class of 1896.

BIG C

California!

On our rugged Eastern foothills, stands our symbol clear and bold.

Big C means to fight and strive and win for Blue and Gold.

Golden Bear is ever watching. Day by day he prowls.

And when he hears the tread of lowly Stanford Red, from his lair he fiercely growls!

(Yell: Gr-rr-rah, Gr-rr-rah, Gr-r, r-r-r, r-r-rah!)

FIGHT FOR CALIFORNIA

Our sturdy Golden Bear,
Is watching from the skies,
Looks down upon our colors fair,
And guards us from his lair.
Our banner Gold and Blue,
The symbol on it too,
Means FIGHT! for California.
For California through and through!

Stalwarts girded for the fray,
Will strive for victory,
Their all at Mater's feet will lay,
That brain and brawn will win the day.
Our mighty sons and true
Will strive for us anew,
And FIGHT! for California,
For California through and through!

HAIL TO CALIFORNIA

Hail to California, Alma Mater Dear
Sing the joyful chorus, Sound it far and near.
Rallying 'round her banner, We will never fail.
California Alma Mater, Hail! Hail! Hail!

TIGHTWAD HILL

For decades, enterprising Cal fans have hiked to Tightwad Hill high above the northeast corner of California Memorial Stadium. Not only does the perch provide a free look at the action on the field, but it also offers a spectacular view of San Francisco Bay and many of the area bridges to the west.