

# 2023 BYU FOOTBALL ALMANAC

INAUGURAL BIG 12 SEASON



# BYU FOOTBALL

40 BOWL APPEARANCES • 23 CONFERENCE CHAMPIONSHIPS • 611 ALL-TIME VICTORIES • NO. 8 IN TOTAL WINS LAST 50 YEARS • 1984 NATIONAL CHAMPIONS

## 2023 STORYLINES



**PREPARING FOR THE BIG 12.** BYU embarks on its inaugural season as a member of the Big 12 Conference after 12 years as an independent program. The Cougars finished the Independence Era with a record of 99-56. The 99 wins tied for No. 18 in college football over those 11 seasons. The Cougars enter the league, along with newcomers Cincinnati, Houston and UCF, looking to make an immediate competitive impact. BYU has faced every member of the current Big 12 makeup, with an all-time record of 24-23 against members of the conference.



**DEFENSIVE STAFF.** Following the 2022 season, BYU revamped its defensive staff, bringing in former Weber State head coach Jay Hill as associate head coach and defensive coordinator. Hill brings an aggressive style defensive background with more than 20 years of experience. In addition to Hill, new defensive staff members include Kelly Poppinga as the special teams coordinator and defensive ends coach, Justin Ena as linebackers coach and Sione Po'uha as defensive tackles coach. Jernaro Gilford also returns to coach the cornerbacks after doing so since 2016.



**WELCOME HOME.** BYU was very active in the transfer portal, adding more than 25 players to the team that began their collegiate careers elsewhere, including 16 FBS transfers. The Cougars transfer portal class was ranked No. 21 by 247 Sports. The Cougars transfer portal class was ranked No. 21 by 247 Sports. Headlining the transfer class includes quarterback Kedon Slovis, most recently from Pittsburgh following his career at USC. In addition to Slovis, BYU added one of the top available running backs in the portal in Aidan Robbins out of UNLV. The Cougars also added Oklahoma State starting left tackle Caleb Etienne and Utah State's top tackler AJ Vongphachanh.

## 2023 SCHEDULE

	Sept. 2	Sam Houston LaVell Edwards Stadium
	Sept. 9	Southern Utah LaVell Edwards Stadium
	Sept. 16	at Arkansas Donald W. Reynolds Stadium
	Sept. 23	at Kansas David Booth Kansas Memorial Stadium
	Sept. 29	Cincinnati LaVell Edwards Stadium
	Oct. 14	at TCU Amon G. Carter Stadium
	Oct. 21	Texas Tech (HC) LaVell Edwards Stadium
	Oct. 28	at Texas Darrell K Royal-Texas Memorial Stadium
	Nov. 4	at West Virginia Milan Puskar Stadium
	Nov. 11	Iowa State LaVell Edwards Stadium
	Nov. 18	Oklahoma LaVell Edwards Stadium
	Nov. 25	at Oklahoma State Boone Pickens Stadium

## 2023 QUICK FACTS

Location	Provo, Utah 84602	Total Lettermen Ret./Lost	41/35
Elevation	4,553 feet	Offensive Lettermen Ret./Lost	24/16
Enrollment	34,737	Defensive Lettermen Ret./Lost	16/17
Founded	October 16, 1875	Specialist Lettermen Ret./Lost	1/2
Owned	The Church of Jesus Christ of Latter-day Saints	Total Starters Ret./Lost	14/10
Nickname	Cougars	Offensive Starters Ret./Lost	5/6
Mascot	Cosmo the Cougar	Defensive Starters Ret./Lost	8/3
Colors	Blue and White	Kicker/Punter Starters Ret./Lost	1/1
Stadium	LaVell Edwards Stadium	National Championships	1 (1984)
Surface	Natural Grass	Conference Championships	23 (last 2007)*
BYU President	Shane Reese (BYU, 1994)	Bowl Appearances	40
Athletics Director	Tom Holmoe (BYU, 1983)	Bowl Record	17-22-1
Head Coach	Kalani Sitake (BYU, 2000)	Last Bowl Appearance	2022 New Mexico
Seasons	8th year	Last Bowl Victory	2022 New Mexico Bowl, 24-23 vs. SMU
Career Record	56-34 (.622)	First Year of Football	1922
Record at BYU	Same	Total games played	1,073
Assoc. HC/DC/S	Jay Hill	All-time Record	611-436-26 (.582)
OC/QB	Aaron Roderick	Total home games	487
PGC/WR	Fesi Sitake	All-time Home Record	334-147-6 (.692)
SP Teams/DE	Kelly Poppinga	Total games at Edwards Stadium	338
OL	Darrell Funk	Stadium Record	256-83 (.757)
TE	Steve Clark	Total road games	526
RB	Harvey Unga	All-time Road Record	246-261-19 (.486)
DT	Sione Po'uha	Total neutral games	60
LB	Justin Ena	All-time Neutral Record	31-28-1 (.525)
CB	Jernaro Gilford	Total games as an independent	155
Defensive Set	Multiple	Independent Record	99-56 (.639)
Offensive Set	Multiple	Big 12 Conference record	0-0
2022 Record	8-5	Total games in conference	583
2022 National Ranking/high	RV	All-time Conf. Record	339-226-18
	(AP, Coaches)/12/14		
	(AP, Coaches)/10		

## THIS IS COUGAR COUNTRY

- The Cougars rank **No. 8 in total wins over the past 50 seasons**, winning 431 games. Only Ohio State, Oklahoma, Alabama, Georgia, Nebraska, Michigan and Penn State have won more. Over the past 11 seasons during BYU's run as an independent, the Cougars went 99-56, **ranking No. 18 in college football in total wins the last 11 years.**
- After attending its 40th bowl game last season, **BYU ranks No. 20 in bowl invitations.**
- The Cougars have also spent 266 weeks in the Associated Press Top 25, ranking **No. 36 overall in college football.**
- BYU boasts **23 total conference championships** in its history, which **ranks No. 15 in college football history.**
- Players at BYU have **won the Heisman Trophy, Maxwell Award, Doak Walker Award, Outland Trophy, Sammy Baugh and Davey O'Brien Awards.**
- BYU has had **14 consensus All-Americans** and touts **seven College Football Hall of Fame members**, including legendary head coach LaVell Edwards.
- **BYU won the 1984 National Championship**, one of just 42 schools to claim a title.



## TABLE OF CONTENTS



2	2023 BYU Football	86	1984 National Championship
3	Table of Contents	87	LaVell Edwards
4	Media Information	88-89	BYU Quarterbacks
5	2023 Season Preview	90-93	Major Award Winners
6	The Big 12 Conference	94-95	College Football Hall of Fame
7-8	2023 BYU Football Roster	96	Tight End Tradition
9	2023 Transfers and Newcomers	97	Polynesian Tradition
10-11	Position Breakdown	98-103	BYU All-Americans
12	2022 Returning Statistics	104	Academic All-Americans
13	Head Coach Kalani Sitake	105-106	All-Conference Players
14	BYU Football Coaches and Staff	107	Conference History
15-19	Coaching Staff	108-109	BYU and the NFL
20-38	Select Player Bios	110-112	BYU and the NFL Draft
39	Athletic Director/BYU Administration	113	Super Bowl Cougars
40-41	About BYU	114-121	Year-by-Year Results
42	Missionary Service	122	Big 12 Bowl Selection Process
43	Cougar Club	123-134	Bowl History
44-45	LaVell Edwards Stadium	135-143	Lettermen
46	Football Facilities	144-146	Yearly Leaders
47-50	2023 Opponents	146-154	BYU Individual Records
51	Big 12 Composite Schedule	155-157	NCAA Records
52-53	2022 BYU Football Season Review	157-171	BYU Team Records
54-66	2022 Game-by-game	172	BYU TV and Radio Partners
67-68	2022 Awards		
69-85	2022 Football Statistics		

**BYU FOOTBALL STRATEGIC COMMUNICATIONS****BRETT PYNE**

Assistant AD Football Strategic Communications  
Cell: (801) 367-1631  
Email: [brett\\_pyne@byu.edu](mailto:brett_pyne@byu.edu)  
[@brettpyne](https://twitter.com/brettpyne)

**KENNY COX**

Director of Football Media Relations  
& Communications  
Cell: (801) 420-7703  
Email: [kenny\\_cox@byu.edu](mailto:kenny_cox@byu.edu)  
[@kennycokc](https://twitter.com/kennycokc)

**DUFF TITTLE**

Sr. Assistant AD Broadcast Relations  
Cell: (801) 372-4401  
Email: [duff\\_tittle@byu.edu](mailto:duff_tittle@byu.edu)  
[@dufftittle](https://twitter.com/dufftittle)

The 2023 BYU Football Almanac has been designed to provide local, regional and national media with useful information about the BYU football program, its history and tradition. Additional information, including video and feature content and bios on all players, is available online at [BYUcougars.com](http://BYUcougars.com). Should you require additional information, such as photographs, video or additional media guides, please contact a member of the BYU Strategic Communications team.

**CREDENTIAL REQUESTS**

Requests for credentials to cover BYU football should be sent from the editor or sports director via official company communication to Kenny Cox ([kenny\\_cox@byu.edu](mailto:kenny_cox@byu.edu)). Credentials shall be issued only to accredited newsgathering media outlets. Fan-based websites and podcasts will not be issued media access and credentials but are invited to utilize resources provided online at [BYUcougars.com](http://BYUcougars.com) to obtain notes, quotes, statistics and other information about BYU football.

All single-game credential requests should be received no later than one week prior to the date of the game to ensure consideration. Credentials for working media are restricted in accordance with BYU, Big 12 and NCAA rules and guidelines. Non-working persons, including spouses, dates and children, will not be credentialed and are not allowed in the working media areas during the game as dictated by NCAA guidelines. It is our intention to ensure proper, professional use is made of the space available for credentialed media.

**INTERVIEWS**

All interview and information requests regarding all players, coaches and Athletic Department personnel must be arranged in advance through the Athletic Communications staff (see contact information above). BYU provides regular media availability each week. Local media members are responsible for attending media availability to conduct interviews. Opponent and national media can arrange telephone or Zoom interviews through the BYU Athletic Communications team. An advisory is provided each week detailing the weekly availability opportunities. Any other interview requests must be made at least 24 hours in advance. Interviews with players are not permitted after Wednesday each game week. Player interviews will not be conducted during regular class hours.

Please contact the Football Strategic Communications team for specific times and other details regarding access opportunities.

**MEDIA SERVICES AT LAVELL EDWARDS STADIUM**

The working media area is located on the third floor of the press box, situated on the west side of LaVell Edwards Stadium. Access to the press loge may be obtained via either the north or south elevators with media credentials.

The BYU Athletic Communications staff will provide digital access to media with game notes, season stats, depth charts, flip cards, programs, game stats, in-game notes via the [@BYUgamenotes](https://twitter.com/BYUgamenotes) Twitter feed, postgame notes and quotes and media guides for both teams.

Immediately after the conclusion of the game, the south elevator will be held for a few minutes and proceed directly to ground level in preparation for the postgame press conferences. BYU head coach Kalani Sitake and selected players will be available in the BYU interview room following the mandatory 10-minute cooling-off period. The BYU postgame press conference will also be broadcast in the press box. The BYU locker room is closed to the media.

**PARKING AT LAVELL EDWARDS STADIUM**

LaVell Edwards Stadium is located on the northwest corner of the BYU campus, just off Canyon Road (200 East) and University Parkway (1650 North) in Provo. Media parking is in Lot No. 2, immediately west of the stadium. Parking passes are required and must be obtained in advance.

**POLICY REMINDERS**

Other than during the recognized interview times indicated, interviews and information inquiries must be initiated and arranged through the Athletic Communications office prior to being conducted. Media members should not contact directly BYU players, coaches, support staff or other athletic department personnel for any reason. Some players may not be available depending on circumstances such as classes, exams or other obligations. We support and maintain the philosophy that reports submitted via podcast, Twitter or any other form of social media or mass communication should maintain the same standards of professional conduct, judgment and ethics as would any reports broadcast or published by your organization under the scrutiny of standard professional editorial guidelines and principles. We request your cooperation in our efforts to maintain a professional environment.

**PHOTOGRAPHY**

Sideline credentials will be issued only to accredited photographers and television reporters/camera operators on a specific newsgathering assignment for a credentialed news outlet. Television organizations shall be restricted to one camera operator on the field, except by prior approval from the BYU Athletic Communications office. All camera operators and photographers must obtain a field vest from the press box on game day. Freelance and amateur photographers, not on assignment from a credentialed media outlet, are not eligible for credentials.

Credentials must be displayed prominently. All NCAA rules will be enforced regarding media representatives on sidelines. Photographers are not permitted to shoot between the 20-yard lines. Individuals or organizations violating sideline policies may be required to surrender their credentials and be removed from the stadium. For additional questions regarding photography guidelines, please contact University photographer Jaren Wilkey at (801) 422-7322.

**BYUCOUGARS.COM**

Please visit [byucougars.com](http://byucougars.com) for press releases, updated player and coach bios, statistics, game notes, press conference transcripts and schedules. In addition, the site features numerous video highlights, interviews and features posted daily. Use [byucougars.com/gameinfo](http://byucougars.com/gameinfo) for specific gameday information.

**ABOUT BIG 12 CONFERENCE**

The Big 12 Conference is comprised of 14 institutions after welcoming BYU, UCF, Cincinnati and Houston on July 1, 2023, joining Baylor, Iowa State, Kansas, Kansas State, Oklahoma, Oklahoma State, TCU, Texas, Texas Tech and West Virginia. The league is an NCAA Division I intercollegiate athletics conference that encompasses eight states, three time zones and a combined population of over 79.3 million. Entering its 28th year, the Conference has produced over 800 Academic All-America selections and claimed national championship team titles in 20 of its 23 sponsored sports. Its student-athletes and teams have combined for 742 individual NCAA titles and 81 team national championships under the Big 12 banner. For more information, visit [Big12Sports.com](http://Big12Sports.com) and follow the Conference on Facebook ([Facebook.com/Big12](https://Facebook.com/Big12)), Twitter ([@Big12Conference](https://Twitter.com/Big12Conference)), Instagram ([Instagram.com/big12conference/](https://Instagram.com/big12conference/)) and YouTube ([YouTube.com/Big12Conference](https://YouTube.com/Big12Conference)).

**COLLEGE PRESS BOX**

[Collegepressbox.com](http://Collegepressbox.com) is the official media website for Division I football. Access and download game notes, quotes, statistics, media guides, headshots, logos and more for all FBS schools, conferences, postseason games, awards and the College Football Playoff. For access, please register for an account at [collegepressbox.com/register](http://collegepressbox.com/register).



## THIS IS GOING TO BE BIG. *BYU prepares to enter its first season as a member of the Big 12 Conference.*

BYU is entering year one in the Big 12 Conference. Several new faces on the coaching staff and on the field make their debut for the Cougars.

### Coaching Staff

BYU head coach Kalani Sitake, heading into his eight season as the head coach, retooled the defensive coaching staff, bringing in Jay Hill, the defensive-minded head coach of FCS in-state power Weber State to serve as the associate head coach and defensive coordinator. Hill's Wildcat teams were consistently among the top performers on defense in the FCS under his tutelage. In addition to Hill, the Cougars also add experienced coaches Kelly Poppinga (special teams and defensive ends), Justin Ena (linebackers) and Sione Po'uha (defensive tackles) onto the defensive staff. Cornerbacks coach Jernaro Gilford returns for the defensive backfield.

### 2023 Schedule

The 2023 schedule features a nonconference slate of Sam Houston and Southern Utah at home before gearing up for a road game to SEC country to face the Arkansas Razorbacks. The last time BYU opened the season with back-to-back home games was 2012. The Cougars have never played at Arkansas.

Following the nonconference matchups, BYU will play its first Big 12 game on the road at Kansas in week four. The Cougars then return home for Cincinnati, a fellow newcomer to the Big 12 for a Friday-night prime time affair at LaVell Edwards Stadium.

After a bye in week five, BYU hits the road again to face 2022 college football playoff team TCU in Fort Worth, followed by a homecoming game in Provo vs. Texas Tech, a team BYU hasn't faced since 1940.

Back-to-back road games are up next, starting with one of the most storied venues in football, Darrell K Royal-Texas Memorial Stadium against the Texas Longhorns and then a trip to West Virginia.

The Cougars return for two games in Provo with Iowa State followed by a senior day matchup against the Oklahoma Sooners, one of the winningest programs in college football history. BYU then concludes the regular season against Oklahoma State on the road.

### Offense

After losing starters at quarterback, running back, offensive line and wideout, the Cougars added several transfers and youngsters to the offensive side of the ball for 2023. The Cougars added Kedon Slovis to the QB room, with 37 starts at USC and Pitt over the past four years, and Aidan Robbins, a 1,000-yard big-time running back from UNLV with offers across the Power 5. Deion Smith, a speedster from Colorado joined the backfield and two more wideouts, Keelan Marion (UConn) and Darius Lassiter (Eastern Michigan) joined the team. BYU also added to the offensive line via the portal with Oklahoma State tackle Caleb Etienne, Utah starting center Paul Maile and Weber State's Weylin Lapuaho among others. The new pickups, in addition to the cupboard that includes returners Hinckley Ropati and Miles Davis at running back, Freshman All-American tackle Kingsley Suamataia, two-year starter Connor Pay and Brayden Keim on the offensive line certainly have the talent and experience to keep the chains moving.

Freshman All-American receiver Kody Epps and Keanu Hill, the receiving touchdowns leader from 2022 both return, along with Chase Roberts who showed a bright future in 2022 are all back. Tight end Isaac Rex with his 21 career touchdowns also returns, along with Masen Wake, a versatile tight end and fullback.

### Defense

With a new defensive staff in place, spring was the time for new install and coaches to identify players that are looking to take the next step in making an impact for the 2023 season.

Linebacker Ben Bywater, the leading tackler the last two seasons and Max Tooley, one of BYU's best athletes on the field were recovering from offseason surgery and weren't on the field in spring, but the Cougars had plenty of young linebackers hungry to earn time on the field with spring performances.

In addition to the youngsters, BYU added Utah State's top tackler, AJ Vongphachanh at linebacker and picked up local product Harrison Taggart who transferred from Oregon.

Up front, BYU added to the defensive line via the portal with two Boise State transfers, end rusher Isaiah Bagnah and tackle Jackson Cravens. They join returners Tyler Batty, John Nelson and Caden Haws and others in a revamped unit.

The Cougars also added two transfer corners, All-American Eddie Heckard from Weber State, Kamden Garrett from Weber State and junior college standout Jayden Dunlap to contribute immediately. They join playmaker Jakob Robinson and a young room of corners with all the skills and potential in front of them.

At safety, BYU returns Micah Harper and gets Malik Moore back after missing all but four games in 2022 with an injury. Moore has played in 47 games in his career entering his final year of eligibility. Talan Alfrey returns after starting nine games at safety in 2022.

BYU's new-look squad will aim to make its mark as one of the newest members of the league.



## ABOUT THE BIG 12

The Big 12 enters its 28th year as one of the nation's premier athletic conferences under the direction of Commis-

sioner Brett Yormark. In his brief time at the helm, Yormark has elevated the Conference to new heights, placing an emphasis on marketing, brand building and storytelling that has resonated across the college athletics landscape.

The Big 12 is comprised of 14 institutions after welcoming BYU, UCF, Cincinnati and Houston on July 1, 2023. TCU and West Virginia were the first new additions since inception when they joined the league on July 1, 2012. Baylor, Iowa State, Kansas, Kansas State, Oklahoma, Oklahoma State, Texas and Texas Tech are legacy members.

In the first year of his tenure, Yormark executed a media rights deal with ESPN and Fox that will run through 2030-31 while leading a revamp of the Big 12 Football and Basketball Championships that resulted in revenue and digital engagement highs. He has taken an innovative approach to ensure the Conference resides in places it has never been before including creating the first Big 12 Business Advisory Board. Other highlights are executing a partnership with the National Football League to operate

a conference-wide Pro Day, teaming up with New York City Parks Department for a summer activation at historic Rucker Park, and bringing celebrity talent such as Fat Joe, Ashanti, Shaq and DJ Khaled into the Big 12 marketing fold. "Big 12 Homecoming" will debut during the 2023 football season at the four new members' campuses with additional conference members featured in future seasons.

The 2022-23 academic year saw the Conference reach new frontiers with TCU becoming the first league school to reach the College Football Playoff National Championship game. Texas captured the NCAA Women's Volleyball title as well as the Women's Outdoor Track & Field national championship. Oklahoma earned its second straight NCAA Women's Gymnastics trophy and was crowned Women's College World Series champions for the third consecutive season. NCAA Championship runner-up finishes were notched by Oklahoma State Men's Cross Country, Texas Women's Swimming & Diving and UT Women's Indoor Track & Field. NCAA individual titles were collected by 23 student-athletes. The Big 12 tied its own record as the only league to place 70 percent of men's basketball teams in the NCAA Championship and 80 percent of football squads in bowl games in the same academic year, also accomplishing the feat in 2017-18.

The Big 12 office is located in Irving, Texas.

## KEY HIGHLIGHTS

- Home of 81 NCAA team titles and 742 individual national championships (As of July 1, 2023).
- Big 12 institutions create a league that encompasses eight states, three time zones and a combined population of over 79.3 million.
- The league sponsors 23 sports. Men's squads include baseball, basketball, cross country, football, golf, indoor track & field, outdoor track & field, swimming & diving, tennis and wrestling. Women's teams are fielded in basketball, cross country, equestrian, golf, gymnastics, indoor track & field, outdoor track & field, rowing, soccer, softball, swimming & diving, tennis and volleyball.
- The Conference currently conducts postseason championships for 22 of its 23 sports.
- Entering the 2023-24 academic year, the Big 12 has over 800 Academic All-America recipients.
- National academic accolades have always been strong in the Big 12. Charlie Kolar (Iowa State) was the recipient of the 2021 William V. Campbell Trophy, known as the Academic Heisman. He is the Big 12's fifth honoree since 2000. Since 1996, the Big 12 has 14 recipients of the NCAA Today's Top 10 award. This prestigious honor recognizes former student-athletes for their success on the fields and courts, in the classroom and in the community. In the last 13 seasons, 27 student-athletes were recipients of the NCAA Elite 90 award.
- Big 12 Commissioner Brett Yormark announced the formation of a Business Advisory Board to collaborate and help co-author the Conference's business strategy. The Board is comprised of some of the most successful leaders from a variety of fields – entertainment, finance, consumer brands, technology, media and more – that bring a wealth of knowledge and expertise in building global brands and dynamic businesses.



## ALPHABETICAL ROSTER

#	NAME	POS.	HT.	WT.	YR.	HOMETOWN/LAST SCHOOL
3	Ah You, Chaz	LB	6-2	220	R-Sr.	Saratoga Springs, UT/Westlake HS
25	Alfrey, Talan	S	6-3	205	R-So.	Auburn, WA / Auburn Mountainview HS
35	Allen, Zion	CB	6-1	160	R-Fr.	Stockton, CA / Manteca HS
13	Bagnah, Isaiah	DE	6-4	235	R-Jr.	Lethbridge, Can. / Boise State
19	Bamba, Mory	CB	6-3	185	R-Jr.	Menomonee Falls, WI / Tyler JC
92	Batty, Tyler	DE	6-5	270	Jr.	Payson, UT / Payson HS
15	Billoups, Nick	QB	6-2	200	R-So.	San Clemente, CA / San Clemente HS
20	Boren, Jacob	CB	5-9	175	Sr.	Salt Lake City, UT / Highland HS
41	Bowers, Jackson	TE	6-5	245	Fr.	Mesa, AZ / Mountainview HS
32	Burke, Ty	S	6-1	180	Fr.	Syracuse, UT / Syracuse HS
18	Burton, Ryder	QB	6-2	200	Fr.	Springville, UT / Springville HS
2	Bywater, Ben	LB	6-3	235	R-Jr.	Salt Lake City, UT / Olympus HS
7	Chidester, Kaden	OL	6-8	300	Fr.	Richfield, UT / Richfield HS
4	Christensen, Caleb	CB	5-10	183	Jr.	Smithfield, UT / Sky View HS
49	Coleman, Nason	TE	6-3	235	Fr.	Chandler, AZ / Chandler HS
91	Cravens, Jackson	DT	6-2	305	R-Sr.	Provo, UT / Boise State
46	Daley, John Henry	DE	6-5	225	Fr.	Alpine, UT / Lone Peak HS
45	Daley, Michael	DE	6-3	235	R-So.	Alpine, UT / Lone Peak HS
33	Damuni, Raider	S	6-2	210	Fr.	Provo, UT / Timpview HS
43	Danielson, Naseri	S	6-2	195	Fr.	Stockton, CA / St. Mary's HS
4	Davis, Miles	RB	6-2	215	R-So.	Las Vegas, NV / Las Vegas HS
75	Dawe, Sam	OL	6-3	305	R-Fr.	Spanish Fork, UT / Spanish Fork HS
31	Doe, Kevin	WR	6-5	190	Fr.	Salt Lake City, UT / East HS
88	Downing, Devin	WR	6-2	190	Fr.	American Fork, UT / American Fork HS
29	Dunlap, Jayden	CB	6-1	173	Jr.	Carson, CA / Cerritos College
97	Dunn, Matthias	K	6-0	200	Fr.	Heber City, UT / Wasatch HS
23	Ebunoha, Chika	S	6-0	185	R-Fr.	Tucson, AZ / Marana HS
56	Eichorn, Jake	OL	6-5	295	R-So.	Beaver, UT / Weber State
80	Eldredge, Koa	WR	6-0	195	Fr.	Honolulu, HI / Punahou HS
0	Epps, Kody	WR	5-11	187	R-So.	Los Angeles, CA / Mater Dei HS
87	Erickson, Ethan	TE	6-5	240	R-So.	Laie, HI / Kahuku HS
54	Esera, Siale	LB	6-3	245	Fr.	Provo, UT / Timpview HS
76	Etienne, Caleb	OL	6-8	330	R-Jr.	New Orleans, LA / Oklahoma State
22	Fakahua, Mason	TE	6-2	240	Jr.	Cedar City, UT / Cedar City HS
68	Falaniko, Peter	OL	6-3	315	R-Fr.	St. George, UT / Pine View HS
11	Fenegagan, Cade	QB	6-2	190	R-So.	Dallas, TX / Woodrow Wilson HS
44	Ferrin, Will	K	6-2	175	R-So.	Kaysville, UT / Boise State
49	Finau, Lucky	LB	6-0	230	Fr.	Sandy, UT / Alta HS
65	Fitzgerald, Ian	OL	6-5	305	R-Sr.	Hawthorn Woods, IL / Missouri State
21	Flowers, Dylan	CB	5-11	180	R-So.	Playa Del Ray, CA / Southern Utah
7	Garrett, Kamden	CB	5-11	181	Sr.	Las Vegas, NV / Weber State
16	Glasker, Isaiah	LB	6-5	220	R-Fr.	South Jordan, UT/Bingham HS
77	Griffin, Jake	OL	6-6	285	Fr.	Mesa, AZ / Red Mountain HS
36	Gunther, Talmage	WR	6-0	190	R-Jr.	Highland, UT / Lone Peak HS
16	Hagen, Cole	QB	6-2	185	Fr.	Draper, UT / Corner Canyon HS
47	Hall, Miles	LB	6-2	205	Fr.	St. George, UT / Skyline HS
22	Hannemann, Ammon	LB	6-1	215	R-Jr.	Highland, UT / Lone Peak HS
1	Harper, Micah	S	5-10	192	R-So.	Chandler, AZ / Basha HS
96	Harris, Nic	LS	6-1	249	So.	Salt Lake City, UT / Peru State College
95	Haws, Caden	DT	6-2	310	R-Jr.	Little Rock, AR / Pulaski Academy
5	Heckard, Eddie	CB	5-10	190	R-Sr.	Las Vegas, NV / Weber State
30	Helu, Nukuluve	RB	6-1	215	Fr.	Tooele, UT / Tooele HS
86	Henry, Dom	WR	5-11	175	R-Fr.	St. Augustine, FL / Nease HS
29	Hill, Jake	WR	6-3	190	Fr.	St. George, UT / Snow Canyon HS
1	Hill, Keanu	WR	6-4	215	R-Jr.	Eules, TX / Trinity HS
32	Hopkins, Chase	RB	6-0	220	Fr.	Holladay, UT / Olympus HS
53	Jackson, Fisher	LB	6-5	230	Jr.	South Jordan, UT / Herriman HS
36	Johnson, Evan	CB	6-1	175	R-Fr.	Monterey, CA / Stevenson HS
73	Jones, Weston	OL	6-5	280	Fr.	Romeo, MI / Romeo HS
18	Kaufusi, Ace	LB	6-3	217	Fr.	Kahuku, HI / Kahuku HS
34	Kaufusi, Maika	LB	6-4	214	Fr.	Cottonwood Heights, UT / Alta HS
64	Keim, Brayden	OL	6-8	310	R-Jr.	Sandy, UT / Alta HS
82	Kingston, Parker	WR	6-0	180	R-Fr.	Layton, UT / Roy HS
50	Krebs, Kason	LB	6-1	210	R-Fr.	Sunset Beach, HI / Southern Utah
61	Lapuaho, Weylin	OL	6-4	305	So.	South Jordan, UT / Utah State
5	Lassiter, Darius	WR	6-3	205	R-Sr.	Chandler, AZ / Eastern Michigan
90	Latu, David	DT	6-4	300	So.	Bountiful, UT / Snow College
60	Little, Tyler	OL	6-7	295	R-So.	Gridley, CA / Gridley HS / Butte College
59	Lutui, Logan	DE	6-1	250	R-Jr.	West Valley City, UT / Weber State/Hunter HS
62	Mahe, Atunaisa	DT	6-1	315	R-Sr.	West Jordan, UT / West Jordan HS
54	Maile, Paul	OL	6-2	300	R-Sr.	Salt Lake City, UT / Utah
51	Makasini, Sonny	OL	6-3	320	R-Fr.	Provo, UT / Timpview HS
93	Mangelson, Blake	DE	6-5	260	Jr.	Nephi, UT / Juab HS
17	Marion, Keelan	WR	6-0	200	R-So.	Atlanta, GA / Uconn
27	Martin, LJ	RB	6-2	205	Fr.	El Paso, TX / Canutillo HS

#	NAME	POS.	HT.	WT.	YR.	HOMETOWN/LAST SCHOOL
27	McKenzie, Marcus	CB	6-0	172	Fr.	St. George, UT / Pine View HS
96	Mitchell, Bruce	DT	6-4	300	So.	Kamas, UT/South Summit HS
58	Moa, Aisea	DE	6-3	245	R-Fr.	North Ogden, UT/Weber HS
41	Moa, Sione	LB	6-1	230	R-So.	North Ogden, UT/Weber HS
69	Moala, Simi	OL	6-7	310	R-Sr.	Inglewood, CA / Utah
89	Moore, Kade	WR	5-11	185	R-So.	Lehi, UT / Lehi HS
12	Moore, Malik	S	6-1	195	R-Sr.	San Diego, CA / Point Loma HS
21	Nawahine, Enoch	RB	6-1	210	R-So.	Kahuku, HI / Utah State
94	Nelson, John	DT	6-4	280	Jr.	Spanish Fork, UT / Salem Hills HS
23	Nyberg, Hobbs	WR	5-11	195	Jr.	Dixie, UT / Dixie HS
85	Olsen, Anthony	TE	6-4	235	R-Fr.	Salt Lake City, UT / Olympus HS
74	Ostler, Trevin	OL	6-5	310	R-Fr.	Bountiful, UT / Bountiful HS
42	Paulo, Ray	TE	6-3	255	R-Jr.	Pago Pago, Samoa / Allan Hancock College
70	Pay, Connor	OL	6-5	305	Jr.	Highland, UT / Lone Peak HS
19	Phillips, Jojo	WR	6-5	190	Fr.	Lancaster, CA / Sierra Canyon HS
26	Pyper, Morgan	RB	6-2	215	R-Sr.	Idaho Falls, ID / Hillcrest HS
39	Rehkov, Landon	P/K	6-0	178	Fr.	Veradale, WA / Central Valley HS
24	Rehkov, Ryan	P/K	6-6	235	Jr.	Spokane, WA / Central Valley HS
12	Retzlaff, Jake	QB	6-2	205	Jr.	Corona, CA / Riverside City College
83	Rex, Isaac	TE	6-6	255	R-Jr.	San Clemente, CA / San Clemente HS
17	Rex, Preston	S	6-0	193	R-Fr.	San Clemente, CA / San Clemente HS
30	Rice, Quenton	CB	6-1	195	R-So.	Las Vegas, NV / Faith Lutheran HS
84	Riggs, Austin	LS	6-5	230	Jr.	Eagle, ID / Eagle HS
47	Riggs, Dalton	LS	6-4	225	R-Fr.	Eagle, ID / Eagle HS
3	Robbins, Aidan	RB	6-3	240	R-Jr.	Louisville, KY / UNLV
2	Roberts, Chase	WR	6-4	205	R-So.	Highland, UT / American Fork HS
0	Robinson, Jakob	CB	5-11	170	Jr.	Orem, UT / Orem HS / Utah State
7	Ropati, Hinckley	RB	5-10	215	Sr.	Downey, CA / Cerritos College
48	Schoonover, Bodie	DE	6-4	250	R-Fr.	American Fork, UT / American Fork HS
56	Sellesin, Nuuletau	DE	6-1	247	R-So.	Woods Cross, UT / Weber State
90	Singh, Joshua	DT	6-0	275	R-So.	Orem, UT / Orem HS
26	Slade, Ethan	S	6-0	190	R-So.	Orem, UT / Orem HS
10	Slovics, Kedon	QB	6-3	215	R-Sr.	Scottsdale, AZ / USC/Pittsburgh
20	Smith, Deion	RB	6-0	200	R-Sr.	Colorado
37	Smith, Justen	K	6-2	205	R-So.	Sandy, UT / Brighton HS
78	Suamataia, Kingsley	OL	6-6	320	R-So.	Orem, UT/Orem HS
99	Ta'ase, Mata'ava	TE	6-3	255	Jr.	Mesa, AZ / Southern Utah
11	Taggart, Harrison	LB	6-2	216	R-Fr.	Draper, UT / Oregon
31	Tooley, Max	LB	6-2	225	R-Sr.	Bountiful, UT / Bountiful HS
42	Tuipulotu, Petey	S	6-3	197	R-Fr.	Fort Mill, SC / Nation Ford HS
10	Vongphachanh, AJ	LB	6-2	235	R-Sr.	Utah State
13	Wake, Masen	TE	6-1	260	Sr.	Cedar Hills, UT / Lone Peak HS
38	Wakley, Crew	S	6-0	203	R-So.	Sandy, Utah / Utah State
28	Wall, Tanner	S	6-1	200	R-So.	Arlington, VA / Yorktown HS
52	Ward, Ben	OL	6-5	290	R-Jr.	Washington D.C. / Dallastown HS

### PRONUNCIATION

Chaz Ah You	Awe-You	Enoch Nawahine	Ee-nock Nah-wah-hee-nay
Isaiah Bagnah	BAN-Yah	Hobbs Nyberg	Ny (like eye)-berg
Mory Bamba	More-ee BOM-bah	Logan Pili	Pee-lee
Nick Billoups	Bill-ups	Alema Pilimai	Uh-leh-muh Pee-lee-my
Michael Daley	Day-lee	Morgan Pyper	Piper
Raider Damuni	Dah-MOO-nee	Ryan Rehkov	Ree-co
Chika Ebunoha	Chee-kah Eb-oo-no-hah	Jake Retzlaff	Retz-Loff
Mason Fakahua	FAH-ka-HOO-ah	Aidan Robbins	A-Den
Peter Falaniko	Fah-la-nee-koh	Hinckley Ropati	ROH-pah-tee
Cade Fenegagan	Fenn-uh-gan	Bodie Schoonover	Skoo-nover
Lucky Finau	Fee-now	Nuuletau Sellesin	Noo-oo-leh-tau Sell-eh-sin
Ammon Hannemann	Amm-un Hann-uh-man	Joshua Singh	Sing
Nukuluve Helu	Noo-koo-loo-vay He-loo	Kedon Slovic	KEE-den SLOH-vis
Ace Kaufusi	Kah-foo-see	Kingsley Suamataia	Soo-uh-mah-tah-ee-uh
Maika Kaufusi	Kah-foo-see	Petey Tuipulotu	TOO-ee-Poo-loh-too
Brayden Keim	Kime (Like Dime with a K)	Kalani Sitake	kah-lah-nee see-tah-kay
Weylin Lapuaho	Way-lin Lah-poo-ah-ho	Fesi Sitake	FES-ee see-tah-kay
Logan Lutui	Loo-TOO-ee	Justin Ena	EN-Uh
Atunaisa Mahe	AH-too-Nye-suh	Jemaro Gilford	Jer-nar-oh
	Ma-hay	Sione Po'uha	See-oh-nee Bo-OO-ha
Sonny Makasini	Mah-kah-see-nee	Harvey Unga	Oong-ah
Aisea Moa	EYE-say-uh Mo-uh		
Maiik Moore	Mah-leek		



## NUMERICAL ROSTER

#	NAME	POS.	HT.	WT.	YR.	HOMETOWN/LAST SCHOOL
0	Epps, Kody	WR	5-11	187	R-So.	Los Angeles, CA / Mater Dei HS
0	Robinson, Jakob	CB	5-11	170	Jr.	Orem, UT / Orem HS / Utah State
1	Harper, Micah	S	5-10	192	R-So.	Chandler, AZ / Basha HS
1	Hill, Keanu	WR	6-4	215	R-Jr.	Euleess, TX / Trinity HS
2	Bywater, Ben	LB	6-3	235	R-Jr.	Salt Lake City, UT / Olympus HS
2	Roberts, Chase	WR	6-4	205	R-So.	Highland, UT / American Fork HS
3	Ah You, Chaz	LB	6-2	220	R-Sr.	Saratoga Springs, UT/Westlake HS
3	Robbins, Aidan	RB	6-3	240	R-Jr.	Louisville, KY / UNLV
4	Christensen, Caleb	CB	5-10	183	Jr.	Smithfield, UT / Sky View HS
4	Davis, Miles	RB	6-2	215	R-So.	Las Vegas, NV / Las Vegas HS
5	Heckard, Eddie	CB	5-10	190	R-Sr.	Las Vegas, NV / Weber State
5	Lassiter, Darius	WR	6-3	205	R-Sr.	Chandler, AZ / Eastern Michigan
7	Garrett, Camden	CB	5-11	181	Sr.	Las Vegas, NV / Weber State
7	Ropati, Hinckley	RB	5-10	215	Sr.	Downey, CA / Cerritos College
10	Slovis, Kedon	QB	6-3	215	R-Sr.	Scottsdale, AZ / USC/Pittsburgh
10	Vongphachanh, AJ	LB	6-2	235	R-Sr.	Utah State
11	Fennegan, Cade	QB	6-2	190	R-So.	Dallas, TX / Woodrow Wilson HS
11	Taggart, Harrison	LB	6-2	216	R-Fr.	Draper, UT / Oregon
12	Moore, Malik	S	6-1	195	R-Sr.	San Diego, CA / Point Loma HS
12	Retzlaff, Jake	QB	6-2	205	Jr.	Corona, CA / Riverside City College
13	Bagnah, Isaiah	DE	6-4	235	R-Jr.	Lethbridge, Can. / Boise State
13	Wake, Masen	TE	6-1	260	Sr.	Cedar Hills, UT / Lone Peak HS
15	Billoups, Nick	QB	6-2	200	R-So.	San Clemente, CA / San Clemente HS
16	Glasker, Isaiah	LB	6-5	220	R-Fr.	South Jordan, UT/Bingham HS
16	Hagen, Cole	QB	6-2	185	Fr.	Draper, UT / Corner Canyon HS
17	Marion, Keelan	WR	6-0	200	R-So.	Atlanta, GA / Uconn
17	Rex, Preston	S	6-0	193	R-Fr.	San Clemente, CA / San Clemente HS
18	Burton, Ryder	QB	6-2	200	Fr.	Springville, UT / Springville HS
18	Kaufusi, Ace	LB	6-3	217	Fr.	Kahuku, HI / Kahuku HS
19	Bamba, Mory	CB	6-3	185	R-Jr.	Menomonee Falls, WI / Tyler JC
19	Phillips, Jojo	WR	6-5	190	Fr.	Lancaster, CA / Sierra Canyon HS
20	Boren, Jacob	CB	5-9	175	Sr.	Salt Lake City, UT / Highland HS
20	Smith, Deion	RB	6-0	200	R-Sr.	Colorado
21	Flowers, Dylan	CB	5-11	180	R-So.	Playa Del Ray, CA / Southern Utah
21	Nawahine, Enoch	RB	6-1	210	R-So.	Kahuku, HI / Utah State
22	Fakahua, Mason	TE	6-2	240	Jr.	Cedar City, UT / Cedar City HS
22	Hannemann, Ammon	LB	6-1	215	R-Jr.	Highland, UT / Lone Peak HS
23	Ebunoha, Chika	S	6-0	185	R-Fr.	Tucson, AZ / Marana HS
23	Nyberg, Hobbs	WR	5-11	195	Jr.	Dixie, UT / Dixie HS
24	Rehkov, Ryan	P/K	6-6	235	Jr.	Spokane, WA / Central Valley HS
25	Alfrey, Talan	S	6-3	205	R-So.	Auburn, WA / Auburn Mountainview HS
26	Pyper, Morgan	RB	6-2	215	R-Sr.	Idaho Falls, ID / Hillcrest HS
26	Slade, Ethan	S	6-0	190	R-So.	Orem, UT / Orem HS
27	Martin, LJ	RB	6-2	205	Fr.	El Paso, TX / Canutillo HS
27	McKenzie, Marcus	CB	6-0	172	Fr.	St. George, UT / Pine View HS
28	Wall, Tanner	S	6-1	200	R-So.	Arlington, VA / Yorktown HS
29	Dunlap, Jayden	CB	6-1	173	Jr.	Carson, CA / Cerritos College
29	Hill, Jake	WR	6-3	190	Fr.	St. George, UT / Snow Canyon HS
30	Helu, Nukuluve	RB	6-1	215	Fr.	Tooele, UT / Tooele HS
30	Rice, Quenton	CB	6-1	195	R-So.	Las Vegas, NV / Faith Lutheran HS
31	Doe, Kevin	WR	6-5	190	Fr.	Salt Lake City, UT / East HS
31	Tooley, Max	LB	6-2	225	R-Sr.	Bountiful, UT / Bountiful HS
32	Burke, Ty	S	6-1	180	Fr.	Syracuse, UT / Syracuse HS
32	Hopkins, Chase	RB	6-0	220	Fr.	Holladay, UT / Olympus HS
33	Damuni, Raider	S	6-2	210	Fr.	Provo, UT / Timpview HS
34	Kaufusi, Maika	LB	6-4	214	Fr.	Cottonwood Heights, UT / Alta HS
35	Allen, Zion	CB	6-1	160	R-Fr.	Stockton, CA / Manteca HS
36	Gunther, Talmage	WR	6-0	190	R-Jr.	Highland, UT / Lone Peak HS
36	Johnson, Evan	CB	6-1	175	R-Fr.	Monterey, CA / Stevenson HS
37	Smith, Justen	K	6-2	205	R-So.	Sandy, UT / Brighton HS
38	Wakley, Crew	S	6-0	203	R-So.	Sandy, Utah / Utah State
39	Rehkov, Landon	P/K	6-0	178	Fr.	Veradale, WA / Central Valley HS
41	Bowers, Jackson	TE	6-5	245	Fr.	Mesa, AZ / Mountainview HS
41	Moa, Sione	LB	6-1	230	R-So.	North Ogden, UT/Weber HS
42	Paulo, Ray	TE	6-3	255	R-Jr.	Pago Pago, Samoa / Allan Hancock College
42	Tuipulotu, Petey	S	6-3	197	R-Fr.	Fort Mill, SC / Nation Ford HS
43	Danielson, Naseri	S	6-2	195	Fr.	Stockton, CA / St. Mary's HS
44	Ferrin, Will	K	6-2	175	R-So.	Kaysville, UT / Boise State
45	Daley, Michael	DE	6-3	235	R-So.	Alpine, UT / Lone Peak HS
46	Daley, John Henry	DE	6-5	225	Fr.	Alpine, UT / Lone Peak HS
47	Hall, Miles	LB	6-2	205	Fr.	St. George, UT / Skyline HS
47	Riggs, Dalton	LS	6-4	225	R-Fr.	Eagle, ID / Eagle HS
48	Schoonover, Bodie	DE	6-4	250	R-Fr.	American Fork, UT / American Fork HS
49	Coleman, Nason	TE	6-3	235	Fr.	Chandler, AZ / Chandler HS
49	Finau, Lucky	LB	6-0	230	Fr.	Sandy, UT / Alta HS

#	NAME	POS.	HT.	WT.	YR.	HOMETOWN/LAST SCHOOL
50	Krebs, Kason	LB	6-1	210	R-Fr.	Sunset Beach, HI / Southern Utah
51	Makasini, Sonny	OL	6-3	320	R-Fr.	Provo, UT /Timpview HS
52	Ward, Ben	OL	6-5	290	R-Jr.	Washington D.C./ Dallastown HS
53	Jackson, Fisher	LB	6-5	230	Jr.	South Jordan, UT / Herriman HS
54	Esera, Siale	LB	6-3	245	Fr.	Provo, UT / Timpview HS
54	Maile, Paul	OL	6-2	300	R-Sr.	Salt Lake City, UT / Utah
56	Eichorn, Jake	OL	6-5	295	R-So.	Beaver, UT / Weber State
56	Sellesin, Nuuletau	DE	6-1	247	R-So.	Woods Cross, UT / Weber State
58	Moa, Aisea	DE	6-3	245	R-Fr.	North Ogden, UT/Weber HS
59	Lutui, Logan	DE	6-1	250	R-Jr.	West Valley City, UT / Weber State/Hunter HS
60	Little, Tyler	OL	6-7	295	R-So.	Gridley, CA / Gridley HS / Butte College
61	Lapuaho, Weylin	OL	6-4	305	So.	South Jordan, UT / Utah State
62	Mahe, Atunaisa	DT	6-1	315	R-Sr.	West Jordan, UT / West Jordan HS
64	Keim, Brayden	OL	6-8	310	R-Jr.	Sandy, UT / Alta HS
65	Fitzgerald, Ian	OL	6-5	305	R-Sr.	Hawthorn Woods, IL / Missouri State
68	Falaniko, Peter	OL	6-3	315	R-Fr.	St. George, UT / Pine View HS
69	Moala, Simi	OL	6-7	310	R-Sr.	Inglewood, CA / Utah
70	Pay, Connor	OL	6-5	305	Jr.	Highland, UT / Lone Peak HS
73	Jones, Weston	OL	6-5	280	Fr.	Romeo, MI / Romeo HS
74	Ostler, Trevin	OL	6-5	310	R-Fr.	Bountiful, UT / Bountiful HS
75	Dawe, Sam	OL	6-3	305	R-Fr.	Spanish Fork, UT /Spanish Fork HS
76	Etienne, Caleb	OL	6-8	330	R-Jr.	New Orleans, LA / Oklahoma State
77	Griffin, Jake	OL	6-6	285	Fr.	Mesa, AZ / Red Mountain HS
78	Suamataia, Kingsley	OL	6-6	320	R-So.	Orem, UT/Orem HS
79	Chidester, Kaden	OL	6-8	300	Fr.	Richfield, UT / Richfield HS
80	Eldredge, Koa	WR	6-0	195	Fr.	Honolulu, HI / Punahou HS
82	Kingston, Parker	WR	6-0	180	R-Fr.	Layton, UT / Roy HS
83	Rex, Isaac	TE	6-6	255	R-Jr.	San Clemente, CA / San Clemente HS
84	Riggs, Austin	LS	6-5	230	Jr.	Eagle, ID / Eagle HS
85	Olsen, Anthony	TE	6-4	235	R-Fr.	Salt Lake City, UT / Olympus HS
86	Henry, Dom	WR	5-11	175	R-Fr.	St. Augustine, FL / Nease HS
87	Erickson, Ethan	TE	6-5	240	R-So.	Laie, HI / Kahuku HS
88	Downing, Devin	WR	6-2	190	Fr.	American Fork, UT / American Fork HS
89	Moore, Kade	WR	5-11	185	R-So.	Lehi, UT / Lehi HS
90	Latu, David	DT	6-4	300	So.	Bountiful, UT / Snow College
90	Singh, Joshua	DT	6-0	275	R-So.	Orem, UT / Orem HS
91	Cravens, Jackson	DT	6-2	305	R-Sr.	Provo, UT / Boise State
92	Batty, Tyler	DE	6-5	270	Jr.	Payson, UT / Payson HS
93	Mangelson, Blake	DE	6-5	260	Jr.	Nephi, UT / Juab HS
94	Nelson, John	DT	6-4	280	Jr.	Spanish Fork, UT / Salem Hills HS
95	Haws, Caden	DT	6-2	310	R-Jr.	Little Rock, AR / Pulaski Academy
96	Harris, Nic	LS	6-1	249	So.	Salt Lake City, UT / Peru State College
96	Mitchell, Bruce	DT	6-4	300	So.	Kamas, UT/South Summit HS
97	Dunn, Matthias	K	6-0	200	Fr.	Heber City, UT/Wasatch HS
99	Ta'ase, Mata'ava	TE	6-3	255	Jr.	Mesa, AZ / Southern Utah

## PRONUNCIATION

Chaz Ah You	Awe-You	Enoch Nawahine	Ee-nock Nah-wah-hee-nay
Isaiah Bagnah	BAN-Yah	Hobbs Nyberg	Ny (like eye)-berg
Mory Bamba	More-ee BOM-bah	Logan Pili	Pee-lee
Nick Billoups	Bill-ups	Alema Pilimai	Uh-leh-muh Pee-lee-my
Daley	Day-lee	Morgan Pyper	Piper
Raider Damuni	Dah-MOO-nee	Ryan Rehkov	Ree-co
Chika Ebunoha	Chee-kah Eb-oo-no-hah	Jake Retzlaff	Retz-Loff
Mason Fakahua	FAH-ka-HOO-ah	Aidan Robbins	A-Den
Peter Falaniko	Fah-la-nee-koh	Hinckley Ropati	ROH-pah-tee
Cade Fennegan	Fenn-uh-gan	Bodie Schoonover	Skoo-nover
Lucky Finau	Fee-now	Nuuletau Sellesin	Noo-oo-leh-tau Sell-eh-sin
Ammon Hannemann	Amm-un Hann-uh-man	Joshua Singh	Sing
Nukuluve Helu	Noo-koo-loo-vay He-loo	Kedon Slovis	KEE-den SLOH-vis
Ace Kaufusi	Kah-foo-see	Kingsley Suamataia	Soo-uh-mah-tah-ee-uh
Maika Kaufusi	Kah-foo-see	Petey Tuipulotu	TOO-ee-Poo-loh-too
Brayden Keim	Kime (Like Dime with a K)	Kalani Sitake	kah-lah-nee see-tah-kay
Weylin Lapuaho	Way-lin Lah-poo-ah-ho	Fesi Sitake	FES-ee see-tah-kay
Logan Lutui	Loo-TOO-ee	Justin Ena	EN-uh
Atunaisa Mahe	AH-too-Nye-suh	Jernaro Gilford	Jer-nar-oh
	Ma-hay	Sione Po'uha	See-oh-nee Bo-OO-ha
	Mah-kah-see-nee	Harvey Unga	Oong-ah
Sonny Makasini			
Aisea Moa	EYE-say-uh Mo-uh		
Malik Moore	Mah-leek		





## 2023 TRANSFER CLASS AND NEWCOMERS

BYU has had a roster turnover like no other season as it enters the Big 12, with more nearly 60 new faces joining the team that were not on the roster for the 2022 campaign. BYU was very active in the transfer portal, adding more than 25 players to the team that began their collegiate careers elsewhere, including 16 FBS transfers. The Cougars transfer portal class was ranked No. 21 by 247 Sports.

Headlining the transfer class includes quarterback Kedon Slovis, most recently from Pittsburgh following his career at USC. Slovis has thrown for nearly 10,000 career passing yards (9,973) and started 37 of 38 career games played. In addition to Slovis, BYU added one of the top available running backs in the portal in Aidan Robbins out of UNLV. Robbins ran for 1,009 yards in 11 games for the Rebels last season. In addition to Robbins, Deion Smith, another running back transfer from Colorado joins the program after leading the Buffs in rushing in 2022. The Cougars also picked up six offensive linemen, including Oklahoma State's starting left tackle Caleb Etienne. Also on offense, BYU added wide receivers Darius Lassiter from Eastern Michigan and UConn's top target, Keelan Marion.

On defense, the Cougars added up front with a pair of Boise State transfers in Isaiah Bagnah at defensive end, Jackson Cravens at defensive tackle and David Latu from Snow College. At linebacker, BYU welcomed Utah State top tackler AJ Vongphachanh and former 4-star recruit Harrison Taggart in from Oregon. Shoring up the secondary, the Cougars added FCS All-American Eddie Heckard and several others.

BYU also welcomes several highly-touted incoming freshman such as linebacker Siale Esera, tight end Jackson Bowers, defensive end John Henry Daley, safety Raider Damuni and running back LJ Martin among several others to the squad looking to make an immediate impact.

## TRANSFERS

Bagnah, Isaiah	DE	6-4	235	R-Jr.	Lethbridge, Can. / Boise State
Cravens, Jackson	DT	6-2	305	R-Sr.	Provo, UT / Boise State
Dunlap, Jayden	CB	6-1	173	Jr.	Carson, CA / Cerritos College
Eichorn, Jake	OL	6-5	295	R-So.	Beaver, UT / Weber State
Etienne, Caleb	OL	6-8	330	R-Jr.	New Orleans, LA / Oklahoma State
Ferrin, Will	K	6-2	175	R-So.	Kaysville, UT / Boise State
Fitzgerald, Ian	OL	6-5	305	R-Sr.	Hawthorn Woods, IL / Missouri State
Flowers, Dylan	CB	5-11	180	R-So.	Playa Del Ray, CA / Southern Utah
Garrett, Kamden	CB	5-11	181	Sr.	Las Vegas, NV / Weber State
Harris, Nic	LS	6-1	249	So.	Salt Lake City, UT / Peru State College
Heckard, Eddie	CB	5-10	190	R-Sr.	Las Vegas, NV / Weber State HS
Krebs, Kason	LB	6-1	210	R-Fr.	Sunset Beach, HI / Southern Utah
Lapuaho, Weylin	OL	6-4	305	So.	South Jordan, UT / Utah State
Lassiter, Darius	WR	6-3	205	R-Sr.	Chandler, AZ / Eastern Michigan
Latu, David	DT	6-4	300	So.	Bountiful, UT / Snow College
Maile, Paul	OL	6-2	300	R-Sr.	Salt Lake City, UT / Utah
Marion, Keelan	WR	6-0	200	R-So.	Atlanta, GA / UConn
Moala, Simi	OL	6-7	310	R-Sr.	Inglewood, CA / Utah
Paulo, Ray	TE	6-3	255	R-Jr.	Pago Pago, Samoa / Allan Hancock Col.
Retzlaff, Jake	QB	6-2	205	Jr.	Corona, CA / Riverside City College
Robbins, Aidan	RB	6-3	240	R-Jr.	Louisville, KY / UNLV
Sellesin, Nuuletau	DE	6-1	247	R-So.	Woods Cross, UT / Weber State
Slovis, Kedon	QB	6-3	215	R-Sr.	Scottsdale, AZ / Pitt/USC
Smith, Deion	RB	6-0	200	R-Sr.	Colorado
Ta'asa, Mata'ava	TE	6-3	255	Jr.	Mesa, AZ / Southern Utah
Taggart, Harrison	LB	6-2	216	R-Fr.	Draper, UT / Oregon
Vongphachanh, AJ	LB	6-2	235	R-Sr.	Pasco, WA / Utah State
Wakley, Crew	S	6-0	203	R-So.	Sandy, UT / Utah State

## FRESHMEN

Bowers, Jackson	TE	6-5	245	Fr.	Mesa, AZ / Mountainview HS
Burke, Ty	S	6-1	180	Fr.	Syracuse, UT / Syracuse HS
Burton, Ryder	QB	6-2	200	Fr.	Springville, UT / Springville HS
Chidester, Kaden	OL	6-8	300	Fr.	Richfield, UT / Richfield HS
Coleman, Nason	TE	6-3	235	Fr.	Chandler, AZ / Chandler HS
Daley, John Henry	DE	6-5	225	Fr.	Alpine, UT / Lone Peak HS
Damuni, Raider	S	6-2	210	Fr.	Provo, UT / Timpview HS
Danielson, Naseri	S	6-2	195	Fr.	Stockton, CA / St. Mary's HS
Doe, Kevin	WR	6-5	190	Fr.	Salt Lake City, UT / East HS
Downing, Devin	WR	6-2	190	Fr.	American Fork, UT / American Fork HS
Dunn, Matthias	K	6-0	200	Fr.	Heber City, UT / Wasatch HS
Eldredge, Koa	WR	6-0	195	Fr.	Honolulu, HI / Punahou HS
Esera, Siale	LB	6-3	245	Fr.	Provo, UT / Timpview HS
Finau, Lucky	LB	6-0	230	Fr.	Sandy, UT / Alta HS
Griffin, Jake	OL	6-6	285	Fr.	Mesa, AZ / Red Mountain HS
Hagen, Cole	QB	6-2	185	Fr.	Draper, UT / Corner Canyon HS
Hall, Miles	LB	6-2	205	Fr.	St. George, UT / Skyline HS
Helu, Nukuluve	RB	6-1	215	Fr.	Tooele, UT / Tooele HS
Hill, Jake	WR	6-3	190	Fr.	St. George, UT / Snow Canyon HS
Hopkins, Chase	RB	6-0	220	Fr.	Holladay, UT / Olympus HS
Jones, Weston	OL	6-5	280	Fr.	Romeo, MI / Romeo HS
Kaufusi, Ace	LB	6-3	217	Fr.	Kahuku, HI, Kahuku HS
Kaufusi, Maika	LB	6-4	214	Fr.	Cottonwood Heights, UT / Alta HS
Martin, LJ	RB	6-2	205	Fr.	El Paso, TX / Canutillo HS
McKenzie, Marcus	CB	6-0	172	Fr.	St. George, UT / Pine View HS
Phillips, Jojo	WR	6-5	190	Fr.	Lancaster, CA / Sierra Canyon HS
Rehkov, Landon	P	6-0	178	Fr.	Veradale, WA / Central Valley HS

## POSITION BREAKDOWN – OFFENSE

QUARTERBACK				Career GP	Career GS	2022 GP	2022 GS	Notables	
15	Billoups, Nick	6-2	200	R-So.	-	-	-	Transfer from Utah and a scout team quarterback for two seasons	
18	Burton, Ryder	6-2	200	Fr.	-	-	-	Enrolled early as a freshman for spring after quarterbacking Springville HS for two seasons	
11	Fennegan, Cade	6-2	190	R-So.	3	-	-	Transfer from Boise State after 2020 season, played against BYU in 2020	
16	Hagen, Cole	6-2	185	Fr.	-	-	-	Utah Gatorade Player of the Year at Corner Canyon before mission to Washington DC	
12	Retzlaff, Jake	6-2	205	Jr.	25	25	13	13	No. 1 rated JC quarterback in 2023 class, threw for 4,596 yards and 44 TDs in 2022
10	Slouis, Kedon	6-3	215	R-Sr.	38	37	11	11	Thrown for 9,973 yards and 68 touchdowns in career at USC and Pittsburgh
RUNNING BACK									
4	Davis, Miles	6-2	215	R-So.	14	-	8	-	Career-best 13 carries for 131 yards and one touchdown against Wyoming in 2022
20	Helu, Nukuluve	6-1	215	Fr.	-	-	-	-	Mission to Philippines, ran for 2,369 yards and 29 touchdowns in career at Tooele HS
32	Hopkins, Chase	6-0	220	Fr.	-	-	-	-	Ran for 1,716 yards as a senior at Olympus HS
21	Nawahine, Enoch	6-1	210	R-So.	10	-	-	-	Transferred from Utah State for 2022 season, played in 10 games for Aggies
27	Martin, LJ	6-2	205	Fr.	-	-	-	-	Ran for 2,137 yards and 23 touchdowns as a senior at Canutillo
26	Pyper, Morgan	6-2	215	R-Sr.	42	1	13	-	Played in all 13 games last year, has played RB, DB and LB
3	Robbins, Aidan	6-3	240	R-Jr.	23	11	11	11	Led UNLV with 209 carries for 1,011 yards and 9 TDs in 2022
7	Ropati, Hinckley	5-10	215	Sr.	14	1	9	1	Totaled 36 carries, 189 yards and 1 touchdown on the ground in 2022
20	Smith, Deion	6-0	200	R-Sr.	34	5	10	5	Led Colorado in rushing in 2022 with 393 yards and two touchdowns
WIDE RECEIVERS									
88	Downing, Devin	6-2	190	Fr.	-	-	-	-	Posted 103 receptions, 1,787 yards and 23 TDs as a senior at American Fork in 2019
80	Eldredge, Koa	6-0	195	Fr.	-	-	-	-	Also plays for BYU baseball team, had 70 receptions, 817 yards and 5 TDs as a senior
0	Epps, Kody	5-11	187	R-So.	14	4	8	4	39 catches, 459 yards and 6 TDs in 2022, Freshman All-America honorable mention
36	Gunther, Talmage	6-0	190	R-Jr.	37	-	13	-	Mostly a special teamer, has 3 career KR and 8 career PR
86	Henry, Dom	5-11	175	R-Fr.	-	-	-	-	Led Florida high schools with 81 receptions, 1,590 yards and 14 TDs as a senior in 2021
1	Hill, Keanu	6-4	215	R-Jr.	37	11	13	10	Led BYU with 7 touchdowns last year, posted 36 receptions, 572 yards
29	Hill, Jake	6-3	190	Fr.	-	-	-	-	4A All-State selection at Snow Canyon, ran track and clocked a 10.95 100m
82	Kingston, Parker	6-0	180	R-Fr.	1	-	1	-	Played QB, RB, WR and KR at Roy HS, totaling 24 pass TD, 33 rush, 5 rec, 2 KR TDs
5	Lassiter, Darius	6-3	205	R-Sr.	13	-	13	-	Posted 40 receptions for 471 yards and four touchdowns after transferring from Butler CC
17	Marion, Keelan	6-0	200	R-So.	17	12	5	-	Led UConn in receiving in 2021 with 474 yards on 28 catches, scoring 5 touchdowns
89	Moore, Kade	5-11	185	R-So.	2	-	1	-	Has been a scout team member since 2020, played in 2022 bowl vs. SMU
23	Nyberg, Hobbs	5-11	195	Jr.	35	-	11	-	Averaged 12.8 yards per punt last season and 22.8 yards per kick return
19	Phillips, Jojo	6-5	190	Fr.	-	-	-	-	Posted 586 yards and five touchdowns as a senior, helping Sierra Canyon to a CIF Championship
2	Roberts, Chase	6-4	205	R-So.	11	3	11	3	22 receptions, 357 yards and 3 TDs, had 122 yards against Baylor in 20T win
TIGHT END/FULLBACK									
41	Bowers, Jackson	6-5	245	Fr.	-	-	-	-	ESPN Top 300 recruit, recorded 110 catches, 1,540 yards and 12 touchdowns at Mountain View HS
49	Coleman, Nason	6-3	235	Fr.	-	-	-	-	Prepped at Chandler HS, had 50 receptions 718 yards and 10 TDs as a senior
87	Erickson, Ethan	6-5	240	R-So.	11	1	11	1	Caught a 14-yard touchdown against Utah State
22	Fakahua, Mason	6-2	240	Jr.	21	-	12	-	Mostly plays on special teams, had 7 carries against Arkansas
85	Olsen, Anthony	6-4	235	R-Fr.	-	-	-	-	Prepped at Olympus HS with 35 receptions, 514 yards and 4 TD senior year
42	Paulo, Ray	6-3	255	Jr.	-	-	-	-	Recorded 26 receptions for 379 yards and four touchdowns in 11 games at Allan Hancock College
83	Rex, Isaac	6-6	255	R-Jr.	40	31	13	12	Has 21 career receiving touchdowns, No. 2 among all BYU tight ends
99	Ta'ase, Mata'ave	6-3	255	Jr.	16	-	9	-	22 receptions for 227 yards and two touchdowns at Southern Utah
13	Wake, Masen	6-1	260	Sr.	46	16	11	4	10 receptions for 42 yards last season
OFFENSIVE LINE									
79	Chidester, Kaden	6-8	300	Fr.	-	-	-	-	Prepped at Richfield HS and posted 50 tackles as a defensive end
75	Dawe, Sam	6-3	305	R-Fr.	1	-	1	-	Appeared in one game last season against Utah Tech
68	Falaniko, Peter	6-3	315	R-Fr.	-	-	-	-	Prepped at Pine View HS in St. George and was a member of the scout team last year
65	Fitzgerald, Ian	6-5	305	R-Sr.	34	34	11	11	Started 34 games for Missouri State at tackle before transferring to BYU
56	Eichorn, Jake	6-5	295	R-So.	12	-	12	-	Helped Weber State to a 10-3 record with multiple starts on the offensive line
76	Etienne, Caleb	6-8	330	R-Jr.	16	13	13	13	Started all 13 games for Oklahoma State at left tackle in 2022
77	Griffin, Jake	6-6	285	Fr.	-	-	-	-	Prepped at Red Mountain HS in Mesa, Arizona as All-Conference selectin (AZPreps365)
73	Jones, Weston	6-5	280	Fr.	-	-	-	-	No. 39 recruit in Michigan by 247 Sports
64	Keim, Brayden	6-8	310	R-Jr.	16	2	10	-	Started two games at tackle in 2021 against Georgia Southern and USC
61	Lapuaho, Weylin	6-4	305	So.	13	13	13	13	Started all 13 games at guard for Utah State as a true freshman in 2022
60	Little, Tyler	6-7	295	R-So.	3	-	2	-	Appeared in two games in 2022 on the defensive line, switched from OL to DL back to OL
54	Maile, Paul	6-2	300	R-Sr.	29	17	12	12	Started at center and guard for Utah, Pac-12 Academic Honor Roll recipient
51	Makasini, Sonny	6-3	320	R-Fr.	1	-	1	-	Played in one game last season against Utah Tech
69	Moala, Simi	6-7	310	R-Sr.	-	-	-	-	Played in one game last season against Utah Tech
74	Ostler, Trevin	6-5	310	R-Fr.	-	-	-	-	A member of the scout team last season, prepped at Bountiful HS
70	Pay, Connor	6-5	305	Jr.	33	22	12	12	Has started at center for the past two seasons, can also play guard
78	Suamataia, Kingsley	6-6	320	R-So.	13	12	12	12	Started 12 games at right tackle in 2022 as a redshirt freshman transfer from Oregon
52	Ward, Ben	6-5	290	R-Jr.	1	-	1	-	Played against Utah Tech and has been a scout team member since 2021
SPECIALISTS									
39	Rehkov, Landon (P/K)	5-11	178	Fr.	-	-	-	-	Younger brother of punter Ryan Rehkov
24	Rehkov, Ryan (P/K)	6-6	235	Jr.	38	-	13	-	Averaged 46.17 yards per punt in 2022, dropping 16 inside the 20 and had 12 of 50+
44	Ferrin, Will (K)	6-3	175	R-So.	10	-	7	-	Kickoff specialist at Boise State, playing 10 games, 61.2 yards/kick and had 20 TBs
96	Harris, Nic	6-1	249	So.	-	-	-	-	Played as linebacker at Peru State College in Nebraska
37	Smith, Justen (K)	6-2	205	R-So.	8	-	3	-	Made 3 of 4 career field goals, with a long of 40 yards in 2021, also kicked off 18 times
84	Riggs, Austin (LS)	6-5	230	Jr.	27	-	7	-	Served as primary long snapper for the last three seasons
47	Riggs, Dalton (LS)	6-4	225	R-Fr.	-	-	-	-	Younger brother of long snapper Austin Riggs



## POSITION BREAKDOWN – DEFENSE

DEFENSIVE END				Career GP	Career GS	2022 GP	2022 GS	Notables	
13	Bagnah, Isaiah	6-4	235	R-Jr.	25	8	6	-	Recorded 59 total tackles and 10 sacks at Boise State, including 6 sacks in 2021
92	Batty, Tyler	6-5	270	Jr.	28	19	12	12	Has 8 career sacks and 108 total tackles in 28 games played
44	Daley, Michael	6-3	235	R-So.	-	-	-	-	A member of the scout team in 2022
46	Daley, John Henry	6-5	225	Fr.	-	-	-	-	Led the Lone Peak defense with 82 tackles and 22 sacks in 14 games as a senior
59	Lutui, Logan	6-1	255	R-Jr.	17	-	3	1	Played in 3 games, including 1 start before injury in 2022 after transfer from Weber St.
93	Mangelson, Blake	6-5	260	Jr.	15	1	9	1	Had 13 total tackles last year, 2 quarterback hurries and 1 pass breakup
58	Moa, Aisea	6-3	245	R-Fr.	2	-	2	-	Appeared in two games last year, prepped at Weber HS where he had 15.5 sacks
48	Schoonover, Bodie	6-4	250	R-Fr.	1	-	1	-	Appeared in one game last season during a redshirt year
56	Sellesin, Nuuletau	6-1	247	R-So.	11	-	11	-	Had 4 sacks for Weber State last season
DEFENSIVE TACKLE				Career GP	Career GS	2022 GP	2022 GS	Notables	
91	Cravens, Jackson	6-2	305	R-Sr.	26	13	10	2	2-time Academic All-MWC honoree, recorded 70 total tackles at Boise State
95	Haws, Caden	6-2	310	R-Jr.	38	20	13	13	Started all 13 games in 2022, posting 40 tackles, 2 TFL and 1 sack
90	Latu, David	6-4	300	R-So.	9	9	9	9	23 total tackles, 4 tackles for loss, 1.5 sacks and a fumble recovery as a freshman at Snow
62	Mahe, Atunaisa	6-1	315	R-Sr.	33	6	8	-	13 total tackles last season with 1.5 TFL, has 3 career sacks
96	Mitchell, Bruce	6-4	300	So.	7	-	7	-	Made 3 total tackles last season, including 1 TFL
94	Nelson, John	6-4	280	Jr.	26	11	13	11	Registered 28 tackles last season and had 6 TFL and 3 sacks, may play tackle or end
90	Singh, Joshua	6-0	275	R-So.	9	-	8	-	Appeared in 8 games in 2022, mostly on special teams, made 1 tackle
LINEBACKERS				Career GP	Career GS	2022 GP	2022 GS	Notables	
3	Ah You, Chaz	6-2	220	R-Sr.	29	8	2	-	83 total tackles in 29 games, 7.5 TFL and 2 career interceptions
2	Bywater, Ben	6-3	235	R-Jr.	32	20	13	7	Leading tackler for 2 consecutive seasons with 98 last year and 102 in 2021
54	Esera, Siale	6-3	245	Fr.	-	-	-	-	ESPN Under Armour All-American LB MVP, 4-star signee out of Timpview HS
49	Finau, Lucky	6-0	230	Fr.	-	-	-	-	Prepped at Alta HS and totaled 102 tackles and 6.5 sacks for the Hawks
16	Glasker, Isaiah	6-5	220	R-Fr.	-	-	-	-	A member of the scout team in 2022, prepped at Bingham HS
22	Hannemann, Ammon	6-1	215	R-Jr.	22	8	12	4	Started four games at safety in 2022, totaled 30 tackles last year
47	Hall, Miles	6-2	205	Fr.	-	-	-	-	Prepped at Skyline HS in St. George
53	Jackson, Fisher	6-5	230	Jr.	22	-	23	-	Posted 20 tackles last season, mostly as a linebacker with one tackle for loss
18	Kaufusi, Ace	6-3	217	Fr.	-	-	-	-	Prepped at Kahuku HS and is the cousin of former BYU players Isaiah and Jackson
34	Kaufusi, Maika	6-4	214	Fr.	-	-	-	-	Younger brother of former BYU linebackers Isaiah and Jackson Kaufusi
50	Krebs, Kason	6-1	210	R-Fr.	-	-	-	-	Transfer from Southern Utah, prepped at Mission Viejo HS
41	Moa, Sione	6-1	230	R-So.	10	1	10	1	Posted 12 tackles and started one game for Utah State in 2022
11	Taggart, Harrison	6-2	216	R-Fr.	3	-	3	-	Appeared in 3 games at Oregon after signing as a 4-star recruit from Corner Canyon HS
31	Tooley, Max	6-2	225	R-Sr.	48	12	7	6	Had 3 interceptions, including 2 returned for TDs last year
10	Vongphachanh, AJ	6-2	235	R-Sr.	-	-	-	-	Utah State's leading tackler in 2022
CORNERBACKS				Career GP	Career GS	2022 GP	2022 GS	Notables	
35	Allen, Zion	6-1	160	R-Fr.	2	-	2	-	Played in 2 games last season and prepped at Manteca HS
19	Bamba, Mory	6-3	180	R-Jr.	5	-	5	-	Played in 4 regular season games and appeared in the bowl game in 2022
20	Boren, Jacob	5-9	175	Sr.	25	1	11	1	Made 4 total tackles last season in 11 games with one start as a nickelback
4	Christensen, Caleb	5-10	183	Jr.	26	-	7	-	Has 22 kick returns for 417 yards in career
29	Dunlap, Jayden	6-1	173	Jr.	-	-	-	-	Played at Cerritos College and LA Harbor College prior to transferring to BYU
21	Flowers, Dylan	5-11	180	R-So.	10	-	2	-	Appeared in 10 games for Southern Utah from Playa Del Ray, California
7	Garrett, Kamden	5-11	185	Sr.	37	-	13	-	Earned All Big Sky honorable mention in 2022 with 26 tackles, including 20 solo stops
5	Heckard, Eddie	5-10	190	R-Sr.	49	45	13	13	2022 First-Team All-America selection (Stats Perform and Phil Steele )
36	Johnson, Evan	6-1	175	R-Fr.	2	-	2	-	Appeared in two games last season
27	McKenzie, Marcus	6-0	172	Fr.	-	-	-	-	Prepped at Pine View HS
30	Rice, Quenton	6-1	195	R-So.	-	-	-	-	A member of the scout team in 2021 and 2022
0	Robinson, Jakob	5-11	170	Jr.	29	11	13	5	Made tackle on 2-point attempt to seal victory in the New Mexico Bowl in 2022
SAFETIES				Career GP	Career GS	2022 GP	2022 GS	Notables	
25	Alfrey, Talan	6-3	205	R-So.	14	9	13	9	Had 41 tackles last season, 2 pass breakups and 1 interception
32	Burke, Ty	6-1	180	Fr.	-	-	-	-	Played wide receiver and safety at Syracuse HS
33	Damuni, Raider	6-2	210	Fr.	-	-	-	-	Utah 5A MVP out of Timpview HS where he was a two-time All-State First-Team honoree
43	Danielson, Naseri	6-2	195	Fr.	-	-	-	-	Prepped at St. Mary's High School in Stockton, CA
23	Ebunoha, Chika	6-0	185	R-Fr.	5	-	5	-	Played in 4 regular season games and the New Mexico Bowl last season
1	Harper, Micah	5-10	192	R-So.	24	14	13	9	Posted 62 total tackles in 2022, earned Freshman All-America honorable mention
12	Moore, Malik	6-1	195	R-Sr.	47	21	4	4	Started the first 4 games at safety in 2022 before season-ending injury
17	Rex, Preston	6-0	193	R-Fr.	2	-	2	-	Played in two games last season and is younger brother of TE Isaac Rex
26	Slade, Ethan	6-0	190	R-So.	13	-	11	-	Had 17 total tackles, 3 pass breakups and 1 TFL in 2022
42	Tuipulotu, Petey	6-3	195	R-Fr.	-	-	-	-	Father is Peter Tuipulotu, former BYU running back (1987-91)
38	Wakley, Crew	6-0	203	R-So.	4	-	-	-	Played in 4 games at Utah State in 2021
28	Wall, Tanner	6-1	200	R-So.	13	-	11	-	Moved from WR to S after the 2022 season



## 2022 OFFENSIVE STARTERS (bold=expected to return for 2023)

GAME	QB	RB/WR	RB/WR/TE	WR/TE	WR/TE	WR/TE	WR/TE	LT	LG	C	RG	RT
at USF	Hall	Brooks	Nacua	<b>Hill</b>	<b>Wake</b>	Holker	Freeland	Cl. Barrington	<b>Pay</b>	LaChance	<b>Suamataia</b>	
Baylor	Hall	Brooks	<b>Roberts</b>	Cosper	<b>Epps</b>	<b>Rex</b>	Freeland	Cl. Barrington	<b>Pay</b>	LaChance	<b>Suamataia</b>	
at Oregon	Hall	Brooks	<b>Roberts</b>	<b>Hill</b>	<b>Wake</b>	<b>Rex</b>	Freeland	Cl. Barrington	<b>Pay</b>	LaChance	<b>Suamataia</b>	
Wyoming	Hall	Katoa	Cosper	<b>Hill</b>	<b>Epps</b>	<b>Rex</b>	Freeland	Cl. Barrington	<b>Pay</b>	LaChance	<b>Suamataia</b>	
Utah State	Hall	Brooks	Cosper	<b>Hill</b>	Romney	<b>Rex</b>	Freeland	Cl. Barrington	<b>Pay</b>	LaChance	<b>Suamataia</b>	
vs. Notre	Hall	Katoa	Nacua	Romney	<b>Wake</b>	<b>Rex</b>	Freeland	Cl. Barrington	<b>Pay</b>	LaChance	<b>Suamataia</b>	
Arkansas	Hall	Brooks	<b>Epps</b>	<b>Hill</b>	<b>Erickson</b>	<b>Rex</b>	Freeland	Cl. Barrington	Tukuafu	LaChance	<b>Suamataia</b>	
at Liberty	Hall	Brooks	Nacua	<b>Hill</b>	<b>Epps</b>	<b>Rex</b>	Freeland	Cl. Barrington	Tukuafu	LaChance	<b>Suamataia</b>	
East	Hall	Katoa	Nacua	<b>Hill</b>	Cosper	<b>Rex</b>	Freeland	Cl. Barrington	<b>Pay</b>	LaChance	<b>Suamataia</b>	
at Boise	Hall	Katoa	Nacua	<b>Hill</b>	Cosper	<b>Rex</b>	Freeland	Cl. Barrington	<b>Pay</b>	Tukuafu	LaChance	
Utah Tech	Hall	<b>Ropati</b>	Nacua	<b>Hill</b>	<b>Wake</b>	<b>Rex</b>	Freeland	Cl. Barrington	<b>Pay</b>	LaChance	<b>Suamataia</b>	
at Stanford	Hall	Brooks	Nacua	<b>Hill</b>	Cosper	<b>Rex</b>	Freeland	Cl. Barrington	<b>Pay</b>	LaChance	<b>Suamataia</b>	
vs. SMU	Maiava-Peters	Brooks	<b>Roberts</b>	<b>Hill</b>	Cosper	<b>Rex</b>	Freeland	Cl. Barrington	<b>Pay</b>	Tukuafu	<b>Suamataia</b>	

## 2022 DEFENSIVE STARTERS (bold=expected to return for 2023)

GAME	E	N	T/E	OE/NICKEL	RLB	MLB	FLB/NICKEL	CB	FS	SS	CB
at USF	<b>Nelson</b>	<b>Haws</b>	Fauatea	<b>Batty</b>	Wilgar	Pili	<b>Tooley</b>	Mandell	<b>M. Moore</b>	<b>Hannemann</b>	Hayes
Baylor	<b>Nelson</b>	<b>Haws</b>	Summers	<b>Batty</b>	Wilgar	Pili	<b>Tooley</b>	Mandell	<b>M. Moore</b>	<b>Hannemann</b>	Hayes
at Oregon	<b>Nelson</b>	<b>Haws</b>	Summers	<b>Lutui</b>	Wilgar	Pili	<b>Tooley</b>	Mandell	<b>M. Moore</b>	<b>Hannemann</b>	Hayes
Wyoming	<b>Mangelson</b>	<b>Haws</b>	<b>Larsen</b>	<b>Batty</b>	<b>Bywater</b>	Pili	Wilgar	Mandell	<b>M. Moore</b>	<b>Hannemann</b>	Jeady-Lally
Utah State	<b>Nelson</b>	<b>Haws</b>	Fauatea	<b>Batty</b>	Wilgar	Pili	<b>Robinson</b>	Jeady-Lally	<b>Alfrey</b>	<b>Harper</b>	Hayes
vs. Notre Dame	<b>Nelson</b>	<b>Haws</b>	Fauatea	<b>Batty</b>	Wilgar	Pili	<b>Tooley</b>	Jeady-Lally	<b>Alfrey</b>	<b>Harper</b>	Hayes
Arkansas	<b>Nelson</b>	<b>Haws</b>	Tuioti-Mariner	<b>Batty</b>	Wilgar	Pili	<b>Tooley</b>	Jeady-Lally	<b>Alfrey</b>	<b>Harper</b>	Hayes
at Liberty	<b>Nelson</b>	<b>Haws</b>	Fauatea	<b>Batty</b>	<b>Bywater</b>	Pili	<b>Tooley</b>	Jeady-Lally	<b>Alfrey</b>	<b>Harper</b>	Hayes
East Carolina	<b>Batty</b>	<b>Haws</b>	Tuioti-Mariner	Tanuvasa	<b>Bywater</b>	Pili	<b>Ah You</b>	Jeady-Lally	<b>Alfrey</b>	<b>Harper</b>	Hayes
at Boise State	<b>Nelson</b>	<b>Haws</b>	Tuioti-Mariner	<b>Batty</b>	<b>Bywater</b>	Pili	Tanuvasa	Jeady-Lally	<b>Alfrey</b>	<b>Harper</b>	<b>Robinson</b>
Utah Tech	<b>Nelson</b>	<b>Haws</b>	<b>Batty</b>	<b>Robinson</b>	<b>Bywater</b>	Pili	Tanuvasa	Jeady-Lally	<b>Alfrey</b>	<b>Harper</b>	Hayes
at Stanford	<b>Nelson</b>	<b>Haws</b>	Fauatea	<b>Batty</b>	<b>Bywater</b>	Pili	<b>Robinson</b>	Jeady-Lally	<b>Alfrey</b>	<b>Harper</b>	Hayes
vs. SMU	<b>Nelson</b>	<b>Haws</b>	Fauatea	<b>Batty</b>	<b>Bywater</b>	Tanuvasa	Udo	Jeady-Lally	<b>Alfrey</b>	<b>Harper</b>	<b>Robinson</b>

## TOP RETURNERS FROM 2022

### PASSING

NAME	GP	EFFIC	COMP	ATT	YDS	Y/A	PCT	LNG	INT	TD
ROBERTS, Chase	11	614.8	1	1	22	22.0	100.0	22	0	1
HILL, Keanu	13	150.4	1	1	6	6.0	100.0	6	0	0

### RECEIVING

NAME	GP	REC	YDS	Y/R	LNG	TD
EPPS, Kody	8	39	459	11.8	53	6
HILL, Keanu	13	36	572	15.9	68	7
REX, Isaac	13	22	320	14.5	43	6
ROBERTS, Chase	11	22	357	16.2	59	3

### RUSHING

NAME	GP	ATT	YDS	Y/A	LNG	TD
DAVIS, Miles	8	40	225	5.6	70	0
ROPATI, Hinckley	9	36	189	5.3	43	1
FAKAHUA, Mason	12	7	14	2.0	5	0

### SCORING

NAME	TD	FG	PAT				PTS
			K	RSH	RCV	PA	
HILL, Keanu	7	-	-	-	1	-	44
REX, Isaac	6	-	-	-	-	-	36
ROBERTS, Chase	3	-	-	-	-	-	18
TOOLEY, Max	2	-	-	-	-	-	12
ROPATI, Hinckley	2	-	-	-	-	-	12
SMITH, Justen	-	1-1	3-5	-	-	-	6
ERICKSON, Ethan	1	-	-	-	-	-	6
BYWATER, Ben	1	-	-	-	-	-	6

## DEFENSE

NAME	GP	SOLO	AST	TOT	TFL/YDS	SACK	YDS	INT	YDS	TD	FF	FR	FRYDS	QBH	PBU	BLK
BYWATER, Ben	13	31	67	98	4 / 13	1	4	3	95	1	0	0	0	0	2	0
HARPER, Micah	13	35	27	62	2.5 / 13	0	0	0	0	0	2	0	0	0	3	0
TOOLEY, Max	7	33	24	57	2 / 2	1	1	3	67	2	1	0	0	1	1	0
BATTY, Tyler	12	29	23	52	7 / 27	1	19	0	0	0	0	1	0	4	0	0
ROBINSON, Jakob	13	34	17	51	1.5 / 16	0	0	1	0	0	0	0	0	1	5	0
ALFREY, Talan	13	22	19	41	0 / 0	0	0	1	21	0	0	1	0	0	2	0

## KALANI SITAKE - HEAD COACH

**YEARS AT BYU:** 8th year at BYU (56-34) **YEARS OVERALL:** 8th year as head coach, 23 years in coaching



Kalani Sitake (pronounced kah-lah-nee see-tah-kay) enters his eighth season overseeing the BYU football program in 2023.

In his 23rd overall season as a coach, Sitake leads the program he once played for under legendary Hall of Fame coach LaVell Edwards. A former Cougar running back (1994, 1997-2000), Sitake is the 14th head coach in BYU history and just the fourth since 1972, when Edwards took over the program. Sitake is the first former player under Edwards to be named head coach at BYU.

With a career record of 56-34, including a 29-9 resume over the past three seasons, Sitake and his program move from the ranks of FBS independents to join the Big 12 Conference in 2023.

During his tenure, Sitake has helped the Cougars achieve notable wins over Baylor, Wisconsin, Michigan State, Mississippi State, Tennessee, USC, Utah, Arizona, Arizona State, Washington State and Boise State, among others. He has also championed BYU's Built4Life career development and NIL program. Built4Life is designed to support BYU student-athletes in developing critical life skills, facilitating professional development opportunities and connecting classroom learning directly to relevant employment opportunities.

During his coaching career, Sitake has helped his teams to 14 bowl games, including last year's New Mexico Bowl victory over SMU. Sitake has been on the winning side 11 times in bowl appearances, including a 4-2 mark as a head coach.

Named BYU's head coach on December 19, 2015, Sitake returned to his alma mater from Oregon State, where he served as assistant head coach and defensive coordinator in 2015 under head coach Gary Andersen. Sitake took the helm at BYU after 15 years in the college coaching profession, which included seven seasons serving as a defensive coordinator and four years as an assistant head coach.

Prior to Oregon State, Sitake spent 10 seasons at the University of Utah under head coach Kyle Whittingham, also a former Cougar. Sitake started at Utah in 2005 as the linebackers coach and was promoted to defensive coordinator in 2009 before also being named assistant head coach in 2012. While at Utah, Sitake coached several Pac-12 and Mountain West Conference honorees, including Morris Trophy winners Star Lotulelei (2011) and Nate Orchard (2014).

During his career, Sitake has helped mentor 29 NFL Draft picks, including nine Cougars since taking over the program in 2016. Last year's draft saw running back Tyler Allgeier go to the Atlanta Falcons, where he set a Falcon's rushing record for a rookie with a 1,000-yard season. Allgeier followed the footsteps of other recent Cougar draft picks under Sitake, such as No. 2 overall pick Zach Wilson and offensive tackle Brady Christensen among five players drafted in the 2021, linebackers Sione Takitaki and Fred Warner in 2019 and 2018 and running back Jamaal Williams in 2017. Among their many accomplishments, Williams, BYU's all-time rushing leader, also rushed for more than 1,000 yards in 2022 while leading the NFL in rushing touchdowns, while Warner again earned All-Pro honors being widely regarded as one of the top linebackers in the NFL.

Sitake began his coaching career in 2001 as the defensive backs and special teams coach at Eastern Arizona before becoming a defensive graduate assistant at BYU in 2002 under Gary Crowton. Sitake then joined the staff at Southern Utah where he coached running backs, tight ends and offensive line during the 2003 and 2004 seasons.

He began his BYU playing career in 1994 prior to serving a two-year mission for The Church of Jesus Christ of Latter-day Saints to Oakland, California. After returning and redshirting in 1997, Sitake was a three-year starter at fullback for the Cougars from 1998-2000 under Edwards. A team captain as a senior, Sitake's last game as a player was also the last game coached by the legendary Edwards, who was a great mentor for Sitake.

Born in Nuku'alofa, Tonga, and raised in Laie, Hawai'i and Provo, Utah, Sitake is the nation's first FBS head football coach of Tongan descent. He graduated from BYU in 2000 with a bachelor's degree in English. Sitake and his wife Timberly have four children.

**kah-lah-nee see-tah-kay**

### NOTABLES

- 28 NFL Draft picks
- 12 bowl games
- 7 Freshman All-Americans

### NFL DRAFT PICKS

- Zach Wilson (1st Rd (2nd overall, New York)
- Star Lotulelei (1st Rd, Carolina)
- Koa Misi (2nd Rd, Miami)
- Eric Rowe (2nd Rd, Philadelphia)
- Nate Orchard (2nd Rd, Cleveland)
- Paul Kruger (2nd Rd, Baltimore)
- Sean Smith (2nd Rd, Miami)
- Eric Weddle (2nd Rd, San Diego)
- Brady Christensen (3rd Rd, Carolina)
- Fred Warner (3rd Rd, San Francisco)
- Jeremiah Poutasi (3rd Rd, Tennessee)
- Sione Takitaki (3rd Rd, Cleveland)
- Jamaal Williams (4th Rd, Green Bay)
- Keith McGill (4th Rd, Oakland)
- Paul Soliai (4th Rd, Miami)
- Tyler Allgeier (5th Rd, Atlanta)
- Treston Decoud (5th Rd, Houston)
- Robert Johnson (5th Rd, Tennessee)
- Stevenson Sylvester (5th Rd, Pittsburgh)
- Brandon Burton (5th Rd, Minnesota)
- Spencer Toone (5th Rd, Tennessee)
- Brice McCain (6th Rd, Houston)
- Kaelin Clay (6th Rd, Tampa Bay)
- Khyiris Tonga (7th Rd, Chicago)
- Chris Wilcox (7th Rd, Tampa Bay)
- Dax Milne (7th Rd, Washington)
- R.J. Stanford (7th Rd, Carolina)
- Joe Kruger (7th Rd, Philadelphia)
- Trevor Reilly (7th Rd, New York Jets)

### PLAYING CAREER

- 1994, 1997-2000 BYU fullback
- Team captain 2000
- Signed with Cincinnati Bengals in 2001

### EDUCATION/FAMILY

- Bachelor of Arts - English (2000)
- Married to Timberly Friddle
- 4 children: Skye, Sadie, Kelaokalani, Sylvia
- Birthplace: Nuku'alofa, Tonga

### SITAKE COACHING EXPERIENCE

2016-	BYU	Head Coach
2015	Oregon State	Assistant HC/DC
2012-14	Utah	Assistant HC/DC/LB
2009-12	Utah	Def. Coordinator/LB
2005-08	Utah	Linebackers
2004	Southern Utah	Offensive Line/TE
2003	Southern Utah	Running Backs/TE
2002	BYU	GA-Defense
2001	Eastern Arizona	DB/Sp. Teams



## Coaches and Support Staff

Athletic Director . . . . . Tom Holmoe  
 Head Coach . . . . . Kalani Sitake  
 Associate HC/DC/Safeties . . . . . Jay Hill  
 OC/Quarterbacks . . . . . Aaron Roderick  
 Passing Game Coordinator/WR . . . . . Fesi Sitake  
 Special Teams Coordinator/DE . . . . . Kelly Poppinga  
 Tight Ends . . . . . Steve Clark  
 Linebackers . . . . . Justin Ena  
 Offensive Line . . . . . Darrell Funk  
 Cornerbacks . . . . . Jernaro Gilford  
 Defensive Tackles . . . . . Sione Po'uaha  
 Running Backs . . . . . Harvey Unga  
 Offensive Analyst . . . . . Tyson McDaniel  
 Offensive Analyst . . . . . Matt Mitchell  
 Offensive Analyst . . . . . Al Pupunu  
 Defensive Analyst . . . . . Randy Coy, Jr.  
 Defensive Analyst . . . . . Vince Feula  
 Defensive Analyst . . . . . Jan Jorgensen  
 Defensive&Special Teams Analyst . . . . . Gavin Fowler  
 Graduate Assistant . . . . . Brayden Kearsley  
 Graduate Assistant . . . . . Raelon Singleton  
 Graduate Assistant . . . . . Kyan Brumfield  
 Director of Sports Performance . . . . . Coleby Clawson  
 Sports Performance . . . . . Skyler Mayne  
 Director of Strength & Conditioning . . . . . Ryan Phillis  
 Strength & Conditioning Coach . . . . . Spencer Reid  
 Strength & Conditioning Coach . . . . . Kalani Simeona  
 Strength & Conditioning Coach . . . . . Dalton Elliot  
 Strength & Conditioning Coach . . . . . Terrance Motley  
 Trainer & Rehab Coordinator . . . . . Brett Mortensen  
 Trainer . . . . . TJ Bass  
 Trainer . . . . . Kaleen Trout  
 Chief of Staff . . . . . Jon Swift  
 Director of Player Personnel . . . . . Justin Anderson  
 Director of Recruiting . . . . . Patrick Hickman  
 Director of Campus Experience . . . . . Brandon Bradley  
 Director of Alumni Relations . . . . . Jack Damuni  
 Director of Player Development . . . . . Mike Hall  
 Director of Equipment Operations . . . . . Josh Hewitt  
 Director of Compliance for Football . . . . . Kurt Hunsaker  
 Director of FB Performance Nutrition . . . . . Dan Wilcox  
 Director of FB Video & Technology . . . . . Brayden Woodall  
 Financial Assistant . . . . . Clay Aucoin  
 Executive Assistant to HC . . . . . Christiana Roberts



**KALANI SITAKE**  
Head Coach  
BYU, 2000



**JAY HILL**  
Associate HC/DC/S  
Utah, 2000



**AARON RODERICK**  
OC/QB  
BYU, 1998



**FESI SITAKE**  
PGC/WR  
Southern Utah, 2011



**KELLY POPPINGA**  
Special Teams/DE  
BYU, 2007



**STEVE CLARK**  
TE  
BYU, 1992



**JUSTIN ENA**  
LB  
BYU, 2001



**DARRELL FUNK**  
OL  
Colorado State, 1988



**JERNARO GILFORD**  
CB  
BYU, 2004



**SIONE PO'UHA**  
DT  
Utah, 2016



**HARVEY UNGA**  
RB  
BYU, 2012

# JAY HILL

**ASSOCIATE HEAD COACH • DEFENSIVE COORDINATOR • SAFETIES (1st year at BYU, 19th overall)**



**Hometown**

- Lehi, Utah

**Education**

- University of Utah (2000, B.A. Spanish)
- University of Utah (2005, M.A. ESS/ Sports Psychology)

**Personal/Family**

- Wife, Sara
- Four children, Ashtyn, Alayna, Allie and Jacob
- Served mission for The Church to Puerto Rico

**Coaching Experience**

- Weber State head coach (2014-22)
- Utah tight ends coach (2007-09; 2013)
- Utah running backs coach (2012)
- Utah cornerbacks coach (2005-06; 2010-11)

**Coaching Notes**

- 22 years of coaching experience,
- 9 seasons as the head coach of the Weber State Wildcats of the Football Championship Subdivision
- Transformed the Wildcat program while becoming Weber State's all-time leader in coaching wins with a record of 68-39.
- Led Weber State to eight-straight winning seasons, six trips to the FCS Playoffs and four Big Sky Conference titles.
- FCS Playoffs six of the last seven seasons while achieving six playoff victories, including a run to the 2019 semifinals.
- The Wildcats won 10 or more games in four of the last five full seasons and have been ranked as high as No. 2 in the nation, the highest ranking in school history.
- Coached 16 players to 26 different All-America honors at Weber State with 91 Big Sky All-Conference awards and multiple Academic All-Big Sky honors.
- Hill is a two-time AFCA Region Coach of the Year and won Big Sky Coach of the Year during the abbreviated spring 2021 season due to Covid-19.
- Coached Eric Weddle who was drafted in the 2nd round of the 2007 NFL Draft and went on to become a Pro Bowler
- Coached Lou Sakoda who was a Lou Groza (kicker) and Ray Guy (punter) finalist in 2008
- Coached Shaky Smithson who led the nation in punt returns yards in 2010
- Helped coach NFL draft picks Sean Smith, Brice McCain, R.J. Stanford and Brandon Burton

**Playing Experience**

- Ricks College (1996-97)
- Junior College All-American
- Utah cornerback (1998-99)
- Led the MWC in interceptions; named Second Team WMC (1999)

# AARON RODERICK



**Hometown**

- Bountiful, Utah

**Education**

- BYU (2002, M.S. Sociology)
- BYU (1998, B.S. Sociology)

**Personal/Family**

- Married to Ellen McConnell
- Two children, Rachel and Quin
- Served mission for The Church to Bogota, Colombia

**Coaching Experience**

- BYU Offensive Coordinator (2018-present)
- BYU Passing game coordinator (2018-present)
- Utah Co-offensive coordinator, quarterbacks (2015-16)
- Utah Passing game coordinator, quarterbacks (2014)
- Utah Passing game coordinator, wide receivers (2012-13)
- Utah Co-offensive coordinator, wide receivers (2010)
- Utah Wide receivers (2005-13)
- Southern Utah, Offensive coordinator, quarterbacks, recruiting coordinator (2003-04)
- Snow College, Running backs (2002)
- BYU, Graduate assistant – linebackers (1999), receivers (2000-01)

**Coaching Notes**

- Mentored recent NFL Draft picks Jaren Hall (2023, 5th round, Minnesota Vikings) and Zach Wilson (2021, No. 2 overall, New York Jets). Hall who led BYU to its first win over Utah in over a decade and finished among the top 10 BYU quarterbacks in several categories while Wilson finished 2020 ranked in the top 10 nationally in 11 offensive categories.
- Helped BYU go 11-1 in 2020 and earn a No. 11 final ranking while boasting a top-10 offense
- Helped BYU offense to be one of the most efficient and secure with the football in school history.
- Utah quarterback Travis Wilson played his last two seasons under Roderick and finished his career as the Utah record-holder for QB starts (39) and games played (46) and No. 2 all-time with 24 career wins
- Coached two of the seven Ute receivers in school history to reach 1,000 yards in a season
- Oversaw an SUU offense in 2004 that finished 21st in the NCAA FCS in total offense (412.5 ypg) and 14th in passing offense (270.5 ypg)—at the time a school record

**Playing Experience**

- Earned All-America honors at Ricks College in Rexburg, Idaho, where he broke the school's single-season punt and kick return record
- After two years at Ricks College from 1994-95, Roderick redshirted at BYU in 1996 as a member of the Cougars' 14-1 Cotton Bowl team
- Went on to start as a receiver and return specialist in 1997 and 1998 and also earned academic all-conference accolades
- BYU went 29-11 in Roderick's three seasons on the team

## KELLY POPPINGA SPECIAL TEAMS COORDINATOR • DEFENSIVE ENDS (8th year at BYU - 1st since 2015, 15th overall)



### Hometown

- Evanston, Wyoming

### Education

- BYU (2007, B.A. Exercise Science)
- BYU (2010, M.A. Exercise Science)

### Personal/Family

- Wife, Rebekah Meier
- Has three daughters
- Brother Brady played football at BYU from 2001-04 and played in the NFL
- Parents are Dennis and Vicki Poppinga, father played TE at BYU (1968-71)
- Mission to Ecuador

### Coaching Experience

- 2022-present BYU special teams coordinator and defensive ends coach
- 2022 Boise State co-special teams coordinator and edge position coach
- 2018-21 Virginia co-defensive coordinator and edge position coach
- 2016-17 Virginia special teams coordinator coach
- 2016-20 Virginia outside linebacker coach; 2021 linebacker coach
- 2013-15 BYU special teams coordinator and outside linebackers coach
- 2011-12 BYU outside linebackers coach
- 2010 BYU defensive graduate assistant and interim outside linebacker coach
- 2009 BYU defensive intern

### Coaching Notes

- Coached Kyle Van Noy who was drafted in the second round of the 2014 NFL Draft by the Lions, and has won two Super Bowls with the Patriots
- Coached Fred Warner who was drafted in the third round of the 2018 NFL Draft, now widely considered one of the best middle linebackers in the NFL
- Coached Sione Takitaki (Cleveland Browns), Alani Fua (Arizona Cardinals) and Spencer Hadley (New Orleans Saints/Oakland Raider) who played in the NFL
- Helped BYU rank No. 3 in total defense (266.1 ypg allowed) and in top 10 of six defensive categories in 2012
- Helped BYU to rank No. 13 in overall defense, No. 19 in rushing defense and No. 22 in scoring defense in 2011
- Helped BYU rank No. 24 in total defense in 2010
- Helped coach the Cougars to win in the 2010 New Mexico Bowl, the 2011 Armed Forces Bowl and the 2012 Poinsettia Bowl

### Playing Experience

- An All-MWC and Academic All-MWC as a linebacker at BYU from 2006-07
- Led the Cougars with 113 tackles his senior year
- Helped BYU win back-to-back conference championships in 2006 and 2007
- Played in the NFL in 2008, seeing time on three teams before going to the Super Bowl XLIII with the Arizona Cardinal

## FESI SITAKE PASSING GAME COORDINATOR • WIDE RECEIVERS (6th year at BYU, 13th overall)



### Hometown

- Sandy, Utah

### Education

- Southern Utah (2011)

### Personal/Family

- He and his wife Holly are the parents of three children, Sefesi, Cayson and Emerson
- LDS mission to Riverside, California

### Coaching Experience

- BYU Passing game coordinator, wide receivers (2021-present)
- BYU Wide receivers (2018-2020)
- Weber State Offensive coordinator (2016-17)
- Weber State Passing game coordinator, wide receivers (2014-15)
- Southern Utah Passing game coordinator, wide receivers (2013)
- Southern Utah Wide receivers (2012)
- Southern Utah Student assistant – wide receivers (2011)

### Coaching Notes

- Coached Puka Nacua, 2023 NFL 5th-round draft pick of Los Angeles Rams
- In 2020, after losing three senior starters, helped his relatively inexperienced group of returning players and newcomers become one of the strengths of the team, producing three receivers with more than 600 yards, including BYU's first 1,000-yard pass catcher since 2012.
- Mentored former walk-on receiver Dax Milne, who in 2020 finished No. 4 in the nation with 1,188 receiving yards on 70 catches with 8 receiving TDs (No. 18 in nation) in his first year as full-time starter. Milne was a finalist for the 2020 Burlsworth Trophy and a semifinalist for the Belitnikoff Award. Milne earned All-America honors in 2020
- In 2017, Sitake helped lead the Wildcats to a Big Sky Conference title, a school-record 11 wins, two wins in the FCS playoffs, a top-10 national ranking and the No. 18 FCS scoring offense at 33.7 points per game
- He engineered the Wildcat offense that included first-team All-Big Sky selection and All-America selections tight end Andrew Vollert and offensive lineman Iosua Opeta
- Senior QB Stefan Cantwell also posted the fifth-most single-season total offense yards in school history (3,583)
- Under Sitake's tutelage at SUU, wide receiver Fatu Moala garnered second-team all-Big Sky Conference honors after leading the team with 65 receptions for 810 yards and nine touchdowns in 2012
- In 2011, instrumental in developing a young Thunderbird receiving corps into a productive unit, including overseeing the maturation of true freshman Brady Measom, who wound up leading the team in receptions and earning Great West Conference Rookie of the Year honors from both the coaches and the media

### Playing Experience

- Two-time Great West All-Conference performer at Southern Utah and finished his career as one of the top wide receivers in SUU history
- As a senior in 2010, he had 877 receiving yards, the ninth most in Thunderbird history at the time, and finished sixth in the nation in receptions per game
- He also excelled as a return specialist and during his junior year finished seventh in the country in punt return average



## STEVE CLARK TIGHT ENDS (11th year at BYU, 8th since 2016, 30th overall)



### Hometown

- Provo, Utah

### Education

- BYU (1992, B.A. Communications)

### Personal/Family

- He and wife Suzanne have four children

### Coaching Experience

- BYU, Tight Ends Coach (2016-present)
- Weber State, Offensive Coordinator, Quarterbacks (2014-16)
- Southern Utah, Offensive Coordinator, Quarterbacks (2008-13)
- BYU, Graduate Assistant w/offensive line & special teams (2005-07)
- Utah, Defensive assistant (2004)
- St. Mary's, Passing Game Coordinator (2003)
- Utah, Director of Operations (2002)
- Provo High School, Offensive coordinator (1997-2000), assistant (1994-1996)

### Coaching Notes

- Coaches TE room that caught 42 balls for 462 yards and 8 touchdowns in 2022
- In 2020, after losing All-America candidate senior Matt Bushman in fall camp, helped Isaac Rex become a 2020 Freshman All-American finishing No. 3 in the nation in receiving touchdowns (12), which tied for No. 1 among tight ends.
- Under Clark's tutelage, Matt Bushman was named a Freshman All-American in 2017 and was BYU's leading receiver in 2017, 2018 and 2019 before a season-ending injury in 2020. Bushman had the most production by a BYU tight end since Consensus All-American Dennis Pitta in 2009 and joined Pitta and Hall of Fame tight end Gordon Hudson as the only BYU players at that position to have 500 or more receiving yards for three consecutive seasons.
- In 2015 he helped the Wildcats to a 6-5 season, Weber State's first winning season in five years
- Had 10 players earn Big Sky All-Conference honors during his two years at Weber State, including first-team Walter Camp All-America offensive line selection Joe Hawkins
- At SUU, directed the offense of the Thunderbirds to their first FCS playoff berth in school history in 2013
- Helped lead SUU to a Great West Conference championship in 2010.
- Southern Utah's top four single-season receiving yards and five of the top six completions and passing yards efforts were set during the six seasons he was at SUU
- Quarterback Brad Sorensen and wide receiver Tysson Poots each earned Great West Conference Offensive MVP

## JUSTIN ENA LINEBACKERS (1st year at BYU, 16th overall)



### Hometown

- Shelton, Washington

### Education

- BYU (2001, Bachelor's degree in history)

### Personal/Family

- Married to Shari, he has four children
- Son Justice, daughter Olivia and stepdaughters Brooklyn and Taylor.

### Coaching Experience

- 2023-present, BYU linebackers coach
- 2022, San Diego State defensive line coach
- 2021 (fall), Utah Tech (Dixie State) defensive coordinator and safeties coach
- 2021 (spring), Eastern Washington, linebackers coach
- 2019-20, Utah State, inside linebackers coach (2019-20) and defensive coordinator (2019)
- 2015-18, Utah, co-special teams coordinator (2016-18) and linebackers (2015-18)
- 2014, Weber State, defensive coordinator and linebackers coach
- 2008-13, Southern Utah, defensive coordinator (2010-13) and special teams coordinator (2008-09)

### Coaching Notes

- Part of a defensive staff at SDSU that ranked No. 4 nationally in red zone defense (.690), No. 21 in rushing defense (113.8), No. 21 in tackles for loss (6.8), No. 24 in sacks (2.77) and No. 25 in scoring defense (20.5)
- Utah's rushing defense finished among the nation's top 30 in each of his four years, including a No. 5 ranking in 2018 and a No. 6 standing in 2015.
- In 2018, Ute linebacker Chase Hansen earned three All-America honors under Ena's guidance after posting a team-high 114 tackles, including 22.0 for a loss, which led the Pac-12 and ranked fifth nationally.
- Hansen also garnered first-team All-Pac-12 accolades that season, while fellow linebacker Cody Barton received all-conference honorable mention and was a third-round selection by the Seattle Seahawks in the 2019 NFL Draft.
- As co-special teams coordinator at Utah, Ena's coverage units played a role in the Utes winning the NCAA net punting title in 2016, while the 2017 team was fifth nationally in net punting followed by the 2018 squad, which ranked 15th, while punter Mitch Wishnowsky and kicker Matt Gay captured the 2017 Ray Guy Award and 2018 Lou Groza Award, respectively.
- Southern Utah attained NCAA FCS top 25 national rankings on both special teams and defense during his tenure, including a No. 1 rank in net punting in 2009.
- SUU ranked second in the Big Sky Conference in 2013 in total defense while occupying the third spot in scoring defense.
- Individual honors during Ena's time at Southern Utah featured two-time All-America punter Trevor Ward and return specialist Nick Miller, the nation's leader in all-purpose yards in 2008.
- Other accolades went to All-America defensive tackle Cody Larsen and Freshman All-Americans Zak Browning (linebacker) and James Cowser (defensive end). Browning was also the Big Sky Newcomer of the Year in 2012.

### Playing Experience

- He played in 47 games, making 266 tackles, including 23 tackles for loss, two interceptions and six forced fumbles.
- He also excelled as a return specialist and during his junior year finished seventh in the country in punt return average
- Played four seasons in the NFL, three with the Eagles and one with the Titans, while playing in 51 NFL games.

# DARRELL FUNK **OFFENSIVE LINE (3rd year at BYU, 36th year overall)**



### Hometown

- Fort Collins, Colorado

### Education

- Colorado State (1988, bachelor's degree in social sciences)
- Illinois (1990, master's degree in athletic administration)

### Personal/Family

- Funk and his wife, Teresa, have three children, including sons, Tyler and Dustin, and daughter, Courtney

### Coaching Experience

- 2021-present: BYU Offensive Line Coach
- 2018-2019: UTSA Offensive Line Coach
- 2017: Indiana State Run Game Coordinator/Offensive Line Coach
- 2016: Purdue Offensive Line Coach
- 2015: Akron Run Game Coordinator/Offensive Line Coach
- 2011-14: Michigan Offensive Line Coach
- 2009-10: San Diego State Offensive Line Coach
- 2008: Ball State Offensive Line Coach
- 2004-07: Colorado State Offensive Line Coach, 2003: Colorado State Special teams Coordinator/Tight End Coach
- 2002: Northern Illinois Tight End Coach
- 2000-01: Rhode Island Defensive Coordinator, 1998-99: Rhode Island Offensive Line Coach
- 1995-97: Mesa State College Offensive Coordinator/Offensive Line Coach, 1993-94: Mesa State College OL Coach
- 1991-92: Muskingum College Defensive Coordinator/Defensive Line Coach, 1990: Muskingum College DL Coach
- 1988-89: Illinois Graduate Assistant Coach
- 1987: Colorado State Student Assistant Coach

### Coaching Notes

- A 35+ year veteran of the coaching ranks, including 10 seasons as a coordinator
- Coached offensive line for 27 seasons, including overseeing the offensive fronts at schools like Michigan, Purdue, San Diego State, Colorado State and Ball State in addition to BYU
- In 2022 the BYU offensive line ranked No 1 (PFF, 92.0) in pass protection grades overall and ranked No. 10 in the NCAA statistics for the least sacks allowed at one per game on average
- Funk mentored 2022 All-American left tackle Blake Freeland and the offensive front was named College Football News All-Independent Offensive Line of the Year
- In 2021, left guard Clark Barrington earned All-America honors as BYU's offensive line was named to the Joe Moore Award midseason watch list for top offensive lines in the country. BYU finished the year with a top-25 ranking in 32 different offensive statistical categories
- Helped BYU center James Empey earn an opportunity to play in the NFL following the 2021 season

### Playing Experience

- Three-year starter at Colorado State from 1983-86
- Played on both the offensive and defensive line and at tight end

# JERNARO GILFORD **CORNERBACKS (8th year at BYU, 12th overall)**



### Hometown

- Hawthorne, Calif.

### Education

- Whittier College (2014, M.A. Education)
- BYU (2004, B.A. Sociology)
- Westchester HS

### Personal/Family

- Wife is Brittany, and they have one son, Jernaro, Jr.

### Coaching Experience

- BYU, Cornerbacks Coach (2016-present)
- Southern Utah, Secondary Coach (2014-15)
- Whittier College, Graduate Assistant, Cornerbacks & Special Teams (2012-13)

### Coaching Notes

- Part of a BYU defense that snagged 15 interceptions in 2021
- Coached corner Chris Wilcox, drafted No. 251 overall by the Tampa Bay Buccaneers in the 2021 NFL Draft
- In 2020, helped BYU backend of the defense secure a No. 4 ranking in scoring defense (15.3 ppg) and No. 10 in total defense (317.4 ypg).
- Coached Dayan Ghanwholoku (Lake) at corner as a freshman to 48 tackles, three interceptions and four pass breakups
- Coached Michael Davis as a senior before he went on to NFL with the Los Angeles Chargers
- SUU's defense racked up 20 interceptions, good for No. 3 in the FCS in 2015, limiting opposing teams to just a 102.5 pass efficiency rating, ranking No. 9, an improvement over being ranked 111th the previous year
- T-birds gave up just 190.3 yards per game through the air and just 20.8 points per game, ranking 30th and 24th in the FCS, respectively in 2015
- Coached two Big Sky All-Conference first teamers in cornerback LeShaun Sims and safety Miles Killebrew in 2015, and both are projected NFL players as late-round 2016 NFL Draft picks by CBS Sports. Killebrew was selected to play in the Reese's Senior Bowl while Sims recently participated in the East-West Shrine game.
- Helped cornerbacks Tyquion Ballard and Josh Pride earn all-conference honors at Whittier College

### Playing Experience

- All-Mountain West Conference honoree
- Played in 37 games at corner for BYU with 28 starts, totaling 10 interceptions in his career with his best year in 2001 when he earned first-team All-MWC honors and started all 14 games including the Liberty Bowl against No. 22 Louisville
- Totaled 56 tackles and led the team with six picks, returning them 131 yards, including a 50-yard interception return against Utah to seal BYU's 24-21 victory in 2001
- In 2001, his six interceptions ranked tied for No. 6 in the nation
- Entered his junior season with preseason All-America accolades and was named the 15th-best corner by Phil Steele but was slowed by a knee injury, limiting him to seven games
- Finished his senior year starting all 12 games, recording two interceptions and a team-leading six pass breakups

## SIONE PO'UHA DEFENSIVE TACKLES (1st season at BYU, 8th overall)



### Hometown

- Salt Lake City, Utah

### Education

- Utah, bachelor's degree in sociology in 2016

### Personal/Family

- He and his wife Katie have four children, sons Viliami and Sonasi and daughters Leilani and Kesaia

### Coaching Experience

- 2022-present, BYU defensive tackles coach
- 2018-21, Utah defensive tackles coach
- 2018, Navy defensive tackles coach
- 2017, Utah director of player development
- 2015-16, Utah student assistant coach

### Coaching Notes

- Under Po'uha's tutelage, defensive tackle Leki Fotu earned All-America Second Team honors from Walter Camp and FWA, and third-team accolades from AP, while earning his second-consecutive first-team All-Pac-12 recognition
- John Penisini also earned second-team All-Pac-12. Fotu was drafted in the fourth round of the 2020 NFL Draft by Arizona, and Penisini was selected in the sixth round by Detroit
- Junior Tafuna was named the 2021 Pac-12 Defensive Freshman of the Year.
- In 2019 Po'uha was part of a defensive staff when Utah ranked No. 2 in the FBS in total defense that season and held six opponents to seven points or fewer, the most by an FBS team since 2006
- The Utes had the No. 3 rushing defense in the FBS and recorded the best statistical season by a conference team in the Pac-12 era in three categories: total yards (269.2), rushing yards (81.8) and points allowed (15.0)
- The Utes finished a shortened 2020 season leading the Pac-12 in rushing defense and second in the league in total defense, holding opponents to just 107.8 rushing yards per game, which ranked No. 11 nationally
- In 2021, Utah earned the program's first Pac-12 championship and berth in the Rose Bowl, going 10-4 on the season. Utah's defensive front helped the Utes rank No. 19 in the nation that season in rush defense (119.4 ypg), No. 19 in sacks (3.00) and No. 21 in tackles for loss (6.9)

### Playing Experience

- As a player, Po'uha completed his four-year career at Utah as a first-team All-Mountain West defensive lineman for the program's undefeated Fiesta Bowl champion team in 2004
- Played eight years in the NFL
- Selected in the third round of the 2005 NFL draft by the New York Jets and played in 106 games with 55 starts from 2005-12, accumulating 263 career tackles

## HARVEY UNGA RUNNING BACKS (8th season at BYU, 8th overall)



### Hometown

- Provo, Utah

### Education

- BYU, B.S. (2012)
- BYU, MPA (2020)

### Personal/Family

- Keilani Unga (Wife), Jackson (Son), Leila (Daughter), Makai "Kai" (Son), and Naomi (Daughter)
- Father played at BYU in late 70's and younger brother played in 2008
- Wife played basketball for BYU from 2007-2012 and was an assistant basketball coach at Utah Valley

### Coaching Experience

- BYU, Running Backs Coach (2020-present)
- BYU, Graduate Assistant – Offense (2016-2019)

### Coaching Notes

- Mentored Christopher Brooks last season to 813 yards on just 130 carries for an average of 6.25 yards per carry.
- Coached Tyler Allgeier, NFL Draft 5th round pick by the Atlanta Falcons
- Allgeier ran for 2,899 yards and 36 touchdowns, ranking No. 5 in school history in yards and tied with Coach Unga for No. 2 all-time at BYU
- Allgeier set the single-season school record in 2021 with 1,601 rushing yards and was named an All-American by the Sporting News, Phil Steele and Pro Football Network
- Coached Ty'Son Williams in 2019. Williams is currently with the Arizona Cardinals in the NFL.
- Assisted in coaching NFL lineman Tejan Koroma (2016-17) and current NFL tailback Jamaal Williams (2016).

### Playing Experience

- Played running back at BYU (2006-09)
- The only BYU player to rush for more than 1,000 yards in three consecutive seasons.
- Set BYU's career rushing record in 2009 with 3,455 yards (surpassed by Jamaal Williams in 2016)
- Concluded his college career with 3,455 rushing yards, 36 rushing touchdowns, 1,085 receiving yards and nine receiving touchdowns
- No. 2 in career rushing yards at BYU, No. 2 in rushing attempts (696), No. 2 in total touchdowns (45), No. 5 in scoring (272) and No. 4 in all-purpose yards (4,540)
- Freshman All-America honors in 2007 (1,227 yards to set the Mountain West Conference freshman record en route to winning MWC Freshman of the Year honors)
- His 1,840 all-purpose yards shattered the previous MWC record of 1,328 set in 2002
- Earned Sophomore All-America Team honorable mention by College Football News with 1,132 yards and 11 touchdowns while adding four receiving scores and 309 yards
- In his final season in 2009, Unga topped the 1,000-yard mark for the third time with 1,087 yards and another 11 touchdowns, earning his third consecutive MWC all-conference selection
- Selected by the Chicago Bears in the 2010 NFL Supplemental Draft
- Spent parts of the 2010-2013 seasons in Chicago
- Signed with Carolina Panthers and Jacksonville Jaguars in 2014

## SELECT PLAYER BIOS (for bios on the full roster, along with additional newcomers and new transfers, visit [BYUCougars.com](http://BYUCougars.com))

**#3 • CHAZ AH YOU • LB • 6-2 • 220 • R-SR. • SARATOGA SPRINGS, UTAH • WESTLAKE HS**

AWE-you



- Parents are Jasen and Joann
- Has one sister
- Is an Eagle Scout
- Played in two games in 2022 (at Liberty, vs. East Carolina)
- Recorded two tackles, including half a tackle-for-loss last season
- Played in eight games, started six in 2021 and played in 2020
- In 2019, played in 11 games with two starts, making 31 total tackles and 24 solo stops
- Played in seven games earning letterman honors as a true freshman



chazyboy  
 chazahyou3

YEAR	GP	SOLO	AST	TOT	TFL/YDS	NO	YDS	INT	YDS	TD	FF	FR	FRYDS	QBH	PBU
2022	2	0	2	2	0.5 / 4	0	0	0	0	0	0	0	0	0	0
2021	8	18	21	39	0.5 / 1	0	0	1	4	0	1	0	0	1	2
2020	1	1	1	2	0 / 0	0	0	0	0	0	0	0	0	0	0
2019	11	24	7	31	5.5 / 16	1	6	1	14	0	1	1	0	0	3
2017	7	6	3	9	1 / 2	0	0	0	0	0	0	0	0	0	0
<b>TOTALS:</b>	<b>29</b>	<b>49</b>	<b>34</b>	<b>83</b>	<b>7.5 / 23</b>	<b>1</b>	<b>6</b>	<b>2</b>	<b>18</b>	<b>-</b>	<b>2</b>	<b>1</b>	<b>-</b>	<b>1</b>	<b>5</b>

**#25 • TALAN ALFREY • S • 6-3 • 205 • R-SO. • AUBURN, WA • AUBURN MOUNTAINVIEW HS**

Tal-an AL-free



- Parents are Trevor and Dani Alfrey
- Wife's name is Kate, married in 2022
- Served a mission for The Church of Jesus Christ of Latter-day Saints in Uruguay and Fresno, California
- Fluent in Spanish
- Played in all 13 games, started nine in 2022
- Recorded 41 tackles (22 solo) in 2022 along with two pass break-ups and a fumble recovery
- Redshirted in 2021, played in one game (Independence Bowl)



talf\_25  
 talfrey21

YEAR	GP	SOLO	AST	TOT	TFL/YDS	NO	YDS	INT	YDS	TD	FF	FR	FRYDS	QBH	PBU
2022	13	22	19	41	0 / 0	0	0	1	21	0	0	1	0	0	2
2021	1	0	0	0	0 / 0	0	0	0	0	0	0	0	0	0	0
<b>TOTALS:</b>	<b>14</b>	<b>22</b>	<b>19</b>	<b>41</b>	<b>- / -</b>	<b>-</b>	<b>-</b>	<b>1</b>	<b>21</b>	<b>-</b>	<b>-</b>	<b>1</b>	<b>-</b>	<b>-</b>	<b>2</b>

**#35 • ZION ALLEN • CB • 6-1 • 160 • R-FR. • STOCKTON, CA • MANTECA HS**

Zye-on



- Multi-sport athlete in football, basketball and track
- Helped Manteca High School achieve a 10-4 record in 2021, playing defensive back and wide receiver
- 2022 marks first season with the program
- Joined BYU as part of the 2022 recruiting class
- Played in two games (vs. Utah State and Utah Tech)
- Recorded first-career tackle in 52-26 win over Utah Tech



zionallen\_  
 1Zion\_Allen

**#13 • ISIAH BAGNAH • DE • 6-4 • 235 • R-JR. • LETHBRIDGE, AB, CAN. • BOISE STATE**

BAN-Yah



- Business Administration degree from Boise State
- Played in 25 games over four seasons at Boise State
- Played defensive end and linebacker at Boise State
- Recorded 59 tackles (32 solo) with 10 sacks and a forced fumble during Boise State career
- Made 10 tackles (five solo) and a sack four games played (2022)
- Made 36 tackles (22 solo) with six sacks and a forced fumble (2021)



isiah.kb  
 ThelsaiahB

## #19 • MORY BAMBA • CB • 6-3 • 185 • R-JR. • MENOMONEE FALLS, WI • TYLER JC

MORE-ee Bom-ba



- Last with Tyler (Texas) Junior College in spring 2022
- Played at ASA College (Miami, Florida),
- Recorded 14 tackles, six pass breakups and an interception at Tyler JC
- Played in four regular season games in 2022 at BYU
- Also saw action in the New Mexico Bowl vs. SMU
- Made one tackle against Utah State



morybamba\_  
 morybamba3\_

## #92 • TYLER BATTY • DE • 6-5 • 270 • JR. • PAYSON, UT • PAYSON HS

BATTY



- Parents are Peg and Layne and has two brothers and four sisters
- Married to Alaina since 2021
- Started an equine therapy nonprofit, Edward's Hands, with teammate Austin Riggs
- Served a mission for The Church of Jesus Christ of Latter-day Saints in Malaga and Madrid Spain
- Has played in 28 games, starting 19, for the Cougars (2020-22)
- Played in and started 12 games in 2022
- Finished last season as BYU's fifth-leading tackler with 52 (29 solo), seven tackles-for-loss, two sacks, four quarterback hurries and a fumble recovery



tyler\_batty  
 tyler\_batty2

YEAR	GP	SOLO	AST	TOT	TFL/YDS	SACKS	YDS	INT	YDS	TD	FF	FR	FRYDS	QBH	PBU
2022	12	29	23	52	7 / 27	1	19	0	0	0	0	1	0	4	0
2021	12	23	20	43	7 / 42	3	27	0	0	0	1	0	0	2	0
2020	4	10	3	13	5.5 / 22	4	20	0	0	0	0	0	0	3	0
<b>TOTALS:</b>	<b>28</b>	<b>62</b>	<b>46</b>	<b>108</b>	<b>19.5 /</b>	<b>8</b>	<b>66</b>	<b>-</b>	<b>-</b>	<b>-</b>	<b>1</b>	<b>1</b>	<b>-</b>	<b>9</b>	<b>-</b>

## #15 • NICK BILLOUPS • QB • 6-2 • 200 • R-SO • SAN CLEMENTE, CA • SAN CLEMENTE HS

BILL-ups



- Parents are Nichole Harris and Derick Billoups and has one brother
- His cousin, Stephen Carr, played football at USC
- As a senior in HS: 89-of-147 passing for 932 yards and 11 touchdowns, 554 rushing yards and 13 touchdowns, and 32 tackles with 10 passes defended (5 INT) in 2019.
- Member of the scout team after transferring from Utah in 2021
- Entering his third year with the program in 2023



\_nickbill  
 \_nickbilloups

## #20 • JACOB BOREN • CB • 5-9 • 175 • R-SR. • SALT LAKE CITY, UT • HIGHLAND HS

BOAR-en



- Parents are Jason and Angie
- Has a real estate license
- Served a full-time mission for The Church of Jesus Christ of Latter-day Saints in Pittsburgh, Pennsylvania
- Joined BYU after a walk-on tryout in 2019
- Recorded a career-high six tackles (four solo) and a sack in BYU's 50-21 win over USF on Sept. 3 in 2022.
- Named to All-Independent Second Team Special Teams by Pro Football Network in 2021.



YEAR	GP	SOLO	AST	TOT	TFL/YDS	NO	YDS	INT	YDS	TD	FF	FR	FRYDS	QBH	PBU
2022	11	10	4	14	1 / 0	1	0	0	0	0	0	0	0	0	0
2021	13	13	7	20	0 / 0	0	0	0	0	0	1	0	0	0	2
2020	1	0	0	0	0 / 0	0	0	0	0	0	0	0	0	0	0
<b>TOTALS:</b>	<b>25</b>	<b>23</b>	<b>11</b>	<b>34</b>	<b>- / -</b>	<b>1</b>	<b>-</b>	<b>-</b>	<b>-</b>	<b>-</b>	<b>1</b>	<b>-</b>	<b>-</b>	<b>-</b>	<b>2</b>

## #41 • JACKSON BOWERS • TE • 6-5 • 245 • FR. • MESA, AZ • MOUNTAINVIEW HS




- An ESPN Top 300 recruit ranked 257th overall
- Parents are Mark and Cynthia
- Recorded 110 receptions, 1,540 yards and 12 touchdowns in high school
- Posted 30 tackles, 7.5 tackles for loss and 4.5 sacks as a senior at Mountain View
- Earned first-team all-region (tight end) and second-team all-region (defensive end) as a senior in 2022
- Named AZ Preps Central Region Offensive Player of the Year in 2021



jackbb10  
 jackson\_bow3rs

## #32 • TY BURKE • S • 6-1 • 180 • FR. • SYRACUSE, UT • SYRACUSE HS

BURK



- Named to 2019 Deseret News 6A Second Team
- Helped Syracuse to win the Region Title in 2019
- His senior year, he totaled 787 yards on 45 catches and 12 touchdowns and 39 rushing yards on 11 carries
- Two-time All-Region and All-Area
- Two-time Second Team All-State
- All-Purpose MVP



tsb\_13  
 Tyburke\_

## #18 • RYDER BURTON • QB • 6-3 • 200 • FR. • SPRINGVILLE, UT • SPRINGVILLE HS

RIDER



- Parents are Brad and Bryanna Burton and has four siblings
- All-Region first-team selection
- Competed at 2022 Elite 11 Los Angeles regional
- Passed for 21 touchdowns and 1,972 yards as a senior
- Led Springville to Utah 5A State Championship game (2021)
- Threw for 2,301 yards and 27 touchdowns as a junior



ryburton5  
 RyderBurton5

## #2 • BEN BYWATER • LB • 6-2 • 235 • R-JR. • SALT LAKE CITY, UT • OLYMPUS HS

BY-WATER



- Parents are Stephanie and David and has three sisters and one brother
- Studying Finance
- Served a full-time mission for The Church of Jesus Christ of Latter-day Saints in Guatemala City, Guatemala, fluent in Spanish
- Signed with BYU in 2017
- Led BYU in tackles in 2022 with 98 (31 solo), becoming first to lead the Cougars in tackles in back-to-back seasons since current San Francisco 49er Fred Warner (2016-17)
- Finished 2022 season as BYU's active career tackles leader (215)



benjaminbyh20

YEAR	GP	SOLO	AST	TOT	TFL/YDS	SACKS	YDS	INT	YDS	TD	FF	FR	FRYDS	QBH	PBU
2022	13	31	67	98	4 / 13	1	4	3	95	1	0	0	0	0	2
2021	13	57	45	102	8.5 / 16	1	4	0	0	0	0	0	0	1	0
2020	3	4	3	7	0 / 0	0	0	0	0	0	0	0	0	0	0
2019	3	5	3	8	0 / 0	0	0	0	0	0	0	0	0	0	0
<b>TOTALS:</b>	<b>32</b>	<b>97</b>	<b>118</b>	<b>215</b>	<b>12.5 /</b>	<b>2</b>	<b>8</b>	<b>3</b>	<b>95</b>	<b>1</b>	<b>-</b>	<b>-</b>	<b>-</b>	<b>1</b>	<b>2</b>

## #79 • KADEN CHIDESTER • OL • 6-8 • 300 • FR. • RICHFIELD, UT • RICHFIELD HS

KAY-den CHID-ES-TER



- Career 50 tackles (28 solo, 22 assist), four tackles-for-loss, three sacks
- Recorded 22 tackles and three sacks during 2021 season
- Rated a three-star recruit by 247Sports
- Coached by Ryan Shaddix



kaden\_chid13  
 \_Kaden\_Chid

## #4 • CALEB CHRISTENSEN • CB • 5-10 • 183 • JR. • SMITHFIELD, UT • SKY VIEW HS

Kay-leb



- Parents are Max and Christine and has two brothers and two sisters
- Studying communications
- Had two kickoff returns for 18 yards in 2022
- Played in seven games for the Cougars in 2022
- Recorded 329 yards on 16 kickoff returns for BYU in 2020.



c4lebhc

## #91 • JACKSON CRAVENS • DT • 6-2 • 305 • R-SR. • PROVO, UT • UTAH/BOISE STATE

Cray-vens



- Parents are Ryan and Julie and has three sisters
- Nephew of former BYU linebacker and Utah head coach Kyle Whittingham
- Cousins Su'a Cravens and Jordan Cameron both played at USC and in the NFL
- Grad transfer from Boise State
- Played in 26 games for the Broncos with 13 starts on the defensive line
- Posted 69 total tackles at Boise State
- Played in 10 games in 2022, totaling 23 tackles, 1.5 tackles for loss and 1 sack
- Started all 11 games in which he appeared in 2021, recording 36 tackles, including 2.5 for-loss



jacksoncravens  
 jacksoncravens5

## #45 • MICHAEL DALEY • DE • 6-3 • 235 • R-SO. • ALPINE, UT • LONE PEAK HS

day-lee



- Parents are Neal and Julie
- Wife's name is Abbie, married in 2021
- Served a full-time mission speaking spanish for The Church of Jesus Christ of Latter-day Saints in Montevideo, Uruguay and Vancouver Washington (2019-21)
- Uncle is Taysom Hill, QB BYU (2012-16) and is currently with the New Orleans Saints
- Brother, John Henry Daley is a freshman on the team in 2023



michaeldaley45

## #2 • JOHN HENRY DALEY • DE • 6-5 • 225 • FR. • ALPINE, UT • LONE PEAK HS

day-lee



- A three-star recruit by 247Sports, Rivals and ESPN
- Utah 6A All-State First Team selection
- Rated No. 9 recruit in the state of Utah by 247Sports, No. 36 in the nation
- Led the Knights defense with 82 tackles and 22 sacks in 14 games
- Blocked two punts his senior year, including one in the state semifinals
- Older brother Michael is also on the team at DE
- Also recruited by Stanford, Washington State, Colorado State, San Diego State, UNLV



benjaminbyh20

## #33 • RAIDER DAMUNI • S • 6-2 • 210 • FR. • PROVO, UT • TIMPVIEW HS

ray-der Da-MOO-nee



- Parents are Jack and Shalei
- Served a mission for The Church of Jesus Christ of Latter-day Saints to Oakland, California
- Father played at BYU is currently the director of football relations at BYU
- Utah 5A Defensive MVP and Region 7 MVP
- Two-time Utah 5A All-State First Team selection
- MaxPreps All-State pick
- Three-time All-Region First Team honoree



raiderdamuni.3

raiderdamuni

## #4 • MILES DAVIS • RB • 6-2 • 215 • R-SO. • LAS VEGAS, NV • LAS VEGAS HS

Miles Davis



- Has three brothers and four sisters
- Studying Exercise & Wellness
- Broke-out with a career high in carries (13) and yards (131) while helping BYU defeat Wyoming 38-24 on Sept. 24, 2022. Davis also recorded four receptions for 21 yards, compiling 152 all-purpose yards.
- A first-team all-state selection out of Las Vegas High School
- Also competed in varsity basketball and in track in the 200m and 400m



ica\_miles

YEAR	GP	ATT	YDS	Y/A	LNG	TD	REC	YDS	Y/R	LNG	TD
2022	8	40	225	5.63	70	0	6	27	4.50	14	0
2021	2	1	-7	-7.00	0	0	0	0	0	0	0
2020	4	15	96	6.40	26	2	4	43	10.75	23	0
<b>TOTAL</b>	<b>14</b>	<b>6</b>	<b>314</b>	<b>5.61</b>	<b>70</b>	<b>2</b>	<b>10</b>	<b>70</b>	<b>7.00</b>	<b>23</b>	<b>-</b>

## #75 • SAM DAWE • OL • 6-3 • 305 • R-SO. • SPANISH FORK, UT • IDAHO STATE

DAW



- Parents are Andy and Becky
- Fluent in Malay and Chinese
- Served a full-time mission for The Church of Jesus Christ of Latter-day Saints in Singapore and Malaysia
- Transferred to BYU from Idaho State before the 2022 season
- Played in one game for the Bengals during the 2021 season




ssamdawee

**#88 • DEVIN DOWNING • WR • 6-2 • 190 • FR. • AMERICAN FORK, UT • AMERICAN FORK HS**

down-ing



- Had 103 receptions, 1,787 yards and 23 touchdowns as a senior
- Named to 2019 Deseret News All-State First Team
- Helped Cavemen an appearance in the 2019 state championship
- Posted 79 receptions, 1,298 yards and 15 touchdowns in 2018
- Averaged 17.0 yards per reception over two varsity seasons at American Fork
- Recorded 106.4 receiving yards per game
- 38 total touchdowns in two seasons



devdowning15  
 devdowning21

**#29 • JAYDEN DUNLAP • CB • 6-1 • 173 • JR. • CARSON, CA • CERRITOS COLLEGE**

jay-den dun-lap



- Parents are Lakeina Johnson-Greene and Darren Dunlap
- Posted 65 total tackles, 20 pass breakups, two interceptions and two forced fumbles in junior college career
- Recorded 38 tackles in 2022 and was named a unanimous first-team all-conference corner
- Also named a first-team all-region selection
- Recorded 20 tackles, seven pass breakups, two interceptions and two forced fumbles for Los Angeles Harbor College (2021)
- Also competed in track&field



j\_easy  
 DunlapJ16

**#97 • MATTHIAS DUNN • K • 6-0 • 200 • FR. • HEBER CITY, UT • WASATCH HS**

Ma-thigh-us



- Parents are Jack and Shalei
- Served a mission for The Church of Jesus Christ of Latter-day Saints to Oakland, California
- Father played at BYU is currently the director of football relations at BYU
- Utah 5A Defensive MVP and Region 7 MVP
- Two-time Utah 5A All-State First Team selection
- MaxPreps All-State pick
- Three-time All-Region First Team honoree

**#23 • CHIKA EBUNOHA • S • 6-0 • 185 • R-FR. • TUCSON, AZ • MARANA HS**

CHEE-ka EH-boo-NO-ha




- Parents are Charles and IJ
- Dad, Charles, ran track and mom, IJ, played volleyball in Nigeria
- Recorded one tackle against Utah Tech in 2022
- 2023 marks second year with program
- Committed as part of 2022 class
- Rated as a consensus three-star prospect by 247Sports



chika\_ebunoha

**#56 • JAKE EICHORN • OL • 6-5 • 295 • SO. • BEAVER, UT • WEBER STATE**

eye-corn



- Played in 12 games at Weber State in 2022, making multiple starts and helping the Wildcats to a 10-3 season and FCS playoff berth.
- Prepped at Beaver High School.
- Named Utah 2A State MVP, helped Beavers to back-to-back state titles in 2019-20.



eich\_1144  
 EichornJake

**#80 • KOA ELDREDGE • WR • 6-0 • 195 • FR. • HONOLULU, HI • PUNAHOU HS**

Ko-ah El-dredge



- Father, David Eldredge, played for BYU baseball from 1980-83
- Posted 70 receptions, 817 yards and five touchdowns as a senior
- Helped Punahou to a 11-2 record in 2019 and an 8-1 league mark
- Had 42 receptions for 758 yards and 10 touchdowns as a junior
- Also plays baseball and plans to also play on the diamond for the Cougars



koa.eldredge  
 KoaEldredge



## #0 • KODY EPPS • WR • 5-11 • 187 • R-SO. • LOS ANGELES, CA • MATER DEI HS

Epps



- Parents are Brooke Williams and Norman Epps and has one brother/sister.
- Despite missing last five games with injury, finished the season with the team's second-most receptions, hauling in 39 passes for 459 yards and six touchdowns at 11.8 yards per grab and 57.4 yards per game.
- Named to Phil Steele All-Independent Second Team
- First BYU freshman receiver to ever record consecutive games of 100+ receiving yards (100 vs. Notre Dame, 125 vs. Arkansas)
- Named Honorable Mention Freshman All-American by College Football News
- Named to 2022 mid-season Freshman All-American Team by College Football News



EppsKody  
 kodyepps

YEAR	GP	REC	YDS	Y/R	LNG	TD
2022	8	39	459	11.77	53	6
2020	6	5	47	9.40	14	0
<b>TOTAL</b>	<b>14</b>	<b>44</b>	<b>506</b>	<b>11.50</b>	<b>53</b>	<b>6</b>

## #87 • ETHAN ERICKSON • TE • 6-5 • 240 • R-SO. • LAIE, HI • KAHUKU HS

Erickson



- Parents are Tony and Cathleen
- Married to BYU women's volleyball outside hitter Alyssa Montoya
- In 2022, caught first-career touchdown pass in 38-26 win over Utah State
- Committed to BYU in December 2018
- A three-star tight end by 247Sports



ethan.erickson\_  
 ethan\_erickson\_

## #54 • SIALE ESERA • LB • 6-3 • 245 • PROVO, UT • TAMPVIEW HS

SEE-all-ay ES-air-uh



- ESPN Under Armour All-American LB MVP
- Two-time Rivals 5 Star Defensive MVP
- Earned 2022 5A Defensive Player of the Year honors
- Awarded 2022 5A Linebacker of the Year recognition
- Named to Deseret News Utah 5A All-State First Team
- First-team All-Region and All-Valley selection
- Recorded 76 tackles, two sacks and an interception in 2022



sialeesera  
 EseraSiale

## #76 • CALEB ETIENNE • OL • 6-8 • 330 • R-JR. • NEW ORLEANS, LA • OKLAHOMA STATE

ee-tee-en



- Started all 13 games at left tackle for Oklahoma State in 2022.
- Helped the Cowboys ranked 21st nationally in passing yards and reach their 17th consecutive bowl game in 2022.
- Named Academic All-Big 12 Second Team.
- Rated No. 2 junior college left tackle by 247Sports in 2021.
- Began his collegiate career with junior college stints at Fort Scott and Butler Community Colleges in Kansas.



caleb\_etienne  
 BIG\_CALEB76

## #22 • MASON FAKAHUA • TE • 6-2 • 240 • JR. • CEDAR CITY, UT • CEDAR CITY HS

FAH-ka-HOO-ah



- Parents are Jennifer and Oscar and has two brothers and one sister
- Wife's name is Naotala, married in 2022
- Served a full-time mission for The Church of Jesus Christ of Latter-Day Saints in Auckland, New Zealand
- Fluent in Tongan
- Played in nine games in 2021
- Appeared in 12 games last season in 2022, picking up seven carries vs. Arkansas



mfakahua22

## #68 • PETER FALANIKO • OL • 6-3 • 315 • R-FR. • ST. GEORGE, UT • PINE VIEW HS

FAL-ah-NEE-ko



- Parents are Ivala and Melinda
- His cousin, Samson Satele, was a center at the University of Hawaii before playing eight seasons in the NFL
- Volunteers with Habitat for Humanity to build homes in his local St. George area
- Enjoys fishing
- Freshman in 2022



peterfalaniko435  
 FalanikoPeter

## #11 • CADE FENNEGAN • QB • 6-2 • 190 • R-SO. • DALLAS, TX • BOISE STATE

FENN-uh-gan




- Parents are Garth and Amy
- Father Garth played DB at BYU from 1990-1993
- Served a full-time mission for The Church of Jesus Christ of Latter-Day Saints in Rosario, Argentina
- Played at Boise State in 2020, including against BYU
- Went 15 of 26 for 182 yards and two touchdowns with one INT vs. BYU in relief in 2020
- Entering his sophomore season with the Cougars in 2023



cadefennegan11  
 CadeFennegan

## #44 • WILL FERRIN • K • 6-3 • 175 • R-SO. • KAYSVILLE, UT • BOISE STATE

FAIR-in



- Appeared in seven games at Boise State in 2022 and was an Academic All-MWC selection
- Primary kickoff specialist for the first half of the season
- Recorded 17 touchbacks on 36 kickoffs, averaging 61.0 yards per attempt.
- In 2021., appeared in three games
- Graduate of Davis High School...
- Went 13-for-17 on FG his senior year, connected on all 16 extra-point attempts and kicked off 40 times, with 33 touchbacks.



wtferrin  
 wtferrin

## #49 • LUCKY FINAU • LB • 6-0 • 230 • FR. • SANDY, UT • ALTA HS

fee-now



- Prepped at Alta High School
- Had 101 total tackles at Alta
- Posted 62 tackles as a senior



lucky.finau  
 lucky\_finau

## #65 • IAN FITZGERALD • OL • 6-5 • 305 • R-SR. • HAWTHORN WOODS, IL • MISSOURI STATE

Fitz-jerald



- Son of Dennis and Carolyn Fitzgerald of Hawthorn Woods, Ill.
- Has three brothers, Doug, Greg and Connor, and three sisters, Kimberly, Erica and Ivy
- Started 30 consecutive games for Missouri State with 34 overall starts
- Started all 11 games for the Bears in 2022
- Started all 12 games at right tackle in his fourth season with the Bears in 2021
- Key part of a Bears offensive line that averaged 435.9 yards per game, which ranked 16th
- Named to MSU Athletic Director's Honor Roll for Spring 2022 semester



ifitzlikeaglove  
 ifitzlikeaglove

## #65 • KAMDEN GARRETT • CB • 5-11 • 181 • R-SR. • LAS VEGAS, NV • WEBER STATE



- Weber State career stats include 75 tackles (53 solo) with five tackles-for-loss, one sack and 14 pass breakups.
- Helped Weber State to two Big Sky Championships and three appearances in the FCS play-offs.
- Played in all 13 games for Weber State in 2022, receiving All-Big Sky honorable mention honors.
- Prepped at Centennial High School.



k2mden

## #16 • ISIAH GLASKER • LB • 6-5 • 220 • R-FR. • SOUTH JORDAN, UT • BINGHAM HS

Glass-ker




- Parents are Stephen and Melissa
- Father, Stephen, played baseball at BYU and in the minor leagues (Texas Rangers)
- Mother, Melissa, played volleyball ay BYU
- Served a full-time mission for The Church of Jesus Christ of Latter-Day Saints in Montevideo, Uruguay
- 2023 will be his second year with the team
- Prepped at Bingham High School where he had a standout two-way career playing offense and defense



prettyboyzay1x  
 isaiahglasker

## #77 • JAKE GRIFFIN • OL • 6-6 • 285 • FR. • MESA, AZ • RED MOUNTAIN HS

Griff-in



- AZPreps365.com all-conference second team in 2019
- Posted 36 total tackles as a senior, including 9.0 tackles for loss and 5.5 sacks
- As a junior, added 35 tackles and seven sacks
- Led Lions to 12-2 record as a senior, including a 5-0 section mark and trip to the state championship
- Plays varsity basketball at Red Mountain



jake\_griffin54  
 jakegriffin54

## #36 • TALMAGE GUNTHER • WR • 6-0 • 190 • R-JR. • CEDAR HILLS, UT • LONE PEAK HS

Tal-mudge



- Parents are Christin and Bruce
- Wife's name is Brooke, married in 2019 and has two children
- Served a full-time mission for The Church of Jesus Christ of Latter-Day Saints in Zimbabwe
- In 2021, one of 26 players on the team to play in all 13 games. Recorded key forced fumble on opening kickoff vs. No. 19 Arizona State to set up BYU's first score of the game
- In 2020, played in 12 games and had two rushing attempts for eight yards, also returned two punts for 10 yards



t.g.iii

## #16 • COLE HAGEN • QB • 6-2 • 185 • FR. • DRAPER, UT • CORNER CANYON HS

Hayg-en



- Served a full-time mission for The Church of Jesus Christ of Latter-day Saints in Washington D.C.
- Career-record of 28-0 as starting quarterback at Corner Canyon High School.
- Won two state titles at Corner Canyon.
- High school career stats include over 7,000 passing yards for 80 touchdowns. Also rushed for 1,766 yards and 20 touchdowns.



colehagen\_7  
 \_colehagen\_

## #22 • AMMON HANNEMANN • LB • 6-1 • 215 • JR. • HIGHLAND, UT • LONE PEAK HS

Hann-eh-mann



- Parents are Howard and Mindy
- Major: Exercise & Wellness
- Served a full-time mission for The Church of Jesus Christ of Latter-day Saints in Roseville, California (2017-19)
- Brother, Micah, played safety at BYU (2012, 15-17), Jacob, played baseball at BYU (2013)
- Married his wife, Linzie, in 2021. They have a daughter, Ivie.
- Recorded 30 tackles (17 solo) in 2022.
- Career stats include 65 tackles (39 solo) with a quarterback hurry and pass breakup.



ammon3  
 Ammon\_hann1

YEAR	GP	SOLO	AST	TOT	TFL/	SACKS	YDS	INT	YDS	TD	FF	FR	FRYDS	QBH	PBU
2022	12	13	17	30	0 / 0	0	0	0	0	0	0	0	0	0	0
2021	9	25	9	34	0 / 0	0	0	0	0	0	0	0	0	1	1
2019	1	1	0	1	0 / 0	0	0	0	0	0	0	0	0	0	0
<b>TOTALS:</b>	<b>22</b>	<b>39</b>	<b>26</b>	<b>65</b>	<b>- / -</b>	<b>-</b>	<b>-</b>	<b>-</b>	<b>-</b>	<b>-</b>	<b>-</b>	<b>-</b>	<b>-</b>	<b>1</b>	<b>1</b>

## #1 • MICAH HARPER • S • 5-10 • 192 • R-SO. • CHANDLER, AZ • BASHA HS

Mike-uh



- Parents are Kenny and Christina
- Father played football at Hawaii, intercepting Ty Detmer three times in 1990.
- Recorded 62 tackles (35 solo) in 2022 along with 2.5 tackles-for-loss, three pass breakups and two forced fumbles.
- Career stats include 87 tackles (50 solo), four tackles-for-loss, two forced fumbles, a fumble recovery and four pass breakups.
- Named Honorable Mention Freshman All-American (College Football News, 2022)



micahharper\_  
 micahharper\_

YEAR	GP	SOLO	AST	TOT	TFL/	SACKS	YDS	INT	YDS	TD	FF	FR	FRYDS	QBH	PBU
2022	13	35	27	62	2.5 / 13	0	0	0	0	0	2	0	0	0	3
2020	11	15	10	25	1.5 / 4	0	0	0	0	0	0	1	0	0	1
<b>TOTALS:</b>	<b>24</b>	<b>50</b>	<b>37</b>	<b>87</b>	<b>4 / 17</b>	<b>-</b>	<b>-</b>	<b>-</b>	<b>-</b>	<b>-</b>	<b>2</b>	<b>1</b>	<b>-</b>	<b>-</b>	<b>4</b>

## #95 • CADEN HAWS • DL • 6-2 • 310 • R-JR. • LITTLE ROCK, AR. • PULASKI ACADEMY

Haws



- Parents are Kurt and Shari and wife's name is Anna (married in 2020)
- Major: Exercise and Wellness
- Served a full-time mission for The Church of Jesus Christ of Latter-day Saints in St. George, Utah
- One of just three BYU players to play in and start all 13 games in 2022.
- Recorded 40 tackles (12 solo) with two TFL, a fumble recovery and pass breakup in 2022.
- Career stats include 86 tackles (30 solo) with five tackles-for-loss, two sacks, a forced fumble, fumble recovery, quarterback hurry and three pass breakups.



caden\_haws  
 caden\_haws

YEAR	GP	SOLO	AST	TOT	TFL/	SACKS	YDS	INT	YDS	TD	FF	FR	FRYDS	QBH	PBU
2022	13	12	28	40	2 / 8	1	6	0	0	0	0	1	0	0	1
2021	11	11	20	31	3 / 2	1	0	0	0	0	1	0	0	1	2
2020	12	7	8	15	0 / 0	0	0	0	0	0	0	0	0	0	0
2019	2	0	0	0	0 / 0	0	0	0	0	0	0	0	0	0	0
<b>TOTALS:</b>	<b>38</b>	<b>30</b>	<b>56</b>	<b>86</b>	<b>5 / 10</b>	<b>2</b>	<b>6</b>	<b>-</b>	<b>-</b>	<b>-</b>	<b>1</b>	<b>1</b>	<b>-</b>	<b>1</b>	<b>3</b>

## #5 • EDDIE HECKARD • CB • 5-10 • 190 • R-SR. • LAS VEGAS, NV • WEBER STATE

Heck-ard



- Mother is Morrissa Trimble and has five siblings
- Double majored at Weber State in professional sales and mechanical engineering
- Recorded 68 tackles (50 solo), two interceptions, seven pass breakups and a sack for Weber State in 2022.
- Career stats at Weber State include 218 tackles (13 for loss), four sacks, seven interceptions, six forced fumbles and 30 pass breakups.
- Second all-time at Weber State in career pass breakups



EddieHeckard5

## #30 • NUKULUVE HELU • RB • 6-1 • 215 • FR. • TOOELE, UT • TOOELE HS

NOO-koo-LOO-vay HAY-loo



- Recorded 208 carries for 1,178 yards and eight touchdowns as a senior at Tooele HS in 2019.
- High school career stats include 347 carries for 2,369 yards and 29 touchdowns.
- Had four 100-yard games in 2019
- Deseret News 4A All-State honorable mention
- Recorded 347 career carries for 2,369 yards and 29 rushing touchdowns at Tooele
- Also played in the defensive side, totaling 107 tackles in his career



luve\_baby20

## #86 • DOM HENRY • WR • 5-11 • 175 • R-FR. • ST. AUGUSTINE, FL • NEASE HS

Dahm



- Parents are Keith and Liz
- Major: Exercise Science
- Fluent in Spanish
- Led all high school receivers in Florida with 81 receptions for 1,590 yards and 14 touchdowns as a senior in 2021.
- Redshirted in 2022



cashoutdomi  
 Dom1Henry

## #1 • KEANU HILL • WR • 6-4 • 215 • R-JR. • BEDFORD, TX • TRINITY HS

kee-ah-noo



- Parents are Lloyd and Hannah
- Major: Exercise and Wellness and is fluent in ASL
- Recorded 36 receptions for 572 yards (15.9 per catch) and seven touchdowns as the Cougars' second-leading receiver in 2022.
- Career stats include 61 receptions for 1,025 yards (16.8 per catch) and 10 touchdowns.
- Career-high in receptions (six) and touchdowns (three) in 52-26 win over Utah Tech in 2022.
- Career-high 160 receiving yards in 38-24 win over Wyoming in 2022.



keanuhill  
 kloading18

YEAR	GP	REC	YDS	Y/R	LNG	TD
2022	13	36	572	15.89	68	7
2021	13	18	343	19.06	44	2
2020	8	4	70	17.50	33	1
2019	3	3	40	13.33	17	0
<b>TOTALS</b>	<b>37</b>	<b>61</b>	<b>1025</b>	<b>16.80</b>	<b>68</b>	<b>10</b>

## #53 • FISHER JACKSON • LB • 6-5 • 230 • JR. • SOUTH JORDAN, UT • HERRIMAN HS

Jackson



- Parents are Ira and Melissa
- Major: Economics
- Played in 12 games in 2022
- Recorded 20 tackles (nine solo) with a tackle-for-loss, quarterback hurry and one pass breakup in 2022.
- Career stats include 29 tackles (14 solo), two tackles-for-loss, a quarterback hurry and three pass breakups.



fishy.jackson

2022	12	9	11	20	1 / 2	0	0	0	0	0	0	0	0	1	1
2021	8	5	4	9	1 / 3	0	2	0	0	0	0	0	0	0	2
2020	2	0	0	0	0 / 0	0	0	0	0	0	0	0	0	0	0
<b>TOTALS:</b>	<b>22</b>	<b>14</b>	<b>15</b>	<b>29</b>	<b>2 / 5</b>	<b>-</b>	<b>2</b>	<b>-</b>	<b>-</b>	<b>-</b>	<b>-</b>	<b>-</b>	<b>-</b>	<b>1</b>	<b>3</b>

**#36 • EVAN JOHNSON • CB • 6-1 • 175 • R-FR. • MONTEREY, CA • STEVENSON HS**

Johnson



- Parents are Ron and Lynn
- Father, Ron, played wide receiver for the Philadelphia Eagles.
- Major: Pre-Business
- Fluent in Spanish.
- Recorded first-career tackle in 52-26 win over Utah Tech in 2022.



\_shmev\_

**#19 • ACE KAUFUSI • LB • 6-3 • 217 • FR. • KAHUKU, HI • KAHUKU HS**

kah-foo-see



- Cousin of former BYU linebackers Isaiah and Jackson Kaufusi
- Served a full-time mission for The Church of Jesus Christ of Latter-day Saints in San Jose, California.
- All-Hawaii Open Division all-state second-team selection by Scoringlive.com
- Has also lined up as a defensive end at times for Kahuku
- Helped Red Raiders to a 9-4 record in 2019



ace\_kaufusi

**#34 • MAIKA KAUFUSI • LB • 6-4 • 214 • FR. • COTTONWOOD HEIGHTS, UT • ALTA HS**

mike-uh kah-foo-see



- Parents are Jeff and Brooke Kaufusi
- Older brothers, Isaiah and Jackson, played linebacker for BYU (2016-22)
- Cousins, Bronson and Corbin, played defensive end for BYU (2012-18)
- Total of six uncles and 11 cousins who have or currently play college football.
- Rated a three-star recruit by 247Sports out of Alta High School in the class of 2022.



maika.kaufusi

KaufusiMaika

**#64 • BRAYDEN KEIM • OL • 6-8 • 310 • R-JR. • SANDY, UT • ALTA HS**

Kime



- Parents are Mike and Tiffany
- Father, Mike, played offensive line at BYU (1987-90).
- Major: Construction and Facilities Management
- Served a full-time mission for The Church of Jesus Christ of Latter-day Saints in Scotland and Ireland.
- Played in 10 games in 2022.
- Two-career starts came at Georgia Southern and at USC in 2021.



b\_keim

**#82 • PARKER KINGSTON • WR • 6-0 • 180 • R-FR. • LAYTON, UT • ROY HS**

King-stun



- Parents are Ira and Melissa
- Major: Economics
- Played in 12 games in 2022
- Recorded 20 tackles (nine solo) with a tackle-for-loss, quarterback hurry and one pass breakup in 2022.
- Career stats include 29 tackles (14 solo), two tackles-for-loss, a quarterback hurry and three pass breakups.



parker\_kingston2

ParkerKingston

**#61 • WEYLIN LAPUAHO • OL • 6-4 • 305 • SO. • SOUTH JORDAN, UT • UTAH STATE**

lah-poo-ah-ho



- Parents are Sam and Kelly
- Cousin, Ului, played offensive line for BYU (2014-18)
- Started all 13 games at guard as a true freshman for Utah State in 2022.
- Helped Utah State rush for 159.2 yards per game in 2022.
- Paved the way for Utah State running back Calvin Tyler's 1,000-yard rushing season in 2022.
- Consensus three-star prospect out of Bingham High School.



weylin.lapuahō

LapuahōWeylin

## #5 • DARIUS LASSITER • WR • 6-3 • 205 • SO. • CHANDLER, AZ • EASTERN MICHIGAN

lass-ih-ter



- Played in all 13 games for Eastern Michigan in 2022, recording 40 receptions for 471 yards and four touchdowns.
- Began his collegiate career at Butler Community College in El Dorado, Kansas (2020-21).
- Earned NJCAA All-America honorable mention citation at Butler CC.
- Played at Butler CC with BYU offensive lineman Caleb Etienne.
- Father, the late Kwamie Lassiter, an All-American defensive back at Butler College in 1990 prior to finishing his collegiate career at Kansas. Kwamie went on to a 10-year NFL career and was inducted into the NJCAA Hall of Fame in 2021.



darius\_lassiter  
 darius\_lassiter

## #60 • TYLER LITTLE • OL • 6-7 • 295 • R-SO. • GRIDLEY, CA • BUTTE COLLEGE



- Parents are Matt and Amie Little
- Wife's name is Katherine, married in 2021.
- Major: Pre-Business
- Served a full-time mission for The Church of Jesus Christ of Latter-day Saints in Concepcion, Chile and Houston, Texas.
- Fluent in Spanish
- Prepped at Gridley High School
- Played at Liberty and vs. Utah Tech in 2022.



tyler.m.little

## #59 • LOGAN LUTUI • DE • 6-1 • 250 • JR. • WEST VALLEY CITY, UT • WEBER STATE

loo-TOO-ee



- Wife's name is Selai, married in 2021.
- Son's name is Ezekiel, born in 2022.
- Served a full-time mission for The Church of Jesus Christ of Latter-day Saints in Auckland, New Zealand.
- Fluent in Tongan
- Played in three games for the Cougars in 2022, totaling five tackles.
- Made first-career start for BYU in 41-20 loss at Oregon, posted career-high four tackles.



logan.lutui  
 logan\_lutui

## #62 • ATUNAI SA MAHE • OL • 6-1 • 315 • SR. • WEST JORDAN, UT • WEST JORDAN HS

AH-too-NYE-suh MAW-hay



- Major: Experience Design and Management
- Served a full-time mission for The Church of Jesus Christ of Latter-day Saints in Tonga.
- Fluent in Tongan.
- Recorded 13 tackles (four solo) with 1.5 tackles-for-loss and a quarterback hurry in 2022.
- Career stats include 61 tackles (30 solo), 9.5 tackles-for-loss, three sacks and four quarterback hurries.
- Career-high six tackles in 27-24 loss versus East Carolina in 2022.



naisa.mahe  
 NICE\_NAISA

YEAR	GP	SOLO	AST	TOT	TFL/	SACKS	YDS	INT	YDS	TD	FF	FR	FRYDS	QBH	PBU
2022	8	4	9	13	1.5 / 5	0	0	0	0	0	0	0	0	1	0
2021	12	12	14	26	5 / 24	1	13	0	0	0	0	0	0	1	0
2019	13	14	8	22	3 / 16	2	15	0	0	0	0	0	0	2	0
<b>TOTALS:</b>	<b>33</b>	<b>30</b>	<b>31</b>	<b>61</b>	<b>9.5 / 45</b>	<b>3</b>	<b>28</b>	-	-	-	-	-	-	<b>4</b>	-

## #54 • PAUL MAILE • OT • 6-2 • 300 • R-SR. • SALT LAKE CITY, UT • UTAH

MY-lay



- Son of Darlene Kaufusi and stepson of former Utah football player Henry Kaufusi (1994-95)
- Has four brothers and six sisters.
- Prepped at East High School.
- Graduated from Utah in 2022 with degrees in Family Community and Human Development as well as Sociology.
- Played in 29 games at Utah with 17 starts at center or guard.
- Started 12 games at center for Utah in 2022.



paulmaile54  
 PaulMaile54

## #51 • SONNY MAKASINI • OL • 6-3 • 320 • R-FR. • PROVO, UT • TAMPVIEW HS

MAH-ka-SEE-nee



- Parents are Sonny and Martha
- Has six siblings
- Major: Construction and Facilities Management
- Served a full-time mission for The Church of Jesus Christ of Latter-day Saints in Tonga and Oakland, California.
- Fluent in Tongan



sonny\_makasini  
 sonmakjr

## #93 • BLAKE MANGELSON • DE • 6-5 • 260 • JR. • NEPHI, UT • JUAB HS

Mang-ul-son



- Parents are Michael and Angie
- Wife's name is Hannah, married summer 2023.
- Major: Family Life
- Played in nine games in 2022, including a start in 38-24 win over Wyoming.
- Career stats include 18 tackles (nine solo) with 2.5 tackles-for-loss, three quarterback hurries and a pass breakup.



blakemangelson  
 blake\_mangelson

YEAR	GP	SOLO	AST	TOT	TFL/	SACKS	YDS	INT	YDS	TD	FF	FR	FRYDS	QBH	PBU
2022	9	6	7	13	0.5 / 1	0	0	0	0	0	0	0	0	2	1
2021	6	3	2	5	2 / 3	0	0	0	0	0	0	0	0	1	0
<b>TOTALS:</b>	<b>15</b>	<b>9</b>	<b>9</b>	<b>18</b>	<b>2.5 / 4</b>	<b>-</b>	<b>-</b>	<b>-</b>	<b>-</b>	<b>-</b>	<b>-</b>	<b>-</b>	<b>-</b>	<b>3</b>	<b>1</b>

## #27 • KEELAN MARION • WR • 6-0 • 200 • SO. • ATLANTA, GA • UCONN

Mck-en-zee



- Started all 12 games for UConn in 2021, leading the team with 474 receiving yards on 28 grabs with five touchdowns.
- Career-high 102 receiving yards versus Vanderbilt in 2021.
- Redshirted in 2022 due to injury while seeing action in four games, including the Myrtle Beach Bowl versus Marshall.
- Prepped at Grayson High School in Loganville, Georgia.



keelanmarion1  
 Keelanmarion1

## #27 • MARCUS MCKENZIE • CB • 6-0 • 172 • FR. • ST. GEORGE, UT • PINE VIEW HS

Mck-en-zee



- Parents are Brian and Salote
- Twin brother, Dominique, will play for BYU following his mission.
- Father, Brian, played running back for BYU (1996-97).
- Mother, Salote, competed as a heptathlete for BYU Track and Field (1996-2000).
- Ranked the No. 11 prospect in Utah by 247 Sports in the class of 2022.



marcusmckeazy

## #96 • BRUCE MITCHELL • DT • 6-4 • 300 • SO. • KAMAS, UT • SOUTH SUMMIT HS



- Parents are Scott and Lisa
- Married to BYU distance runner Sadie Sargent
- Major: Pre-Business
- Served a full-time mission for The Church of Jesus Christ of Latter-day Saints in Seattle, Washington (2019-21).
- Played in seven games for BYU in 2022, recording three tackles, a tackle-for-loss and pass breakup.



b.r.u.c.e.

## #58 • AISEA MOA • DE • 6-3 • 245 • R-FR. • NORTH OGDEN, UT • WEBER HS

Eye-say-uh Mo-uh



- Parents are Ben and Christina
- Uncle, Carlos Nuno, played tight end for BYU (1997-99).
- Graduated early from high school, enrolling early at BYU in January 2022.
- Played in one game in 2022 (vs. Utah Tech).



2iceyyy  
 aiseamoa\_8

## #89 • KADE MOORE • WR • 5-11 • 185 • R-SO. • LEHI, UT • LEHI HS



- Parents are Kevin and Courtney
- has three brothers and three sisters
- Major: Economics
- Served a full-time mission for The Church of Jesus Christ of Latter-day Saints in Phnom Penh, Cambodia.
- Played in one game in 2022



kademmoore  
 KadeMoore11

## #12 • MALIK MOORE • S • 6-1 • 195 • R-SR. • SAN DIEGO, CA • POINT LOMA HS

ma-LEEK



- Parents are Kizzy and Nyere
- Graduated from BYU in 2022 with degree in Family Life.
- Played in and started four games in 2022 prior to season-ending injury.
- Career stats include 64 tackles (41 solo) with five interceptions and four pass breakups.
- Tied for the team lead with three interceptions in 2021.
- Career-high seven tackles in 38-24 loss at Baylor in 2021.



leek.moore  
 malik9moore

YEAR	GP	SOLO	AST	TOT	TFL/	SACKS	YDS	INT	YDS	TD	FF	FR	FRYDS	QBH	PBU
2022	4	5	4	9	0 / 0	0	0	0	0	0	0	0	0	0	0
2021	13	20	12	32	0 / 0	0	0	3	23	0	0	0	0	0	3
2020	5	4	2	6	0 / 0	0	0	1	0	0	0	0	0	0	1
2019	12	10	4	14	0 / 0	0	0	0	0	0	0	0	0	0	0
2018	13	2	1	3	0 / 0	0	0	1	1	0	0	0	0	0	0
<b>TOTALS:</b>	<b>47</b>	<b>41</b>	<b>23</b>	<b>64</b>	<b>- / -</b>	<b>-</b>	<b>-</b>	<b>5</b>	<b>24</b>	<b>-</b>	<b>-</b>	<b>-</b>	<b>-</b>	<b>-</b>	<b>4</b>

## #21 • ENOCH NAWAHINE • RB • 6-1 • 210 • SO. • KAHUKU, HI • UTAH STATE

ee-nic na-wa-hee-nay



- Parents are Steve and Hauoli
- Served full-time mission for The Church of Jesus Christ of Latter-day Saints in Lusaka, Zambia (2020-22).
- Fluent in Chichewa
- Prepped at Kahuku High School.
- Played in 10 games at Utah State as a freshman in 2019, carrying the ball 16 times for 53 yards and recording two tackles on special teams.




enoch\_nawahine  
 EnochNawahine

## #94 • JOHN NELSON • DT • 6-4 • 280 • JR. • SALEM, UT • SALEM HILLS HS



- Parents are David Nelson and Amberli Gustin
- Amberli, played basketball for BYU (1989-94), David, played basketball for Boise State.
- Major: Economics
- Recorded 28 tackles (21) solo with six tackles-for-loss, three sacks, two quarterback hurries and a pass breakup in 2022.
- Career stats include 40 tackles (27 solo) with eight tackles-for-loss, three sacks, two quarterback hurries and two pass breakups.



john\_nelson\_90  
 johnnelson\_65

YEAR	GP	SOLO	AST	TOT	TFL/	SACKS	YDS	INT	YDS	TD	FF	FR	FRYDS	QBH	PBU
2022	13	21	7	28	6 / 33	3	29	0	0	0	0	0	0	2	1
2021	13	6	6	12	2 / 3	0	2	0	0	0	0	0	0	0	1
<b>TOTALS:</b>	<b>26</b>	<b>27</b>	<b>13</b>	<b>40</b>	<b>8 / 36</b>	<b>3</b>	<b>31</b>	<b>-</b>	<b>-</b>	<b>-</b>	<b>-</b>	<b>-</b>	<b>-</b>	<b>2</b>	<b>2</b>

## #23 • HOBBS NYBERG • WR/PR • 5-11 • 195 • JR. • ST. GEORGE, UT • DIXIE HS

NYE-berg



- Parents are Brent and Jamee, Brent, played wide receiver at BYU (1989-90) and Jamee, ran track at Weber State, Brother, Chunner, was a pitcher at BYU (2010-14)
- Sports Info Solutions All-Big 12 Preseason team
- Named to College Football Network All-Independent Second Team in 2022
- Played in all 13 games, averaging 9.6 yards per return with 23 on the year
- In 2020, played 11 games as BYU's main punt returner recording 11 returns for 60 yards with a 16-yard long runover SMU in 2022.



hobbsnyberg9  
 Hobbsnyberg9

Year	GP	KR	YDS	AVG	LNG	TD	PR	YDS	AVG	LNG	TD
2022	11	17	388	22.82	42	0	9	115	12.78	42	0
2021	13	1	14	14.00	14	0	23	221	9.61	42	0
2020	11	0	0	0	0	0	10	58	5.80	16	0
<b>TOTALS</b>	<b>35</b>	<b>18</b>	<b>402</b>	<b>22.33</b>	<b>42</b>	<b>-</b>	<b>42</b>	<b>394</b>	<b>9.38</b>	<b>42</b>	<b>-</b>

## #85 • ANTHONY OLSEN • TE • 6-4 • 235 • R-FR. • SALT LAKE CITY, UT • OLYMPUS HS



- Parents are Melissa and Corbin
- Major: Pre-Business
- Redshirted in 2022
- As a senior at Olympus he had 35 receptions for 514 yards and four touchdowns, two punts returned for 25 yards, one PAT, 11 tackles (seven solo), six tackles for loss, five sacks and two blocked punts



anthonyolsen  
 AnthonyOlsen13



## #74 • TREVIN OSTLER • 74 • 6-5 • 310 • R-FR. • BOUNTIFUL, UT • BOUNTIFUL HS



- Parents are Natalie and Brian
- Redshirted in 2022
- A member of the scout team in 2022
- Helped lead Bountiful to a Region 5 championship and the 5A quarterfinals in 2021



T\_Ostler  
 OstlerTrevin

## #42 • RAY PAULO • TE • 6-3 • 255 • JR. • PAGO PAGO, SAMOA • ALLAN HANCOCK COLLEGE

PAU-10



- Served a full-time mission for The Church of Jesus Christ of Latter-day Saints in Alabama
- Prepped at Leone High School in American Samoa
- Totaled 26 receptions for 379 yards and four touchdowns while rushing 10 times for 34 yards in 11 games at Hancock in 2022.



raypaulo07  
 RayPaulo7

## #70 • CONNOR PAY • OL • 6-5 • 305 • JR. • HIGHLAND, UT • LONE PEAK HS



- Parents are Jeana and Garry
- His father, Garry, played offensive line at BYU (1986, 1989-92)
- Served a full-time mission for The Church of Jesus Christ of Latter-day Saints in Washington, D.C. (2018-20)
- Has played in 33 games, starting 22, for the Cougars (2020-22)
- Played in and started 12 games at center in 2022
- Named to College Network All-Independent First Team in 2022



cpay70  
 c.pay70

## #26 • MORGAN PYPYER • RB • 6-2 • 215 • R-SR. • IDAHO FALLS, ID • HILLCREST HS

pie-per



- Parents are Darla and Lon and has four brothers and one sister
- Founder of d1d\_football, an organization that gives opportunities to train with college athletes in Idaho and Utah
- Served a full-time mission for The Church of Jesus Christ of Latter-day Saints in Milan, Italy
- Has played in 43 games, starting one, for the Cougars (2018-22)
- Played in all 13 games in 2022, recording eight tackles (two solo)
- Recorded eight games with at least one tackle in 2021, including a career-high seven tackles twice in BYU's 34-20 win at Utah State and 66-49 win over Virginia



morganpypyer10  
 morganpypyer10

## #24 • RYAN REHKOW • P • 6-6 • 235 • JR. • VERADALE, WA • CENTRAL VALLEY HS

ree-co



- Parents are Kim and Freddie and has three brothers, brother Austin played in the NFL as a kicker with the Buffalo Bills, New York Giants, and Indianapolis Colts
- Married to Hadlee since 2022
- Served a mission for The Church of Jesus Christ of Latter-day Saints in London, England
- Has played in 38 games, including all games for the past three consecutive seasons (2020-22)
- Played in all 13 games in 2022, posting 12 punts of over 50 yards and 16 placed inside the 20
- College Football Network All-Independent First Team (2022)



r\_rehkow24  
 r\_rehkow24

Year	GP	Punt	YDS	AVG	LNG	IN20	50+	FC	TB	BLK
2022	13	40	1847	46.17	71	16	12	11	4	0
2021	13	40	1943	48.58	83	16	19	10	6	0
2020	12	28	1264	45.14	61	16	8	14	1	0
<b>TOTALS:</b>	<b>38</b>	<b>108</b>	<b>5054</b>	<b>46.80</b>	<b>83</b>	<b>48</b>	<b>39</b>	<b>35</b>	<b>11</b>	<b>-</b>

## #39 • LANDON REHKOW • P • 6-0 • 178 • FR. • VERADALE, WA • CENTRAL VALLEY HS

ree-co

- Parents are Kim and Freddie
- Has three brothers, including current BYU punter Ryan Rehkow
- Brother Austin played in the NFL as a kicker with the Buffalo Bills, New York Giants, and Indianapolis Colts
- 2023 will mark first season with Cougars



landon\_rehkow

## #12 • JAKE RETZLAFF • QB • 6-2 • 205 • JR. • CORONA, CA • RIVERSIDE CITY COLLEGE

RETZ-loff



- Parents are Steve and Max Retzlaff and brother played WR at Riverside City College with him
- Joins BYU for the 2023 season after transferring from Riverside City College
- Ranked No. 1 quarterback in ESPN's Junior College 50 for 2023 and No. 46 overall
- In 2022, completed 312 of 493 passes for 4,592 yards and 44 touchdowns with an efficiency rating of 165.4
- Led Riverside City College (RCC) to California Community College State Championship game and a 12-1 record in 2022
- Had a combined 23-2 record as RCC's quarterback



jretz11  
 jretz11

## #17 • PRESTON REX • S • 6-0 • 193 • R-FR. • SAN CLEMENTE, CA • SAN CELEMENTE HS



- Parents are Byron and Amy
- Father, Byron, was an All-American tight end and two-time All-WAC selection at BYU (1986, 1989-1992) while his brother, Isaac, currently plays tight end at BYU
- Served a full-time mission for The Church of Jesus Christ of Latter-day Saints in Osorno, Chile and McAllen, Texas (2020-22)
- Appeared in two games as a redshirt freshman in 2022



preston\_rex1

## #83 • ISAAC REX • TE • 6-6 • 255 • JR. • SAN CLEMENTE, CA • SAN CELEMENTE HS



- Parents are Byron and Amy
- Father, Byron, was an All-American tight end and two-time All-WAC selection at BYU (1986, 1989-1992) while his brother, Preston, is currently a safety at BYU
- Served mission for The Church of Jesus Christ of Latter-day Saints in Samoa (2017-19)
- Married to Lexi since 2022 and has a son, Luka
- Has played in 40 games, starting 31, for the Cougars (2019-22)
- Started 12 of 13 games in 2022, recording 22 grabs for 320 yards and six touchdowns
- Tied for No. 1 in the nation with All-American Kyle Pitts (Florida) with 12 receiving touchdowns and 72 points scored his freshman year (2020)



isaacrex  
 isaacrex83

YEAR	GP	REC	YDS	Y/R	LNG	TD
2022	13	22	320	14.55	43	6
2021	12	18	191	10.61	20	3
2020	12	37	429	11.59	36	12
2019	3	1	23	23.00	23	0
<b>TOTALS:</b>	<b>40</b>	<b>78</b>	<b>963</b>	<b>12.35</b>	<b>43</b>	<b>21</b>

## #47 • DALTON RIGGS • LS • 6-4 • 225 • R-FR. • EAGLE, ID • EAGLE HS



- Parents are Colleen and Duane
- Father, Duane, played football at BYU and his brother, Austin, is also currently a deep snapper at BYU
- Served a full-time mission for The Church of Jesus Christ of Latter-day Saints in Tonga and Salt Lake City (2019-21)
- Redshirted in 2022



dalton.riggs  
 daltonriggs54

## #84 • AUSTIN RIGGS • LS • 6-5 • 230 • R-JR • EAGLE, ID • EAGLE HS



- Parents are Colleen and Duane and has one brother and one sister
- Father, Duane, played football at BYU and his brother, Dalton, is also currently a deep snapper at BYU
- Served a full-time mission for The Church of Jesus Christ of Latter-day Saints in Bulawayo, Zimbabwe (2018-20)
- Fluent in three languages: Ndebele, Xhosa and Sonja
- Has played in 27 games for the Cougars (2020-22), most recently in seven games in 2022



austinriggs

## #3 • AIDAN ROBBINS • RB • 6-3 • 240 • R-JR • LOUISVILLE, KY • UNLV

A-den



- Parents are Ron and Twylia Robbins
- Graduated from Louisville with degree in business marketing, pursuing MBA at BYU
- Played at Louisville from 2019-21 and UNLV in 2022
- Led UNLV in rushing with 209 carries for 1,011 yards and nine touchdowns in 2022 while also adding 23 catches for 125 yards and a touchdown
- Named to 2023 Phil Steele Preseason All-Big 12 Team



theaidanrobbins  
 theaidanrobbins

## #2 • CHASE ROBERTS • WR • 6-4 • 205 • R-SO. • HIGHLAND, UT • AMERICAN FORK HS



- Parents are Kyle and Jessica
- Dad, Kyle, played football at BYU as a defensive back (1987, 1990-93)
- Served mission for The Church of Jesus Christ of Latter-day Saints in Calgary, Alberta (2019-21)
- Fluent in Tagalog
- Has played in 11 career games for the Cougars, starting three (all 2022)
- Became the sixth BYU freshman and first since Cody Hoffman (2010) to record a 100-yard receiving game with 122 yards and a touchdown reception in BYU's 26-20 (20T) win over No. 9 Baylor



chase.roberts27  
 chase\_roberts11

YEAR	GP	REC	YDS	Y/R	LNG	TD
2022	11	22	357	16.23	59	3
<b>TOTALS</b>	<b>11</b>	<b>22</b>	<b>357</b>	<b>16.23</b>	<b>59</b>	<b>3</b>

## #0 • JAKOB ROBINSON • CB • 5-11 • 170 • JR. • OREM, UT • UTAH STATE

Jacob



- Parents are Eric and Janee and has five brothers and one sister
- Has played in 25 games, starting 10, for the Cougars (2021-22)
- In 2022, totaled 51 tackles, 1.5 tackles-for-loss, five pass breakups, a quarterback hurry, 1 INT
- Made game-sealing stop with tackle of SMU quarterback Tanner Mordecai on 2-point conversion attempt in 2022 New Mexico Bowl
- Named Second-Team Freshman All-America by The Athletic (2021)



jswrve.0  
 jakobrobinson87

YEAR	GP	SOLO	AST	TOT	TFL/	SACKS	YDS	INT	YDS	TD	FF	FR	FRYDS	QBH	PBU
2022	13	34	17	51	1.5 / 16	0	0	1	0	0	0	0	0	1	5
2021	12	24	5	29	0 / 0	0	0	3	7	0	0	0	0	0	4
<b>TOTALS:</b>	<b>25</b>	<b>58</b>	<b>22</b>	<b>80</b>	<b>1.5 / 16</b>	<b>-</b>	<b>-</b>	<b>4</b>	<b>7</b>	<b>-</b>	<b>-</b>	<b>-</b>	<b>-</b>	<b>1</b>	<b>9</b>

## #7 • HINCKLEY ROPATI • RB • 5-10 • 215 • R-SR. • DOWNEY, CA • CERRITOS COLLEGE

ROH-pah-tee



- Parents are Pologa and Lina Folau Ropati, second of seven children
- Has played in 14 games, starting one, for the Cougars (2020-22)
- Played in nine games in 2022, recording 36 carries for 189 yards and a touchdown to go along with six receptions for 97 yards and a touchdown
- In 2022, had a career-high, 85 rushing yards in BYU's 35-26 win over Stanford



hinckleyfropati  
 hfropati7

YEAR	GP	ATT	YDS	Y/A	LNG	TD	REC	YDS	Y/R	LNG	TD
2022	9	36	189	5.25	43	1	6	97	16.17	48	1
2021	5	4	15	3.75	11	0	0	0	0	0	0
<b>TOTAL</b>	<b>14</b>	<b>40</b>	<b>204</b>	<b>5.10</b>	<b>43</b>	<b>1</b>	<b>6</b>	<b>97</b>	<b>16.17</b>	<b>48</b>	<b>1</b>

## #48 • BODIE SCHOONOVER • DE • 6-4 • 250 • R-FR. • AMERICAN FORK, UT • AMERICAN FORK HS

Skoo-no-ver



- Parents are John and Sidnie
- Served a full-time mission for The Church of Jesus Christ of Latter-day Saints in Cape Town, South Africa (2020-22)
- Appeared in one game during his redshirt season in 2022 (BYU's 52-26 win over Utah Tech)
- No. 6 ranked recruit in Utah



yungman\_skoon  
 BodieSchoonover

## #56 • NUULETAU SELLESIN • DE • 6-1 • 247 • R-SO. • WOODS CROSS, UT • WEBER STATE

Noo-oo-le-tau Sell-es-in



- Played 11 games for Weber State in 2022, totaling 24 tackles (13 solo) and six sacks
- Helped the wildcats to a 10-win season
- Had four tackles and two sacks against Eastern Washington in 2022
- Prepped at Woods Cross High School
- 2023 will mark first season with BYU



nuuletau

## #90 • JOSH SINGH • DT • 6-0 • 275 • R-SO. • OREM, UT • OREM HS

Sing



- Parents are Shaun and Lisa
- Major: Geography
- Regularly volunteers at the Utah Food Bank
- Has played in nine games for the Cougars (2021-22)
- In 2022, appeared in eight games with one solo tackle



josh90  
 joshsingh90

## #26 • ETHAN SLADE • S • 6-0 • 190 • SO. • OREM, UT • OREM HS



- Parents are Joelle and Rick
- Served a full-time mission for The Church of Jesus Christ of Latter-day Saints in Santiago, Chile
- Has played in 13 games for the Cougars (2021-22)
- In 2022, played in 11 games, recording 17 tackles (eight solo) with one tackle-for-loss, a quarter-back hurry and three pass breakups
- Notched a career-high five tackles in BYU's 38-26 win over Utah State in 2022




ethanmslade  
 EthanSlade9

YEAR	GP	SOLO	AST	TOT	TFL/	SACKS	YDS	INT	YDS	TD	FF	FR	FRYDS	QBH	PBU
2022	11	8	9	17	1 / 1	0	0	0	0	0	0	0	0	1	3
2021	2	0	1	1	0 / 0	0	0	0	0	0	0	0	0	0	0
<b>TOTALS:</b>	<b>13</b>	<b>8</b>	<b>10</b>	<b>18</b>	<b>- / 1</b>	<b>-</b>	<b>-</b>	<b>-</b>	<b>-</b>	<b>-</b>	<b>-</b>	<b>-</b>	<b>-</b>	<b>1</b>	<b>3</b>

## #10 • KEDON SLOVIS • QB • 6-3 • 215 • R-SR. • SCOTTSDALE, AZ • PITT/USC

KEE-don SLO-vis



- Parents are Max and Lisa
- Has played in 38 games, starting 37, over four years (USC 2019-21, Pitt 2022)
- Career stat line of 836-of-1,268 (66%) for 9,973 yards and 68 touchdowns to 33 interceptions
- 9,973 career passing yards rank No. 13 among active quarterbacks in the FBS
- Went 184-of-315 (58%) for 2,397 yards and 10 touchdowns to nine interceptions with Pitt in 2022
- 58 career touchdown passes for USC ranks No. 5 in school history while five 400-yard passing games at USC are a Trojan record
- As a freshman at USC in 2019, he completed 282-of-392 passes (72%) for 3,502 yards and 30 touchdowns to nine interceptions
- Among career awards include 2020 All-Pac-12 First Team, AP All-Pac-12 First Team, Phil Steele All-Pac-12 First Team and 2019 Pac-12 Offensive Freshman of the Year



kedonslovis  
 Kedonslovis

## #10 • DEION SMITH • RB • 6-0 • 200 • R-SR. • HOUSTON, TX • COLORADO

DEE-on



- Mother, Pamela Roberson, played basketball at New Mexico State.
- Sister, Deamber Smith, played college volleyball.
- Graduated from Colorado with a degree in strategic communication design.
- Played in 34 games at Colorado, making five starts at running back.
- Career stats at Colorado include 159 carries for 653 yards and four touchdowns to go along with 20 receptions for 133 yards.
- Led Colorado in rushing with 83 carries for 393 yards and two touchdowns in 2022.



2.dee\_  
 DeionS20

## #37 • JUSTEN SMITH • K • 6-2 • 205 • R-SO. • SANDY, UT • BRIGHTON HS



- Parents are Tennille and Courtney, has one brother and one sister
- Dad, Courtney, was a kicker at BYU (1995-96)
- Wife's name is McKaylee, married in 2022
- Served a full-time mission for The Church of Jesus Christ of Latter-day Saint in Buenos Aires, Argentina (2018-20)
- Volunteers at a teen empowerment nonprofit organization in Draper, Utah
- Has played in eight games for the Cougars (2020-22)



justensmith  
 justensmith9

## #78 • KINGSLEY SUAMATAIA • OL • 6-6 • 320 • R-SO. • OREM, UT • OREGON

S00-ah-MA-ta-EE-uh



- Parents are Leroy and Tamara
- Fluent in Samoan
- Preseason All-Big 12 media selection
- Named to the Phil Steele Preseason All-Big 12 Team (fourth-team offense)
- Has started in all 12 games with BYU (2022)
- In 2022, named Second Team Freshman All-American by The Athletic, College Football Network All-Independent First Team, Phil Steele All-Independent Second Team and Midseason Freshman All-American Second Team offense by College Football News



baby\_kingz76  
 baby76kings

## #11 • HARRISON TAGGART • LB • 6-1 • 216 • R-FR. • DRAPER, UT • OREGON



- Appeared in three games as a true freshman at Oregon in 2022.
- Rated a four-star recruit by ESPN and 247Sports out of Corner Canyon High School.
- Ranked No. 25 outside linebacker in Class of 2022 (ESPN).
- Ranked fifth overall prospect in state of Utah's Class of 2022 (ESPN).
- High School career stats include 237 tackles (151 solo), 22 tackles-for-loss, 7.5 sacks, two interceptions, two forced fumbles.
- Averaged 7.2 tackles per game in Corner Canyon prep career.
- Named to 2021 Desert News 6A All-State First Team.
- Named 2021 MaxPreps Preseason Second Team All-American.



harrison\_taggs  
 HarrisonTaggar4

## #31 • MAX TOOLEY • LB • 6-2 • 225 • R-SR. • BOUNTIFUL, UT • BOUNTIFUL HS



- Parents are Jason and Jennifer
- Served a full-time mission for The Church of Jesus Christ of Latter-day Saints in London, England, speaking Mandarin Chinese
- Has played in 48 games, starting 21, for the Cougars (2018-22)
- Has totaled 219 career tackles (124 solo) along with six interceptions
- In 2022, racked up three interceptions for 67 yards, two of which were returned for touchdowns
- In 2021, finished the season as the Cougars' second-leading tackler with 68 (37 solo, 4.5 for loss)



maxtooley23  
 maxtooley23

YEAR	GP	SOLO	AST	TOT	TFL/	SACKS	YDS	INT	YDS	TD	FF	FR	FRYDS	QBH	PBU
2022	7	33	24	57	2 / 2	1	1	3	67	2	1	0	0	1	1
2021	12	37	31	68	5.5 / 20	1	1	1	0	0	0	0	0	0	3
2020	12	24	20	44	3 / 4	0	0	1	0	0	0	0	0	3	1
2019	13	29	19	48	2 / 5	0	0	1	33	0	0	0	0	0	1
2018	4	1	1	2	0 / 0	0	0	0	0	0	0	0	0	0	0
<b>TOTALS:</b>	<b>48</b>	<b>124</b>	<b>95</b>	<b>219</b>	<b>12.5 /</b>	<b>2</b>	<b>2</b>	<b>6</b>	<b>100</b>	<b>2</b>	<b>1</b>	<b>-</b>	<b>-</b>	<b>4</b>	<b>6</b>

## #10 • AJ VONGPHACHANH • LB • 6-2 • 235 • R-SR. • PASCOWA, WA • UTAH STATE

vong-pa-chon



- Led Utah State in tackles in 2022 with 101 stops (36 solo) to go along with two sacks, two forced fumbles and three pass breakups.
- Utah State career stats include 222 tackles (87 solo) with seven sacks, three forced fumbles and four pass breakups.
- Career-high 17 tackles at Nevada (2020).
- Four-career games with 10 or more tackles.
- Named Honorable Mention All-Mountain West in 2020.



ajvong\_  
 aj\_v25

## #13 • MASEN WAKE • TE • 6-1 • 260 • R-SR. • CEDAR HILLS, UT • LONE PEAK HS



- Parents are Todd and the late Pam Wake
- Uncle, Tyler Nelson, played safety at BYU from 1995-99
- Has played in 46 games, starting 16, for the Cougars (2019-22)
- Played in 11 games, starting four, in 2022 while totaling 10 catches for 42 yards
- In 2021, played in 11 games with a career-best season of 14 receptions for 148 yards, one touchdown and 10.6 yards per catch
- Career-high 55 yards receiving vs. UAB in 2021



masenwake13  
 masenwake13

YEAR	GP	ATT	YDS	Y/A	LNG	TD	REC	YDS	Y/R	LNG	TD
2022	11	10	42	4.20	10	0	0	0	0	0	0
2021	11	14	148	10.57	36	1	3	8	2.67	7	0
2020	12	8	114	14.25	26	1	5	15	3.00	10	2
2019	12	0	0	0	0	0	3	6	2.00	4	0
<b>TOTALS</b>	<b>46</b>	<b>32</b>	<b>304</b>	<b>9.50</b>	<b>36</b>	<b>2</b>	<b>11</b>	<b>29</b>	<b>2.64</b>	<b>10</b>	<b>2</b>

**#38 • CREW WAKLEY • S • 6-0 • 203 • R-SO. • SANDY, UT • UTAH STATE**

- Parents are Shawn and Sallianne, one of three children
- Served a full-time mission for The Church of Jesus Christ of Latter-day Saints in Fort Worth, Texas (2018-20)
- 2023 marks first year with BYU
- Played in four games in 2021 with Utah State
- Did not play in 2020, but earned Academic All-Mountain West honors



crewwakley  
 Crewwakley

**#28 • TANNER WALL • S • 6-1 • 200 • R-SO. • ARLINGTON, VA • YORKTOWN HS**

- Parents are Ryan and Sher
- Uncle, J.R. Thulin, played football at BYU as an offensive lineman (2002-2003)
- Aunt, Brooke Thulin, played soccer at BYU as a midfield defender (2002-03, 2005)
- Serves as a co-chair on BYU's Student-Athlete Advisory Committee
- Has played in 13 games (2021-22)
- Played 11 games in 2022, mostly on special teams



tanner\_wa11  
 YsTanman11

**#52 • BEN WARD • OL • 6-5 • 290 • R-JR. • WASHINGTON D.C. • DALLASTOWN HS**

- Parents are Monte and Jennifer
- Served a full-time mission for The Church of Jesus Christ of Latter-day Saints in Cordoba, Argentina (2018-20)
- Fluent in Spanish
- In 2022, saw first career game action in 52-26 win over Utah Tech



ben.m.ward  
 Ben34Ward

# TOM HOLMOE

## DIRECTOR OF ATHLETICS

Tom Holmoe was named Director of Athletics at Brigham Young University on March 1, 2005. He oversees a nationally recognized program with 21 intercollegiate sports, involving more than 600 student-athletes and a 220-person staff. Since his appointment, BYU has captured 128 conference regular-season and postseason championships, and more than 300 student-athletes have earned All-America status.



In addition to his role as director of athletics, Holmoe served as a member of the NCAA Men's Basketball Committee from 2015-18 and was the Executive Council Committee Chair for the West Coast Conference from 2014-17. Over his 17-year tenure, BYU has an average ranking of 36th in the annual NACDA Learfield Directors' Cup, ranking all athletic programs in the country. For the 2020-21 athletic season, BYU finished No. 17 in the Directors' Cup standings. In the fall of 2022, for the first time ever, BYU finished No. 1 in the Directors' Cup standings for fall sports.

A former Cougar defensive back from 1978-82, Holmoe returned to BYU in July 2001 as Associate Athletics Director for Development. As part of his responsibilities, he supervised the Cougar Club, served as the department's liaison with the LDS Foundation, served on the BYU Alumni Association Board of Directors and worked on the capital campaign to raise funds for the university's new athletic facilities.

A native of La Crescenta, Calif., Holmoe first came to BYU on a football scholarship in 1978. He earned first-team All-WAC honors as a senior in 1982 and was selected in the fourth round of the 1983 NFL Draft by the San Francisco 49ers. Over a seven-year NFL career, he played on three Super Bowl championship teams with the 49ers in 1984, 1988 and 1989.

After retiring from professional football, Holmoe returned to BYU to serve as a graduate assistant under LaVell Edwards from 1990-91 and later accepted an offer from Hall of Fame coach Bill Walsh to become the Stanford secondary coach in 1992, where he remained for two seasons. In 1994, he returned to the 49ers as defensive backfield coach for two seasons, where he earned a fourth Super Bowl ring. Two years later Holmoe joined the University of California staff as defensive coordinator and later became the head coach from 1997-2001.

Holmoe graduated from BYU with a degree in Zoology in 1983 and received a master's degree from BYU in Athletic Administration in 1995. He and his wife, Lori, have four children and nine grandchildren.



**BRIAN SANTIAGO**  
Deputy Athletic Director



**LIZ DARGER**  
Sr. Associate AD/SWA



**TREVOR WILSON**  
Sr. Associate AD/  
Student-Athlete  
Ecosystem



**DAVID ALMODOVA**  
Sr. Associate AD/External  
Relations



**DALLAN MOODY**  
Sr. Associate AD/Finance &  
Strategy

### BYU Athletics Administration

Tom Holmoe	Athletic Director
Brian Santiago	Deputy Athletic Director
Liz Darger	Sr. Associate AD—SWA
David Almodova	Sr. Associate AD—External Operations
Dallan Moody	Sr. Associate AD—Finance and Strategy
Trevor Wilson	Sr. Associate AD—Student-Athlete Ecosystem
Chad Gwilliam	Associate AD—Compliance
Tyson Hutchins	Associate AD—Creative Strategy
Whitney Johnson Catt	Associate AD—Student-Ath. Develop., Diversity & Inclusion
Chad Lewis	Associate AD—Development
Jon McBride	Associate AD—Communications and Media Strategy
Matthew Nix	Associate AD—Events & Operations
Bob Schirmer	Associate AD—Finance
Casey Stauffer	Associate AD—Corporate Sponsorships
Gary Veron	Associate AD—Student-Athlete Experience

## BYU'S HISTORY

The establishment of the Brigham Young Academy in 1875 offered an academically stimulating and gospel-oriented education to 29 students. The one-acre school grounds presided over by Karl G. Maeser have since developed into nearly 600 acres and more than 300 buildings. From its inception, the goal of Brigham Young University has been to offer “a new kind of education” for Zion, one based on precepts “revealed by the Lord,” as Maeser once remarked. Today, BYU provides an outstanding education in an atmosphere consistent with the standards and principles of its sponsor, The Church of Jesus Christ of Latter-day Saints. The University is widely recognized for its deep commitments to inspired religious values and rigorous intellectual learning.

## BYU MISSION STATEMENT

The mission of Brigham Young University — founded, supported, and guided by The Church of Jesus Christ of Latter-day Saints — is to assist individuals in their quest for perfection and eternal life. That assistance should provide a period of intensive learning in a stimulating setting where a commitment to excellence is expected and the full realization of human potential is pursued.



All instruction, programs, and services at BYU, including a wide variety of extracurricular experiences, should make their own contribution toward the balanced development of the total person. Such a broadly prepared individual will not only be capable of meeting personal challenge and change but will also bring strength to others in the tasks of home and family life, social relationships, civic duty, and service to mankind.

## AIMS OF A BYU EDUCATION

BYU seeks to develop students of faith, intellect, and character who have the skills and the desire to continue learning and to serve others throughout their lives. These are the common aims of all education at BYU. Both those who teach in the classroom and those who direct activities outside the classroom are responsible for contributing to this complete educational vision. A BYU education should be:

- Spiritually Strengthening
- Intellectually Enlarging
- Character Building
- Leading to Lifelong Learning and Service



**SHANE REESE**  
**University President**

C. Shane Reese began his tenure as the 14th president of Brigham Young University on May 1, 2023. Prior to his appointment, he served as BYU Academic Vice President from 2019 to 2023, and dean of the BYU College of Physical and Mathematical Sciences from 2017 to 2019. Reese also serves as a member of the Department of Statistics faculty and an elected fellow of the American Statistical Association.



**KEITH VORKINK**  
**Advancement Vice President**

Keith Vorkink was appointed on May 18, 2020. He oversees Athletics, University Communications, BYU Broadcasting, Alumni, External Relations and Philanthropy.





**STUDENT ENROLLMENT**

- 34,390: total daytime students
- 31,389: undergraduate students
- 3,001: graduate students
- 49% male; 51% female
- 77% single; 23% married

**FRESHMAN PROFILE**

- 11,709: applicants
- 66%: acceptance rate
- 28–32: 50% ACT score
- 3.86–4.00: 50% high school GPA

**ACADEMICS**

- 195 undergraduate majors
- 112 undergraduate minors
- 98 master's programs
- 30 doctoral programs

**STUDENT DEMOGRAPHICS**

- 96%: United States
- 4%: International
- 102 Countries represented
- 50 States represented
- 36%: Utah
- 12%: California
- 6%: Texas
- 5%: Washington
- 5%: Idaho

**STUDENT ETHNICITY**

- 81% Caucasian
- 9% Hispanic
- 4.5% Two or more races
- 4% Asian/Pacific Islander
- 1% Black
- <1% American Indian

**INTERNATIONAL REACH**

- 1,241: International students
- 100+: Countries represented
- Canada, South Korea, and Mexico are the top three nations represented
- Nearly 50% of all students have lived outside the United States
- 60+% of students speak a second language
- 121 languages are spoken on campus
- 73 languages are taught regularly
- 21 language certifications are offered
- 204 study abroad programs are available in 61 countries
- 2,339 students studied abroad during the 2021-22 academic year\*
- Approximately 258 ambassadors to the United States from 104 countries have spoken on campus since 1996

**HONOR CODE**

BYU's Honor Code helps maintain BYU's unique learning environment. Initiated by students in 1949, the Honor Code emphasizes being honest, living a chaste and virtuous life, abstaining from alcohol and tobacco, using clean language, and following other values in line with the doctrines of The Church of Jesus Christ of Latter-day Saints.

**BYU RANKINGS**

- No. 1** Graduates who go on to earn a Ph.D. in business admin (NSF)
- No. 2** Best actuarial science programs (Best Colleges)
- No. 2** Graduates with the least amount of debt (U.S. News)
- No. 3** Graduates who go on to earn a Ph.D. in foreign language (NSF)
- No. 3** Producer of foreign language degrees (Chronicle of Higher Ed.)
- No. 3** Undergraduate accounting program (U.S. News)
- No. 3** Producer of U.S. Fulbright Scholars (U.S. State Department)
- No. 4** Best college for student academic engagement (Wall Street Journal)
- No. 4** Master of accounting program (U.S. News)
- No. 4** Best university for technology transfer (Milken Institute)
- No. 8** Graduates who go on to earn Ph.Ds. (NSF)
- No. 11** Best value school (U.S. News)
- No. 23** Best law school (U.S. News)
- No. 36** Best full-time MBA program (U.S. News)



## MISSIONARY SERVICE

Brigham Young University is owned and operated by The Church of Jesus Christ of Latter-day Saints and the missionary program is one of its most recognized characteristics. Latter-day Saint missionaries can be seen on the streets of hundreds of major cities in the world as well as in thousands of smaller communities.

The missionary effort is based on the New Testament pattern of missionaries serving in pairs, teaching the gospel and baptizing believers in the name of Jesus Christ (see, for example, the work of Peter and John in the book of Acts).

More than 50 members of the current team has served a Latter-Day Saint mission. Members of the team have served in nearly 30 different countries, speak as many as 18 languages and have served on six of the seven continents around the globe. BYU currently has several members of the team (previous signees or on roster) that are currently serving in the mission field.

More than 54,000 full-time missionaries are serving missions for The Church of Jesus Christ of Latter-day Saints. Most missionaries are young people under the age of 25, serving in 407 missions throughout the world.

Missionaries work with a companion of the same gender during their mission, with the exception of couples, who work with their spouse. Single men serve missions for two years and single women serve missions for 18 months.

Missionaries receive their assignment from Church headquarters and are sent only to countries where governments allow the Church to operate. Missionaries do not request their area of assignment and do not know beforehand whether they will be required to learn a language.

Prior to going to their assigned area, missionaries spend a short period of time at one of 22 missionary training centers throughout the world. There they learn how to teach the gospel in an orderly and clear way and, if necessary, they begin to learn the language of the people they will be teaching. The largest training center is in Provo, Utah, with additional centers in Brazil, Colombia, England, Ghana, Mexico, New Zealand, Peru, the Philippines, and South Africa.

A typical missionary day begins by waking at 6:30 a.m. for personal study. The day is spent proselytizing by following up on appointments, visiting homes or meeting people in the street or other public places. Missionaries end their day by 10:30 p.m. Schedules are flexible depending on the culture of the country where missionaries are serving.

Missionary work is voluntary. Missionaries fund their own missions — except for their transportation to and from their field of labor — and are not paid for their services. Missionaries avoid entertainment, parties or other activities common to this age-group as long as they are on their missions, so they can focus entirely on the work of serving and of teaching others the gospel of Jesus Christ.

The Church of Jesus Christ of Latter-day Saints was officially organized on April 6, 1830 with six members. Today, congregations of the Church total over 16 million members, it is one of the fastest growing religions in the world and one of the largest Christian churches in the United States.

The Church of Jesus Christ of Latter-day Saints is Christian, but is neither Catholic nor Protestant. Rather, it is a restoration of the original church established by Jesus Christ. For more information on the beliefs of the Church of Jesus Christ of Latter-day Saints, visit [www.ChurchofJesusChrist.org](http://www.ChurchofJesusChrist.org)



Linebacker Max Tooley served in England, speaking Mandarin Chinese.



Wide receiver Chase Roberts served in Calgary, Alberta, Canada.



# COUGAR CLUB

## WELCOME TO THE CLUB!

The Cougar Club is dedicated to the success of Coach Kalani Sitake and the BYU football team; donors receive Cougar Club status for any gift to BYU athletics. With the donations and support of thousands of members nationwide, the Cougar Club supports more than 600 BYU student-athletes who represent the university in 21 NCAA sports. Through its fundraising and promotional mission, the Cougar Club is enhancing the future success of BYU Athletics.

BYU Athletics depends on loyal Cougar Club members for funding critical to the athletic department's success. The changing nature of collegiate athletics means that to compete at the highest levels, BYU must raise more money every year. The costs associated with being one of the nation's top programs continue to rise dramatically. With that challenge in mind, the support of Cougar Club Members becomes an important key to the future achievements of BYU Athletics.

"BYU's donors and fans make all the difference, and we can't do it without your help!" says Cougar Club Director Greg Vehar. "For our teams to continue to achieve national prominence, the Cougar Club needs to continue to grow."

## FUNDING

Cougar Club donations are used for many vital athletic priorities, including:

- Funding athletic scholarships
- Building and maintaining state-of-the-art facilities
- Supporting the Student Athlete Life and Learning Center
- Sponsoring outreach to the elementary schools and the community by BYU Student Athletes
- Paying recruiting expenses to help BYU coaches attract talented athletes from across the country and around the world
- Funding the Nutrition Center and the Student Athlete Fuel Card


## CONTRIBUTION LEVELS

There is a Cougar Club membership level for every fan who wants to help BYU continue to build a strong athletic tradition. Annual Members make Cougar Club contributions of between \$60 and \$3,000 each year, based on their financial ability to give and the athletic benefits they want to receive. Legacy Members make an initial contribution of \$10,000 or more and continue their involvement with sustaining annual gifts of \$2,000 or more. To acknowledge the generosity of Club members, the athletic department makes a number of benefits available to Cougar Club members, including priority seating, parking passes, and Club events. However, the greatest benefit of membership is knowing that the Cougar Club is helping BYU Athletics continue to be one of the nation's top collegiate athletic programs and making a difference in the lives of more than 600 BYU student-athletes.

## COUGAR CLUB BENEFITS

- Seating priority for home and away events, bowl games, and post-season tournaments
- Parking passes
- Cougar Club emails and athletic publications
- Monthly luncheons with BYU coaches and athletes
- Privileges and invitations for Club events
- 10% Discounts on exclusive BYU merchandise through the BYU Store

For more information about the Cougar Club, call 801-422-2583 or visit [www.cougarclub.com](http://www.cougarclub.com).



*"You guys will agree that [Lavell Edwards] stadium is one of the prettiest settings of college football. This stadium is just unbelievable."*

— **KIRK HERBSTREIT,**  
ESPN College Football Analyst

## LAVELL EDWARDS STADIUM

**CAPACITY: 63,470**

**CONSTRUCTED: 1964 (COUGAR STADIUM)**

**EXPANDED: 1982 RENAMED: 2000**

**PLAYING SURFACE: NATURAL GRASS**

**ELEVATION: 4,338**

### PICTURE PERFECT

With its 63,470-seat capacity, video walls and immaculate press boxes, LaVell Edwards Stadium is home to legendary BYU football. Since its expansion in 1982, the stadium has consistently ranked among the nation's top 30 in attendance.

### THE FIELD

The field is covered with a sand-based natural turf capable of draining eight inches of rain per hour. The well-kept grass field is consistently deemed one of the best in the country.

### RENAMING

The stadium's name was changed from Cougar Stadium to LaVell Edwards Stadium, in honor of legendary Hall of Fame head coach LaVell Edwards, in a pregame ceremony on November 18, 2000, conducted by President Gordon B. Hinckley, president of The Church of Jesus Christ of Latter-day Saints. Edwards had previously announced he would retire following the 2000 season after 29 years at the helm.


### HISTORY/EXPANSION/SEATING CAPACITY

Cougar Stadium was originally built in 1964 with a seating capacity of 45,000, including the temporary bleachers in the end zone. As a result of increased seating demands, BYU made yet another renovation in 1982, adding stands to the north and south end zones, lowering the field eight feet and removing the track surrounding the field (which hosted the 1967 and 1975 NCAA Track and Field Championships). The stadium expansion increased the seating capacity to over 65,000.

The crowd of 64,253 that gathered for BYU's first game in the expanded stadium on September 25, 1982 was reportedly "the largest gathering ever in Utah history" at the time. In 2003, BYU added a luxury "Club Seating" area to the east stands taking the capacity of Edwards Stadium down to 64,045. In 2010 and 2011 BYU created additional wheelchair access inside the stadium, which reduced the capacity by 575 seats to 63,470.

### NEW VIDEO BOARDS, LED RIBBONS AND SOUND SYSTEM

In 2021, new video boards, LED ribbon boards and a new sound system were installed. The project was funded completely by Nu Skin, a longtime



partner and corporate sponsor of BYU Athletics. Both video boards at the north and south ends of the stadium were replaced. The old dimensions were 34 by 50 feet, the new dimensions of the south board will be 48 by 131 feet and the north board is 36 by 72 feet. New LED ribbon boards were also be installed on the north and south ends of the stadium to match the current ribbon board on the east side of the stadium. The north and south ribbon boards are now eight-foot ribbon boards. A new single point sound system replaced the old sound system in the north end zone, which significantly enhanced the audio experience for those in attendance.

### 2019 UPGRADES & IMPROVEMENTS

Structural sections at the four corners of the stadium were added for the 2019 season that connect the existing four independent stadium stands at the mezzanine level. The upgrades improve accessibility, safety and the overall patron experience at BYU football games, allowing fans to walk between stands without having to return to ground level and increasing the number of services and restrooms in the stadium with women's, men's and family-friendly facilities being added on the north and south mezzanine levels. In 2022, BYU added more corporate sponsorship areas and Club 22, a hosting area inside the stadium.

### WI-FI AND DAS

In 2018, BYU became the first college football program in the country to implement a full-stadium, high-density Wi-Fi offload solution used in many NFL stadiums. BYU partnered with Verizon Wireless and Extreme Networks to install new state-of-the-art Wi-Fi and distributed antenna system (DAS) in Edwards Stadium. The cutting-edge system provides BYU fans and vendors the ultimate large-venue mobile connectivity experience.

### GAME-DAY APP

With state-of-the-art mobile connectivity in place, BYU also introduced in 2018 a new game-day mobile app built specifically for the game-day experience at Edwards Stadium. The feature-rich application developed by Pesci Sports provides Cougar fans in Edwards Stadium a second-screen experience during games that includes real-time statistics, on-demand highlight videos, social media components, radio broadcast audio, food services, merchandise and much more. The app is available to download on both iPhone and Android phones.





\*Due to Covid-19 pandemic, spectators were only allowed to attend four home games which each had varying capacity limits. Many programs across the country did not allow any spectators or had limited access.

YEARLY LES ATTENDANCE (1987-2022)			
Year	Gm	Home	Home Avg.
2022	6	358,043	59,674
2021	6	369,882	61,647
2020*	4	15,488	3,862
2019	6	357,281	59,547
2018	6	314,855	52,476
2017	6	337,599	56,267
2016	6	351,413	58,569
2015	6	351,191	58,532
2014	6	342,842	57,141
2013	6	367,349	61,225
2012	6	366,965	61,161
2011	7	421,858	60,265
2010	6	368,283	61,380
2009	6	385,416	64,236
2008	6	384,613	64,102
2007	6	386,980	64,497
2006	6	363,146	60,524
2005	6	349,222	58,204
2004	6	350,849	58,475
2003	6	369,003	61,500
2002	6	373,055	62,176
2001	6	362,699	60,450
2000	6	363,711	60,619
1999	6	391,111	65,185
1998	6	376,210	62,702
1997	6	389,362	64,894
1996	7	440,576	62,939
1995	6	371,780	61,963
1994	6	364,913	60,819
1993	6	392,676	65,446
1992	6	390,476	65,079
1991	6	394,978	65,830
1990	6	396,011	66,002
1989	6	392,252	65,375
1988	6	386,774	64,462
1987	6	391,335	65,223

TOP 10 STADIUM CROWDS (AFTER 2003 STADIUM MODIFICATIONS)		
Date	Opponent	Attendance
Sept. 4, 2004	Notre Dame	65,251
Nov. 24, 2007	Utah	64,749
Oct. 24, 2009	TCU	64,641
Sept. 1, 2007	Arizona	64,525
Oct. 20, 2007	Eastern Washington	64,522
Sept. 22, 2007	Air Force	64,502
Nov. 22, 2003	Utah	64,486
Nov. 3, 2007	Colorado State	64,441
Nov. 19, 2005	Utah	64,312
Nov. 28, 2009	Utah	64,301

LAVELL EDWARDS STADIUM HOME RECORD (1964-2022)			
2022	4-2	1992	4-2
2021	5-1	1991	6-0
2020	7-0	1990	6-0
2019	4-2	1989	5-1
2018	3-3	1988	6-0
2017	2-4	1987	4-2
2016	5-1	1986	4-2
2015	6-0	1985	5-1
2014	4-2	1984	6-0
2013	5-1	1983	5-0
2012	5-1	1982	4-1
2011	6-1	1981	4-1
2010	5-1	1980	6-0
2009	4-2	1979	5-0
2008	6-0	1978	4-1
2007	6-0	1977	5-0
2006	6-0	1976	5-1
2005	3-3	1975	3-2
2004	3-3	1974	4-1
2003	1-5	1973	3-3
2002	4-2	1972	3-2
2001	6-0	1971	1-3
2000	4-2	1970	3-2
1999	4-2	1969	4-1
1998	6-0	1968	0-5
1997	4-2	1967	5-0
1996	7-0	1966	4-2
1995	4-2	1965	3-1
1994	4-2	1964	3-2
1993	3-3	<b>Total 256-83</b>	

TOP 5 STADIUM CROWDS (BEFORE 2003 STADIUM MODIFICATIONS)		
Date	Opponent	Attendance
Oct. 16, 1993	Notre Dame	66,247
Sept. 8, 1990	Miami	66,235
Nov. 17, 2001	Utah	66,149
Nov. 18, 1989	Utah	66,110
Nov. 11, 1989	Air Force	66,089

BEST AVERAGE ATTENDANCE IN THE WEST (2022)	
School	Attendance
1. USC	64,487
2. Washington	62,933
<b>3. BYU</b>	<b>59,674</b>
4. Oregon	54,950
5. Utah	52,057

BEST AVERAGE ATTENDANCE IN THE BIG 12 (2022)	
School	Attendance
1. Texas	100,242
2. Oklahoma	83,835
<b>3. BYU</b>	<b>59,674</b>
4. Iowa State	57,344
5. Texas Tech	57,149
6. Oklahoma St.	54,735
7. Kansas St.	51,165
8. West Virginia	47,658
9. TCU	46,562
10. Baylor	45,463
11. Kansas	43,076
12. UCF	41,542
13. Cincinnati	38,451
14. Houston	24,793

## FOOTBALL FACILITIES



### EQUIPMENT AND LOCKER ROOMS

Unveiled in the spring of 2021, the newly renovated football locker room offers the football team and staff convenient access to the program's equipment room, athletic training facilities, strength and conditioning center, practice fields and meeting rooms.

Each locker offers a creative, personalized design while providing spacious storage compartments intended for football-specific equipment, pads and gear. A built-in ventilation system takes odor and moisture from each locker compartment and removes it from the locker room. The many amenities also include locking compartments, comfortable soft seats and built-in power and charging ports. The entire facility, including showers and bathrooms, were redone along with the addition of a new team haircutting area.



Other features of the renovations include a Nike gear display, BYU football history uniform displays, new shuffle board tables and televisions, and equipment pick-up lockers. The football staff locker and alumni locker areas within the facility were also renovated.

### TRAINING FACILITIES

BYU's training facilities include a newly renovated hydro therapy room with the one of the largest, state-of-the-art aquatic therapy treadmill in the west, along with two large hot and cold whirlpool therapy pools. BYU's HydroWorx 2000 series underwater treadmill allows up to four people at once with adjustable floor range up to 6 feet, resistance jets speeds up to 10 mph and running speeds up to 8.5 mph. BYU athletes can do full sprinting, unload their body weight for faster recoveries, and watch their body mechanics on monitors thanks to multiple underwater cameras from both front and lateral views. Doctor's offices are on site in the training facilities where bikes, treadmills and the latest equipment are also utilized as trainers and doctors assist and treat BYU athletes.



### STRENGTH AND CONDITIONING CENTER

The football team's Strength and Conditioning Center is conveniently located with easy access from the football locker room in the Student Athlete Building and to the team's practice fields. Most of the equipment was custom built by Free Motion and is sponsored by Icon Health and Fitness. With a new 2,500 square foot addition completed for the 2017 season, the facility features 20 full power racks with platforms as well as reverse hypers, Tomahawk spinning bikes and TVs, Nordic Track incline trainers, Versaclimbers, Scifit upper body bikes, Woodway force treadmills, H/P Cosmos treadmills with Pneu Weight devices, vibratory boards, a step mill, dumbbell areas and a medicine ball wall. For 2023, a second-floor overlook adds more equipment and space to the center.



### BUILT FOR LIFE STUDENT-ATHLETE CENTER

The Built For Life Student-Athlete Center, undergoing a remodel for the 2023-24 season, is a comprehensive support area for student-athletes. Services include academic advisors, learning specialists, tutors, mentors, a financial aid counselor, a student wellness and career advisor, multicultural counselor, a sport performance psychologist, and a mental health psychologist. The purpose of the center is to provide comprehensive support for overall wellbeing of each student-athlete with the purpose of helping them achieve their academic, athletic and career goals. The center also acts as a liaison with Campus Housing and BYU Admission Services regarding housing and initial BYU application questions.



### LEGENDS GRILLE

Fans, coaches and athletes can view TV screens, a ticker tape with world wide sports scores or view specialty events on a projection screen while catching a bite to eat.

### INDOOR PRACTICE FACILITY

The IPF is 106,000 square feet and had new turf put in during the summer of 2017. The building has retractable goalposts, a sideline staging facility for offensive linemen and serves as a practice facility for football in all forms of weather. The indoor surface is brand new field turf and the building features four video platforms located 40 feet above the playing surface. The IPF also serves as an indoor practice area for soccer, golf, baseball and softball teams and a variety of other sports programs, including extramurals and intramurals.



OPPONENT	GENERAL INFO	TEAM INFO	2023 SCHEDULE
----------	--------------	-----------	---------------



**SATURDAY, SEPT. 2  
SAM HOUSTON  
BEARKATS**

LaVell Edwards Stadium  
(63,470)

Established: 1879  
Location: Huntsville, Texas  
Enrollment: 20,477  
President: Dr. Alisa White  
Athletic Director: Bobby Williams  
Stadium/Capacity: Bowers Stadium/  
(12,593)  
School Colors: Orange & White  
Nickname: Bearkats  
Conference: Conference USA

Head Coach: K.C. Keeler  
Record at Sam Houston: 85-27  
(Entering 10th year)  
Overall Record: 259-100-1  
(Entering 30th year)  
2022 Record: 5-4  
Conference Record/Finish: N/A  
All-time record: 563-477-35  
Series vs. BYU: First meeting

9/2 at BYU  
9/9 vs. Air Force  
9/23 at Houston  
9/28 Jacksonville State  
10/5 at Liberty  
10/11 at New Mexico St.  
10/18 FIU  
10/25 UTEP  
11/4 Kennesaw State  
11/11 at Louisiana Tech  
11/18 at WKU  
11/25 Middle Tennessee

CONTACT: Cody Stark, Media Coordinator, (936) 294-2692, cstark@shsu.edu

[gobearkats.com](http://gobearkats.com)



**SATURDAY, SEPT. 9  
SOUTHERN UTAH  
THUNDERBIRDS**

LaVell Edwards Stadium  
(63,470)

Established: 1897  
Location: Cedar City, Utah  
Enrollment: 13,611  
President: Mindy Benson  
Athletic Director: Todd Brown  
Stadium/Capacity: Eccles Coliseum  
School Colors: Red, White & Black  
Nickname: Thunderbirds  
Conference: WAC

Head Coach: Delane Fitzgerald  
(Entering 14th year)  
Record at SUU: 5-6  
(Entering 2nd year)  
Overall Record: 91-54  
2022 Record: 5-6  
Conference Record/Finish: 2-3  
All-time record: 380-449-19  
Series vs. BYU: BYU leads 1-0

8/31 at Arizona State  
9/9 at BYU  
9/16 at UC Davis  
9/23 Western Illinois  
9/30 Central Arkansas  
10/7 at Tarleton State  
10/21 Austin Peay  
10/28 Abilene Christian  
11/4 Lincoln  
11/11 at Stephen F. Austin  
11/18 at Utah Tech

CONTACT: Regan Hunsaker, Assistant AD Sports Info & Comms, (435) 299-9693, reganhunsaker@suu.edu

[suutbirds.com](http://suutbirds.com)



**SATURDAY, SEPT. 16  
at ARKANSAS  
RAZORBACKS**

Donald W. Reynolds Stadium  
(76,000)

Established: 1871  
Location: Fayetteville, Arkansas  
Enrollment: 29,608  
President: Dr. Charles Robinson  
Athletic Director: Hunter Yurachek  
Stadium/Capacity: Donald W. Reynolds  
Razorback Stadium/76,000  
School Colors: Cardinal and White  
Nickname: Razorbacks  
Conference: Southeastern

Head Coach: Sam Pittman (Entering  
4th year)  
Record at Arkansas: 19-17  
Overall Record: 30-26-1  
2022 Record: 7-6  
Conference Record/Finish: 3-5  
(5th in SEC West)  
All-time record: 736-531-40  
Series vs. BYU: Arkansas leads 1-0

9/2 Western Carolina  
9/9 Kent State  
9/16 BYU  
9/23 at LSU  
9/30 vs. Texas A&M  
10/7 at Ole Miss  
10/14 at Alabama  
10/21 Mississippi State  
11/4 at Florida  
11/11 Auburn  
11/18 FIU  
11/25 Missouri

CONTACT: Kyle Parkinson, Associate AD for Comms, (479) 575-2752, kparkin@uark.edu

[arkansasrazorbacks.com](http://arkansasrazorbacks.com)



**SATURDAY, SEPT. 23  
at KANSAS  
JAYHAWKS**

David Booth Kansas  
Memorial Stadium (47,233)

Established: 1866  
Location: Lawrence, Kansas  
Enrollment: 27,685  
President: Douglas A. Gilrod  
Athletic Director: Travis Goff  
Stadium/Capacity: David Booth Kansas  
Memorial Stadium/47,233  
School Colors: Crimson and Blue  
Nickname: Jayhawks  
Conference: Big 12

Head Coach: Lance Leipold  
Record at Kansas: 8-17  
Overall Record: 154-56  
2022 Record: 6-7  
Conference Record/Finish: 3-6/7th in  
Big 12  
All-time record: 566-675-58  
Series vs. BYU: Kansas leads 1-0

8/31 Missouri State  
9/9 Illinois  
9/16 at Nevada  
9/23 BYU  
9/30 at Texas  
10/7 UCF  
10/14 at Oklahoma State  
10/28 Oklahoma  
11/4 at Iowa State  
11/11 Texas Tech  
11/18 Kansas State  
11/25 at Cincinnati

CONTACT: Andy Eisch, Director of Football Communications, (785) 330-3698, aeisch@ku.edu

[kuathletics.com](http://kuathletics.com)

OPPONENT	GENERAL INFO	TEAM INFO	2023 SCHEDULE	
----------	--------------	-----------	---------------	--



**FRIDAY, SEPT. 29  
CINCINNATI  
BEARCATS**

LaVell Edwards Stadium  
(63,470)

Established: 1819  
Location: Cincinnati, Ohio  
Enrollment: 48,300  
President: Neville G. Pinto  
Athletic Director: John Cunningham  
Stadium/Capacity: Nippert Stadium/38,088  
School Colors: Red and Black  
Nickname: Bearcats  
Conference: Big 12

Head Coach: Scott Satterfield  
Record at Cincinnati: First Year  
Overall Record: 76-48  
(Entering 11th year)  
2022 Record: 9-4  
Conference Record/Finish: 6-2 (3rd in AAC)  
All-time record: 659-599-50  
Series vs. BYU: BYU leads 2-0

9/2	Eastern Kentucky
9/9	at Pitt
9/16	Miami (Ohio)
9/23	Oklahoma
9/29	at BYU
10/14	Iowa State
10/21	Baylor
10/28	at Oklahoma State
11/4	UCF
11/11	at Houston
11/18	at West Virginia
11/25	Kansas

CONTACT: Zach Stipe, Associate AD, Comms & Strategic Brand Engagement, [stipezd@ucemail.uc.edu](mailto:stipezd@ucemail.uc.edu)

[gobearcats.com](http://gobearcats.com)



**SATURDAY, OCT. 14  
at TCU  
HORNED FROGS**

Amon G. Carter Stadium  
(45,000)

Established: 1873  
Location: Fort Worth, Texas  
Enrollment: 12,273  
President: Victor Boschini  
Athletic Director: Jeremiah Donati  
Stadium/Capacity: Amon G. Carter Stadium /45,000  
School Colors: Purple and White  
Nickname: Horned Frogs  
Conference: Big 12

Head Coach: Sonny Dykes  
Record at TCU: 13-2  
(Entering second year)  
Overall Record: 84-65  
(Entering 13th year)  
2022 Record: 13-2  
Conference Record/Finish: 9-0/  
lost Big 12 Championship game  
All-time record: 674-560-57  
Series vs. BYU: TCU leads 5-6

9/2	Colorado
9/9	Nicholls
9/16	at Houston
9/23	SMU
9/30	West Virginia
10/7	at Iowa State
10/14	BYU
10/21	at Kansas State
11/2	at Texas Tech
11/11	Texas
11/18	Baylor
11/25	at Oklahoma

CONTACT: Mark Cohen, Associate AD/Communications, (817) 343-2017, [m.cohen@tcu.edu](mailto:m.cohen@tcu.edu)

[gofrogs.com](http://gofrogs.com)



**SATURDAY, OCT. 21  
TEXAS TECH  
RED RAIDERS**

LaVell Edwards Stadium  
(63,470)

Established: 1923  
Location: Lubbock, Texas  
Enrollment: 40,666  
President: Dr. Lawrence Schovanec  
Athletic Director: Kirby Hocutt  
Stadium/Capacity: Jones AT&T Stadium  
School Colors: Scarlet and Black  
Nickname: Red Raiders  
Conference: Big 12

Head Coach: Joey McGuire  
Record at Texas Tech: 8-5  
(Entering 2nd year)  
Overall Record: 8-5  
(Entering 2nd year)  
2022 Record: 8-5  
Conference Record/Finish: 5-4 (4th in Big 12)  
All-time record: 588-475-32  
Series vs. BYU: Texas Tech leads 1-0

9/2	at Wyoming
9/9	Oregon
9/16	Tarleton State
9/23	at West Virginia
9/30	Houston
10/7	at Baylor
10/14	Kansas State
10/21	at BYU
11/2	TCU
11/11	at Kansas
11/18	UCF
11/24	at Texas

CONTACT: Matt Dowdy, Assistant AD/Communications, (806) 834-4529, [matthew.dowdy@ttu.edu](mailto:matthew.dowdy@ttu.edu)

[texastech.com](http://texastech.com)



**SATURDAY, OCT. 28  
at TEXAS  
LONGHORNS**

Darrell K Royal-Texas Memorial Stadium (100,119)

Established: 1883  
Location: Austin, Texas  
Enrollment: 51,991  
President: Jay Hartzell  
Athletic Director: Chris Del Conte  
Stadium/Capacity: Darrell K Royal-Texas Memorial Stadium (100,119)  
School Colors: Burnt Orange and White  
Nickname: Longhorns  
Conference: Big 12

Head Coach: Steve Sarkisian  
Record at Texas: 13-12  
(Entering 3rd year)  
Overall Record: 59-47  
(Entering 10th year)  
2022 Record: 8-5  
Conference Record/Finish: 6-3  
(Finish 3rd in Big 12)  
All-time record: 936-390-33

9/2	Rice
9/9	at Alabama
9/16	Wyoming
9/23	at Baylor
9/30	Kansas
10/7	vs. Oklahoma
10/21	at Houston
10/28	BYU
11/4	Kansas State
11/11	at TCU
11/18	at Iowa State
11/24	Texas Tech

CONTACT: John Bianco, Senior Associate AD for Comms, (512) 471-1346, [john.bianco@athletics.utexas.edu](mailto:john.bianco@athletics.utexas.edu) [texassports.com](http://texassports.com)



OPPONENT	GENERAL INFO	TEAM INFO	2023 SCHEDULE
----------	--------------	-----------	---------------



**SATURDAY, NOV. 4  
at WEST VIRGINIA  
MOUNTAINEERS**

Milan Puskar Stadium (60,000)

Established: 1867  
Location: Morgantown, W. Va.  
Enrollment: 28,000  
President: Dr. E. Gordon Gee  
Athletic Director: Shane Lyons  
Stadium/Capacity: Milan Puskar Stadium/60,000  
School Colors: Gold and Blue  
Nickname: Mountaineers  
Conference: Big 12

Head Coach: Neal Brown  
Record at WVU: 22-25  
(Entering 5th year)  
Overall Record: 57-41  
(Entering 9th year)  
2022 Record: 5-7  
Conference Record/Finish: 5-7  
(9th in Big 12)  
All-time record: 772-522-45  
Series vs. BYU: West Virginia leads 1-0

9/2	at Penn State
9/9	Duquesne
9/16	Pitt
9/23	Texas Tech
9/30	at TCU
10/12	at Houston
10/21	Oklahoma State
10/28	at UCF
11/4	BYU
11/11	at Oklahoma
11/18	Cincinnati
11/25	at Baylor

CONTACT: Mike Montoro, Assistant AD/Football Communications, (304) 293-2821, mike.montoro@mail.wvu.edu

[wvusports.com](http://wvusports.com)



**SATURDAY, NOV. 11  
IOWA STATE  
CYCLONES**

LaVell Edwards Stadium  
(63,470)

Established: 1858  
Location: Ames, Iowa  
Enrollment: 30,708  
President: Dr. Wendy Wintersteen  
Athletic Director: Jamie Pollard  
Stadium/Capacity: Jack Trice Stadium/61,600  
School Colors: Cardinal and Gold  
Nickname: Cyclones  
Conference: Big 12

Head Coach: Matt Campbell  
Record at Iowa State: 46-42  
(Entering 7th year)  
Overall Record: 81-57  
(Entering 10th year)  
2022 Record: 4-8  
Conference Record/Finish: 1-8  
(10th in Big 12)  
All-time record: 559-672-46  
Series vs. BYU: Iowa State leads 4-0

9/2	Northern Iowa
9/9	Iowa
9/16	at Ohio
9/23	Oklahoma State
9/30	at Oklahoma
10/7	TCU
10/14	at Cincinnati
10/28	at Baylor
11/4	Kansas
11/11	at BYU
11/18	Texas Tech
11/25	at Kansas State

CONTACT: Matt Shoultz, Assistant AD/Communications, (515) 294-1393, mshoultz@iastate.edu

[cyclones.com](http://cyclones.com)



**SATURDAY, NOV. 18  
OKLAHOMA  
SOONERS**

LaVell Edwards Stadium  
(63,470)

Established: 1890  
Location: Norman, Oklahoma  
Enrollment: 31,255  
President: Joseph Harroz, Jr.  
Athletic Director: Joe Castiglione  
Stadium/Capacity: Gaylor Family-Oklahoma Memorial Stadium/80,126  
School Colors: Crimson and Cream  
Nickname: Sooners  
Conference: Big 12

Head Coach: Brent Venables  
Record at Oklahoma: 6-7  
(Entering 2nd year)  
Overall Record: 6-7  
(Entering 2nd year)  
2022 Record: 6-7  
Conference Record/Finish: 3-6  
(8th in Big 12)  
All-time record: 934-338-53  
Series vs. BYU: BYU leads 2-0

9/2	Arkansas State
9/9	SMU
9/16	at Tulsa
9/23	at Cincinnati
9/30	Iowa State
10/7	vs. Texas
10/21	UCF
10/28	at Kansas
11/4	at Oklahoma State
11/11	West Virginia
11/18	at BYU
11/24	TCU

CONTACT: Mike Houck, Associate AD/Strategic Communications, (405) 325-8277, mhouck@ou.edu

[soonersports.com](http://soonersports.com)



**SATURDAY, NOV. 25  
at OKLAHOMA STATE  
COWBOYS**

Boone Pickens Stadium  
(55,509)

Established: 1890  
Location: Stillwater, Oklahoma  
Enrollment: 32,706  
President: Dr. Kayse Shrum  
Athletic Director: Chad Weiberg  
Stadium/Capacity: Boone Pickens Stadium/55,509  
School Colors: Orange and Black  
Nickname: Cowboys  
Conference: Big 12

Head Coach: Mike Gundy  
Record at Oklahoma State: 156-75  
(Entering 18th year)  
Overall Record: 156-75  
(Entering 2nd year)  
2022 Record: 7-6  
Conference Record/Finish: 4-5  
(5th in Big 12)  
All-time record: 647-574-49  
Series vs. BYU: Oklahoma State leads 2-0

9/2	Central Arkansas
9/9	at Arizona State
9/16	South Alabama
9/23	at Iowa State
10/6	Kansas State
10/14	Kansas
10/21	at West Virginia
10/28	Cincinnati
11/4	Oklahoma
11/11	at UCF
11/18	at Houston
11/25	BYU

CONTACT: Kevin Klintworth, Senior Associate AD, Comms, (405) 744-6832, kevin.klintworth@okstate.edu

[okstate.com](http://okstate.com)



OPPONENT	WON	LOST	TIE	FIRST	LAST
Air Force Academy	24	7	0	1956	2010
Alabama	0	1	0	1998	1998
Arizona	12	12	1	1936	2021
Arizona State	8	20	0	1935	2021
<b>Arkansas</b>	<b>0</b>	<b>1</b>	<b>0</b>	<b>2022</b>	<b>2022</b>
Arkansas State	1	0	0	1996	1996
Baylor	2	2	0	1983	2022
Boise State	5	8	0	2003	2022
Boston College	1	2	0	1985	2006
Bowling Green	1	1	0	1975	1983
California	3	2	0	1999	2018
California-Davis	2	2	1	1926	1937
Cal Poly	1	0	0	1960	1960
<b>Cincinnati</b>	<b>2</b>	<b>0</b>	<b>0</b>	<b>2015</b>	<b>2016</b>
Coastal Carolina	0	1	0	2020	2020
Colorado College	4	3	0	1923	1936
Colorado	3	8	1	1923	1988
Colorado Mines	1	1	1	1922	1927
Colorado State	39	27	3	1922	2010
Colo. St. Teachers	6	3	1	1923	1937
Connecticut	2	0	0	2014	2015
Denver	7	15	0	1933	1960
East Carolina	1	2	0	2015	2022
Eastern Illinois	1	0	0	2005	2005
Eastern Washington	1	0	0	2007	2007
Florida State	0	4	0	1991	2010
Fort Douglas	0	1	0	1942	1942
Fort Hood	1	0	0	1950	1950
Fresno State	5	6	0	1956	2017
George Washington	0	2	0	1962	1963
Georgia	0	1	0	1982	1982
Georgia Southern	1	0	0	2021	2021
Georgia Tech	3	1	0	2002	2013
Hawaii	23	8	0	1930	2018
Houston	3	0	0	2013	2014
Idaho, College of	1	0	1	1928	1930
Idaho	3	2	0	1953	2012
Idaho State	7	0	0	1932	2021
Indiana	0	1	0	1979	1979
Iowa	0	0	1	1991	1991
<b>Iowa State</b>	<b>0</b>	<b>4</b>	<b>0</b>	<b>1968</b>	<b>1974</b>
<b>Kansas</b>	<b>0</b>	<b>1</b>	<b>0</b>	<b>1992</b>	<b>1992</b>
Kansas State	4	4	0	1957	1997
Liberty	1	1	0	2019	2022
Long Beach State	5	0	0	1972	1981
Los Angeles State	1	0	0	1955	1955
Louisiana State	0	1	0	2017	2017
Louisiana Tech	1	0	0	2020	2020
Louisville	0	1	0	2001	2001
Marshall	0	1	0	1999	1999
McNeese State	1	0	0	2018	2018
Miami	1	1	0	1988	1990
Michigan	1	1	0	1984	2015
Michigan State	1	0	0	2016	2016
Middle Tennessee	2	0	0	2013	2014
Mississippi State	2	2	0	2000	2017
Missouri	1	1	0	1983	2015
Montana	12	4	0	1937	1963
Montana State	8	7	0	1923	1947
Mt. St. Charles (Carroll)	0	0	1	1930	1930
Murray State	1	0	0	1998	1998
Navy	2	1	0	1978	2020
Nebraska	1	0	0	2015	2015
New Mexico	45	14	1	1951	2010
New Mexico State	3	0	0	2011	2018
Nevada	5	3	2	1929	2014
North Alabama	1	0	0	2020	2020
North Texas	3	2	0	1958	1980
Northeast Louisiana	1	0	0	1994	1994
Northern Arizona	2	0	0	1938	1939

OPPONENT	WON	LOST	TIE	FIRST	LAST
Northern Illinois	0	1	0	2018	2018
Northern Iowa	1	0	0	2008	2008
Notre Dame	2	7	0	1992	2022
Occidental	2	0	0	1932	1934
Ohio State	0	3	0	1982	1993
<b>Oklahoma</b>	<b>2</b>	<b>0</b>	<b>0</b>	<b>1994</b>	<b>2009</b>
<b>Oklahoma State</b>	<b>0</b>	<b>2</b>	<b>0</b>	<b>1974</b>	<b>1976</b>
Ole Miss	1	0	0	2011	2011
Oregon	3	4	0	1964	2022
Oregon State	5	6	0	1955	2012
Pacific	2	3	0	1958	1966
Pacific Fleet	0	2	0	1948	1949
Penn State	1	2	0	1989	1992
Pepperdine	3	1	0	1948	1951
Pittsburgh	1	1	0	1984	1987
Portland	0	2	0	1937	1938
Portland State	1	0	0	2017	2017
Regis	1	0	0	1930	1930
Rice	1	1	0	1996	1997
<b>Sam Houston State</b>				<b>First Meeting</b>	
San Diego State	29	8	1	1947	2020
San Diego NAS	1	0	0	1952	1952
San Francisco	0	2	0	1931	1941
San Jose State	8	10	0	1946	2017
Savannah State	1	0	0	2014	2014
South Dakota	1	0	0	1932	1932
South Florida	2	1	0	2019	2022
Southern Methodist	3	0	0	1980	1997
Southern Mississippi	1	1	0	1975	1976
<b>Southern Utah</b>	<b>1</b>	<b>0</b>	<b>0</b>	<b>2016</b>	<b>2016</b>
Stanford	1	2	0	2003	2022
Syracuse	1	1	0	2000	2002
Temple	2	0	0	1985	1986
<b>Texas</b>	<b>4</b>	<b>1</b>	<b>0</b>	<b>1987</b>	<b>2014</b>
Texas A&M	2	1	0	1979	1996
<b>TCU</b>	<b>5</b>	<b>6</b>	<b>0</b>	<b>1987</b>	<b>2011</b>
Tennessee	1	0	0	2019	2019
Texas-San Antonio	1	0	0	2020	2020
Texas State	1	0	0	2020	2020
<b>Texas Tech</b>	<b>0</b>	<b>1</b>	<b>0</b>	<b>1940</b>	<b>1940</b>
Toledo	1	1	0	2016	2019
Troy	1	0	0	2020	2020
Tulane	2	1	0	1998	2009
Tulsa	6	1	0	1971	2007
UAY All-Stars	1	0	0	1931	1931
UCF	2	1	0	2011	2020
UCLA	3	9	0	1983	2016
UMass	3	1	0	2016	2019
UNLV	17	3	0	1978	2017
U.S. Marines	0	1	0	1933	1933
USC	2	2	0	2003	2021
UNLV	16	3	0	1978	2014
UTEP	29	7	1	1946	2010
Utah	32	59	4	1922	2021
Utah State	51	37	3	1922	2022
Utah Tech	1	0	0	2022	2022
Virginia	3	3	0	1987	2021
Wagner	1	0	0	2015	2015
Washington	4	7	0	1985	2019
Washington State	4	1	0	1981	2021
Weber State	3	0	0	1973	2012
West Texas State	0	1	0	1961	1961
<b>West Virginia</b>	<b>0</b>	<b>1</b>	<b>0</b>	<b>2016</b>	<b>2016</b>
Western Kentucky	1	0	0	2020	2020
Western Michigan	4	2	0	1962	2018
Western State	20	0	0	1923	1951
Wichita State	0	1	0	1956	1956
Wisconsin	2	2	0	1980	2018
Wyoming	46	30	3	1922	2022
<b>OVERALL</b>	<b>611</b>	<b>436</b>	<b>26</b>	<b>1922</b>	<b>2022</b>

2023 OPPONENTS IN BOLD



# BIG 12 COMPOSITE SCHEDULE

**THURSDAY, AUGUST 31**

Missouri State at Kansas  
Kent State at UCF

**SATURDAY, SEPTEMBER 2**

Arkansas State at Oklahoma  
Central Arkansas at Oklahoma State  
Colorado at TCU  
Eastern Kentucky at Cincinnati  
Northern Iowa at Iowa State  
Rice at Texas  
Sam Houston at BYU  
Southeast Missouri at Kansas State  
Texas State at Baylor  
Texas Tech at Wyoming  
UTSA at Houston  
West Virginia at Penn State

**SATURDAY, SEPTEMBER 9**

Cincinnati at Pitt  
Duquesne at West Virginia  
Houston at Rice  
Illinois at Kansas  
Iowa at Iowa State  
Nicholls at TCU  
Oklahoma State at Arizona State  
Oregon at Texas Tech  
SMU at Oklahoma  
Texas at Alabama  
Troy at Kansas State  
UCF at Boise State  
Utah at Baylor  
Southern Utah at BYU

**SATURDAY, SEPTEMBER 16**

Iowa State at Ohio  
Kansas at Nevada  
Kansas State at Missouri  
Miami (Ohio) at Cincinnati  
Oklahoma at Tulsa  
Pitt at West Virginia  
South Alabama at Oklahoma State  
Tarleton State at Texas Tech  
Villanova at UCF  
Wyoming at Texas  
BYU at Arkansas  
LIU at Baylor  
TCU at Houston

**SATURDAY, SEPTEMBER 23**

Sam Houston at Houston  
SMU at TCU  
BYU at Kansas  
Oklahoma at Cincinnati  
Oklahoma State at Iowa State  
Texas at Baylor  
Texas Tech at West Virginia  
UCF at Kansas State

**FRIDAY, SEPTEMBER 29**

Cincinnati at BYU

**SATURDAY, SEPTEMBER 30**

Baylor at UCF  
Houston at Texas Tech  
Iowa State at Oklahoma  
Kansas at Texas  
West Virginia at TCU

**FRIDAY, OCTOBER 6**

Kansas State at Oklahoma State

**SATURDAY, OCTOBER 7**

Oklahoma vs. Texas (in Dallas, TX)  
TCU at Iowa State  
Texas Tech at Baylor  
UCF at Kansas

**THURSDAY, OCTOBER 12**

West Virginia at Houston

**SATURDAY, OCTOBER 14**

BYU at TCU  
Iowa at Cincinnati  
Kansas at Oklahoma State  
Kansas State at Texas Tech

**SATURDAY, OCTOBER 21**

Baylor at Cincinnati  
Oklahoma State at West Virginia  
TCU at Kansas State  
Texas at Houston  
Texas Tech at BYU  
UCF at Oklahoma

**SATURDAY, OCTOBER 28**

BYU at Texas  
Cincinnati at Oklahoma State  
Houston at Kansas State  
Iowa State at Baylor  
Oklahoma at Kansas  
West Virginia at UCF

**THURSDAY, NOVEMBER 2**

TCU at Texas Tech

**SATURDAY, NOVEMBER 4**

BYU at West Virginia  
Houston at Baylor  
Kansas at Iowa State  
Kansas State at Texas  
Oklahoma at Oklahoma State  
UCF at Cincinnati

**SATURDAY, NOVEMBER 11**

Baylor at Kansas State  
Cincinnati at Houston  
Iowa State at BYU  
Oklahoma State at UCF  
Texas at TCU  
Texas Tech at Kansas  
West Virginia at Oklahoma

**SATURDAY, NOVEMBER 18**

Baylor at TCU  
Cincinnati at West Virginia  
Kansas State at Kansas  
Oklahoma at BYU  
Oklahoma State at Houston  
Texas at Iowa State  
UCF at Texas Tech

**FRIDAY, NOVEMBER 24**

TCU at Oklahoma  
Texas Tech at Texas

**SATURDAY, NOVEMBER 25**

BYU at Oklahoma State  
Houston at UCF  
Iowa State at Kansas State  
Kansas at Cincinnati  
West Virginia at Baylor

# BYU FOOTBALL: 2022 SEASON REVIEW

Playing a schedule that included a school-record 10 bowl-bound teams, BYU football overcame strong competition and midseason adversity to navigate an 8-5 record culminated in being crowned champions of the 2022 New Mexico Bowl.

The final season of the 12-year Independence era (2011-22) provided fans numerous highlights as the Cougars took on their schedule full of winning programs. BYU achieved Power 5 wins over 2021 Big 12 Conference champion Baylor and Stanford of the Pac-12 Conference as well as victories over reigning Mountain West champion Utah State and regional rival Boise State before defeating the high-scoring SMU Mustangs of the American Conference in the New Mexico Bowl.

Among the highlights, BYU picked up its first top-10 home victory since defeating No. 1 Miami in 1990 when the Cougars triumphed over No. 9 Baylor in a thrilling 26-20 double-overtime victory in the rocking environment of a sold-out fall Saturday night in LaVell Edwards Stadium.

The season also marked the 50-year anniversary since the namesake of the stadium, Hall of Fame head coach LaVell Edwards, was hired to lead the BYU football program. In earning an 8-5 record, the Cougars achieved a winning season for the 43rd time since Edwards became head coach of the program in 1972. Only nine programs—Ohio State, Oklahoma, Alabama, Michigan, Penn State, Georgia, USC, Florida and Boise State—have produced more winning seasons in that timeframe. Prior to 1972, BYU had won just 173 games in 47 seasons. Since Edwards took the helm in 1972, BYU has won 438 games, which ranks No. 8 nationally.

## Farewell to Independence

The 2022 season marked the final campaign as an independent program before joining the Big 12 in 2023. BYU played 155 games as an independent, with a record of 99-56 (.639). BYU's 99 wins in the independence era (2011-2022) are more victories than Baylor, Iowa, Florida, Utah, Washington, Auburn and Texas among many others achieved in the same timeframe.

BYU faced more than 70 different teams from 36 different states, representing every FBS conference as well as Notre Dame and other fellow independent programs. BYU played 55 games against Power 5 conference opponents in that span, with 25 wins, including at least one against every Power 5 conference.

BYU traveled some 12,000 round-trip miles in 2022 in its final season as an independent. Playing a national schedule traveling coast to coast, the Cougars totaled more than 140,000 miles as an independent program over the past 12 seasons.

## Offense

In 2022 the Cougars were led by one of college football's best passers in Jaren Hall, ranking No. 12 in pass efficiency rating at 160.83 and No. 13 in passing touchdowns with 31 scoring strikes to only six interceptions. Hall also boasted three rushing touchdowns and one score as a receiver in 2022 to rank No. 13 in points responsible for per game (17.7) and No. 15 in total points responsible for overall (212). He ranked No. 19 in total offense nationally at 293.4 yards per game.

Hall totaled 3,171 passing yards and 350 yards on the ground to join some rare company at BYU. With his balanced overall production Hall became just the third BYU quarterback in school history, joining Steve Young and Brandon Doman, to throw for 3,000 yards and rush for 300 yards in the same season.

One of Hall's favorite targets was wide receiver Puka Nacua, who led the team with 10 total touchdowns (5 rushing, 5 receiving) and had 48 receptions and 625 yards while rushing the ball 25 times for 209 yards in

just nine games, missing several games due to injuries. Hall and Nacua both declared for the 2023 NFL Draft after the season.

Wide receiver Keanu Hill also became one of the most reliable options in the passing game, posting 36 receptions, 572 yards and a team-leading seven touchdown receptions. In addition to Nacua and Hill, BYU had four other players with at least 20 receptions on the season. Freshman All-America honorable mention wideout Kody Epps was second on the team with 39 grabs before a season-ending injury, while Brayden Cospser had 30 catches for 363 yards and freshman receiver Chase Roberts and sophomore tight end Isaac Rex both made 22 receptions. Epps and Rex both had six touchdown catches, one behind Hill.

The running game featured California Bears transfer Christopher Brooks with a team-leading 817 rushing yards and six touchdowns, while Hall, a dual-threat, was second on the team with 350 rushing yards, followed by senior Lopini Katoa with 332 and freshman Miles Davis with 225. The offensive line not only powered the run game but also ranked No. 1 (PFF, 92.0) in pass protection grades overall and ranked No. 10 in the NCAA statistics for the least sacks allowed at one per game on average. Led by 2022 All-American Blake Freeland, the offensive front was named College Football News All-Independent Offensive Line of the Year.

BYU's offense overall ranked No. 5 for the fewest turnovers on the season, turning the ball over only 10 times in 13 games. The Cougars averaged 31.3 points per game while totaling 426.3 yards per game, including 249.7 yards through the air and 176.6 yards on the ground.

## Defense

Sophomore linebacker Ben Bywater led the team in tackles for the second-straight season. He totaled 98 takedowns, with four tackles for loss and one sack, while joining fellow linebacker Max Tooley with a team-leading three interceptions. Both Bywater and Tooley returned a pick for a touchdown, with Bywater doing it in the bowl victory while Tooley scored on two of his three interceptions.

Defensive lineman Tyler Batty led the team with seven tackles for loss and four quarterback hurries while fellow lineman John Nelson added six tackles for loss and a team-high three sacks. Freshman All-America honorable mention safety Micah Harper came on strong after taking on a starting role during the season and finished second on the team with 62 tackles along with middle linebacker Keenan Pili. Corners Kaleb Hayes and Gabe Jeudy-Lally led the team with seven pass breakups while nickel back Jakob Robinson added five and an interception.

BYU's defense had 20 different players miss games during the season due to injuries. The number of injuries contributed to 23 different Cougars starting on the defensive side of the ball, while 47 defensive players recorded a stat during action in 2022. The BYU defense allowed 408.1 yards per game, including 234.3 passing yards and 173.8 rushing yards, while opponents averaged 29.5 points per game in 2022. The Cougars defense finished the year strong, allowing a season-low 53 rushing yards at Stanford and holding the high-powered SMU offense ranked No. 11 in total offense and No. 12 in points scored to its second-lowest production of the season.

## Special Teams

On special teams, BYU ranked No. 10 in the country in net punting with a 41.9 average. Punter Ryan Rehkow's talents were on display each of his 40 punts during the season as he consistently delivered in the field position game for the Cougars. His 46.2 yards per punt average would have ranked No. 5 nationally had he had enough punts to qualify for the minimums required for the official NCAA rankings. He placed 16 kicks inside the opponents' 20-yard line and booted 12 that traveled more than 50 yards, including a season-high 71-yarder.

Rehkov was named to the Associated Press All-Bowl team for averaging 58.8 yards per punt, including twice setting a New Mexico Bowl record with a 65-yarder followed later in the game with a 67-yarder. The BYU special teams captain was instrumental in flipping field position throughout the bowl game, with three punts over 60 yards and three downed inside the 20-yard line.

Meanwhile, kicker Jake Oldroyd finished his BYU career atop the school's record books. Oldroyd's field goal in the bowl game moved him to No. 1 in total points scored at BYU (336) passing Mitch Payne (334) for the top BYU scorer of all-time. Oldroyd finished the bowl with six total points, giving 338 for his career to establish the new record. His field goal in the bowl was also his 50th of his career, only Owen Pochman (61) and Matt Payne (54) had more. In his career, Oldroyd also finished No. 1 in all-time PAT percentage (.979) and set the school record for consecutive field goals made (16 between 2020 and 2021).

Return specialist Hobbs Nyberg was a bright spot all year. He averaged 12.77 yards per punt return, which was the No. 6 average in the country (though not officially listed by the NCAA being below the minimum number of returns to qualify).

### **Weekly Rewind**

Coming off back-to-back top-25 seasons under Kalani Sitake, the Cougars started strong in 2022 to solidify a place in the national polls with a 50-21 blowout win at South Florida in the opener to set up a top-25 matchup against Baylor in Provo the following week.

The Cougars and Bears put together one of the top games of the year, a slugfest going to double-overtime before BYU outlasted Baylor with a defensive stand to earn the win, 26-20.

BYU fell to nationally ranked Oregon at Autzen Stadium but responded with back-to-back wins over Wyoming and in-state foe Utah State the following weeks.

In a unique matchup in Las Vegas, the Cougars came up short to Notre Dame in annual Shamrock Series for the Irish. BYU's comeback effort ended in 28-20 defeat at Allegiant Stadium.

Injuries started to pile up for the Cougars over the next few weeks and BYU suffered three more consecutive defeats to Arkansas, Liberty and East Carolina, all bowl teams with two of the three running some of the most potent offenses in the country.

Trying to snap a four-game losing streak, the daunting task of taking on a good Boise State team on the blue turf was just what the Cougars needed. BYU put together one of its most complete games of the year, beating the Broncos 31-28 in Boise.

BYU's biggest stars showed up in back-and-forth game against the Broncos, with Hall producing 377 passing yards and four total touchdowns while Nacua amassed 14 receptions, 157 yards and two touchdowns, including the game-winner, a toe-tapping acrobatic grab on fourth down in the corner of the end zone with 1:46 to go in the game. The Cougar defense held, and BYU came away with another signature win to get back on track.

The win was the spark to finish the regular season with three-straight victories, including a road win over Stanford to close the year and setup BYU's matchup with the SMU Mustangs in the 2022 New Mexico Bowl.

The bowl was the second time the Cougars and Mustangs have met in a bowl matchup. The first contest between the two schools took place at the 1980 Holiday Bowl, when BYU completed one of the greatest comebacks

in college football history by scoring 21 points over the final 2:33 of the game to beat the Mustangs 46-45.

Like the first time the two schools met in a bowl game, the 2022 New Mexico Bowl provided an exciting finish to the season. The BYU defense made the plays it needed all night against SMU and sealed the Cougars' 24-23 win with a game-saving stop on a 2-point try from SMU by cornerback Jakob Robinson with only eight seconds remaining.

BYU scored two unanswered touchdowns to go up 24-10 in the third quarter before SMU came back in the fourth with two touchdowns of its own, including a 12-yard touchdown pass with eight seconds to play to set up Robinson's heroics.

BYU earned its 17th bowl bid in the past 18 seasons in 2022. After hits bowl win, the Cougars finished the year receiving votes in the coaches poll and were ranked during five weeks of the season overall, including a ranking as high as No. 12 after the win over Baylor.

### **Recognizing Outstanding Play**

In addition to the wins and losses on the field, BYU players and coaches were recognized for their achievements and talents throughout the year with nearly three dozen players receiving combined more than 140 different awards and honors.

Offensive lineman Blake Freeland earned All-America honors for the second straight year from his left tackle position protecting quarterback Jaren Hall, who received more than a dozen different accolades in 2022. Freeland has received post-season All-America honors in 2022 from The Associated Press, Pro Football Focus and Phil Steele.

Freeland's counterpart at right tackle, Kingsley Suamataia, also earned All-America recognition, being named to the College Football News Freshman All-America Second Team in 2022. Two others, wide receiver Kody Epps and safety Micah Harper, also received CFN Freshman All-America honorable mention.

Eleven members of the team were named to the 2022 Phil Steele Independent All-Conference Teams for offense, defense and special teams.

Five BYU offensive standouts were named Independent All-Conference First Team, including Freeland on the offensive line, quarterback Jaren Hall, tight end Isaac Rex, running back Chris Brooks and wide receiver Puka Nacua. Three additional Cougars were named to the second team, including wide receiver Kody Epps, offensive left guard Clark Barrington and offensive right tackle Kingsley Suamataia.

On defense, linebacker Ben Bywater and safety Micah Harper were named to the Phil Steele Independent All-Conference Second Team, while Ryan Rehkov was named the All-Independent First Team punter.

Rex was named to the Phil Steele Independent All-Conference First Team for the third time, having previously been honored in 2020 and 2021. Hall, Nacua, Freeland, Barrington and Rehkov were also repeat selections, having been named to one of the Phil Steele Independent All-Conference Teams in 2021.

Eight BYU football student-athletes earned 2022 Academic All-District by the College Sports Communicators for their excellence in the classroom in addition to the football field. Representing the Cougars on the Academic All-District Team were three repeat honorees—Ben Bywater, Ryan Rehkov, and Keenan Pili—joined by teammates Clark Barrington, Christopher Brooks, Talmage Gunther, Connor Pay and Gabe Summers. Bywater and Rehkov were both recognized as All-District last season, while Pili previously achieved the honor during the 2020 season.

25 **BYU**      28      10      9      3      **50**  
USF      0      7      14      0      **21**  
**9.3.2022 • TAMPA, FLORIDA • RAYMOND JAMES STADIUM (31,521) • ESPN**



SCORING SUMMARY				BYU	USF
<b>FIRST QUARTER</b>					
BYU	TD	14:49	Nacua,Puka 75 YdRUSH(Oldroyd,Jacob Good)	7	0
BYU	TD	08:44	Nacua,Puka 5 YdRUSH(Oldroyd,Jacob Good)	14	0
BYU	TD	07:58	Tooley,Max 33 YdINTby Bohanon,Gerry(Oldroyd,Jacob Good)	21	0
BYU	TD	04:00	Hill,Keanu 21 YdPASSby Hall,Jaren(Oldroyd,Jacob Good)	28	0
<b>SECOND QUARTER</b>					
BYU	TD	07:19	Holker,Dallin 13 YdPASSby Hall,Jaren(Oldroyd,Jacob Good)	35	0
BYU	FG	02:11	Oldroyd,Jacob 39 YdFIELD GOAL	38	0
USF	TD	00:14	Mangham,Jaren 1 YdRUSH(Shrader,Spencer Good)	38	7
<b>THIRD QUARTER</b>					
USF	TD	14:44	Horn Jr.,Jimmy 89 YdKO(Shrader,Spencer Good)	38	14
BYU	SAF	07:39	0 Yd	40	14
BYU	TD	05:32	Brooks,Christopher 52 YdRUSH(Oldroyd,Jacob Good)	47	14
USF	TD	02:23	Battie,Brian 9 YdRUSH(Shrader,Spencer Good)	47	21
<b>FOURTH QUARTER</b>					
BYU	FG	10:29	Oldroyd,Jacob 37 YdFIELD GOAL	50	21

TEAM STAT COMPARISON	BYU	USF
1st Downs	27	12
- Rushing	12	6
- Passing	15	6
- Penalty	0	0
Rushing	314	121
- Attempt	37	26
- Gain	329	121
- Loss	15	0
- TDs Rushing	3	2
Passing	261	172
- Attempts	32	30
- Completions	25	17
- Interceptions	1	1
- TDs Passing	2	0
Total Offensive Plays	69	56
Total Net Yards	575	293
Average Gain per Play	8.3	5.2
Fumbles - Lost	1 - 0	1 - 0
Penalties - Yards	4 - 35	3 - 25
Interceptions - Yards	1 - 33	1 - 12
Punts - Yards	2 - 72	4 - 164
Average Per Punt	36	41
Punt Returns - Yards	1 - 7	0 - 0
Kickoff Returns - Yards	1 - 19	8 - 239
Time of Possession	34:43	25:17
Third Down Conversions	7 of 13	3 of 12
Fourth Down Conversions	2 of 2	2 of 4
Sacks - Yards	1 - 0	1 - 1

### BYU RIDES BULLS 50-21 IN SEASON-OPENING WIN

TAMPA, Fla. — A weather delay of more than two hours didn't slow down No. 25 BYU football from a dominant 50-21 win over South Florida on Saturday at Raymond James Stadium.

With lightning in the area, just before a planned kickoff time of 4:02 p.m. ET a weather delay pushed kickoff back to 6:37 ET. Despite the delay, the Cougars (1-0) put the game away early with 28 first-quarter points en route to a victory. BYU improved to 6-1 under head coach Kalani Sitake in season openers.

Quarterback Jaren Hall went 25 of 32 for 261 yards and two touchdowns with an interception. The junior signal-caller also carried the ball five times for 17 yards. Three BYU ball carriers recorded over 50 yards on the ground, with running back Chris Brooks totaling a team-high 13 carries for 135 yards and a touchdown in his first game as a Cougar. Wideout Puka Nacua and running back Lopini Katoa added 76 and 55 rushing yards, respectively.

Hall spread the ball around with 12 different receivers recording receptions for the Cougars on Saturday. Redshirt freshman Chase Roberts led the corps with 41 yards on three grabs at an average of 13.7 yards per reception. Kody Epps led the team in receptions with four for 26 yards.

Defensive back Jacob Boren led BYU's defense with six tackles (four solo), including a sack. Ben Bywater, Max Tooley and Payton Wilgar each contributed five tackles. Tooley notched his first career interception return for a touchdown while Ben Bywater and Tavita Gagnier also made pass breakups.

In total, BYU outgained the Bulls 575 yards to 293, including 314-121 on the ground. The Cougar offense converted 7 of 13 third downs and 2 of 2 on fourth down. Meanwhile, BYU's defense held USF to just 4 of 12 on third down conversions.

BYU's 50 points were just the second game of 50 or more points in a season opener since 70 in 2001 against Tulane. Both 50-point season-openers have come under Sitake (55 at Navy, 2020). The 575 yards of total offense were just shy of the 580 the Cougars put up at Navy in 2020, marking the second-most in a season opener under Sitake.

BYU Top Passing							
	C-Att-Int	Yds	Y/A	Lng	TD	Sack	Effic
Hall, Jaren	25-32-1	261	8.16	22	2	1	161.01

BYU Top Receivers					
	No	Yds	Avg	Lng	TD
Roberts,Chase	3	41	13.7	19	0
Holker,Dallin	3	39	13.0	19	1
Cosper,Brayden	3	27	9.0	14	0

BYU Top Rushers							
	No	Gain	Loss	Net	Avg	Lng	TD
Brooks,Christopher	13	141	6	135	10.4	52	1
Nacua,Puka	3	80	4	76	25.3	75	2
Katoa,Lopini	10	55	0	55	5.5	12	0

BYU Defensive Highlights							
	Tot	Solo	Sacks	TFLY	PBU	FF	QBH
Boren,Jacob	6	4	1	0/0	0	0	0
Bywater,Ben	5	2	0	0/0	1	0	0
Tooley,Max	5	4	0	0/0	0	0	0

9	<b>BAYLOR</b>	0	6	7	7	0	0	20	2ot
21	<b>BYU</b>	3	7	10	0	0	6	26	2ot
9.10.2022 • PROVO, UTAH • LAVELL EDWARDS STADIUM (63,470) • ESPN									



SCORING SUMMARY					BAY	BYU
<b>FIRST QUARTER</b>						
BYU	FG	11:31	Oldroyd, Jacob 27 Yd FIELD GOAL		0	3
<b>SECOND QUARTER</b>						
BAY	TD	01:37	Jones, Qualan 1 Yd RUSH		6	3
BYU	TD	00:02	Roberts, Chase 20 Yd PASS by Hall, Jaren (Oldroyd, Jacob Good)		6	10
<b>THIRD QUARTER</b>						
BAY	TD	10:53	Jones, Qualan 7 Yd RUSH (Hankins, Isaiah Good)		13	10
BYU	FG	06:15	Oldroyd, Jacob 39 Yd FIELD GOAL		13	13
BYU	TD	01:28	Hall, Jaren 22 Yd PASS by Roberts, Chase (Oldroyd, Jacob Good)		13	20
<b>FOURTH QUARTER</b>						
BAY	TD	10:01	Sims, Ben 4 Yd PASS by Shapen, Blake (Hankins, Isaiah Good)		20	20
BYU	TD	00:00	Katoa, Lopini 3 Yd RUSH		20	26

TEAM STAT COMPARISON	BAY	BYU
1st Downs	22	24
- Rushing	9	6
- Passing	9	13
- Penalty	4	5
Rushing	152	83
- Attempt	52	33
- Gain	178	99
- Loss	26	16
- TDs Rushing	2	1
Passing	137	283
- Attempts	28	40
- Completions	18	24
- Interceptions	0	0
- TDs Passing	1	2
Total Offensive Plays	80	73
Total Net Yards	289	366
Average Gain per Play	3.6	5
Fumbles - Lost	0 - 0	0 - 0
Penalties - Yards	14 - 117	9 - 74
Interceptions - Yards	0 - 0	0 - 0
Punts - Yards	6 - 256	5 - 213
Average Per Punt	42.7	42.6
Punt Returns - Yards	1 - 6	3 - 5
Kickoff Returns - Yards	4 - 65	0 - 0
Time of Possession	34:15	25:45
Third Down Conversions	9 of 18	3 of 14
Fourth Down Conversions	1 of 2	1 of 1
Sacks - Yards	2 - 11	4 - 22

## NO. 21 BYU OUTLASTS NO. 9 BAYLOR IN DOUBLE OVERTIME

PROVO, Utah — No. 21 BYU football took down No. 9 Baylor in double overtime, 26-20, in the Cougars' home opener at LaVell Edwards Stadium on Saturday.

A sellout crowd of 63,470 was present for head coach Kalani Sitake's 50th win as BYU posted the program's third all-time home win in Provo over a top-10 team and the first since beating No. 1 Miami in 1990. The Cougars now have six top-10 wins all-time, with the last being when Sitake took his 2018 team into Camp Randall for a win at Wisconsin.

The game was highlighted by strong defensive performances by both the reigning Big 12 Conference Champion Bears and the future Big 12 member Cougars. After recording a pick-6 score last week, linebacker Max Tooley was again a leader in the BYU victory, notching a team-high 13 tackles. Fellow linebacker Ben Bywater added 11 tackles and one sack to a total team defensive effort that had BYU rack up four sacks, six tackles for loss, three pass breakups and five quarterback hurries.

Despite losing the time of possession battle by nearly 10 minutes, 25:45 to the Bears' 34:15, BYU's defense stayed strong throughout the back-and-forth battle, totaling 89 tackles overall to Baylor's 63. The Bears ran the ball 52 times on the night.

On offense, the Cougars produced 366 total yards, including 283 yards through the air, 77 more yards than the Bears' 289 yards of offense. Quarterback Jaren Hall finished the night 23-for-39 for 261 yards and one touchdown while also making some critical plays with his legs, rushing the ball 10 times for 28 yards. He also put his name in the receiver column with a touchdown reception thrown by wide receiver Chase Roberts.

Roberts led the Cougars with a career night, hauling in 8 catches for 122 yards and one touchdown. Keanu Hill tallied four receptions for 57 yards. On the ground, Lopini Katoa had 9 carries for 26 yards and one touchdown.

A third-down holding call slowed the Bears in OT, who eventually settled for a 43-yard field goal that went wide right, giving BYU a second chance to win the game with any score. The Cougars rushed the ball three-straight plays, centering the ball for Oldroyd to kick from 37-yards out, but he sent it wide left again, sending the game to double overtime.

The second overtime moved to the south end of the field, in front of the BYU student section. Beginning with the ball first, BYU was set up with first-and-goal after Hall connected with Hill for 20 yards down to the Baylor 5-yard line. Katoa punched it in for the score a play later from three yards out, but the Cougars were unable to convert on the two-point conversion, taking a six-point lead, 26-20.

BYU Top Passing							
	C-Att-Int	Yds	Y/A	Lng	TD	Sack	Effic
Hall, Jaren	23-39-0	261	6.69	37	1	2	123.65
Roberts, Chase	1-1-0	22	22.00	22	1	0	614.80

BYU Top Receivers					
	No	Yds	Avg	Lng	TD
Roberts, Chase	8	122	15.3	37	1
Hill, Keanu	4	57	14.3	21	0
Epps, Kody	3	28	9.3	13	0

BYU Top Rushers							
	No	Gain	Loss	Net	Avg	Lng	TD
Brooks, Christopher	13	31	0	31	2.4	6	0
Hall, Jaren	10	41	13	28	2.8	13	0
Katoa, Lopini	9	27	1	26	2.9	7	1

BYU Defensive Highlights							
	Tot	Solo	Sacks	TFLY	PBU	FF	QBH
Tooley, Max	13	7	0	0/0	0	0	1
Bywater, Ben	11	3	1	1/5	0	0	0
Hannemann, Ammon	8	3	0	0/0	0	0	0

12 **BYU**      0      7      0      13      **20**  
25 **OREGON**    10      14      14      3      **41**  
 9.17.2022 • EUGENE, OREGON • AUTZEN STADIUM (54,463) • FOX



SCORING SUMMARY				BYU	ORE
<b>FIRST QUARTER</b>					
ORE	TD	10:21	Nix,Bo 2 YdRUSH(Lewis,Camden Good)	0	7
ORE	FG	04:26	Lewis,Camden 28 YdFIELD GOAL	0	10
<b>SECOND QUARTER</b>					
BYU	TD	14:53	Rex,Isaac 28 YdPASSby Hall,Jaren(Oldroyd,Jacob Good)	7	10
ORE	TD	11:44	Nix,Bo 2 YdRUSH(Lewis,Camden Good)	7	17
ORE	TD	00:24	Ferguson,Terrance 15 YdPASSby Nix,Bo(Lewis,Camden Good)	7	24
<b>THIRD QUARTER</b>					
RE	TD	11:54	Nix,Bo 6 YdRUSH(Lewis,Camden Good)	7	31
ORE	TD	08:21	Ferguson,Terrance 9 YdPASSby Nix,Bo(Lewis,Camden Good)	7	38
<b>FOURTH QUARTER</b>					
BYU	TD	14:05	Epps,Kody 18 YdPASSby Hall,Jaren(Oldroyd,Jacob Good)	14	38
BYU	TD	10:39	Brooks,Christopher 2 YdRUSH	20	38
ORE	FG	02:16	Lewis,Camden 25 YdFIELD GOAL	20	41

TEAM STAT COMPARISON	BYU	OREGON
1st Downs	21	24
- Rushing	6	13
- Passing	13	9
- Penalty	2	2
Rushing	61	212
- Attempt	24	44
- Gain	68	247
- Loss	7	35
- TDs Rushing	1	3
Passing	305	227
- Attempts	41	20
- Completions	29	14
- Interceptions	0	1
- TDs Passing	2	2
Total Offensive Plays	65	64
Total Net Yards	366	439
Average Gain per Play	5.6	6.9
Fumbles - Lost	0 - 0	2 - 0
Penalties - Yards	7 - 64	8 - 48
Interceptions - Yards	1 - 5	0 - 0
Punts - Yards	2 - 79	2 - 68
Average Per Punt	39.5	34
Punt Returns - Yards	0 - 0	1 - -7
Kickoff Returns - Yards	3 - 61	1 - 18
Time of Possession	26:49	33:11
Third Down Conversions	8 of 15	4 of 12
Fourth Down Conversions	0 of 4	3 of 3
Sacks - Yards	0 - 0	1 - 4

## FOOTBALL FALLS 41-20 AT NO. 25 OREGON

EUGENE, Ore. — A slow start and miscues on both offense and defense plagued No. 12 BYU football as it fell to No. 25 Oregon 41-20 at Autzen Stadium on Saturday afternoon.

The Ducks (2-1) scored on each of their first six drives as it took control of the game early and never really gave BYU (2-1) a chance to get back into the game.

Oregon outgained the Cougars 439 to 366 and held the Cougars to 61 yards on the ground. The Ducks had 212 yards rushing.

Both quarterbacks put together numbers all game, with Oregon's Bo Nix accounting for five total touchdowns, three on the ground and two in the air and BYU's Hall throwing for 305 yards and two scores.

Ten different receivers caught passes from Hall, with Kody Epps and Dallin Holker leading the crew at five receptions for 45 and 38 yards, respectively. Epps hauled-in his first career touchdown catch from Hall in the fourth quarter. Chase Roberts led the team in receiving yards for the second-straight week, this time with four grabs for 60 yards.

Linebacker Max Tooley led the BYU defense with eight tackles (two solo) and a pass break-up. Jakob Robinson and Ben Bywater both notched seven stops, with Robinson collecting 1.5 tackles for loss and Bywater snagged his first career interception to set up BYU's last score.

Fourth downs and penalties proved particularly costly for BYU on Saturday. Despite converting 8 of 15 third downs, the Cougars came up short on four fourth down attempts. The seven penalties levied against BYU came at a price of 64 yards, enabling Oregon to extend drives and win the field position battle as well.

BYU Top Passing							
	C-Att-Int	Yds	Y/A	Lng	TD	Sack	Effic
Hall, Jaren	29-41-0	305	7.44	35	2	1	149.32

BYU Top Receivers					
	No	Yds	Avg	Lng	TD
Roberts,Chase	4	60	15.0	35	0
Epps,Kody	5	45	9.0	18	1
Hill,Keanu	4	45	11.3	17	0

BYU Top Rushers							
	No	Gain	Loss	Net	Avg	Lng	TD
Brooks,Christopher	10	31	3	28	2.8	11	1
Hall,Jaren	8	23	4	19	2.4	6	0
Katoa,Lopini	5	12	0	12	2.4	5	0

BYU Defensive Highlights							
	Tot	Solo	Sacks	TFLY	PBU	FF	QBH
Tooley,Max	8	2	0	0/0	1	0	0
Robinson,Jakob	7	5	0	1/16	0	0	0
Bywater,Ben	7	1	0	0/0	0	0	0



**WYOMING** 3 7 0 14 **24**  
**19 BYU** 7 7 14 10 **38**

9.24.2022 • PROVO, UTAH • LAVELL EDWARDS STADIUM (60,092) • ESPN2



SCORING SUMMARY				WYO	BYU
<b>FIRST QUARTER</b>					
WYO	FG	09:59	Hoyland, John 28 Yd FIELD GOAL	3	0
BYU	TD	02:50	Brooks, Christopher 6 Yd RUSH (Oldroyd, Jacob Good)	3	7
<b>SECOND QUARTER</b>					
WYO	TD	13:03	Wieland, Wyatt 4 Yd RUSH (Hoyland, John Good)	10	7
BYU	TD	00:04	Cosper, Brayden 3 Yd PASS by Hall, Jaren (Oldroyd, Jacob Good)	10	14
<b>THIRD QUARTER</b>					
BYU	TD	07:51	Epps, Kody 3 Yd PASS by Hall, Jaren (Oldroyd, Jacob Good)	10	21
BYU	TD	01:13	Hill, Keanu 9 Yd PASS by Hall, Jaren (Oldroyd, Jacob Good)	10	28
<b>FOURTH QUARTER</b>					
WYO	TD	14:54	Welch, Treyton 19 Yd PASS by Peasley, Andrew (Hoyland, John Good)	17	28
BYU	TD	05:31	Hill, Keanu 68 Yd PASS by Hall, Jaren (Oldroyd, Jacob Good)	17	35
WYO	TD	03:15	Cobbs, Joshua 4 Yd PASS by Peasley, Andrew (Hoyland, John Good)	24	35
BYU	FG	01:24	Smith, Justen 25 Yd FIELD GOAL	24	38

### HILL'S CAREER-NIGHT HELPS NO. 19 COUGARS DOWN COWBOYS

PROVO, Utah — Backed by 526 yards of total offense and steady defense, No. 19 BYU football defeated Wyoming 38-24 at LaVell Edwards Stadium on Saturday night.

Redshirt sophomore Keanu Hill had a career-night for the Cougars as he hauled in five receptions for 160 yards and two touchdowns as BYU pushed their home win streak over the Cowboys to 10 games. The Euless, Texas native wasn't the only player to have a career night as Miles Davis rushed the ball 13 times for a career-high 131 yards.

Jaren Hall completed a pass to eight different Cougars as the redshirt junior went 26-of-33 for 337 yards and four touchdowns. Brayden Cosper caught his first career touchdown pass while Kody Epps reached the end zone for a second consecutive game.

Defensively, BYU had seven tackles for loss and four pass breakups. Defensive back Micah Harper led the Cougars with six total tackles, including four solo tackles. Linebackers Ben Bywater and Keenan Pili contributed five tackles each.

BYU overcame 11 penalties for 109 yards with large chunk plays on offense and timely plays defensively. At 30:23, the Cougars had possession of the ball just longer than Wyoming's 29:37. BYU nearly doubled up the Cowboys' in yards per play, finishing with an 8.3-yard average to Wyoming's 3.6-yard average.

TEAM STAT COMPARISON	WYOMING	BYU
1st Downs	22	19
- Rushing	7	7
- Passing	9	11
- Penalty	6	1
Rushing	124	188
- Attempt	34	30
- Gain	164	205
- Loss	40	17
- TDs Rushing	1	1
Passing	154	337
- Attempts	27	33
- Completions	14	26
- Interceptions	0	0
- TDs Passing	2	4
Total Offensive Plays	61	63
Total Net Yards	278	525
Average Gain per Play	4.6	8.3
Fumbles - Lost	1 - 0	1 - 0
Penalties - Yards	2 - 20	11 - 109
Interceptions - Yards	0 - 0	0 - 0
Punts - Yards	6 - 267	4 - 187
Average Per Punt	44.5	46.8
Punt Returns - Yards	1 - 0	3 - 30
Kickoff Returns - Yards	2 - 66	1 - 19
Time of Possession	29:37	30:23
Third Down Conversions	3 of 11	7 of 13
Fourth Down Conversions	0 of 1	0 of 1
Sacks - Yards	1 - 7	2 - 24

### BYU Top Passing

	C-Att-Int	Yds	Y/A	Lng	TD	Sack	Effic
Hall, Jaren	26-32-0	337	10.53	68	4	1	210.96

### BYU Top Receivers

	No	Yds	Avg	Lng	TD
Hill, Keanu	5	160	32.0	68	2
Cosper, Brayden	4	58	14.5	26	1
Rex, Isaac	2	42	21.0	32	0

### BYU Top Rushers

	No	Gain	Loss	Net	Avg	Lng	TD
Davis, Miles	13	134	3	131	10.1	70	0
Hall, Jaren	8	30	13	17	2.1	9	0
Katoa, Lopini	5	17	0	17	3.4	7	0

### BYU Defensive Highlights

	Tot	Solo	Sacks	TFLY	PBU	FF	QBH
Harper, Micah	6	4	0	1/8	0	0	0
Bywater, Ben	5	3	0	0/1	0	0	0
Pili, Keenan	5	2	0	0/0	0	0	0

**UTAH STATE** 7 10 3 6 **26**  
**BYU** 14 3 14 7 **38**  
 9.29.2022 • PROVO, UTAH • LAVELL EDWARDS STADIUM (59,417) • ESPN



SCORING SUMMARY				USU	BYU
<b>FIRST QUARTER</b>					
USU	TD	10:39	Legas, Cooper 7 Yd RUSH (Coles, Connor Good)	7	0
BYU	TD	09:56	Hill, Keanu 31 Yd PASS by Hall, Jaren (Oldroyd, Jacob Good)	7	7
BYU	TD	08:35	Tooley, Max 34 Yd INT by Legas, Cooper (Oldroyd, Jacob Good)	7	14
<b>SECOND QUARTER</b>					
USU	FG	09:34	Coles, Connor 50 Yd FIELD GOAL	10	14
USU	TD	05:04	Cobbs, Brian 14 Yd PASS by Legas, Cooper (Coles, Connor Good)	17	14
BYU	FG	02:32	Oldroyd, Jacob 45 Yd FIELD GOAL	17	17
<b>THIRD QUARTER</b>					
BYU	TD	12:19	Erickson, Ethan 14 Yd PASS by Hall, Jaren (Oldroyd, Jacob Good)	17	24
USU	FG	10:03	Coles, Connor 33 Yd FIELD GOAL	20	24
BYU	TD	06:12	Epps, Kody 8 Yd PASS by Hall, Jaren (Oldroyd, Jacob Good)	20	31
<b>FOURTH QUARTER</b>					
BYU	TD	08:18	Brooks, Christopher 18 Yd RUSH (Oldroyd, Jacob Good)	20	38
USU	TD	01:09	Cobbs, Brian 27 Yd PASS by Legas, Cooper	26	38

### BYU KEEPS WAGON WHEEL, BEATS UTAH STATE 38-26

PROVO, Utah — No. 19 BYU football overcame a sluggish first half to stave off Utah State 38-26 at LaVell Edwards Stadium on Thursday night.

Early touchdowns from both the Cougar (4-1) offense and defense gave BYU an early 14-7 lead. The Cougars and Aggies (1-4) slogged through penalties and stymied drives to a 17-17 tie at the half.

BYU set the tone for a win with back-to-back touchdown drives to begin the second half. An 18-yard touchdown run from Christopher Brooks gave BYU an 18-point lead and proved the game-sealer with 8:18 remaining.

Hall went 17-of-27 for 273 yards and three touchdowns, while finding six different receivers. Kody Epps was Hall's top target on the night. The redshirt freshman from Los Angeles, Calif., hauled-in five receptions for 86 yards and a touchdown, his third in as many weeks.

Wide receiver Gunner Romney returned from an injury suffered in fall camp to record four grabs for 51 yards. Brayden Cospser caught three passes for 56 yards, and Keanu Hill posted two grabs for 46 yards and a touchdown. Ethan Erickson, a redshirt freshman from Laie, Hawaii recorded both his first-career reception and first-career touchdown on a 14-yard scoring strike from Hall in the third quarter.

Brooks' 11 carries for 90 yards and a touchdown led BYU on the ground and was supplemented by eight runs for 39 yards from Miles Davis.

Micah Harper and Talan Alfrey tied for the team lead in tackles with 10 a-piece. Harper recorded five solo stops to go along with a forced fumble and a pass break-up. The redshirt freshman Alfrey made his first-career start at safety for the Cougars and made the most of it with his career-high 10 tackles (five solo) and a fumble recovery. Ben Bywater had nine tackles as well as his second interception in three weeks.

Defensive lineman John Nelson wreaked havoc, recording a career-high six tackles (four solo) along with a tackle-for-loss and a pass break-up. Tooley benefitted from that break-up as he took his second interception to the end zone and now leads the nation in pick-sixes.

With the win, BYU not only prolongs its hold on the Old Wagon Wheel but moves to 51-37-3 overall against Utah State as well as 29-18-1 against the Aggies at home.

TEAM STAT COMPARISON	UTAH STATE	BYU
1st Downs	24	20
- Rushing	10	7
- Passing	9	11
- Penalty	5	2
Rushing	204	117
- Attempt	49	32
- Gain	215	145
- Loss	11	28
- TDs Rushing	1	1
Passing	188	280
- Attempts	32	28
- Completions	19	18
- Interceptions	2	0
- TDs Passing	2	3
Total Offensive Plays	81	60
Total Net Yards	392	397
Average Gain per Play	4.8	6.6
Fumbles - Lost	1 - 1	1 - 0
Penalties - Yards	8 - 68	10 - 82
Interceptions - Yards	0 - 0	2 - 48
Punts - Yards	4 - 151	3 - 132
Average Per Punt	37.8	44
Punt Returns - Yards	3 - 25	1 - 12
Kickoff Returns - Yards	1 - 17	3 - 82
Time of Possession	33:21	26:39
Third Down Conversions	6 of 17	4 of 12
Fourth Down Conversions	1 of 3	0 of 1
Sacks - Yards	2 - 15	2 - 7

BYU Top Passing							
	C-Att-Int	Yds	Y/A	Lng	TD	Sack	Effic
Hall, Jaren	17-27-0	274	10.15	40	3	2	184.87
Hill, Keanu	1-1-0	6	6.00	6	0	0	150.40

BYU Top Receivers					
	No	Yds	Avg	Lng	TD
Hill, Keanu	5	160	32.0	68	2
Cospser, Brayden	4	58	14.5	26	1
Rex, Isaac	2	42	21.0	32	0

BYU Top Rushers							
	No	Gain	Loss	Net	Avg	Lng	TD
Davis, Miles	13	134	3	131	10.1	70	0
Hall, Jaren	8	30	13	17	2.1	9	0
Katoa, Lopini	5	17	0	17	3.4	7	0

BYU Defensive Highlights							
	Tot	Solo	Sacks	TFLY	PBU	FF	QBH
Harper, Micah	6	4	0	1/8	0	0	0
Bywater, Ben	5	3	0	0/1	0	0	0
Pili, Keenan	5	2	0	0/0	0	0	0

16 **BYU** 7 10 3 6 20  
**NOTRE DAME** 14 3 14 7 28

10.8.2022 • LAS VEGAS, NEVADA • ALLEGIANT STADIUM (62,742) • NBC



SCORING SUMMARY				BYU	UND
<b>FIRST QUARTER</b>					
UND	FG	11:25	Grupe,Blake 26 YdFIELD GOAL	0	3
BYU	TD	04:32	Epps,Kody 2 YdPASSby Hall,Jaren	6	3
<b>SECOND QUARTER</b>					
UND	TD	14:19	Mayer,Michael 24 YdPASSby Pyne,Drew(Grupe,Blake Good)	6	10
UND	SAF	06:50	0 Ydby Hall,Jaren	6	12
UND	TD	01:03	Thomas,Jayden 30 YdPASSby Pyne,Drew	6	18
<b>THIRD QUARTER</b>					
UND	TD	08:05	Mayer,Michael 19 YdPASSby Pyne,Drew(Grupe,Blake Good)	6	25
BYU	TD	05:27	Epps,Kody 53 YdPASSby Hall,Jaren(Smith,Justen Good)	13	25
<b>FOURTH QUARTER</b>					
BYU	TD	14:18	Brooks,Christopher 28 YdRUSH(Smith,Justen Good)	20	25
UND	FG	06:07	Grupe,Blake 20 YdFIELD GOAL	20	28

### COUGAR COMEBACK COMES UP SHORT IN 28-20 LOSS TO NOTRE DAME

LAS VEGAS – Despite a threatening second-half comeback, No. 16 BYU came up on the wrong side of a 28-20 loss to Notre Dame on Saturday at Allegiant Stadium in the Shamrock Series. Wide receiver Kody Epps posted four receptions for 100 yards and two touchdowns, while Chris Brooks added 90 yards on the ground and another score.

Notre Dame outgained the Cougars 496 to 280 in the game, where the BYU offense didn't start clicking until it was too late. After quarterback Jaren Hall threw an interception on a long pass on the first play of the game, BYU's defense held up on a short field, forcing a 26-yard field goal with 11:25 to go in the first quarter.

After a 42-yard punt return by Hobbs Nyberg, BYU set up shop at the Notre Dame 26-yard line. The ground game churned out 24 of the 26 yards and a fourth-down pass to Kody Epps for a two-yard touchdown got BYU on the board for a 6-3 lead.

Notre Dame answered right back with a drive down the field and a 24-yard strike to tight end Michael Mayer with 14:19 to go in the first half, taking a 10-6 lead. After BYU's defense got a fourth-down stop on the Cougar 4-yard line, Hall was sacked in the end zone for a safety on the ensuing possession to make it 12-6 with 6:51 to go until the break.

Notre Dame added a score before halftime with a 30-yard touchdown pass from Pyne to Jayden Thomas with just over one minute left. After an unsuccessful two-point try, Notre Dame took an 18-6 lead into the locker room. The Irish got another touchdown from their tight end on their first drive of the second half, a 19-yard strike to push their lead to 25-6 with just over 8 minutes in the third quarter.

BYU finally broke through for a big play with Epps wide open in the middle of the field and Hall connecting with him for a 53-yard, catch-and-run touchdown, Epps' second of the game to cut the lead down to 25-13 with 5:27 left in the third. With momentum on their side, the Cougars held the Irish again, and BYU drove the field again, this time with Brooks getting loose for 15 yards, followed by a 28-yard run for a touchdown, making it a one-score game at 25-20 with 14:18 to go in the game.

With Notre Dame driving into BYU territory, Payton Wilgar got his hands on a pass at the line of scrimmage, and it was enough for Max Tooley to snatch it for his third interception of the year and get BYU the ball back at the Cougar 17-yard line with 11:42 remaining. After BYU suffered a drop on third down, the Irish broke off a 46-yard run to the BYU 7-yard line to set up first and goal. The Cougar defense held Notre Dame to a 20-yard field goal with 6:07 to play for a 28-20 edge.

TEAM STAT COMPARISON	BYU	NOTRE DAME
1st Downs	13	24
- Rushing	9	10
- Passing	4	14
- Penalty	0	0
Rushing	156	234
- Attempt	29	45
- Gain	171	238
- Loss	15	4
- TDs Rushing	1	0
Passing	120	262
- Attempts	17	28
- Completions	9	22
- Interceptions	1	1
- TDs Passing	2	3
Total Offensive Plays	46	73
Total Net Yards	276	496
Average Gain per Play	6	6.8
Fumbles - Lost	2 - 0	0 - 0
Penalties - Yards	1 - 5	1 - 10
Interceptions - Yards	1 - 0	1 - 6
Punts - Yards	3 - 138	2 - 113
Average Per Punt	46	56.5
Punt Returns - Yards	1 - 42	1 - 6
Kickoff Returns - Yards	0 - 0	1 - 4
Time of Possession	19:05	40:55
Third Down Conversions	3 of 9	11 of 16
Fourth Down Conversions	1 of 2	0 of 1
Sacks - Yards	0 - 0	2 - 10

#### BYU Top Passing

	C-Att-Int	Yds	Y/A	Lng	TD	Sack	Effic
Hall, Jaren	9-17-1	120	7.06	53	2	2	139.29

#### BYU Top Receivers

	No	Yds	Avg	Lng	TD
Epps,Kody	4	100	25.0	53	2
Romney,Gunner	1	8	8.0	8	0
Rex,Isaac	1	6	6.0	6	0

#### BYU Top Rushers

	No	Gain	Loss	Net	Avg	Lng	TD
Brooks,Christopher	14	91	5	86	6.1	28	1
Katoa,Lopini	8	45	0	45	5.6	20	0
Hall,Jaren	5	21	10	11	2.2	9	0

#### BYU Defensive Highlights

	Tot	Solo	Sacks	TFL/Y	PBU	FF	QBH
Tooley,Max	13	7	0	0/0	0	0	0
Bywater,Ben	9	4	0	1/1	0	0	0
Pili,Keenan	7	4	0	0/0	0	0	0

**ARKANSAS** 7 24 14 7 **52**  
**BYU** 13 8 14 0 **35**

10.15.2022 • PROVO, UTAH • LAVELL EDWARDS STADIUM (63,470) • ESPN



SCORING SUMMARY				ARK	BYU
<b>FIRST QUARTER</b>					
BYU	TD	05:39	Rex, Isaac 4 YdPASSby Hall, Jaren(Smith, Justen Good)	0	7
ARK	TD	02:37	Sanders, Raheim 15 YdRUSH(Little, Cam Good)	7	7
BYU	TD	01:11	Epps, Kody 21 YdPASSby Hall, Jaren	7	13
<b>SECOND QUARTER</b>					
ARK	TD	12:19	Knox, Trey 6 YdPASSby Jefferson, KJ(Little, Cam Good)	14	13
BYU	TD	09:48	Nacua, Puka 5 YdRUSH(Hill, Keanu Good)	14	21
ARK	FG	06:46	Little, Cam 34 YdFIELD GOAL	17	21
ARK	TD	03:39	Landers, Matt 4 YdPASSby Jefferson, KJ(Little, Cam Good)	24	21
ARK	TD	00:40	Dubinon, Rashod 15 YdPASSby Jefferson, KJ(Little, Cam Good)	31	21
<b>THIRD QUARTER</b>					
BYU	TD	09:53	Nacua, Puka 3 YdRUSH(Oldroyd, Jacob Good)	31	28
ARK	TD	09:20	Landers, Matt 39 YdPASSby Jefferson, KJ(Little, Cam Good)	38	28
BYU	TD	05:11	Nacua, Puka 33 YdPASSby Hall, Jaren(Oldroyd, Jacob Good)	38	35
ARK	TD	01:13	Landers, Matt 5 YdPASSby Jefferson, KJ(Little, Cam Good)	45	35
<b>FOURTH QUARTER</b>					
ARK	TD	14:25	Sanders, Raheim 64 YdRUSH(Little, Cam Good)	52	35

### BYU FALLS TO ARKANSAS 52-35

PROVO, Utah — A mixture of three turnovers on offense, missed tackles and chunk plays allowed on defense kept BYU at bay as the Cougars fell 52-35 versus Arkansas Saturday afternoon at LaVell Edwards Stadium.

While BYU drew first blood with a touchdown pass from Jaren Hall to Isaac Rex, the first half turned into a back-and-forth affair before the Razorbacks eventually built a 31-21 halftime lead. The Cougars would battle back in the third quarter, drawing within three twice at 31-28 and 38-35 before Arkansas scored two-straight knockout touchdowns to end the game.

Jaren Hall went 26-of-41 for 356 yards and three touchdowns, with one interception. Hall has thrown 17 touchdowns to three picks on the season.

For the first time this season, BYU posted two receivers with over 100 yards. Kody Epps led the Cougars in receptions with nine for 127 and a touchdown – his fifth-straight game with a scoring grab. Puka Nacua turned in his best receiving performance of the season as he led the team with 141 receiving yards on eight grabs and one touchdown. Keanu Hill complemented Epps and Nacua with four grabs for 61 yards.

Christopher Brooks led BYU in rushing with 53 yards on 10 carries. Nacua added 20 rushing yards on six carries, bolstering his all-purpose yardage to 161.

Defensive back Micah Harper and linebacker Max Tooley led the Cougars with eight tackles each. Harper registered four solo stops and Tooley six. The Cougar defense totaled five pass break-ups, with Kaleb Hayes, Talan Alfrey, Caden Haws, Ethan Slade and D'Angelo Mandell pitching in one each. Keenan Pili was behind Arkansas's lone turnover of the game, recovering a fumble on the Razorbacks' opening drive.

As a team, BYU was outgained by the Razorbacks 644-471, including 277-115 on the ground and 367-356 through the air. Arkansas also gained 34 first downs to BYU's 27. The Razorbacks went 12-of-15 on third down. BYU went 7-of-13. Both teams found success in the red zone. The Cougars scored three times on all three trips, while Arkansas scored on 6-of-7.

TEAM STAT COMPARISON	ARKANSAS	BYU
1st Downs	34	27
- Rushing	14	7
- Passing	18	16
- Penalty	2	4
Rushing	277	115
- Attempt	42	30
- Gain	277	119
- Loss	0	4
- TDs Rushing	2	2
Passing	367	356
- Attempts	40	41
- Completions	29	26
- Interceptions	0	1
- TDs Passing	5	3
Total Offensive Plays	82	71
Total Net Yards	644	471
Average Gain per Play	7.9	6.6
Fumbles - Lost	1 - 1	4 - 2
Penalties - Yards	7 - 98	4 - 50
Interceptions - Yards	1 - 0	0 - 0
Punts - Yards	1 - 62	2 - 86
Average Per Punt	62	43
Punt Returns - Yards	0 - 0	1 - 5
Kickoff Returns - Yards	0 - 0	0 - 0
Time of Possession	31:13	28:47
Third Down Conversions	12 of 15	7 of 13
Fourth Down Conversions	0 of 1	1 of 3
Sacks - Yards	0 - 0	0 - 0

#### BYU Top Passing

	C-Att-Int	Yds	Y/A	Lng	TD	Sack	Effic
Hall, Jaren	26-41-1	356	8.68	37	3	0	155.62

#### BYU Top Receivers

	No	Yds	Avg	Lng	TD
Nacua, Puka	8	141	17.6	33	1
Epps, Kody	9	125	13.9	37	1
Hill, Keanu	4	61	15.3	22	0

#### BYU Top Rushers

	No	Gain	Loss	Net	Avg	Lng	TD
Brooks, Christopher	10	54	1	53	5.3	14	0
Hall, Jaren	6	24	1	23	3.8	11	0
Nacua, Puka	6	20	0	20	3.3	5	2

#### BYU Defensive Highlights

	Tot	Solo	Sacks	TFLY	PBU	FF	QBH
Harper, Micah	8	4	0	0/0	0	0	0
Tooley, Max	8	6	0	0/0	0	1	0
Bywater, Ben	7	3	0	0/0	0	0	0

**BYU** 14 0 0 0 14  
**LIBERTY** 3 17 14 7 41

10.22.2022 • LYNCHBURG, VIRGINIA • WILLIAMS STADIUM (24,012) • ESPNU



SCORING SUMMARY				BYU	LU
<b>FIRST QUARTER</b>					
LIB	FG	07:29	Brown,Nick 22 YdFIELD GOAL	0	3
BYU	TD	04:14	Nacua,Puka 46 YdPASSby Hall,Jaren(Oldroyd,Jacob Good)	7	3
BYU	TD	02:41	Rex,Isaac 20 YdPASSby Hall,Jaren(Oldroyd,Jacob Good)	14	3
<b>SECOND QUARTER</b>					
LIB	TD	13:59	Louis,Shedro 3 YdRUSH(Brown,Nick Good)	14	10
LIB	TD	05:06	Henderson,Austin 5 YdPASSby Bennett,Johnathan(Brown,Nick Good)	14	17
LIB	FG	00:05	Brown,Nick 37 YdFIELD GOAL	14	20
<b>THIRD QUARTER</b>					
LIB	TD	09:16	Louis,Shedro 6 YdRUSH(Brown,Nick Good)	14	27
LIB	TD	06:54	Hunter,Dae Dae 80 YdRUSH(Brown,Nick Good)	14	34
<b>FOURTH QUARTER</b>					
LIB	TD	10:36	Daniels,CJ 25 YdPASSby Bennett,Johnathan(Brown,Nick Good)	14	41

TEAM STAT COMPARISON	BYU	LIBERTY
1st Downs	12	28
- Rushing	4	15
- Passing	7	12
- Penalty	1	1
Rushing	71	300
- Attempt	16	48
- Gain	88	313
- Loss	17	13
- TDs Rushing	0	3
Passing	187	247
- Attempts	34	29
- Completions	16	24
- Interceptions	0	1
- TDs Passing	2	2
Total Offensive Plays	50	77
Total Net Yards	258	547
Average Gain per Play	5.2	7.1
Fumbles - Lost	1 - 0	1 - 1
Penalties - Yards	4 - 23	6 - 41
Interceptions - Yards	1 - 21	0 - 0
Punts - Yards	5 - 223	1 - 49
Average Per Punt	44.6	49
Punt Returns - Yards	0 - 0	0 - 0
Kickoff Returns - Yards	3 - 44	1 - 19
Time of Possession	20:52	39:08
Third Down Conversions	3 of 11	7 of 12
Fourth Down Conversions	0 of 3	2 of 2
Sacks - Yards	0 - 0	2 - 9

### LIBERTY DOWNS BYU, 41-14

LYNCHBURG, Va. — Despite a promising 14-3 first-quarter lead, BYU football fell 41-14 at Liberty as it was unable to contain the Flames' offense or sustain its own drives at Arthur L. Williams on Saturday afternoon.

While BYU's defense held Liberty to a field goal on the Flames' game-opening drive, the Cougars struggled to stop the home team the rest of the way. Liberty outgained BYU 547-258 in total yards, including 300 to 71 on the ground and 247 to 187 through the air. The Flames posted 28 1st Downs to the Cougars' 12.

Third downs were problematic for BYU on both sides of the ball. The Cougars converted on just 3 of 11 attempts and were unsuccessful on all three attempts to convert on 4th down. Meanwhile, Liberty converted 7 of 12 3rd downs and both of its 4th-down attempts.

Third-down woes also led to a Liberty advantage in both plays run and time of possession. The BYU offense ran 50 plays with 20:47 on the field to Liberty's 77 plays on nearly 40 minutes of possession.

Jaren Hall went 16-of-34 for 187 yards and two touchdowns. Puka Nacua record back-to-back weeks surpassing 100 receiving yards as he snagged seven receptions for 114 yards and a touchdown. Kody Epps caught five passes for 36 yards. Christopher Brooks ran three times for 26 yards. Micah Harper and Keenan Pili tied for the team-high in tackles with eight a-piece. Harper also added a tackle-for-loss.

Safety Talan Alfrey recorded his first-career interception for the Cougars only forced-turnover of the game.

#### BYU Top Passing

	C-Att-Int	Yds	Y/A	Lng	TD	Sack	Effic
Hall, Jaren	16-34-0	187	5.50	46	2	2	112.67

#### BYU Top Receivers

	No	Yds	Avg	Lng	TD
Nacua,Puka	7	114	16.3	46	1
Rex,Isaac	2	38	19.0	20	1
Epps,Kody	5	36	7.2	12	0

#### BYU Top Rushers

	No	Gain	Loss	Net	Avg	Lng	TD
Brooks,Christopher	3	26	0	26	8.7	22	0
Hall,Jaren	5	33	9	24	4.8	13	0
Nacua,Puka	4	20	6	14	3.5	9	0

#### BYU Defensive Highlights

	Tot	Solo	Sacks	TFLY	PBU	FF	QBH
Harper,Micah	8	4	0	0/5	0	0	0
Pili,Keenan	8	5	0	0/0	0	0	0
Tooley,Max	7	5	0	0/0	0	0	0

**ECU**                      7    10   7    3    **27**  
**BYU**                      3    14   7    0    **24**

10.28.2022 • PROVO, UTAH • LAVELL EDWARDS STADIUM (55,525) • ESPN2



SCORING SUMMARY				ECU	BYU
<b>FIRST QUARTER</b>					
BYU	FG	08:23	Oldroyd, Jacob 36 Yd FIELD GOAL	0	3
ECU	TD	06:29	Mitchell, Keaton 31 Yd RUSH (Conrad, Andrew Good)	7	3
<b>SECOND QUARTER</b>					
BYU	TD	12:56	Katoa, Lopini 24 Yd RUSH (Oldroyd, Jacob Good)	7	10
ECU	FG	09:15	Conrad, Andrew 23 Yd FIELD GOAL	10	10
BYU	TD	06:01	Nacua, Puka 30 Yd PASS by Hall, Jaren (Oldroyd, Jacob Good)	10	17
ECU	TD	02:42	Ahlers, Holton 1 Yd RUSH (Conrad, Andrew Good)	17	17
<b>THIRD QUARTER</b>					
BYU	TD	09:58	Roberts, Chase 2 Yd PASS by Hall, Jaren (Oldroyd, Jacob Good)	17	24
ECU	TD	07:07	Ahlers, Holton 4 Yd RUSH (Conrad, Andrew Good)	24	24
<b>FOURTH QUARTER</b>					
ECU	FG	00:00	Conrad, Andrew 33 Yd FIELD GOAL	27	24

TEAM STAT COMPARISON	ECU	BYU
1st Downs	20	22
- Rushing	10	13
- Passing	8	7
- Penalty	2	2
Rushing	227	244
- Attempt	36	42
- Gain	238	245
- Loss	11	1
- TDs Rushing	3	1
Passing	197	144
- Attempts	22	25
- Completions	15	18
- Interceptions	0	0
- TDs Passing	0	2
Total Offensive Plays	58	67
Total Net Yards	424	388
Average Gain per Play	7.3	5.8
Fumbles - Lost	1 - 0	0 - 0
Penalties - Yards	2 - 20	5 - 50
Interceptions - Yards	0 - 0	0 - 0
Punts - Yards	2 - 72	3 - 176
Average Per Punt	36	58.7
Punt Returns - Yards	2 - 28	0 - 0
Kickoff Returns - Yards	1 - 32	3 - 52
Time of Possession	26:04	33:56
Third Down Conversions	2 of 8	6 of 13
Fourth Down Conversions	0 of 1	0 of 2
Sacks - Yards	0 - 0	0 - 0

### COUGARS SUFFER 27-24 LOSS TO PIRATES

PROVO, Utah — BYU football suffered its fourth-consecutive loss, falling to East Carolina 27-24 on a field goal as time expired at LaVell Edwards Stadium on Friday night.

Tied at 24-24 from the 7:07 mark in the third quarter on, the back-and-forth game saw three ties and six lead changes, with the final lead change coming as the final second ticked off the clock and the Pirates converted the game-winning field goal from 33 yards out.

The Cougars possessed the ball for 33:56 to East Carolina's 26:04 but were out-gained on offense by the Pirates, 424 to 388. Quarterback Jaren Hall finished 18-of-25 for 144 yards and two touchdowns, also carrying the ball eight times for 60 yards.

Running back Lopini Katoa led BYU with 20 carries for 116 yards and a touchdown. Wideout Puka Nacua hauled in seven receptions for 79 yards and a touchdown. Fellow receiver Chase Roberts had a touchdown catch of his own.

Linebacker Ben Bywater finished with a team-high 11 tackles. Defensive backs Kaleb Hayes and Jakob Robinson each contributed seven total tackles, including five solo tackles a piece.

BYU Top Passing							
	C-Att-Int	Yds	Y/A	Lng	TD	Sack	Effic
Hall, Jaren	18-25-0	144	5.76	30	2	0	146.78

BYU Top Receivers					
	No	Yds	Avg	Lng	TD
Nacua, Puka	7	79	11.3	30	1
Cosper, Brayden	4	37	9.3	22	0
Wake, Masen	3	15	5.0	6	0

BYU Top Rushers							
	No	Gain	Loss	Net	Avg	Lng	TD
Katoa, Lopini	20	117	1	116	5.8	24	1
Hall, Jaren	8	60	0	60	7.5	23	0
Davis, Miles	11	46	0	46	4.2	16	0

BYU Defensive Highlights							
	Tot	Solo	Sacks	TFLY	PBU	FF	QBH
Bywater, Ben	11	2	0	1/5	0	0	0
Hayes, Kaleb	7	5	0	0/0	1	0	0
Robinson, Jakob	7	5	0	0/0	0	0	0

BYU 7 0 10 14 31  
 BOISE STATE 7 0 7 14 28

11.5.2022 • BOISE, IDAHO • LAVELL EDWARDS STADIUM (36,461) • FS2



SCORING SUMMARY					BYU	BSU
<b>FIRST QUARTER</b>						
BYU	TD	08:48	Hall, Jaren 3 Yd RUSH (Oldroyd, Jacob Good)	7	0	
BOI	TD	00:36	Caples, Latrell 16 Yd PASS by Green, Taylen (Dalmas, Jonah Good)	7	7	
<b>THIRD QUARTER</b>						
BOI	TD	10:30	McAlister, Eric 9 Yd PASS by Green, Taylen (Dalmas, Jonah Good)	7	14	
BYU	FG	06:26	Oldroyd, Jacob 25 Yd FIELD GOAL	10	14	
BYU	TD	00:25	Nacua, Puka 24 Yd PASS by Hall, Jaren (Oldroyd, Jacob Good)	17	14	
<b>FOURTH QUARTER</b>						
BOI	TD	09:45	Holani, George 1 Yd RUSH (Dalmas, Jonah Good)	17	21	
BYU	TD	08:12	Ropati, Hinckley 48 Yd PASS by Hall, Jaren (Oldroyd, Jacob Good)	24	21	
BOI	TD	06:28	Holani, George 11 Yd RUSH (Dalmas, Jonah Good)	24	28	
BYU	TD	01:46	Nacua, Puka 6 Yd PASS by Hall, Jaren (Oldroyd, Jacob Good)	31	28	

### NACUA HAULS IN GAME-WINNER FOR 31-28 WIN OVER BOISE STATE

BOISE, Idaho — BYU wide receiver Puka Nacua reeled in a go-ahead 6-yard touchdown pass from quarterback Jaren Hall in the closing minutes of the game to give BYU a 31-28 win over Boise State at Albertsons Stadium on Saturday night.

Nacua was Hall's go-to man throughout the game. The junior from Provo, Utah hauled-in 14 passes for 157 yards and two touchdowns to lead BYU in receptions and receiving yards. Nacua led a team that overcame a few miscues throughout the game but battled back for a win to snap a four-game losing streak.

After an incompleting and two unsuccessful quarterback keepers, BYU faced 4th and goal at the Bronco 6-yard line with 1:52 remaining. Hall aired out the ball to the back left corner of the end zone on a fade route and Nacua did the rest, fighting off a defender for a juggling 6-yard touchdown grab with 1:46 to go in the game. After an official review confirmed the call, Jake Oldroyd booted the PAT and BYU secured a 31-28 lead.

The finishing touches were up to the Cougar defense. After a holding call stalled the Broncos' last-gasp efforts, Jakob Robinson would seal the deal for BYU with a pass breakup on 4th and 8, allowing BYU's offense to kneel it out for the win.

Despite two first-half interceptions, Hall went 29-of-42 for 377 yards and three touchdowns. Hall also led the Cougars with 82 rushing yards on 12 carries. Lopini Katoa totaled 46 yards on 12 carries, but the emergent threat in the BYU backfield came from Hinckley Ropati in his first extended action with the Cougars. The junior college transfer from Downey, California compiled 110 yards of total offense with 82 through the air and 28 on the ground.

In addition to Nacua and Ropati's big night, BYU also got production out of Keanu Hill, Brayden Cospoer and Chase Roberts all logging multiple catches. The Cougar pass catchers posted 209 yards after the catch to move the chains all night.

Linebackers Ben Bywater and Keenan Pili totaled six tackles each, while Pili added a tackle-for-loss and a forced fumble. Tyler Batty took second on the defense with five tackles (four solo) and a fumble recovery. Jakob Robinson, Pepe Tanuvasa and Kaleb Hayes each recorded key pass break-ups as well.

Overall, BYU outgained Boise State 532-324, including 155-104 on the ground and 377-220 through the air. The Cougars converted on 7 of 12 3rd downs and held the Broncos to 4 of 10 on third. BYU also dominated in first downs gained (27-16) and time of possession (36:01 to 23:59).

TEAM STAT COMPARISON	BYU	BOISE STATE
1st Downs	27	16
- Rushing	6	8
- Passing	19	8
- Penalty	2	0
Rushing	155	104
- Attempt	32	30
- Gain	158	116
- Loss	3	12
- TDs Rushing	1	2
Passing	377	220
- Attempts	42	23
- Completions	29	17
- Interceptions	2	0
- TDs Passing	3	2
Total Offensive Plays	74	53
Total Net Yards	532	324
Average Gain per Play	7.2	6.1
Fumbles - Lost	0 - 0	1 - 1
Penalties - Yards	4 - 20	4 - 45
Interceptions - Yards	0 - 0	2 - 16
Punts - Yards	1 - 38	4 - 174
Average Per Punt	38	43.5
Punt Returns - Yards	0 - 0	0 - 0
Kickoff Returns - Yards	2 - 34	2 - 40
Time of Possession	36:01	23:59
Third Down Conversions	7 of 12	4 of 10
Fourth Down Conversions	1 of 2	1 of 2
Sacks - Yards	1 - 10	0 - 0

### BYU Top Passing

	C-Att-Int	Yds	Y/A	Lng	TD	Sack	Effic
Hall, Jaren	29-42-2	377	8.98	48	3	0	158.50

### BYU Top Receivers

	No	Yds	Avg	Lng	TD
Nacua, Puka	14	157	11.2	27	2
Ropati, Hinckley	3	82	27.3	48	1
Roberts, Chase	2	38	19.0	22	0

### BYU Top Rushers

	No	Gain	Loss	Net	Avg	Lng	TD
Hall, Jaren	12	83	1	82	6.8	48	1
Katoa, Lopini	12	46	0	46	3.8	18	0
Ropati, Hinckley	5	28	0	28	5.6	10	0

### BYU Defensive Highlights

	Tot	Solo	Sacks	TFLY	PBU	FF	QBH
Bywater, Ben	6	3	0	0/0	0	0	0
Pili, Keenan	6	3	1	0/10	0	1	0
Batty, Tyler	5	4	0	0/0	0	0	0

**UTAH TECH**      6      14      0      6      26  
**BYU**                      0      28      7      17      52

11.19.2022 • PROVO, UTAH • LAVELL EDWARDS STADIUM (56,069) • BYUtv



SCORING SUMMARY					UTU	BYU
<b>FIRST QUARTER</b>						
UTU	FG	08:47	Brooksby, Connor 47 Yd	FIELD GOAL	3	0
UTU	FG	07:12	Brooksby, Connor 21 Yd	FIELD GOAL	6	0
<b>SECOND QUARTER</b>						
BYU	TD	13:45	Hill, Keanu 30 Yd	PASSby Hall, Jaren(Oldroyd, Jacob Good)	6	7
UTU	TD	10:07	Osborne, Deven 80 Yd	PASSby Gabalis, Victor(Brooksby, Connor Good)	13	7
BYU	TD	08:53	Roberts, Chase 59 Yd	PASSby Hall, Jaren(Oldroyd, Jacob Good)	13	14
UTU	TD	05:17	Hobert, Joey 9 Yd	PASSby Gabalis, Victor(Brooksby, Connor Good)	20	14
BYU	TD	03:15	Hill, Keanu 45 Yd	PASSby Hall, Jaren(Oldroyd, Jacob Good)	20	21
BYU	TD	00:25	Hill, Keanu 4 Yd	PASSby Hall, Jaren(Oldroyd, Jacob Good)	20	28
<b>THIRD QUARTER</b>						
BYU	TD	05:38	Hall, Jaren 10 Yd	RUSH(Oldroyd, Jacob Good)	20	35
<b>FOURTH QUARTER</b>						
BYU	TD	10:15	Rex, Isaac 32 Yd	PASSby Hall, Jaren(Oldroyd, Jacob Good)	20	42
BYU	FG	03:39	Oldroyd, Jacob 32 Yd	FIELD GOAL	20	45
UTU	TD	01:49	Hobert, Joey 18 Yd	PASSby Gabalis, Victor	26	45
BYU	TD	00:47	Fall, Terence 25 Yd	RUSH(Peterman, Cash Good)	26	52

### COUGARS WIN 52-26 ON SENIOR DAY OVER UTAH TECH

PROVO, Utah — Quarterback Jaren Hall's six touchdowns lifted BYU to a 52-26 win over Utah Tech at LaVell Edwards Stadium on Saturday's last home game of the year.

Hall, threw for 465 yards, going 23-of-35 with five touchdowns. He also had five rushes for 13 yards, including a 10-yard house call for six total touchdowns.

The win marked BYU's sixth of the year, getting the Cougars bowl eligible for the 17th time in 18 seasons.

Wideout Keanu Hill was Hall's main target, as Hill tallied six catches for 137 yards. The Bedford, Texas, native hauled in three touchdowns and averaged 22.8 yards per catch on the afternoon. Running back Christopher Brooks rushed for 102 yards, his second most yards in a game this season,

The Cougar defense stiffened in the second half, holding the Trailblazers to just one second half score. The BYU defense forced three, three-and-outs in the second half, while allowing only 138 yards of total offense and forced Utah Tech punts on six-straight possessions.

Linebackers Keenan Pili and Pepe Tanuvasa led the defense with seven tackles a piece, Pili recording five solo tackles and Tanuvasa tallying four. Defensive back Jakob Robinson created the lone turnover for the Cougars when he picked off a second-quarter Utah Tech pass which resulted in a BYU touchdown on the ensuing drive.

The Cougars finished with 676 yards of total offense, 8.9 yards per play, were 3-of-3 in red zone trips, possessed the ball for 32:11 and recorded three tackles for loss in the win.

TEAM STAT COMPARISON	UTU	BYU
1st Downs	18	30
- Rushing	5	12
- Passing	9	17
- Penalty	4	1
Rushing	80	220
- Attempt	21	41
- Gain	85	234
- Loss	5	14
- TDs Rushing	0	2
Passing	340	456
- Attempts	50	35
- Completions	25	23
- Interceptions	1	1
- TDs Passing	3	5
Total Offensive Plays	71	76
Total Net Yards	420	676
Average Gain per Play	5.9	8.9
Fumbles - Lost	0 - 0	1 - 1
Penalties - Yards	5 - 50	11 - 132
Interceptions - Yards	1 - 27	1 - 0
Punts - Yards	7 - 281	5 - 219
Average Per Punt	40.1	43.8
Punt Returns - Yards	0 - 0	3 - 26
Kickoff Returns - Yards	2 - 31	4 - 87
Time of Possession	27:49	32:11
Third Down Conversions	4 of 16	5 of 11
Fourth Down Conversions	1 of 2	0 of 0
Sacks - Yards	1 - 7	0 - 0

BYU Top Passing							
	C-Att-Int	Yds	Y/A	Lng	TD	Sack	Effic
Hall, Jaren	23-35-1	456	13.03	59	5	1	216.58

BYU Top Receivers					
	No	Yds	Avg	Lng	TD
Hill, Keanu	6	137	22.8	45	3
Roberts, Chase	2	82	41.0	59	1
Cosper, Brayden	3	66	22.0	36	0

BYU Top Rushers							
	No	Gain	Loss	Net	Avg	Lng	TD
Brooks, Christopher	12	102	0	102	8.5	26	0
Ropati, Hinckley	16	48	5	43	2.7	11	0
Fall, Terence	1	25	0	25	25.0	25	1

BYU Defensive Highlights							
	Tot	Solo	Sacks	TFLY	PBU	FF	QBH
Pili, Keenan	7	5	0	0/2	1	0	0
Tanuvasa, Pepe	7	4	0	1/0	0	0	0
Bywater, Ben	3	1	0	1/1	1	0	0



**BYU** 14 14 0 7 **35**  
**STANFORD** 3 9 0 14 **26**

11.26.2022 • STANFORD, CALIFORNIA • STANFORD STADIUM (25,094) • FS1



SCORING SUMMARY					BYU	STA
<b>FIRST QUARTER</b>						
BYU	TD	11:48	Hall, Jaren 19 YdRUSH(Oldroyd, Jacob Good)	7	0	
STA	FG	08:26	Karty, Joshua 34 YdFIELD GOAL	7	3	
BYU	TD	05:29	Ropati, Hinckley 43 YdRUSH(Oldroyd, Jacob Good)	14	3	
<b>SECOND QUARTER</b>						
BYU	TD	13:43	Rex, Isaac 43 YdPASSby Hall, Jaren(Oldroyd, Jacob Good)	21	3	
STA	TD	07:41	Leigber, Mitch 1 YdRUSH	21	9	
BYU	TD	01:50	Rex, Isaac 1 YdPASSby Hall, Jaren(Oldroyd, Jacob Good)	28	9	
STA	FG	00:00	Karty, Joshua 54 YdFIELD GOAL	28	12	
<b>FOURTH QUARTER</b>						
BYU	TD	12:48	Nacua, Puka 25 YdRUSH(Oldroyd, Jacob Good)	35	12	
STA	TD	09:18	Daniels, Ashton 1 YdRUSH(Yurosek, Benjamin Good)	35	20	
STA	TD	04:39	Tremayne, Brycen 7 YdPASSby McKee, Tanner	35	26	

### BROOKS, BYU GROUND GAME BEATS STANFORD 35-26

STANFORD, Calif. — BYU football recorded a season-high 358 rushing yards on the way to a 35-26 victory over Stanford in the Cougars' final regular season game on Saturday night at Stanford Stadium.

Christopher Brooks bludgeoned his way through the Cardinal defense to the tune of a season-high 164 rushing yards on 23 carries. Brooks' 7.1 yards per pop were complemented by Hinckley Ropati's nine carries for 85 yards and a touchdown. Jaren Hall added 11 carries for 69 yards and a rushing score as well.

Hall threw just 11 times with seven completions for 93 yards and two touchdowns, both of which went to tight end Isaac Rex.

Rex led the Cougars with 44 yards on two receptions. Nacua notched three receptions for 33 yards along with three carries for 38 yards and a touchdown run.

Ben Bywater led the Cougar defense with nine tackles (two solo). Micah Harper came in close behind with eight tackles (four solo) and a pass breakup. Cornerback Gabe Jeudy-Lally made several key plays, including two pass breakups and assisted on a sack. Tyler Batty and Lorenzo Fauatea each found their way into the Stanford backfield, combining for two sacks.

As a team, the Cougars outgained Stanford 451-371. BYU owned the ground game, putting up 358 rushing yards while holding the Cardinal to just 53. Stanford quarterback Tanner McKee passed for 313 yards and a touchdown.

TEAM STAT COMPARISON	BYU	STANFORD
1st Downs	27	20
- Rushing	21	4
- Passing	4	16
- Penalty	2	0
Rushing	358	53
- Attempt	50	19
- Gain	364	72
- Loss	6	19
- TDs Rushing	3	2
Passing	93	318
- Attempts	12	42
- Completions	7	32
- Interceptions	0	0
- TDs Passing	2	1
Total Offensive Plays	62	61
Total Net Yards	451	371
Average Gain per Play	7.3	6.1
Fumbles - Lost	0 - 0	0 - 0
Penalties - Yards	0 - 0	6 - 50
Interceptions - Yards	0 - 0	0 - 0
Punts - Yards	1 - 49	3 - 108
Average Per Punt	49	36
Punt Returns - Yards	0 - 0	1 - 2
Kickoff Returns - Yards	1 - 27	5 - 90
Time of Possession	32:27	27:33
Third Down Conversions	5 of 9	7 of 13
Fourth Down Conversions	0 of 1	2 of 2
Sacks - Yards	3 - 19	0 - 0

#### BYU Top Passing

	C-Att-Int	Yds	Y/A	Lng	TD	Sack	Effic
Hall, Jaren	7-11-0	93	8.45	43	2	0	194.65
Conover, Jacob	01-0	0	0.00	0	0	0	0.00

#### BYU Top Receivers

	No	Yds	Avg	Lng	TD
Rex, Isaac	2	44	22.0	43	2
Nacua, Puka	3	33	11.0	13	0
Cosper, Brayden	1	14	14.0	14	0


#### BYU Top Rushers

	No	Gain	Loss	Net	Avg	Lng	TD
Brooks, Christopher	23	166	2	164	7.1	19	0
Ropati, Hinckley	9	85	0	85	9.4	43	1
Hall, Jaren	11	70	1	69	6.3	19	1

#### BYU Defensive Highlights

	Tot	Solo	Sacks	TFLY	PBU	FF	QBH
Bywater, Ben	9	2	0	0/0	0	0	0
Harper, Micah	8	4	0	0/0	1	0	0
Robinson, Jakob	7	4	0	0/0	0	0	0

<b>SMU</b>	10	0	0	13	23
<b>BYU</b>	7	3	14	0	24
12.17.2022 • ALBUQUERQUE, NEW MEXICO • UNIVERSITY STADIUM (22,209) • ABC					



SCORING SUMMARY					SMU	BYU
<b>FIRST QUARTER</b>						
SMU	FG	12:01	C.Rogers 35 YdFIELD GOAL	3	0	
BYU	TD	06:09	S.Maiava-Peters 1 YdRUSH(J.Oldroyd GOOD)	3	7	
SMU	TD	02:16	R.Daniels, Jr. 9 YdPASSby T.Mordecai(C.Rogers GOOD)	10	7	
<b>SECOND QUARTER</b>						
BYU	FG	03:34	J.Oldroyd 31 YdFIELD GOAL	10	10	
<b>THIRD QUARTER</b>						
BYU	TD	08:17	B.Bywater 76 YdINTby T.Mordecai(J.Oldroyd GOOD)	10	17	
BYU	TD	01:22	C.Brooks 22 YdRUSH(J.Oldroyd GOOD)	10	24	
<b>FOURTH QUARTER</b>						
SMU	TD	12:39	T.Lavine 3 YdRUSH(C.Rogers GOOD)	17	24	
SMU	TD	00:08	J.Kerley 12 YdPASSby T.Mordecai(T.Mordecai FAIL)	23	24	

### DEFENSE DELIVERS 24-23 WIN OVER SMU IN NEW MEXICO BOWL

ALBUQUERQUE, N.M. — The BYU defense made the plays it needed to all night and sealed the Cougars' 24-23 win with a game-saving stop on a 2-point try from SMU from Jakob Robinson in the New Mexico Bowl at University Stadium on Saturday night.

While BYU scored two unanswered touchdowns to go up 24-10 in the third quarter, SMU came galloping back in the fourth with two touchdowns of its own. The second SMU score came as quarterback Tanner Mordecai found receiver Jordan Kerley for a 12-yard scoring strike with eight seconds to play.

Despite the Mustang comeback, the Cougar defense was faced with one more chance to stop SMU as Mustang head coach Rhett Lashlee elected to keep his offense on the field for a 2-point conversion attempt. After a duel of timeouts, SMU sent Mordecai on a quarterback keeper and right into the expectant clutches of Robinson.

The BYU defensive back's game-sealing stop helped the Cougars clinch an 8-5 record and finish the 2022 season on a four-game winning streak.

BYU's defense set the tone, holding the normally prolific SMU attack to 389 total yards with 171 on the ground and 218 through the air. Ben Bywater led the way for the Cougar defense with 11 tackles (four solo) and an interception returned for a touchdown, a 75-yard pick-six that flipped the game in BYU's favor to give them a third-quarter lead.

With quarterback Jaren Hall injured, third-year freshman Sol-Jay Maiava-Peters made his first-career collegiate start with at quarterback for the Cougars. The Hau'ula, Hawaii native, went 7-of-12 for 47 yards through the air with one interception while running for 96 yards on 14 carries and a touchdown.

The BYU offense rushed for 209 yards with Christopher Brooks carrying the ball 19 times for 88 yards and a rushing score. Hinckley Ropati was handed the ball five times and picked up 29 yards. Isaac Rex led BYU in receiving yards with a solo 27-yard grab.

BYU kicker Jake Oldroyd finished the night 3-for-3 on extra point attempts to go along with a 31-yard field goal make. With his performance on Saturday, Oldroyd has posted 338 points in his career to become BYU's all-time scoring leader.

The New Mexico Bowl win concludes BYU's 12-year (2011-22) run as an FBS Independent with a record of 99-56. When BYU returns the field in the fall of 2023, the Cougars will begin a new era in the Big 12 Conference.

TEAM STAT COMPARISON	SMU	BYU
1st Downs	28	16
- Rushing	16	12
- Passing	11	2
- Penalty	1	2
Rushing	171	209
- Attempt	50	42
- Gain	202	225
- Loss	31	16
- TDs Rushing	1	2
Passing	218	47
- Attempts	37	12
- Completions	27	7
- Interceptions	1	1
- TDs Passing	2	0
Total Offensive Plays	87	54
Total Net Yards	389	256
Average Gain per Play	4.5	4.7
Fumbles - Lost	1 - 0	1 - 0
Penalties - Yards	2 - 28	5 - 53
Interceptions - Yards	1 - 6	1 - 76
Punts - Yards	4 - 169	4 - 235
Average Per Punt	42.3	58.8
Punt Returns - Yards	2 - 30	0 - 0
Kickoff Returns - Yards	0 - 0	1 - 25
Time of Possession	28:25	31:35
Third Down Conversions	10 of 18	5 of 12
Fourth Down Conversions	2 of 3	2 of 2
Sacks - Yards	1 - 9	2 - 26

BYU Top Passing							
	C-Att-Int	Yds	Y/A	Lng	TD	Sack	Effic
Maiava-Peters, Sol-Jay	7-12-1	47	3.92	27	0	0	74.57
Roberts, Chase	0-0-0	0	0.00	0	0	1	0.00

BYU Top Receivers					
	No	Yds	Avg	Lng	TD
Rex, Isaac	1	27	27.0	27	0
Cosper, Brayden	3	12	4.0	4	0
Roberts, Chase	1	6	6.0	6	0

BYU Top Rushers							
	No	Gain	Loss	Net	Avg	Lng	TD
Maiava-Peters, Sol-Jay	14	96	0	96	6.9	17	1
Brooks, Christopher	19	93	5	88	4.6	22	1
Ropati, Hinckley	5	29	0	29	5.8	20	0

BYU Defensive Highlights							
	Tot	Solo	Sacks	TFL/Y	PBU	FF	QBH
Bywater, Ben	11	4	0	0/0	0	0	0
Tanuvasa, Pepe	10	2	0	0/0	0	0	0
Robinson, Jakob	9	4	0	0/0	0	0	1

## AWARDS

### OFFENSE

#### Offensive Line

- No. 1 Pass Protection Team (Pro Football Focus, 92.0)
- College Football News All-Independent Offensive Line of the Year

#### Clark Barrington I LG, 6-6, 305, Jr., Spokane, Washington

- PFF All-Bowl Team
- Phil Steele All-Independent Second Team
- William V. Campbell Trophy Semifinalist
- College Sports Communicators Academic All-District Team
- William Campbell Trophy Semifinalist
- Rotary Lombardi Award Midseason Watch List
- Phil Steele Preseason All-America First Team
- Action Network 2022 Preseason All-America First Team
- The Sporting News Preseason All-America Second Team
- Lindy's Sports Preseason All-America Second Team
- Athlon Sports Preseason All-America Third Team
- Rotary Lombardi Award Watch List
- Outland Trophy Watch List
- Pro Football Network Preseason Top 100 College Football Players
- Senior Bowl Watch List
- Phil Steele Preseason All-Independent First Team
- Team Captain

#### Chris Brooks I RB, 6-1, 230, Sr., Oceanside, California

- Hula Bowl invitee
- Phil Steele All-Independent First Team
- College Sports Communicators Academic All-District Team
- Phil Steele Preseason All-Independent Second Team
- College Football News All-Independent Second Team
- Assistant Team Captain

#### Kody Epps I WR, 5-11, 185, Fr., Los Angeles, California

- College Football News Freshman All-America honorable mention
- Phil Steele All-Independent Second Team
- College Football News All-Independent Second Team
- College Football News Freshman Midseason All-America list

#### Blake Freeland I LT, 6-8, 305, Jr., Herriman, Utah

- Senior Bowl invitee
- Associated Press All-America Third Team
- Pro Football Focus All-America Third Team
- Phil Steele All-America honorable mention
- College Football News All-Independent Offensive Lineman of the Year
- Phil Steele All-Independent First Team
- College Football News All-Independent First Team
- Rotary Lombardi Award Midseason Watch List
- The Athletic Preseason All-America Team
- Pro Football Focus Preseason Top 100 College Football Players
- Outland Trophy Watch List
- Rotary Lombardi Award Watch List
- Senior Bowl Watch List
- Phil Steele Preseason All-Independent First Team
- Team Captain

#### Jaren Hall I QB, 6-1, 205, Jr., Spanish Fork, Utah

- Senior Bowl invitee
- College Football News All-Independent Offensive Player of the Year
- College Football News All-Independent Offensive Quarterback of the Year
- Phil Steele All-Independent First Team
- College Football News All-Independent First Team
- Official Davey O'Brien QB Class of 2022
- Davey O'Brien National Quarterback Award Semifinalist
- Johnny Unitas Golden Arm Award Top 25 Watch List

- College Football Hall of Fame KIA Player of the Month (September)
- Manning Award Stars of the Week (After Wyoming win)
- Manning Award Stars of the Week (After Boise State win)
- Manning Award Watch List
- Maxwell Award Watch List
- Johnny Unitas Golden Arm Award Watch List
- Davey O'Brien Award Watch List
- Walter Camp Player of the Year Award Watch List
- CFP National Performer of the Year Award Watch List
- Pro Football Network Preseason Top 100 College Football Players
- Senior Bowl Watch List
- Phil Steele Preseason All-Independent First Team
- Team Captain

#### Keanu Hill I WR, 6-4, 215, So., Bedford, Texas

- College Football News All-Independent First Team
- Earl Campbell Tyler Rose Award National Player of the Week honorable mention (after Utah Tech win)
- Earl Campbell Tyler Rose Award National Player of the Week honorable mention (after Wyoming win)
- Earl Campbell Tyler Rose Award Watch List

#### Lopini Katoa I RB, 6-1, 210, Sr., American Fork, Utah

- Assistant Team Captain

#### Sol-Jay Maiava-Peters I QB, 6-1, 200, Hau'ula, Hawai'i

- New Mexico Bowl Offensive MVP

#### Puka Nacua I WR, 6-2, 205, Jr., Provo, Utah

- Senior Bowl invitee
- College Football News All-Independent Wide Receiver of the Year
- Phil Steele All-Independent First Team
- College Football News All-Independent First Team
- Polynesian College Football Player of the Year Award Watch List
- Biletnikoff Award Preseason Watch List
- Phil Steele Preseason All-Independent First Team
- Team Captain

#### Connor Pay I C, 6-5, 312, So., Highland, Utah

- College Football News All-Independent First Team
- College Sports Communicators Academic All-District Team
- Rimington Trophy Watch List
- Assistant Team Captain

#### Isaac Rex I TE, 6-6, 250, So., San Clemente, California

- Phil Steele All-Independent First Team
- Polynesian College Football Player of the Year Award Watch List
- John Mackey Award Preseason Watch List
- Phil Steele Preseason All-Independent First Team
- College Football News All-Independent Second Team

#### Gunner Romney I WR, 6-2, 195, Sr., Chandler, Arizona

- Senior Bowl Watch List
- Phil Steele Preseason All-Independent Second Team
- Assistant Team Captain

#### Kingsley Suamataia I RT, 6-6, 325, Fr., Orem, Utah

- The Athletic Freshman All-America Second Team
- College Football News Freshman All-America Second Team
- Phil Steele All-Independent Second Team
- College Football News All-Independent First Team
- College Football News Midseason Freshman All-America List

#### Joe Tukuafu I RG/C, 6-4, 300, Sr., Glendale, Utah

- Polynesian College Football Player of the Year Award Watch List

## DEFENSE

### Chaz Ah You | LB, 6-2, 222, Sr., Saratoga Springs, Utah

- Polynesian College Football Player of the Year Award Watch List

### Tyler Batty | DE, 6-5, 275, So., Payson, Utah

- Wuerffel Trophy Watch List
- Phil Steele Preseason All-Independent Second Team
- Assistant Team Captain

### Ben Bywater | LB, 6-3, 230, So., Salt Lake City, Utah

- New Mexico Bowl Defensive Bowl MVP
- Phil Steele All-Independent Second Team
- Associated Press All-Bowl Team
- College Sports Communicators Academic All-District Team
- Butkus Award Watch List
- Lott Trophy Watch List
- Phil Steele Preseason All-Independent First Team
- Assistant Team Captain

### Lorenzo Fauatea | DL, 6-4, 310, Sr., West Valley City, Utah

- Team Captain

### Kaleb Hayes | CB, 6-0, 195, Sr., San Bernardino, California

- Team Captain

### Micah Harper | S, 5-10, 185, Fr., Chandler, Arizona

- College Football News Freshman All-America honorable mention
- Phil Steele All-Independent Second Team

### Gabe Jeudy-Lally | CB, 6-2, 185, So., Austin, Texas

- Phil Steele Preseason All-Independent Second Team

### Atunaisa Mahe | DT, 6-1, 310, Jr., West Jordan, Utah

- Polynesian College Football Player of the Year Award Watch List

### D'Angelo Mandell | CB, 6-1, 192, Sr., San Diego, California

- Assistant Team Captain

### Malik Moore | S, 6-1, 195, Sr., San Diego, California

- Phil Steele Preseason All-Independent Second Team
- Assistant Team Captain

### Keenan Pili | LB, 6-3, 237, Jr., Provo, Utah

- College Sports Communicators Academic All-District Team
- Polynesian College Football Player of the Year Award Watch List
- Chuck Bednarik Award Watch List
- Phil Steele Preseason All-Independent Second Team
- Team Captain

### Gabe Summers | DL, 6-2, 295, Jr., Saratoga Springs, Utah

- College Sports Communicators Academic All-District Team

### Max Tooley | LB, 6-2, 215, Jr., Bountiful, Utah

- College Football News All-Independent Second Team

### Earl Tuioti-Mariner | DL, 6-4, 288, Sr., Topeka, Kansas

- Polynesian College Football Player of the Year Award Watch List

### Payton Wilgar | LB, 6-3, 235, Jr., St. George, Utah

- Burlsworth Trophy Semifinalist
- Bronko Nagurski Trophy Watch List
- Butkus Award Watch List
- Phil Steele Preseason All-Independent First Team
- Team Captain

## SPECIAL TEAMS

### Talmage Gunther | WR/Special Teams, 6-0, 195, So., Cedar Hills, Utah

- College Sports Communicators Academic All-District Team

### Hobbs Nyberg | WR/Returner, 5-11, 195, So., St. George, Utah

- College Football News All-Independent Second Team (punt returner)

### Jake Oldroyd | PK, 6-1, 195, Jr., Southlake, Texas

- Lou Groza Award Preseason Watch List
- Phil Steele Preseason All-Independent Second Team

### Ryan Rehkow | P, 6-6, 232, So., Veradale, Washington

- College Football News All-Independent Punter of the Year
- Phil Steele All-Independent First Team
- Associated Press All-Bowl Team
- College Sports Communicators Academic All-District Team
- Ray Guy Award Watch List
- Phil Steele Preseason All-Independent First Team
- College Football News All-Independent First Team
- Assistant Team Captain

## COACHES

### Kalani Sitake | Head Coach

- Polynesian Football Hall of Fame Finalist
- Dodd Trophy Preseason Watch List

### Fesi Sitake | Passing Game Coordinator/WR Coach

- Broyles Award nominee

## PHIL STEELE ALL-INDEPENDENT

### FIRST TEAM OFFENSE

QB Jaren Hall  
 RB Chris Brooks  
 WR Puka Nacua  
 TE Isaac Rex  
 OT Blake Freeland

### SECOND TEAM OFFENSE

WR Kody Epps  
 OG Clark Barrington  
 OT Kingsley Suamataia

### SECOND TEAM DEFENSE

LB Ben Bywater  
 S Micah Harper

### FIRST TEAM SPECIAL TEAMS

P Ryan Rehkow

### PHIL STEELE ALL-AMERICAN

Honorable Mention Team  
 OT Blake Freeland

## NFF HAMPSHIRE HONOR SOCIETY

The National Football Foundation & College Football Hall of Fame (NFF) recognized 10 players from the 2022 BYU football team as members of its 2023 NFF Hampshire Honor Society, which is comprised of college football players from all divisions who each maintained a cumulative 3.2 GPA or better throughout their college careers.

Players from BYU's 2022 team honored by the NFF include running back Chris Brooks (3.68, Psychology), receiver/specialist Talmage Gunther (3.64, Finance), offensive lineman Clark Barrington (3.53, Construction Management), linebacker Keenan Pili (3.53, Exercise Science), defensive lineman Gabe Summers (3.52, Finance), defensive back Gabe Jeudy-Lally (3.46, Human and Organizational Development), running back Jackson McChesney (3.42, Finance), defensive back Matthew Criddle (3.31, Spanish), linebacker Pepe Tanuvasa (3.27, Finance) and defensive back Hayden Livingston (3.20, Exercise Science).

With 77 overall honorees since the inception of the program in 2007, BYU ranks No. 1 among all FBS schools for the most players to earn recognition in the NFF Hampshire Honor Society. Minnesota (71), Nebraska (62), Kansas State (61), Northwestern (61), Duke (61), Rice (59), Stanford (58), Boston College (57) and California (55) round out the top 10 among FBS programs.

The Cougars are also one of five FBS schools to have had at least one player earning selection in all 17 years of the NFF Hampshire Honor Society (2007-22) along with Minnesota, West Virginia, Penn State and SMU.

This year BYU was one of nine FBS teams with 10 or more players honored, with California topping all FBS programs with 18 selections. Others with 10 or more honorees included Nebraska (14), Air Force (11), Minnesota (11), Virginia (11), Northwestern (10), UCLA (10) and Wyoming (10).



## Team Statistics

	BYU	OPP
<b>Scoring</b>	<b>407</b>	<b>383</b>
Points per game	31.3	29.5
Points Off Turnovers	41	20
<b>First Downs</b>	<b>285</b>	<b>293</b>
Rushing	122	127
Passing	139	138
Penalty	24	28
<b>Rushing Yardage</b>	<b>2296</b>	<b>2259</b>
Yards gained rushing	2449	2466
Yards lost rushing	153	207
Rushing attempts	438	496
Average per rush	5.2	4.6
Average per game	176.6	173.8
TDs Rushing	19	22
<b>Passing Yardage</b>	<b>3246</b>	<b>3046</b>
Comp-Att-Int	257-393-7	273-409-8
Average per pass	8.3	7.4
Average per catch	12.6	11.2
Average per game	249.7	234.3
TDs Passing	32	25
<b>Total offense</b>	<b>5542</b>	<b>5305</b>
Total plays	831	905
Average per play	6.7	5.9
Average per game	426.3	408.1
<b>Kick returns: #-Yards</b>	<b>22-450</b>	<b>28-621</b>
<b>Punt returns: #-Yards</b>	<b>13-127</b>	<b>12-90</b>
<b>Int returns: #-Yards</b>	<b>8-183</b>	<b>7-67</b>
<b>Kick return average</b>	<b>20.5</b>	<b>22.2</b>
<b>Punt return average</b>	<b>9.8</b>	<b>7.5</b>
<b>Int return average</b>	<b>22.9</b>	<b>9.6</b>
<b>Fumbles-Lost</b>	<b>11-3</b>	<b>11-4</b>
<b>Penalties-Yards</b>	<b>75-697</b>	<b>69-625</b>
Average per game	53.6	48.1
<b>Punts-Yards</b>	<b>40-1847</b>	<b>46-1934</b>
Average per punt	46.2	42.0
Net punt average	42.1	38.8
<b>Kickoffs-Yards</b>	<b>77-4624</b>	<b>75-4723</b>
Average per kick	60.1	63.0
Net kick average	37.3	39.6
<b>Time of possession / game</b>	<b>29:10</b>	<b>30:50</b>
<b>3rd-down conversion</b>	<b>70/157</b>	<b>82/178</b>
3rd-down pct	45%	46%
<b>4rd-down conversion</b>	<b>8/26</b>	<b>15/27</b>
4rd-down pct	31%	56%
<b>Sacks by-Yards</b>	<b>15-108</b>	<b>13-69</b>
<b>Misc Yards</b>	<b>0</b>	<b>0</b>
<b>Touchdowns scored</b>	<b>54</b>	<b>48</b>
<b>Field goals - attempts</b>	<b>10-15</b>	<b>17-19</b>
<b>On-Side kicks</b>	<b>0-1</b>	<b>0-2</b>
<b>Red-zone scores</b>	<b>(35-44) 80%</b>	<b>(53-60) 88%</b>
<b>Red-zone touchdowns</b>	<b>(26-44) 59%</b>	<b>(38-60) 63%</b>
<b>PAT-attempts</b>	<b>(49-51) 96%</b>	<b>(40-42) 95%</b>
<b>2-point conversion-attempts</b>	<b>(1-3) 33%</b>	<b>(1-6) 17%</b>
<b>Attendance</b>	<b>358043</b>	<b>171551</b>
Games / Avg per game	6/59674	5/34310
Neutral site games	-	2/42476

## Score by Periods

Team	1st	2nd	3rd	4th	OT	TOT
BYU	116	101	106	78	6	407
Opponents	66	133	87	97	0	383



## Team Results

Date	Opponent		Score	Att.
09/03/2022	at South Fla.	W	50-21	31521
09/10/2022	Baylor	Wot2	26-20	63470
09/17/2022	at Oregon	L	20-41	54463
09/24/2022	Wyoming	W	38-24	60092
09/29/2022	Utah St.	W	38-26	59417
10/08/2022	vs Notre Dame	L	20-28	62742
10/15/2022	Arkansas	L	35-52	63470
10/22/2022	at Liberty	L	14-41	24012
10/28/2022	East Carolina	L	24-27	55525
11/05/2022	at Boise St.	W	31-28	36461
11/19/2022	Utah Tech	W	52-26	56069
11/26/2022	at Stanford	W	35-26	25094
12/17/2022	vs SMU	W	24-23	22209

## Rushing

Player	gp	att	gain	loss	net	avg	td	lg	avg/g
Christopher Brooks	11	130	837	20	817	6.3	6	52	74.3
Jaren Hall	12	86	423	73	350	4.1	3	48	29.2
Lopini Katoa	10	75	340	8	332	4.4	2	24	33.2
Miles Davis	8	40	236	11	225	5.6	0	70	28.1
Puka Nacua	9	25	219	10	209	8.4	5	75	23.2
Hinckley Ropati	9	36	194	5	189	5.3	1	43	21.0
Sol-Jay Maiava-Peters	1	14	96	0	96	6.9	1	17	96.0
Jackson McChesney	2	3	33	0	33	11.0	0	28	16.5
Terence Fall	12	1	25	0	25	25.0	1	25	2.1
Mason Fakahua	12	7	16	2	14	2.0	0	5	1.2
Jacob Conover	3	1	5	0	5	5.0	0	5	1.7
Chris Jackson	8	2	7	3	4	2.0	0	7	0.5
Chase Roberts	11	4	12	9	3	0.8	0	5	0.3
Gunner Romney	2	1	2	0	2	2.0	0	2	1.0
Kody Epps	8	1	2	0	2	2.0	0	2	0.3
Parker Kingston	1	1	2	0	2	2.0	0	2	2.0
Team	13	11	0	12	-12	-1.1	0	0	-0.9
<b>Total</b>	<b>13</b>	<b>438</b>	<b>2449</b>	<b>153</b>	<b>2296</b>	<b>5.2</b>	<b>19</b>	<b>75</b>	<b>176.6</b>
<b>Opponents</b>	<b>13</b>	<b>496</b>	<b>2466</b>	<b>207</b>	<b>2259</b>	<b>4.6</b>	<b>22</b>	<b>80</b>	<b>173.8</b>

## Passing

Player	gp	effic	comp-att-int	pct	yds	td	lg	avg/g
Jaren Hall	12	160.8	248-376-6	66.0	3171	31	68	264.3
Sol-Jay Maiava-Peters	1	68.8	7-13-1	53.8	47	0	27	47.0
Keanu Hill	13	150.4	1-1-0	100.0	6	0	6	0.5
Jacob Conover	3	0.0	0-1-0	0.0	0	0	0	0.0
Chase Roberts	11	614.8	1-1-0	100.0	22	1	22	2.0
Team	13	0.0	0-1-0	0.0	0	0	0	0.0
<b>Total</b>	<b>13</b>	<b>158.1</b>	<b>257-393-7</b>	<b>65.4</b>	<b>3246</b>	<b>32</b>	<b>68</b>	<b>249.7</b>
<b>Opponents</b>	<b>13</b>	<b>145.6</b>	<b>273-409-8</b>	<b>66.7</b>	<b>3046</b>	<b>25</b>	<b>80</b>	<b>234.3</b>

## Receiving

Player	gp	no.	yds	avg	td	lg	avg/g
Puka Nacua	9	48	625	13.0	5	46	69.4
Kody Epps	8	39	459	11.8	6	53	57.4
Keanu Hill	13	36	572	15.9	7	68	44.0
Brayden Cospier	13	30	363	12.1	1	40	27.9
Isaac Rex	13	22	320	14.5	6	43	24.6
Chase Roberts	11	22	357	16.2	3	59	32.5
Lopini Katoa	10	10	80	8.0	0	12	8.0
Masen Wake	11	10	42	4.2	0	10	3.8
Christopher Brooks	11	10	98	9.8	0	27	8.9
Dallin Holker	3	9	86	9.6	1	19	28.7
Miles Davis	8	6	27	4.5	0	14	3.4
Hinckley Ropati	9	6	97	16.2	1	48	10.8
Gunner Romney	2	5	59	11.8	0	34	29.5
Jaren Hall	12	2	28	14.0	1	22	2.3
Terence Fall	12	1	19	19.0	0	19	1.6
Ethan Erickson	11	1	14	14.0	1	14	1.3
<b>Total</b>	<b>13</b>	<b>257</b>	<b>3246</b>	<b>12.6</b>	<b>32</b>	<b>68</b>	<b>249.7</b>
<b>Opponents</b>	<b>13</b>	<b>273</b>	<b>3046</b>	<b>11.2</b>	<b>25</b>	<b>80</b>	<b>234.3</b>

## Game Records

Record	Overall	Home	Away	Neutral
ALL GAMES	8-5	4-2	3-2	1-1
CONFERENCE	0-0	0-0	0-0	0-0
NON-CONFERENCE	8-5	4-2	3-2	1-1

## Team Statistics

	BYU	OPP
<b>First Downs</b>	<b>285</b>	<b>293</b>
Rushing	122	127
Passing	139	138
Penalty	24	28
<b>Rushing Yardage</b>	<b>2296</b>	<b>2259</b>
Rushing attempts	438	496
Average per rush	5.2	4.6
Average per game	176.6	173.8
TDs Rushing	19	22
<b>Passing Yardage</b>	<b>3246</b>	<b>3046</b>
Comp-Att-Int	257-393-7	273-409-8
Average per pass	8.3	7.4
Average per catch	12.6	11.2
Average per game	249.7	234.3
TDs Passing	32	25
<b>Total offense</b>	<b>5542</b>	<b>5305</b>
Average per play	6.7	5.9
Average per game	426.3	408.1
<b>Kick returns: #-Yards</b>	<b>22-450</b>	<b>28-621</b>
<b>Punt returns: #-Yards</b>	<b>13-127</b>	<b>12-90</b>
<b>Int returns: #-Yards</b>	<b>8-183</b>	<b>7-67</b>
<b>Fumbles-Lost</b>	<b>11-3</b>	<b>11-4</b>
<b>Penalties-Yards</b>	<b>75-697</b>	<b>69-625</b>
<b>Punts-Avg</b>	<b>40-46.2</b>	<b>46-42.0</b>
<b>Time of possession / game</b>	<b>29:10</b>	<b>30:50</b>
<b>3rd-down conversion</b>	<b>70/157</b>	<b>82/178</b>
<b>4rd-down conversion</b>	<b>8/26</b>	<b>15/27</b>
<b>PAT-attempts</b>	<b>(49-51) 96%</b>	<b>(40-42) 95%</b>
<b>2-point conversion-attempts</b>	<b>(1-3) 33%</b>	<b>(1-6) 17%</b>

## Interceptions

Player	no.	yds	avg	td	lg
Max Tooley	3	67	22.3	2	34
Ben Bywater	3	95	31.7	1	76
Jakob Robinson	1	0	0.0	0	0
Talan Alfrey	1	21	21.0	0	21
<b>Total</b>	<b>8</b>	<b>183</b>	<b>22.9</b>	<b>3</b>	<b>76</b>
<b>Opponents</b>	<b>7</b>	<b>67</b>	<b>9.6</b>	<b>0</b>	<b>27</b>



### Field Goals

Player	fg	pct.	01-19	20-29	30-39	40-49	50-99	lg	blk
Jacob Oldroyd	9-14	64.3	0-0	2-2	6-11	1-1	0-0	45	0
Justen Smith	1-1	100.0	0-0	1-1	0-0	0-0	0-0	25	0
<b>Opponents</b>	<b>17-19</b>	<b>89.5</b>	<b>0-0</b>	<b>8-8</b>	<b>6-6</b>	<b>1-3</b>	<b>2-2</b>	<b>54</b>	<b>0</b>

### Scoring

Player	td	fg	PAT						pts
			kick	rush	rcv	pass	dxp	saf	
Jacob Oldroyd	-	9-14	45-45	-	-	-	-	-	72
Puka Nacua	10	-	-	-	-	-	-	-	60
Keanu Hill	7	-	-	-	1	-	-	-	44
Christopher Brooks	6	-	-	-	-	-	-	-	36
Isaac Rex	6	-	-	-	-	-	-	-	36
Kody Epps	6	-	-	-	-	-	-	-	36
Jaren Hall	4	-	-	-	-	1	-	-	24
Chase Roberts	3	-	-	-	-	-	-	-	18
Lopini Katoa	2	-	-	-	-	-	-	-	12
Max Tooley	2	-	-	-	-	-	-	-	12
Hinckley Ropati	2	-	-	-	-	-	-	-	12
Brayden Cospser	1	-	-	-	-	-	-	-	6
Sol-Jay Maiava-Peters	1	-	-	-	-	-	-	-	6
Terence Fall	1	-	-	-	-	-	-	-	6
Justen Smith	-	1-1	3-5	-	-	-	-	-	6
Ethan Erickson	1	-	-	-	-	-	-	-	6
Dallin Holker	1	-	-	-	-	-	-	-	6
Ben Bywater	1	-	-	-	-	-	-	-	6
Cash Peterman	-	-	1-1	-	-	-	-	-	1
<b>Total</b>	<b>54</b>	<b>10-15</b>	<b>49-51</b>	<b>0</b>	<b>1</b>	<b>1</b>	<b>0</b>	<b>1</b>	<b>407</b>
<b>Opponents</b>	<b>48</b>	<b>17-19</b>	<b>40-42</b>	<b>0</b>	<b>1</b>	<b>1</b>	<b>0</b>	<b>1</b>	<b>383</b>

### Score by Periods

Team	1st	2nd	3rd	4th	OT	TOT
BYU	116	101	106	78	6	407
Opponents	66	133	87	97	0	383

### Punting

Player	no.	yds	avg	lg	tb	fc	i20	50+	blk
Ryan Rehkow	40	1847	46.2	71	4	11	16	12	0
<b>Total</b>	<b>40</b>	<b>1847</b>	<b>46.2</b>	<b>71</b>	<b>4</b>	<b>11</b>	<b>16</b>	<b>12</b>	<b>0</b>
<b>Opponents</b>	<b>46</b>	<b>1934</b>	<b>42.0</b>	<b>62</b>	<b>1</b>	<b>21</b>	<b>18</b>	<b>10</b>	<b>0</b>

### Punt Returns

Player	no.	yds	avg	td	lg
Hobbs Nyberg	9	115	12.8	0	42
Talmage Gunther	4	12	3.0	0	7
<b>Total</b>	<b>13</b>	<b>127</b>	<b>9.8</b>	<b>0</b>	<b>42</b>
<b>Opponents</b>	<b>12</b>	<b>90</b>	<b>7.5</b>	<b>0</b>	<b>28</b>

### Kick Returns

Player	no.	yds	avg	td	lg
Hobbs Nyberg	17	388	22.8	0	42
Talmage Gunther	3	44	14.7	0	19
Caleb Christensen	2	18	9.0	0	11
<b>Total</b>	<b>22</b>	<b>450</b>	<b>20.5</b>	<b>0</b>	<b>42</b>
<b>Opponents</b>	<b>28</b>	<b>621</b>	<b>22.2</b>	<b>1</b>	<b>89</b>

### All Purpose

Player	g	rush	rcv	pr	kr	ir	total	avg/g
Christopher Brooks	11	817	98	0	0	0	915	83.2
Puka Nacua	9	209	625	0	0	0	834	92.7
Keanu Hill	13	0	572	0	0	0	572	44.0
Hobbs Nyberg	11	0	0	115	388	0	503	45.7
Kody Epps	8	2	459	0	0	0	461	57.6
Lopini Katoa	10	332	80	0	0	0	412	41.2
Jaren Hall	12	350	28	0	0	0	378	31.5
Brayden Cospser	13	0	363	0	0	0	363	27.9
Chase Roberts	11	3	357	0	0	0	360	32.7
Isaac Rex	13	0	320	0	0	0	320	24.6
Hinckley Ropati	9	189	97	0	0	0	286	31.8
Miles Davis	8	225	27	0	0	0	252	31.5
Sol-Jay Maiava-Peters	1	96	0	0	0	0	96	96.0
Ben Bywater	13	0	0	0	0	95	95	7.3
Dallin Holker	3	0	86	0	0	0	86	28.7
Max Tooley	7	0	0	0	0	67	67	9.6
Gunner Romney	2	2	59	0	0	0	61	30.5
Talmage Gunther	13	0	0	12	44	0	56	4.3
Terence Fall	12	25	19	0	0	0	44	3.7
Masen Wake	11	0	42	0	0	0	42	3.8
Jackson McChesney	2	33	0	0	0	0	33	16.5
Talan Alfrey	13	0	0	0	0	21	21	1.6
Caleb Christensen	7	0	0	0	18	0	18	2.6
Ethan Erickson	11	0	14	0	0	0	14	1.3
Mason Fakahua	12	14	0	0	0	0	14	1.2
Jacob Conover	3	5	0	0	0	0	5	1.7
Chris Jackson	8	4	0	0	0	0	4	0.5
Parker Kingston	1	2	0	0	0	0	2	2.0
<b>Total</b>	<b>13</b>	<b>2296</b>	<b>3246</b>	<b>127</b>	<b>450</b>	<b>183</b>	<b>6302</b>	<b>484.8</b>
<b>Opponents</b>	<b>13</b>	<b>2259</b>	<b>3046</b>	<b>90</b>	<b>621</b>	<b>67</b>	<b>6083</b>	<b>467.9</b>

### Total Offense

Player	g	plays	rush	pass	total	avg/g
Jaren Hall	12	462	350	3171	3521	293.4
Christopher Brooks	11	130	817	0	817	74.3
Lopini Katoa	10	75	332	0	332	33.2
Miles Davis	8	40	225	0	225	28.1
Puka Nacua	9	25	209	0	209	23.2
Hinckley Ropati	9	36	189	0	189	21.0
Sol-Jay Maiava-Peters	1	27	96	47	143	143.0
Jackson McChesney	2	3	33	0	33	16.5
Terence Fall	12	1	25	0	25	2.1
Chase Roberts	11	5	3	22	25	2.3
Mason Fakahua	12	7	14	0	14	1.2
Keanu Hill	13	1	0	6	6	0.5
Jacob Conover	3	2	5	0	5	1.7
Chris Jackson	8	2	4	0	4	0.5
Kody Epps	8	1	2	0	2	0.3
Gunner Romney	2	1	2	0	2	1.0
Parker Kingston	1	1	2	0	2	2.0
<b>Total</b>	<b>13</b>	<b>831</b>	<b>2296</b>	<b>3246</b>	<b>5542</b>	<b>426.3</b>
<b>Opponents</b>	<b>13</b>	<b>905</b>	<b>2259</b>	<b>3046</b>	<b>5305</b>	<b>408.1</b>



##	Player	gp	Tackles				tfl/yds	Sacks	Pass defense		Fumbles		blkd	
			ua	a	tot	no-yds		int-yds	brup	qbh	fr-yds	ff	kick	saf
2	Ben Bywater	13	31	67	98	4-13	1-4	3-95	2	.	.	.	.	
1	Micah Harper	13	35	27	62	2.5-13	.	.	3	.	.	2	.	
41	Keenan Pili	12	29	33	62	4-15	1-10	.	1	.	1-0	1	.	
31	Max Tooley	7	33	24	57	2-2	1-1	3-67	1	1	.	1	.	
92	Tyler Batty	12	29	23	52	7-27	2-19	.	.	4	1-0	.	.	
0	Jakob Robinson	13	34	17	51	1.5-16	.	1-0	5	1	.	.	.	
11	Gabe Jeudy-Lally	13	31	16	47	0.5-2	0.5-2	.	7	.	.	.	.	
45	Pepe Tanuvasa	13	15	30	45	0.5-0	.	.	2	1	.	.	.	
18	Kaleb Hayes	12	26	15	41	.	.	.	7	.	.	.	.	
25	Talan Alfrey	13	22	19	41	.	.	1-21	2	.	1-0	.	.	
95	Caden Haws	13	12	28	40	2-8	1-6	.	1	.	1-0	.	.	
49	Payton Wilgar	7	9	21	30	.	.	.	1	.	.	.	.	
22	Ammon Hannemann	12	12	17	29	.	.	.	.	.	.	.	.	
94	John Nelson	13	21	7	28	6-33	3-29	.	1	2	.	.	.	
55	Lorenzo Fauatea	12	11	11	22	5-22	2.5-16	.	1	3	.	1	.	
53	Fisher Jackson	12	9	11	20	1-2	.	.	1	1	.	.	.	
51	Alden Tofa	13	8	12	20	3.5-28	2-21	.	.	.	.	.	.	
5	D'Angelo Mandell	9	6	12	18	0.5-13	.	.	1	.	.	.	.	
98	Gabe Summers	10	7	11	18	1-1	.	.	1	1	.	.	.	
26	Ethan Slade	11	8	9	17	1-1	.	.	3	1	.	.	.	
20	Jacob Boren	11	10	4	14	1-0	1-0	.	.	.	.	.	.	
13	Jackson Kaufusi	11	5	9	14	.	.	.	.	.	.	.	.	
7	George Udo	13	4	9	13	0.5-0	.	.	1	.	.	.	.	
62	Atunaisa Mahe	8	4	9	13	1.5-5	.	.	.	1	.	.	.	
93	Blake Mangelson	9	6	7	13	0.5-1	.	.	1	2	.	.	.	
91	Earl Tuioti-Mariner	11	4	8	12	.	.	.	.	1	.	.	.	
28	Hayden Livingston	9	4	6	10	.	.	.	.	.	.	.	.	
12	Malik Moore	4	5	4	9	.	.	.	.	.	.	.	.	
10	Morgan Pyper	13	2	6	8	.	.	.	.	.	.	.	.	
17	Matthew Criddle	7	5	2	7	.	.	.	.	.	.	.	.	
46	Logan Pili	3	3	4	7	.	.	.	.	.	.	.	.	
97	Hunter Greer	7	4	2	6	1-3	.	.	.	.	.	.	.	
16	Chris Jackson	8	3	3	6	.	.	.	.	.	.	.	.	
27	Tavita Gagnier	5	4	2	6	.	.	.	1	.	.	.	.	
59	Logan Lutui	3	1	4	5	.	.	.	.	.	.	.	.	
42	Carter Krupp	8	3	1	4	.	.	.	.	.	.	.	.	
96	Bruce Mitchell	7	2	1	3	1-4	.	.	1	.	.	.	.	
34	Josh Wilson	4	2	1	3	.	.	.	.	.	.	.	.	
36	Talmage Gunther	13	1	1	2	.	.	.	.	.	.	.	.	
3	Chaz Ah You	2	.	2	2	0.5-4	.	.	.	.	.	.	.	
57	Josh Larsen	4	1	1	2	1-4	.	.	.	.	.	.	.	
28	Tanner Wall	11	1	.	1	.	.	.	.	.	.	.	.	





##	Player	gp	Tackles				tfl/yds	Sacks	Pass defense			Fumbles		blkd	
			ua	a	tot	no-yds		int-yds	brup	qbh	fr-yds	ff	kick	saf	
19	Mory Bamba	5	1	.	1	.	.	.	.	.	.	.	.	.	
23	Chika Eburnoha	5	.	1	1	.	.	.	.	.	.	.	.	.	
35	Zion Allen	2	1	.	1	.	.	.	.	.	.	.	.	.	
90	Joshua Singh	8	1	.	1	.	.	.	.	.	.	.	.	.	
99	Alema Pilimai	3	1	.	1	.	.	.	.	.	.	.	.	.	
60	Tyler Little	2	1	.	1	.	.	.	.	.	.	.	.	.	
21	Dean Jones	3	1	.	1	.	.	.	.	.	.	.	.	.	
35	Houston Heimuli	13	1	.	1	.	.	.	.	.	.	.	.	.	
2	Christopher Brooks	11	1	.	1	.	.	.	.	.	.	.	.	.	
71	Blake Freeland	13	1	.	1	.	.	.	.	.	.	.	.	.	
96	Carter Wheat	11	1	.	1	.	.	.	.	.	.	.	.	.	
83	Isaac Rex	13	1	.	1	1-8	.	.	.	.	.	1	.	.	
87	Britton Hogan	7	.	1	1	.	.	.	.	.	.	.	.	.	
13	Masen Wake	11	1	.	1	.	.	.	.	.	.	.	.	.	
18	Gunner Romney	2	1	.	1	.	.	.	.	.	.	.	.	.	
36	Evan Johnson	2	.	.	.	.	.	.	1	.	.	.	.	.	
38	Preston Rex	2	.	.	.	.	.	.	1	.	.	.	.	.	
<b>Totals</b>		<b>13</b>	<b>475</b>	<b>498</b>	<b>973</b>	<b>50-225</b>	<b>15-108</b>	<b>8-183</b>	<b>46</b>	<b>19</b>	<b>4-0</b>	<b>6</b>	<b>0</b>	<b>1</b>	
Opponents		13	427	386	813	53-152	13-69	7-67	33	29	3-0	5	0	1	

## Rushing

Player	gp	att	gain	loss	net	avg	td	lg	avg/g
Christopher Brooks	11	130	837	20	817	6.3	6	52	74.3
Jaren Hall	12	86	423	73	350	4.1	3	48	29.2
Lopini Katoa	10	75	340	8	332	4.4	2	24	33.2
Miles Davis	8	40	236	11	225	5.6	0	70	28.1
Puka Nacua	9	25	219	10	209	8.4	5	75	23.2
Hinckley Ropati	9	36	194	5	189	5.3	1	43	21.0
Sol-Jay Maiava-Peters	1	14	96	0	96	6.9	1	17	96.0
Jackson McChesney	2	3	33	0	33	11.0	0	28	16.5
Terence Fall	12	1	25	0	25	25.0	1	25	2.1
Mason Fakahua	12	7	16	2	14	2.0	0	5	1.2
Jacob Conover	3	1	5	0	5	5.0	0	5	1.7
Chris Jackson	8	2	7	3	4	2.0	0	7	0.5
Chase Roberts	11	4	12	9	3	0.8	0	5	0.3
Gunner Romney	2	1	2	0	2	2.0	0	2	1.0
Kody Epps	8	1	2	0	2	2.0	0	2	0.3
Parker Kingston	1	1	2	0	2	2.0	0	2	2.0
Team	13	11	0	12	-12	-1.1	0	0	-0.9
<b>Total</b>	<b>13</b>	<b>438</b>	<b>2449</b>	<b>153</b>	<b>2296</b>	<b>5.2</b>	<b>19</b>	<b>75</b>	<b>176.6</b>
<b>Opponents</b>	<b>13</b>	<b>496</b>	<b>2466</b>	<b>207</b>	<b>2259</b>	<b>4.6</b>	<b>22</b>	<b>80</b>	<b>173.8</b>

## Passing

Player	gp	effic	comp-att-int	pct	yds	td	lg	avg/g
Jaren Hall	12	160.8	248-376-6	66.0	3171	31	68	264.3
Sol-Jay Maiava-Peters	1	68.8	7-13-1	53.8	47	0	27	47.0
Keanu Hill	13	150.4	1-1-0	100.0	6	0	6	0.5
Jacob Conover	3	0.0	0-1-0	0.0	0	0	0	0.0
Chase Roberts	11	614.8	1-1-0	100.0	22	1	22	2.0
Team	13	0.0	0-1-0	0.0	0	0	0	0.0
<b>Total</b>	<b>13</b>	<b>158.1</b>	<b>257-393-7</b>	<b>65.4</b>	<b>3246</b>	<b>32</b>	<b>68</b>	<b>249.7</b>
<b>Opponents</b>	<b>13</b>	<b>145.6</b>	<b>273-409-8</b>	<b>66.7</b>	<b>3046</b>	<b>25</b>	<b>80</b>	<b>234.3</b>

## Receiving

Player	gp	no.	yds	avg	td	lg	avg/g
Puka Nacua	9	48	625	13.0	5	46	69.4
Kody Epps	8	39	459	11.8	6	53	57.4
Keanu Hill	13	36	572	15.9	7	68	44.0
Brayden Cospers	13	30	363	12.1	1	40	27.9
Isaac Rex	13	22	320	14.5	6	43	24.6
Chase Roberts	11	22	357	16.2	3	59	32.5
Lopini Katoa	10	10	80	8.0	0	12	8.0
Masen Wake	11	10	42	4.2	0	10	3.8
Christopher Brooks	11	10	98	9.8	0	27	8.9
Dallin Holker	3	9	86	9.6	1	19	28.7
Miles Davis	8	6	27	4.5	0	14	3.4
Hinckley Ropati	9	6	97	16.2	1	48	10.8
Gunner Romney	2	5	59	11.8	0	34	29.5
Jaren Hall	12	2	28	14.0	1	22	2.3
Terence Fall	12	1	19	19.0	0	19	1.6
Ethan Erickson	11	1	14	14.0	1	14	1.3
<b>Total</b>	<b>13</b>	<b>257</b>	<b>3246</b>	<b>12.6</b>	<b>32</b>	<b>68</b>	<b>249.7</b>
<b>Opponents</b>	<b>13</b>	<b>273</b>	<b>3046</b>	<b>11.2</b>	<b>25</b>	<b>80</b>	<b>234.3</b>

## Punt Returns

Player	no.	yds	avg	td	lg
Hobbs Nyberg	9	115	12.8	0	42
Talmage Gunther	4	12	3.0	0	7
<b>Total</b>	<b>13</b>	<b>127</b>	<b>9.8</b>	<b>0</b>	<b>42</b>
<b>Opponents</b>	<b>12</b>	<b>90</b>	<b>7.5</b>	<b>0</b>	<b>28</b>

## Interceptions

Player	no.	yds	avg	td	lg
Max Tooley	3	67	22.3	2	34
Ben Bywater	3	95	31.7	1	76
Jakob Robinson	1	0	0.0	0	0
Talan Alfrey	1	21	21.0	0	21
<b>Total</b>	<b>8</b>	<b>183</b>	<b>22.9</b>	<b>3</b>	<b>76</b>
<b>Opponents</b>	<b>7</b>	<b>67</b>	<b>9.6</b>	<b>0</b>	<b>27</b>

## Kick Returns

Player	no.	yds	avg	td	lg
Hobbs Nyberg	17	388	22.8	0	42
Talmage Gunther	3	44	14.7	0	19
Caleb Christensen	2	18	9.0	0	11
<b>Total</b>	<b>22</b>	<b>450</b>	<b>20.5</b>	<b>0</b>	<b>42</b>
<b>Opponents</b>	<b>28</b>	<b>621</b>	<b>22.2</b>	<b>1</b>	<b>89</b>

## Fumble Returns

Player	no.	yds	avg	td	lg
Caden Haws	1	0	0.0	0	0
Keenan Pili	1	0	0.0	0	0
Tyler Batty	1	0	0.0	0	0
Talan Alfrey	1	0	0.0	0	0
<b>Total</b>	<b>4</b>	<b>0</b>	<b>0.0</b>	<b>0</b>	<b>0</b>
<b>Opponents</b>	<b>3</b>	<b>0</b>	<b>0.0</b>	<b>0</b>	<b>0</b>



## Scoring

Player	td	fg	PAT				dpx	saf	pts
			kick	rush	rcv	pass			
Jacob Oldroyd	-	9-14	45-45	-	-	-	-	-	72
Puka Nacua	10	-	-	-	-	-	-	-	60
Keanu Hill	7	-	-	-	1	-	-	-	44
Christopher Brooks	6	-	-	-	-	-	-	-	36
Isaac Rex	6	-	-	-	-	-	-	-	36
Kody Epps	6	-	-	-	-	-	-	-	36
Jaren Hall	4	-	-	-	-	1	-	-	24
Chase Roberts	3	-	-	-	-	-	-	-	18
Lopini Katoa	2	-	-	-	-	-	-	-	12
Max Tooley	2	-	-	-	-	-	-	-	12
Hinckley Ropati	2	-	-	-	-	-	-	-	12
Brayden Cospers	1	-	-	-	-	-	-	-	6
Sol-Jay Maiava-Peters	1	-	-	-	-	-	-	-	6
Terence Fall	1	-	-	-	-	-	-	-	6
Justen Smith	-	1-1	3-5	-	-	-	-	-	6
Ethan Erickson	1	-	-	-	-	-	-	-	6
Dallin Holker	1	-	-	-	-	-	-	-	6
Ben Bywater	1	-	-	-	-	-	-	-	6
Cash Peterman	-	-	1-1	-	-	-	-	-	1
<b>Total</b>	<b>54</b>	<b>10-15</b>	<b>49-51</b>	<b>0</b>	<b>1</b>	<b>1</b>	<b>0</b>	<b>1</b>	<b>407</b>
<b>Opponents</b>	<b>48</b>	<b>17-19</b>	<b>40-42</b>	<b>0</b>	<b>1</b>	<b>1</b>	<b>0</b>	<b>1</b>	<b>383</b>

## Field Goals

Player	fg	pct.	01-19	20-29	30-39	40-49	50-99	lg	blk
Jacob Oldroyd	9-14	64.3	0-0	2-2	6-11	1-1	0-0	45	0
Justen Smith	1-1	100.0	0-0	1-1	0-0	0-0	0-0	25	0
<b>Opponents</b>	<b>17-19</b>	<b>89.5</b>	<b>0-0</b>	<b>8-8</b>	<b>6-6</b>	<b>1-3</b>	<b>2-2</b>	<b>54</b>	<b>0</b>

## FG Sequence

Team Name	BYU	Opponents
South Fla.	(39),(37)	
Baylor	(27),(39),35,37	43
Oregon	38	(28),(25)
Wyoming	(25)	(28)
Utah St.	(45),33,35	(50),(33)
East Carolina	(36)	(23),42,(33)
Boise St.	(25)	
Utah Tech	(32)	(47),(21)
Notre Dame		(26),(20)
Arkansas		(34)
Liberty		(22),(37)
Stanford		(34),(54)

Numbers in (parentheses) indicate field goal was made

## Total Offense

Player	g	plays	rush	pass	total	avg/g
Jaren Hall	12	462	350	3171	3521	293.4
Christopher Brooks	11	130	817	0	817	74.3
Lopini Katoa	10	75	332	0	332	33.2
Miles Davis	8	40	225	0	225	28.1
Puka Nacua	9	25	209	0	209	23.2
Hinckley Ropati	9	36	189	0	189	21.0
Sol-Jay Maiava-Peters	1	27	96	47	143	143.0
Jackson McChesney	2	3	33	0	33	16.5
Terence Fall	12	1	25	0	25	2.1
Chase Roberts	11	5	3	22	25	2.3
Mason Fakahua	12	7	14	0	14	1.2
Keanu Hill	13	1	0	6	6	0.5
Jacob Conover	3	2	5	0	5	1.7
Chris Jackson	8	2	4	0	4	0.5
Kody Epps	8	1	2	0	2	0.3
Gunner Romney	2	1	2	0	2	1.0
Parker Kingston	1	1	2	0	2	2.0
Team	13	0	-12	0	-12	-0.9
<b>Total</b>	<b>13</b>	<b>831</b>	<b>2296</b>	<b>3246</b>	<b>5542</b>	<b>426.3</b>
<b>Opponents</b>	<b>13</b>	<b>905</b>	<b>2259</b>	<b>3046</b>	<b>5305</b>	<b>408.1</b>

## Punting

Player	no.	yds	avg	lg	tb	fc	i20	50+	blk
Ryan Rehkow	40	1847	46.2	71	4	11	16	12	0
<b>Total</b>	<b>40</b>	<b>1847</b>	<b>46.2</b>	<b>71</b>	<b>4</b>	<b>11</b>	<b>16</b>	<b>12</b>	<b>0</b>
<b>Opponents</b>	<b>46</b>	<b>1934</b>	<b>42.0</b>	<b>62</b>	<b>1</b>	<b>21</b>	<b>18</b>	<b>10</b>	<b>0</b>

## Kickoffs

Player	no.	yds	avg	tb	ob	retn	net	ydIn
Jacob Oldroyd	69	4153	60.2	37	3			
Cash Peterman	7	408	58.3	1	0			
Ryan Rehkow	1	63	63.0	0	0			
<b>Total</b>	<b>77</b>	<b>4624</b>	<b>60.1</b>	<b>38</b>	<b>3</b>	<b>28</b>	<b>37.3</b>	<b>27</b>
<b>Opponents</b>	<b>75</b>	<b>4723</b>	<b>63.0</b>	<b>45</b>	<b>1</b>	<b>22</b>	<b>39.6</b>	<b>25</b>

**All Purpose**

<b>Player</b>	<b>g</b>	<b>rush</b>	<b>rcv</b>	<b>pr</b>	<b>kr</b>	<b>ir</b>	<b>total</b>	<b>avg/g</b>
Christopher Brooks	11	817	98	0	0	0	915	83.2
Puka Nacua	9	209	625	0	0	0	834	92.7
Keanu Hill	13	0	572	0	0	0	572	44.0
Hobbs Nyberg	11	0	0	115	388	0	503	45.7
Kody Epps	8	2	459	0	0	0	461	57.6
Lopini Katoa	10	332	80	0	0	0	412	41.2
Jaren Hall	12	350	28	0	0	0	378	31.5
Brayden Cospers	13	0	363	0	0	0	363	27.9
Chase Roberts	11	3	357	0	0	0	360	32.7
Isaac Rex	13	0	320	0	0	0	320	24.6
Hinckley Ropati	9	189	97	0	0	0	286	31.8
Miles Davis	8	225	27	0	0	0	252	31.5
Sol-Jay Maiava-Peters	1	96	0	0	0	0	96	96.0
Ben Bywater	13	0	0	0	0	95	95	7.3
Dallin Holker	3	0	86	0	0	0	86	28.7
Max Tooley	7	0	0	0	0	67	67	9.6
Gunner Romney	2	2	59	0	0	0	61	30.5
Talmage Gunther	13	0	0	12	44	0	56	4.3
Terence Fall	12	25	19	0	0	0	44	3.7
Masen Wake	11	0	42	0	0	0	42	3.8
Jackson McChesney	2	33	0	0	0	0	33	16.5
Talan Alfrey	13	0	0	0	0	21	21	1.6
Caleb Christensen	7	0	0	0	18	0	18	2.6
Ethan Erickson	11	0	14	0	0	0	14	1.3
Mason Fakahua	12	14	0	0	0	0	14	1.2
Jacob Conover	3	5	0	0	0	0	5	1.7
Chris Jackson	8	4	0	0	0	0	4	0.5
Parker Kingston	1	2	0	0	0	0	2	2.0
Team	13	-12	0	0	0	0	-12	-0.9
<b>Total</b>	<b>13</b>	<b>2296</b>	<b>3246</b>	<b>127</b>	<b>450</b>	<b>183</b>	<b>6302</b>	<b>484.8</b>
<b>Opponents</b>	<b>13</b>	<b>2259</b>	<b>3046</b>	<b>90</b>	<b>621</b>	<b>67</b>	<b>6083</b>	<b>467.9</b>



Date	Opponent	Rushing				Receiving				Passing				Kick Returns				Punt Returns				tot off		
		no.	yds	td	lg	no.	yds	td	lg	cmp	att	int	yds	td	lg	no.	yds	td	lg	no.	yds		td	lg
09/03/2022	at South Fla.	37	312	3	75	25	261	2	22	25	32	1	261	2	22	1	19	0	19	1	7	0	7	573
09/10/2022	Baylor	33	83	1	13	24	283	2	37	24	40	0	283	2	37	0	0	0	0	3	5	0	3	366
09/17/2022	at Oregon	24	61	1	11	29	305	2	35	29	41	0	305	2	35	3	61	0	26	0	0	0	0	366
09/24/2022	Wyoming	30	188	1	70	26	337	4	68	26	33	0	337	4	68	1	19	0	19	3	30	0	17	525
09/29/2022	Utah St.	32	117	1	34	18	280	3	40	18	28	0	280	3	40	3	82	0	35	1	12	0	12	397
10/08/2022	vs Notre Dame	29	164	1	28	9	120	2	53	9	17	1	120	2	53	0	0	0	0	1	42	0	42	284
10/15/2022	Arkansas	30	115	2	14	26	356	3	37	26	41	1	356	3	37	0	0	0	0	1	5	0	5	471
10/22/2022	at Liberty	16	71	0	22	16	187	2	46	16	34	0	187	2	46	3	44	0	26	0	0	0	0	258
10/28/2022	East Carolina	42	244	1	24	18	144	2	30	18	25	0	144	2	30	3	52	0	18	0	0	0	0	388
11/05/2022	at Boise St.	32	154	1	48	29	377	3	48	29	42	2	377	3	48	2	34	0	23	0	0	0	0	531
11/19/2022	Utah Tech	41	220	2	26	23	456	5	59	23	35	1	456	5	59	4	87	0	42	3	26	0	15	676
11/26/2022	at Stanford	50	358	3	43	7	93	2	43	7	12	0	93	2	43	1	27	0	27	0	0	0	0	451
12/17/2022	vs SMU	42	209	2	22	7	47	0	27	7	13	1	47	0	27	1	25	0	25	0	0	0	0	256
<b>BYU</b>		<b>438</b>	<b>2296</b>	<b>19</b>	<b>75</b>	<b>257</b>	<b>3246</b>	<b>32</b>	<b>68</b>	<b>257</b>	<b>393</b>	<b>7</b>	<b>3246</b>	<b>32</b>	<b>68</b>	<b>22</b>	<b>450</b>	<b>0</b>	<b>42</b>	<b>13</b>	<b>127</b>	<b>0</b>	<b>42</b>	<b>5542</b>
<b>Opponents</b>		<b>496</b>	<b>2259</b>	<b>22</b>	<b>80</b>	<b>273</b>	<b>3046</b>	<b>25</b>	<b>80</b>	<b>273</b>	<b>409</b>	<b>8</b>	<b>3046</b>	<b>25</b>	<b>80</b>	<b>28</b>	<b>621</b>	<b>1</b>	<b>89</b>	<b>12</b>	<b>90</b>	<b>0</b>	<b>28</b>	<b>5305</b>

### BYU Averages

Games	Avg/ rush	Avg/ catch	Pass effc	KR avg	PR avg	All purpose avg/game	Total offense avg/game
13	5.2	12.6	158.1	20.5	9.8	484.8	426.3

Date	Opponent	Tackles			Sacks	Fumble	Pass Defense			blkd	PAT attempts			off				
		ua	a	total	tfl-yds	no-yds	ff	fr-yds	int-yds	qbh	brup	kick	kick	rush	rcv	saf	t/o	pts
09/03/2022	at South Fla.	34	28	62	2.0-3	1-0	0	0-0	1-33	0	2	0	6-6	0	0	1	7	50
09/10/2022	Baylor	47	42	89	6.0-24	4-22	0	0-0	0-0	5	3	0	2-2	0	0	0	0	26
09/17/2022	at Oregon	33	40	73	4.0-35	0-0	0	0-0	1-5	0	2	0	2-2	0	0	0	6	20
09/24/2022	Wyoming	32	26	58	7.0-41	2-24	0	0-0	0-0	2	4	0	5-5	0	0	0	0	38
09/29/2022	Utah St.	37	60	97	5.0-11	2-7	1	1-0	2-48	3	8	0	5-5	0	0	0	7	38
10/08/2022	vs Notre Dame	39	50	89	3.0-9	0-0	0	0-0	1-0	0	2	0	2-3	0	0	0	0	20
10/15/2022	Arkansas	42	38	80	1.0-1	0-0	1	1-0	0-0	2	5	0	3-4	0	1	0	0	35
10/22/2022	at Liberty	46	36	82	5.0-17	0-0	1	1-0	1-21	1	0	0	2-2	0	0	0	7	14
10/28/2022	East Carolina	28	44	72	3.0-11	0-0	1	0-0	0-0	2	2	0	3-3	0	0	0	0	24
11/05/2022	at Boise St.	33	20	53	3.0-12	1-10	1	1-0	0-0	0	3	0	4-4	0	0	0	0	31
11/19/2022	Utah Tech	33	20	53	3.0-5	0-0	0	0-0	1-0	3	10	0	7-7	0	0	0	7	52
11/26/2022	at Stanford	27	44	71	3.0-19	3-19	0	0-0	0-0	0	3	0	5-5	0	0	0	0	35
12/17/2022	vs SMU	44	50	94	5.0-37	2-26	1	0-0	1-76	1	2	0	3-3	0	0	0	7	24
<b>BYU</b>		<b>475</b>	<b>498</b>	<b>973</b>	<b>50.0-225</b>	<b>15-108</b>	<b>6</b>	<b>4-0</b>	<b>8-183</b>	<b>19</b>	<b>46</b>	<b>0</b>	<b>49-51</b>	<b>0</b>	<b>1</b>	<b>1</b>	<b>41</b>	<b>407</b>
<b>Opponents</b>		<b>427</b>	<b>386</b>	<b>813</b>	<b>53.0-152</b>	<b>13-69</b>	<b>5</b>	<b>3-0</b>	<b>7-67</b>	<b>29</b>	<b>33</b>	<b>0</b>	<b>40-42</b>	<b>0</b>	<b>1</b>	<b>1</b>	<b>20</b>	<b>383</b>

Date	Opponent	Punting								Field Goals			Kickoffs					
		no.	yds	avg	long	blkd	tb	fc	50+	i20	md-att	long	blkd	no.	yds	avg	tb	ob
09/03/2022	at South Fla.	2	72	36.0	37	0	0	0	0	2	2-2	39	0	9	502	55.8	0	0
09/10/2022	Baylor	5	213	42.6	48	0	1	2	0	0	2-4	39	0	6	359	59.8	1	1
09/17/2022	at Oregon	2	79	39.5	45	0	0	1	0	0	0-1	0	0	4	230	57.5	2	0
09/24/2022	Wyoming	4	187	46.8	59	0	0	1	1	2	1-1	25	0	7	445	63.6	4	1
09/29/2022	Utah St.	3	132	44.0	45	0	0	0	0	0	1-3	45	0	6	388	64.7	5	0
10/08/2022	vs Notre Dame	3	138	46.0	50	0	0	2	1	1	0-0	0	0	5	323	64.6	4	0
10/15/2022	Arkansas	2	86	43.0	44	0	0	1	0	1	0-0	0	0	6	375	62.5	6	0
10/22/2022	at Liberty	5	223	44.6	55	0	1	2	2	2	0-0	0	0	3	187	62.3	2	0
10/28/2022	East Carolina	3	176	58.7	71	0	0	0	3	1	1-1	36	0	5	325	65.0	4	0
11/05/2022	at Boise St.	1	38	38.0	38	0	0	0	0	1	1-1	25	0	6	266	44.3	1	1
11/19/2022	Utah Tech	5	219	43.8	61	0	1	2	2	3	1-1	32	0	9	574	63.8	3	0
11/26/2022	at Stanford	1	49	49.0	49	0	0	0	0	0	0-0	0	0	6	325	54.2	1	0
12/17/2022	vs SMU	4	235	58.8	67	0	1	0	3	3	1-1	31	0	5	325	65.0	5	0
<b>BYU</b>		<b>40</b>	<b>1847</b>	<b>46.2</b>	<b>71</b>	<b>0</b>	<b>4</b>	<b>11</b>	<b>12</b>	<b>16</b>	<b>10-15</b>	<b>45</b>	<b>0</b>	<b>77</b>	<b>4624</b>	<b>60.1</b>	<b>38</b>	<b>3</b>
<b>Opponents</b>		<b>46</b>	<b>1934</b>	<b>42.0</b>	<b>62</b>	<b>0</b>	<b>1</b>	<b>21</b>	<b>10</b>	<b>18</b>	<b>17-19</b>	<b>54</b>	<b>0</b>	<b>75</b>	<b>4723</b>	<b>63.0</b>	<b>45</b>	<b>1</b>



Date	Opponent	Rushing				Receiving				Passing				Kick Returns				Punt Returns				tot off		
		no.	yds	td	lg	no.	yds	td	lg	cmp	att	int	yds	td	lg	no.	yds	td	lg	no.	yds		td	lg
09/03/2022	at South Fla.	26	121	2	13	17	172	0	50	17	30	1	172	0	50	8	239	1	89	0	0	0	0	293
09/10/2022	Baylor	52	152	2	13	18	137	1	19	18	28	0	137	1	19	4	65	0	23	1	6	0	6	289
09/17/2022	at Oregon	44	212	3	36	14	227	2	50	14	20	1	227	2	50	1	18	0	18	1	-7	0	0	439
09/24/2022	Wyoming	34	124	1	19	14	154	2	31	14	27	0	154	2	31	2	66	0	37	1	0	0	0	278
09/29/2022	Utah St.	49	204	1	23	19	188	2	28	19	32	2	188	2	28	1	17	0	17	3	25	0	18	392
10/08/2022	vs Notre Dame	45	234	0	46	22	262	3	32	22	28	1	262	3	32	1	4	0	4	1	6	0	6	496
10/15/2022	Arkansas	42	277	2	64	29	367	5	39	29	40	0	367	5	39	0	0	0	0	0	0	0	0	644
10/22/2022	at Liberty	48	300	3	80	24	247	2	40	24	29	1	247	2	40	1	19	0	19	0	0	0	0	547
10/28/2022	East Carolina	36	227	3	35	15	197	0	51	15	22	0	197	0	51	1	32	0	32	2	28	0	28	424
11/05/2022	at Boise St.	30	104	2	13	17	219	2	24	17	23	0	219	2	24	2	40	0	29	0	0	0	0	323
11/19/2022	Utah Tech	21	80	0	12	25	340	3	80	25	50	1	340	3	80	2	31	0	17	0	0	0	0	420
11/26/2022	at Stanford	19	53	2	15	32	318	1	36	32	42	0	318	1	36	5	90	0	25	1	2	0	2	371
12/17/2022	vs SMU	50	171	1	14	27	218	2	35	27	38	1	218	2	35	0	0	0	0	2	30	0	16	389
<b>Opponents</b>		<b>496</b>	<b>2259</b>	<b>22</b>	<b>80</b>	<b>273</b>	<b>3046</b>	<b>25</b>	<b>80</b>	<b>273</b>	<b>409</b>	<b>8</b>	<b>3046</b>	<b>25</b>	<b>80</b>	<b>28</b>	<b>621</b>	<b>1</b>	<b>89</b>	<b>12</b>	<b>90</b>	<b>0</b>	<b>28</b>	<b>5305</b>
<b>BYU</b>		<b>438</b>	<b>2296</b>	<b>19</b>	<b>75</b>	<b>257</b>	<b>3246</b>	<b>32</b>	<b>68</b>	<b>257</b>	<b>393</b>	<b>7</b>	<b>3246</b>	<b>32</b>	<b>68</b>	<b>22</b>	<b>450</b>	<b>0</b>	<b>42</b>	<b>13</b>	<b>127</b>	<b>0</b>	<b>42</b>	<b>5542</b>

### Opponents Averages

Games	Avg/ rush	Avg/ catch	Pass effc	KR avg	PR avg	All purpose avg/game	Total offense avg/game
13	4.6	11.2	145.6	22.2	7.5	467.9	408.1

Date	Opponent	Tackles			Sacks	Fumble	Pass Defense			blkd	PAT attempts			off					
		ua	a	total			tfl-yds	no-yds	ff		fr-yds	int-yds	qbh	brup	kick	kick	rush	rcv	saf
09/03/2022	at South Fla.	47	18	65	7.0-19	1-1	1	0-0	1-12	1	2	0	3-3	0	0	0	0	0	21
09/10/2022	Baylor	35	30	65	5.0-16	2-11	0	0-0	0-0	3	3	0	2-3	0	0	0	0	0	20
09/17/2022	at Oregon	32	34	66	3.0-7	1-4	0	0-0	0-0	1	3	0	5-5	0	0	0	0	0	41
09/24/2022	Wyoming	39	22	61	6.0-17	1-7	0	0-0	0-0	2	2	0	3-3	0	0	0	0	0	24
09/29/2022	Utah St.	27	34	61	5.0-22	2-15	0	0-0	0-0	2	2	0	2-2	0	0	0	0	0	26
10/08/2022	vs Notre Dame	20	32	52	4.0-9	2-6	1	0-0	1-6	1	1	0	2-2	0	0	1	3	28	
10/15/2022	Arkansas	33	28	61	3.0-5	0-0	2	2-0	1-0	5	1	0	7-7	0	0	0	14	52	
10/22/2022	at Liberty	26	14	40	6.0-22	2-9	1	0-0	0-0	3	8	0	5-5	0	0	0	0	41	
10/28/2022	East Carolina	36	38	74	3.0-5	0-0	0	0-0	0-0	3	1	0	3-3	0	0	0	0	27	
11/05/2022	at Boise St.	42	20	62	2.0-2	0-0	0	0-0	2-16	2	5	0	4-4	0	0	0	0	28	
11/19/2022	Utah Tech	40	38	78	5.0-14	1-7	0	1-0	1-27	4	3	0	2-2	0	0	0	3	26	
11/26/2022	at Stanford	21	52	73	2.0-3	0-0	0	0-0	0-0	0	1	0	0-1	0	1	0	0	26	
12/17/2022	vs SMU	29	26	55	2.0-11	1-9	0	0-0	1-6	2	1	0	2-2	0	0	0	0	23	
<b>Opponents</b>		<b>427</b>	<b>386</b>	<b>813</b>	<b>53.0-152</b>	<b>13-69</b>	<b>5</b>	<b>3-0</b>	<b>7-67</b>	<b>29</b>	<b>33</b>	<b>0</b>	<b>40-42</b>	<b>0</b>	<b>1</b>	<b>1</b>	<b>20</b>	<b>383</b>	
<b>BYU</b>		<b>475</b>	<b>498</b>	<b>973</b>	<b>50.0-225</b>	<b>15-108</b>	<b>6</b>	<b>4-0</b>	<b>8-183</b>	<b>19</b>	<b>46</b>	<b>0</b>	<b>49-51</b>	<b>0</b>	<b>1</b>	<b>1</b>	<b>41</b>	<b>407</b>	

Date	Opponent	Punting								Field Goals			Kickoffs					
		no.	yds	avg	long	blkd	tb	fc	50+	i20	md-att	long	blkd	no.	yds	avg	tb	ob
09/03/2022	at South Fla.	4	164	41.0	52	0	0	2	1	1	0-0	0	0	5	334	66.8	3	0
09/10/2022	Baylor	6	256	42.7	51	0	0	3	1	4	0-1	0	0	4	260	65.0	4	0
09/17/2022	at Oregon	2	68	34.0	39	0	0	1	0	0	2-2	28	0	8	499	62.4	5	0
09/24/2022	Wyoming	6	267	44.5	53	0	0	2	2	2	1-1	28	0	5	322	64.4	3	0
09/29/2022	Utah St.	4	151	37.8	52	0	1	1	1	2	2-2	50	0	5	324	64.8	1	0
10/08/2022	vs Notre Dame	2	113	56.5	59	0	0	1	2	1	2-2	26	0	6	390	65.0	6	0
10/15/2022	Arkansas	1	62	62.0	62	0	0	0	1	1	1-1	34	0	9	585	65.0	9	0
10/22/2022	at Liberty	1	49	49.0	49	0	0	0	0	0	2-2	37	0	8	486	60.8	5	0
10/28/2022	East Carolina	2	72	36.0	38	0	0	2	0	1	2-3	33	0	5	318	63.6	1	0
11/05/2022	at Boise St.	4	174	43.5	59	0	0	2	1	2	0-0	0	0	5	297	59.4	3	0
11/19/2022	Utah Tech	7	281	40.1	51	0	0	2	1	2	2-2	47	0	5	316	63.2	0	0
11/26/2022	at Stanford	3	108	36.0	44	0	0	2	0	1	2-2	54	0	5	323	64.6	2	0
12/17/2022	vs SMU	4	169	42.3	43	0	0	3	0	1	1-1	35	0	5	269	53.8	3	1
<b>Opponents</b>		<b>46</b>	<b>1934</b>	<b>42.0</b>	<b>62</b>	<b>0</b>	<b>1</b>	<b>21</b>	<b>10</b>	<b>18</b>	<b>17-19</b>	<b>54</b>	<b>0</b>	<b>75</b>	<b>4723</b>	<b>63.0</b>	<b>45</b>	<b>1</b>
<b>BYU</b>		<b>40</b>	<b>1847</b>	<b>46.2</b>	<b>71</b>	<b>0</b>	<b>4</b>	<b>11</b>	<b>12</b>	<b>16</b>	<b>10-15</b>	<b>45</b>	<b>0</b>	<b>77</b>	<b>4624</b>	<b>60.1</b>	<b>38</b>	<b>3</b>

**BYU - Game Highs**

<b>RUSHES</b>	50	at Stanford (11/26/2022)
<b>YARDS RUSHING</b>	358	at Stanford (11/26/2022)
<b>YARDS PER RUSH</b>	8.4	at South Fla. (09/03/2022)
<b>TD RUSHES</b>	3	at South Fla. (09/03/2022)
	3	at Stanford (11/26/2022)
<b>PASS ATTEMPTS</b>	42	at Boise St. (11/05/2022)
<b>PASS COMPLETIONS</b>	29	at Oregon (09/17/2022)
	29	at Boise St. (11/05/2022)
<b>YARDS PASSING</b>	456	Utah Tech (11/19/2022)
<b>YARDS PER PASS</b>	13.0	Utah Tech (11/19/2022)
<b>TD PASSES</b>	5	Utah Tech (11/19/2022)
<b>TOTAL PLAYS</b>	76	Utah Tech (11/19/2022)
<b>TOTAL OFFENSE</b>	676	Utah Tech (11/19/2022)
<b>YARDS PER PLAY</b>	8.9	Utah Tech (11/19/2022)
<b>POINTS</b>	52	Utah Tech (11/19/2022)
<b>SACKS BY</b>	4	Baylor (09/10/2022)
<b>FIRST DOWNS</b>	30	Utah Tech (11/19/2022)
<b>PENALTIES</b>	11	Utah Tech (11/19/2022)
	11	Wyoming (09/24/2022)
<b>PENALTY YARDS</b>	132	Utah Tech (11/19/2022)
<b>TURNOVERS</b>	3	Arkansas (10/15/2022)
<b>PUNTS</b>	5	Utah Tech (11/19/2022)
	5	at Liberty (10/22/2022)
	5	Baylor (09/10/2022)
<b>PUNTING AVG</b>	58.8	vs SMU (N) (12/17/2022)
<b>LONG PUNT</b>	71	East Carolina (10/28/2022)
<b>PUNTS INSIDE 20</b>	3	vs SMU (N) (12/17/2022)
	3	Utah Tech (11/19/2022)
<b>LONG PUNT RETURN</b>	42	vs Notre Dame (N) (10/08/2022)

**Opponent - Game Highs**

<b>RUSHES</b>	52	Baylor (09/10/2022)
<b>YARDS RUSHING</b>	300	at Liberty (10/22/2022)
<b>YARDS PER RUSH</b>	6.6	Arkansas (10/15/2022)
<b>TD RUSHES</b>	3	East Carolina (10/28/2022)
	3	at Liberty (10/22/2022)
	3	at Oregon (09/17/2022)
<b>PASS ATTEMPTS</b>	50	Utah Tech (11/19/2022)
<b>PASS COMPLETIONS</b>	32	at Stanford (11/26/2022)
<b>YARDS PASSING</b>	367	Arkansas (10/15/2022)
<b>YARDS PER PASS</b>	11.4	at Oregon (09/17/2022)
<b>TD PASSES</b>	5	Arkansas (10/15/2022)
<b>TOTAL PLAYS</b>	88	vs SMU (N) (12/17/2022)
<b>TOTAL OFFENSE</b>	644	Arkansas (10/15/2022)
<b>YARDS PER PLAY</b>	7.9	Arkansas (10/15/2022)
<b>POINTS</b>	52	Arkansas (10/15/2022)
<b>SACKS BY</b>	2	at Liberty (10/22/2022)
	2	vs Notre Dame (N) (10/08/2022)
	2	Utah St. (09/29/2022)
	2	Baylor (09/10/2022)
<b>FIRST DOWNS</b>	34	Arkansas (10/15/2022)
<b>PENALTIES</b>	14	Baylor (09/10/2022)
<b>PENALTY YARDS</b>	117	Baylor (09/10/2022)
<b>TURNOVERS</b>	3	Utah St. (09/29/2022)
<b>PUNTS</b>	7	Utah Tech (11/19/2022)
<b>PUNTING AVG</b>	62.0	Arkansas (10/15/2022)
<b>LONG PUNT</b>	62	Arkansas (10/15/2022)
<b>PUNTS INSIDE 20</b>	4	Baylor (09/10/2022)
<b>LONG PUNT RETURN</b>	28	East Carolina (10/28/2022)



**BYU - Game Lows**

<b>RUSHES</b>	16	at Liberty (10/22/2022)
<b>YARDS RUSHING</b>	61	at Oregon (09/17/2022)
<b>YARDS PER RUSH</b>	2.5	Baylor (09/10/2022)
<b>TD RUSHES</b>	0	at Liberty (10/22/2022)
<b>PASS ATTEMPTS</b>	12	at Stanford (11/26/2022)
<b>PASS COMPLETIONS</b>	7	vs SMU (N) (12/17/2022)
	7	at Stanford (11/26/2022)
<b>YARDS PASSING</b>	47	vs SMU (N) (12/17/2022)
<b>YARDS PER PASS</b>	3.6	vs SMU (N) (12/17/2022)
<b>TD PASSES</b>	0	vs SMU (N) (12/17/2022)
<b>TOTAL PLAYS</b>	46	vs Notre Dame (N) (10/08/2022)
<b>TOTAL OFFENSE</b>	256	vs SMU (N) (12/17/2022)
<b>YARDS PER PLAY</b>	4.7	vs SMU (N) (12/17/2022)
<b>POINTS</b>	14	at Liberty (10/22/2022)
<b>SACKS BY</b>	0	Utah Tech (11/19/2022)
	0	East Carolina (10/28/2022)
	0	at Liberty (10/22/2022)
	0	Arkansas (10/15/2022)
	0	vs Notre Dame (N) (10/08/2022)
	0	at Oregon (09/17/2022)
<b>FIRST DOWNS</b>	12	at Liberty (10/22/2022)
<b>PENALTIES</b>	0	at Stanford (11/26/2022)
<b>PENALTY YARDS</b>	0	at Stanford (11/26/2022)
<b>INTERCEPTIONS BY</b>	0	at Stanford (11/26/2022)
	0	at Boise St. (11/05/2022)
	0	East Carolina (10/28/2022)
	0	Arkansas (10/15/2022)
	0	Wyoming (09/24/2022)
	0	Baylor (09/10/2022)
<b>PUNTS</b>	1	at Stanford (11/26/2022)
	1	at Boise St. (11/05/2022)
<b>PUNTING AVG</b>	36.0	at South Fla. (09/03/2022)
<b>LONG PUNT</b>	37	at South Fla. (09/03/2022)
<b>PUNTS INSIDE 20</b>	0	Utah St. (09/29/2022)
	0	at Stanford (11/26/2022)
	0	at Oregon (09/17/2022)
	0	Baylor (09/10/2022)
<b>LONG PUNT RETURN</b>	0	vs SMU (N) (12/17/2022)
	0	at Stanford (11/26/2022)
	0	at Boise St. (11/05/2022)
	0	East Carolina (10/28/2022)
	0	at Liberty (10/22/2022)
	0	at Oregon (09/17/2022)





**Opponent - Game Lows**

<b>RUSHES</b>	19	at Stanford (11/26/2022)
<b>YARDS RUSHING</b>	53	at Stanford (11/26/2022)
<b>YARDS PER RUSH</b>	2.8	at Stanford (11/26/2022)
<b>TD RUSHES</b>	0	Utah Tech (11/19/2022)
	0	vs Notre Dame (N) (10/08/2022)
<b>PASS ATTEMPTS</b>	20	at Oregon (09/17/2022)
<b>PASS COMPLETIONS</b>	14	at Oregon (09/17/2022)
	14	Wyoming (09/24/2022)
<b>YARDS PASSING</b>	137	Baylor (09/10/2022)
<b>YARDS PER PASS</b>	4.9	Baylor (09/10/2022)
<b>TD PASSES</b>	0	at South Fla. (09/03/2022)
	0	East Carolina (10/28/2022)
<b>TOTAL PLAYS</b>	53	at Boise St. (11/05/2022)
<b>TOTAL OFFENSE</b>	278	Wyoming (09/24/2022)
<b>YARDS PER PLAY</b>	3.6	Baylor (09/10/2022)
<b>POINTS</b>	20	Baylor (09/10/2022)
<b>SACKS BY</b>	0	at Stanford (11/26/2022)
	0	at Boise St. (11/05/2022)
	0	East Carolina (10/28/2022)
	0	Arkansas (10/15/2022)
<b>FIRST DOWNS</b>	12	at South Fla. (09/03/2022)
<b>PENALTIES</b>	1	vs Notre Dame (N) (10/08/2022)
<b>PENALTY YARDS</b>	10	vs Notre Dame (N) (10/08/2022)
<b>INTERCEPTIONS BY</b>	0	at Stanford (11/26/2022)
	0	East Carolina (10/28/2022)
	0	at Liberty (10/22/2022)
	0	Utah St. (09/29/2022)
	0	Wyoming (09/24/2022)
	0	at Oregon (09/17/2022)
	0	Baylor (09/10/2022)
<b>PUNTS</b>	1	Arkansas (10/15/2022)
	1	at Liberty (10/22/2022)
<b>PUNTING AVG</b>	34.0	at Oregon (09/17/2022)
<b>LONG PUNT</b>	38	East Carolina (10/28/2022)
<b>PUNTS INSIDE 20</b>	0	at Oregon (09/17/2022)
	0	at Liberty (10/22/2022)
<b>LONG PUNT RETURN</b>	0	Utah Tech (11/19/2022)
	0	at Boise St. (11/05/2022)
	0	at Liberty (10/22/2022)
	0	Arkansas (10/15/2022)
	0	Wyoming (09/24/2022)
	0	at Oregon (09/17/2022)
	0	at South Fla. (09/03/2022)

**BYU - Individual Game Highs**

<b>RUSHES</b>	23	Christopher Brooks at Stanford (11/26/2022)
<b>YARDS RUSHING</b>	164	Christopher Brooks at Stanford (11/26/2022)
<b>TD RUSHES</b>	2	Puka Nacua vs Arkansas (10/15/2022)
	2	Puka Nacua at South Fla. (09/03/2022)
<b>LONG RUSH</b>	75	Puka Nacua at South Fla. (09/03/2022)
<b>PASS ATTEMPTS</b>	42	Jaren Hall at Boise St. (11/05/2022)
<b>PASS COMPLETIONS</b>	29	Jaren Hall at Boise St. (11/05/2022)
	29	Jaren Hall at Oregon (09/17/2022)
<b>YARDS PASSING</b>	456	Jaren Hall vs Utah Tech (11/19/2022)
<b>TD PASSES</b>	5	Jaren Hall vs Utah Tech (11/19/2022)
<b>LONG PASS</b>	68	Jaren Hall vs Wyoming (09/24/2022)
<b>RECEPTIONS</b>	14	Puka Nacua at Boise St. (11/05/2022)
<b>YARDS RECEIVING</b>	160	Keanu Hill vs Wyoming (09/24/2022)
<b>TD RECEPTIONS</b>	3	Keanu Hill vs Utah Tech (11/19/2022)
<b>LONG RECEPTION</b>	68	Keanu Hill vs Wyoming (09/24/2022)
<b>PUNTS</b>	5	Ryan Rehkow vs Utah Tech (11/19/2022)
	5	Ryan Rehkow at Liberty (10/22/2022)
	5	Ryan Rehkow vs Baylor (09/10/2022)
<b>PUNTING AVG</b>	58.8	Ryan Rehkow vs SMU (N) (12/17/2022)
<b>LONG PUNT</b>	71	Ryan Rehkow vs East Carolina (10/28/2022)
<b>PUNTS INSIDE 20</b>	3	Ryan Rehkow vs SMU (N) (12/17/2022)
	3	Ryan Rehkow vs Utah Tech (11/19/2022)
<b>LONG PUNT RETURN</b>	42	Hobbs Nyberg vs Notre Dame (N) (10/08/2022)
<b>LONG KICKOFF RETURN</b>	42	Hobbs Nyberg vs Utah Tech (11/19/2022)
<b>TACKLES</b>	13	Max Tooley vs Notre Dame (N) (10/08/2022)
	13	Max Tooley vs Baylor (09/10/2022)
<b>SACKS</b>	1.5	Lorenzo Fauatea at Stanford (11/26/2022)
<b>TACKLES FOR LOSS</b>	2	John Nelson vs SMU (N) (12/17/2022)
	2	Max Tooley vs Utah St. (09/29/2022)

**Opponent - Individual Game Highs**

<b>RUSHES</b>	23	Tyler Lavine vs SMU (N) (12/17/2022)
	23	Dae Dae Hunter at Liberty (10/22/2022)
<b>YARDS RUSHING</b>	213	Dae Dae Hunter at Liberty (10/22/2022)
<b>TD RUSHES</b>	3	Bo Nix at Oregon (09/17/2022)
<b>LONG RUSH</b>	80	Dae Dae Hunter at Liberty (10/22/2022)
<b>PASS ATTEMPTS</b>	50	Victor Gabalis vs Utah Tech (11/19/2022)
<b>PASS COMPLETIONS</b>	31	Tanner McKee at Stanford (11/26/2022)
<b>YARDS PASSING</b>	367	KJ Jefferson vs Arkansas (10/15/2022)
<b>TD PASSES</b>	5	KJ Jefferson vs Arkansas (10/15/2022)
<b>LONG PASS</b>	80	Victor Gabalis vs Utah Tech (11/19/2022)
<b>RECEPTIONS</b>	11	Brycen Tremayne at Stanford (11/26/2022)
	11	Joey Hobert vs Utah Tech (11/19/2022)
	11	Michael Mayer vs Notre Dame (N) (10/08/2022)
<b>YARDS RECEIVING</b>	138	Deven Osborne vs Utah Tech (11/19/2022)
<b>TD RECEPTIONS</b>	3	Matt Landers vs Arkansas (10/15/2022)
<b>LONG RECEPTION</b>	80	Deven Osborne vs Utah Tech (11/19/2022)
<b>FIELD GOALS</b>	2	Joshua Karty at Stanford (11/26/2022)
	2	Connor Brooksby vs Utah Tech (11/19/2022)
	2	Andrew Conrad vs East Carolina (10/28/2022)
	2	Nick Brown at Liberty (10/22/2022)
	2	Blake Grupe vs Notre Dame (N) (10/08/2022)
	2	Connor Coles vs Utah St. (09/29/2022)
	2	Camden Lewis at Oregon (09/17/2022)
<b>LONG FIELD GOALS</b>	54	Joshua Karty at Stanford (11/26/2022)
<b>PUNTS</b>	7	Andrew Day vs Utah Tech (11/19/2022)
<b>PUNTING AVG</b>	62.0	Reid Bauer vs Arkansas (10/15/2022)
<b>LONG PUNT</b>	62	Reid Bauer vs Arkansas (10/15/2022)
<b>PUNTS INSIDE 20</b>	4	Issac Power vs Baylor (09/10/2022)
<b>LONG PUNT RETURN</b>	28	Malik Fleming vs East Carolina (10/28/2022)
<b>LONG KICKOFF RETURN</b>	89	Jimmy Horn Jr. at South Fla. (09/03/2022)
<b>TACKLES</b>	12	Alaka'i Gilman at Stanford (11/26/2022)
<b>SACKS</b>	1	Shanon Reid vs SMU (N) (12/17/2022)
	1	Mackavelli Malotumau vs Utah Tech (11/19/2022)
	1	Juawan Treadwell at Liberty (10/22/2022)
	1	Tyren Dupree at Liberty (10/22/2022)
	1	Prince Kollie vs Notre Dame (N) (10/08/2022)
	1	MJ Tafisi vs Utah St. (09/29/2022)
	1	Ike Larsen vs Utah St. (09/29/2022)
	1	Matt Jones vs Baylor (09/10/2022)
	1	Devin Neal vs Baylor (09/10/2022)
	1	Jatorian Hansford at South Fla. (09/03/2022)
<b>TACKLES FOR LOSS</b>	2.5	Cole Godbout vs Wyoming (09/24/2022)
<b>INTERCEPTIONS</b>	1	Shanon Reid vs SMU (N) (12/17/2022)
	1	Jayden Sheridan vs Utah Tech (11/19/2022)
	1	Rodney Robinson at Boise St. (11/05/2022)
	1	JL Skinner at Boise St. (11/05/2022)
	1	Hudson Clark vs Arkansas (10/15/2022)
	1	TaRiq Bracy vs Notre Dame (N) (10/08/2022)
	1	Mekhi LaPointe at South Fla. (09/03/2022)



#	Player	GP-GS	USF	Baylor	Oregon	UW	USU	ND	Ark	Lib	ECU	Boise	UTTECH	Stan	SMU
0	Kody Epps	8/4	XXX	START	XXX	START	XXX	XXX	START	START	...	...	...	...	...
0	Jakob Robinson	13/5	XXX	XXX	XXX	XXX	START	XXX	XXX	XXX	XXX	START	START	START	START
1	Keanu Hill	13/10	START	XXX	START	START	START	XXX	START	START	START	START	XXX	START	START
1	Micah Harper	13/9	XXX	XXX	XXX	XXX	START	START	START	START	START	START	START	START	START
2	Ben Bywater	13/7	XXX	XXX	XXX	START	XXX	XXX	XXX	START	START	START	START	START	START
2	Christopher Brooks	11/8	START	START	START	XXX	START	XXX	START	START	...	...	XXX	START	START
3	Jaren Hall	12/12	START	START	START	START	START	START	START	START	START	START	START	START	...
3	Chaz Ah You	2/1	...	...	...	...	...	...	...	XXX	START	...	...	...	...
4	Lopini Katoa	10/4	XXX	XXX	XXX	START	XXX	START	...	XXX	START	START	XXX	...	...
5	D'Angelo Mandell	9/4	START	START	START	START	XXX	XXX	XXX	XXX	...	...	...	XXX	...
5	Sol-Jay Maiava-Peters	1/1	...	...	...	...	...	...	...	...	...	...	...	...	START
7	George Udo	13/1	XXX	XXX	XXX	XXX	XXX	XXX	XXX	XXX	XXX	XXX	XXX	XXX	START
7	Hinckley Ropati	9/1	...	...	XXX	...	XXX	XXX	...	XXX	XXX	XXX	START	XXX	XXX
10	Morgan Pyper	13/0	XXX	XXX	XXX	XXX	XXX	XXX	XXX	XXX	XXX	XXX	XXX	XXX	XXX
11	Gabe Jeudy-Lally	13/10	XXX	XXX	XXX	START	START	START	START	START	START	START	START	START	START
11	Cade Fenegan	0/0	...	...	...	...	...	...	...	...	...	...	...	...	...
12	Malik Moore	4/4	START	START	START	START	...	...	...	...	...	...	...	...	...
12	Puka Nacua	9/7	START	...	...	XXX	...	START	XXX	START	START	START	START	START	...
13	Jackson Kaufusi	11/0	XXX	...	XXX	XXX	XXX	XXX	XXX	XXX	...	XXX	XXX	XXX	XXX
13	Masen Wake	11/4	START	XXX	START	XXX	...	START	XXX	XXX	XXX	XXX	START	XXX	...
15	Caleb Christensen	7/0	...	XXX	...	...	XXX	...	XXX	XXX	...	...	XXX	XXX	XXX
15	Nick Billoups	0/0	...	...	...	...	...	...	...	...	...	...	...	...	...
16	Chris Jackson	8/0	...	...	...	...	XXX	XXX	XXX	XXX	XXX	...	XXX	XXX	XXX
17	Matthew Criddle	7/0	XXX	...	...	...	...	...	...	XXX	XXX	XXX	XXX	XXX	XXX
17	Jacob Conover	3/0	...	...	...	...	...	...	XXX	...	...	...	XXX	XXX	...
18	Gunner Romney	2/2	...	...	...	...	START	START	...	...	...	...	...	...	...
18	Kaleb Hayes	12/10	START	START	START	...	START	START	START	START	START	XXX	START	START	XXX
19	Miles Davis	8/0	XXX	XXX	XXX	XXX	XXX	...	...	XXX	XXX	...	XXX	...	...
19	Mory Bamba	5/0	XXX	...	...	...	XXX	...	...	...	...	XXX	XXX	...	XXX
20	Brayden Cosper	13/7	XXX	START	XXX	START	START	XXX	XXX	XXX	START	START	XXX	START	START
20	Jacob Boren	11/1	XXX	XXX	XXX	XXX	XXX	...	XXX	XXX	XXX	XXX	START	XXX	...
21	Jackson McChesney	2/0	XXX	XXX	...	...	...	...	...	...	...	...	...	...	...
21	Dean Jones	3/0	...	...	...	...	...	...	...	...	...	...	XXX	XXX	XXX
22	Ammon Hannemann	12/4	START	START	START	START	XXX	XXX	XXX	XXX	XXX	XXX	XXX	...	XXX
22	Mason Fakahua	12/0	XXX	XXX	XXX	XXX	XXX	XXX	XXX	XXX	XXX	...	XXX	XXX	XXX
23	Hobbs Nyberg	11/0	...	...	XXX	XXX	XXX	XXX	XXX	XXX	XXX	XXX	XXX	XXX	XXX
23	Chika Eburnoha	5/0	XXX	...	...	...	XXX	...	...	...	...	XXX	XXX	...	XXX
24	Ryan Rehkow	13/0	XXX	XXX	XXX	XXX	XXX	XXX	XXX	XXX	XXX	XXX	XXX	XXX	XXX
25	Talan Alfrey	13/9	XXX	XXX	XXX	XXX	START	START	START	START	START	START	START	START	START
26	Ethan Slade	11/0	XXX	XXX	XXX	XXX	XXX	XXX	XXX	XXX	XXX	...	XXX	...	XXX
27	Tavita Gagnier	5/0	XXX	XXX	XXX	...	XXX	XXX	...	...	...	...	...	...	...
27	Chase Roberts	11/3	XXX	START	START	XXX	...	...	XXX	XXX	XXX	XXX	XXX	XXX	START
27	Beau Robinson	0/0	...	...	...	...	...	...	...	...	...	...	...	...	...
28	Hayden Livingston	9/0	XXX	XXX	XXX	XXX	XXX	XXX	XXX	XXX	...	XXX	...	...	...
28	Tanner Wall	11/0	...	...	XXX	XXX	XXX	XXX	XXX	XXX	XXX	XXX	XXX	XXX	XXX
29	Korbyn Green	3/0	XXX	...	...	...	XXX	...	...	XXX	...	...	...	...	...
30	Quenton Rice	0/0	...	...	...	...	...	...	...	...	...	...	...	...	...
30	Kyson Hall	0/0	...	...	...	...	...	...	...	...	...	...	...	...	...
31	Max Tooley	7/6	START	START	START	...	XXX	START	START	START	...	...	...	...	...
32	Tate Romney	3/0	XXX	...	...	...	...	...	...	...	...	...	XXX	XXX	...
32	Enoch Nawahine	0/0	...	...	...	...	...	...	...	...	...	...	...	...	...
33	Nathan Gillis	1/0	...	...	...	...	XXX	...	...	...	...	...	...	...	...
34	Josh Wilson	4/0	XXX	...	...	...	XXX	...	XXX	...	...	...	...	...	XXX
35	Houston Heimuli	13/0	XXX	XXX	XXX	XXX	XXX	XXX	XXX	XXX	XXX	XXX	XXX	XXX	XXX
35	Zion Allen	2/0	...	...	...	...	XXX	...	...	...	...	...	XXX	...	...
36	Talmage Gunther	13/0	XXX	XXX	XXX	XXX	XXX	XXX	XXX	XXX	XXX	XXX	XXX	XXX	XXX
36	Evan Johnson	2/0	...	...	...	...	XXX	...	...	...	...	...	XXX	...	...
37	Justen Smith	3/0	...	...	...	XXX	...	XXX	XXX	...	...	...	...	...	...
38	Preston Rex	2/0	...	...	...	XXX	...	...	...	...	...	...	XXX	...	...
39	Jacob Oldroyd	13/0	XXX	XXX	XXX	XXX	XXX	XXX	XXX	XXX	XXX	XXX	XXX	XXX	XXX



##	Player	GP-GS	USF	Baylor	Oregon	UW	USU	ND	Ark	Lib	ECU	Boise	UTTECH	Stan	SMU
40	Dallin Holker	3/1	START	XXX	XXX	...	...	...	...	...	...	...	...	...	...
41	Keenan Pili	12/12	START	START	START	START	START	START	START	START	START	START	START	START	...
42	Carter Krupp	8/0	...	XXX	XXX	XXX	XXX	XXX	XXX	XXX	XXX	...	...	...	...
43	Micah Wilson	0/0	...	...	...	...	...	...	...	...	...	...	...	...	...
44	Michael Daley	0/0	...	...	...	...	...	...	...	...	...	...	...	...	...
45	Pepe Tanuvasa	13/4	XXX	XXX	XXX	XXX	XXX	XXX	XXX	XXX	START	START	START	XXX	START
46	Logan Pili	3/0	...	...	...	...	...	...	...	...	...	...	XXX	XXX	XXX
48	Bodie Schoonover	1/0	...	...	...	...	...	...	...	...	...	...	XXX	...	...
49	Payton Wilgar	7/7	START	START	START	START	START	START	START	...	...	...	...	...	...
51	Alden Tofa	13/0	XXX	XXX	XXX	XXX	XXX	XXX	XXX	XXX	XXX	XXX	XXX	XXX	XXX
52	Joe Tukuafu	10/3	XXX	...	XXX	...	XXX	XXX	XXX	START	...	START	XXX	XXX	START
53	Fisher Jackson	12/0	XXX	XXX	XXX	XXX	XXX	...	XXX	XXX	XXX	XXX	XXX	XXX	XXX
54	Dalton Riggs	2/0	...	...	...	...	XXX	...	...	...	...	...	XXX	...	...
55	Lorenzo Fauatea	12/6	START	XXX	XXX	XXX	START	START	XXX	START	...	XXX	XXX	START	START
56	Clark Barrington	13/13	START	START	START	START	START	START	START	START	START	START	START	START	START
57	Josh Larsen	4/1	XXX	XXX	XXX	START	...	...	...	...	...	...	...	...	...
58	Aisea Moa	2/0	...	...	...	...	...	...	...	...	...	...	XXX	...	XXX
59	Logan Lutui	3/1	...	XXX	START	XXX	...	...	...	...	...	...	...	...	...
59	Lisala Tai	1/0	...	...	...	...	...	...	...	...	...	...	XXX	...	...
60	Tyler Little	2/0	...	...	...	...	...	...	...	XXX	...	...	XXX	...	...
62	Atunaisa Mahe	8/0	...	...	...	XXX	XXX	XXX	XXX	XXX	XXX	XXX	...	...	XXX
64	Braden Keim	10/0	XXX	XXX	XXX	XXX	XXX	XXX	XXX	XXX	XXX	XXX	...	...	...
66	Sonny Makasini	1/0	...	...	...	...	...	...	...	...	...	...	XXX	...	...
68	Peter Falaniko	0/0	...	...	...	...	...	...	...	...	...	...	...	...	...
70	Connor Pay	12/12	START	START	START	START	START	START	START	...	START	START	START	START	START
71	Blake Freeland	13/13	START	START	START	START	START	START	START	START	START	START	START	START	START
72	Sione Veikoso	1/0	...	...	...	...	...	...	...	...	...	...	XXX	...	...
73	Vae Soifua	0/0	...	...	...	...	...	...	...	...	...	...	...	...	...
74	Campbell Barrington	9/0	XXX	XXX	XXX	XXX	XXX	XXX	XXX	XXX	XXX	...	...	...	...
75	Sam Dawe	1/0	...	...	...	...	...	...	...	...	...	...	XXX	...	...
76	Harris LaChance	12/12	START	START	START	START	START	START	START	START	START	START	START	START	...
77	Donovan Hanna	0/0	...	...	...	...	...	...	...	...	...	...	...	...	...
78	Kingsley Suamataia	12/12	START	START	START	START	START	START	START	START	START	...	START	START	START
79	Ben Ward	1/0	...	...	...	...	...	...	...	...	...	...	XXX	...	...
80	Lane Lunt	5/0	XXX	XXX	XXX	XXX	XXX	...	...	...	...	...	...	...	...
82	Parker Kingston	1/0	...	...	...	...	...	...	...	...	...	...	...	...	XXX
83	Isaac Rex	13/12	XXX	START	START	START	START	START	START	START	START	START	START	START	START
84	Austin Riggs	7/0	XXX	XXX	XXX	XXX	...	...	...	XXX	XXX	XXX	...	...	...
85	Anthony Olsen	0/0	...	...	...	...	...	...	...	...	...	...	...	...	...
86	Dom Henry	0/0	...	...	...	...	...	...	...	...	...	...	...	...	...
87	Britton Hogan	7/0	...	...	...	XXX	XXX	XXX	XXX	...	...	...	XXX	XXX	XXX
88	Terence Fall	12/0	XXX	XXX	XXX	XXX	XXX	XXX	XXX	XXX	XXX	XXX	XXX	XXX	...
89	Kade Moore	1/0	...	...	...	...	...	...	...	...	...	...	...	...	XXX
90	Joshua Singh	8/0	XXX	...	...	XXX	XXX	...	XXX	XXX	...	XXX	XXX	...	XXX
91	Earl Tuioti-Mariner	11/3	XXX	XXX	...	...	XXX	XXX	START	XXX	START	START	XXX	XXX	XXX
92	Tyler Batty	12/12	START	START	...	START	START	START	START	START	START	START	START	START	START
93	Blake Mangelson	9/1	XXX	XXX	XXX	START	...	...	...	...	XXX	XXX	XXX	XXX	XXX
94	John Nelson	13/11	START	START	START	XXX	START	START	START	START	XXX	START	START	START	START
95	Caden Haws	13/13	START	START	START	START	START	START	START	START	START	START	START	START	START
96	Carter Wheat	11/0	XXX	...	XXX	XXX	XXX	...	XXX	XXX	XXX	XXX	XXX	XXX	XXX
96	Bruce Mitchell	7/0	XXX	XXX	...	XXX	...	XXX	...	XXX	...	...	XXX	XXX	...
97	Ethan Erickson	11/1	XXX	...	...	XXX	XXX	XXX	START	XXX	XXX	XXX	XXX	XXX	XXX
97	Hunter Greer	7/0	XXX	...	XXX	XXX	XXX	...	XXX	XXX	...	...	XXX	...	...
98	Gabe Summers	10/2	XXX	START	START	...	...	XXX	XXX	...	XXX	XXX	XXX	XXX	XXX
99	Alema Pilimai	3/0	...	...	...	...	XXX	...	...	XXX	...	...	XXX	...	...
99	Cash Peterman	2/0	...	...	...	...	...	...	...	...	...	...	XXX	XXX	...

# 1984 NATIONAL CHAMPIONS



After finishing the 1984 season with a perfect 13-0 record, the Cougars were named No. 1 by the Associated Press, the United Press International, Sports Illustrated, CNN-USA Today and the Football Writers of America. BYU head coach LaVell Edwards was selected as the NCAA National Coach of the Year and was invited to visit President Ronald Reagan at the White House.



The perfect season featured several game-saving plays as the Cougars moved their way up the rankings. Quarterback Robbie Bosco connected with wide receiver Adam Haysbert for a 50-yard touchdown pass with 1:37 left to play to take the lead in the season-opening win at No. 3 ranked Pittsburgh.

Safety Kyle Morrell's timed leap over the center to stop a quarterback sneak short of the goal line gave BYU the momentum they needed to foil Hawai'i's upset attempt. Tight end David Mills was poked in the eye, but came through with a leaping grab in the end zone to help BYU overcome Wyoming 41-38 in the homecoming game.

The Cougars ascended to the No. 1 spot on Nov. 17 following a 24-14 victory at Utah combined with a Nebraska loss to Oklahoma and a Navy upset over unbeaten and then No. 2 South Carolina. The Cougars maintained their No. 1 ranking heading into the bowl game defeating Utah State 38-13 in the final contest of the regular season.



With a TV blimp in the sky over Jack Murphy Stadium, Bosco left the Holiday Bowl in the first quarter with an ankle injury, but returned late in the second taped up and played in the shotgun to finish the game. BYU trailed 17-10 after Michigan hit a field goal to begin the fourth quarter. The Cougars then took over the game, Bosco completed seven pass attempts to five different receivers and hit wide receiver Glen Kozlowski between two Michigan defenders for the game-tying touchdown.

Michigan threatened to score again, but linebacker Kurt Gouveia sacked the Wolverine quarterback for a 16-yard loss to force a punt. BYU moved the ball 70 yards to the Michigan 13-yard line when Bosco scrambled up the middle, keeping his eyes down field, and found running back Kelly Smith for the game-winning touchdown.

## PERFECT 13-0

Sept. 1	at No. 3 Pittsburgh	W 20-14
Sept. 8	Baylor	W 47-13
Sept. 15	Tulsa	W 38-15
Sept. 22	at Hawaii	W 18-13
Oct. 6	at Colorado State	W 52-9
Oct. 13	Wyoming	W 41-38
Oct. 20	at Air Force	W 30-25
Oct. 25	at New Mexico	W 48-0
Nov. 3	UTEP	W 42-9
Nov. 10	San Diego State	W 34-3
Nov. 17	at Utah	W 24-14
Nov. 24	Utah State	W 38-13
Dec. 21	vs. Michigan	W 24-17

Controversy was abundant as many of the so-called experts such as NBC announcer Bryant Gumbell accused BYU of playing a "Bo-Diddley Tech" schedule. However, at the end of the season BYU was the only undefeated team in the nation.



1984 FINAL POLLS	
<b>ASSOCIATED PRESS</b>	
1. <b>BYU (38)</b>	<b>1,160</b>
2. Washington (16)	1,140
3. Florida (6)	1,092
4. Nebraska	1,017
5. Boston College	932
6. Oklahoma	883
7. Oklahoma St.	864
8. SMU	761
9. UCLA	613
10. USC	596
<b>USA TODAY/CNN</b>	
1. <b>BYU (38)</b>	<b>789</b>
2. Washington (3)	751
3. Florida (3)	746
4. Nebraska	689
5. Oklahoma	660
6. Boston College	648
7. Oklahoma St.	625
8. SMU	543
9. Maryland	512
10. USC	486



# REMEMBERING COLLEGE FOOTBALL HALL OF FAME HEAD COACH LAVELL EDWARDS

257 CAREER VICTORIES • 19 CONFERENCE TITLES • 1 NATIONAL CHAMPIONSHIP

Legendary BYU head football coach LaVell Edwards passed away Dec. 29, 2016 at the age of 86 surrounded by his wife Patti and their family.

Edwards, a coaching icon in college football, led the Cougars for 29 seasons from 1972 to 2000. He amassed 257 victories, which ranks seventh in NCAA Division I history. In addition, Edwards led BYU to the 1984 National Championship and was inducted into the College Football Hall of Fame in 2004.

"I love LaVell Edwards," said BYU director of athletics Tom Holmoe. "He was a great coach, a wonderful person, a disciple of Christ, a loyal family man and a true friend. LaVell had a pure heart. His example will forever be with me and I will strive to live a life of love as he always did."

Known for his stoic sideline demeanor and quick-witted humor, Edwards was once labeled by USA Today as a "national coaching treasure." Beloved not only in coaching circles and all of Cougar Nation, but especially by the many hundreds of players under his tutelage, including current head coach Kalani Sitake who was a fullback and team captain for the Cougars.

In 1972, Edwards assumed command of a BYU program that had won just 173 games over 49 seasons, including just 14 winning seasons. The Cougars had never been to a bowl game and had just one conference championship prior to Edwards' promotion to head coach.

Undaunted by the formidable rebuilding task that lay ahead, Edwards transformed BYU into a national power, pioneering an aggressive and inno-



vative passing attack that led BYU to conference titles in 19 of 29 seasons and an overall record of 257-101-3.

In his first season as the head coach, he led the Cougars to a 7-4 overall record, including a 16-7 win over in-state rival Utah. Just two seasons later, Edwards had the team rolling. The Cougars won the WAC Championship after a 48-20 victory over the Utes and accepted an invitation to the Fiesta Bowl—the team's first-ever bowl appearance, starting a run of 22 bowls in 29 years. The 1974 season turned out to be the first of 27 straight non-losing seasons.

After recording an 11-1 record in 1979, a 12-1 record in 1980 another 11-win season in 1981, eight more wins in 1982, and 11 additional wins in 1983, Edwards led BYU to a perfect 13-0 season in 1984. Following a 24-17 win over Michigan in the Holiday Bowl, the Cougars were crowned national champions. Not surprisingly, Edwards was named the National Coach of the Year for the second time in his career.

Under his direction, BYU recorded 10 straight conference titles from 1976 through 1985 and played in 17 consecutive bowl games from 1978 until 1994.

On New Year's Day in 1997, BYU set an NCAA record with 14 victories after winning the Cotton Bowl to cap the 1996 season in a thrilling 19-15 victory over No. 14 Kansas State. BYU finished ranked No. 5 nationally—its highest finish since 1984.



Edwards announced his retirement prior to the 2000 season. BYU would honor him by renaming Cougar Stadium, LaVell Edwards Stadium prior to the final home game of the year on Nov. 18. A banner bearing the new name was unveiled in a pregame ceremony conducted by President Gordon B. Hinckley, president of The Church of Jesus Christ of Latter-day Saints.

A week later BYU gave Edwards one more magic moment. Trailing Utah 27-26 in Salt Lake City with 23 seconds left, quarterback Brandon Doman scored a 7-yard touchdown run to send Edwards out a winner in his final game.

Edwards coached one Heisman Trophy winner, two Outland Trophy recipients, four Davey O'Brien awardees, seven Sammy Baugh Trophy Winners, 31 All-Americans and six College Football Hall of Famers. He was named NCAA District 8 Coach of the Year eight times, Bobby Dodd National Coach of the Year in 1979 and AFCA National Coach of the Year in 1984.

Following his coaching career, Edwards served a full-time LDS mission with his wife Patti to New York City from 2002-03. He also served on several committees and boards for various college football awards and governing bodies following his retirement.

The eighth of 14 children, Edwards graduated from Lincoln High School in Orem. He attended Utah State University, where he was an all-conference lineman before serving a two-year commitment in the Army. He and Patti were married for more than 65 years. The Edwards have three children, Ann [Cannon], John and Jim.

*"In the South there's Bear Bryant, Daryl Royal and Frank Boyles, in the East there's Joe Paterno, in the Midwest there's Bo Schembechler, Woody Hayes and Tom Osborne and in the West there's John McKay and LaVell Edwards. He's a legend. And as good a football coach as he was, he's a better man and he did it the right way. He's known throughout the country as a legend."*

— LEE CORSO, ESPN COLLEGE GAMEDAY ANALYST

## THE QUARTERBACK FACTORY



Beginning with Virgil Carter in the 1960s and Gary Sheide in the early 1970s, BYU has produced an assembly line of outstanding quarterbacks in Provo that have earned unprecedented success in college and professional football. Twelve BYU quarterbacks have earned at least an honorable mention All-America citation or Academic All-America honors.

The BYU quarterback factory has owned the NCAA record books and have won the Sammy Baugh trophy seven times and the Davey O'Brien four times. BYU has also produced a Heisman Trophy winner in Ty Detmer and many other Heisman Trophy candidates. Quarterbacks Gifford Nielsen, Marc Wilson, Jim McMahon, Steve Young and Ty Detmer have all been inducted into the College Football Hall of Fame.

On seven different occasions, BYU quarterbacks have finished as the NCAA total offense leaders. Three of the top-15 career passing efficiency

leaders are from BYU. In the 29 years LaVell Edwards coached at BYU, the Cougars led the nation in passing eight times and finished in the top five 17 times.

When Edwards was named head coach at BYU in 1972, he realized he couldn't compete initially with the big schools for the big-time athletes. So he installed a passing attack that would change the future of college football.

In a time when throwing the football was a mere change of pace to running the ball, BYU began leading the nation in offensive statistics year after year with its revolutionary passing attack.

In 46 seasons prior to Edwards, BYU had won a total of 171 games with just 16 winning seasons. Since 1972, BYU is No. 8 in total wins with 438. The Cougars have won 23 conference titles, played in 38 bowl games and won the national championship in 1984.

Since 1976, 14 different Cougar quarterbacks have thrown for 3,000 yards. BYU has passed for at least 3,000 yards in 33 of the past 41 seasons, including 14 seasons with at least 4,000 yards and one season in 1990 with over 5,000 yards.

### 5,000 CLUB

5,188	Ty Detmer	1990
-------	-----------	------

### 4,000 CLUB

4,571	Jim McMahon	1980
4,560	Ty Detmer	1989
4,273	Robbie Bosco	1985
4,031	Ty Detmer	1991
4,027	Steve Sarkisian	1996

### 3,000 CLUB

3,957	Max Hall	2008
3,902	Steve Young	1983
3,885	John Beck	2006
3,875	Robbie Bosco	1984
3,848	Max Hall	2007
3,727	John Walsh	1993
3,720	Marc Wilson	1979
3,712	John Walsh	1994
3,709	John Beck	2005
3,692	Zac Wilson	2020
3,560	Max Hall	2009
3,555	Jim McMahon	1981
3,554	Kevin Feterik	1999
3,542	Brandon Doman	2001
3,437	Steve Sarkisian	1995
3,401	Gifford Nielsen	1976
3,377	Tanner Mangum	2015
3,171	Jaren Hall	2022
3,100	Steve Young	1982



STEVE YOUNG, MIKE HOLMGREN AND LAVELL EDWARDS



# ALL-AMERICAN QUARTERBACKS


**VIRGIL CARTER**

Carter led the NCAA in touchdown passes and total offense in 1966. He set an NCAA record in 1966 with 599 yards of total offense at UTEP. He was an Academic All-American and finished 11th in the 1966 Heisman voting.


**GARY SHEIDE**

Sheide won the Sammy Baugh trophy in 1974 and was second in the NCAA in passing in both 1973 and 1974. He was the 1974 WAC Offensive Player of the Year and finished eighth in the 1974 Heisman ballot while earning All-American Honorable Mention from UPI.


**GIFFORD NIELSEN**

A first-team All-American in 1976, Nielsen led the NCAA in TD passes and passing yards and was second in total offense in 1976. He finished sixth in the 1976 Heisman voting and was inducted into the College Football Hall of Fame in 1994.


**MARC WILSON**

Wilson won the Sammy Baugh in 1979 along with being named a Consensus All-American and third in the Heisman Trophy vote. He led the nation in total offense and set 19 NCAA records in his career. He was a first-round draft pick of the Oakland Raiders (15th overall) and was inducted into the College Football Hall of Fame in 1996.


**JIM MCMAHON**

McMahon won the Davey O'Brien, Sammy Baugh and was named a Consensus All-American in 1981. He set 75 NCAA career records and led the NCAA in total offense and passing in 1980 and 1981. McMahon finished third (1981) and fifth (1980) in the Heisman voting. He was a first round draft pick (5th overall) of the Chicago Bears in 1982 and played 16 NFL seasons. He led the Bears to a Super Bowl title in 1986 and later won another ring with Green Bay in 1996. He was inducted into the College Football Hall of Fame in 1998.


**STEVE YOUNG**

Young won the Davey O'Brien and the Sammy Baugh in 1983 along with earning Consensus All-American status. He led the NCAA in total offense, passing and pass efficiency in 1983 and was the runner-up for the Heisman Trophy. He set 15 NCAA career records. Young played 14 years in the NFL and won the NFL MVP in both 1992 and 1994. He set the NFL single-season passer rating record with 112.8 in 1994 and won a Super Bowl with San Francisco the same year, earning MVP honors with six touchdown passes in the game. He was inducted into the College Football Hall of Fame in 2001.

**ROBBIE BOSCO**

Bosco led BYU to the 1984 National Championship and won the Sammy Baugh Trophy that season. He was a second-team All-American and runner-up for the Davey O'Brien while finishing third for the Heisman in both 1984 and 1985. He led the NCAA in total offense in 1984 and was drafted by Green Bay 1985. He later coached at BYU and currently serves in fundraising.


**TY DETMER**

Detmer won the Heisman Trophy in 1990 and was a two-time Davey O'Brien winner and Maxwell Award recipient. He set 63 NCAA records and was a two-time Consensus All-American. He is BYU's career leader with 15,031 passing yards and ranks No. 5 in NCAA history. He led the NCAA in passing yards in 1990 and total offense in 1991. He played 14 years in the NFL and was inducted into the College Football Hall of Fame in 2012. He returned to BYU as the offensive coordinator and quarterbacks coach in 2016-17.


**STEVE SARKISIAN**

In two seasons at BYU, Sarkisian won the Sammy Baugh Trophy, earned second-team All-America honors and led the nation in passing efficiency in 1996. He was named the 1996 WAC Offensive Player of the Year and led BYU to an NCAA-record 14 victories, including a win in the Cotton Bowl over Kansas State. He has been a head coach at Washington, USC and Texas.


**JOHN BECK**

Beck was named a second team All-American in 2006 and MWC Offensive Player of the Year. He was a finalist for the Johnny Unitas award and semi-finalist for the Davey O'Brien. His 11,021 career passing yards ranks No. 3 at BYU. He was drafted in the second round of the 2007 NFL Draft by the Miami Dolphins and played six years in the NFL.


**MAX HALL**

Hall won more games at BYU than any other starting quarterback, with 32 victories. He was a two-time honorable mention All-American and a three-time All-MWC player. He is second in BYU history in passing yards, touchdowns, completions and total offense in just three seasons after transferring from ASU. He played for the Arizona Cardinals in 2010, including winning his first start, after signing as a free agent.


**ZACH WILSON**

Wilson was drafted No. 2 overall in the 2021 NFL Draft by the New York Jets. A three year starter, he played in 30 games finishing with 7,652 yards passing. In 2020 he earned Pro Football Focus All-America Second Team, Phil Steele All-America honorable mention, Co-Polynesian College Player of the Year and finished No. 8 in the Heisman Trophy voting and was a finalist for the Manning Award.



**1990 HEISMAN TROPHY WINNER**

# TY DETMER



On December 1, 1990, Ty Detmer and his teammates gathered poolside at the Princess Kaiulani Hotel just hours prior to kickoff with the University of Hawai'i.

Via satellite hookup with national television, Detmer and the BYU faithful patiently waited and listened as Downtown Athletic Club President C. Peter Lambos announced the winner of the 1990 Heisman Trophy as, "Ty Detmer, Ty Detmer of BYU," — soon Ty was dunked in the pool.

Detmer, a junior, became the first collegian from the Rocky Mountain region to win the Heisman Trophy. Named in honor of John Heisman, the coveted trophy has been awarded annually to the outstanding college football player of the year since 1935.

A 28-21 upset over No. 1-ranked Miami in Provo vaulted Detmer to the forefront in the Heisman race his junior season. Combined with a massive public relations "necktie" campaign for Ty, the 6-foot, 175-



pound, gunslinger from San Antonio, Texas, guided BYU to a Holiday Bowl berth that season and a 10-3 record with 41 touchdowns and 5,188 yards passing.

Detmer polled 1,482 points to beat out Notre Dame's Raghib "Rocket" Ismail at 1,177 and finished first in all six regions. Detmer finished third in the Heisman balloting in 1991.

"Winning the Heisman was a great honor," said Detmer. "There have been a lot of great players, like my teammates and previous BYU quarterbacks, that contributed to it. They opened the door. It shows the strength of the program at BYU."

Detmer's portrait hangs alongside other recipients on the third floor of the DAC of New York City. The trophy is on display in the lobby of Legacy Hall, located in the Student Athlete Building.

## TOP 10 FINISHERS

BYU has had a player finish in the top 10 of the Heisman voting in 13 different seasons, including most recently Zach Wilson, the 2020 Co-Polynesian College Player of the Year, who finished No. 8 in the voting.

YEAR	PLAYER	PLACE
1962	Eldon Fortie	10th
1974	Gary Sheide	8th
1976	Gifford Nielsen	6th
1979	Marc Wilson	3rd
1980	Jim McMahon	5th
1981	Jim McMahon	3rd
1983	Steve Young	2nd
1984	Robbie Bosco	3rd
1985	Robbie Bosco	3rd
1989	Ty Detmer	9th
1990	Ty Detmer	1st
1991	Ty Detmer	3rd
2020	Zach Wilson	8th

## TOP THREE FINISHERS

Including Ty Detmer winning the award in 1990 and finishing third in 1991, BYU quarterbacks have finished among the top three vote getters in the Heisman Trophy ballot a total of seven times. The others including, Marc Wilson, Jim McMahon, Steve Young and Robbie Bosco (twice).



**1979**  
**MARC WILSON**  
3RD PLACE



**1981**  
**JIM MCMAHON**  
3RD PLACE



**1983**  
**STEVE YOUNG**  
RUNNER UP



**1984 & 1985**  
**ROBBIE BOSCO**  
3RD PLACE

# 7 SAMMY BAUGH TROPHIES

The Sammy Baugh Trophy has been awarded annually to the nation's top passer by the Touchdown Club of Columbus since 1959. The award is named after College and Pro Football Hall of Famer Samuel "Slingin Sammy" Baugh who was a two-time All-American at TCU and went on to play with the Washington Redskins from 1937-1952. He was a six-time All-Pro selection and NFL Player of the Year in 1947 and 1948. Baugh is credited for making the forward pass an integral part of offensive play in the NFL.

BYU has produced a record seven Sammy Baugh winners including Gary Sheide, Marc Wilson, Jim McMahon, Steve Young, Robbie Bosco, Ty Detmer and Steve Sarkisian. No other school has more than four winners, trailing BYU's seven awards.



**1974**  
**GARY SHEIDE**  
181 comp 300 ATT  
2,174 yards, 23 TD



**1979**  
**MARC WILSON**  
250 comp 427 ATT  
3,720 yards, 29 TD



**1981**  
**JIM MCMAHON**  
278 comp 423 ATT  
3,555 yards, 30 TD



**1983**  
**STEVE YOUNG**  
306 comp 429 ATT  
3,902 yards, 33 TD



**1984**  
**ROBBIE BOSCO**  
283 comp 458 ATT  
3,875 yards, 33 TD



**1991**  
**TY DETMER**  
249 comp 403 ATT  
4,031 yards, 35 TD



**1996**  
**STEVE SARKISIAN**  
278 comp 404 ATT  
4,027 yards, 33 TD




# DAVEY O'BRIEN AWARDS

In 1981, the Davey O'Brien Educational and Charitable Trust of Fort Worth, Texas, named Jim McMahon the first recipient of the annual Davey O'Brien National Quarterback Award — honoring the nation's best quarterback.

BYU quarterbacks have won the Davey O'Brien Award four times. In addition to winners McMahon (1981), Steve Young (1983) and Ty Detmer (1990 & '91), Robbie Bosco finished runner-up in 1984 and Steve Sarkisian finished third in 1996. Detmer is one of four players to win the award twice.




**1981**  
**JIM MCMAHON**  
278 comp 423 att  
3,555 yards, 30 TD



**1983**  
**STEVE YOUNG**  
306 comp 429 att  
3,902 yards, 33 TD



**1990**  
**TY DETMER**  
361 comp 562 att  
5188 yards, 41 TD




**1991**  
**TY DETMER**  
249 comp 403 att  
4,031 yards, 35 TD

# THE OUTLAND TROPHY

The Outland Trophy has been awarded annually by the Football Writers Association of America since 1946 to the nation's most outstanding interior lineman. It is named after the late John Outland, an All-America lineman at Pennsylvania in the late 1800s.

The Outland Trophy is the third oldest player award in major-college football behind the Heisman Trophy and Maxwell Award. In 1988, Jim Ridlon was commissioned to design and sculpt the Outland Trophy. A member of the National College Football Awards Association, the award has become one of college football's most prestigious.



## JASON BUCK - 1986

Jason Buck, a 6-6, 270-pound defensive lineman from St. Anthony, Idaho, started out as a quarterback and linebacker at Ricks College before coming to BYU in 1985 as a lineman.

Buck led the 1986 Cougars with 218.5 defensive points and registered 26 unassisted tackles, 33 assisted tackles, 13 tackles for losses, 17 quarterback hurries and 12.5 sacks. Buck rode a publicity campaign of "One Buck" dollar bills in leading BYU to an 8-5 record and a berth in the Freedom Bowl in 1986.


He was selected in the first round of the 1987 NFL Draft by the Cincinnati Bengals. He played seven seasons in the NFL with Cincinnati and Washington where he won a Super Bowl Championship at the end of the 1992 season.

## MOHAMMED ELEWONIBI - 1989

Mohammed Elewonibi, a 6-5, 290-pound, offensive lineman from British Columbia, Canada, spent his childhood in his native Nigeria and didn't play football until after high school at Snow Junior College.

"Mount Mohammed" led BYU to a 10-3 record in 1989 and a berth in the Holiday Bowl. As a senior he graded out four times with perfect pass protection while protecting future Heisman Trophy winner Ty Detmer.

He was drafted in the third round of the NFL Draft by the Washington Redskins. He played four seasons in the NFL with Washington, where he won a Super Bowl in 1992 and also Philadelphia. Elewonibi later played 10 years in the CFL with Winnipeg and British Columbia.



# THE MAXWELL AWARD

## TY DETMER 1990

BYU quarterback Ty Detmer took home the Maxwell Award as college football's best player in 1990. Detmer won the Heisman and Davey O'Brien the same year. The Maxwell Award voting—by college coaches, the media and members of the Maxwell Football Club—had the same order of finish as the Heisman. Detmer had 1,993 points; followed by Raghieb "Rocket" Ismail of Notre Dame with 1,385; Eric Bieniemy of Colorado with 747 and Shawn Moore of Virginia with 431.



Each year the Maxwell Football Club presents the Maxwell Award for the College Player of the Year. Dating back to 1937, this award is presented in honor of Robert W. (Tiny) Maxwell, legendary college player, official and sports columnist. Voters for the Maxwell College Awards are NCAA Head College Football Coaches, members of the Maxwell Football Club & sportswriters and sportscasters from across the country.

**15,031**

PASSING YARDS

**5,188**

PASSING YARDS IN  
1990

**3-4000**

THREE SEASONS OF  
OVER 4,000 PASSING

**121**

PASSING  
TOUCHDOWNS

**63**

NCAA RECORDS

**41**

TOUCHDOWNS IN  
1990



# THE DOAK WALKER AWARD

## LUKE STALEY 2001



BYU running back Luke Staley was named the winner of the 2001 Doak Walker Award at the ESPN Home Depot College Football Awards Show. The Doak Walker Award is given annually to college football's top running back.

"This is a great honor," Staley said. "I can't express how grateful I am for my family, my teammates, my coaches and everyone who made this possible."

In addition to winning the Doak Walker Award, Staley was also named a first-team member of the prestigious Walter Camp Foundation All-America Team and received consensus All-American recognition.

In addition to the Walter Camp All-America team, Staley was named a first-team All-American by the American Football Coaches Association, Football Writers Association of America, the Associated Press, The Sporting News, Football News and CNSI.

"We're very proud of Luke and all his accomplishments," said BYU head coach Gary Crowton. "Luke is a great example of working hard and staying focused. This is a great tribute for a great athlete, a great teammate and a great young man. We couldn't be more proud of him."

Staley, from Tualatin, Oregon, led the nation in scoring (15.5 p/game), yards per carry (8.1 y/carry) and finished the 2001 season ranked third in the nation in rushing, averaging 143.8 yards per game. He helped pace the Cougars to a 12-2 record on the season, scoring a BYU single-season record 28 touchdowns. Staley also set a BYU single-season record 1,582 yards rushing on the season that was just broken by Tyler Allgeier in 2021 with 1,601.

## STALEY RECORDS

### BYU SINGLE-SEASON

- 143.8** YARDS PER GAME – 2001
- 28** TOUCHDOWNS – 2001
- 24** RUSHING TDS – 2001
- 6.1** YARDS PER CARRY  
NO. 1 NATION – 2001

*\*1,582 rushing yards in 2001 broken by Tyler Allgeier (1,601) in 2021*

### BYU CAREER

- 48** TOTAL TOUCHDOWNS
- 41** RUSHING TOUCHDOWNS



Founded in 1951 by the National Football Foundation, the College Football Hall of Fame immortalizes the greatest of the amateur gridiron. 5.1 million people have coached or played the game and less than 1,300 are inductees in the Hall. This makes the College Football Hall of Fame an extremely selective group of individuals. In other words, about two ten-thousandths of one percent (.0002) of the individuals who have played the game have been deemed worthy of this distinction.

BYU has produced seven Hall of Fame members, including six players and head coach LaVell Edwards.

Founded in 1947, The National Football Foundation & College Hall of Fame inducted its first class of inductees in 1951. The first class featured 32 players and 19 coaches, including Illinois' Red Grange, Notre Dame's Knute Rockne, Amos Alonzo Stagg and Carlisle's Jim Thorpe.

More than 300 schools are represented with at least one former athlete in the College Football Hall of Fame. The new College Football Hall of Fame, which opened on Aug. 23, 2014, is a 94,256-square-foot attraction located in the heart of Atlanta's sports, entertainment and tourism district.



**GIFFORD NIELSEN**  
**QUARTERBACK: 1975-77**  
**INDUCTED: 1994**

Nicknamed the "Mormon Rifle," Gifford Nielsen became BYU's first Hall of Fame inductee in 1994. His prolific passing career began when he came off the bench in the third game of his sophomore season to lead the Cougars to a 16-15 come-from-behind win over New Mexico by completing 10 of 12 passes. As a junior in 1976, Nielsen really made fans sit up and notice. He passed for 3,192 yards and 29 touchdowns, set 13 WAC records and made All-America. The next season promised even more. He threw five touchdown passes against New Mexico, six against Utah State and was twice named Player of the Week. For the first time, a BYU football team was nationally ranked. "It was like a little dream world," said Nielsen, a product of Provo High School. "The numbers were just mind-boggling. Everything you could ever dream of as a kid in Provo, Utah, was in the palm of my hand." On Oct. 8, 1977, his season and college career ended when he suffered a serious injury. Over three years Nielsen averaged an astounding 243 yards passing per game. Nielsen played six years with the Houston Oilers and was the last quarterback to lead the Oilers to the AFC finals. He and his wife Wendy have six children.



**MARC WILSON**  
**QUARTERBACK: 1976-79**  
**INDUCTED: 1996**

One of the most celebrated quarterbacks in Cougar history, Marc Wilson earned consensus All-America honors in 1979 and was inducted into the Hall of Fame on Dec. 10, 1996. In Wilson's first game as a starter, he was 15 of 25 for 332 yards with seven touchdowns in a 63-17 triumph over Colorado State and was consequently named Sports Illustrated Offensive Player of the Week. In Wilson's career at BYU, he set 15 NCAA records. The 6-5, 204-pound quarterback ranked fourth in the nation in passing efficiency with a 147.1 rating in 1979. That same year, Wilson finished third in the Heisman balloting, led his team to an undefeated regular season and was named the Holiday Bowl's Offensive MVP. A true student-athlete, Wilson was the recipient of the NCAA Top Five Award and its post-graduate scholarship. A first round draft pick of the Oakland Raiders, Wilson played eight seasons before finishing his career with the New England Patriots. He and his wife, Colleen have four children.



**JIM MCMAHON**  
**QUARTERBACK: 1978-81**  
**INDUCTED: 1998**

McMahon set 75 NCAA records at BYU, was named a 1981 first team All-American by Kodak (Coaches), College & Pro Weekly, Associated Press, UPI, FWAA and second team NEA. In 1980 he earned first-team All-America from the FWAA. McMahon balloted third place for the Heisman Trophy in 1981 and fifth in 1980. In 1981, he won the Davey O'Brien Trophy, the Sammy Baugh Award, the Utah Sportsman of the Year and the NCAA Co-Offensive Player of the Year with Marcus Allen (Pigskin Club of Washington, D.C.). He led the NCAA in pass efficiency (155.0) and total offense (345.8) in 1981 as well as pass efficiency (176.9) and total offense (385.6) in 1980. He set 29 Western Athletic Conference records and was three-time WAC Player of the Year and first-team all-league. He broke 23 BYU records, was MVP of two Holiday Bowls and has been inducted to the Holiday Bowl Hall of Fame. McMahon passed for 9,536 yards, threw 84 touchdowns and completed 653 of 1,056 passes at BYU. McMahon played for the Chicago Bears from 1982-88 (1986 Super Bowl Champs, 1985 Pro QB of the Year, and Pro Bowl); San Diego Chargers in 1989; Philadelphia Eagles from 1990-92; Minnesota

# LAVELL EDWARDS

**HEAD COACH: 1972-2000**

**INDUCTED: 2004**

A coaching icon whose success and longevity are paralleled by few, Edwards posted a record of 257-101-3 (.716) over a span of 29 seasons at BYU. From 1972 until his retirement following the 2000 season, Edwards roamed the sidelines at BYU—a tenure that ranks fifth all-time among coaches at one school. In 20 of those 29 seasons, the Cougars claimed the league title. Guiding BYU to 22 bowl game appearances, including a streak of 17-straight bowl appearances, Edwards reached the pinnacle of coaching success in 1984 by winning the National Championship. His 257 wins rank him seventh in NCAA Division I-A history.



At the helm, Edwards coached one Heisman Trophy winner, two Outland Trophy recipients, four Davey O'Brien award winners and 32 All-Americans – not to mention countless players who went on to professional careers in the NFL. He was named NCAA District 8 Coach of the Year eight times, the Bobby Dodd National Coach of the Year in 1979 and AFCA National Coach of the Year in 1984. Named the State of Utah's Coach of the Century, Edwards is a member of the State of Utah Sports Hall of Fame. "When you think of the Hall of Fame, you think of longevity, excellence, leadership and quality," said former BYU quarterback Steve Young. "In my book, Hall of Fame and LaVell Edwards go hand in hand. He is definitely a worthy recipient of this honor."



## STEVE YOUNG

**QUARTERBACK: 1975-77**

**INDUCTED: 2001**

One of the greatest collegiate quarterbacks of all time, Young set 13 NCAA records. As a junior, he averaged 318.8 yards per game of total offense, earning All-Western Athletic Conference recognition and Conference Player of the Year honors. In his senior season, he repeated as a first-team All-WAC selection, completed 306 of 429 pass attempts for an impressive .713 percentage and led BYU to its second-straight Holiday Bowl. His .713 completion percentage, 3,902 yards passing, 4,346 yards of total offense and 33 touchdowns all led the nation. He completed 592 of 907 attempts for a .653 average, threw for 7,733 yards and 56 touchdowns and had 8,817 yards of total offense in only 31 games. A unanimous All-American and academic All-WAC selection, Young was the runner-up for the Heisman Trophy and received a National Football Foundation and College Football Hall of Fame Scholar-Athlete Award in recognition for his excellence on the field, in the classroom and in the community. Young retired after 15 seasons in the NFL, where he earned two MVP awards, seven trips to the Pro Bowl and led the San Francisco 49ers to win the Super Bowl in 1995, earning MVP honors.



## GORDON HUDSON

**TIGHT END: 1980-83**

**INDUCTED: 2009**

Hudson is the first non-quarterback to represent BYU as a player in the Hall. A consensus All-America First Team pick in 1982 and 1983, Hudson is still the NCAA FBS record holder for most passes caught per game by a tight end (5.4) in a career, most career yards per game by a tight end (75.3) and most yards in a single game by a tight end (259). Hudson helped BYU win four conference championships (WAC) and earn four Holiday Bowl invitations during his career from 1980-83. He totaled 2,484 receiving yards and 22 touchdowns during his All-American career.



## TY DETMER

**QUARTERBACK: 1988-91**

**INDUCTED: 2012**

Heisman Trophy Winner, Detmer is BYU's seventh inductee into the Hall of Fame. Detmer also won the Maxwell Award, two Davey O'Brien Awards and set 63 NCAA records in his tenure. Twice named a consensus All-American, Detmer won national player of the year awards from organizations such as UPI, CBS, Scripps Howard and the U.S. Sports Academy. His 15,031 career passing yards and 121 touchdowns were NCAA bests at the time, and the gunslinger still holds three records. A three-time first team All-WAC performer, Detmer led College Football Hall of Fame coach LaVell Edwards' teams to three conference titles, four bowl games, three AP Top-25 finishes and a 28-21 win over top-ranked and defending national champion Miami on Sept. 8, 1990. The NCAA Today's Top VI Award recipient was a ninth round selection of the 1992 NFL Draft by the Green Bay Packers and played 14 seasons in the NFL. A 2000 inductee of the BYU Athletics Hall of Fame, Detmer returned to BYU as the offensive coordinator and quarterbacks coach in 2016-2017.

## TIGHT END TRADITION

BYU's tight ends have earned unprecedented success as a featured position in the offense for decades. In 2023, BYU returns Isaac Rex, a former freshman All-American that grabbed 12 touchdowns in 2020 and has 21 total in his career. Rex comes after the successful career of Matt Bushman who joined former BYU consensus All-Americans Gordon Hudson and Dennis Pitta as the only Cougar tight ends with three consecutive seasons with more than 500 receiving yards. In 2019 he had 47 receptions for 688 yards. He started his BYU career by leading all freshman tight ends in college football in 2017 with 49 receptions, 520 yards and three touchdowns to earn Freshman All-America status.

Over the years, Cougar football has emerged as the home of some of the best pass-catching tight ends in NCAA history. Starting with "Miracle Bowl" hero Clay Brown in 1980, nine BYU tight ends have earned All-America recognition. Since 1976, 12 Cougar tight ends have received 20 first-team All-Conference citations.

Hudson, a two-time consensus All-American, was inducted into the College Football Hall of Fame. Five former Cougars helped lead their teams to the Super Bowl—Doug Jolley with the Oakland Raiders in 2003, Chad Lewis with the Philadelphia Eagles in 2005, Itula Mili with the Seattle Seahawks in 2006, Gabriel Reid with the Chicago Bears in 2007 and Pitta with the Baltimore Ravens in 2013.

Two former BYU Cougars, Todd Christensen and Chad Lewis, have been named to several Pro Bowl teams during their successful professional careers as tight ends. A BYU tight end was named first-team all-conference (Jonny Harline in 2005 and 2006 and Dennis Pitta in 2007, 2008 and 2009) in five-straight years. In 2009, BYU became the first team in MWC history to sweep the tight end honors as Andrew George earned All-MWC Second Team accolades while Pitta was a consensus All-American.

ALL-AMERICAN TE	
Clay Brown	1980
Gordon Hudson*	1982
Gordon Hudson*	1983
David Mills	1984
Trevor Molini	1985
Chris Smith	1989
Chris Smith	1990
Byron Rex	1992
Chad Lewis ^	1996
Itula Mili	1996
Jonny Harline	2006
Dennis Pitta	2008
Dennis Pitta*	2009
Matt Bushman#	2017
Isaac Rex#	2020
*consensus   #freshman	
^academic	



**CLAY BROWN**



**GORDON HUDSON**



**DAVID MILLS**



**TREVOR MOLINI**



**CHRIS SMITH**



**BYRON REX**



**CHAD LEWIS**



**ITULA MILI**



**JONNY HARLINE**



**DENNIS PITTA**



**MATT BUSHMAN**



**ISAAC REX**

FIRST TEAM ALL-CONFERENCE TE	
Brian Billick	1976
Clay Brown	1979
Clay Brown	1980
Gordon Hudson	1982
Gordon Hudson	1983
David Mills	1984
Trevor Molini	1985
Chris Smith	1989
Chris Smith	1990
Byron Rex	1991
Byron Rex	1992
Chad Lewis	1995
Chad Lewis	1996
Itula Mili	1996
Doug Jolley	2001
Jonny Harline	2005
Jonny Harline	2006
Dennis Pitta	2007
Dennis Pitta	2008
Dennis Pitta	2009
Matt Bushman+	2018
Matt Bushman+	2019
Isaac Rex+	2020
Isaac Rex+	2021
Isaac Rex+	2022
Phil Steele	
All-Independent+	



# POLYNESIAN TRADITION

The Polynesian Islands have become a hotbed for college football recruiting in recent years, but BYU has been one of the pioneers in bringing players from Tonga, Samoa, the Hawaiian Islands and all of Polynesia to the forefront of college football since the early 1950s.

Harry Bray of Hilo, Hawai'i, transferred from Weber College to play for the Cougars in 1951, becoming the first Polynesian to play for the Cougars. Other Pacific Islanders who followed included: Famika Anae (1954-55), John Kapele (1957-59), John Kawaa (1962-1963), John Lupoi (1967-1969) and Henry Nawahine (1964-1965).

Some of BYU's most celebrated and decorated players have come from the Pacific islands, including All-Americans, national record holders and players who have gone on to compete in the NFL. BYU's former and current football staff also boast a Polynesian tradition.

Kalani Sitake was named BYU's 14th head coach on Dec. 19, 2015, becoming the first Tongan head football coach in NCAA history. Sitake was raised in Laie, Hawaii, and later moved to the mainland. His staff includes Polynesians Fesi Sitake, Sione Po'uha, Justin Ena, Harvey Unga, Vince Feula, Al Pupunu, Kalani Simeona and Jack Damuni.



*Current BYU head coach Kalani Sitake (center) with teammates Tevita Ofahengau (left) and Setema Gali, Jr. (right) on senior night back in 2000 at LaVell Edwards Stadium.*

Since 1951, hundreds of Polynesian players have suited up for BYU and dozens have gone on to successful careers in the NFL. Polynesian players have come from all over the Pacific including Hawaii, Tonga, Samoa and Fiji. Some of the most notable players include Vai Sikahema, the NCAA's career leader in punt returns, All-American and NFL veteran tight end Itula Mili and BYU's No. 2 career rusher, Harvey Unga.

Of the hundreds of Polynesian players, several rank among the top statistical leaders in BYU history. Two of the top-10 career rushers are Polynesian. Two of the top-10 leaders in career receiving yards are also Polynesian. Since 1982, 11 of BYU's season rushing leaders have been Pacific Islanders.

## ZACH KAPONO WILSON 2020 POLYNESIAN COLLEGE FOOTBALL PLAYER OF THE YEAR

BYU quarterback Zach Kapono Wilson, of Hawaiian ancestry, and University of Southern California safety Talanoa Hufanga, of Tongan ancestry, were named co-recipients of the 2020 Polynesian College Football Player of the Year Award. The award is presented annually to the most outstanding Polynesian college football player that epitomizes great ability and integrity.

Wilson led BYU to a 11-1 record in 2020 while earning All-America honors and finishing No. 8 in the Heisman Trophy voting. The All-Independent First Team honoree threw for 3,692 yards, 33 touchdowns and only three interceptions on the season. He broke a BYU record, previously held by Steve Young, for completion percentage, completing 73.5 percent of his passes in 2020. He also rushed for 255 yards and 10 touchdowns.

Wilson posted 11 different top-10 rankings in 2020. He was ranked No. 2 nationally in points responsible for (264), passing efficiency (196.4) and completion percentage (73.5); No. 3 in passing yards (3,692), passing touchdowns (33), yards per pass attempt (10.99) and points responsible for per game (22.0); No. 4 in rushing touchdowns by a quarterback; No. 5 in passing yards per completion (14.95); No. 8 in total offense (328.8); and No. 10 in passing yards per game (307.7)



# ALL-AMERICANS

## BYU'S ALL-AMERICANS

Players listed on the next three pages make up BYU's 84 All-Americans by being named to the first team, second team or third team by major news outlets or award organizations. Honorees who were named to freshman or sophomore teams are also pictured and listed below.



Jessie Wilson | HB | 1934



Vaughn Lloyd | OL | 1939



Lonnie Dennis | OL | 1959



Eldon Fortie | QB | 1961, 1962



Phil Odle | WR | 1967



Gordon Gravelle | OL | 1971



Pete Van Valkenburg | RB | 1972



Jay Miller | WR | 1973



Wayne Baker | DL | 1974



Orrin Olsen | OL | 1975



Brad Oates | OL | 1975



Gifford Nielsen | Q | 1976



Marc Wilson | QB | 1978, 1979



Jason Coloma | DB | 1978



Rod Wood | RB | 1978



Tom Bell | OG | 1979



Jim McMahon | QB | 1980, 1981



Nick Eyre | OT | 1980



Clay Brown | TE | 1980



Bart Oates | OL | 1982



Gordon Hudson | TE | 1982, 1983



Steve Young | QB | 1983



David Mills | TE | 1984



Kyle Morrell | DB | 1984



HALL OF FAME QBS MARC WILSON, JIM MCMAHON & GIFF NIELSON



Leon White | LB | 1984



Robbie Bosco | QB | 1984, 1985



Trevor Matich | OL | 1984



Leon White | LB | 1984



Robbie Bosco | QB | 1984, 1985



Trevor Match | OL | 1984




Mark Bellini | IWR | 1985



Trevor Molini | TE | 1985



Jason Buck | DL | 1985, 1986



Shawn Knight | DT | 1986



Pat Thompson | IP | 1988



Chris Smith | TE | 1989, 1990



Bob Davis | LB | 1989



Mo Elewonibi | OG | 1989



Ty Detmer | QB | 1990, 1991



Randy Brock | DT | 1991, 92, 93



Eric Drage | IWR | 1992, 1993



Derwin Gray | DB | 1992



Shad Hansen | LB | 1992



Evan Pilgrim | OG | 1992, 1994



Byron Rex | TE | 1992



John Walsh | QB | 1993



Todd Herget | LB | 1993



Alan Boardman | P | 1993



Mike Empey | OL | 1993



Jamal Willis | RB | 1993



John Raass | DT | 1995



Stan Raass | LB | 1995



Itula Mili | TE | 1996



Steve Sarkisian | QB | 1996



John Tait, I OL | 1996



Jaron Dabney | RB | 1997



Dustin Johnson | FB | 1997



Rob Morris | LB | 1998, 1999



Luke Staley | RB | 1999, 2001



Ryan Denney | DE | 2001




Daniel Coats | TE | 2003



Austin Collie | IWR | 2004, 2008



Matt Payne | K | 2004



**ALL-AMERICANS ROBBIE BOSCO & TREVOR MATCH**



Dallas Reynolds | OL | 2005, 2008



Johnny Harline | TE | 2006



John Beck | QB | 2006



Jake Kuresa | OL | 2006



Jan Jorgensen | DL | 2006



Harvey Unga | RB | 2007



Rey Feinga | OL | 2007



Dennis Pitta | TE | 2008, 2009



Matt Reynolds | OL | 2008, 2009



Braden Hansen | OL | 2009



Riley Stephenson | P | 2012




Kyle Van Noy | LB | 2012, 2013



Tejan Koroma | OL | 2014, 2017



Thomas Shoaf | OL | 2016



Matt Bushman | TE | 2017



James Empey | OL | 2018



Zach Wilson | QB | 2020



Brady Christensen | OL | 2020



Dax Milne | WR | 2020, 2021



Jake Oldroyd | K | 2020



Isaac Rex | TE | 2020



Tyler Allgeier | RB | 2021



Clark Barrington | OL | 2021



Campbell Barrington | OL | 2021



Kingsley Suamatalia | OL | 2022



ALL-AMERICANS ROBBIE BOSCO & TREVOR MATICH

# CONSENSUS ALL-AMERICANS

The National Collegiate Athletic Association (NCAA) recognizes All-America teams selected by the AP, AFCA, FWAA, Sporting News, and the WCFF to determine consensus All-Americans. If more than half of the organizations select a player to their first team, he receives the “consensus” honor. Depending upon the distribution of first team honors at any given position, it is possible to be consensus with fewer than three first-team selections. If no player qualifies under that criterion, a player named to two first teams can be chosen. If a player is named an All-American by all five organizations, he receives “unanimous All-American” recognition.




**MARC WILSON**  
QB | 1979



**NICK EYRE**  
OL | 1980



**JIM MCMAHON**  
QB | 1981



**GORDON HUDSON**  
QB | 1982 & 1983



**STEVE YOUNG**  
QB | 1983



**JASON BUCK**  
OL | 1986



**MO ELEWONIBI**  
OL | 1989



**CHRIS SMITH**  
TE 1990



**TY DETMER**  
QB | 1990 & 1991



**LUKE STANLEY**  
RB | 2001



**DENNIS PITTA**  
TE | 2009



**BRADY CHRISTENSEN**  
OL | 2020

## ALL-AMERICAN AWARDS

YEAR	NAME	LEVEL/ORGANIZATION
1934	Wilson, Jessie	All-America
1939	Vaughn, Lloyd	Third AP
1959	Dennis, Lonnie	Third Williamson
1961, 62	Fortie, Eldon	First NEA (61), Second UPI, AP, Williamson, Football News, Third AFCA (62)
1967	Odle, Phil	First Dell Sports
1971	Gravelle, Gordon	Second AP, UPI, Universal Sports
1972	Van Valkenburg, Pete	Second Universal Sports, Third AP
1973	Miller, Jay	First Universal Sports
1974	Baker, Wayne	Second NEA
1975	Olsen, Orrin	All-America Bowl
1975	Oates, Brad	Second AP
1976	Nielsen, Gifford	First Football Writers of America, Second UPI, AP
1978, 79	Wilson, Marc	Churchmen's (78); <b>Consensus</b> (79) First AFCA, First FWAA, First UPI, First AP, First Walter Camp, Churchmen's (79), Second NEA
1978	Coloma, Jason	Third AP
1978	Wood, Rod	Churchmen's
1979	Bell, Tom	Churchmen's
1980, 81	McMahon, Jim	First Kodak, College and Pro Football Weekly, Second AP, UPI (80), <b>Consensus</b> (81) First AFCA, First FWAA, First UPI, First AP, First Football News, First GNS
1980	Eyre, Nick	<b>Consensus</b> , First AFCA, AFWAA, Second UPI, Third AP
1980	Brown, Clay	Second UPI, Third AP
1982	Oates, Bart	Second
1982, 83	Hudson, Gordon	<b>Consensus</b> (82) First AFCA, First FWAA, First UPI, First AP, First Sporting News, First Walter Camp; (83) First AFCA, First FWAA, First UPI, First AP, First Walter Camp, First NEA, First GNS
1983	Young, Steve	<b>Consensus</b> First AFCA, First FWAA, First UPI, First AP, First Walter Camp, First NEA, First GNS, First Sporting News
1984	Mills, David	First Athlon
1984	Morrell, Kyle	First AP, Second Sporting News
1984	White, Leon	Second Sporting News
1984, 85	Bosco, Robbie	Second UPI, Third FB News, Sporting News, AP (84); Second Football News (85)
1984	Match, Trevor	Third AP
1985	Molini, Trevor	Third Football News
1985	Bellini, Mark	Second UPI, Third AP
1985, 86	Buck, Jason	Third AP (85); <b>Consensus</b> (86) First AFCA, First FWAA, First Sporting News, First NEA, First Scripps-Howard, Second Football News
1986	Knight, Shawn	Third AP
1988	Thompson, Pat	First Kodak, FWAA, Scripps-Howard, Second AP, UPI
1989, 90	Smith, Chris	First Sporting News (89), Third AP (89), Consensus (90)
1989	Davis, Bob	Third Football News, AP
1989	Elewonibi, Mo	<b>Consensus</b> First UPI, First FWAA, First NEA, First GNS
1990, 91	Detmer, Ty	<b>Consensus</b> (90) First FWAA, First UPI, First AP, First Walter Camp, First Sporting News, First Scripps-Howard, First NEA, First GNS, First Football News <b>Consensus</b> (91) First FWAA, First UPI, First AP, First AFCA, First NEA
1991, 92, 93	Brock, Randy	First Freshman FB News (91), First Soph. FB News (92), Almost FB News (93)
1992, 93	Drage, Eric	Almost Football News (92,93)
1992	Gray, Derwin	Almost Football News (92)
1992	Hansen, Shad	Third Football News
1992, 94	Pilgrim, Evan	Second Sophomore Football News (92), Second AP (94)
1992	Rex, Byron	Second UPI, First Almost Football News
1993	Walsh, John	First Sophomore Football News, Almost Football News
1993	Herget, Todd	Almost Football News
1993	Boardman, Alan	Freshman Football News, Almost Football News
1993	Empey, Mike	Almost Football News
1993	Willis, Jamal	Almost Football News
1995	Raass, John	First Successful Farming Magazine
1995	Raass, Stan	First Successful Farming Magazine
1996	Mili, Itula	First AFCA
1996	Sarkisian, Steve	Second Football News
1996	Tait, John	Freshman Sporting News (96); First Football News (
1997	Dabney, Jaron	Second Freshman The Sporting News
1997	Johnson, Dustin	Successful Farming Magazine
1998, 99	Morris, Rob	First FB News (98), Second Sporting News, AFCA, Second AP, Third FB News (99)
1999, 01	Staley, Luke	Third Freshman Sporting News (99); <b>Consensus</b> (01) First AFCA., First AP, First CNN/Sports Illustrated, First Football News, First FWAA, First Walter Camp, First Sporting News, First Pro Football Weekly
2001	Denney, Ryan	Fourth Sporting News
2003	Coats, Daniel	Freshman - The Sporting News
2004, 08	Collie, Austin	Second Freshman Sporting News (04); Second SI.com, Second AP, Second Sporting News, Second CBSSports.com Second Rivals, Third College Football News (08)
2004	Payne, Matt	First NCAA, AFCA, Sporting News, Second AP



2005	Reynolds, Dallas	Second Rivals.com Freshman, Third Sporting News Freshman
2006	Harline, Jonny	First Sporting News, First CBSSports, First College Football News, First SI.com, First ESPN, Third AP
2006	Beck, John	Pro Football Weekly, College Football News, Second Sporting News
2006	Kuresa, Jake	Second College Football News
2006	Jorgensen, Jan	Third Freshman Sporting News
2007, 08	Unga, Harvey	First Freshman FWAA, Second Freshman Rivals.com, Scout.com Freshman, Second Freshman Sporting News (07); Second College Football News Sophomore (08)
2007	Feinga, Rey	Second SI.com
2008, 09	Pitta, Dennis	Third Rivals.com (08), <b>Consensus</b> (09) First Walter Camp, First AFCA, First Pro Football Weekly, First Sports Illustrated, Second AP, Second CBSSports.com, Second Rivals.com, Second Sporting News, Third Phil Steele
2008, 09	Reynolds, Matt	FWAA Freshman, Rivals.com Freshman, College Football News Freshman, Sporting News Freshman (08); First College Football News Sophomore (09)
2009	Hansen, Braden	First FWAA Freshman, First Phil Steele Freshman; Third College Football News Freshman
2012	Stephenson, Riley	AP Second, SI.com Second, CBSSports.com Second, Phil Steele Third, College Sports Madness
2012, 13	Van Noy, Kyle	Second CBSSports.com, Third AP, Third College Sports Madness, Phil Steele Third (12); Second Walter Camp, Second Senior CLASS, Third CBSSports.com, Third Athlon Sports, Third Lindy's, Phil Steele Third (13)
2014, 17	Koroma, Tejan	FWAA Freshman, Phil Steele Freshman, 247Sports True-Freshman, ESPN True-Freshman, Sporting News True Freshman (14); Pro Football Focus Second (17)
2016	Shoaf, Thomas	FWAA Freshman
2017	Bushman, Matt	FWAA Freshman, USA Today Sports Freshman, 247 Sports Freshman, Chat Sports Freshman
2018	Empey, James	FWAA Freshman
2019	Wilgar, Payton	PFF All-Freshman
2020	Christensen, Brady	<b>Consensus</b> First AP, First Walter Camp, First USA Today, First ESPN, First CBS Sports, First Pro Football Focus, First Bleacher Report, Second Sporting News, Second The Athletic
2020	Oldroyd, Jake	Second Walter Camp, Second The Athletic, Third AP, Third Phil Steele Third
2020	Wilson, Zach	Second Pro Football Focus
2020	Milne, Dax	Second Pro Football Focus, Third Phil Steele
2020	Rex, Isaac	Second Freshman The Athletic
2021	Algeier, Tyler	Sporting News Second Team, Phil Steele Fourth Team
2021	Barrington, Clark	Action Network Second Team, Pro Football Focus Third Team, Pro Football Network Third Team
2021	Barrington, Campbell	Maxwell Football Club Freshman, Football Writers Association of America Freshman, The Athletic Freshman Second Team
2021	Robinson, Jakob	Freshman All-America The Athletic
2022	Suamtaia, Kingsley	Second Team Freshman The Athletic
2022	Freeland, Blake	Pro Football Focus Third Team, Associated Press Third Team

## HONORABLE MENTION

### ALL-AMERICAN

George Bertotti, 1933  
 Dave Barrus, 1959  
 Lonnie Dennis, 1959  
 Nyle McFarland, 1959  
 Dan Hansen, 1972  
 Paul Howard, 1972  
 Jay Miller, 1973  
 Jeff Blanc, 1975  
 Brad Oates, 1975  
 Brian Billick, 1976  
 Jeff Blanc, 1976  
 Dave Hubbard, 1976  
 Mekeli Ieremia, 1976, 77  
 Blake Murdock, 1976  
 Bill Rice, 1976  
 Dana Wilgar, 1976  
 Ron Wood, 1976  
 Mark Berntsen, 1977  
 Todd Christensen, 1977  
 Mike Chronister, 1977,78

Jason Coloma, 1977  
 Lance Reynolds, 1977  
 Keith Uperesa, 1977  
 Marc Wilson, 1977  
 Tom Bell, 1978, 79  
 Jim McMahon, 1978  
 Mat Mendenhall, 1978  
 Larry Miller, 1978  
 Ross Varner, 1978  
 Clay Brown, 1979  
 Homer Jones, 1979  
 Lloyd Jones, 1979  
 John Neal, 1979  
 Scott Neilson, 1979  
 Glen Redd, 1979, 80  
 Bill Schoepflin, 1979, 80  
 Glen Titensor, 1979  
 Brad Anae, 1980  
 Mark Brady, 1980  
 Calvin Close, 1980  
 Lloyd Jones, 1980  
 Glen Titensor, 1980  
 Steve Young, 1982

Rex Burningham, 1983  
 Brandon Flint, 1983  
 Todd Shell, 1983  
 Casey Tiumalu, 1983  
 Jon Young, 1983  
 Marv Allen, 1984  
 Craig Garrick, 1984  
 Jim Herrman, 1984  
 Lee Johnson, 1984  
 Glen Kozlowski, 1984  
 Trevor Matich, 1984  
 David Mills, 1984  
 Kyle Morrell, 1984  
 Leon White, 1984  
 Robbie Bosco, 1985  
 Kurt Gouveia, 1985  
 Lakei Heimuli, 1985  
 Trevor Molini, 1985  
 Ken Smith, 1985  
 Jeff Sprowls, 1985  
 Leon White, 1985  
 Dave Wright, 1985  
 Mark Bellini, 1986

Lakei Heimuli, 1986  
 Shawn Knight, 1986  
 Trevor Molini, 1986  
 Rodney Thomas, 1986  
 John Borgia, 1987  
 Leonard Chitty, 1987  
 David Futrell, 1987  
 Troy Long, 1987  
 Thor Salanoa, 1987  
 Matt Bellini, 1988  
 Tim Clark, 1988  
 Chuck Cutler, 1988  
 Bob Davis, 1988  
 Tim Knight, 1988  
 Troy Long, 1988  
 Rodney Rice, 1988  
 Chad Robinson, 1988  
 Brian White, 1988  
 Matt Bellini, 1989  
 Bob Davis, 1989  
 Ty Detmer, 1989  
 Chad Robinson, 1989  
 Eric Drage, 1992

Derwin Gray, 1992  
 Ryan Hancock, 1992  
 Chad Lewis, 1995  
 Matt Meservey, 1995  
 John Raass, 1995  
 Steve Sarkisian, 1995  
 Dustin, Johnson, 1996  
 Omarr Morgan, 1997  
 John Tait, 1997  
 Daren Yancey, 1998  
 Matt Payne, 2002  
 Todd Watkins, 2004  
 John Beck, 2006  
 Jake Kuresa, 2006  
 Jan Jorgensen, 2007  
 Dennis Pitta, 2007, 08, 09  
 Rey Feinga, 2008  
 Max Hall, 2008  
 Dallas Reynolds, 2008  
 Terence Brown, 2009  
 Max Hall, 2009  
 Brian Logan, 2009  
 Braden Hansen, 2010

Jake Heaps, 2010  
 Taysom Hill, 2013  
 Uani Unga, 2013  
 Kyle Van Noy, 2013  
 Jamaal Williams, 2013  
 Kody Epps, 2022  
 Micah Harper, 2022

## CSC ACADEMIC ALL-AMERICA

With 30 different Academic All-Americans, BYU's reputation as a nationally renowned academic institution continues to grow. Since 1965, BYU's 30 Academic All-Americans have earned 36 Academic All-American citations.



Virgil Carter, QB 1965, 66



Casey Boyette, WR 1966



Paul Ehrmann, OG 1966



Dan Taylor, TB  
1972 & 73



Steve Stratton, FB  
1973



Steve Miller, OG 1976



Scott Phillips, TB 1980



Dan Plater, WR 1981



Steve Young, QB 1983



Marv Allen, LB  
1984



Ty Mattingly, DE 1986



Chuck Cutler, WR 1987, 88



Tim Clark, LB, 1988



Fred Whittingham, RB, 1989



Eric Drage, WR 1992, 93



Andy Boyce, WR  
1990



Brad Clark, DB  
1992



Bruce Jenne, DS  
1992



Cory Cook, DB  
1994



Alan Boardman, P 1994, 96



Chad Lewis, TE 1996



Ben Cahoon, WR 1997



Jared Lee, S  
2000



Ryan Denney, DE 2001



Nathan Meikle, WR 2005



David Oswald, OL 2008



Kellen Fowler, DB 2008



Matt Bauman, LB 2008, 09



Scott Johnson, DB 2009



Bryan Kariya, RB 2010

Name	Year
Virgil Carter	1965
Casey Boyette	1966
Virgil Carter	1966
Paul Ehrmann	1966
Dan Taylor	1972
Dan Taylor	1973
Steve Stratton	1973
Steve Miller	1976
Scott Phillips	1980
Dan Plater	1981
Steve Young	1983
Marv Allen	1984
Ty Mattingly	1986
Chuck Cutler	1987
Chuck Cutler	1988
Tim Clark	1988
Fred Whittingham	1989
Andy Boyce	1990
Brad Clark	1992
Bruce Jenne	1992
Eric Drage	1992
Eric Drage	1993
Cory Cook	1994
Alan Boardman	1994
Alan Boardman	1996
Chad Lewis	1996
Ben Cahoon	1997
Jared Lee	2000
Ryan Denney	2001
Nathan Meikle	2005
David Oswald	2008
Kellen Fowler	2008
Matt Bauman	2008
Scott Johnson	2009
Matt Bauman	2009
Bryan Kariya	2010



# FIRST-TEAM ALL CONFERENCE

Over its nearly 100 year football history, BYU has been a member of four different conferences before becoming an NCAA Football Bowl Subdivision independent prior to the 2011 season. Since 1928, 358 Cougars have been named first-team all-conference or to a national all-independence team. Sanky Dixon—who would go on to coach LaVell Edwards at Lincoln High School in Orem, Utah—was BYU's first all-conference performer in 1928, while 12 Cougars received the honor in 2020. A record 13 Cougars were named to the 1979 All-WAC First Team from a squad that went 11-1 and was ranked as high as No. XX nationally.



**SANKY DIXON 1928**

## ROCKY MOUNTAIN CONFERENCE (1909-1937)

**1928**  
Donald "Sanky" Dixon, End

**1931**  
Burle "Buke" Robison, End

**1932**  
George Bertoffi, HB

**1933**  
Jesse "Pete" Wilson, HB

**1937**  
Gerald Gillespie, G  
Jack Stringham, FB

## MOUNTAIN STATES CONFERENCE (1938-1961)

**1938**  
Vaughn Lloyd, G  
Merrill Waters, End

**1940**  
Wayne Reeve, QB

**1941**  
Dee Chipman, QB  
Reed "Iron Man" Nilsen, C

## NO FOOTBALL DUE TO WWII (1943-1945)

**1946**  
Owen Dixon, G

**1947**  
Mike Mills, End

**1950**  
Rex Berry, HB  
Bob Dimick, G

**1951**  
Ray Oliverson, HB  
Jae Ballif, LB

**1952**  
Lowell Madsen, OT  
Jae Ballif, LB

**1953**  
Marion Probert, DE

**1956**  
Jay Weenig, OG

**1957**  
John Kapele, OT

**1958**  
John Kapele, OT  
Lonnie Dennis, OG  
Nyle McFarlane, RB  
Weldon Jackson, FB

**1959**  
Dennis, Lonnie, OG

## WESTERN ATHLETIC CONFERENCE (1962-1998)

**1962**  
Roger DuPaix, G  
Eldon Fortie, HB

**1965**  
Phil Odle, WR  
Virgil Carter, QB  
John Ogden, FB

**1966**  
Phil Odle, WR  
Grant Wilson, G  
Virgil Carter, QB  
John Ogden, FB  
Curg Belcher, LB  
Bobby Roberts, S

**1967**  
Phil Odle, WR

Max Newberry, T  
Bobby Roberts, S  
Craig Bozich, LB

**1969**  
Mel Olson, C  
Jeff Slipp, DB  
Chris Farasopoulos, DB/R

**1970**  
Ken Serck, T  
Gerald Meyer, DB  
Chris Farasopoulos, DB/R

**1971**  
Gordon Gravelle, OG  
Joe Liljenquist, DE  
Jeff Lyman, LB  
Dan Hansen, S  
Golden Richards, Returner

**1972**  
Paul Howard, OG  
P. Van Valkenburg, RB  
Paul Linford, DT  
Ron Tree, LB  
Dave Atkinson, DB  
Dan Hansen, S

**1973**  
Jay Miller, WR  
Paul Linford, DT

**1974**  
Brad Oates, OT  
Lloyd Fairbanks, OG  
Orrin Olsen, C  
Gary Sheide, QB  
Keith Rivera, DE  
Paul Linford, DT  
Larry Carr, LB

**1975**  
Brad Oates, OT  
Jeff Blanc, RB  
Sid Smith, LB  
Gary Shaw, DB  
Dana Wilgar, DB

**1976**  
Brian Billick, TE  
Dave Hubbard, OL  
Gifford Nielsen, QB  
Jeff Blanc, RB  
Mekeli Ieremia, DE  
Bill Rice, DL  
Rod Wood, LB  
Blake Murdock, LB  
Dana Wilgar, DB

**1977**  
Mike Chronister, WR  
Keith Uperesa, OT  
Lance Reynolds, OT  
Todd Christensen, FB  
Mekeli Ieremia, DE  
Mark Bernsten, LB  
Jason Coloma, DB

**1978**  
Mike Chronister, WR  
Tom Bell, OL  
Al Gaspard, OL  
Jim McMahon, QB  
Mat Mendenhall, DL  
Ross Varner, DL  
Larry Miller, LB  
Jason Coloma, DB

**1979**  
Lloyd Jones, WR  
Clay Brown, TE  
Tom Bell, OL  
Nick Eyre, OL  
Danny Hansen, OL  
Scott Nielson, OG  
Marc Wilson, QB  
Homer Jones, RB  
Glen Titensor, DE  
Glen Redd, LB  
Gary Kama, LB  
John Neal, DB  
Bill Schoepflin, DB

**1980**  
Jim McMahon, QB  
Lloyd Jones, WR  
Clay Brown, TE

Nick Eyre, OL  
Calvin Close, OL  
Glen Titensor, DL  
Brad Anae, DL  
Glen Redd, LB  
Bill Schoepflin, DB  
Mark Brady, DB  
Clay Brown, P

**1981**  
Jim McMahon, QB  
Dan Plater, WR  
Calvin Close, OL  
Brad Anae, DE  
Kyle Whittingham, LB

**1982**  
Steve Young, QB  
Gordon Hudson, TE  
Bart Oates, C  
Lloyd Eldredge, OG  
Vince Stroth, OT  
Chuck Ehin, NG  
Mike Morgan, DT  
Todd Shell, LB  
Tom Holmoe, DB  
Mike Mees, P

**1983**  
Steve Young, QB  
Gordon Hudson, TE  
Todd Shell, LB  
Casey Tiumalu, RB  
Rex Burningham, OT  
Brandon Flint, DE  
Jon Young, DB

**1984**  
Robbie Bosco, QB  
Glen Kozlowski, WR  
David Mills, TE  
Marv Allen, LB  
Trevor Match, C  
Craig Garrick, OG  
Kyle Morrell, DE  
Jim Herrman n, DE

**1985**  
Jason Buck, DT

Mark Bellini, WR  
Trevor Molini, TE  
Kurt Gouveia, LB  
Lakei Heimuli, FB  
Leon White, LB  
Dave Wright, OT

**1986**

Jason Buck, DT  
Shawn Knight, DT  
Lakei Heimuli, RB  
Mark Bellini, WR  
Rodney Thomas, DB

**1987**

John Borgia, OG  
Leonard Chitty, K  
David Futrell, NG  
Troy Long, DB  
Thor Salanoa, LB

**1988**

Chuck Cutler, WR  
Bob Davis, LB  
Rodney Rice, DB  
Pat Thompson, P  
Brian White, OT

**1989**

Eric Bergeson, DB  
Bob Davis, LB  
Ty Detmer, QB  
Mo Elewonibi, OL  
Chris Smith, TE

**1990**

Matt Bellini, HB  
Andy Boyce, WR  
Ty Detmer, QB  
Alema Fitiseanu, LB  
Neal Fort, OT  
Earl Kauffman, P  
Rich Kaufusi, DT  
Brian Mitchell, DB  
Chris Smith, TE  
Robert Stephens, C

**1991**

Rocky Biegel, LB  
Ty Detmer, QB  
Bryan May, OG  
Byron Rex, TE

**1992**

Scott Brumfield, OL  
Lenny Gomes, OL  
Eric Drage, WR  
Derwin Gray, DB  
Shad Hansen, LB

Garry Pay, C  
Byron Rex, TE

**1993**

Todd Herget, LB  
Eric Drage, WR  
Mike Empey, OL

**1994**

Randy Brock, DE  
Evan Pilgrim, OL  
Jamal Willis, HB

**1995**

Chad Lewis, TE  
Larry Moore, OL  
John Raass, DL  
Shay Muirbrook, LB  
Stan Raass, LB  
James Dye, Returner

**1996**

Itula Mili, TE  
Chad Lewis, TE  
Larry Moore, OL  
Steve Sarkisian, QB  
Henry Bloomfield, DL  
Shay Muirbrook, LB  
Tim McTyer, DB  
Omarr Morgan, DB  
James Dye, Returner

**1997**

Omarr Morgan, DB  
John Tait, OL

**1998**

John Tait, OL  
Rob Morris, LB  
Brian Gray, DB  
Daren Yancey, DL

**MOUNTAIN WEST  
CONFERENCE  
(1998-2010)****1999**

Kevin Feterik, QB  
Byron Frisch, DE  
Brian Gray, DB  
Margin Hooks, WR  
Matt Johnson, OL  
Rob Morris, LB

**2000**

Owen Pochman, K  
Setema Gali, DE  
Justin Ena, LB  
Aaron Edmunds, P

**2001**

Luke Staley, RB  
Brandon Doman, QB  
Reno Mahe, WR  
Doug Jolley, TE  
Jason Scukanec, C  
Ryan Denney, DE  
Jernaro Gilford, DB  
Justin Ena, LB

**2002**

Dustin Rykert, OL  
Brady Poppinga, DL  
Matt Payne, P

**2003**

Aaron Francisco, S  
Brady Poppinga, DL  
Matt Payne, P

**2004**

Todd Watkins, WR  
Aaron Francisco, S  
Brady Poppinga, DL  
Matt Payne, P

**2005**

John Beck, QB  
Curtis Brown, RB  
Jonny Harline, TE

**2006**

John Beck, QB  
Curtis Brown, RB  
Jonny Harline, TE  
Jake Kuresa, OL  
Cameron Jensen, LB

**2007**

Max Hall, QB  
Dennis Pitta, TE  
Ray Feinga, OL  
Dallas Reynolds, OL  
Jan Jorgensen, DL  
Bryan Kehl, LB

**2008**

Austin Collie, WR  
Dennis Pitta, TE  
Ray Feinga, OL  
Dallas Reynolds, OL  
Jan Jorgensen, DL

**2009**

Dennis Pitta, TE  
Harvey Unga, RB  
Matt Reynolds, OL  
Jan Jorgensen, DL

**2010**

Matt Reynolds, OL  
Andrew Rich, DB  
Vic So'oto, DL

**INDEPENDENT  
(2011-PRESENT)****2011\***

Riley Nelson, QB  
Cody Hoffman, WR  
Braden Hansen, OL  
Matt Reynolds, OL  
Kyle Van Noy, LB  
Travis Uale, DB  
Corby Eason, DB

**2012\***

Cody Hoffman, WR  
Braden Brown, OL  
Ezekiel Ansah, DL  
Kyle Van Noy, LB  
Riley Stephenson, P  
JD Falslev, Returner

**2013\***

Jamaal Williams, RB  
Michael Yeck, OL  
Eathyn Manumaleuna, DL  
Uani 'Unga, LB  
Kyle Van Noy, LB  
Daniel Sorensen, DB  
Adam Hine, Returner

**2014\***

Mitch Mathews, WR  
Jordan Leslie, WR  
Tejan Koroma, OL  
De'Ondre Wesley, OL  
Bronson Kaufusi, DL  
Robertson Daniel, DB  
Skye PoVey, DB  
Trevor Samson, K  
Scott Arellano, P  
Adam Hine, Returner

**2015\***

Tanner Mangum, QB  
Algernon Brown, RB  
Mitch Mathews, WR  
Tejan Koroma, OL  
Bronson Kaufusi, DL  
Fred Warner, LB  
Kai Nacua, DB  
Michael Wadsworth, DB  
Jonny Linehan, P

**2016\***

Jamaal Williams, RB  
Tejan Koroma, OL  
Sae Tautu, DL  
Logan Taele, DL  
Kai Nacua, DB  
Jonny Linehan, P

**2017\***

Corbin Kaufusi, DL  
Dayan Ghanwoloku, DB  
Jonny Linehan, P  
Michael Shelton, PR

**2018\***

Corbin Kaufusi, DL  
Sione Takitaki, LB  
Austin Hoyt, OL  
Matt Bushman, TE

**2019\***

Matt Bushman, TE  
James Empey, OL  
Dayan Ghanwoloku, DB

**2020\***

Zach Wilsoo, QB  
Dax Milne, WR  
Tyler Allgeier, RB  
Issac Rex, TE  
Brady Christensen, OL  
James Empey, C  
Isaac Kaufusi, LB  
Khyiris Tonga, DL  
Chris Wilcox, DB  
Jake Oldroyd, K  
Ryan Rehkov, P  
Caleb Christensen, R

**2021\***

Jaren Hall, QB  
Tyler Allgeier, RB  
Puka Nacua, WR  
Isaac Rex, TE  
Clark Barrington, OL  
Blake Freeland, OL  
Kaleb Hayes, DB  
Ryan Rehkov, P

**2022\***

Jaren Hall, QB  
Chris Brooks, RB  
Puka Nacua, WR  
Isaac Rex, TE  
Blake Freeland, OL  
Ryan Rehkov, P

**\*All-Independent**

# CONFERENCE HISTORY

## Big 12 Conference (2023)

- The Big 12 Conference announced September 10, 2021, the addition of Brigham Young University — along with Central Florida, Cincinnati and Houston — to its existing member institutions, starting in the 2023-24 athletic season.
- BYU has played 47 games against members of the Big 12, including the new members with a record of 24-23. The Cougars have played TCU (5-6) and Kansas State (4-4) the most.
- Since the university instituted a football program in 1922, BYU had been a member of four different conferences, including the Rocky Mountain (1922-37), Mountain States/Skyline (1938-61), Western Athletic (1962-98) and Mountain West (1999-2010) before going independent for the 2011 season.
- The Cougars claimed their first conference championship in program history in 1965, going 4-2 in the WAC under head coach Tom Hudspeth. BYU won its next title, the first of 19 under legendary coach LaVell Edwards, in 1974 and have captured a total of 23 conference championships through the years.

## Independent (2011-2022)

- On September 1, 2010, BYU announced its football program would compete in the NCAA Football Bowl Subdivision as an independent beginning with the 2011 season.
- BYU played 155 games over 12 seasons as an independent, with a record of 99-56 (.639)
- BYU faced more than 75 different teams from 37 different states, representing every FBS conference as well as Notre Dame and other independent programs. BYU played 55 games against Power 5 conference opponents in that span.
- The Cougars have 25 wins over Power 5 opponents, including at least one against every Power 5 conference.
- BYU had 118 games televised on the ESPN family of networks during independence and 95 on a major national TV network (ABC, FOX, CBS, NBC, ESPN or ESPN2)

## Mountain West (1999-10)

- For the third time in program history, BYU chartered the creation of a new conference, this time joined by New Mexico, Utah, Air Force, Colorado St., San Diego State, UNLV and Wyoming. TCU joined in 2005.
- BYU football posted a 64-26 (.711) conference record in its 12 years in the conference.
- The Cougars' four MWC titles, 64 wins and 54 All-MWC First Team selections equal or surpass any MWC team since the league's inception.
- BYU won four MWC titles, including back-to-back championships in 2006-07. In three of its championship seasons, BYU went undefeated in conference play

## Western Athletic (1962-98)

- BYU was a charter member of the conference along with Arizona, Arizona State, New Mexico, Utah and Wyoming.
- The WAC eventually expanded to as many as 16 schools in 1996.
- BYU football posted a 187-69-2 (.729) conference record in its 37 years in the conference.
- While in the WAC, the Cougars won the 1984 National Championship, finishing 13-0.
- BYU won a total of 19 titles in the WAC, including its first-ever football championship in 1965 and 10-straight from 1976-85.
- BYU's 19 WAC titles, 187 conference wins and 199 All-WAC First Team selections are all still the most by far of any WAC team.

## Mountain States/Skyline (1938-61)

- BYU was a charter member of the conference, leaving with Colorado, Colorado State, Denver, Utah, Utah State and Wyoming when the RMFAC was deemed too large. Montana and New Mexico joined in 1951.
- After Colorado left in 1947, the conference became popularly known as the Skyline Conference.
- Football posted a 41-75-12 (.367) conference record in its 24 years in the conference.
- The conference dissolved in early 1962 after BYU, Utah, Wyoming and New Mexico left to form the WAC.

## Rocky Mountain Faculty Athletic (1922-37)

- BYU joined the RMFAC in 1918 with football participation beginning four years later.
- BYU football posted a 46-52-4 (.471) conference record in its 16 years in the conference.
- When BYU joined, other RMFAC schools included Colorado, Colorado A&M (now Colorado State), Colorado College, Colorado School of Mines, Denver, Utah, Utah State and Montana State. Wyoming, Western St. and Colorado Teacher's College (now Northern Colorado) joined two years later.
- Known today as the Rocky Mountain Athletic Conference (RMAC), it is now a Division II conference with 14 members.



# BYU IN THE NFL



As of July 2023, BYU had 21 players on NFL rosters. In addition, former Cougar offensive lineman Andy Reid led the Kansas City Chiefs to a second Super Bowl win as the head coach of the Chiefs. Tight end Matt Bushman and safety Zayne Anderson also earned Super Bowl ring as members of the Chiefs. BYU had three players drafted in the 2023 NFL Draft, including offensive tackle Blake Freeland (4th round, Colts), quarterback Jaren Hall (5th round, Vikings) and wide receiver Puka Nacua (5th round, Rams). Running back Tylor Allgeier was one of the top rookies in the NFL last season, rushing for more than 1,000 yards while running back Jamaal Williams also ran for 1,000 yards with the Detroit Lions. In 2021, Zach Wilson became the highest drafted Cougar ever when the New York Jets made him the No. 2 overall pick. BYU's NFL players currently in the league have earned more than \$200 million in their careers, with Cougar players expected to earn more than \$50 million in 2023.

PLAYER	POS.	TEAM
Tyler Allgeier	RB	Atlanta Falcons
Zayne Anderson	S	Buffalo Bills
Chris Brooks	RB	Miami Dolphins
Matt Bushman	TE	Kansas City Chiefs
Brady Christensen	OL	Carolina Panthers
Michael Davis	CB	Los Angeles Chargers
James Empey	OL	Tennessee Titans
Blake Freeland	OL	Indianapolis Colts
Jaren Hall	QB	Minnesota Vikings
Kaleb Hayes	CB	Jacksonville Jaguars
Taysom Hill	QB/TE	New Orleans Saints
D'Angelo Mandell	CB	Dallas Cowboys
Dax Milne	WR	Washington Commanders
Puka Nacua	WR	Los Angeles Rams
Sione Takitaki	LB	Cleveland Browns
Khyiris Tonga	DL	Minnesota Vikings
Fred Warner	LB	San Francisco 49ers
Chris Wilcox	CB	Pittsburgh Steelers
Jamaal Williams	RB	New Orleans Saints
Ty'Son Williams	RB	Arizona Cardinals
Zach Wilson	QB	New York Jets

## RECENT NFL SIGNINGS

- Jamaal Williams signed a three-year reported \$12 million contract with the New Orleans Saints in 2023. The contract includes \$8.15 million guaranteed.
- Fresh off a Pro Bowl year in just his third season in the NFL, former Cougar linebacker Fred Warner signed a five year, \$95 million extension with the San Francisco 49ers in July 2021. As of 2023, Warner is the third-highest paid inside linebacker in the NFL.
- In December 2021, Taysom Hill inked a four-year contract with New Orleans that could range anywhere from \$22.5 million to \$95 million. The contract will offer him a base salary of \$40 million with \$21.5 million guaranteed. He can make \$55 million more if he becomes the starter under center for the Saints.
- Michael Davis signed a three year, \$25.2 million contract with the Chargers in March 2021. The contract included \$15 million guaranteed.





TOM HOLMOE



FRED WARNER



ZACH WILSON



MICHAEL DAVIS

- BYU has had 152 players drafted by the NFL and another 210 undrafted players receive NFL opportunities. BYU has had 12 first round picks, the most recent being Zach Wilson, who was the No. 2 pick of the New York Jets in the 2021 NFL Draft.

- Ghana native Ezekiel Ansah, who the No. 5 overall pick by the Detroit Lions in 2013 is the highest defensive player taken in the NFL regular draft.

- Punter Lee Johnson had the longest NFL career, spanning 18 seasons and six teams. He was a fifth-round draft pick by the Houston Oilers (1985-87) and went on to play for the Browns (1987-88), Bengals (1988-98), Patriots (1999-2001), Vikings (2001) and Eagles (2002). At the time of his retirement, his 51,979 punting yards were the third most in NFL history.

- There have been 46 different Cougars in the Super Bowl, collecting a total of 45 championship rings. Kansas City head coach Andy Reid, tight end Matt Bushman and safety Zayne Anderson won a ring in Super Bowl LVII last season. Former defensive back and current, athletic director Tom Holmoe has the most rings with four, including three as a player and one as a coach with the 49ers. From 1980-1992 the Cougars had at least one representative in the Super Bowl each year.

- Steve Young is arguably BYU's best known NFL player, spending 15 seasons in the league, including 13 with the 49ers. Young won Super Bowl XXIX 49-26 over the Chargers with a Super Bowl-record six touchdown passes to take home the MVP award. He was also the league's MVP in 1992 and 1994. In '94, he set an NFL-record 112.8 passer rating. Young was inducted into the NFL Hall




LEE JOHNSON



JAMAAL WILLIAMS



STEVE YOUNG



TAYSOM HILL

# NFL DRAFT

## BYU IN THE NFL DRAFT

- BYU has had 12 different players selected in the first round of the NFL Draft and one taken in the first round of the USFL Draft (Steve Young).
- With three players drafted in 2023, BYU has now had 15 drafts with three or more players selected.
- Overall, BYU has had 36 drafts with multiple selections, including 27 drafts with multiple picks in the first seven rounds.
- All-American quarterback Zach Wilson was selected as the second pick of the 2021 draft by the New York Jets, becoming the highest NFL Draft pick out of BYU in the regular NFL Draft.
- Previously that honor belonged to Ezekiel “Ziggy” Ansah who was taken 5th overall by the Detroit Lions in 2013 NFL Draft, tying Jim McMahon who was the 5th pick of the 1982 Draft. Ansah, who went on to lead all NFL rookies in sacks in 2013, is the highest defensive pick for the Cougars.
- Five BYU players were selected in the 2021 NFL Draft—the most since 2002. In addition to Wilson, Brady Christensen was selected in the third round to the Carolina Panthers, while defensive lineman Khyiris Tonga (Chicago Bears), cornerback Chris Wilcox (Tampa Bay Buccaneers) and wide receiver Dax Milne (Washington) each had their name called in the seventh round.
- The highest all-time pick is Steve Young, who was picked No. 1 overall in the special 1984 NFL Supplemental Draft of USFL and CFL players.
- Fred Warner was drafted by the San Francisco 49ers in the third round of the 2018 NFL Draft. The linebacker went on to start every game his rookie season, posting a team-leading 124 total tackles. The 2021 All-Pro signed a five-year, \$95 million contract extension in July 2021 making him one of the highest paid inside linebackers in the NFL.
- In 2010, Dennis Pitta became the 10th BYU tight end picked in the NFL Draft and the fourth since 2001. The consensus All-American was the 16th pick in the fourth round of the 2010 draft by the Baltimore Ravens.
- Overall, the Cougars have been represented in 51 of the last 56 drafts and in 68 of the 88 drafts conducted. NFL teams have now drafted a former BYU player 152 times since the first Cougar drafted in 1938 (John Stringham, Back, ninth round).

PLAYER	YEAR	ROUND	TEAM
Blake Freeland	2023	4	Indianapolis Colts
Jaren Hall	2023	5	Minnesota Vikings
Puka Nacua	2023	5	Los Angeles Rams
Tyler Allgeier	2022	5	Atlanta Falcons
Zach Wilson	2021	1	New York Jets
Brady Christensen	2021	3	Carolina Panthers
Khyiris Tonga	2021	7	Chicago Bears
Chris Wilcox	2021	7	Tampa Bay Buccaneers
Dax Milne	2021	7	Washington
Sione Takitaki, LB	2019	3	Cleveland Browns
Fred Warner, LB	2018	3	San Francisco 49ers
Jamaal Williams, RB	2017	4	Green Bay Packers
Bronson Kaufusi, DL	2016	3	Baltimore Ravens
Quinn Lawlor, OL	2015	6	Montreal Alouettes*
Kyle Van Noy, LB	2014	2	Detroit Lions
Ezekiel Ansah, DE	2013	1/5	Detroit Lions
Harvey Unga, RB	2010	7 (s)	Chicago Bears
Dennis Pitta, TE	2010	4	Baltimore Ravens
Austin Collie, WR	2009	4	Indianapolis Colts
Fui Vakapuna, RB	2009	7	Cincinnati Bengals
Bryan Kehl, LB	2008	4	New York Giants
John Beck, QB	2007	2	Miami Dolphins
Todd Watkins, WR	2006	7	Arizona Cardinals

On April 29, Zach Wilson became the highest Cougar ever taken in the regular NFL Draft, when the New York Jets selected him No. 2 overall in the 2021 draft. Wilson had a prolific junior season, finishing with 3,692 yards, 33 passing TDs, 3 interceptions and a BYU record 73.5 completion percentage. He also ran for 254 yards and 10 touchdowns.



# NFL DRAFT



In 2013, Ezekiel "Ziggy" Ansa tied Jim McMahon as BYU's highest draft pick in history, when he was selected No. 5 overall by Detroit Lions in the NFL Draft. Ansa is still the highest defensive player ever drafted from BYU.

PLAYER	YEAR	ROUND	TEAM
Brady Poppinga, LB	2005	4	Green Bay Packers
Scott Young, OL	2005	5	Philadelphia Eagles
Shaun Nua, DE	2005	7	Pittsburgh Steelers
Colby Bockwoldt, LB	2004	7	New Orleans Saints
Dustin Rykert, OL	2003	6	Oakland Raiders
Spencer Nead, TE	2003	7	New England Patriots
Doug Jolley, TE	2002	2	Oakland Raiders
Ryan Denney, DE	2002	2	Buffalo Bills
Brandon Doman, QB	2002	5	San Francisco 49ers
Luke Staley, RB	2002	7	Detroit Lions
Brett Keisel, DE	2002	7	Pittsburgh Steelers
Owen Pochman, K	2001	7	New England Patriots
Tevita Ofahengaue, TE	2001	7	Arizona Cardinals
Rob Morris, LB	2000	1/28	Indianapolis Colts
Byron Frisch, DL	2000	3	Tennessee Titans
Matt Johnson, OL	2000	5	Indianapolis Colts
John Tait, OL	1999	1/14	Kansas City Chiefs
Daren Yancey, DL	1999	6	Oakland Raiders
Joe Wong, OL	1999	7	Miami Dolphins
Eric Bateman, OL	1998	5	New York Jets
Dustin Johnson, FB	1998	6	New York Jets
Jason Andersen, OL	1998	7	New England Patriots
Ben Cahoon, WR	1998	1	Montreal Alouettes*
Harland Ah You, DL	1998	3	Calgary Stampeders*
Itula Mili, TE	1997	6	Seattle Seahawks
Mike Ulufale, DL	1996	3	Dallas Cowboys
Evan Pilgrim, OL	1995	3	Chicago Bears

PLAYER	YEAR	ROUND	TEAM
Tim Hanshaw, OL	1995	4	San Francisco 49ers
Travis Hall, DL	1995	6	Atlanta Falcons
Eli Herring, OL	1995	6	Los Angeles Raiders
John Walsh, QB	1995	7	Cincinnati Bengals
Derwin Gray, DB	1993	4	Indianapolis Colts
Ty Detmer, QB	1992	9	Green Bay Packers
Neal Fort, OT	1991	6	Los Angeles Rams
Brian Mitchell, DB	1991	7	Atlanta Falcons
Andy Katoa, LB	1991	9	San Diego Chargers
Chris Smith, TE	1991	11	Cincinnati Bengals
Todd Herget, LB	1991	7	Edmonton Eskimos*
Mo Elewonibi, OL	1990	3	Washington Redskins
John Hunter, OL	1989	3	Minnesota Vikings
Rodney Rice, DB	1989	8	New England Patriots
Warren Wheat, OL	1989	8	Los Angeles Rams
Rodney Thomas, DB	1988	5	Miami Dolphins
David Futrell, NG	1988	12	New York Giants
Steve Kaufusi, DL	1988	12	Philadelphia Eagles
Shawn Knight, DT	1987	1/11	New Orleans Saints
Jason Buck, DE	1987	1/17	Cincinnati Bengals
Mark Bellini, WR	1987	7	Indianapolis Colts
Lakei Heimuli, RB	1987	9	Chicago Bears
Robbie Bosco, QB	1986	3	Green Bay Packers
Leon White, LB	1986	5	Cincinnati Bengals
Kurt Gouveia, LB	1986	8	Washington Redskins
C. Whittingham, LB	1986	9	Cincinnati Bengals
Vai Sikahema, RB	1986	10	St. Louis Cardinals

\*CFL ^USFL

**NFL DRAFT**

<b>PLAYER</b>	<b>YEAR</b>	<b>ROUND</b>	<b>TEAM</b>	<b>PLAYER</b>	<b>YEAR</b>	<b>ROUND</b>	<b>TEAM</b>
Glen Kozlowski, WR	1986	11	Chicago Bears	Lloyd Fairbanks, OG	1975		Montreal Alouettes*
Jeff Sprowls, CB	1986	12	San Diego Chargers	Dave Atkinson, DB	1974	10	Pittsburgh Steelers
Trevor Matich, C	1985	1/28	New England Patriots	Doug Richards, DB	1974	14	Dallas Cowboys
Robert Anae, G	1985	3	NJ Generals^	Golden Richards, WR	1973	2	Dallas Cowboys
Kyle Morrell, DB	1985	4	Minnesota Vikings	Paul Howard, OG	1973	3	Denver Broncos
Lee Johnson, P/K	1985	5	Houston Oilers	P. VanValkenburg, FB	1973	3	New Orleans Saints
Louis Wong, OT	1985	5	St. Louis Cardinals	Dan Hansen, DB	1973	15	Detroit Lions
Jim Herrmann, DT	1985	7	Dallas Cowboys	Gordon Gravelle, OT	1972	2	Pittsburgh Steelers
Steve Young, QB	1984 <sup>1</sup> ^, 1(s)		LA Express^/Tampa Bay	Jeff Lyman, LB	1972	4	St. Louis Cardinals
Todd Shell, LB	1984	1/24	San Francisco 49ers	C. Farasopoulos, DB	1971	3	New York Jets
Kirk Pendleton, WR	1984	11	San Francisco 49ers	Jeff Slipp, DE	1970	14	Denver Broncos
Eddie Stinnett, RB	1984	17	Philadelphia Stars^	Mike Loper, OT	1969	8	San Francisco 49ers
Gordon Hudson, TE	1984	8^, 1(s)	LA Express^/Seattle	Phil Odle, WR	1968	5	Detroit Lions
Greg Peterson, DB	1984		Calgary Stampeders*	Casey Boyett, E	1968	9	San Francisco 49ers
Casey Tiumalu, RB	1984	1/4	LA Express^	Max Huber, T	1968	13	Boston Patriots
Steve Harper, TE	1984	16	Jacksonville Bulls^	Dennis Patera, K	1968	17	San Francisco 49ers
Brandon Flint, DT	1984	17	Pittsburgh Maulers^	Curg Belcher, DB	1967	3	Washington Redskins
Jon Young, DB	1984	19	Philadelphia Stars^	Virgil Carter, QB	1967	6	Chicago Bears
Neil Balholm, WR	1983	4	Denver Gold^	Lou Andrus, DE	1967	11	Denver Broncos
Tom Holmoe, DB	1983	4	San Francisco 49ers	Dennis Brewster, T	1966	6	Chicago Bears
Chuck Ehin, DE	1983	12	San Diego Chargers	Allan Robinson, HB	1964	16	Detroit Lions
Bart Oates, C	1983		Philadelphia Stars^	Gene Frantz, B	1963	17	Detroit Lions
Scott Collie, WR	1983		Hamilton Tiger-Cats*	John Kapele, DE	1960	10	Pittsburgh Steelers
Jim McMahon, QB	1982	1/5	Chicago Bears	Lonnie Dennis, OL	1960	7	Pittsburgh Steelers
Dan Plater, WR	1982	4	Denver Broncos	Jay Wenig, G	1957	17	New York Giants
Steve Rogers, OT	1982		Denver Gold^	Robert Bills, B	1955	17	New York Giants
Brad Anae, DE	1982		Houston Gamblers^	Dewey Brundage, E	1954	22	Detroit Lions
K. Whittingham, LB	1982		Portland Storm^	Ray Oliverson, B	1952	14	Detroit Lions
Clay Brown, TE	1981	2	Denver Broncos	Rex Barry, B	1951	14	San Francisco 49ers
Glen Titensor, DT	1981	3	Dallas Cowboys	Merrill Kimball, T	1949	16	Detroit Lions
Scott Phillips, RB	1981	4	Seattle Seahawks	Gayland Mills, E	1948	29	Green Bay Packers
Nick Eyre, OT	1981	4	Houston Oilers	Scotty Deeds, B	1947	17	Chicago Cards
Glenn Redd, LB	1981	6	New Orleans Saints	Marcel Chatterton, B	1947	28	Boston Yanks
Lloyd Jones, WR	1981	8	New York Jets	Reeve Nilsen, C	1947	16	Detroit Lions
Eric Lane, RB	1981	8	Seattle Seahawks	Rich. Chatterton, B	1946	14	Chicago Bears
Marc Wilson, QB	1980	1/15	Oakland Raiders	Dean Chipman, B	1942	14	Washington Redskins
Mat Mendenhall, DT	1980	2	Washington Redskins	Gar. Chamberlain, T	1942	17	Pittsburgh Steelers
Tod Thompson, TE	1979	10	Pittsburgh Steelers	Merrill Waters, E	1939	19	Detroit Lions
Larry Miller, LB	1979	8	St. Louis Cardinals	J. Stringham, B	1938	9	Brooklyn Dodgers
T. Christensen, FB	1978	2	Dallas Cowboys				
Gifford Nielsen, QB	1978	3	Houston Oilers				
Mekeli Ieremia, DE	1978	6	Chicago Bears				
Lance Reynolds, OT	1978	9	Pittsburgh Steelers				
Dave Hubbard, OT	1977	5	New Orleans Saints				
Bill Rice, DT	1977	8	New York Giants				
Brian Billick, TE	1977	11	San Francisco 49ers				
Brad Oates, OT	1976	3	St. Louis Cardinals				
Stan Varner, DE	1976	6	Atlanta Falcons				
Orrin Olsen, C	1976	8	Kansas City Chiefs				
Sid Smith, LB	1976	10	Tampa Bay				
Buccaneers							
Gary Shaw, DB	1976	17	Los Angeles Rams				
Gary Sheide, QB	1975	3	Cincinnati Bengals				
Wayne Baker, DT	1975	3	San Francisco 49ers				
Paul Linford, DT	1975	4	Baltimore Colts				

\*CFL ^USFL



## SUPER BOWL COUGARS



BYU has had 46 Cougars in the Super Bowl, including current director of athletics Tom Holmoe and quarterback Steve Young who each won three rings playing for the San Francisco 49ers. Holmoe won an additional ring as a coach with 49ers after his playing career was over. Most recently, Kansas City Chiefs head coach Andy Reid won his second ring leading the Chiefs, giving him three total after winning another as an assistant with the Green Bay Packers. Offensive lineman Bart Oates also has three Super Bowl rings, winning two with the New York Giants and one with the 49ers. Quarterback Jim McMahon led the Chicago Bears to a Super Bowl XX victory in 1986 and then won a second ring with the Green Bay Packers in 1997 at Super Bowl XXXI. Defensive linemen Brett Keisel and Chris Hoke both have a pair of rings while playing together for the Pittsburgh Steelers. Tight end Dennis Pitta won a ring in 2013 with the Ravens. Pitta had four catches for 26 yards including a 1-yard touchdown reception in the Super Bowl XLVII win over the 49ers. Linebacker Kyle Van Noy has appeared in three Super Bowls, winning two with the New England Patriots.



COUGARS IN THE SUPER BOWL						
SB	YEAR	PLAYER	POS	TEAM		SCORE
IX	1975	Gordon Gravelle	T	Pittsburgh	W	16-6
X	1976	Gordon Gravelle	T	Pittsburgh	W	21-17
X	1976	Golden Richards	KR	Dallas	L	21-17
XII	1978	Golden Richards	WR	Dallas	W	27-10
XII	1978	Paul Howard	G	Denver	L	27-10
XIV	1980	Gordon Gravelle	T	L.A. Rams	L	31-19
XV	1981	Todd Christensen	TE	Oakl. Raiders	W	27-10
XV	1981	Marc Wilson	QB	Oakl. Raiders	W	27-10
XVI	1982	Bill Ring	RB	San Francisco	W	26-21
XVII	1983	Matt Mendenhall	DE	Washington	W	27-17
XVIII	1984	Todd Christensen	TE	L.A. Raiders	W	38-9
XVIII	1984	Marc Wilson	QB	L.A. Raiders	W	38-9
XIX	1985	Tom Holmoe	DB	San Francisco	W	38-16
XIX	1985	Bill Ring	RB	San Francisco	W	38-16
XIX	1985	Todd Shell	LB	San Francisco	W	38-16
XX	1986	Jim McMahon	QB	Chicago	W	46-10
XX	1986	Trevor Matich	OL	New England	L	46-10
XXI	1987	Bart Oates	C	NY Giants	W	39-20
XXII	1988	Kurt Gouveia	LB	Washington	W	42-10
XXIII	1989	Jason Buck	DE	Cincinnati	L	20-16
XXIII	1989	Lee Johnson	P	Cincinnati	L	20-16
XXIII	1989	Leon White	LB	Cincinnati	L	20-16
XXIII	1989	Tom Holmoe	DB	San Francisco	W	20-16
XXIII	1989	Steve Young	QB	San Francisco	W	20-16
XXIII	1989	Todd Shell	DB	San Francisco	W	20-16
XXIV	1990	Steve Young	QB	San Francisco	W	55-10
XXIV	1990	Tom Holmoe	DB	San Francisco	W	55-10
XXV	1991	Bart Oates	C	N.Y. Giants	W	20-19
XXVI	1992	Jason Buck	DE	Washington	W	37-24
XXVI	1992	Mo Elewonibi	OL	Washington	W	37-24
XXVI	1992	Kurt Gouveia	LB	Washington	W	37-24
XXIX	1995	Steve Young	QB	San Francisco	W	49-26
XXIX	1995	Bart Oates	C	San Francisco	W	49-26
XXIX	1995	Jamal Willis	RB	San Francisco	W	49-26

SB	YEAR	PLAYER	POS	TEAM	W/L	SCORE
XXXI	1997	Mike Holmgren	Coach	Green Bay	W	35-21
XXXI	1997	Jim McMahon	QB	Green Bay	W	35-21
XXXI	1997	Andy Reid	Coach	Green Bay	W	35-21
XXXII	1998	Mike Holmgren	Coach	Green Bay	L	31-24
XXXII	1998	Andy Reid	Coach	Green Bay	L	31-24
XXXIII	1999	Travis Hall	DE	Atlanta	L	34-19
XXXV	2001	Brian Billick	Coach	Baltimore	W	34-7
XXXVI	2002	Setema Gali	DE	New England	W	20-17
XXXVII	2003	Doug Jolley	TE	Oakland	L	48-21
XXXIX	2005	Reno Mahe	RB	Philadelphia	L	24-21
XXXIX	2005	Chad Lewis	TE	Philadelphia	L	24-21
XXXIX	2005	Ifo Pili	DL	Philadelphia	L	24-21
XXXIX	2005	Andy Reid	Coach	Philadelphia	L	24-21
XL	2006	Brett Keisel	DE	Pittsburgh	W	21-10
XL	2006	Chris Hoke	DL	Pittsburgh	W	21-10
XL	2006	Shaun Nua	DE	Pittsburgh	W	21-10
XL	2006	Mike Holmgren	Coach	Seattle	L	21-10
XL	2006	Itula Mili	TE	Seattle	L	21-10
XLI	2007	Rob Morris	LB	Indianapolis	W	29-17
XLI	2007	John Tait	OL	Chicago	L	29-17
XLI	2007	Gabe Reid	TE	Chicago	L	29-17
XLIII	2009	Aaron Francisco	DB	Arizona	L	27-23
XLIII	2009	Kelly Poppinga	LB	Arizona	L	27-23
XLIII	2009	Chris Hoke	DL	Pittsburgh	W	27-23
XLIII	2009	Brett Keisel	DE	Pittsburgh	W	27-23
XLIV	2010	Aaron Francisco	DB	Indianapolis	L	31-17
XLIV	2010	Austin Collie	WR	Indianapolis	L	31-17
XLV	2011	Chris Hoke	DL	Pittsburgh	L	31-25
XLV	2011	Brett Keisel	DE	Pittsburgh	L	31-25
XLVII	2013	Dennis Pitta	TE	Baltimore	W	34-21
LI	2017	Kyle Van Noy	LB	New England	W	34-28/OT
LII	2018	Kyle Van Noy	LB	New England	L	41-33
LIII	2019	Kyle Van Noy	LB	New England	W	13-3
LIV	2020	Andy Reid	Coach	Kansas City	W	31-20
LIV	2020	Daniel Sorensen	DB	Kansas City	W	31-20
LIV	2020	Fred Warner	LB	San Francisco	L	31-20
LV	2021	Andy Reid	Coach	Kansas City	L	31-9
LV	2021	Daniel Sorensen	DB	Kansas City	L	31-9
LVII	2023	Andy Reid	Coach	Kansas City	W	38-35
LVII	2023	Matt Bushman	TE	Kansas City	W	38-35
LVII	2023	Zayne Anderson	TE	Kansas City	W	38-35





## YEAR-BY-YEAR RESULTS

BYU has a record of 611-436-26 (.582) since 1922. The Cougars have had just 14 head coaches in nearly a century of football as they enter the 99th season of play. BYU did not play football for three years (1943-45) during World War II. Over the past 50 seasons, the Cougars have had the 8th-most wins (431) of any team in college football.

YEAR	RECORD	COACH
1922	1-5	Twitchell
1923	2-5	Twitchell
1924	2-3-1	Twitchell
1925	3-3	Hart
1926	1-5-1	Hart
1927	2-4-1	Hart
1928	3-3-1	Romney
1929	5-3	Romney
1930	5-2-4	Romney
1931	4-4	Romney
1932	8-1	Romney
1933	5-4	Romney
1934	4-5	Romney
1935	4-4	Romney
1936	4-5	Romney
1937	6-3	Kimball
1938	4-3-1	Kimball
1939	5-2-2	Kimball
1940	2-4-2	Kimball
1941	4-3-2	Kimball
1942	2-5	Millet
1946	5-4-1	Kimball
1947	3-7	Kimball
1948	5-6	Kimball
1949	0-11	Atkinson
1950	4-5-1	Atkinson
1951	6-3-1	Atkinson
1952	4-6	Atkinson
1953	2-7-1	Atkinson
1954	1-8	Atkinson
1955	1-9	Atkinson
1956	2-7-1	Kopp
1957	5-3-2	Kopp
1958	6-4	Kopp
1959	3-7	Stevens
1960	3-8	Stevens
1961	2-8	Mitchell
1962	4-6	Mitchell
1963	2-8	Mitchell
1964	3-6-1	Hudspeth
1965	6-4	Hudspeth
1966	8-2	Hudspeth

**1922** Record: 1-5 Rocky Mountain (8th)  
Coach: Alvin Twitchell

DATE	OPPONENT	RESULT
10/7	Utah State	L, 3-41
10/14	at Utah	L, 0-49
10/24	Colo. Mines (H)	L, 0-47
11/14	Wyoming	W, 7-0
11/25	at Colo. A&M	L, 0-33
11/30	at Wyoming	L, 0-13

**1923** Record: 2-5 Rocky Mountain (T-7th)  
Coach: Alvin Twitchell

DATE	OPPONENT	RESULT
9/29	Montana State	W, 16-15
10/13	at Colo. A&M	L, 6-14
10/20	at Colorado	L, 0-41
10/27	Utah	L, 0-15
11/3	Western State	W, 19-0
11/12	at Utah State	L, 0-40
11/29	at Colo. College	L, 6-31

**1924** Record: 2-3-1 Rocky Mountain  
Coach: Alvin Twitchell

DATE	OPPONENT	RESULT
10/3	at Colo. College	W, 3-0
10/11	at Montana St.	L, 0-13
10/25	at Utah	L, 0-35
11/7	Utah St. (H)	L, 0-14
11/11	at Western St.	W, 26-13
11/15	at Colo. Mines	T, 0-0

**1925** Record: 3-3 Rocky Mountain (T-6th)  
Coach: C.J. Hart

DATE	OPPONENT	RESULT
10/10	at Colo. A&M	L, 0-21
10/17	Colo. Coll. (H)	W, 7-6
10/24	at Utah State	L, 0-14
10/31	Utah	L, 0-27
11/7	Western State	W, 39-7
11/21	Montana State	W, 16-7

**1926** Record: 1-5-1 Rocky Mountain (9th)  
Coach: C.J. Hart

DATE	OPPONENT	RESULT
10/2	UC Davis	L, 0-17
10/9	at Colo. Teachers	L, 6-12
10/15	Utah State (H)	T, 0-0
10/23	at Western State	W, 30-0
11/6	at Montana State	L, 0-27
11/13	at Utah	L, 7-40
11/20	Colorado A&M	L, 6-19

**1927** Record: 2-4-1 Rocky Mountain (7th)  
Coach: C.J. Hart

DATE	OPPONENT	RESULT
10/8	at Colo. A&M	L, 0-29
10/15	at UC Davis	T, 0-0
10/22	Col. Teachers (H)	L, 7-21
10/29	at Utah State	L, 0-22
11/5	Western State	W, 60-7
11/12	Utah	L, 0-20
11/19	Colorado Mines	W, 38-19

**1928** Record: 3-3-1 Rocky Mountain (10th)  
Coach: G. Ott Romney

DATE	OPPONENT	RESULT
9/29	College of Idaho	W, 9-6
10/6	UC Davis	W, 7-6
10/13	at Colo. A&M	L, 6-15
10/20	at Western St.	W, 46-0
10/27	Utah State	L, 0-10
11/3	at Montana St.	L, 7-19
11/17	at Utah	T, 0-0

**1929** Record: 5-3 Rocky Mountain (4th)  
Coach: G. Ott Romney

DATE	OPPONENT	RESULT
9/28	at Nevada	W, 10-7
10/5	at Calif. Davis	L, 0-19
10/12	Montana State	L, 12-13
10/18	^Utah St.	W, 7-6
10/26	Western State	W, 33-12
11/2	at Utah	L, 13-45
11/11	Colo. St. Teachers	W, 25-13
11/23	Wyoming	W, 40-0

**1930** Record: 5-2-4 Rocky Mountain (3rd)  
Coach: G. Ott Romney

DATE	OPPONENT	RESULT
9/27	Wyoming	W, 19-12
10/4	Nevada	T, 6-6
10/11	at Colo. Teachers	T, 7-7
10/18	at Utah	L, 7-24
10/25	at Western St.	W, 25-0
11/1	^Utah St.	W, 39-14
11/8	at Mt. St. Charles	T, 13-13
11/15	Montana St. (H)	W, 19-6
11/22	at Regis	W, 18-6
11/27	at College of Idaho	T, 13-13
12/10	at Hawai'i	L, 13-49

**1931** Record: 4-4 Rocky Mountain (7th)  
Coach: G. Ott Romney

DATE	OPPONENT	RESULT
9/18	^UAY All-Stars	W, 7-3
9/25	at San Francisco	L, 0-25
10/3	at Nevada	W, 18-14
10/17	at Utah	L, 0-43
10/24	Western State	W, 31-0
10/31	at Colo. Teachers	L, 0-6
11/7	^Utah State	W, 6-0
11/13	Wyoming (H)	L, 7-13

**1932** Record: 8-1 Rocky Mountain (2nd)  
Coach: G. Ott Romney

DATE	OPPONENT	RESULT
9/23	^Montana State	W, 6-0
10/1	at Western State	W, 28-6
10/7	at Occidental	W, 46-0
10/15	at Utah	L, 0-29
10/22	Colo. St. Teachers	W, 20-2
10/29	at Wyoming	W, 25-0
11/4	at Idaho State	W, 32-0
11/19	Utah State	W, 18-6
11/24	^South Dakota	W, 13-7

**1933** Record: 5-4 Rocky Mountain (5th)  
Coach: G. Ott Romney

DATE	OPPONENT	RESULT
9/23	at U.S. Marines	L, 0-21
9/30	Montana State	W, 25-0
10/6	at Colo. Teachers	W, 6-2
10/14	at Utah	L, 6-21
10/21	at Western State	W, 13-0
11/4	at Denver	L, 0-6
11/11	at Colo. College	W, 25-0
11/18	at Utah State	L, 0-14
11/30	Wyoming	W, 6-3

**1934** Record: 4-5 Rocky Mountain (7th)  
Coach: G. Ott Romney

DATE	OPPONENT	RESULT
9/22	^Montana State	W, 20-6
9/29	Occidental	W, 32-7
10/6	at Wyoming	L, 0-7
10/13	at Utah	L, 0-43
10/20	^Colorado	L, 6-48
10/26	Montana State	W, 16-7
11/3	Utah State	L, 0-15
11/10	at Colo. College	W, 34-0
11/17	at Denver	L, 6-24

**1935** Record: 4-4 Rocky Mountain (T-6th)  
Coach: G. Ott Romney

DATE	OPPONENT	RESULT
9/28	at Montana State	L, 0-7
10/12	Colo. St. Teachers	W, 19-3
10/19	Colorado College	L, 12-13
10/26	at Wyoming	W, 13-6
11/2	Utah	L, 0-32
11/9	at Western State	W, 21-2
11/16	at Utah State	L, 0-27
11/23	at Arizona State	W, 13-0

**1936** Record: 4-5 Rocky Mountain (6th)  
Coach: G. Ott Romney

DATE	OPPONENT	RESULT
9/25	at Arizona	L, 6-32
10/3	Montana State	W, 19-0
10/9	at Colo. Teachers	W, 33-0
10/17	Utah State	L, 0-13
10/31	at Utah	L, 0-18
11/7	Western State	W, 26-12
11/14	at Denver	L, 7-35
11/21	Wyoming	W, 32-7
11/28	at Colo. College	L, 0-6

**1937** Record: 6-3 Rocky Mountain (T-2nd)  
Coach: Eddie Kimball

DATE	OPPONENT	RESULT
9/25	Colo. St. Teachers	W, 7-0
10/2	at Utah	L, 0-14
10/9	California Davis	W, 34-0
10/16	at Colorado	L, 0-14
10/23	at Portland	L, 10-13
10/30	Western State	W, 21-0
11/6	at Wyoming	W, 19-0
11/13	at Utah St.	W, 54-10
11/20	Montana State	W, 19-0

**1938** Record: 4-3-1 Mountain States (2nd)  
Coach: Eddie Kimball

DATE	OPPONENT	RESULT
9/24	Northern Arizona	W, 19-0
9/30	at Denver	W, 20-0
10/8	Wyoming	W, 24-13
10/15	at Utah	T, 7-7
10/22	Portland	L, 3-6
11/5	Utah State	L, 0-3
11/12	at Colorado	L, 0-8
11/19	at Colo. A&M	W, 20-12

**1939** Record: 5-2-2 Mountain States (4th)  
Coach: Eddie Kimball

DATE	OPPONENT	RESULT
9/23	at Northern Ariz.	W, 25-0
10/7	Colorado A&M	W, 13-12
10/14	Utah	L, 13-35
10/21	at Nevada	W, 7-0
10/27	at Western State	W, 18-6
11/4	at Denver	W, 21-18
11/11	at Utah State	T, 0-0
11/18	Colorado	L, 6-12
11/25	at Wyoming	T, 7-7

**1940** Record: 2-4-2 Mountain States (4th)  
Coach: Eddie Kimball

DATE	OPPONENT	RESULT
9/27	Nevada	T, 6-6
10/5	at Utah	L, 6-12
10/11	Wyoming	W, 20-0
10/18	at Texas Tech	L, 12-21
11/2	Utah State	W, 12-7
11/9	Denver	L, 0-9
11/16	at Colorado	L, 2-25
11/23	at Colo. A&M	T, 13-13

^neutral, (H) Homecoming, (B) bowl game

## YEAR-BY-YEAR RESULTS

**1941** Record: 4-3-2 Mountain States (2nd)  
Coach: Eddie Kimball

DATE	OPPONENT	RESULT
9/26	Montana St.	L, 7-20
10/3	Western State	W, 26-0
10/10	at Denver	W, 13-7
10/18	at Utah	T, 6-6
10/24	at San Francisco	L, 13-25
11/1	at Utah State	W, 28-0
11/8	at Wyoming	W, 23-7
11/15	Colorado	T, 13-13
11/22	Colorado A&M	L, 7-22

**1942** Record: 2-5 Mountain States (T-6th)  
Coach: Floyd Millet

DATE	OPPONENT	RESULT
9/26	at Montana	W, 12-6
10/2	Wyoming	L, 6-13
10/10	at Utah	W, 12-7
10/16	Fort Douglas	L, 13-24
10/31	Utah State	L, 6-9
11/7	Denver	L, 6-26
11/14	at Colorado	W, 48-0

**1943-45**  
No football during WWII

**1946** Record: 5-4-1 Mountain States (4th)  
Coach: Eddie Kimball

DATE	OPPONENT	RESULT
9/21	Western State	W, 13-2
9/28	at Montana State	L, 12-13
10/4	at Denver	L, 13-26
10/12	Utah	L, 6-35
10/19	Denver	W, 10-7
10/25	at San Jose St.	L, 0-14
11/2	Wyoming	W, 6-3
11/9	at Utah State	T, 0-0
11/16	at Colorado A&M	W, 20-6
11/22	at Texas El-Paso	W, 14-13

**1947** Record: 3-7 Mountain States (7th)  
Coach: Eddie Kimball

DATE	OPPONENT	RESULT
9/20	Western State	W, 45-0
9/26	Montana State	W, 19-14
10/4	at Wyoming	L, 7-12
10/11	at Utah	L, 6-28
10/18	at Colorado	L, 7-9
10/25	Utah State (H)	W, 27-12
11/1	at Denver	L, 6-20
11/8	San Jose State	L, 19-28
11/15	Colorado A&M	L, 25-27
11/22	at San Diego St.	L, 7-32

**1948** Record: 5-6 Mountain States (5th)  
Coach: Eddie Kimball

DATE	OPPONENT	RESULT
9/18	San Diego State	W, 14-6
9/24	Pepperdine	W, 13-0
10/1	Pacific Fleet	L, 7-9
10/9	Utah	L, 0-30
10/15	at Texas El-Paso	L, 20-34
10/23	at Utah State	L, 7-20
10/30	Montana (H)	W, 26-20
11/5	at San Jose State	L, 6-21
11/13	at Colorado A&M	L, 0-20
11/20	Wyoming	W, 15-14
11/26	at Arizona State	W, 27-25

**1949** Record: 0-11 Mountain States (6th)  
Coach: Chick Atkinson

DATE	OPPONENT	RESULT
9/17	Texas Western	L, 6-27
9/23	Pacific Fleet	L, 13-27
10/1	San Jose State	L, 21-40
10/8	at Utah	L, 0-38
10/15	at Arizona State	L, 21-49
10/22	at Denver	L, 7-35
10/29	at Wyoming	L, 0-45
11/5	Utah State (H)	L, 3-22
11/11	Colorado A&M	L, 14-16
11/19	at Montana	L, 6-25
11/26	at Pepperdine	L, 14-28

**1950** Record: 4-5-1 Mountain States (6th)  
Coach: Chick Atkinson

DATE	OPPONENT	RESULT
9/16	at Idaho State	W, 14-13
9/23	Arizona State	L, 13-41
9/29	Pepperdine	W, 28-27
10/7	Utah	T, 28-28
10/14	at Colorado A&M	L, 14-27
10/21	at Denver	L, 3-42
11/4	at Utah State	W, 34-13
11/11	Wyoming (H)	L, 0-48
11/17	at Montana	W, 25-6
11/25	Fort Hood	W, 28-4

**1951** Record: 6-3-1 Mountain States (5th)  
Coach: Chick Atkinson

DATE	OPPONENT	RESULT
9/14	Idaho State	W, 27-7
9/22	Western State	W, 67-7
9/29	Hawaii	W, 20-7
10/6	at Utah	L, 6-7
10/20	Wyoming	T, 20-20
10/27	at Denver	L, 6-56
11/3	Colorado A&M (H)	W, 21-16
11/10	Utah State	W, 28-27
11/17	at New Mexico	L, 0-34
11/24	at Pepperdine	W, 20-0

**1952** Record: 4-6 Mountain States (5th)  
Coach: Chick Atkinson

DATE	OPPONENT	RESULT
9/19	San Diego NAS	W, 14-7
9/27	New Mexico	W, 14-10
10/4	at Montana	W, 28-7
10/11	at Utah	L, 6-34
10/25	Denver (H)	W, 14-13
11/1	Wyoming	L, 13-24
11/8	at San Jose State	L, 27-44
11/15	at Utah State	L, 26-27
11/22	at Colorado A&M	L, 6-27
11/29	at Arizona State	L, 6-47

**1953** Record: 2-7-1 Mountain States (T-7th)  
Coach: Chick Atkinson

DATE	OPPONENT	RESULT
9/19	Montana	W, 27-13
9/25	San Jose State	L, 23-28
10/3	at New Mexico	T, 12-12
10/10	at Idaho	W, 20-14
10/16	Utah State	L, 7-14
10/23	at Denver	L, 19-27
10/31	at Wyoming	L, 0-27
11/7	Colorado A&M (H)	L, 12-34
11/14	at Arizona State	L, 18-26
11/26	at Utah	L, 32-33

**1954** Record: 1-8 Mountain States (8th)  
Coach: Chick Atkinson

DATE	OPPONENT	RESULT
9/18	New Mexico	L, 12-21
9/24	Arizona State	L, 19-28
10/2	at Colorado A&M	L, 13-14
10/9	Utah	L, 7-12
10/23	Montana (H)	W, 19-7
10/30	at Utah State	L, 13-45
11/6	Denver	L, 0-20
11/13	Wyoming	L, 13-34
11/20	at Idaho	L, 0-7

**1955** Record: 1-9 Mountain States (8th)  
Coach: Chick Atkinson

DATE	OPPONENT	RESULT
9/17	at Oregon State	L, 0-33
9/24	Los Angeles State	W, 33-0
10/1	at Montana	L, 13-27
10/8	at Utah	L, 9-41
10/21	at Denver	L, 0-33
10/29	at Woming	L, 6-14
11/5	Utah State (H)	L, 21-47
11/11	Idaho	L, 6-49
11/19	Colorado A&M	L, 0-35
11/26	at New Mexico	L, 16-21

**1956** Record: 2-7-1 Mountain States (7th)  
Coach: Hal Kopp

DATE	OPPONENT	RESULT
9/15	at Wichita State	L, 0-13
9/22	Fresno State	L, 13-26
9/29	at Colorado A&M	T, 0-0
10/5	Utah	L, 6-41
10/20	at Montana	L, 14-21
10/27	at Utah State	L, 7-33
11/3	New Mexico (H)	W, 33-12
11/10	at Denver	L, 34-58
11/17	Wyoming	L, 6-7
11/24	^Air Force	W, 34-21

**1957** Record: 5-3-2 Mountain States (2nd)  
Coach: Hal Kopp

DATE	OPPONENT	RESULT
9/21	at Arizona	T, 14-14
9/28	at Kansas State	L, 7-36
10/4	Montana	W, 20-7
10/12	at Utah	L, 0-27
10/19	at Woming	T, 0-0
10/26	Denver (H)	W, 26-6
11/2	Utah State	W, 14-0
11/9	at Fresno State	L, 14-27
11/23	Colorado State	W, 26-9
11/30	at New Mexico	W, 14-12

**1958** Record: 6-4 Mountain States (3rd)  
Coach: Hal Kopp

DATE	OPPONENT	RESULT
9/20	Fresno State	W, 29-7
9/27	at Utah	W, 14-7
10/4	at Colorado State	L, 6-32
10/11	at Pacific	L, 8-26
10/18	North Texas State	L, 6-12
10/25	at Montana	W, 41-12
11/1	at Uah State	W, 13-6
11/8	New Mexico (H)	W, 36-19
11/15	at Denver	W, 22-7
11/22	Wyoming	L, 14-22

^neutral, (H) Homecoming, (B) bowl game

YEAR	RECORD	COACH
1967	6-4	Hudspeth
1968	2-8	Hudspeth
1969	6-4	Hudspeth
1970	3-8	Hudspeth
1971	5-6	Hudspeth
1972	7-4	Edwards
1973	5-6	Edwards
1974	7-4-1	Edwards
1975	6-5	Edwards
1976	9-3	Edwards
1977	9-2	Edwards
1978	9-4	Edwards
1979	11-1	Edwards
1980	12-1	Edwards
1981	11-2	Edwards
1982	8-4	Edwards
1983	11-1	Edwards
1984	13-0	Edwards
1985	11-3	Edwards
1986	8-5	Edwards
1987	9-4	Edwards
1988	9-4	Edwards
1989	10-3	Edwards
1990	10-3	Edwards
1991	8-3-2	Edwards
1992	8-5	Edwards
1993	6-6	Edwards
1994	10-3	Edwards
1995	7-4	Edwards
1996	14-1	Edwards
1997	6-5	Edwards
1998	9-5	Edwards
1999	8-4	Edwards
2000	6-6	Edwards
2001	12-2	Crowton
2002	5-7	Crowton
2003	4-8	Crowton
2004	5-6	Crowton
2005	6-6	Mendenhall
2006	11-2	Mendenhall
2007	11-2	Mendenhall
2008	10-3	Mendenhall
2009	11-2	Mendenhall
2010	7-6	Mendenhall
2011	10-3	Mendenhall
2012	8-5	Mendenhall
2013	8-5	Mendenhall
2014	8-5	Mendenhall
2015	9-4	Mendenhall
2016	9-4	Sitake
2017	4-9	Sitake
2018	7-6	Sitake
2019	7-6	Sitake
2020	11-1	Sitake
2021	10-3	Sitake
2022	8-5	Sitake
<b>TOTAL</b>	<b>611-436-26 (.582)</b>	

## YEAR-BY-YEAR RESULTS

**1959** Record: 2-8 Skyline (T-5th)  
Coach: Tally Stevens

DATE	OPPONENT	RESULT
9/19	at Arizona	W, 18-14
9/26	at Fresno State	L, 16-27
10/3	Montana	L, 0-12
10/9	at Utah	L, 8-20
10/17	at Wyoming	L, 6-21
10/24	Denver (H)	L, 7-14
10/31	Utah State	W, 18-0
11/7	at New Mexico	L, 6-21
11/14	at Arizona State	L, 8-21
11/21	Colorado State	L, 13-14

**1960** Record: 3-8 Skyline (5th)  
Coach: Tally Stevens

DATE	OPPONENT	RESULT
9/16	Cal Poly	W, 34-14
9/23	at San Jose State	L, 8-21
10/1	at Colorado State	L, 7-8
10/7	at Utah	L, 0-17
10/15	Arizona State (H)	L, 0-31
10/22	at Montana	W, 7-6
10/29	at Utah State	L, 0-34
11/5	New Mexico	L, 15-27
11/12	at Denver	W, 19-6
11/19	Wyoming	L, 6-30
11/25	at Hawaii	L, 6-13

**1961** Record: 2-8 Skyline (T-5th)  
Coach: Hal Mitchell

DATE	OPPONENT	RESULT
9/16	San Jose State	L, 13-14
9/23	at West Texas St.	L, 9-55
9/30	at North Texas St.	L, 30-41
10/7	Montana	W, 7-6
10/14	at Utah	L, 20-21
10/21	at Wyoming	L, 8-36
11/4	Utah State (H)	L, 8-31
11/11	Colorado State	W, 30-16
11/18	at Oregon State	L, 0-35
11/25	at New Mexico	L, 6-34

**1962** Record: 4-6 Western Athletic (T-2nd)  
Coach: Hal Mitchell

DATE	OPPONENT	RESULT
9/15	at Pacific	L, 7-26
9/22	at Arizona	L, 21-27
9/29	George Wash.	L, 12-13
10/6	at Colorado State	W, 28-7
10/13	at Utah	L, 20-35
10/20	at Montana	W, 27-0
10/27	at Utah State	L, 21-27
11/3	New Mexico (H)	W, 27-0
11/10	at W. Michigan	L, 20-28
11/17	Wyoming	W, 14-7

**1963** Record: 2-8 Western Athletic (5th)  
Coach: Hal Mitchell

DATE	OPPONENT	RESULT
9/21	at Kansas State	L, 7-24
9/28	at Arizona	L, 7-33
10/5	Montana	W, 27-0
10/12	at Utah	L, 6-15
10/19	at Wyoming	L, 13-41
11/2	Utah State (H)	L, 0-26
11/9	at George Wash.	L, 6-23
11/16	at Pacific	L, 0-14
11/23	Colorado State	W, 24-20
11/30	at New Mexico	L, 0-26

**1964** Record: 3-6-1 Western Athletic (5th)  
Coach: Tom Hudspeth

DATE	OPPONENT	RESULT
9/19	at Oregon	L, 13-20
9/26	at Arizona	L, 6-39
10/2	New Mexico	L, 14-26
10/10	at Colorado State	L, 6-7
10/17	Pacific	W, 21-0
10/24	at Texas El-Paso	T, 18-18
10/31	Utah State (H)	W, 28-14
11/7	at Utah	L, 13-47
11/14	Western Michigan	W, 43-8
11/21	Wyoming	L, 11-31

**1965** Record: 6-4 Western Athletic (1st)  
Coach: Tom Hudspeth

DATE	OPPONENT	RESULT
9/18	at Arizona State	W, 24-6
9/24	Kansas State	W, 21-3
10/2	at Oregon	L, 14-27
10/8	San Jose State	W, 34-7
10/23	at Wyoming	L, 6-34
10/30	at Utah State	L, 21-34
11/6	Utah (H)	W, 25-20
11/13	Colorado State	L, 22-36
11/20	at Arizona	W, 20-3
11/27	at New Mexico	W, 42-8

**1966** Record: 8-2 Western Athletic (T-2nd)  
Coach: Tom Hudspeth

DATE	OPPONENT	RESULT
9/24	at San Jose State	W, 19-9
9/30	Colorado State	W, 27-24
10/8	Utah State	W, 27-7
10/14	Arizona State	L, 7-10
10/22	at New Mexico	W, 33-6
10/29	at Arizona	W, 16-14
11/5	Texas El-Paso	W, 53-33
11/12	at Utah	W, 35-13
11/19	Wyoming	L, 14-47
11/26	Pacific	W, 38-0

**1967** Record: 6-4 Western Athletic (3rd)  
Coach: Tom Hudspeth

DATE	OPPONENT	RESULT
9/23	New Mexico	W, 44-14
9/29	Western Michigan	W, 44-19
10/7	at Wyoming	L, 10-26
10/14	at Oregon State	W, 31-13
10/21	at UTEP	L, 17-47
10/28	Utah	W, 17-13
11/4	at Utah State	L, 9-30
11/11	Arizona (H)	W, 17-14
11/18	at Arizona State	L, 22-31
11/25	San Jose State	W, 67-8

**1968** Record: 2-8 Western Athletic (7th)  
Coach: Tom Hudspeth

DATE	OPPONENT	RESULT
9/21	at W. Michigan	W, 17-7
9/28	Iowa State	L, 20-28
10/12	Wyoming	L, 17-20
10/19	at Arizona	L, 3-19
10/26	UTEP (H)	L, 25-31
11/2	at Utah	L, 20-31
11/9	Utah State	L, 8-34
11/16	Arizona State	L, 12-47
11/23	at New Mexico	W, 35-6
11/30	at San Jose State	L, 21-25

**1969** Record: 6-4 Western Athletic (3rd)  
Coach: Tom Hudspeth

DATE	OPPONENT	RESULT
9/20	Colorado State	W, 22-20
9/27	at Iowa State	L, 0-10
10/4	at Arizona State	L, 7-23
10/11	New Mexico	W, 41-15
10/18	at Wyoming	L, 7-40
10/25	at UTEP	L, 7-30
11/1	Arizona (H)	W, 31-21
11/8	San Jose State	W, 21-3
11/15	at Utah State	W, 21-3
11/22	Utah	L, 6-16

**1970** Record: 3-8 Western Athletic (7th)  
Coach: Tom Hudspeth

DATE	OPPONENT	RESULT
9/12	North Texas State	W, 10-7
9/19	at W. Michigan	L, 17-35
9/26	UTEP	L, 0-17
10/3	at San Diego State	L, 11-31
10/10	at Arizona	L, 17-24
10/17	Arizona State	L, 3-27
10/24	Utah State (H)	W, 27-20
10/31	Wyoming	W, 23-3
11/7	at Colorado State	L, 9-26
11/14	at New Mexico	L, 8-51
11/21	at Utah	L, 13-14

**1971** Record: 5-6 Western Athletic (4th)  
Coach: Tom Hudspeth

DATE	OPPONENT	RESULT
9/10	at North Texas St.	W, 41-13
9/18	Colorado State	W, 54-14
9/25	at Kansas State	L, 7-23
10/1	New Mexico	L, 0-14
10/9	at Utah State	L, 7-29
10/16	at Wyoming	W, 35-17
10/23	at Tulsa	W, 25-7
10/30	at UTEP	W, 16-0
11/6	at Arizona State	L, 13-38
11/13	Arizona (H)	L, 14-27
11/20	Utah	L, 15-17

**1972** Record: 7-4 Western Athletic (T-2nd)  
Coach: LaVell Edwards

DATE	OPPONENT	RESULT
9/16	Kansas State	W, 32-9
9/23	Utah State	L, 19-42
9/30	at Oregon State	L, 3-29
10/7	at Long Beach St.	W, 38-27
10/14	UTEP (H)	W, 21-14
10/21	Arizona State	L, 17-49
10/28	at Colorado State	W, 44-8
11/4	Wyoming	W, 33-14
11/11	at Arizona	L, 7-21
11/18	at Utah	W, 16-7
11/25	at New Mexico	W, 21-7

**1973** Record: 5-6 Western Athletic (T-4th)  
Coach: LaVell Edwards

DATE	OPPONENT	RESULT
9/15	Colorado State	L, 13-21
9/29	Oregon State	W, 37-14
10/6	at Utah State	L, 7-13
10/13	Iowa State (H)	L, 24-26
10/20	at Arizona State	L, 12-52
10/27	at Wyoming	L, 21-41
11/3	New Mexico	W, 56-21
11/10	Arizona	L, 10-24
11/17	Weber State	W, 45-14
11/24	at Utah	W, 46-22
12/1	at UTEP	W, 63-0

**1974** Record: 7-4-1 Western Athletic (1st)  
Coach: LaVell Edwards

DATE	OPPONENT	RESULT
9/14	at Hawaii	L, 13-15
9/21	Utah State	L, 6-9
9/28	at Iowa State	L, 7-34
10/5	at Colorado State	T, 33-33
10/12	Wyoming (H)	W, 38-7
10/19	UTEP	W, 45-21
10/26	at Arizona	W, 37-13
11/2	at Air Force	W, 12-10
11/9	Arizona State	W, 21-18
11/16	at New Mexico	W, 36-3
11/23	Utah	W, 48-20
12/28	^Okla. St. (B)	L, 6-16

**1975** Record: 6-5 Western Athletic (T-4th)  
Coach: LaVell Edwards

DATE	OPPONENT	RESULT
9/13	Bowling Green	L, 21-23
9/20	at Colorado St.	L, 17-21
9/27	at Arizona St.	L, 0-20
10/3	New Mexico	W, 16-15
10/11	Air Force (H)	W, 28-14
10/25	at Wyoming	W, 33-20
11/1	Arizona	L, 20-36
11/8	at Utah St.	W, 24-7
11/15	Utah	W, 51-20
11/22	at UTEP	W, 20-10
11/29	at S. Mississippi	L, 14-42

**1976** Record: 9-3 Western Athletic (T-1st)  
Coach: LaVell Edwards

DATE	OPPONENT	RESULT
9/11	at Kansas St.	L, 3-13
9/18	Colorado St.	W, 42-18
9/25	at Arizona	W, 23-16
10/2	at San Diego St.	W, 8-0
10/9	Wyoming (H)	L, 29-34
10/16	S. Mississippi	W, 63-19
10/23	Utah State	W, 45-14
10/30	Arizona St.	W, 43-21
11/6	UTEP	W, 40-27
11/13	at New Mexico	W, 21-8
11/20	at Utah	W, 34-12
12/18	^Okla. St. (B)	L, 21-49

**1977** Record: 9-2 Western Athletic (T-1st)  
Coach: LaVell Edwards

DATE	OPPONENT	RESULT
9/10	Kansas State	W, 39-0
9/24	at Utah St.	W, 65-6
9/30	New Mexico	W, 54-19
10/8	at Oregon State	L, 19-24
10/15	at Colorado State	W, 63-17
10/22	at Wyoming	W, 10-7
10/29	Arizona (H)	W, 34-14
11/5	Utah	W, 38-8
11/12	at Arizona State	L, 13-24
11/19	Long Beach State	W, 30-27
11/26	at UTEP	W, 68-19

## YEAR-BY-YEAR RESULTS

**1978** Record: 9-4 Western Athletic (1st)  
Coach: LaVell Edwards

DATE	OPPONENT	RESULT
9/9	at Oregon State	W, 10-6
9/16	at Arizona State	L, 16-24
9/23	Colorado State	W, 32-6
9/30	at New Mexico	W, 27-23
10/7	Utah State (H)	L, 7-24
10/14	at Oregon	W, 17-16
10/21	UTEP	W, 44-0
11/4	Wyoming	W, 48-14
11/11	San Diego State	W, 21-3
11/18	at Utah	L, 22-23
11/25	at Hawaii	W, 31-13
12/2	^UNLV	W, 28-24
12/22	^Navy (B)	L, 16-23

**1979** Record: 11-1 Western Athletic (1st)  
Coach: LaVell Edwards

DATE	OPPONENT	RESULT
9/8	at Texas A&M	W, 18-17
9/15	Weber State	W, 48-3
9/29	UTEP (H)	W, 31-7
10/5	Hawaii	W, 38-15
10/13	at Utah State	W, 48-24
10/20	at Wyoming	W, 54-14
10/27	New Mexico	W, 59-7
11/3	at Colorado State	W, 30-7
11/9	at Long Beach St.	W, 31-17
11/17	Utah	W, 27-0
11/24	at San Diego State	W, 63-14
12/21	^Indiana (B)	L, 37-38

**1980** Record: 12-1 Western Athletic (1st)  
Coach: LaVell Edwards

DATE	OPPONENT	RESULT
9/6	at New Mexico	L, 21-25
9/13	San Diego State	W, 35-11
9/20	at Wisconsin	W, 28-3
9/27	Long Beach State	W, 41-25
10/11	Wyoming (H)	W, 52-17
10/18	at Utah State	W, 70-46
10/25	at Hawaii	W, 34-7
11/1	UTEP	W, 83-7
11/8	North Texas State	W, 41-23
11/15	Colorado State	W, 45-14
11/22	at Utah	W, 56-6
11/29	at UNLV	W, 54-14
12/19	^SMU (B)	W, 46-45

**1981** Record: 11-2 Western Athletic (1st)  
Coach: LaVell Edwards

DATE	OPPONENT	RESULT
9/5	at Long Beach St	W, 31-8
9/12	Air Force	W, 45-21
9/19	at UTEP	W, 65-8
9/26	at Colorado	W, 41-20
10/2	Utah State	W, 32-26
10/10	UNLV (H)	L, 41-45
10/17	at San Diego St.	W, 27-7
10/24	at Wyoming	L, 20-33
10/31	New Mexico	W, 31-7
11/7	at Colorado State	W, 63-14
11/14	at Hawaii	W, 13-3
11/21	Utah	W, 56-28
12/18	^Wash. St. (B)	W, 38-36

**1982** Record: 8-4 Western Athletic (1st)  
Coach: LaVell Edwards

DATE	OPPONENT	RESULT
9/2	at UNLV	W, 27-0
9/11	at Georgia	L, 14-17
9/25	Air Force	L, 38-39
10/2	at UTEP	W, 51-3
10/9	at New Mexico	W, 40-12
10/16	Hawaii (H)	W, 39-25
10/23	Colorado State	W, 34-18
10/30	at Utah State	L, 17-20
11/6	Wyoming	W, 23-13
11/13	San Diego State	W, 58-8
11/20	at Utah	W, 17-12
12/17	^Ohio State (B)	L, 17-42

**1983** Record: 11-1 Western Athletic (1st)  
Coach: LaVell Edwards

DATE	OPPONENT	RESULT
9/10	at Baylor	L, 36-40
9/17	Bowling Green	W, 63-28
9/24	at Air Force	W, 46-28
10/1	at UCLA	W, 37-35
10/8	at Wyoming	W, 41-10
10/15	New Mexico (H)	W, 66-21
10/22	at San Diego State	W, 47-12
10/29	Utah State	W, 38-34
11/5	at UTEP	W, 31-9
11/12	Colorado State	W, 24-6
11/19	Utah	W, 55-7
12/23	^Missouri (B)	W, 21-17

**1984** Record: 13-0 (National Champs)  
Western Athletic Conference (1st)  
Coach: LaVell Edwards

DATE	OPPONENT	RESULT
9/1	at Pittsburgh	W, 20-14
9/8	Baylor	W, 47-13
9/15	Tulsa	W, 38-15
9/22	at Hawaii	W, 18-13
10/6	at Colorado State	W, 52-9
10/13	Wyoming (H)	W, 41-38
10/20	at Air Force	W, 30-25
10/25	at New Mexico	W, 48-0
11/3	UTEP	W, 42-9
11/10	San Diego State	W, 34-3
11/17	at Utah	W, 24-14
11/24	Utah State	W, 38-13
12/21	^Michigan (B)	W, 24-17

**1985** Record: 11-3 Western Athletic (1st)  
Coach: LaVell Edwards

DATE	OPPONENT	RESULT
8/29	^Boston College	W, 28-14
9/7	UCLA	L, 24-27
9/14	Washington	W, 31-3
9/21	at Temple	W, 26-24
10/5	at Colorado State	W, 42-7
10/12	San Diego St. (H)	W, 28-0
10/19	at New Mexico	W, 45-23
10/26	at UTEP	L, 16-23
11/2	Wyoming	W, 59-0
11/9	at Utah State	W, 44-0
11/16	Air Force	W, 28-21
11/23	Utah	W, 38-28
12/7	at Hawaii	W, 26-6
12/28	^Ohio State (B)	L, 7-10

**1986** Record: 8-5 Western Athletic (2nd)  
Coach: LaVell Edwards

DATE	OPPONENT	RESULT
9/6	Utah State	W, 52-0
9/13	New Mexico	W, 31-30
9/20	at Washington	L, 21-52
9/27	Temple	W, 27-17
10/3	Colorado State	L, 20-24
10/18	at Wyoming	W, 34-22
10/25	UTEP (H)	W, 37-13
11/8	at Hawaii	W, 10-3
11/15	Oregon State	L, 7-10
11/22	at Utah	W, 35-21
11/29	at San Diego State	L, 3-10
12/6	at Air Force	W, 23-3
12/30	^UCLA (B)	L, 10-31

**1987** Record: 9-4 Western Athletic (2nd)  
Coach: LaVell Edwards

DATE	OPPONENT	RESULT
9/2	Pittsburgh	L, 17-27
9/12	at Texas	W, 22-17
9/19	at Texas Christian	L, 12-33
9/26	at New Mexico	W, 45-25
10/2	Utah State	W, 45-24
10/10	Wyoming (H)	L, 27-29
10/24	at Hawaii	W, 16-14
10/31	Air Force	W, 24-13
11/7	San Diego State	W, 38-21
11/14	at UTEP	W, 37-24
11/21	Utah	W, 21-18
12/5	Colorado State	W, 30-26
12/22	^Virginia (B)	L, 16-22

**1988** Record: 9-4 Western Athletic (T-3rd)  
Coach: LaVell Edwards

DATE	OPPONENT	RESULT
9/1	at Wyoming	L, 14-24
9/8	Texas	W, 47-6
9/17	UTEP	W, 31-27
9/30	Utah State	W, 38-3
10/8	Colorado State (H)	W, 42-7
10/15	Texas Christian	W, 31-18
10/22	at Hawaii	W, 24-23
10/29	New Mexico	W, 65-0
11/5	at San Diego State	L, 15-27
11/12	at Air Force	W, 49-31
11/19	at Utah	L, 28-57
12/3	at Miami	L, 17-41
12/29	^Colorado (B)	W, 20-17

**1989** Record: 10-3 Western Athletic (1st)  
Coach: LaVell Edwards

DATE	OPPONENT	RESULT
9/2	at New Mexico	W, 24-3
9/7	Washington State	L, 41-46
9/16	at Navy	W, 31-10
9/30	at Utah State	W, 37-10
10/7	Wyoming	W, 36-20
10/14	at Colorado State	W, 45-16
10/21	UTEP (H)	W, 49-24
10/28	at Hawaii	L, 14-56
11/4	Oregon	W, 45-41
11/11	Air Force	W, 44-35
11/18	Utah	W, 70-31
11/25	at San Diego State	W, 48-27
12/29	^Penn State (B)	L, 39-50

**1990** Record: 10-3 Western Athletic (1st)  
Coach: LaVell Edwards

DATE	OPPONENT	RESULT
9/1	at UTEP	W, 30-10
9/8	Miami	W, 28-21
9/15	Washington State	W, 50-36
9/22	San Diego State	W, 62-34
9/29	at Oregon	L, 16-32
10/13	Colorado State	W, 52-9
10/27	New Mexico (H)	W, 55-31
11/3	at Air Force	W, 54-7
11/10	at Wyoming	W, 45-14
11/17	at Utah	W, 45-22
11/24	Utah State	W, 45-10
12/1	at Hawaii	L, 28-59
12/29	^Texas A&M (B)	L, 14-65

**1991** Record: 8-3-2 Western Athletic (1st)  
Coach: LaVell Edwards

DATE	OPPONENT	RESULT
8/29	^Florida State	L, 28-44
9/7	at UCLA	L, 23-27
9/21	at Penn State	L, 7-33
9/28	Air Force	W, 21-7
10/4	Utah State	W, 38-10
10/12	UTEP (H)	W, 31-29
10/19	Hawaii	W, 35-18
10/26	at New Mexico	W, 41-23
10/31	at Colorado State	W, 40-17
11/9	Wyoming	W, 52-31
11/16	at San Diego State	T, 52-52
11/23	Utah	W, 48-17
12/30	^Iowa (B)	T, 13-13

**1992** Record: 8-5 Western Athletic (1st)  
Coach: LaVell Edwards

DATE	OPPONENT	RESULT
9/5	at UTEP	W, 38-28
9/10	San Diego State	L, 38-45
9/19	UCLA	L, 10-17
9/26	at Hawaii	L, 32-36
10/2	Utah State	W, 30-9
10/10	Fresno State (H)	W, 36-24
10/17	at Wyoming	W, 31-28
10/24	at Notre Dame	L, 16-42
10/31	Penn State	W, 30-17
11/7	New Mexico	W, 35-0
11/14	at Air Force	W, 28-7
11/21	at Utah	W, 31-22
12/25	^Kansas (B)	L, 20-23

**1993** Record: 6-6 Western Athletic (T-1st)  
Coach: LaVell Edwards

DATE	OPPONENT	RESULT
9/4	at New Mexico	W, 34-31
9/11	Hawaii	W, 41-38
9/18	at Colorado State	W, 27-22
9/25	Air Force	W, 30-3
10/9	at UCLA	L, 14-68
10/16	Notre Dame	L, 20-45
10/23	Fresno State (H)	L, 45-48
10/30	at Utah State	L, 56-58
11/11	at San Diego State	W, 45-44
11/20	Utah	L, 31-34
11/27	UTEP	W, 47-16
12/30	^Ohio State (B)	L, 21-28

^neutral, (H) Homecoming, (B) bowl game

## YEAR-BY-YEAR RESULTS

**1994** Record: 10-3 Western Athletic (T-2nd)  
Coach: LaVell Edwards

DATE	OPPONENT	RESULT
9/3	at Hawaii	W, 13-12
9/10	at Air Force	W, 45-21
9/17	Colorado State	L, 21-28
9/24	New Mexico	W, 49-47
9/30	Utah State	W, 34-6
10/8	at Fresno State	W, 32-30
10/15	at Notre Dame	W, 21-14
10/22	at UTEP	W, 34-28
10/29	Arizona State (H)	L, 15-36
11/5	N.E. Louisiana	W, 24-10
11/10	San Diego State	W, 35-28
11/19	at Utah	L, 31-34
12/31	^Oklahoma (B)	W, 31-6

**1995** Record: 7-4 Western Athletic (T-1st)  
Coach: LaVell Edwards

DATE	OPPONENT	RESULT
9/2	at Air Force	L, 12-38
9/9	UCLA	L, 9-23
9/16	San Diego State	W, 31-9
9/30	at Colorado State	W, 28-21
10/14	at Arizona State	L, 21-29
10/21	Wyoming	W, 23-20
10/28	Hawaii (H)	W, 45-7
11/4	Tulsa	W, 45-35
11/11	at New Mexico	W, 31-13
11/18	Utah	L, 17-34
11/25	at Fresno State	W, 45-28

**1996** Record: 14-1 Western Athletic (1st)  
Coach: LaVell Edwards

DATE	OPPONENT	RESULT
8/24	Texas A&M	W, 41-37
8/31	Arkansas State	W, 58-9
9/14	at Washington	L, 17-29
9/21	New Mexico	W, 17-14
9/28	SMU	W, 31-3
10/4	at Utah State	W, 45-17
10/12	UNLV (H)	W, 63-28
10/19	at Tulsa	W, 55-30
10/26	at TCU	W, 45-21
11/2	UTEP	W, 40-18
11/9	Rice	W, 49-0
11/16	at Hawaii	W, 45-14
11/23	at Utah	W, 37-17
12/7	^Wyoming	W, 28-25 OT
1/1	^Kansas State (B)	W, 19-15

**1997** Record: 6-5 Western Athletic (5th)  
Coach: LaVell Edwards

DATE	OPPONENT	RESULT
9/6	Washington	L, 20-42
9/20	at Arizona State	W, 13-10
9/27	at SMU	W, 19-16 OT
10/3	Utah State	W, 42-35
10/11	at Rice	L, 14-27
10/18	Hawaii (H)	W, 17-3
10/25	TCU	W, 31-10
11/1	at UTEP	L, 3-13
11/8	Tulsa	W, 49-39
11/15	at New Mexico	L, 28-38
11/22	Utah	L, 14-20

**1998** Record: 9-5 Western Athletic (2nd)  
Coach: LaVell Edwards

DATE	OPPONENT	RESULT
9/5	at Alabama	L, 31-38
9/12	Arizona State	W, 26-6
9/19	at Washington	L, 10-20
9/26	Murray State	W, 43-9
10/3	at Fresno State	L, 21-31
10/10	UNLV (H)	W, 38-14
10/17	at Hawaii	W, 31-9
10/24	San Jose State	W, 46-43
10/29	San Diego State	W, 13-0
11/7	New Mexico	W, 46-21
11/14	at UTEP	W, 31-14
11/21	at Utah	W, 26-24
12/5	^Air Force	L, 13-20
12/31	^Tulane (B)	L, 27-41

**1999** Record: 8-4 Mountain West (T-1st)  
Coach: LaVell Edwards

DATE	OPPONENT	RESULT
9/9	Washington	W, 35-28
9/16	Colorado State	W, 34-13
9/25	Virginia	L, 40-45
10/1	at Utah State	W, 34-31 OT
10/9	California (H)	W, 38-28
10/16	at New Mexico	W, 31-7
10/23	at UNLV	W, 29-0
10/30	Air Force	W, 27-20
11/6	at San Diego State	W, 30-7
11/13	at Wyoming	L, 17-31
11/20	Utah	L, 17-20
12/27	^Marshall (B)	L, 3-21

**2000** Record: 6-6 Mountain West (T-3rd)  
Coach: LaVell Edwards

DATE	OPPONENT	RESULT
8/26	at Florida State	L, 3-29
9/2	at Virginia	W, 38-35 OT
9/9	at Air Force	L, 23-31
9/14	Mississippi State	L, 28-44
9/23	UNLV	W, 10-7
9/30	at Syracuse	L, 14-42
10/6	Utah State	W, 38-14
10/21	San Diego St. (H)	L, 15-16
10/26	Wyoming	W, 19-7
11/2	at Colorado State	L, 21-45
11/18	New Mexico	W, 37-13
11/24	at Utah	W, 34-27

**2001** Record: 12-2 Mountain West (1st)  
Coach: Gary Crowton

DATE	OPPONENT	RESULT
8/25	Tulane	W, 70-35
9/1	Nevada	W, 52-7
9/8	at California	W, 44-16
9/29	at UNLV	W, 35-31
10/5	Utah State	W, 54-34
10/13	at New Mexico	W, 24-20
10/20	Air Force (H)	W, 63-33
10/27	at San Diego State	W, 59-21
11/1	Colorado State	W, 56-34
11/10	at Wyoming	W, 41-34
11/17	Utah	W, 24-21
12/1	at Mississippi St.	W, 41-38
12/8	at Hawaii	L, 45-72
12/31	^Louisville (B)	L, 10-28

**2002** Record: 5-7 Mountain West (7th)  
Coach: Gary Crowton

DATE	OPPONENT	RESULT
8/29	Syracuse	W, 42-21
9/6	Hawaii	W, 35-32
9/14	at Nevada	L, 28-31
9/21	at Georgia Tech	L, 19-28
10/4	at Utah State	W, 35-34
10/12	at Air Force	L, 9-52
10/19	UNLV (H)	L, 3-24
10/24	at Colorado State	L, 10-37
11/2	San Diego State	W, 34-10
11/9	Wyoming	W, 35-31
11/16	New Mexico	L, 16-20
11/23	at Utah	L, 13-16

**2003** Record: 4-8 Mountain West (4th)  
Coach: Gary Crowton

DATE	OPPONENT	RESULT
8/28	Georgia Tech	W, 24-13
9/6	at USC	L, 18-35
9/13	at New Mexico	W, 10-7
9/20	Stanford	L, 14-18
9/27	Air Force	L, 10-24
10/4	at San Diego State	W, 44-36
10/9	Colorado State (H)	L, 13-58
10/18	at Wyoming	L, 10-13
10/25	at UNLV	W, 27-20 OT
10/30	Boise State	L, 12-50
11/15	at Notre Dame	L, 14-33
11/22	Utah	L, 0-3

**2004** Record: 5-6 Mountain West (3rd)  
Coach: Gary Crowton

DATE	OPPONENT	RESULT
9/4	Notre Dame	W, 20-17
9/11	at Stanford	L, 10-37
9/18	USC	L, 10-42
9/24	at Boise State	L, 27-28
10/2	at Colorado State	W, 31-21
10/8	UNLV	L, 20-24
10/16	Wyoming (H)	W, 24-13
10/23	at Air Force	W, 41-24
11/06	San Diego State	W, 49-16
11/13	New Mexico	L, 14-21
11/20	at Utah	L, 21-52

**2005** Record: 6-6 Mountain West (2nd)  
Coach: Bronco Mendenhall

DATE	OPPONENT	RESULT
9/3	Boston College	L, 3-20
9/10	Eastern Illinois	W, 45-10
9/24	TCU	L, 50-51 OT
10/1	at San Diego State	L, 10-31
10/8	at New Mexico	W, 27-24
10/15	Colorado State (H)	W, 24-14
10/22	at Notre Dame	L, 23-49
10/29	Air Force	W, 62-41
11/5	at UNLV	W, 55-14
11/12	at Wyoming	W, 35-21
11/19	Utah	L, 34-41 OT
12/22	^California (B)	L, 28-35

**2006** Record: 11-2 Mountain West (1st)  
Coach: Bronco Mendenhall

DATE	OPPONENT	RESULT
9/2	at Arizona	L, 13-16
9/9	Tulsa	W, 49-24
9/16	at Boston College	L, 23-30 OT
9/23	Utah State	W, 38-0
9/28	at TCU	W, 31-17
10/7	San Diego State	W, 47-17
10/21	UNLV (H)	W, 52-7
10/28	at Air Force	W, 33-14
11/4	at Colorado State	W, 24-3
11/9	Wyoming	W, 55-7
11/18	New Mexico	W, 42-17
11/25	at Utah	W, 33-31
12/21	^Oregon (B)	W, 38-8

**2007** Record: 11-2 Mountain West (1st)  
Coach: Bronco Mendenhall

DATE	OPPONENT	RESULT
9/1	Arizona	W, 20-7
9/8	at UCLA	L, 17-27
9/15	at Tulsa	L, 47-55
9/22	Air Force (H)	W, 31-6
9/29	at New Mexico	W, 31-24
10/13	at UNLV	W, 24-14
10/20	Eastern Wash.	W, 42-7
11/3	Colorado State	W, 35-16
11/8	TCU	W, 27-22
11/16	at Wyoming	W, 35-10
11/24	Utah	W, 17-10
12/1	at San Diego State	W, 48-27
12/22	^UCLA (B)	W, 17-16

**2008** Record: 10-3 Mountain West (3rd)  
Coach: Bronco Mendenhall

DATE	OPPONENT	RESULT
8/30	Northern Iowa	W, 41-17
9/6	at Washington	W, 28-27
9/13	UCLA	W, 59-0
9/20	Wyoming	W, 44-0
10/3	at Utah State	W, 34-14
10/11	New Mexico (H)	W, 21-3
10/16	at TCU	L, 7-32
10/25	UNLV	W, 42-35
11/1	at Colorado State	W, 45-42
11/8	San Diego State	W, 41-12
11/15	at Air Force	W, 38-24
11/22	at Utah	L, 24-48
12/20	^Arizona (B)	L, 21-31

**2009** Record: 11-2 Mountain West (2nd)  
Coach: Bronco Mendenhall

DATE	OPPONENT	RESULT
9/5	^Oklahoma	W, 14-13
9/12	at Tulane	W, 54-3
9/19	Florida State	L, 28-54
9/26	Colorado State	W, 42-33
10/2	Utah State	W, 25-17
10/10	at UNLV	W, 59-21
10/17	at San Diego State	W, 38-28
10/24	TCU (H)	L, 7-38
11/7	at Wyoming	W, 52-0
11/14	at New Mexico	W, 24-19
11/21	Air Force	W, 38-21
11/28	Utah	W, 26-23 OT
12/22	^Oregon State (B)	W, 44-20

**2010** Record: 7-6 Mountain West (T-3rd)  
Coach: Bronco Mendenhall

DATE	OPPONENT	RESULT
9/4	Washington	W, 23-17
9/11	at Air Force	L, 14-35
9/18	at Florida State	L, 10-34
9/25	Nevada	L, 13-27
10/1	at Utah State	L, 16-31
10/9	San Diego St. (H)	W, 24-21
10/16	at TCU	L, 3-31
10/23	Wyoming	W, 25-20
11/6	UNLV	W, 55-7
11/13	at Colorado State	W, 49-10
11/20	New Mexico	W, 40-7
11/27	at Utah	L, 16-17
12/18	^UTEP (B)	W, 52-24

## YEAR-BY-YEAR RESULTS

**2011** Record: 10-3 Independent  
Coach: Bronco Mendenhall

DATE	OPPONENT	RESULT
9/3	at Ole Miss	W, 14-13
9/10	at Texas	L, 16-17
9/17	Utah	L, 10-54
9/23	UCF	W, 24-17
9/30	Utah State	W, 27-24
10/8	San Jose State (H)	W, 29-16
10/15	at Oregon State	W, 38-28
10/22	Idaho State	W, 56-3
10/28	^TCU	L, 28-38
11/12	Idaho	W, 42-7
11/19	New Mexico State	W, 42-7
12/3	at Hawaii	W, 41-20
12/30	^Tulsa (B)	W, 24-21

**2012** Record: 8-5 Independent  
Coach: Bronco Mendenhall

DATE	OPPONENT	RESULT
8/30	Washington State	W, 30-6
9/8	Weber State	W, 45-13
9/15	at Utah	L, 21-24
9/20	at Boise State	L, 6-7
9/28	Hawaii	W, 47-0
10/5	Utah State	W, 6-3
10/13	Oregon State (H)	L, 24-42
10/20	at Notre Dame	L, 14-17
10/27	at Georgia Tech	W, 41-17
11/10	Idaho	W, 52-13
11/17	at San Jose State	L, 14-20
11/24	at New Mexico St.	W, 50-14
12/20	San Diego St. (B)	W, 23-6

**2013** Record: 8-5 Independent  
Coach: Bronco Mendenhall

DATE	OPPONENT	RESULT
8/31	at Virginia	L, 16-19
9/7	Texas	W, 40-21
9/21	Utah	L, 13-20
9/27	Middle Tennessee	W, 37-10
10/4	at Utah State	W, 31-14
10/12	Georgia Tech (H)	W, 38-20
10/19	at Houston	W, 47-46
10/25	Boise State	W, 37-20
11/9	at Wisconsin	L, 17-27
11/16	Idaho State	W, 59-13
11/23	at Notre Dame	L, 13-23
11/30	at Nevada	W, 28-23
12/27	^Washington (B)	L, 16-31

**2014** Record: 8-5 Independent  
Coach: Bronco Mendenhall

DATE	OPPONENT	RESULT
8/29	at UConn	W, 35-10
9/6	at Texas	W, 41-7
9/11	Houston	W, 33-25
9/20	Virginia	W, 41-33
10/3	Utah State	L, 20-35
10/9	at UCF	L, 24-31 OT
10/18	Nevada(H)	L, 35-42
10/24	at Boise State	L, 30-55
11/1	at MTSU	W, 27-7
11/15	UNLV	W, 42-23
11/22	Savannah State	W, 64-0
11/29	at California	W, 42-35
12/22	^Memphis (B)	L, 48-55 2OT

**2015** Record: 9-4 Independent  
Coach: Bronco Mendenhall

DATE	OPPONENT	RESULT
9/5	at Nebraska	W, 33-28
9/12	Boise State	W, 35-24
9/19	at UCLA	L, 23-24
9/26	at Michigan	L, 0-31
10/2	UConn	W, 30-13
10/10	East Carolina	W, 45-38
10/16	Cincinnati	W, 38-24
10/24	Wagner	W, 70-6
11/6	at San Jose State	W, 17-16
11/14	^Mizzou	L, 16-20
11/21	Fresno State	W, 52-10
11/28	at Utah State	W, 51-28
12/19	^Utah (B)	L, 28-35

**2016** Record: 9-4 Independent  
Coach: Kalani Sitake

DATE	OPPONENT	RESULT
9/3	^Arizona	W, 18-16
9/10	at Utah	L, 19-20
9/17	UCLA	L, 14-17
9/24	^West Virginia	L, 32-35
9/30	Toledo	W, 55-53
10/8	at Michigan State	W, 31-14
10/14	Mississippi State	W, 28-21 2OT
10/20	at Boise State	L, 27-28
11/5	at Cincinnati	W, 20-3
11/12	Southern Utah	W, 37-7
11/19	UMass	W, 51-9
11/26	Utah State	W, 28-10
12/21	^Wyoming (B)	W, 24-21

**2017** Record: 4-9 Independent  
Coach: Kalani Sitake

DATE	OPPONENT	RESULT
8/26	Portland State	W, 20-6
9/2	^LSU	0 - 27 L
9/9	Utah	13 - 19 L
9/16	Wisconsin	6 - 40 L
9/29	@ Utah State	24 - 40 L
10/6	Boise State (H)	7 - 24 L
10/14	@ Mississippi State	10 - 35 L
10/21	@ East Carolina	17 - 33 L
10/28	San Jose State	41 - 20 W
11/4	@ Fresno State	13 - 20 L
11/10	@ UNLV	31 - 21 W
11/18	UMass	10 - 16 L
11/25	@ Hawaii	30 - 20 W

**2018** Record: 7-6 Independent  
Coach: Kalani Sitake

DATE	OPPONENT	RESULT
9/1	at Arizona	W, 28-23
9/8	California	L, 18-21
9/15	at No. 6 Wisconsin	W, 24-21
9/22	McNeese State	W, 30-3
9/29	at No. 11 Washington	L, 7-35
10/5	Utah State	L, 20-45
10/13	Hawaii (H)	W, 49-23
10/27	Northern Illinois	L, 6-7
11/3	at Boise State	L, 16-21
11/10	at UMass	W, 35-16
11/17	New Mexico State	W, 45-10
11/24	at No. 17 Utah	L, 27-35
12/21	^Western Mich. (B)	W, 49-18

**2019** Record: 7-6 Independent  
Coach: Kalani Sitake

DATE	OPPONENT	RESULT
8/29	Utah	L, 12-30
9/7	@ Tennessee	W, 29-26 2OT
9/14	USC	W, 30-27 OT
9/21	Washington	L, 19-45
9/28	@ Toledo	L, 21-28
10/12	@ South Florida	L, 23-27
10/19	Boise State	W, 28-25
11/2	@ Utah State	W, 42-14
11/9	Liberty	W, 31-24
11/16	Idaho State	W, 42-10
11/23	@ Massachusetts	W, 56-24
11/30	@ San Diego State	L, 3-13
12/24	Hawaii (B)	L, 34-38

**2020** Record: 11-1 Independent  
Coach: Kalani Sitake

DATE	OPPONENT	RESULT
9/7	at Navy	W, 55-3
9/26	Troy	W, 48-7
10/2	Louisiana Tech	W, 45-14
10/10	UTSA	W, 27-20
10/16	at Houston	W, 43-26
10/24	Texas State	W, 52-14
10/31	Western Kentucky	W, 41-10
11/6	at Boise State	W, 51-17
11/21	North Alabama	W, 66-14
12/5	Coastal Carolina	L, 17-22
12/12	San Diego State	W, 28-14
12/22	UCF (B)	W, 49-23

**2021** Record: 10-3 Independent  
Coach: Kalani Sitake

DATE	OPPONENT	RESULT
9/4	^vs. Arizona	W, 24-16
9/11	Utah	W, 26-17
9/18	Arizona State	W, 27-17
9/25	South Florida	W, 35-27
10/1	at Utah State	W, 34-20
10/9	Boise State (H)	L, 17-26
10/16	at Baylor	L, 24-38
10/23	at Washington St.	W, 21-19
10/30	Virginia	W, 66-49
11/6	Idaho State	W, 59-14
11/20	at Ga. Southern	W, 34-17
11/27	at USC	W, 35-31
12/18	vs. UAB (B)	L, 28-31

**2022** Record: 8-5 Independent  
Coach: Kalani Sitake

DATE	OPPONENT	RESULT
9/3	at USF	W, 50-21
9/10	No. 9 Baylor	W, 26-20 OT
9/17	at No. 25 Oregon	L, 20-41
9/24	Wyoming	W, 38-24
9/29	Utah State	W, 38-26
10/8	^vs. Notre Dame	L, 20-28
10/15	Arkansas (H)	L, 35-52
10/22	at Liberty	L, 14-41
10/28	East Carolina	L, 24-27
11/5	at Boise State	W, 31-28
11/19	Utah Tech	W, 52-26
11/26	at Stanford	W, 35-26
12/17	^SMU (B)	W, 24-23

^neutral, (H) Homecoming, (B) bowl game

### 1984 NATIONAL CHAMPIONS

One of only 42 different teams to win a national title. BYU is No. 36 all-time with 266 weeks in the AP Poll and one of only 35 teams to be ranked No. 1 for at least four weeks.

### 84 ALL-AMERICANS

BYU has had 84 players earn All-America honors in its history.

### 36 ACADEMIC ALL-AMERICANS

Since 1965, 30 Academic All-Americans have earned 36 citations.

### 40 BOWL GAMES

Tied for No. 20 in FBS Division I history

### 23 CONFERENCE TITLES

No. 15 in FBS Division I history

### NATIONAL RANKINGS

Since earning its first national ranking in 1974, BYU has earned a place in the Top 25 during 35 of the last 46 seasons. The Cougars have been ranked in the final polls 20 times.

### 14 CONSENSUS ALL-AMERICANS

Tied for No. 44 in FBS Division I

### 7 COLLEGE FOOTBALL HALL OF FAMERS

LaVell Edwards	Head Coach
Gifford Nielsen	Quarterback
Marc Wilson	Quarterback
Jim McMahon	Quarterback
Steve Young	Quarterback
Gordon Hudson	Tight end
Ty Detmer	Quarterback

### MAJOR NATIONAL AWARDS

BYU and Penn State are the only schools to have a national championship, Heisman, Sammy Baugh, Davey O'Brien, Outland, Doak Walker and Maxwell Award winners.

### 7 SAMMY BAUGH TROPHIES

More Sammy Baugh Trophies than any other school. No one else has more than four.

### 4 DAVEY O'BRIEN AWARDS

Ty Detmer is one of only four players to win the award twice (1990, 91)

### 2 OUTLAND TROPHIES

BYU won on both sides of the ball with Jason Buck (DL) and Mo Elewonibi (OL).

### 1 HEISMAN TROPHY

One of only 37 schools to win. Detmer is the last player from a non-P5 to win the award.

### 1 DOAK WALKER AWARD

In 2001, Luke Staley led the nation in YPC (8.1), scoring (15.5) and total touchdowns (28).

### 1 MAXWELL AWARD

Detmer won the Heisman and Davey O'Brien the same year (1990).



	FINISH	RANK (HIGH)	TOTAL OFF	PASS OFF	RUSH OFF	SCORE OFF	TOTAL DEF	RUSH DEF	PASS DEF	SCORE DEF
1972	7-4	Unranked	361.5	151.4	210.2	22.8	348.9	195.1	153.8	20.6
WAC	T-2nd		4th	4th		3rd	2nd	2nd	4th	1st
NCAA										
1973	5-6	Unranked	437.4	266.4	171.0	30.4	340.8	165.2	175.6	22.5
WAC	T-4th		2nd	1st		3rd	2nd	2nd	5th	3rd
NCAA			8th	2nd		13th				
1974	7-4-1	Unranked	338.5	210.4	210.4	26.9	261.6	111.5	150.2	16.6
WAC	1st		4th	2nd		1st	1st	1st	4th	3rd
NCAA		(15th)		7th				3rd		
1975	6-5	Unranked	356.4	177.6	178.8	22.2	331.7	182.7	149.0	20.7
WAC	T-4th		4th	4th		4th	3rd	2nd	5th	4th
NCAA										
1976	9-3	Unranked	424.4	307.8	116.5	31.9	322.2	154.7	167.0	16.5
WAC	T-1st		1st	1st		1st	2nd	2nd	5th	1st
NCAA		(17th)	6th	1st		8th		24th		
1977	9-2	20th AP	470.2	341.6	128.5	39.4	333.6	160.9	172.8	15.0
WAC	T-1st	16th UPI	1st	1st		1st		3rd	4th	2nd
NCAA		(12th)	3rd	1st		2nd				
1978	9-4	Unranked	364.9	238.2	126.8	25.3	320.2	157.6	162.6	14.7
WAC	1st		5th	1st		2nd	3rd	2nd	6th	1st
NCAA				8th				37th		27th
1979	11-1	13th AP	521.4	368.3	153.1	40.6	277.7	155.0	122.6	11.4
WAC	1st	12th UPI	1st	1st		1st	1st	1st	1st	1st
NCAA		(9th)	1st	1st		1st	29th	37th	40th	12th
1980	12-1	12th AP	535.0	409.8	125.2	46.7	343.0	160.1	182.9	16.5
WAC	1st	11th UPI	1st	1st		1st	2nd	3rd	5th	1st
NCAA		(11th)	1st	1st		1st				
1981	11-2	13th AP	480.3	356.9	123.4	38.7	322.4	138.2	184.2	18.3
WAC	1st	11th UPI	1st	1st		1st	3rd	2nd	4th	2nd
NCAA		(8th)	3rd	1st		1st				
1982	8-4	Unranked	466.2	289.8	176.4	32.5	326.7	168.9	157.8	15.2
WAC	1st	(19th)	1st	1st		2nd	3rd	6th	1st	1st
NCAA			2nd	5th		7th		20th		16th
1983	11-1	7th AP	584.2	381.2	203.0	44.0	376.5	129.9	246.6	20.9
WAC	1st	7th UPI	1st	1st		1st	4th	2nd	9th	3rd
NCAA		(7th)	1st	1st		2nd		26th		50th
1984	13-0	1st AP	486.5	346.2	140.3	36.0	321.3	161.8	159.5	13.8
WAC	1st	1st UPI	1st	1st		1st	2nd	4th	1st	1st
NCAA		(1st)	1st	1st		2nd	32nd		27th	10th
1985	11-3	16th AP	500.2	354.5	145.7	33.5	297.9	124.6	173.3	13.5
WAC	1st	17th UPI	1st	1st		3rd	1st	2nd	1st	1st
NCAA		(7th)	1st	1st		7th	18th	19th	35th	12th
1986	8-5	Unranked	406.6	235.6	168.0	25.0	277.8	88.8	189.0	17.1
WAC	2nd	(9th)	4th	7th		4th	2nd	1st	2nd	1st
NCAA			19th	20th		39th	10th	6th	55th	24th
1987	9-4	Unranked	382.7	291.8	90.9	27.8	353.0	136.6	216.4	22.6
WAC	2nd		6th	5th		6th	4th	2nd	3rd	4th
NCAA			33rd	9th		22nd	51st	23rd	88th	55th
1988	9-4	Unranked	456.9	322.8	134.1	33.4	320.3	131.4	188.8	22.0
WAC	T-3rd	(18th)	3rd	2nd		5th	2nd	2nd	2nd	3rd
NCAA			13th	4th		13th	34th	23rd	55th	52nd
1989	10-3	22 AP	540.4	394.3	146.1	40.3	404.6	137.7	266.9	26.6
WAC	1st	18 UPI	1st	1st		1st	3rd	2nd	9th	3rd
NCAA		(15th)	2nd	2nd	63rd	4th	80th	36th	104th	74th
1990	10-3	22 AP	565.8	448.3	117.4	42.5	390.8	116.3	253.3	23.8
WAC	1st	17 UPI	1st	1st		1st	5th	2nd	1st	4th
NCAA		(4th)	2nd	2nd	88th	2nd	74th	20th	42nd	56th
1991	8-3-2	23rd AP	479.5	343.8	135.8	35.0	431.3	156.8	274.5	25.7
WAC	1st	23rd CNN	1st	1st		1st	6th	3rd	8th	4th
NCAA		(23rd)	5th	2nd	78th	11th	96th	53rd	92nd	74th
1992	8-5	Unranked	459.8	297.9	161.8	29.6	360.0	128.9	231.1	22.9
WAC	T-1st	Unranked	2nd	1st		4th	1st	1st	3rd	2nd
NCAA		(22nd)	7th	5th	51st	16th	60th	23rd	49th	58th
1993	6-6	Unranked	474.7	369.1	105.6	35.5	475.7	227.7	248.0	37.0
WAC	T-1st	(17th)	3rd	1st		2nd	10th	10th	7th	9th
NCAA			9th	2nd	96th	12th	104th	102nd	94th	103rd
1994	10-3	18th AP	457.4	312.9	144.5	29.5	383.6	121.4	262.2	24.5
WAC	T-2nd	10th CNN	2nd	1st		6th	6th	3rd	8th	5th
NCAA		(10th)	9th	3rd	68th	26th	71st	22nd	90th	61st
1995	7-4	Unranked	411.8	315.4	96.5	27.9	377	167.7	209.3	24.4
WAC	T-1st	(25th)	7th	1st		6th	4th	4th	4th	5th
NCAA			28th	5th	103rd	36th	62nd	62nd	61st	58th
1996	14-1	5th AP	478	295.9	182.1	40.8	316.6	124.6	192.0	18.7
WAC	1st	5th CNN	2nd	4th		1st	1st	1st	3rd	1st
NCAA		(5th)	6th	13th		5th	25th	27th	36th	25th





	FINISH	RANK (HIGH)	TOTAL OFF	PASS OFF	RUSH OFF	SCORE OFF	TOTAL DEF	RUSH DEF	PASS DEF	SCORE DEF
1997	6-5	Unranked	335.6	227.3	108.4	22.7	358.0	164.4	193.6	23.1
WAC	5th PD	(16th)	9th	2nd		9th	10th	10th	10th	7th
NCAA			73rd	39th	99th	68th	52nd	66th	72nd	50th
1998	9-5	Unranked	381.7	236.9	144.8	28.8	273.9	91.2	182.7	19.2
WAC	2nd		5th	1st		3rd	1st	1st	3rd	2nd
NCAA			44th	34th	65th	37th	5th	5th	21st	25th
1999	8-4	Unranked	425.6	324.3	101.4	30.2	307.8	102.5	205.3	20.9
MWC	T-1st	(12th)	1st	1st	8th	2nd	2nd	1st	5th	4th
NCAA			13th	8th	100th	28th	21st	14th	39th	32nd
2000	6-6	Unranked	374.0	274.6	100.2	23.3	345.0	121.7	223.3	25.8
MWC	T-3rd		4th	1st	7th	4th	4th	2nd	8th	7th
NCAA			55th	16th	99th	73rd	40th	30th	72th	66th
2001	12-2	25th AP	542.8	325.0	217.9	46.8	448.5	202.8	245.7	30.5
MWC	1st	24th ESPN	1st	1st	3rd	1st	6th	5th	7th	6th
NCAA		(7th)	1st	7th	13th	1st	102nd	95th	88th	85th
2002	5-7	Unranked	381.8	260.8	121.1	22.7	384.7	177.8	206.9	27.8
MWC	7th	(24th)	5th	3rd	6th	7th	5th	7th	3rd	5th
NCAA			50th	27th	88th	87th	69th	91st	48th	72nd
2003	4-8	Unranked	314.6	215.0	99.6	16.3	307.0	130.8	176.2	25.8
MWC	T-4th		7th	4th	7th	8th	2nd	3rd	2nd	7th
NCAA			102nd	64th	108th	109th	14th	33rd	8th	62nd
2004	5-6	Unranked	384.0	279.5	103.2	24.3	378.5	149.3	229.3	26.8
MWC	3rd		3rd	1st	8th	4th	5th	4th	8th	5th
NCAA			48th	12th	102nd	69th	59th	59th	78th	70th
2005	6-6	Unranked	462.4	310.1	152.3	33.0	417.1	147.8	269.3	29.2
MWC	T-2nd		2nd	1st	5th	2nd	7th	3rd	9th	5th
NCAA			13th	6th	51st	24th	91st	57th	104th	83rd
2006	11-2	16th AP	465.5	323.5	141.9	36.8	319.2	114.1	205.1	14.7
MWC	1st	15th USA Today	1st	1st	3rd	1st	3rd	4th	5th	2nd
NCAA		(15th)	4th	4th	53rd	5th	38th	31st	65th	10th
2007	11-2	14th AP	442.8	298.38	144.3	30.1	307.9	97.5	210.4	18.5
MWC	1st	14th USA Today	1st	1st	5th	1st	1st	1st	6th	2nd
NCAA		(14th)	25th	14th	67th	47th	10th	9th	32nd	9th
2008	10-3	25st AP	444.8	310.4	133.7	34.2	355.9	140.3	215.6	21.9
MWC	3rd	21st USA Today	1st	1st	7th	2nd	6th	5th	8th	3rd
NCAA		(7th)	16th	6th	72nd	20th	59th	60th	74th	39th
2009	11-2	12th AP	427.2	281.5	160.3	35.5	329.1	110.2	218.9	21.5
MWC	2nd	12th USA Today	2nd	1st	4th	2nd	4th	2nd	5th	4th
NCAA		(7th)	21st	17th	63rd	11th	28th	21st	63rd	29th
2010	7-6	Unranked	366.5	198.4	168.1	26.2	330.8	138.6	192.2	21.6
MWC	T-3rd	(25th)	5th	5th	3rd	5th	2nd	3rd	3rd	4th
NCAA			73rd	76th	42nd	70th	24th	45th	23rd	32nd
2011	10-3	25th USA Today	405.7	245.4	160.3	30.1	312.9	112.9	200.8	20.4
INDY		Unranked	2nd	2nd	4th	1st	1st	1st	2nd	32nd
NCAA		(25th)	41st	47th	56th	42nd	13th	19th	32nd	22nd
2012	8-5	Unranked	400.4	247.2	153.15	28.7	266.1	86.9	179.2	14.0
INDY		Unranked	3rd	1st	4th	1st	1st	1st	2nd	2nd
NCAA		(25th)	60th	50th	65th	65th	3rd	2nd	10th	3rd
2013	8-5	Unranked	493.7	226.3	267.3	30.2	378.8	159.9	218.9	22.1
INDY			1st	4th	3rd	2nd	2nd	1st	4th	1st
NCAA			14th	73rd	10th	55th	48th	57th	46th	22nd
2014	8-5	Unranked	460.5	278.7	181.8	37.1	391.5	121.8	269.7	27.5
INDY		(18th)	1st	2nd	3rd	1st	1st	1st	4th	2nd
NCAA			26th	26th	47th	14th	56th	20th	112th	71st
2015	9-4	Unranked	424.8	296.5	128.3	33.7	345.7	143.8	201.8	22.8
INDY		(19th)	2nd	1st	3rd	2nd	1st	1st	2nd	2nd
NCAA			49th	21st	111th	40th	23rd	34th	31st	34th
2016	9-4	RV	399.1	197.9	201.2	29.5	365.0	112.8	252.2	19.5
INDY		RV	3rd	3rd	2nd	3rd	2nd	1st	3rd	1st
NCAA			71st	96th	41st	62nd	34th	9th	96th	14th
2017	4-9	Unranked	325.2	194.6	130.5	17.1	372.8	147.6	225.2	24.7
INDY			4th	2nd	4th	4th	3rd	1st	5th	3rd
NCAA			118th	90th	105th	123rd	51st	44th	67th	46th
2018	7-6	Unranked	364.9	211.8	153.2	27.2	324.1	130.1	194.0	21.4
INDY		(20)	5th	4th	3rd	4th	2nd	2nd	2nd	3rd
NCAA			100th	85th	89th	78th	18th	27th	29th	24th
2019	7-6	Unranked	443.8	284.7	159.1	28.5	393.5	167.5	226.0	25.5
INDY		(20)	1st	2nd	3rd	3rd	3rd	3rd	5th	3rd
NCAA			28th	26th	68th	67th	68th	78th	65th	48th
2020	11-1	11	522.2	332.1	190.1	43.5	317.4	119.9	197.5	15.3
INDY		(8)	1st	1st	3rd	1st	2nd	2nd	3rd	2nd
NCAA			6th	8th	44th	3rd	10th	19th	22nd	4th
2021	10-3	19	452.6	264.1	188.5	33.1	388.2	156.3	231.9	24.7
INDY		(10)	1st	3rd	2nd	3rd	4th	4th	4th	4th
NCAA			17th	31st	37th	29th	74th	71st	72nd	51st
2022	8-5	Unranked	426.3	249.7	176.6	31.3	408.1	173.8	234.3	29.5
INDY		(12)	1st	1st	4th	2nd	7th	5th	7th	6th
NCAA			35th	48th	48th	43rd	93rd	97th	81st	96th

## 2023-24 BIG 12 BOWL SELECTION

### College Football Playoff (CFP) Selection Process

The CFP Selection Committee ranks the top 25 teams and selects the four teams to participate in the semifinal games. Then, after the contract bowls are filled based on conference agreements, the Committee will assign teams to fill the remaining New Year's bowls. Each conference champion from the contract bowls (ACC, Big 12, Big Ten, SEC & Pac 12) has a guaranteed spot in its contracted bowl or in another New Year's bowl (Peach, Fiesta or Cotton) if the contracted bowl is a semifinal game and the conference champion is not selected to participate in a semifinal game. The highest ranked champion from the Mountain West, American, Conference USA, Sun Belt or MAC is guaranteed a spot in a CFP bowl and the remaining spots are filled based on the rankings of teams after the contract bowls have been filled.

### COLLEGE FOOTBALL PLAYOFF/NY6 BOWLS (\*COLLEGE FOOTBALL PLAYOFF GAME)

Allstate Sugar\* - (Big 12 vs. SEC when Sugar is not a semifinal game)

Rose\* - (Pac 12 vs. Big Ten when Rose is not a semifinal game)

Capital One Orange - (ACC vs. highest ranked SEC/Big Ten non-champion or Notre Dame when Orange is not a semifinal game)

Goodyear Cotton

Vrbo Fiesta

Chick-fil-A Peach

CFP\* National Championship Game (Houston, Texas)

### BIG 12 CFP CONTRACT BOWL QUALIFIER

The Big 12 champion will earn the Conference's automatic berth for its CFP contract bowl slot.

### ADDITIONAL BIG 12 TEAMS IN THE CFP

If a Big 12 team(s) is rated in the top four of the CFP, it will play in one of the semifinals. This does not affect the Big 12 designee being placed in a CFP New Year's Bowl if it is not one of the top four teams. There is not a limit on the number of teams from one conference that can be placed in CFP bowls. Additional Big 12 teams may be selected for other CFP New Year's bowls based on their ranking in the final CFP Poll.

### BIG 12 BOWL PARTNERS

Once the CFP has filled its bowl slots, Big 12 bowl partners will make selections from the remaining Conference teams. Following is the order of selection. A bowl may pick from any available teams with .500 or better records when it reaches its spot in the selection order. After the placement of those teams, slots will be filled from among the pool of remaining teams.

Allstate Sugar

Valero Alamo

Pop-Tarts

TaxAct Texas

AutoZone Liberty

Guaranteed Rate

Radiance Technologies Independence Bowl

Lockheed Martin Armed Forces Bowl<sup>^</sup>/SERVPRO First Responder Bowl<sup>^</sup>

<sup>^</sup> Game is a "flex pick" for seventh selection after CFP.

### BOWL GAME

Radiance Technologies Independence Bowl

Lockheed Martin Armed Forces Bowl<sup>^</sup>

SERVPRO First Responder Bowl<sup>^</sup>

Guaranteed Rate Bowl

TaxAct Texas Bowl

Pop-Tarts Bowl

Valero Alamo

AutoZone Liberty Bowl

Goodyear Cotton Bowl Classic

Chick-fil-A Peach Bowl

Capital One Orange Bowl

Vrbo Fiesta Bowl

CFP Semifinal - Rose Bowl

CFP Semifinal - Allstate Sugar Bowl

CFP National Championship Presented by AT&T

### DATE / TIME (CT)

Dec. 16/8:15 p.m.

Dec. 23/2:30 p.m.

Dec. 26/4:30 p.m.

Dec. 26/8 p.m.

Dec. 27/8:00 p.m.

Dec. 28/4:45 p.m.

Dec. 28/8:15 p.m.

Dec. 29/2:30 p.m.

Dec. 29/7 p.m.

Dec. 30/11 a.m.

Dec. 30/3 p.m.

Jan. 1/Noon

Jan. 1/4:00 p.m.

Jan. 1 /7:45 p.m.

Jan. 8/6:30 p.m.

### SITE

Shreveport, La.

Fort Worth, Texas

Dallas, Texas

Phoenix, Ariz.

Houston, Texas

Orlando, Fla.

San Antonio, Texas

Memphis, Tenn.

Arlington, Texas

Atlanta, Ga.

Miami Gardens, Fla.

Glendale, Ariz.

Pasadena, Calif.

New Orleans, La.

Houston, Texas

### MATCHUP

Big 12 vs. Pac-12

Big 12 vs. AAC/C-USA

Big 12 vs. AAC/ ACC/C-USA

Big 12 vs. Big Ten

Big 12 vs. SEC

Big 12 vs. ACC

Big 12 vs. Pac-12

Big 12 vs. SEC

CFP

CFP

CFP

CFP

CFP - Big Ten vs. Pac-12

CFP - Big 12 vs. SEC

Semifinal Winners

### NETWORK

ESPN

ABC

ESPN

ESPN

ESPN

ESPN

ESPN

ESPN

ESPN

ESPN

ESPN

ESPN

ESPN

ESPN

ESPN

## BOWL HISTORY

BYU BOWL RESULTS					
YEAR	OPPONENT	CONFERENCE	BOWL	W/L	SCORE
1974	Oklahoma St.	Big Eight	Fiesta	L	16-6
1976	Oklahoma St.	Big Eight	Tangerine	L	49-21
1978	Navy	Independent	Holiday	L	23-16
1979	Indiana	Big 10	Holiday	L	38-37
1980	SMU	Southwest	Holiday	W	46-45
1981	Washington St.	Pac-10	Holiday	W	38-36
1982	Ohio State	Big 10	Holiday	L	47-17
1983	Missouri	Big Eight	Holiday	W	21-17
1984	Michigan	Big 10	Holiday	W	24-17
1985	Ohio State	Big 10	Citrus	L	10-7
1986	UCLA	Pac-10	Freedom	L	31-10
1987	Virginia	Atlantic Coast	All-American	L	22-16
1988	Colorado	Big Eight	Freedom	W	20-17
1989	Penn State	Independent	Holiday	L	50-39
1990	Texas A&M	Southwest	Holiday	L	65-14
1991	Iowa	Big 10	Holiday	T	13-13
1992	Kansas	Big Eight	Aloha	L	23-20
1993	Ohio State	Big 10	Holiday	L	28-21
1994	Oklahoma	Big Eight	Copper	W	31-6
1996	Kansas St.	Big 12	Cotton	W	19-15
1998	Tulane	C-USA	Liberty	L	41-27
1999	Marshall	Mid-American	Motor City	L	21-3
2001	Louisville	C-USA	Liberty	L	28-10
2005	California	Pac-10	Las Vegas	L	35-28
2006	Oregon	Pac-10	Las Vegas	W	38-8
2007	UCLA	Pac-10	Las Vegas	W	17-16
2008	Arizona	Pac-10	Las Vegas	L	21-31
2009	Oregon State	Pac-10	Las Vegas	W	44-20
2010	UTEP	C-USA	New Mexico	W	52-24
2011	Tulsa	C-USA	Armed Forces	W	24-21
2012	San Diego State	MWC	Poinsettia	W	23-6
2013	Washington	Pac-12	Fight Hunger	L	16-31
2014	Memphis	American	Miami Beach	L	48-55 2OT
2015	Utah	Pac-12	Las Vegas	L	35-28
2016	Wyoming	MWC	Poinsettia Bowl	W	24-21
2018	Western Michigan	MAC	Potato Bowl	W	49-18
2019	Hawai'i	MWC	Hawai'i Bowl	L	34-38
2020	UCF	American	Boca Raton Bowl	W	49-23
2021	UAB	C-USA	Independence Bowl	L	28-31
2022	SMU	American	New Mexico Bowl	W	24-23
					17-22-1



Linebacker Kyle Van Noy essentially took over for BYU in the 2012 Poinsettia Bowl, where he forced and recovered a fumble for the go-ahead touchdown and minutes later returned an interception for his second-defensive score of the 4th quarter en route to a 23-6 victory over SDSU at Qualcomm Stadium.



LaVell Edwards celebrates BYU's 19-15 Cotton Bowl victory over Kansas State in 1997. It has been the Cougars' only New Year's Day bowl game.



In one of the greatest bowls games in NCAA history, BYU overcame a 45-25 deficit with 4:07 left in the game to win 46-45 in the 1980 Holiday Bowl over SMU, nicknamed the "Miracle Bowl." With 4:07 remaining in the game, SMU scored to go ahead, 45-25. From there the Cougars connected on a TD pass, recovered an on-side kick, scored on a one-yard run by Scott Phillips, and blocked a punt. Finally, with three seconds left on the clock, Jim McMahon connected on a "Hail Mary" pass of 41 yards to Clay Brown.



Quarterback Steve Young caught the game-winning touchdown from running back Eddie Stinnett with under a minute to play vs. Missouri to win the 1983 Holiday Bowl 21-17.



Robbie Bosco led BYU to a 24-17 over Michigan to secure BYU's 1984 National Championship in the Holiday Bowl.

## BOWL HISTORY

<b>OSU</b>	0	7	3	6	16
<b>BYU</b>	6	0	0	0	6

**12.28.1974 • TEMPE, AZ • SUN DEVIL STADIUM • ATT: 50,878**

TEAM STATISTICS	OKLA. ST.	BYU
Rushes-Yards	55-147	36-120
Passing Yards	77	181
Passes	7-18-0	15-31-3

### SCORING:

BYU – Uselman 30-yard field goal  
 BYU – Uselman 43-yard field goal  
 OSU – Walker 12-yard run (Daigle kick)  
 OSU – Daigle 42-yard field goal  
 OSU – Bain 40-yard pass from Thompson (kick failed)

### GAME SUMMARY:

Competing in its first post-season bowl game ever, BYU played WAC host to the Oklahoma State Cowboys before a crowd of 50,878. The Cougars got off to a quick start with two field goals during the first quarter before All-WAC quarterback Gary Sheide suffered a dislocated shoulder right before the quarter ended. He was replaced by junior reserve Mark Giles. The Cowboys took the scoring lead during the second quarter with a touchdown run giving the Cowboys a 7-6 halftime advantage. A field goal from 32 yards out put OSU in front 10-6 at the end of the third quarter. With 1:14 remaining in the game, Oklahoma State scored a touchdown on a 40-yard halfback pass to complete the scoring. The Cougars out-gained Oklahoma State in total yardage, 301-224. Giles was 11 of 26 for 138 yards.

## 1978 HOLIDAY BOWL

<b>NAVY</b>	0	3	7	13	23
<b>BYU</b>	3	6	7	0	16

**12.22.1978 • SAN DIEGO, CA • SAN DIEGO STADIUM • ATT: 48,003**

TEAM STATISTICS	NAVY	BYU
Rushes-Yards	58-214	33-74
Passing Yards	138	181
Passes	8-14-1	16-34-2

### SCORING:

BYU – Johnson 33-yard field goal  
 NAVY – Tata 40-yard field goal  
 BYU – Chronister 10-yard pass McMahon (Johnson kick)  
 BYU – McMahon 2-yard run (Johnson kick)  
 NAVY – Tolbert 4-yard run (Tata kick)  
 NAVY – Tata 28-yard field goal  
 NAVY – McConkey 65-yard pass from Leszczynski (Tata kick)  
 NAVY – Tata 27-yard field goal

### GAME SUMMARY:

The inaugural Holiday Bowl pitted two teams with local drawing power, the Naval Academy and Brigham Young University. Despite chilly temperatures, the two teams engaged in a hard-hitting battle. Defense dominated the first two quarters. Brent Johnson put the Cougars on the scoreboard first with a 33-yard field goal with 8:26 left in the first quarter. Navy's Bob Tata boomed a 40-yard field goal to tie the score at 3-3. Jim McMahon sent the Cougars ahead with a 10-yard pass to Mike Chronister, but Johnson missed the PAT. McMahon ran another in from two yards out in the third period for a 16-3 BYU lead. Navy cut the lead to 16-10 after three quarters and then tied the game on two field goals in the fourth quarter, but it was a 65-yard pass to Phil McConkey that did the Cougars in. Some 52,500 witnessed the game in person. McConkey was named Best Offensive Player and BYU's Tom Enlow won Best Defensive Player honors. Navy finished the year at 9-3, BYU at 9-4.

## 1976 TANGERINE BOWL

<b>#14 OSU</b>	7	21	21	0	49
<b>BYU</b>	0	14	0	7	21

**12.18.1976 • ORLANDO, FL • CITRUS BOWL • ATT: 37,812**

TEAM STATISTICS	OKLA. ST.	BYU
Rushes-Yards	70-375	26-46
Passing Yards	27	209
Passes	2-10-0	23-34-4

### SCORING:

OSU – Dawson 36 pass interception (Daigle kick)  
 BYU – Christensen 1-yard run (Taylor kick)  
 OSU – Weatherbie 2-yard run (Daigle kick)  
 OSU – Miller 3-yard run (Daigle kick)  
 BYU – Thompson 27-yard pass from Nielson (Taylor kick)  
 OSU – Miller 78-yard run (Daigle kick)  
 BYU – Lowry 102-yard kickoff return (Taylor kick)  
 OSU – R. Turner 1-yard run (kick failed)  
 OSU – Miller 6-yard run (Lisle pass from Weatherbie)  
 OSU – Miller 1-yard run (Daigle kick)

### GAME SUMMARY:

Powerful Oklahoma State, sparked by All-American Terry Miller (173 yards rushing on 23 carries), used four pass interceptions and a fumble recovery to capture the 31st annual Tangerine Bowl. Defensively, the Cowboys yielded only 46 yards rushing. The Cougars, however, stayed close in the first half, which ended 28-14. Dave Lowry returned the second-half kickoff 102 yards (a Tangerine Bowl record) to move the Cougars to within seven at 28-21. From there, it was all Cowboys. Gifford Nielsen completed 23 of 34 passes for 209 yards and one touchdown, but the Cougars could only roll up 255 yards to Oklahoma State's 402. BYU entered the game with a 9-2 record, while Oklahoma State came in after tying for the Big 8 title. Later, the stadium was expanded and the name changed to the Florida Citrus Bowl.

## 1979 HOLIDAY BOWL

<b>INDIANA</b>	14	7	10	7	38
<b>#9 BYU</b>	14	3	17	3	37

**12.21.1979 • SAN DIEGO, CA • SAN DIEGO STADIUM • ATT: 52,200**

TEAM STATISTICS	INDIANA	BYU
Rushes-Yards	59-183	30-140
Passing Yards	171	380
Passes	11-30-1	28-43-3

### SCORING:

BYU – Lane 1-yard run (Johnson kick)  
 IND – Stephenson 38-yard pass from Clifford (Kellog kick)  
 IND – Clifford 1-yard run (Kellog kick)  
 BYU – Wilson 3-yard run (Johnson kick)  
 BYU – Johnson 40-yard field goal  
 IND – Clifford 1-yard run (Kellog kick)  
 BYU – Jones 13-yard pass from Wilson (Johnson kick)  
 IND – Harkrader 1-yard run (Kellog kick)  
 IND – Kellog 26-yard field goal  
 BYU – Johnson 29-yard field goal  
 BYU – Lane 15-yard pass from Wilson (Johnson kick)  
 BYU – Johnson 28-yard field goal  
 IND – Wilbur 62-yard punt return (Kellog kick)

### GAME SUMMARY:

At 11-0, the Cougars were one of the few undefeated, untied teams in the nation and entered the bowl game ranked No. 9 national ranking in the UPI and AP polls. The opportunistic Hoosiers played the Cougars tough, holding a 21-17 lead at the half. BYU jumped ahead in the third quarter, 24-21, on a 13-yard pass from All-American Marc Wilson to Homer Jones. After a back and forth third quarter, Indiana's Tim Wilbur returned a punt 62 yards to give the Hoosiers the lead 38-37 midway through the fourth. With 2:06 remaining in the game, BYU moved the ball 69 yards to the Indiana 10. Then, with 11 seconds left, Brent Johnson missed a 27-yard field goal that would have won the game. Wilson was voted the MVP on offense (28 of 43 for 380 yards) Clay Brown caught nine passes for 142 yards.

## BOWL HISTORY

### 1980 HOLIDAY BOWL

#14 BYU	7	6	6	27	46
#19 SMU	19	10	9	7	45

12.19.1980 • SAN DIEGO, CA • JACK MURPHY STADIUM • ATT: 50,200

#### TEAM STATISTICS

	SMU	BYU
Rushes-Yards	66-393	24-(-2)
Passing Yards	53	446
Passes	6-11-0	32-49-1

#### SCORING:

SMU – Dickerson 15-yard run (Garcia kick)  
 SMU – James 45-yard run (Garcia kick)  
 SMU – Safety  
 SMU – Garcia 42-yard field goal  
 BYU – Brown 64-yard pass from McMahon (Gunther kick)  
 SMU – James 3-yard pass from McIlhenny (Garcia kick)  
 SMU – Garcia 44-yard field goal  
 BYU – Sikahema 83-yard punt return (pass failed)  
 SMU – Dickerson 1-yard run (pass failed)  
 BYU – Brown 13-yard pass from McMahon (pass failed)  
 SMU – Garcia 42-yard field goal  
 BYU – Phillips 1-yard run (pass failed)  
 SMU – James 42-yard run (Garcia kick)  
 BYU – Braga 15-yard pass from McMahon (Pass failed)  
 BYU – Phillips 1-yard run (pass to Phillips)  
 BYU – Brown 41-yard pass from McMahon (Gunther kick)

#### GAME SUMMARY:

One observer said the 1980 Holiday Bowl was actually two ball games--a contest which lasted most of four quarters and another of four minutes duration. SMU controlled the "first game," leaving the Cougars behind 20 points with only minutes remaining. Unfortunately, many fans either turned off their TV sets or left the stadium in San Diego before the "second game" began. In the final four minutes, BYU surged to a stunning 46-45 win. For 56 minutes the Mustangs taught the Cougars a lesson in running the football. The Mustangs' two great running backs, Craig James and Eric Dickerson, rushed for a combined total of 335 yards. With 4:07 remaining in the game, SMU scored to go ahead, 45-25. From there the Cougars connected on a TD pass, recovered an on-side kick, scored on a one-yard run by Scott Phillips and blocked a punt. Finally, with three seconds left on the clock, Jim McMahon connected on a "Hail Mary" pass of 41 yards to Clay Brown. With the score tied, Kurt Gunther kicked the extra point to send BYU fans streaming onto the field. McMahon was 32 of 49 passes for 446 yards. It may have been the most exciting bowl game ever, with the Cougars getting 21 points in the final 2:33. Ironically, four passes on conversion attempts had failed before McMahon hit Phillips after the next-to-last touchdown to cut a 45-31 deficit to 45-39 and put the Cougars in a position to win the game with one more score. The 50-yard drive was set up when Todd Shell recovered a Brent Johnson on-side-kick at midfield. SMU got the ball back with 1:57 but had to punt. The kick was blocked by defensive back Bill Schoepflin and recovered by the SMU punter, Eric Kaifes, with 13 seconds left. McMahon threw one incomplete pass intended for Brown and another for Lloyd Jones before unleashing the famous pass to Brown in the end zone with no time left on the clock.



Jim McMahon connected with Clay Brown on a 41-yard TD pass with three seconds left on the clock to complete one of the greatest comebacks in NCAA bowl history as BYU defeated SMU 46-45 in the 1980 Holiday Bowl.

### 1981 HOLIDAY BOWL

#14 BYU	7	17	7	7	38
WASHINGTON ST.	0	7	21	8	36

12.18.1981 • SAN DIEGO, CA • JACK MURPHY STADIUM • ATT: 52,419

#### TEAM STATISTICS

	WASH ST.	BYU
Rushes-Yards	53-245	32-69
Passing Yards	106	368
Passes	8-25-2	28-44-0

#### SCORING:

BYU – Plater 35-yd pass fr. McMahon (Gunther kick)  
 BYU – Hudson 7-yd pass fr. McMahon (Gunther kick)  
 WSU – Turner 2-yd run (Leland kick)  
 BYU – Gunther 20-yd field goal  
 BYU – Hamilton 1-yd run (Gunther kick)  
 BYU – Holmoe 35-yd interception return (Gunther kick)  
 WSU – Lavomme 18-yd run (Beech pass)  
 WSU – Williams 5-yd run (pass failed)  
 WSU – Turner 13-yd run (Leland kick)  
 BYU – Pettis 11-yd pass fr. McMahon (Gunther kick)  
 WSU – Martin 1-yd run (Turner run)

#### GAME SUMMARY:

BYU held a 24-7 lead at halftime, then pushed the score to 31-7 when Tom Holmoe intercepted a pass and returned it 35 yards to give the WAC champions a comfortable edge. With 59 seconds left in the third quarter, Washington State scored to make it 31-28. But Jim McMahon took over moving BYU 82 yards for a score to stretch the lead to 38-28. McMahon was 27 of 43 with no interceptions and three touchdowns. Tight end Gordon Hudson collected seven catches for 126 yards and a touchdown. Dan Plater also caught a touchdown pass and Waymon Hamilton scored on the ground. Washington State quarterbacks Clete Casper and Ricky Turner completed only eight passes for 106 yards but Turner had 82 yards rushing while Don LaBomme had 79.

### 1982 HOLIDAY BOWL

#17 OHIO ST	3	14	17	13	47
BYU	0	10	0	7	17

12.17.1982 • SAN DIEGO, CA • JACK MURPHY STADIUM • ATT: 52,533

#### TEAM STATISTICS

	OHIO STATE	BYU
Rushes-Yards	66-329	18-60
Passing Yards	132	352
Passes	11-19-0	28-46-1

#### SCORING:

OSU – Spangler 47-yard field goal  
 BYU – Balholm 7-yard pass from Young (Gunther kick)  
 OSU – Spencer 61-yard run (Spangler kick)  
 OSU – Tomzak 3-yard run (Spangler kick)  
 BYU – Gunther 39-yard field goal  
 OSU – Broadnax 1-yard run (Spangler kick)  
 OSU – Spencer 18-yard run (Spangler kick)  
 OSU – Spangler 37-yard field goal  
 OSU – Gayle 1-yard run (Spangler kick)  
 BYU – Hudson 13-yard pass from Young (Gunther kick)  
 OSU – Gayle 5-yard run (kick failed)

#### GAME SUMMARY:

The Cougars had their two-game Holiday Bowl win streak snapped by Ohio State, 47-17. BYU's bubble burst at the outset of the third quarter, when the Buckeyes reeled off 17 unanswered points. Tim Spencer blew through the Cougar defense for 167 yards, including a record-setting 61-yard touchdown run in the second quarter that put Ohio State up, 10-7. Steve Young completed 27 of 45 passes for 341 yards. The Cougars turned the ball over three times inside the 30 and saw the Buckeyes convert each turnover into a score. The Cougars took the lead early in the second quarter with a seven-yard strike to Neil Balholm. But Spencer's long gallop and a blocked punt put the Buckeyes up, 17-10, at halftime. Big fullback Vaughn Broadnax scored on the opening drive of the second half, and on the next play, Young was intercepted and Spencer ran 18 yards to put Ohio State in control for good. BYU's only other score came midway through the fourth quarter when Gordon Hudson caught a 13-yard pass. Ten different Cougars caught passes, led by Hudson with seven receptions for 81 yards and Balholm with 58 yards receiving.

## BOWL HISTORY

### 1983 HOLIDAY BOWL

#9 BYU	0	7	7	7	21
MISSOURI	7	3	0	7	17

12.23.1983 • SAN DIEGO, CA • JACK MURPHY STADIUM • ATT: 51,480

#### TEAM STATISTICS

	MISSOURI	BYU
Rushes-Yards	64-252	25-42
Passing Yards	86	328
Passes	7-16-2	25-37-3

#### SCORING:

MO – Drain 2-yard run (Burditt kick)  
 BYU – Young 10-yard run (Johnson kick)  
 MO – Burditt 37-yard field goal  
 BYU – Stinnett 33-yard pass from Young (Johnson kick)  
 MO – Drain 2-yard run (Burditt kick)  
 BYU – Young 14-yard pass from Stinnett (Johnson kick)

#### GAME SUMMARY:

Yet another chapter was added to the saga of impossible, thrilling Holiday Bowl finishes when BYU defeated Missouri, 21-17. The game was billed as a classic matchup between Missouri's stubborn defense and BYU's explosive offense, led by quarterback Steve Young. Missouri held BYU to just 167 yards and seven points in the first half, while BYU's defense allowed the Tigers only 157 yards and 10 points. Missouri got its first-half points on a two-yard run by Eric Drain and a 37-yard field goal by Brad Burditt. BYU's touchdown came on a 10-yard quarterback draw by Young. In the second half, Young hit Eddie Stinnett with a 33-yard touchdown pass. Missouri came right back with another two-yard plunge by Drain. A valiant goal-line stand by BYU gave the Cougars the ball on the six-yard-line with 3:57 left in the game. Led by Young, the Cougars moved down the field to the Missouri 15 with under a minute to play. On first-and-10 at the Tigers' 15, Young handed to Stinnett, who faked a sweep right and threw back across the field to Young. The Stinnett pass barely cleared the outstretched hands of Missouri's Bobby Bell allowing Young to gather it in and scramble 15 yards to the end zone. The PAT gave BYU a 21-17 lead with 23 seconds left. Kyle Morrell intercepted a Missouri desperation pass at the BYU two-yard line and returned it to the 17 to seal the win.

### 1985 CITRUS BOWL

#17 OHIO ST	0	3	7	0	10
#9 BYU	0	7	0	0	7

12.28.1985 • ORLANDO, FL • CITRUS BOWL • ATT: 50,920

#### TEAM STATISTICS

	OHIO STATE	BYU
Rushes-Yards	42-133	22-88
Passing Yards	196	261
Passes	19-36-0	26-50-4

#### SCORING:

OSU – Spangler 47-yard field goal  
 BYU – Miles 38 yard pass from Bosco (Webster kick)  
 OSU – Kolic 14 pass interception (Spangler kick)

#### GAME SUMMARY:

In what promised to be an offensive showdown between pass-happy BYU (11-2) and rough and tumble Ohio State (8-3), two of the nation's top defenses took center stage. In fact, the game's only touchdowns were produced by a noseguard on an interception and a reserve wide receiver on a broken play. Buckeye kicker Rich Spangler tallied the first points of the game with a 47-yard field goal early in the second quarter to give Ohio State a 3-0 lead. BYU attempted to answer with a long drive of its own, only to come away empty after Vai Sikahema fumbled on an apparent touchdown plunge. Before the first half ended, quarterback Robbie Bosco rolled left, whirled right and found wide receiver David Miles on a 38-yard strike to give the Cougars a 7-3 halftime lead. In the second half, Ohio State noseguard Larry Kolic intercepted Bosco and took it in for a touchdown to give the Buckeyes a 10-7 lead. Leon White and Kyle Whittingham recovered fumbles but Kolic got another interception and Terry White intercepted two in the end zone to stop BYU threats—one with 3:38 to play and again with three seconds left. Ohio State was the benefactor of six Cougar turnovers, and the Buckeyes went home the victor. Mark Bellini had 89 yards receiving while Lakei Heimuli added 10 receptions for 77 yards.

### 1984 HOLIDAY BOWL

MICHIGAN	0	7	7	3	17
#1 BYU	0	10	0	14	24

12.21.1984 • SAN DIEGO, CA • JACK MURPHY STADIUM • ATT: 61,243

#### TEAM STATISTICS

	MICHIGAN	BYU
Rushes-Yards	49-120	27-112
Passing Yards	82	371
Passes	7-15-1	35-49-3

#### SCORING:

BYU – Smith 5-yard run (Johnson kick)  
 UM – Rogers 5-yard run (Bergeron kick)  
 BYU – Johnson 31-yard field goal  
 UM – Perryman 10-yard pass from Zurbrugg (Bergeron kick)  
 UM – Bergeron 32-yard field goal  
 BYU – Kozlowski 7-yard pass from Bosco (Johnson kick)  
 BYU – Smith 13-yard pass from Bosco (Johnson kick)

#### GAME SUMMARY:

Holiday Bowl VII lived up to all the glamour and excitement of the previous six bowls, plus it had a new dimension--national championship luster--thanks to BYU's undefeated, untied season and No. 1 ranking. The 24-17 Cougar victory marked the first time in years that a non-New Year's Day bowl game determined the national championship. The contest was played in typical Holiday Bowl fashion. After a scoreless first quarter in which Cougar quarterback Robbie Bosco was forced to the sideline with an injured knee and ankle, the game began to develop drama. BYU scored first with 8:37 left in the first half on a five-yard run by Kelly Smith. The touchdown was set up when a limping Bosco returned to the lineup and engineered an 80-yard drive. The Wolverines responded by putting together an 80-yard scoring drive of their own, culminating on Rick Rogers' five-yard touchdown run up the middle. The PAT tied the score at seven. The tie was short-lived however, as a 31-yard field goal by Lee Johnson with time running out in the first half gave BYU a 10-7 lead at the break. Midway through the third period, Michigan went on top for the first time at 14-10 on a 10-yard scoring strike from Bob Zurbrugg to Bob Perryman. The Wolverines added to their lead when Bob Bergeron nailed a 32-yard field goal to make the Michigan lead 17-10 with 14:14 to play. The Cougar offense then produced an 80-yard drive that culminated with a seven-yard Bosco-to-Glen Kozlowski touchdown pass to tie the game at 17 with 10:51 to go. Bosco's 13-yard scoring toss to Smith with 1:23 remaining made it 24-17. Two plays later Marv Allen intercepted a pass to clinch a 13-0 season and the 1984 national championship. David Mills finished with 11 catches for 103 yards receiving and Smith had 10 for 88. Lakei Heimuli led BYU with 82 yards rushing while Bob Perryman had 110 for Michigan.



LaVell Edwards addresses the media following the Cougars 24-17 victory over Michigan in the 1984 Holiday Bowl. The win clinched BYU's first-ever perfect season at 13-0 and extended its consecutive-game winning streak to 24-straight. A few weeks later BYU would be crowned national champions and Edwards named national coach of the year.



## 1986 FREEDOM BOWL

#15 UCLA	7	0	17	7	31
BYU	3	0	0	7	10

12.30.1986 • ANAHEIM, CA • ANAHEIM STADIUM • ATT: 55,422

### TEAM STATISTICS

	UCLA	BYU
Rushes-Yards	49-423	43-73
Passing Yards	95	221
Passes	8-21-1	25-43-3

### SCORING:

BYU – Chitty 32-yard field goal  
 UCLA – Green 3-yard run (Franeý kick)  
 UCLA – Green 1-yard run (Franeý kick)  
 UCLA – Franeý 49-yard field goal  
 UCLA – Green 79-yard run (Franeý kick)  
 UCLA – Dorrell 13-yard pass from Green (Franeý kick)  
 BYU – Hansen 3-yard run (Chitty kick)

### GAME SUMMARY:

Although BYU failed to win the WAC title, the Cougars kept alive an impressive streak of nine bowl appearances in a row by being invited to the third annual Freedom Bowl. There they met familiar foe UCLA. The two teams had met in 1985 when the Bruins came from behind to win a tough game in Provo, 27-24. The Freedom Bowl, however, proved different as UCLA outstanding running back Gaston Green broke open a close game in the third quarter and the Bruins went on to win 31-10. Green finished with 266 yards on 33 carries. The first half was all defense as the two teams punted nine times in the first 30 minutes. BYU struck first when linebacker Andy Katoa recovered a UCLA fumble at the Bruin 47 and Leonard Chitty put the Cougars ahead 3-0 with a 32-yard field goal. UCLA stormed ahead to stay with a 71-yard touchdown drive highlighted by a 49-yard run on a reverse by Bruin receiver Karl Dorrell. From then on, it was UCLA most of the way. Cougar quarterbacks Bob Jensen and Mike Young managed to pass for over 200 yards, but UCLA and Green did most of the damage. Costly injuries to standouts Mark Bellini and Katoa hindered the Cougar effort, but Outland Trophy winner Jason Buck turned in another strong effort.

## 1988 FREEDOM BOWL

BYU	7	0	7	6	20
COLORADO	7	7	0	3	17

12.29.1988 • ANAHEIM, CA • ANAHEIM STADIUM • ATT:35,941

### TEAM STATISTICS

	COLORADO	BYU
Rushes-Yards	60-273	42-152
Passing Yards	64	168
Passes	5-16-2	15-27-1

### SCORING:

COL – Bieniemy 1-yard run (Blottiaux kick)  
 BYU – Salido 19-yard pass from Covey (Chaffetz kick)  
 COL – Bieniemy 1-yard run (Blottiaux kick)  
 BYU – Cutler 14-yard pass from Detmer (Chaffetz kick)  
 COL – Blottiaux 19-yard field goal  
 BYU – Chaffetz 31-yard field goal  
 BYU – Chaffetz 35-yard field goal

### GAME SUMMARY:

A star was born in the fifth annual Freedom Bowl when Ty Detmer came off the bench to earn MVP honors while leading the Cougars to an upset victory over Colorado. Cool weather didn't hamper diminutive Eric Bieniemy, who rushed 33 times for 144 yards and two touchdowns. But his heroics couldn't offset Detmer's 11 for 17 and 129 yards in the second half. Scott Peterson made an interception to set up the game-winning field goal. It was an exciting contest for the 35,941 fans (49,694 tickets were sold) in attendance. A fumble at midfield led to the Buffaloes' first score, before Sean Covey found Mike Salido to tie the score. An interception in the end zone stopped a BYU drive early in the second quarter as the Cougars trailed at the half, 14-7. A Detmer to Chuck Cutler pass tied the game in the third quarter but Colorado took a 17-14 lead early in the final quarter. BYU then moved from its own four to the Buffalo 14 and tied the game with 4:11 left on a 31-yarder by Chaffetz. Three plays later, Peterson's interception and a 15-yard penalty put the ball at the Colorado 32. With 2:33 left, Chaffetz booted a 35-yarder for the victory. Halfback Matt Bellini carried eight times for 78 yards and caught four passes for 41 yards.

## 1987 ALL-AMERICAN BOWL

VIRGINIA	7	7	7	0	22
BYU	3	0	6	7	16

12.22.1987 • BIRMINGHAM, AL • LEGION FIELD • ATT: 37,000

### TEAM STATISTICS

	VIRGINIA	BYU
Rushes-Yards	3-187	26-95
Passing Yards	162	394
Passes	10-19-2	37-61-1

### SCORING:

BYU – Chitty 20-yard field goal  
 UVA – Secules 2-yd run (Inderlied kick)  
 UVA – Morgan 25-yd run (Inderlied kick)  
 BYU – Whittingham 8-yd run (pass failed)  
 UVA – Ford 22-yd pass from Secules (Wilson pass)  
 BYU – Whittingham 1-yd pass from Covey (Chitty kick)

### GAME SUMMARY:

The Cougars' 10th-consecutive bowl appearance included several records, but BYU lost 22-16 in its first-ever meeting with Virginia. Sean Covey attempted 61 passes, David Miles had 188 yards in receptions and Pat Thompson only punted once, but BYU fell short. Chitty, who set a season best for field goals (18) and consecutive PATs (29), missed from 51 and 47 yards as Virginia took a 14-3 lead into the intermission. BYU got to the Virginia two-yard-line midway through the third quarter only to have a fourth-down pass tipped away. Later, Freddie Whittingham scampered eight yards to cut the lead to 14-9 at the end of the third quarter. Virginia then went on a 76-yard drive to go ahead 22-9 with 11 minutes left. BYU answered with a one-yard TD pass to Whittingham with seven minutes remaining, but that was as close as the Cougars would get.

## 1989 HOLIDAY BOWL

#18 PENN ST.	3	9	17	21	50
#19 BYU	3	10	13	13	39

12.29.1989 • SAN DIEGO, CA • JACK MURPHY STADIUM • ATT: 61,113

### TEAM STATISTICS

	PENN STATE	BYU
Rushes-Yards	54-249	23-75
Passing Yards	215	576
Passes	11-21-14	2-59-2

### SCORING:

PSU – Tarasi 30-yard field goal  
 BYU – Chaffetz 20-yard field goal  
 PSU – Smith 24-yard pass from Sacca (kick failed)  
 BYU – Detmer 1-yard run (Chaffetz kick)  
 PSU – Tarasi 36-yard field goal  
 BYU – Chaffetz 22-yard field goal  
 PSU – Tarasi 51-yard field goal  
 PSU – Thompson 16-yard run (Tarasi kick)  
 BYU – Detmer 1-yard run (kick failed)  
 PSU – Thompson 14-yard run (Tarasi kick)  
 BYU – Boyce 12-yard pass from Detmer (Chaffetz kick)  
 PSU – Thomas 7-yard run (run failed)  
 PSU – Daniels 52-yard pass from Sacca (pass failed)  
 BYU – Whittingham 10-yard run (Chaffetz kick)  
 BYU – Nyberg 3-yard pass from Detmer (pass failed)  
 PSU – Collins 2-point conversion interception return  
 PSU – Brown 53 fumble return (kick)

### GAME SUMMARY:

Two unusual plays late in the game kept BYU from downing Penn State and offset 576 yards passing by Ty Detmer—the highest total ever in a bowl game. BYU trailed 41-26 with nine and a half minutes remaining and scored twice to cut the lead to 41-39 with 2:30 to play. The two-point conversion try to tie the game was intercepted in the end zone by Penn State linebacker Andre Collins and returned 102 yards for two points. Down 43-39, the Cougars forced the Lions to punt, giving BYU the ball on its own 12 with two minutes left. Passes to Brent Nyberg, Matt Bellini, Chris Smith and Andy Boyce moved the ball to the Penn State 38 with a minute left to play. Then, Penn State safety Gary Brown stripped the ball from Detmer at the Penn State 47 and raced 53 yards for the score. BYU finished the season ranked 18th in the UPI poll and 22nd in the others.



## 1990 HOLIDAY BOWL

<b>TEXAS A&amp;M</b>	14	23	7	21	65
<b>#13 BYU</b>	7	0	7	0	14

12.29.1990 • SAN DIEGO, CA • JACK MURPHY STADIUM • ATT: 61,441

### TEAM STATISTICS

	OKLA. ST.	BYU
Rushes-Yards	64-356	21(-12)
Passing Yards	324	197
Passes	16-18-0	15-32-1

### SCORING:

TAM – R. Wilson 1-yard run (Talbot kick)  
 BYU – C. Smith 8-yard pass from Detmer (kick)  
 TAM – D. Lewis 6-yard run (Talbot kick)  
 TAM – Richardson 6-yard run (kick)  
 TAM – Safety  
 TAM – Richardson 22 pass from D. Lewis (kick)  
 TAM – Garrett 6-yard pass from Richardson (Talbot kick)  
 BYU – Clark 1-yard pass from Evans (kick)  
 TAM – Richardson 27-yard run (kick)  
 TAM – D. Lewis 3-yard run (Talbot kick)  
 TAM – Paterson 14-yard pass from Pavlas (kick)  
 TAM – Krahl 9-yard pass from Pavlas (Talbot kick)

### GAME SUMMARY:

The Cougars entered the game beat up. Defensive backs Tony Crutchfield and Norm Dixon weren't able to suit up and Heisman Trophy winner Ty Detmer was playing with a slight separation in his non-throwing shoulder. The second-largest Holiday Bowl crowd ever (61,441) watched the Aggies march 80 yards in 13 plays to take a 7-0 lead. The Cougars tied the score on an eight-yard Detmer-to-Chris Smith touchdown pass, but after that, the game was all Texas A&M. The Aggies went on to score 23 points in the second quarter en route to a 37-7 halftime lead. With the game out of hand, the big story was William Thomas' crunching sack that separated Detmer's throwing shoulder and put him out of the game early in the third quarter. The Aggies continued to dominate by racking up nearly 200 yards rushing in the second half. Texas A&M's Richardson would go on to be named Offensive Player of the Game by piling up 344 yards in total offense. Thomas was named the top defensive player. BYU finished the season ranked 17th by UPI, 20th by CNN/USA Today and 22nd by AP. BYU had been as high as fourth prior to its first loss.

## 1991 HOLIDAY BOWL

<b>BYU</b>	0	6	0	7	13
<b>#7 IOWA</b>	6	7	0	0	13

12.30.1991 • SAN DIEGO, CA • JACK MURPHY STADIUM • ATT: 60,646

### TEAM STATISTICS

	IOWA	BYU
Rushes-Yards	33-125	33-80
Passing Yards	221	350
Passes	19-28-1	29-44-1

### SCORING:

Iowa – Saunders 13-yard run (kick failed)  
 Iowa – Saunders 5-yard run (Skillet kick)  
 BYU – Tuipulotu 9-yard pass from Detmer (kick failed)  
 BYU – Anderson 26-yard pass from Detmer (kick)

### GAME SUMMARY:

Ty Detmer turned in another great performance in his last appearance as a Cougar, passing for 350 yards and two touchdowns against a team that led the Big 10 in defense and sacks. Quarterback Matt Rodgers led 7th ranked Iowa on a 74-yard scoring march on the game's opening drive. The Hawkeyes also scored on another long drive in the second quarter. Down 13-0, BYU finally got things rolling when Detmer found fullback Peter Tuipulotu for a touchdown. The PAT failed and the halftime score was 13-6. BYU opened the fourth with an 87-yard drive that culminated with a Detmer-to-Tyler Anderson touchdown from 29 yards out. Earl Kauffman connected on the PAT to tie the score at 13. Each team threatened to score late in the fourth quarter. Iowa missed a 40-yard field goal with 4:19 left. On the game's final drive the Cougars moved inside the Iowa 20 with 33 seconds left to play, but Detmer's pass to tight end Byron Rex was tipped and picked off by Hawkeye safety Carlos James in the end zone to preserve the tie. BYU finished the season ranked 23rd in the AP and CNN/USA Today polls. Iowa was 10th in both polls.

## 1992 ALOHA BOWL

<b>KANSAS</b>	9	3	0	11	23
<b>BYU</b>	7	7	6	0	20

12.25.1992 • HONOLULU, HI • ALOHA STADIUM • ATT: 42,933

### TEAM STATISTICS

	KANSAS	BYU
Rushes-Yards	49-172	32-142
Passing Yards	200	262
Passes	12-24-0	15-31-1

### SCORING:

BYU – Heimuli 94-yard kickoff return (Lauder kick)  
 KU – Harris 74-yard pass from Gay (Eichloff kick)  
 KU – Safety, Stubblefield  
 BYU – Willis 29-yard run (Lauder kick)  
 KU – Eichloff 42-yard field goal  
 BYU – Sterling 10-yard pass from Young (pass failed)  
 KU – Hilleary 1-yard run (Hilleary run)  
 KU – Eichloff 48-yard field goal

### GAME SUMMARY:

Kansas kicker Dan Eichloff booted a 48-yard field goal with 2:57 left to play, giving the Jayhawks a victory over BYU, the WAC tri-champion. Tom Young, who completed 15 of 31 passes for 262 yards in his first varsity start, was named Most Valuable Player for BYU. Tackle Dana Stubblefield, who had three of the six sacks on Young, won the honor for Kansas. The Cougars took an early lead when Hema Heimuli took the opening kickoff 94 yards for a score. Kansas tied the game two plays later when wide receiver Matt Gay threw a 74-yard touchdown pass to tight end Rodney Harris. BYU took a 14-9 lead in the second quarter when Jamal Willis ran 29 yards for a score. Eichloff then cut the halftime score to 14-12 with a 42-yard field goal. But the kicking game would prove the downfall as the Cougars missed a 36-yard field goal in the first quarter as well as a 31-yarder and missed an extra point attempt in the third quarter. Young threw 10 yards to Otis Sterling for the only score of the third quarter. Kansas quarterback Chip Hilleary then tied the game by directing a 75-yard drive in a minute and a half, scoring the touchdown and then running for a two-point conversion.

## 1993 HOLIDAY BOWL

<b>OHIO STATE</b>	14	7	7	0	28
<b>BYU</b>	7	14	0	0	21

12.30.1993 • SAN DIEGO, CA • JACK MURPHY STADIUM • ATT: 52,108

### TEAM STATISTICS

	OHIO STATE	BYU
Rushes-Yards	56-330	26-50
Passing Yards	61	389
Passes	6-13-0	25-44-1

### SCORING:

OSU – Patillo 4-yard punt return  
 BYU – Willis 27-yard pass from Walsh (Herrick kick)  
 OSU – Harris 2-yard run (Williams kick)  
 OSU – Harris 2-yard run (Williams kick)  
 BYU – Lewis 8-yard pass from Walsh (Herrick kick)  
 BYU – Doman 27-yard pass from Walsh (Herrick kick)  
 OSU – Harris 1-yard run (Williams kick)

### GAME SUMMARY:

BYU had four downs and 32 seconds to tie or win the game from the OSU six-yard line, but four-straight John Walsh passes into the end zone fell to the ground and OSU slipped away with the win. BYU got to the Ohio State six, 14 and 22-yard lines in the second half without scoring. Meanwhile, Raymont Harris, OSU's senior halfback, battered the BYU defense all night long, scoring three touchdowns on his way to a record 235 yards rushing. Despite Harris' rushing, the Cougars managed to go into the halftime break tied at 21. Chad Lewis made a spectacular one-handed touchdown grab in the corner of the end zone to bail the Cougars out of a fourth-and-eight situation. After Harris' short touchdown run late in the third, BYU and OSU traded possessions until late into the fourth quarter. After forcing a rare Buckeye punt, BYU got the ball back on its own 42 with 43 seconds left. On first down, Walsh hooked up with senior co-captain Eric Drage who ran away from Buckeye defenders and advanced the ball 52 yards to the OSU six-yard line. Walsh had 389 yards and fullback Kalin Hall rushed for 42 yards on 11 carries. Tyler Anderson returned five kicks for 145 yards, including an exciting 45-yarder. Harris and Walsh shared MVP honors.



**1994 COPPER BOWL**

BYU	7	10	7	7	31
OKLAHOMA	0	0	0	6	6

**12.29.1994 • TUCSON, AZ • SUN DEVIL STADIUM • ATT: 45,122**

TEAM STATISTICS	OKLAHOMA	BYU
Rushes-Yards	33-72	33-71
Passing Yards	163	485
Passes	13-30-1	32-46-0

**SCORING:**

BYU – Doman 7-yard pass from Walsh (Lauder kick)  
BYU – Lauderdale 22-yard field goal  
BYU – Johnston 25-yard pass from Walsh (Lauder kick)  
BYU – Johnston 4-yard pass from Walsh (Lauder kick)  
OK – Moore 2-yard run (Kick failed)  
BYU – Doman 28-yard pass from Walsh (Lauder kick)

**GAME SUMMARY:**

BYU fans celebrated the New Year early as the Cougars dominated Oklahoma and ended its five-year winning drought in bowl games. Quarterback John Walsh and the offense clicked on all cylinders and the Cougars' defense was dominating throughout the ESPN telecast. Walsh threw a seven-yard TD pass to Bryce Doman in the first quarter and had a 25-yard pass to Mike Johnston in the second quarter. A four-yard scoring pass to Johnston in the third quarter and a 28-yard touchdown pass to Doman in the fourth quarter vaulted Walsh's stats to 454 yards and four touchdowns on 31 of 45 passes with no interceptions against the Sooner defense which had held national champion Nebraska to 13 points. BYU's defense was dominating as it held Oklahoma to just 72 yards rushing and 163 yards passing—most of those in the last quarter. The Sooners did not cross midfield until their ninth possession on the second-to-last play of the third quarter. Jamal Willis caught seven passes for 103 yards and was chosen Offensive Player of the Game. Walsh was named MVP in what would be his final game at BYU. BYU finished 10th in the CNN/USA Today poll and 18th in the Associated Press poll.

**1998 LIBERTY BOWL**

BYU	6	0	0	21	27
TULANE	10	10	14	7	41

**12.21.1998 • MEMPHIS, TN • LIBERTY BOWL MEMORIAL STADIUM • ATT: 52,192**

TEAM STATISTICS	TULANE	BYU
Rushes-Yards	41-252	25-54
Passing Yards	276	267
Passes	23-38-0	27-44-1

**SCORING:**

BYU – Horton 11-yard pass from Feterik (kick failed)  
TUL – Palazzo 31-yard field goal  
TUL – Jordan 79-yard interception return (Palazzo kick)  
TUL – King 3-yard run (Palazzo kick)  
TUL – Palazzo 23-yard field goal  
TUL – Cook 60-yard pass from King (Palazzo kick)  
TUL – Darte 13-yard pass from King (Palazzo kick)  
BYU – Cupp 3-yard run (Pochman kick)  
TUL – Converse 5-yard run (Palazzo kick)  
BYU – Cupp 18-yard pass from Feterik (Pochman kick)  
BYU – Mahe 3-yard run (Pochman kick)

**GAME SUMMARY:**

In BYU's first ever appearance at the Liberty Bowl, the Cougars ran into 10th-ranked Tulane that entered the New Year's Eve game with a perfect season record. The Cougars struck first on an 11-yard pass from Kevin Feterik to receiver Ben Horton. Tulane would score 20 unanswered points in the first half. With just 41 seconds remaining in the half, BYU looked to put an end to the Green Wave momentum, but came up short as Feterik was sacked by Phil Henderson for a 10-yard loss to end the half. Things didn't get much better for the Cougars in the second half, as Tulane scored its third touchdown of the game on the opening drive of the half. On its next possession, the Green Wave would strike again on a 13-yard pass from King to Jamaican Darte to give Tulane a 34-6 lead with just over seven minutes remaining in the third quarter. On its first drive of the final period, BYU scored for the first time since the 8:49 mark in the first half on an Aaron Cupp three-yard run. Trailing by 28 midway through the fourth quarter, BYU finally crossed the Tulane 20-yard line for the first time since the first half and went on to score 14 unanswered points before time expired.

**1996 COTTON BOWL**

#5 BYU	5	0	0	14	19
#14 KANSAS ST.	0	8	7	0	15

**1.1.1997 • DALLAS, TX • COTTON BOWL • ATT: 71,928**

TEAM STATISTICS	PENN STATE	BYU
Rushes-Yards	32-41	36-59
Passing Yards	233	291
Passes	14-28-2	21-36-1

**SCORING:**

BYU – Muirbrook safety  
BYU – Pochman 39-yard field goal  
KSU – Anderson 41-yard pass from Kavanagh (Lawrence run)  
KSU – Lockett 72-yard pass from Kavanagh (Rheem kick)  
BYU – Dye 32-yard pass from Sarkisian (Pochman kick)  
BYU – Kealaluhi 28-yard pass from Sarkisian (Pochman kick)

**GAME SUMMARY:**

BYU assumed the nation's longest winning streak with a come-from-behind 19-15 victory in the 61st annual Cotton Bowl. It was the first New Year's Day appearance for both 14th-ranked Kansas State and fifth-ranked BYU. More than 40,000 purple clad Kansas State supporters outnumbered the 15,000 Cougar patrons as 71,928 fans filled the Cotton Bowl. BYU got on the board first with a safety, then turned the ensuing punt into a field goal to lead 5-0 in the first quarter. The safety came when linebacker Shay Muirbrook, the game's defensive MVP, collected one of his six sacks. Kansas State took a half-time lead with a 41-yard "Hail Mary" pass and a successful two-point conversion with no time left on the clock. The Wildcats increased the lead to 15-5 in the third quarter when offensive co-MVP Kevin Lockett caught a 72-yard TD. Fueled by consecutive controversial interference no-calls, quarterback Steve Sarkisian engineered two fourth-quarter drives capped by touchdown passes of 32 yards to James Dye and 28 yards to K.O. Kealaluhi. Sarkisian, an offensive co-MVP, completed 21 passes to tie a Cotton Bowl record held by Roger Staubach of Navy. KSU drove the length of the field before Cougar cornerback Omar Morgan intercepted a Wildcat slant pass at the 12 yard line to secure the game.

**1999 MOTOR CITY BOWL**

BYU	3	0	0	0	3
MARSHALL	0	7	7	7	21

**12.27.1999 • DETROIT, MI • PONTIAC SILVERDOME • ATT: 52,449**

TEAM STATISTICS	MARSHALL	BYU
Rushes-Yards	31-147	30-(-16)
Passing Yards	207	220
Passes	17-28-1	16-29-2

**SCORING:**

BYU – Pochman 28-yard field goal  
MU – Chapman 30-yard pass  
Pennington (Malashevich kick)  
MU – Chapman 87-yard run (Malashevich kick)  
MU – Chapman 1-yard run (Malashevich kick)

**GAME SUMMARY:**

The Cougars scored first on a field goal by Owen Pochman with 1:58 remaining in the first quarter. That score was set up by a pair of 20-plus yard receptions by Donny Atuaia and Jonathan Pittman. In the second quarter, Marshall drove the ball down to the BYU five-yard line, but failed to convert as a 22-yard field goal attempt by Billy Malashevich missed wide to the right. On the Herd's next possession, Chad Pennington put Marshall on the board with a 30-yard touchdown pass to Doug Chapman. On BYU's ensuing drive, Feterik connected with Margin Hooks for a 67-yard pass play that took the Cougars all the way to the nine-yard line. However, the Cougars couldn't capitalize inside the red zone and Feterik suffered a collarbone injury off a blindside corner blitz. Pochman, who had connected on 18 of 25 attempts in the regular season, missed wide left on his field goal attempt. Feterik attempted to play in the second half, but left the game midway in the third quarter when freshman Bret Engemann took the QB controls. Just before the end of the third quarter, Marshall struck a big play when Chapman rushed 87 yards for a touchdown. To cap off his MVP performance, Chapman scored Marshall's final touchdown. The Cougars missed a final chance to score when Brian Gray had a clear path to the end zone, but dropped the potential interception.









## 2021 INDEPENDENCE BOWL

<b>UAB</b>	14	7	3	7	31
<b>BYU</b>	0	14	7	7	28

12.18.2021 • Shreveport, LA • Independence Stadium • ATT: 26,276

### TEAM STATISTICS

	BYU	UAB
Rushes-Yards	35-199	43-223
Passing Yards	195	189
Passes	15-23-0	19-23-1

### SCORING:

UAB	Prince, Gerrit 10 Yd PASS by Hopkins, Dylan (Quinn, Matt Good)
UAB	McBride, DeWayne 64 Yd RUSH (Quinn, Matt Good)
BYU	Allgeier, Tyler 1 Yd RUSH (Oldroyd, Jacob Good)
BYU	Nacua, Samson 2 Yd RUSH (Oldroyd, Jacob Good)
UAB	Prince, Gerrit 23 Yd PASS by Hopkins, Dylan (Quinn, Matt Good)
BYU	Allgeier, Tyler 62 Yd RUSH (Oldroyd, Jacob Good)
UAB	Quinn, Matt 38 Yd FIELD GOAL
BYU	Allgeier, Tyler 1 Yd RUSH (Oldroyd, Jacob Good)
UAB	Shropshire, Trea 14 Yd PASS by Hopkins, Dylan (Quinn, Matt Good)

### GAME SUMMARY:

SHREVEPORT, La. — No. 13 ranked BYU finished the 2021 season at 10-3 following a 31-28 loss to UAB in the Radiance Independence Bowl in Shreveport, Louisiana, Saturday.

The UAB Blazers (9-4) jumped out to an early 14-0 lead and despite the Cougars coming back, the Blazers got the last score of the game and forced a late turnover to win it.

All-American running back Tyler Allgeier led a Cougar comeback finished with 192 yards on 27 carries and three touchdowns. His season total of 1,601 rushing yards broke the BYU single-season rushing record, previously held by 2001 Doak Walker Award winner Luke Staley (1,582).

Quarterback Baylor Romney went 15 of 23 for 195 yards in the Cougar loss.

Linebackers Max Tooley and Ben Bywater led the Cougars defensively with 10 and nine tackles respectively. Tooley had six solo tackles and a pass breakup while Bywater tallied five solo tackles and two tackles-for-loss. Hayden Livingston collected his second interception of the year late in the third quarter to end a UAB drive. Tyler Batty added 2.5 sacks.

## 2022 NEW MEXICO BOWL

<b>SMU</b>	10	0	0	13	23
<b>BYU</b>	7	3	14	0	24

12.17.2022 • Albuquerque, NM • University Stadium • ATT: 22,209

### TEAM STATISTICS

	SMU	BYU
Rushes-Yards	50-171	42-209
Passing Yards	218	47
Passes	27-37-1	7-12-1

### SCORING:

SMU	C. Rogers 35-yard FIELD GOAL
BYU	S. Maiava-Peters 1-yard RUSH (J. Oldroyd GOOD)
SMU	R. Raniels Jr. 9-yard PASS by T. Mordecai (C. Rogers GOOD)
BYU	J. Oldroyd 31-yard FIELD GOAL
BYU	B. Bywater 76-yard INT by T. Mordecai (J. Oldroyd GOOD)
BYU	C. Brooks 22-yard RUSH (J. Oldroyd GOOD)
SMU	T. Lavine 3-yard RUSH (C. Rogers GOOD)
SMU	J. Kerley 12-yard PASS by T. Mordecai (T. Mordecai FAIL)

### GAME SUMMARY:

ALBUQUERQUE, N.M. — The BYU defense made the plays it needed to all night and sealed the Cougars' 24-23 win with a game-saving stop on a 2-point try from SMU from Jakob Robinson in the New Mexico Bowl at University Stadium on Saturday night.

While BYU scored two unanswered touchdowns to go up 24-10 in the third quarter, SMU came galloping back in the fourth with two touchdowns of its own. The second SMU score came as quarterback Tanner Mordecai found receiver Jordan Kerley for a 12-yard scoring strike with eight seconds to play.

Despite the Mustang comeback, the Cougar defense was faced with one more chance to stop SMU as Mustang head coach Rhett Lashlee elected to keep his offense on the field for a 2-point conversion attempt. After a duel of timeouts, SMU sent Mordecai on a quarterback keeper and right into the expectant clutches of Robinson.

The BYU defensive back's game-sealing stop helped the Cougars clinch an 8-5 record and finish the 2022 season on a four-game winning streak.

BYU's defense set the tone, holding the normally prolific SMU attack to 389 total yards with 171 on the ground and 218 through the air. Ben Bywater led the way for the Cougar defense with 11 tackles (four solo) and an interception returned for a touchdown, a 75-yard pick-six that flipped the game in BYU's favor to give them a third-quarter lead.

Pepe Tanuvasa pitched-in 10 tackles, Robinson a career-high nine and Kaleb Hayes eight. BYU also forced two sacks with one from John Nelson and one from Alden Tofa.

With quarterback Jaren Hall injured, third-year freshman Sol-Jay Maiava-Peters made his first-career collegiate start with at quarterback for the Cougars. The Hau'ula, Hawaii native, went 7-of-12 for 47 yards through the air with one interception while running for 96 yards on 14 carries and a touchdown.

The BYU offense rushed for 209 yards with Christopher Brooks carrying the ball 19 times for 88 yards and a rushing score. Hinckley Ropati was handed the ball five times and picked up 29 yards. Isaac Rex led BYU in receiving yards with a solo 27-yard grab.

BYU kicker Jake Oldroyd finished the night 3-for-3 on extra point attempts to go along with a 31-yard field goal make. With his performance on Saturday, Oldroyd has posted 338 points in his career to become BYU's all-time scoring leader.





Brown, Algernon 2013-16  
 Brown, Braden 2009-12  
 Brown, Clay 1978-80  
 Brown, Curtis 1958  
 Brown, Curtis 2002, 04-06  
 Brown, Jackson 2003  
 Brown, Javelle 2021  
 Brown, Manaia 2003-05  
 Brown, R.K. 1957-58  
 Brown, Reed 1976  
 Brown, Rhen 2010  
 Brown, Terence 2005, 09-11  
 Brown, Tyrone 1997-98  
 Brumfield, Scott 1991-92  
 Brundage, Dewey 1951-53  
 Bryant, Bill 1990-92  
 Bryant, Dan 1995  
 Bryson, Thomas 2010  
 Buchanan, Kayle 2004-07  
 Buchanan, Rob 1978-79  
 Buck, Jason 1985-86  
 Buckner, Robbie 2009-12  
 Bullock, Burt 1956, 58-59  
 Bunker, Carl 1962-63  
 Bunnell, Karl 1927-29  
 Bunnell, Merrill 1922-23  
 Burbidge, Jon 2001-04  
 Burningham, Rex 1982-83  
 Burr, Bruce 1950  
 Burr, Tom 1951  
 Burt, Riley 2015, 18  
 Busenbark, Don 1986-88  
 Bushman, Matt 2017-19  
 Bushore, Don 1946-49  
 Buswell, Blair 1981  
 Butler, Tony 1982  
 Buys, Joseph 1926-28  
 Bybee, Royce 1979-80  
 Bywater, Ben 2020-22

**CCC**  
 Cabulagan, Pat 1981-83  
 Cahoon, Ben 1996-97  
 Cahoon, Brad 1986-87  
 Caldwell, Paul 1955-58  
 Call, Dee 1942  
 Call, Ken 1967-68  
 Campbell, Jason 1995  
 Campora, Steve 1956  
 Campos, Dave 1977  
 Canada, Squally 2016-18  
 Cannon, Curt 1996-97  
 Carlile, Alan 1977  
 Carlson, Brent 2000-03  
 Carlson, Chuck 1974-76  
 Carlson, Clark 1973-75  
 Carlson, Kent 1986  
 Carlson, Steve 1979-80  
 Carr, Larry 1972-74  
 Carter, Nate 2014-15  
 Carter, Virgil 1964-66  
 Carter, Ross 1952  
 Chadwick, Dave 1948-49, 52  
 Chaffetz, Jason 1988-89  
 Chamberlain, Garth 1939-41  
 Chamberlain, Royal 1922  
 Chamberlain, Royal 1992-93  
 Chambers, Austin 2017, 19  
 Chambers, O'Neill 2008-09  
 Charlton, Scott 1989-91  
 Chatterton, Marc 1942  
 Chatterton, Marcell 1946  
 Chipman, Dee 1939-41  
 Chitty, Leonard 1986-87  
 Chow, Warren 1987

Christensen, Brady 2018-20  
 Christensen, Caleb 2020-21  
 Christensen, David 2000, 02-03  
 Christensen, Jack 1936-38  
 Christensen, John 1990-91  
 Christensen, Quinn 2002-03  
 Christensen, Rex 1937  
 Christensen, Steve 1968  
 Christensen, Steve 1992-93  
 Christensen, Toby 2000-03  
 Christensen, Todd 1974-77  
 Christiansen, Brian 2002  
 Christianson, Frank 1992-93  
 Christley, Milan 1957-59  
 Christopoulos, Tony 1949  
 Chronister, Mike 1976-78  
 Clark, Brad 1989-92  
 Clark, Glen 1946-49  
 Clark, Jayson 2006  
 Clark, Tim 1986-88  
 Clark, Tom 1956-57  
 Clarke, Willard 1925-26  
 Clawson, Coleby 2008-09  
 Clements, Steve 1992-94  
 Close, Calvin 1977, 80-81  
 Clove, Alvie 1949-50  
 Coats, Daniel 2003-06  
 Cobabe, John 1954  
 Coggins, Deven 1988-89  
 Cole, Tom 1958-59  
 Collie, Austin 2004, 07-08  
 Collie, Dylan 2018  
 Collie, Scott 1979-82  
 Collie, Zac 2004-06  
 Coloma, Jason 1976-78  
 Colson, Terry 1965-67  
 Colvin, Reed 1927  
 Condie, Brandon 1996-97  
 Condie, Howard 1957  
 Condie, Vernon 1931-33  
 Connors, Chris 1990-91  
 Conrad, Mike 1961-63  
 Cook, Ben 1995-97  
 Cook, Cory 1993-94  
 Cook, Jamie 1994-95  
 Cook, Jerry 1965-67  
 Cook, Wayne 1934-35  
 Coon, Dave 1970-71, 73  
 Coon, Doug 1972  
 Cooper, Brett 2003-06  
 Cooper, George 1930  
 Cooper, Jason 1993-95  
 Corbett, Don 1924-27  
 Corbett, George 1927  
 Corchnoy, Barry 1962-64  
 Corless, Albert 1927  
 Corley, Stacey 1988-90  
 Corson, Steve 1977  
 Coper, Brayden 2020, 22  
 Covey, Sean 1987-89  
 Cowart, Jeff 2000-02  
 Cox, Matt 1995-97  
 Crandall, Ray 1971  
 Crane, Reed 1935-36  
 Crichton, Tui 2009, 12-13  
 Criddle, Ben 2006-07  
 Criddle, Matthew 2018-22  
 Criddle, Jesse 1950  
 Critchlow, Joe 2017, 19  
 Crittenden, Jim 1954-55  
 Crompton, Craig 1970-72  
 Crowe, Chris 1974-75  
 Crutchfield, Tony 1988-91  
 Cunningham, Harold 1951-52  
 Cupp, Aaron 1995-98

Cutler, Chuck 1986-88  
 Cutler, Dallin 2011  
  
**DDD**  
 Dabney, Jaron 1997, 99  
 Dalebout, Paul 1956  
 Dalley, Alvin 1947-49  
 Daly, Ron 1949-50  
 Damuni, Jack 1993-94  
 Dangerfield, Steve 1960  
 Daniel, Robertson 2013-14  
 Darling, Dick 1960-62  
 Dastrup, Andy 1928-30  
 Davis, Akile 2015, 17-18  
 Davis, Bill 1978-80  
 Davis, Bob 1987-89  
 Davis, Kirk 1987-88  
 Davis, Michael 2013-16  
 Davis, Miles 2020, 22  
 Davis, Rob 1997-98  
 Davis, Russ 1978  
 Dawe, Parker 2015-16  
 Dawe, Zac 2018-20  
 Dawson, Ted 87-88, 92-93  
 Dean, Logan 2002  
 Deavitt, Willard 1939  
 Decker, Merle 1946  
 DeCoite, Dan 1999  
 Deeds, Keith 1947-49  
 Deeds, Scotty 1946-47  
 Denney, Brett 2006-09  
 Denney, John 2002-04  
 Denney, Ryan 1998-01  
 Dennis, Lonnie 1957-59  
 Denney, Craig 1971-73  
 DeSantis, Steve 1990  
 Detmer, Ty 1988-91  
 Dewey, Steve 1974-76  
 Dignan, Tom 1974-75  
 Dimick, Bob 1949-50  
 Di Luigi, JJ 2008-11  
 DiPadova, Nick 2002  
 Dixon, Sanky 1926-28  
 Dixon, Donald Jr. 1955-57  
 Dixon, Buck 1922-25  
 Dixon, Norm 1988-90  
 Dixon, Owen 1939-41, 46  
 Dixon, Rick 1967-69  
 Doerr, Dick 1949  
 Doman, Brandon 1998-01  
 Doman, Bryce 1988, 92-94  
 Doman, Cliff 1996-99  
 Doman, Dennis 1970-71  
 Doman, DJ 2013-14  
 Doman, Kevin 1985-86  
 Doman, Shawn 2006-09  
 Doney, Darrell 1950-52  
 Dow, Mac 1936  
 Dowell, John 1976  
 Drage, Eric 1990-93  
 Duerden, Verle 1949  
 Dugger, Jerry 1971  
 Duke, Dev 1973-74, 77  
 Dulan, Ian 2006-08, 11  
 Dunham, Tyson 2002-03  
 Dunn, Gary 1958-59  
 DuPaix, Roger 1960-62  
 Duran, Dave 1965  
 Durrant, Jim 1934  
 Duva, Jeff 1975  
 Dvorak, Bill 1970-71  
 Dyches, Ronald 1928-30  
 Dye, James 1995-96  
 Dye, Trey 2014-15, 17  
 Dyer, Lee 1942



**EEE**

Earp, Robert	1952
Eason, Corby	2009-11
Ebunoha, Chika	2022
Eccles, Jim	1947-49
EchoHawk, Larry	1968-69
EchoHawk, Tom	1972-73
Eckel, Paul	1957-59
Eddo, Mike	1982-83
Edmonds, Aaron	2000-01
Edwards, Corey	2015-17
Edwards, Elan	1999-00
Edwards, Jimmy	1981, 84-86
Edwards, Jim	1989, 92-94
Edwards, Matthew	2010-11
Egbert, Hal	1948
Egbert, Wendell	1952
Eggertsen, Armand	1931-32
Ehin, Chuck	1979-82
Ehrmann, Paul	1965-66
Eide, Andrew	2016
Eldredge, Lloyd	1980-82
Elewonibi, Mo	1988-89
El-Bakri, Bracken	2017-20
El-Bakri, Brayden	2015-18
Elliott, Kurt	2000-01
Ellis, Jeff	1995-98
Ellis, Keenan	2018-20
Ellison, Chris	1997-98
Empey, James	2018-21
Empey, Mike	1987, 91-93
Ena, Justin	1997-02
Engemann, Bret	1999-02
Engstrom, Bryan	2015
Enlow, Tom	1977-78
Epps, Kody	2020, 22
Erdhaus, John	1967
Erickson, Ethan	2022
Esukpa, Emmanuel	2019
Evans, Joe	1990-91
Everett, DeQuan	2011-12
Eyre, DeRay	1951-53
Eyre, Nick	1976, 78-80

**FFF**

Faalufua, Wayne	1981-82
Facer, Steve	1969-71
Fairbanks, Lloyd	1973-74
Fakahua, Mason	2021-22
Fales, Andrew	1998-00
Fall, Terence	2020-22
Falslev, JD	2010-13
Fannin, Scott	1996
Fangupo, Hebron	2011
Farasopoulos, Chris	1968-70
Farmer, Lance	1991
Farmer, Scott	1956
Farner, Nairne	1962-63
Farnsworth, Harold	1972-73
Farris, Alex	2000-01
Fauatea, Lorenzo	2018-21
Faulkner, Jim	1969-70
Faupula, Elias	1994-95
Favero, Dewey	1933-34
Feinga, Ray	2005-08
Felt, Dick	1952-54
Fenesty, Bob	1953
Fennegan, Garth	1992
Feterik, Kevin	1996-99
Feula, Vince	2004-05
Fevaleaki, Seleti	2020
Ficklin, Quin	2016
Fields, Tony	1997

Filiaga, Pulusila	1979-81
Finai, Pisa	1975
Finau, Sione	2019-20
Finfrock, Dennis	1969
Fisher, Paul	2003
Fisher, Steven	2009
Fitisemanu, Alema	1985, 87, 1989-90

Flaherty, Bob	1951
Flammer, Mark	1978
Fleming, Lucky Dare	1969-70
Flint, Brandon	1981-83
Foketi, Mosese	2007-08
Foley, Matt	2015-18
Folsom, Ryan	2010-11
Fonua, Kavika	2014, 16-17, 19-20
Footo, David	2010-12
Foreman, Nate	1996-97
Foreman, Roderick	1997
Fort, Neal	1987, 89-90
Fortie, Eldon	1960-62
Fowler, Blaine	1983-85
Fowler, Gavin	2017-18
Fowler, Kellen	2002-03, 07-08

Francis, Dave	1978-80
Francisco, Aaron	2001-04
Frandsen, Jeff	1987-89
Frankovich, George	1952
Frantz, Gene	1960-62
Frazier, Danny	1977
Frazier, Dion	1960-63
Frazier, Jameson	2009-11
Frazier, Sid	1965-67
Freeland, Blake	2019-22
Freeland, Jim	1994-95
Freeman, Mark	2008
Freeman, Ryan	2006, 09-12
Friel, Kaneakua	2008, 11-13
Frierson, York	1999
Frisch, Byron	1996-99
Fua, Alani	2011-14
Fuga, Romney	2006, 09-12
Fuller, Boney	1922-26
Fuller, Troy	1986-89
Fulton, Ira	2003
Furstenau, Todd	1995
Fusi, Edward	2013-14
Futrell, David	1984-87

**GGG**

Gabriel, Dustin	2004-06
Gagnier, Tavita	2020, 22
Galea'i, Jray	2010-11
Gali Jr., Setema	1997-00
Gallow, Dimitri	2019
Garber, Jon	1989-90
Gardner, Dean	1939-40
Gardner, Glenn	1965-66
Gardner, Morris	1946
Garrick, Craig	1982-84
Gaskins, Brenden	2007-09
Gaspard, Al	1977-78
George, Andrew	2006-09
Germann, Chris	1986-87
Ghanwoloku, Dayan	2016-19
Gibbs, Nathan	1992-94
Gifford, Jack	1960
Gilbert, Art	1938, 40
Giles, Earl	1935
Giles, Mark	1973-75
Giles, Scott	1990-91
Gilford, Jernaro	1999, 01-03

Gillenwater, Gil	1972-73
Gillespie, George	1932-34
Gillespie, Gerald	1935-37
Gillespie, Horace	1946-49
Gillespie, Jeremy	2003-04
Giordano, Gabe	1995-97
Giordano, Philip	1994-97
Gledhill, Elwood	1923-24
Glatch, Bill	1969-70
Gomes, Lenny	1991-93
Gomm, Ken	1954
Gooch, David	2004
Gooch, Quinn	2004-07
Gordon, Aaron	2005-06
Gourley, George	1971-72
Gourley, Roger	1975-77
Gouveia, Kurt	1983-85
Gravelle, Gordon	1968-69
Gray, Derwin	1989-92
Gray, Brian	1998-99
Green, Eddie	1987, 89-90
Greene, John	1965
Greene, Kamel	2016-17
Greene, Trevion	2017
Griffin, Don	1968-70
Griffith, Kent	1989-91
Griffith, Melvin	1930-32
Griffitts, Bobby	1993
Griffitts, Kyle	2017, 19-20
Gruber, George	1967-69
Gulley, Jaterrius	2015
Gulstad, Chris	1992
Gunderson, Brian	1970-71
Gunderson, Ryan	2000-01
Gunther, Kurt	1980-82
Gunther, Talmage	2020-22
Gustavson, Paul	1973

**HHH**

Hadfield, Mark	1994
Hadley, Matt	2012, 15-18
Hadley, Preston	2011-12
Hadley, Spencer	2008, 11-13
Hafoka, Spencer	2008-11
Hague, Mike	2006, 09-13
Hahn, Gary	1975-76
Hale, Chris	1999, 03-05
Hale, Guy	1962-64
Hale, Lane	1994-96
Hales, Iman	1931
Hall, Jan	1968
Hall, Jaren	2019, 22
Hall, Kalin	1992-93
Hall, KJ	2016-17
Hall, Marshall	1961-62
Hall, Max	2007-09
Hall, Nathan	1992-93
Hall, Steve	1969-70
Hall, Travis	1991-94
Halladay, Soren	1998-01
Halvorson, Tim	1975, 78-79
Hamblin, Bob	1951-52
Hamblin, Jay	1948-50
Hamilton, Larry	1982-84
Hamilton, Waymon	1980-83
Hancock, Larry	1950-52
Hancock, Ryan	1991-92
Handley, Darren	1986-88
Hanks, Dave	1956
Hanks, Wayne	1933
Hanna, Sam	1968
Hannemann, Ammon	2021-22
Hannemann, Micah	2012, 15-17
Hansen, Bill	1994-95



Hansen, Braden	2009-12	Hill, Dick	1948-50	Jackson, George	1940
Hansen, Brian	1978, 81-82	Hill, Keanu	2020-22	Jackson, Harvey	2014
Hansen, Bruce	1981, 85-86	Hill Taysom	2012-14, 16	Jackson, Kip	1968-70
Hansen, Dan	1970-72	Hilton, Jack	1954-56	Jackson, Scott	2000-03
Hansen, Danny	1977-79	Hinckley, Fritz	1923-25	Jackson, Weldon	1956-58
Hansen, Mark	2003	Hinckley, Mike	1955	Jacobsen, Lloyd	1966-67
Hansen, Regan	1986-88	Hinds, Troy	2014	Jacobsen, Mike	1962-64
Hansen, Shad	1989-92	Hiné, Adam	2012-15	Jacobsen, Mike	1968-70
Hanshaw, Tim	1992-94	Hoagland, Greg	1996	Jacobsen, McKay	2006, 09-11
Hapi, Joe	1931	Hobbs, Richard	1985-87	Jacobson, Ron	1956, 58
Harding, Doug	1998-99	Ho Ching, Toloa'i	2014-15	Jacobson, Tanner	2016-18
Hardisty, Brad	1982	Hodgkiss, Corby	2003, 05-07	James, Don	1953-54
Hardy, Ariel	1937	Hoffman, Cody	2010-13	James, Joe	1967
Hardy, Merrill	1948-49, 53	Hogan, Adam	2012-13	Jaramillo, Jim	1978-80
Harline, Jonny	2005-06	Hogan, Britton	2020-22	Jaussi, Landon	2008-10
Harmann, Gary	1968-69	Hoge, Beau	2015, 2017	Jenkins, Ronney	1996-98
Harmer, Larry	1994	Hoge, Chris	1988	Jenkins, Mike	1990-91
Harn, Gary	1967-69	Hoge, Tristen	2018-20	Jenne, Bruce	1990-92
Harper, Jared	2002	Hoggan, Mike	1985, 90-91	Jennings, Gordon	1964-66
Harper, Matt	1997	Hoke, Chris	1997-00	Jensen, Alex	1999
Harper, Micah	2020, 22	Hola, Tevita	2009	Jensen, Blake	1982-83
Harper, Steve	1982-83	Holder, Curtis	2002	Jensen, Bob	1986-87
Harrington, Alema	1986-88	Holker, Dallin	2018, 21	Jensen, Cameron	2004-06
Harrington, Tau	1988, 90	Holle, Kirk	1990	Jensen, Craig	1974-76
Harris, Antwaun	2004	Holman, Howard	1959	Jensen, Drew	2019-21
Harris, Carl	1924, 26	Holmoe, Tom	1979-82	Jensen, Ken	1939
Harris, George	1975-77	Holt, Austin	2010-13	Jensen, Michael	1980-82
Harris, Jeff	1977-78	Holt, Gayle	1946-48	Jensen, Phil	1972-75
Harris, Kelly	1976-77	Holtry, Jeff	1999-00	Jensen, Roland	1939-40
Harris, Koy	2019	Homolik, Wes	1967, 69-70	Jeppesen, Garen	1987-88
Harris, Mitch	2017-19	Hooks, Margin	1997-00	Judy-Lally, Gabe	2022
Harston, Pete	1988-90	Hooks, Terrance	2006-09	Jewkes, Jackson	1936-38
Hart, Kay	1932-34	Hoover, Bliss	1928-30	Jimenez, Jacob	2015, 18
Hartsfield, JD	1997-98	Hopkins, Tom	1981-82	John, Delmar	1941
Hartwig, Dan	1977	Horlacher, Fred	1931	Johnson IV, Batchlor	2019
Harvey, James	1990	Hornung, Reed	2010-12	Johnson, Brent	1978-79
Harvey, Terrence	1997	Horton, Ben	1997-00	Johnson, David	2002
Hatch, Jake	1998	Houk, Terrenn	2012-15	Johnson, Duane	1987-89
Hatch, Victor	1922	Howard, Bob	1923-25	Johnson, Dustin	1995-97
Hawkins, Harold	1959	Howard, Brandon	2006-08	Johnson, James	1993-96
Hawkins, Wally	1967-68	Howard, Paul	1970-71	Johnson, Jim	1960-61
Haws, Caden	2020-22	Howell, O'Neil	2002-05	Johnson, Jordan	2011-12, 14
Haycock, Bevan	1949	Hoyt, Austin	2015-18	Johnson, Kyle	2013-15
Hayes, Kaleb	2021-22	Hubbard, Dave	1974-76	Johnson, Lee	1981-84
Haymond, Steve	1983-84	Hubbs, Keith	1957-59	Johnson, Louis	1930-31
Haysbert, Adam	1983-84	Huber, Max	1965-67	Johnson, Malcolm	1934
Heaney, Brandon	2001-02, 04	Huckaby, Jay	1985-87	Johnson, Marques	2013-14
Heaps, Jake	2010-11	Hudson, Gordon	1981-83	Johnson, Matt	1998-99
Heaps, Larry	1968-70	Hudson, Ray	2004	Johnson, Merrill	1960
Hecker, Jim	1942	Hughes, Brian	1993-94	Johnson, Scott	2007-09
Heder, Austin	2011, 14-16	Hughes, Erik	1991-92	Johnson, Sid	1979
Heggins, James	1994	Hullinger, Jess	1923-24	Johnston, Carroll	1956-57
Heimuli, Anthony	2009	Hulse, Clarence	1952	Johnston, Mike	1992-95
Heimuli, Hema	1992-95	Hunt, Ed	1956	Joiner, Isiah	2000
Heimuli, Houston	2022	Hunt, Kahlili	1972-73	Jolley, Doug	1998-01
Heimuli, Lakei	1983-86	Hunter, Brad	1986, 90-92	Jones, Breyon	2002-03, 05
Heinz, Lyle	1954	Hunter, Greg	1987-88	Jones, Charles	1996
Henderson, Dave	1989-91	Hunter, John	1985-88	Jones, Danny	2018-19
Henderson, Kurt	2013-15	Hunter, Logan	1971-72	Jones, Grant	2015-17
Hennefer, Mike	2000	Hunter, Shane	2009-10	Jones, Homer	1979-80
Henstrom, Doug	1997-99	Huntsman, Scott	2015	Jones, Jimmy	1981-82
Herget, Todd	1991-93	Hutchins, Aaron	1996	Jones, Lloyd	1978-80
Hernandez, Tony	1976-77	Hutchinson, Grant	1932-34	Jones, Monte	1963-65
Herrick, Joe	1991-93	Hutchinson, Nate	2006	Jones, Rick	1968, 70
Herring, Chandon	2018-20	Hyder, John	1969-70	Jones, Richard	1977
Herring, Eli	1987, 91-94			Jones, Robert	1963
Herring, Isaac	1999-02	III		Jones, Roy	1956
Herrmann, Jim	1981, 83-84	Ieremia, Mekeli	1974-77	Jorgensen, Austen	2007, 10-13
Herron, Isaiah	2019-21	Imboden, Earl	1946	Jorgensen, Jan	2006-09
Hess, Connell	2010-11			Jorgensen, Todd	1992
Hess, Dean	1939-40	JJJ		Jory, Justin	2000, 03
Hickman, Wayland	1993-94	Jackson, Chris	2020-22	Juergens, Garrett	2014-16
Hifo, Aleva	2016-19	Jackson, Elwood	1922	Juergens, Mitchell	2014-16
Hifo, Marvin	2017	Jackson, Fisher	2021-22		



<b>KK</b>		Kuresa, Alex	2011-12	Lobue, Sam	1973-74
Kafentzis, Austin	2017-19	Kurtz, Nick	2015-16	Logan, Brian	2009-10
Kafu, Solomone	2008, 11-14			Lomax, Desmond	1996-97
Kahaialii, Walter	2007, 10-11	<b>LLL</b>		Long, Rod	1948-50
Kaluhiokalani, Kalama	2010	Lacey, Mike	1979-81	Long, Troy	1985-88
Kama, Gary	1975-77, 79	LaChance, Harris	2019-22	Longhurst, Herman	1940-42
Kanahele, Marcus	1975-76	LaComb, Frank	1932-34	Longshore, Nick	2006
Kanuch, Tuni	2014-17	LaComb, Gary	1954-55	Longson, Kieffer	2017-20
Kapele, John	1957-59	Ladd, Tom	1989-91	Loper, Mike	1966-68
Kapele, John	1987	Lafitte, Michael	1999-01	Lopez, Richard	1966-68
Kapisi, Jared	2018, 20-21	Lahmann, Tom	1966-68	Loose, Bob	1954
Kariya, Bryan	2008-11	Lamb, Ed	1995-96	Lott, Dean	1986-87
Karpowitz, Bob	1949-51	Lamb, Tucker	2009	Loveless, Elmer	1928-29
Kasper, Chris	2000	Lambert, Darrin	1987	Lovely, Gary	2004-06
Katoa, Andy	1985-86	Lane, Eric	1979-80	Lowe, Josh	1997-00
Katoa, Fotu	1989	Langi, Harvey	2014-16	Lowry, Dave	1974-76
Katoa, Fred	1990	Lapuaho, Ului	2014-15, 18	Luekenga, Kyle	2005-06, 08
Katoa, Lopini	2018-22	Lark, James	2010-12	Luetterodt, Justin	2004-05
Kauffman, Earl	1988-91	Larsen, Bob	1971-73	Lundberg, Jerry	1952
Kaufusi, Bronson	2012-15	Larsen, Josh	2022	Lunt, Lane	2020-22
Kaufusi, Corbin	2016-18	Lasike, Paul	2012-14	Lupoi, John	1967-69
Kaufusi, Devin	2018-19	Latimer, Don	1954	Lyman, Jeff	1969-70
Kaufusi, Isaiah	2017-20	Latu, Wayne	2005, 08	Lyons, Marc	1967-69
Kaufusi, Jackson	2019-22	Lauder, David	1992, 94	Lyons, Walter	1935
Kaufusi, Rich	1989-90	Laulile, Tomasi	2014-16		
Kaufusi, Steve	1986-87	Laulu-Pututau, Moroni	2015-16, 18-19	<b>MMM</b>	
Kaumatule, Moses	2015-16	Laverty, Ben	1965-66	Maddux, Justin	2003-05
Kautai, Teu	2013-15	Lawlor, Quinn	2013	Madsen, Lowell	1950-52
Kaveinga, Uona	2011-12	Leavitt, Dallin	2013-14	Madarieta, Levi	2001-03
Kawaa, John	1962-63	Leavitt, Fred	1955, 58-59	Madsen, Michael	1999-00, 02
Kealaluhi, K.O.	1995-96	Leavitt, Hafen	1939	Maeser, Keith	1922
Kearsley, Brayden	2013-14	Leavitt, Jared	1990-91	Magalei, Issiah	1996-98
Keele, Eddie	2003-06	Ledbetter, Lennon	1980-81	Magalei, Shane	1996-99
Keele, Ryan	2001-02	Ledenko, Rob	1983-84	Magleby, Francis	1948-49
Kehl, Bryan	2002, 05-07	Lee, Austin	2017-19	Magleby, Russell	1928-30
Kehl, Ed	1995-98	Lee, Ervin	1989-91	Magoffin, Dick	1958-59
Keim, Brayden	2020-22	Lee, Hiva	2017	Mahe, Atunaisa	2019, 2021-22
Keim, Mike	1988-90	Lee, Jared	1999-00	Mahe, Reno	1998, 01-02
Keisel, Brett	1998, 00-01	Leeper, Bill	1967-68	Mahina, Devin	201, 12-14
Keitzman, Jim	1946-47	Lefevre, Reg	1939-40	Mahoney, Tim	1974
Kellermeyer, Doug	1981-83	Legas, Dick	1968-70	Mahuika, Bryce	2004, 06-08
Kelley, Isaac	1999-01	Leiataua, Uriah	2017-21	Maiava-Peters, Sol-Jay	2020
Kennedy, Jared	1996-97	Leonard, Drew	1937-38	Malarsie, John	1961-63
Kessler, David	2015	Lesatele, Lene	2015	Mandell, D'Angelo	2018-22
Kim, Moses	1964-66	Leslie, Jordan	2014	Mangelson, Blake	2021-22
Kimball, Edwin	1923-24	Leung-Wai, Aveni	2010-11	Mangum, Parker	2009
Kimball, Tim	1948-49	Leuta-Douyere, Jher.	2012-15	Mangum, Tanner	2015-18
Kimball, Tom	1938	Lever, Keith	1990-91	Mannion, John	1981-82
Kimball, Warren	1951	Lewis, Burnell	1931	Manson, Hunter	1922-23
Kimmel, Jim	1962-64	Lewis, Chad	1993-96	Manson, Judd	1930-32
Kinard, David	1985, 89-91	Lewis, Gail	1939-41	Manumaleuna, Eathyn	2007, 10-13
Kinder, George	1958	Liapis, Pete	1946	Manwill, Walt	1978-81
King, David	1984-86	Liava'a, Tevita	1997	Marchello, Ivan	1989
Kiser, Larry	1987	Liday, Bob	1942	Marking, Jerry	1940-41
Kline, Dan	1966	Liljenquist, Joe	1969-71	Marquardt, Daniel	2002-05
Knight, Ron	1970-71	Linder, Jack	1961-62	Marquardt, Michael	2001, 04
Knight, Shawn	1983-86	Lindley, Lance	1984-85	Marriott, Bill	1962-64
Knight, Tim	1986-88	Lindquist, Ed	1963	Marriott, Todd	1988
Knight, William	1994	Lindsley, Steve	1985-86	Marshall, Bob	1963-64
Knoblauch, Paul	1962-64	Lindstrom, Dave	1949, 52	Marshall, Hunter	2016
Knowles, Chad	1992-94	Lindstrom, Jeff	1993	Marshall, Matt	2008-11
Knudsen, Clarence	1924-26	Linehan, Jonny	2015-17	Martin, Brad	1995-98
Knudsen, Moyle	1936-38	Linford, Frank	1974	Martin, Drayton	1990
Kochevar, Lewis	1950-51	Linford, Jay	1983	Martini, Ralph	1987
Kochevar, Paul	1953-54	Linford, Paul	1972-74	Martinez, Joe	1952, 55
Kolbaba, Nathan	2002-03	Linford, Ray	1978-80	Matau, Chris	1985-86
Koller, Lyle	1946-49	Litchfield, Randy	1973	Mathie, Lynn	1958, 62-63
Kormylo, John	1978	Livingston, Hayden	2019-21	Matich, Trevor	1979-80, 83-84
Koroma, Tejan	2014-17	Livingston, Jeff	1961-63		
Kozlowski, Glen	1981, 83-85	Livingston, Joe	1973	Matsuzaki, Micah	1989-91, 93
Kozlowski, Tyler	2007-08	Lloyd, Cecil	1948-49	Mathews, Marcus	2010-13
Krupp, Carter	2022	Lloyd, Don	1925	Mathews, Mitch	2012-15
Kuhlman, Bill	1956	Lloyd, Vaughn	1935-38	Mathews, Ryker	2012-15
Kukahiko, Jason	2001-04	Lloyd, Wesley	1925	Mathews, Bill	1956
Kuresa, Jake	2003-06			Mathews, Blaine	1983



Matthews, Keith	1950-52	Mills, Dave	1981, 83-84	Nielsen, Gifford	1975-77
Matthews, Weldon	1930-33	Mills, Mike	1940-42, 47	Nielsen, Mel	1950-52
Mattingly, Ty	1985-86	Milne, Dax	2018-20	Nielsen, Wally	1950
Mauga, Ammon	2000-02	Mitchell, Brian	1987-90	Nielson, Kip	2002-03
Mavrakis, Sam	1939, 41	Mitchell, Bruce	2022	Nielson, Mike	1999, 01
May, Bryan	1989-91	Mitchell, Kevin	1983	Nilson, Reed	1940-42, 46
Maynard, Ken	1940	Mitchell, Patrick	1991-94	Nilsson, Jeff	1974-76, 79
Mazorra, Dennis	1981-82	Mitton, Bill	1964-65	Nisonger, Hap	1931-33
Mazzotta, Casey	1992-93	Miyahira, Cole	2005-06	Niu, Philip	2003
McBeth, Paul	1935-37	Moala, John	1996-97	Niumatalolo, Va'a	2015-17
McBeth, Travis	1987-88	Moberly, Scott	1990	Nixon, David	2003, 06-08
McChesney, Austin	2016	Moeaki, John	1994	Norberg, Scott	1984-85
McChesney, Jackson	2021	Moffat, Chad	1988, 91	Norman, Keyan	2016-17
McCluskey, Mark	1974-75	Mohetau, Ofa	2003	Norton, Harold	1950
McCorquindale, John	1976	Moleni, Stan	1998	Nowatzke, Tim	1991-94
McCubbins, Aaron	1998-01	Molifua, Wally	1972-73	Nuckolls, Randy	1975
McCullough, Hassan	1992	Molini, Trevor	1984-86	Nua, Shaun	2002, 04
McCullough, Keith	1984-85	Monahan, John	1970-72	Nuno, Carlos	1997-99
McDade, Jim	1983-84	Monson, Calvin	1953	Nwigwe, JJ	2015-17, 19
McDonald, Brian	2000-01	Monson, Harold	1968	Nyberg, Brent	1989-90
McDonald, Jay	1984-85	Moore, Larry	1995-96	Nyberg, Hobbs	2020-22
McEuen, Kurt	2008	Moore, Malik	2018-22		
McEwen, Terry	1976-77	Moore, Robert	1932	<b>000</b>	
McFarland, Darius	2019	Morgan, Blake	2008-09, 13	Oaks, Charlie	1933-35
McFarlane, Nyle	1958	Morgan, Frank	1922	Oates, Barry	1980-82
McFerren, Brandon	2000	Morgan, Mike	1979-82	Oates, Bart	1980-82
McGinn, Joe	1958-59	Morgan, Omarr	1996-97	Oates, Brad	1973-75
McGiven, Gary	2003-04	Morrell, Kyle	1981-84	Oates, John	1985
McGuire, Kaipō	1993-96	Morris, Michael	2005	Oborn, Kent	1964-66
McIntosh, Kimball	1924	Morris, Rob	1993, 97-99	O'Brien, Mike	1986-88
McKee, Dave	1977-78, 81	Mortensen, Bennie	1950	Odle, Matt	1988-89
McKenzie, Brian	1996-97	Mortensen, Eric	1988-91	Odle, Phil	1965-67
McLaren, Dave	1955	Mortensen, Todd	2001-03	Ofahengauē, Kelepi	1996
McLaughlin, Derek	2005-06	Morton, Kevon	1997-98	Ofahengauē, Tevita	1997-00
McLaughlin, Jared	2005-06	Mo'Unga, Tevita	2015-2016	Ogden, John	1964-66
McMahon, Jim	1977-78, 80-81	Muehlmann, Chris	2007-08	Ogden, Steve	1964-66
		Muehlmann, Mike	2010-11	Ogletree, Brandon	2009-12
McNabb, Bill	1982-83	Muirbrook, Shay	1993-96	Oldroyd, Herman	1948
McNaughton, Austin	1964	Mullenbrook, Grant	1941	Oldroyd Jake	2019-22
McTyer, Tim	1995-96	Mulleneaux, Lynn	1962-63	Oliverson, Glen	1942, 46-47
McWhorter, George	1949-50	Murdock, Blake	1973-76	Oliverson, Ray	1950-51
Meadows, Billy	1953	Murdock, Bob	1988	Olomua, Bristol	1999
Mees, Carter	2009-11	Murdock, Steve	1931-32	Olsen, Ammon	2013
Mees, Mike	1979, 81-82	Murdock, Steve	1947	Olsen, Hans	1997-00
Meibos, Jared	2001-03	Murphy, Lynn	1988	Olsen, James	1960
Meikle, Nathan	2005-06	Murray, Mark	1936	Olsen, Orrin	1972, 74-75
Mendenhall, Pete	1923-26	Muse, Ivan	1953-54	Olsen, Rex	1946-47
Mendenhall, Mat	1975-79			Olson, Brent	1968
Mendenhall, Paul	1953-54	<b>NNN</b>		Olson, Mel	1964, 66, 69
Mendenhall, Ron	1969-70	Nacua, Kai	2013-16	Olson, Bob	1956-58
Mendenhall, Wilford	1923-24	Nacua, Puka	2021-22	O'Mary, Kevin	2013-14
Mendenhall, Zed	2010-12	Nacua, Samson	2021	O'Neil, Mike	1980-82
Mendenhall, Zeke	2009-10	Naiwahine, Henry	1964-65	Ongoongotau, Vaha	1994-95
Mercado, Hank	1968	Nance, Kent	1962, 64-65	Oramas, Sam	1983-84
Merkeley, Floyd	1933-34	Nash, Andrew	1993, 97-98	Ord, Andrew	1999-02
Merkley, Cecil	1924-25	Nauahi, Phil	1987-88	Ord, Jon	1989-92
Merkley, Doran	1961-63	Nead, Spencer	2001-02	Ormsby, Mark	1985
Merkley, Scott	1992-94	Neal, Ray	1954-56	Orr, Bob	1941
Merrill, Kimball	1946-48	Neal, John	1977, 79	Orr, Budd	1988-89
Merrill, Ray	1929-31	Neal, Mark	1987-89	Orr, Richard	1984
Meservey, Matt	1989, 92-95	Neff, David	1981-84	Osborne, Bruce	1947-48
Meteer, Dave	1974-76	Nehring, Richard	2005	Oswald, David	2006-08
Meyer, Gerald	1968-70	Neilson, Scott	1977-79	Overstreet, Leroy	1960
Mikkelsen, Andrew	2014, 16-18	Nelson, Bill	1961-63	Oyler, Phil	1953-54
Miles, David	1985-87	Nelson, Grant	2007-09		
Mili, Itula	1991, 94-96	Nelson, John	2021-22	<b>PPP</b>	
Miller, Bill	1969-71	Nelson, Keanu	2014	Pace, Corey	1980-81
Miller, Drew	1997-98	Nelson, Riley	2009-12	Pace, John	2007-09
Miller, Jay	1972-74, 76	Nelson, Ted	1969-70	Packard, Paul	1922-24
Miller, Larry	1975-78	Nelson, Tyler	1996-99	Page, Max	1970-71
Miller, Lynn	1922	Newberry, Max	1965-67	Palmer, Dennis	1964-66
Miller, Steve	1975-76	Newell, Bob	1979	Paongo, Hala	2004-06
Miller, Tom	1977-78	Nichols, Eddie	1969-70	Parker, Robert	1984-86
Miller, Val	1972-73	Nicoll, Kevin	1991-92	Parks, Noah	1995
Millet, Floyd	1932-33	Nielsen, Austin	2010	Partridge, Truman	1922



Patera, Dennis	1967	Price, Steve	1971-73	Roberts, Chase	2022
Paterson, John	1967-69	Prince, Clement	1930	Roberts, Jim	2001
Patterson, Craig	1987-89	Pringle, Tico	2006	Roberts, Kyle	1991-93
Patterson, Wes	1998	Pritchard, Iona	2008, 12-13	Roberts, Tim	1967-69
Patton, Lyle	1948	Probert, Leo	1929	Robertson, Heshi	1998-99
Paulson, Art	1949, 51	Probert, Marion	1951-54	Robins, Roy	1973
Paulson, John	1949-50	Pulsipher, Adam	2015-18	Robinson, Alan	1962-64
Pau'u, Butch	2015-18	Pulsipher, Addison	2018	Robinson, Chad	1987-89
Pau'u, Niel	2017-21	Putnam, Matt	2008-2011	Robinson, Jakob	2021-22
Paxman, Gary	1950-52	Putnam, Norman	1957-59	Robinson, John	1953-54
Pay, Connor	2020-22	Pyper, Morgan	2019-22	Robinson, Justin	2005-06
Pay, Garry	1990-92			Robinson, Rob	2003
Payne, Matt	2001-04	QQQ		Robinson, Scott	1983-85
Payne, Mitch	2007-10	Quezada, Joshua	2010, 11	Robison, Burle	1930-32
Paynter, Dean	1974			Roderick, Aaron	1997-98
Pearson, Colby	2013-16	RRR		Rodoni, Brian	1985-87
Pearson, Rich	1994	Raass, John	1994-95	Rodrique, Perry	1966-67
Peaua, Moa	2004	Raass, Stan	1994-95	Rogers, Courtney	1986-88
Peck, Remington	2012-15	Ralph, Dick	1956	Rogers, Steve	1980-81
Pehrson, George	1935	Ramage, Cory	1999-00	Romero, Ed	1968
Pendleton, Jordan	2008-11	Ramage, John	1977, 80-81	Romney, Baylor	2019-21
Pendleton, Kirk	1981-83	Ransom, Villar	1942	Romney, Golden	1925
Pendleton, Lance	2002-03	Rasmussen, Corey	1984-86	Romney, Gunnar	2018-21
Peterson, Ben	1995-96	Rawlinson, Doug	1985-86	Ropati, Hinckley	2021-22
Peterson, BJ	2009-10	Rawlinson, Randy	1983-84	Rossi, Pete	1984
Peterson, Charlie	1998-01	Reading, Chris	1968-70	Roundy, Elmo	1948-49, 52
Peterson, Gary	1975-77	Reading, Lynn	1956	Rowe, Owen	1926-28
Petersen, Greg	1981-83	Reber, Scott	1977-79	Rowley, Graham	2010-11, 14-15
Peterson, Lawrence	1925, 28	Redd, Glenn	1979-80		
Peterson, Matt	2010-11	Redden, Matt	1992-95	Rozeshi, Ed	1971-72
Peterson, Paul	1999-01	Reden, Stehly	2011-12	Russell, Mike	1973-74
Peterson, Scott	1985-88	Reden, Garrett	2007-08	Russell, Tim	1965-66
Peterson, Steve	1965-67	Reed, Dermell	1994-95	Rykert, Dustin	1999-02
Pettis, Scott	1980-82	Reed, Larry	1946		
Pettit, Marshall	1999	Reed, Michael	2005-08	SSS	
Phillips, Danny	2000-01	Reeve, Mark	1927-29	Salanoa, Thor	1985-87
Phillips, Jim	1969-70	Reeve, Wayne	1939-40	Salazar, Rob	1982-83
Phillips, Scott	1977-80	Rehchow, Ryan	2020-22	Saleapaga, Keanu	2018-19
Pierce, Raynor	1956-57	Reid, Adney	2003	Salido, Mike	1987-88, 90
Pikula, Manoa	2012-15	Reid, Andy	1979-80	Saluone, Pili	1970-71
Pilgrim, Evan	1991-94	Reid, Gabriel Po'u	1999-02	Saluone, Terence	1992-93
Pili, Ifo	1998, 01-03	Reid, Spencer	1994-97	Samples, Bruce	1960
Pili, JoJo	2009	Reilly, Drew	2013	Samples, Gary	1965
Pili, Keenan	2019-20, 22	Regis, Larry	1956-57	Sampson, Bryan	2014-15
Pili, Trajan	2016-19	Rex, Byron	1990-92	Sampson, Eddie	1994-96
Pilimal, Alema	2016	Rex, Isaac	2020-22	Sampson, Joe	2011-12
Pistorius, Mike	1971-73	Reynolds, Dallas	2005-08	Sampson, Nate	2016-18
Pittman, G	2008	Reynolds, Houston	2010-11	Samson, Trevor	2014-15
Pitman, Jonathan	1999-00	Reynolds, Lance	1972-73, 76-77	Sanders, Brian	2002-05
Pitta, Dennis	2004, 07-09			Sanders, Jack	1967
Pitts, Greg	1991-94	Reynolds, Lance Jr.	2004-2005	Sanders, Steve	1985-86
Pitts, Paul	1991	Reynolds, Matt	2008-11	Sandlin, Rhett	2015-18
Plater, Dan	1978-81	Rhea, Jeff	2002, 05-06	Sanford, Hunt	1932-34
Pochman, Ethan	1996	Rice, Bill	1974-76	Sanford, Terry	1967-68
Pochman, Owen	1997-00	Rice, Rodney	1987-88	Santiago, CJ	2007-08
Pollard, Pearl	1929	Rice, Tom	1966	Santiago, Lou	1963
Pollock, Jon	1993-94	Rich, Andrew	2008-10	Sarkisian, Steve	1995-96
Poodry, Bradley	1949-50	Richards, Golden	1970-71	Sartin, Ron	1958-59
Popin, Bill	1976-77	Richards, Jimmy	1996-99	Sartin, Wayne	1956-58
Poppinga, Brady	2001-04	Richardson, Brock	2007-08	Satterfield, LaVon	1951-53
Poppinga, Dennis	1970-71	Richardson, Glen	1960-63	Saulsberry, Andre	2006-07
Poppinga, Kelly	2006-07	Richardson, Joe	1990	Saunooke, Rob	1988
Porter, Dave	1989-90	Richardson, Jordan	2009-11	Scales, Roger	1967-68
Porter, Ned	1949	Richardson, Vernon	1930-32	Scanlan, Joe	1966-67
Poston, Ford	1999-2000	Richins, Grant	1942	Schaerrer, Cade	1993
PoVey, Skye	2011, 13-14	Ridley, Skyler	2007, 10-13	Schaffer, Max	1942
Powell, Riggs	2017-18	Riggell, Mike	1998, 00-01	Schmidt, Jason	1991
Powell, Sawyer	2016, 18-19	Riggs, Austin	2020-22	Schmidt, Tom	1976
Powers, Ralph	1954-55	Ring, Bill	1977-78	Schmitt, Craig	1998-99
Preator, Jordan	2014-15	Ringwood, Howard	1958-59	Schoepflin, Bill	1978-80
Presley, Leo	1965-67	Ripee, Tom	1967-68	Schow, Doug	1964-66
Prested, Bob	1977, 79-80	Riska, Gene	1939-41	Scukanec, Jason	1998-01
Preston, Mike	1971-73	Rivera, Keith	1971, 73-74	Segovia, Damian	1999
Price, Mitchell	2018-19, 21	Roberts, Bobby	1965-67	Sekona, Sosiua	2005
Price, Roger	1986	Roberts, Charles	1936-38	Semanoff, Joe	2005-07



Serck, Ken	1968-70	Sorensen, Justin	2008,11-13	Tautu, Sae	2013-16
Shaw, Gary	1973-75	Sorenson, Tom	2007-08	Taylor, Clinton	1953-54
Shea, Glenn	1964-65	Southam, Skylar	2018-19	Taylor, Dan	1972-73
Sheide, Gary	1973-74	Sowards, Jesse	1997-99	Taylor, Dan	1960-62
Shell, Todd	1980-83	Spencer, Brock	1990	Taylor, Dave	1975-76
Shelton, Michael	2015-18	Speredon, Jason	2007-08, 10	Taylor, Dunn	1923-24, 26
Sherman, Marc	1984-85	Sprouse, Al	1965	Taylor, Glen	1954, 56
Shields, Lloyd	1930-32	Sprowls, Jeff	1984-85	Taylor, Golden	1934-35
Shiffler, Mike	1996-98	Squires, Monte	1966-68	Taylor, Isaac	2007-08
Shifrer, Max	1946	Sralla, Scott	1991-93	Taylor, Jim	1956
Shoaf, Thomas	2016-19	St. Pierre, Ed	1978-80	Tenifa, Lolo	2008
Shober, Ernest	1930	Stacey, Andrew	2005-06	Tennyson, Bob	1962-63
Shoemaker, Paul	1995-97	Staffieri, Markell	2004-07	Te'o, Shiloah	2008
Shumway, Drew	1953	Staley, Dustin	1995, 99-01	Terranova, Mark	1973, 75-76
Shumway, Jay	1984-86	Staley, Lucas	1999-01	Terry, Dave	1971-73
Shumway, Shane	1984-86	Stapley, Hal	1956	Tervort, Daniel	2007
Shumway, Rickey	2017	Stapley, Stan	1946-47	Tew, Kyle	2005
Shumway, Talon	2016-19	Startin, Wayne	1956-58	Thieman, Dick	1965-67
Sikahema, Kapi	1991	Stearns, Ned	1996-01	Thiel, Ted	1948
Sikahema, Vai	1980-85	Steele, Greg	1994	Thomas, Rodney	1984-87
Simmerman, Bob	1977	Steele, Tom	2010	Thomas, Steven	2008-10
Simmons, Dean	1933-34	Stephens, Brandon	2001-03	Thompson, Brett	2009, 12-13
Simmons, Dennis	1993-96	Stephens, Robert	1988-90	Thompson, Pat	1986-88
Simmons, Don	1926	Stephenson, Riley	2009-12	Thompson, Tod	1976-78
Simmons, Gerald	1934	Sterling, Otis	1991-92	Thorn, Paul	1928-30
Simmons, Henry	1926-27	Stevens, Chris	1996-97	Thorne, Dick	1925-27
Simmons, Ron	1991-93	Stevenson, Derik	1995-98	Thorson, Marco	2009-11
Simon, Micah	2015, 17-19	Stewart, Christian	2014	Tialavea, Russell	2005-09, 12
Simpson, Ron	1992	Stewart Cody	2016-17	Tiatia, Sim	1988, 90
Sinclair, Paul	1987	Stewart, Ron	1963	Tibbetts, Ted	1941
Singh, Joshua	2022	Stinnett, Eddie	1982-83	Tibbitts, Ryan	1979-80
Sitake, Kalani	1994, 97-00	Stoddard, Gary	1974	Tidwell, Dave	1983, 85
Sitake, T.J.	1999-00, 04-05	Stoddard, Troy	1993	Tidwell, Neils	1979, 81-82
Skiba, John	1998-99	Stolworthy, Reed	1949, 52-53	Tidwell, Randy	1978-79
Skidmore, Henry	1967-68	Stolworthy, Tom	1960	Tingey, Kent	1978-79
Skinner, Ryan	2000	Stolworthy, Willard	1953-54	Titensor, Glen	1979-80
Skousen, Basil	1927-29	Stone, Devon	1961-63	Tiumalu, Casey	1982-83
Skousen, Clarence	1927-28	Stone, Doug	1991-92	Tofa, Alden	2018-22
Skousen, Jim	1946	Stone, Thayne	1942, 46-48	Tolbert, Max	1949-51
Skousen, Marvin	1929-31	Stout, Zac	2010, 14	Tolutau, Ula	2017
Skousen, Murray	1939	Stratton, Steve	1971-73	Tonga, Khyiris	2017-20
Skousen, Owen	1951-52	Straw, Jason	1996	Tonga, Manase	2005-07, 09
Slade, Ethan	2022	Stringham, Brock	2011-14	Tonga, Matongi	2006
Slater, Ryan	2001-03	Stringham, Jack	1935-37	Tooke, Dick	1949, 51
Slavens, Johnny	1997	Stromberg, Doug	1977-79	Tooley, Max	2018-22
Slayton, Randy	1988-89	Stroth, Vince	1980-82	Toolson, Tom	1973-74
Slipp, Jeff	1967-69	Suamataia, Kingsley	2022	Toone, Cliff	1929, 31
Small, Mark	1990	Sullivan, Sean	2007	Towle, Kevin	1985
Smilowitz, Julian	1972-73, 75	Sumko, Mike	2001-02	Tree, Marion	1947-48
Smit, Walter	1950-52	Summers, Gabe	2019-22	Tree, Ron	1970-72
Smith, Bennie	1971-72	Summers, Hyrum	1996-98	Trinnaman, Jonah	2016-17
Smith, Brad	1982-84	Sundwall, Pete	1956	Tripp, Elton	2000
Smith, Brian	2007	Sutorius, Paul	1967-69	Tripple, Leo	1963
Smith, Bruce	1962-64	Swanson, Dave	1968-69	Tucker, Glen	1932-33
Smith, Chris	1987-90	Swenson, Marc	1976-78	Tucker, Larry	1974, 76
Smith, Courtney	1996	Swenson, Reed	1923-25	Tuifua, Langi	2017
Smith, Dave	1978-79	TTT		Tuioti-Mariner, Earl	2018-22
Smith, Horrace	1966-68	Taele, Logan	2013-16	Tuiloma, Travis	2011, 14-16
Smith, Justen	2021	Tafuna, David	2004-06, 08	Tuipulotu, Hank	2020
Smith, Kelly	1983-85	Tahi, Fahu	1999, 03-05	Tuipulotu, Peter	1987, 89-91
Smith, Ken	1984-85	Tait, John	1996-98	Tuipulotu, Tom	1983, 85
Smith, Lloyd	1961-63	Takenaka, Eric	2015-16	Tujague, Garrett	1990-91
Smith, Mark	1988-90	Takitaki, Sione	2014-15, 17-18	Tukuafu, Joe	2019-22
Smith, Marlin	1958,60	Taliauli, Merrill	2013, 16-18	Turley, Stan	1940
Smith, Matt	2006	Tanielu, Handsome	2016-17	Tushaus, Blair	2010-12
Smith, Sid	1972-75	Tanner, Beau	2016-17, 19	UUU	
Smith, Tyson	1999-00	Tanner, Kirk	1974	Uale, Travis	2008-11
Snowden, Will	1997-00	Tanner, Mike	2000-03	Udo, George	2019-22
Soelberg, Nate	2003-2005	Tanner, Young	2017	Ulufale, Mike	1994-95
Soffe, Ken	1936-38	Tanuvasa, Pepe	2020-22	Unga, Harvey	2006-09
Soffe, Wayne	1935-36	Tapusoa, Johnny	2016-17	Unga, Morgan	2015-17
So'oto, Vic	2005, 07, 09-10	Tarleton, Vic	1992-93	Unga, Victor	2008
Sorensen, Daniel	2008,11-13	Tausinga, Kesni	2015-17	'Unga, Uani	2012-13
				Unger, Nick	1987



Unutoa, Morris 1989, 93-95  
 Uperesa, Keith 1974-77  
 Uselman, Mark 1974-75

**VV**

Vacher, Clug 1929-30  
 Vaitai, Manaaki 2007, 10-13  
 Vakalahi, Fono 2009  
 Vakapuna, Taufui 2003, 06-08  
 Valdez, Nati 1989-92  
 Valgardson, Don 1976  
 Valgardson, Kam 1997-00  
 Valgardson, Rich 1971  
 Van De Merwe, Jan 1976-77  
 VanDerWouden, John 1975-77  
 Van Leeuwen, Craig 1974  
 Van Leeuwen, Kent 1986  
 Van Noy, Kyle 2010-13  
 Van Sweden, Dan 2006-07, 09  
 Van Valkenburg, AJ 2010  
 Van Valkenburg, Dan 1976  
 Van Valkenburg, Pete 1970-72  
 VanWoerkom, Scott 1989-90  
 Varner, Ross 1976-78  
 Varner, Stan 1973-75  
 Varoz, Brett 1983  
 Vea, Simote 2010-12  
 Velasco, John 1953-54  
 Velasco, Ron 1976-78  
 Verbantz, Tom 1953-55  
 Verney, John 1934-35  
 Vest, Niles 1933  
 Vesterfelt, Jay 1962-63  
 Vincent, Hanale 2001-04  
 VonColln, J. C. 1986-87  
 Vorwallner, Wes 1960

**WWW**

Wade, Alton 1953  
 Wadsworth, Jeff 1983  
 Wadsworth, Michael 2013-15  
 Wagner, Aaron 2005-06  
 Wagner, Jadon 2008-11  
 Wake, Masen 2019-22  
 Waldo, Vern 1934-36  
 Wall, Tanner 2022  
 Walsh, John 1991, 93-94  
 Wakley, Ron 1967-69  
 Walkenhorst, Paul 2000-02, 05  
 Walker, Jason 1995-98  
 Walker, Kevin 1980-82  
 Walker, Mark 1979-81  
 Walter, John 1970  
 Wangsgard, Keith 1930-31  
 Wanosik, Bill 1963-65  
 Warcup, Rob 1998-99  
 Ward, Anthony 2000-01  
 Ward, Roy 1976  
 Wardell, Doug 1962-64  
 Warner, Chris 2006  
 Warner, Fred 2014-17  
 Warner, Max 1932  
 Warner, Meldon 1935, 37  
 Warner, Troy 2016-20  
 Watanabe, Will 2019  
 Waters, Merrill 1936, 38  
 Watford, Dennis 1968-70  
 Watkins, Chris 1999-00  
 Watkins, Todd 2004-05  
 Watterson, Eric 2004  
 Watts, Stan 1936  
 Webb, Dennis 1978, 81  
 Weber, Riley 2004-05

Webster, Gary 1985  
 Weed, Mark 1942  
 Weenig, Jay 1955-56  
 Weenig, John 1937, 39  
 Weenig, Val 1961-62  
 Weight, Gary 1974-75  
 Weinkauf, Mike 1967-69  
 Wells, Grant 1971-73  
 Wells, Von 1970-72  
 Wesley, De'Ondre 2013-14  
 West, Henry 1952-54  
 Westbrook, Michael 1998-99  
 Westover, Udel 1951-52  
 Whalen, Marcus 2000, 02-03  
 Wheat, Carter 2020-22  
 Wheat, Warren 1986-88  
 Wheeler, Melvin 1934-36  
 White, Brian 1986-88  
 White, Greg 1996  
 White, Leon 1982-85  
 White, Reed 2007-08  
 White, Spencer 2003-05  
 Whitehead, Clark 1953  
 Whiting, Teag 2000-01  
 Whitney, Fred 1942  
 Whitsett, Vic 1979  
 Whittingham, Cary 1981, 83-85  
 Whittingham, Fred 1986-89  
 Whittingham, Kyle 1978-81  
 Wilcox, Brad 2013-15  
 Wilcox, Chris 2016-20  
 Wilcox, Jeff 1984-86  
 Wilgar, Dana 1973-76  
 Wilgar, Payton 2019-22  
 Wilkerson, Rod 2001-04  
 Wilkes, Doug 1978-79  
 Wilkinson, Bob 1923  
 Wilkinson, Glen 1931  
 Willardson, Troy 1994  
 Willett, Ralph 1950  
 Williams, Doug 1978-79  
 Williams, Duaine 1992-93  
 Williams, Jack 1997  
 Williams, Jamaal 2012-14, 16  
 Williams, Ty'Son 2019  
 Willing, RJ 2004, 07-09  
 Willis, Jamal 1991-94  
 Willis, Seth 2021  
 Willis, Shamon 2019-21  
 Wilson, Derrus 2000-01  
 Wilson, Grant 1964-66  
 Wilson, Jessie 1934  
 Wilson, John 1962-63  
 Wilson, Josh 2020-22  
 Wilson, Kyle 2002-03  
 Wilson, Marc 1977-79  
 Wilson, Pete 1931-33  
 Wilson, Richard 2010-13  
 Wilson, Rick 1988  
 Wilson, Rob 1978-80  
 Wilson, Ron 1970-71  
 Wilson, Zach 2018-20  
 Wing, George 1939-41  
 Wingard, Casey 1977-78  
 Winward, Troy 1998  
 Witney, Frank 1946  
 Wolfgramm, Solomone 2016-17  
 Wolfley, Rick 2007-08  
 Wong, Joe 1997-98  
 Wong, Louis 1982-84  
 Wood, Dick 1961, 63-64  
 Wood, Don 1948, 52-53  
 Wood, John 1956

Wood, Rod 1976-78  
 Woodward, Jack 1934-35  
 Worthington, Vernal 1925-27  
 Wright, Bill 1960-62  
 Wright, Bill 2000-03  
 Wright, Dave 1983-85  
 Wright, Frank 1934-35  
 Wright, Wes 2020

**XX**

Xanthos, Vincent 2001-03

**YY**

Yancey, Daren 1995-98  
 Yarro, Justin 1992-93  
 Yarro, Ralph 1960-61  
 Yeck, Michael 2012-14  
 Young, Eddie 1958  
 Young, Ike 1922-23  
 Young, Jonathan 1982-83  
 Young, LeGrand 1957-59  
 Young, Mike 1987  
 Young, Scott 2002-04  
 Young, Steve 1981-83  
 Young, Tom 1992-94  
 Younger, Stan 1977-78

**ZZZ**

Zayas, Rich 1986-87  
 Zeller, Mike 1967-68  
 Ziolkowski, Jake 2014-15  
 Zitting, Ron 1956  
 Zogg, Murray 1995-96  
 Zundel, Matt 1989-91  
 Zwahlen, Lynn 1972-73, 76-77



## YEARLY LEADERS

### PASSING

YR.	PLAYER	ATT	CMP	INT	YDS	TD
2022	Jaren Hall	376	248	6	3,171	31
2021	Jaren Hall	189	296	5	2,583	20
2020	Zach Wilson	336	247	3	3,692	33
2019	Zach Wilson	319	199	9	2,382	11
2018	Zach Wilson	120	182	3	1,578	12
2017	Tanner Mangum	147	257	9	1,540	8
2016	Taysom Hill	372	222	11	2,323	12
2015	Tanner Mangum	446	267	10	3,377	23
2014	Christian Stewart	348	199	9	2,621	25
2013	Taysom Hill	438	236	14	2,938	19
2012	Riley Nelson	308	181	13	2,011	13
2011	Riley Nelson	202	116	7	1,717	19
2010	Jake Heaps	383	219	9	2,316	15
2009	Max Hall*	409	275	14	3,560	33
2008	Max Hall*	447	330	14	3,957	35
2007	Max Hall*	496	298	12	3,848	26
2006	John Beck*	417	289	8	3,885	32
2005	John Beck*	513	331	13	3,709	27
2004	John Beck	343	192	8	2,563	15
2003	Matt Berry	235	147	14	1,445	7
2002	Brett Engemann	215	119	8	1,334	6
2001	Brandon Doman	408	261	8	3,542	33
2000	Charlie Peterson	260	149	5	1,617	6
1999	Kevin Feterik	452	277	15	3,554	25
1998	Kevin Feterik	336	202	6	2,718	16
1997	Kevin Feterik	208	125	5	1,767	11
1996	Steve Sarkisian	404	278	12	4,027	33
1995	Steve Sarkisian	385	250	14	3,437	20
1994	John Walsh	463	284	14	3,712	29
1993	John Walsh	397	244	15	3,727	28
1992	Ryan Hancock	288	165	13	2,635	17
1991	Ty Detmer*	403	249	12	4,031	35
1990	Ty Detmer#	562	361	28	5,188	41
1989	Ty Detmer*	412	265	15	4,560	32
1988	Sean Covey	319	174	10	2,607	13
1987	Bob Jensen	259	144	14	1,833	10
1986	Steve Lindsley	287	180	18	2,247	12
1985	Robbie Bosco	511	338	24	4,273	30
1984	Robbie Bosco*	458	283	11	3,875	33
1983	Steve Young#	429	306	10	3,902	33
1982	Steve Young *	367	230	18	3,100	18
1981	Jim McMahon#	423	272	7	3,555	30
1980	Jim McMahon#	445	284	18	4,571	47
1979	Marc Wilson*	427	250	15	3,720	29
1978	Marc Wilson	233	121	13	1,499	8
1977	Marc Wilson*	277	164	18	2,418	24
1976	Gifford Nielsen*	372	207	19	3,192	29
1975	Gifford Nielsen	180	110	7	1,471	10
1974	Gary Sheide	300	181	19	2,174	23
1973	Gary Sheide*	294	177	12	2,350	22
1972	Bill August	144	69	5	891	2
1971	Bill August	87	37	11	448	2
1970	Rick Jones	168	76	17	851	1
1969	Marc Lyons	193	87	11	1,297	9
1968	Marc Lyons	157	66	9	735	2
1967	Marc Lyons	193	99	8	1,313	9
1966	Virgil Carter	293	141	16	2,182	21
1965	Virgil Carter*	250	120	13	1,789	20
1964	Virgil Carter	193	66	14	1,154	9
1963	Ron Stewart	23	10	0	160	1
1962	Eldon Fortie	100	43	11	814	7
1961	Eldon Fortie	83	33	11	469	5
1960	Bud Belnap	51	20	8	285	2
1959	Gary Dunn	31	10	3	223	1
1958	Wayne Startin	68	28	8	332	2
1957	Carroll Johnston	102	39	7	447	3
1956	Carroll Johnston	167	71	15	945	8
1955	Don Dixon	60	21	9	335	2
1954	Ron Bean	42	20	1	437	0
1953	LaVon Satterfield	92	34	8	568	4

\* Led Conference, # Led Nation

### RECEIVING

YR.	PLAYER	REC	YDS	TD
2022	Puka Nacua	48	625	5
2021	Puka Nacua	43	805	6
	Neil Pau'u	46	526	6
2020	Dax Milne	70	1,188	8
2019	Michah Simon	51	616	2
	Matt Bushman	47	688	4
2018	Matt Bushman	29	511	2
2017	Matt Bushman	49	520	3
2016	Nick Kurtz	49	541	2
2015	Mitch Mathews	54	737	11
2014	Mitch Mathews	73	922	9
2013	Cody Hoffman	57	894	5
2012	Cody Hoffman	100	1,248	11
2011	Cody Hoffman	61	943	10
2010	JJ Di Luigi	45	443	1
	Cody Hoffman	42	527	7
2009	Dennis Pitta	62	829	8
2008	Austin Collie#	106	1,538	15
2007	Dennis Pitta	59	813	5
2006	Jonny Harline	58	935	12
2005	Jonny Harline	63	853	5
2004	Austin Collie	53	771	8
	Todd Watkins	52	1,042	6
2003	Toby Christensen	53	547	4
2002	Reno Mahe	59	771	2
2001	Reno Mahe*	91	1,211	9
2000	Margin Hooks	61	718	2
1999	Margin Hooks	60	1,067	7
1998	Margin Hooks	49	732	3
1997	Ben Cahoon	57	931	4
1996	K.O. Kealaluhi	49	901	8
1995	Mike Johnston	40	650	6
1994	Tim Nowatzke	47	601	4
1993	Eric Drage	54	867	5
1992	Eric Drage	56	1,093	12
1991	Eric Drage	46	1,018	10
1990	Andy Boyce	79	1,241	13
1989	Chris Smith	60	1,090	5
1988	Chuck Cutler	64	1,039	10
1987	Darren Handley	52	636	3
1986	Mark Bellini	46	839	5
1985	Mark Bellini	63	1,008	14
1984	David Mills*	60	1,023	7
1983	Casey Tiumalu	60	583	3
	Gordon Hudson	44	596	6
1982	Gordon Hudson*	67	928	6
1981	Gordon Hudson*	67	960	0
1980	Scott Phillips*	60	689	7
1979	Homer Jones*	46	404	4
1978	Mike Chronister	52	850	3
1977	Todd Christensen*	50	603	5
1976	Todd Christensen	51	510	3
1975	Todd Christensen	30	319	3
1975	J. VanDerWouden	29	621	3
1974	John Betham	38	569	6
1973	Jay Miller#	100	1,181	8
1972	Logan Hunter	49	555	2
1971	Golden Richards	14	238	1
1970	Golden Richards	36	513	1
1969	Kip Jackson	25	261	3
1968	Ed Romero	41	495	1
1967	Phil Odle*	77	971	9
1966	Phil Odle	60	920	5
1965	Phil Odle*	46	657	10
1964	Bruce Smith	30	470	3
1963	Bruce Smith	13	178	1
1962	Bruce Smith	14	230	0
1961	Paul Allen	5	261	3
1961	Don Peterson	11	115	0
1960	Jack Gifford	6	138	1
1959	Howard Ringwood	10	130	0
1958	R.K. Brown	10	177	2
1957	R.K. Brown	12	183	2
1956	Burt Bullock	22	291	2
1955	Owen Skousen	10	190	0
1954	Tom Verbantz	14	226	0

### RUSHING

YR.	PLAYER	RUSH	YDS	AVG
2022	Christopher Brooks	130	817	6.3
2021	Tyler Allgeier	276	1,601	5.8
2020	Tyler Allgeier	150	1,130	7.5
2019	Stone Finau	59	359	6.1
	Lopini Katoa	85	358	4.2
2018	Lopini Katoa	76	423	5.6
2017	Squally Canada	120	710	5.9
2016	Jamaal Williams	234	1,375	5.9
2015	Algernon Brown	127	709	5.6
2014	Jamaal Williams	109	518	4.8
2013	Taysom Hill	246	1,344	5.5
2012	Jamaal Williams	166	775	4.7
2011	JJ Di Luigi	116	584	5.0
2010	JJ Di Luigi	178	917	5.2
2009	Harvey Unga	208	1,087	5.2
2008	Harvey Unga	240	1,132	4.7
2007	Harvey Unga	244	1,227	5.0
2006	Curtis Brown	201	1,010	5.0
2005	Curtis Brown	210	1,123	5.3
2004	Curtis Brown	158	828	5.0
2003	Rey Brathwaite	145	812	5.6
2002	Marcus Whalen	181	918	5.1
2001	Luke Staley	196	1,582	#8.1
2000	Luke Staley	130	548	3.7
1999	Fahu Tah	102	445	4.4
1998	Ronney Jenkins	252	1,307	5.2
1997	Brian McKenzie	218	1,004	4.6
1996	Brian McKenzie	167	950	5.7
1995	Hema Heimuli	112	449	4.0
1994	Jamal Willis	204	1,042	5.1
1993	Kalin Hall	113	567	5.0
1992	Jamal Willis	204	1,004	4.9
1991	Peter Tuipulotu	125	619	5.0
1990	Peter Tuipulotu	98	637	6.5
1989	Fred Whittingham	109	582	5.3
1988	Fred Whittingham	88	513	5.8
1987	Fred Whittingham	129	418	3.2
1986	Lakei Heimuli	230	966	4.2
1985	Lakei Heimuli	188	913	4.6
1984	Lakei Heimuli	158	796	5.0
1983	Casey Tiumalu	139	851	6.1
1982	Casey Tiumalu	110	681	6.0
1981	Scott Pettis	94	499	5.3
1980	Eric Lane	96	473	4.9
1979	Eric Lane	94	595	6.3
1978	Bill Ring	116	520	4.5
1977	Scott Phillips	47	325	6.9
1976	Jeff Blanc	149	625	4.0
1975	Jeff Blanc	216	984	4.6
1974	Jeff Blanc	199	784	3.9
1973	Mark Terranova	94	414	4.3
1972	P. Van Valkenburg#	232	1,386	6.0
1971	P. Van Valkenburg	121	601	4.9
1970	P. Van Valkenburg	103	405	3.9
1969	Kip Jackson	209	791	3.7
1968	Dave Swanson	94	353	3.8
1967	Ron Wakley	62	296	4.7
1966	John Ogden*	204	906	4.4
1965	John Ogden*	152	700	4.6
1964	John Ogden*	179	770	4.3
1963	Phil Brady	71	318	4.5
1962	Eldon Fortie*	199	1,149	5.8
1961	Eldon Fortie	138	422	3.1
1960	Bud Belnap	101	256	2.5
1959	LeGrand Young	83	423	5.1
1958	Weldon Jackson*	101	698	6.9
1957	Weldon Jackson	138	605	4.3
1956	Steve Campora	34	259	7.6
1955	Phil Oyler	64	366	5.7
1954	Dick Felt	90	379	4.2
1953	Reed Stolworthy	86	473	5.5
1952	Reed Stolworthy	99	436	4.4

\* Led Conference, # Led Nation









9.	7,652	Zach Wilson	2018-20
10.	7,637	Marc Wilson	1975-79

Season (including all 3,000+ yard seasons)

1.	5,188	Ty Detmer	1990
2.	4,571	Jim McMahon	1980
3.	4,560	Ty Detmer	1989
4.	4,273	Robbie Bosco	1985
5.	4,031	Ty Detmer	1991
6.	4,027	Steve Sarkisian	1996
7.	3,957	Max Hall	2008
8.	3,902	Steve Young	1983
9.	3,885	John Beck	2006
10.	3,875	Robbie Bosco	1984
11.	3,848	Max Hall	2007
12.	3,727	John Walsh	1993
13.	3,720	Marc Wilson	1979
14.	3,712	John Walsh	1994
15.	3,709	John Beck	2005
16.	3,692	Zach Wilson	2020
17.	3,560	Max Hall	2009
18.	3,555	Jim McMahon	1981
19.	3,554	Kevin Feterik	1999
20.	3,542	Brandon Doman	2001
21.	3,437	Steve Sarkisian	1995
22.	3,377	Tanner Mangum	2015
23.	3,192	Gifford Nielsen	1976
24.	3,171	Jaren Hall	2022
25.	3,100	Steve Young	1982

Game

1.	619	John Walsh	at Utah St., 10/30/93, L, 58-56
2.	599	Ty Detmer	at SDSU., 11/16/91, T, 52-52
3.	585	Robbie Bosco	at UNM, 10/19/85, W, 45-23
4.	576	Ty Detmer	vs. Penn St., 12/29/89, L, 50-39
5.	571	Marc Wilson	vs. Utah, 11/5/77, W, 38-8

## PASSING ATTEMPTS

Career

1.	1,530	Ty Detmer	1988-91
2.	1,418	John Beck	2003-06
3.	1,382	Max Hall	2007-09
4.	1,060	Jim McMahon	1977-78, 80-81
5.	1,004	Kevin Feterik	1996-99
6.	997	Robbie Bosco	1982-85
7.	976	John Walsh	1991-94
8.	937	Marc Wilson	1975-79
9.	921	Tanner Mangum	2015-18
10.	908	Steve Young	1981-83

Season

1.	562	Ty Detmer	1990
2.	513	John Beck	2005
3.	511	Robbie Bosco	1985
4.	496	Max Hall	2007
5.	477	Max Hall	2008
6.	463	John Walsh	1994
7.	458	Robbie Bosco	1984
8.	452	Kevin Feterik	1999
9.	446	Tanner Mangum	2015
10.	445	Jim McMahon	1980

Game

1.	67	John Beck	vs. UNLV, 10/8/2004, L, 24-20
2.	65	Jim McMahon	at Colorado St., 11/7/81, W, 63-14
3.	63	Christian Stewart	vs. Nevada, 10/18/14, L, 42-35
4.	61	Sean Covey	vs. Virginia, 12/22/1987, L, 22-16
4.	61	Robbie Bosco	at New Mex., 10/19/85, W, 45-23

## PASSING COMPLETIONS

Career

1.	958	Ty Detmer	1988-91
2.	903	Max Hall	2007-09
3.	885	John Beck	2003-06
4.	653	Jim McMahon	1977-78, 80-81
5.	638	Robbie Bosco	1983-85
6.	610	Taysom Hill	2012-16
7.	609	Kevin Feterik	1996-99
8.	592	Steve Young	1981-83
9.	588	John Walsh	1991-94
10.	566	Zach Wilson	2018-20

Season

1.	361	Ty Detmer	1990
2.	338	Robbie Bosco	1985
3.	331	John Beck	2005
4.	330	Max Hall	2007
5.	306	Steve Young	1983
6.	298	Max Hall	2007
7.	289	John Beck	2006
8.	284	John Walsh	1994
9.	284	Jim McMahon	1980
10.	283	Robbie Bosco	1984

Game

1.	44	Jim McMahon	at CSU, 11/7/81, W, 63-14
2.	42	Ty Detmer	vs. Penn St., 12/29/89, L, 50-39
42		Robbie Bosco	at New Mex., 10/19/85, W, 45-23
4.	41	John Beck	vs. Boston Coll., 9/3/05, L, 20-3
5.	40	Jim McMahon	vs. N Texas St, 11/8/80, W, 41-23

## PASSING TOUCHDOWNS

Career

1.	121	Ty Detmer	1988-91
2.	94	Max Hall	2007-09
3.	84	Jim McMahon	1977-78, 80-81
4.	79	John Beck	2003-06
5.	66	John Walsh	1991-94
66		Robbie Bosco	1983-85
7.	61	Marc Wilson	1975-79
8.	56	Steve Young	1981-83
56		Zach Wilson	2018-20
10.	55	Gifford Nielsen	1974-77

Season

1.	47	Jim McMahon	1980
2.	41	Ty Detmer	1990
3.	35	Max Hall	2008
35		Ty Detmer	1991
5.	33	Steve Young	1983
33		Robbie Bosco	1984
33		Steve Sarkisian	1996
33		Max Hall	2009
33		Brandon Doman	2001
33		Zach Wilson	2020

Game

1.	7	Max Hall	vs. UCLA, 9/13/08, W, 59-0
7		Jim McMahon	at CSU, 11/7/81, W, 63-14
7		Marc Wilson	at Colorado State, 10/15/77, W, 63-17
4.	6	Nine tied with six, last player: James Lark at New Mexico St., 11/24/12, W, 50-14	

## HIGHEST COMPLETION PERCENTAGE

Career

Min. 500 attempts			
1.	.676	Zach Wilson	2018-20
2.	.669	Steve Sarkisian	1995-96
3.	.653	Max Hall	2007-09
4.	.652	Steve Young	1981-83
5.	.652	Jaren Hall	2018-2022
6.	.640	Robbie Bosco	1982-85
7.	.626	Ty Detmer	1988-91
8.	.624	John Beck	2003-06

9.	.621	Brandon Doman	1998-01
10.	.616	Jim McMahon	1977-78, 80-81

Season

Min. 300 attempts			
1.	.735	Zach Wilson	2020
2.	.713	Steve Young	1983
3.	.693	John Beck	2006
4.	.692	Max Hall	2008
5.	.688	Steve Sarkisian	1996
6.	.672	Max Hall	2009
7.	.661	Robbie Bosco	1985
8.	.660	Jaren Hall	2022
8.	.649	Steve Sarkisian	1995
9.	.645	John Beck	2005
10.	.643	Ty Detmer	1989

Game

Min. 15 attempts			
1.	100.0 (18-18)	Zach Wilson	vs. W. Michigan, 12/21/18, W, 49-18
2.	92.3 (24-26)	Zach Wilson	vs. LA Tech, 10/2/20, W 45-14
3.	91.2 (31-34)	Steve Sarkisian	at Fresno St, 11/25/95, W, 45-28
4.	90.9 (20-22)	Max Hall	at Wyoming, 11/7/2009, W, 52-0
5.	88.0 (22-25)	Steve Young	vs. Utah, 11/19/1983, W, 55-7

## HIGHEST PASS EFFICIENCY RATING

Career

Min. 400 attempts			
1.	162.91	Zach Wilson	2018-20
2.	162.74	Ty Detmer	1988-91
3.	161.96	Steve Sarkisian	1995-96
4.	158.25	Jaren Hall	2018-22
5.	156.91	Jim McMahon	1977-78, 80-81
6.	152.03	Brandon Doman	1998-01
7.	151.08	Max Hall	2007-09
8.	149.82	Steve Young	1981-83
9.	149.39	Robbie Bosco	1982-85
10.	147.6	John Walsh	1991-94

Season

1.	196.44	Zach Wilson	2020
2.	176.87	Jim McMahon	1980
3.	175.64	Ty Detmer	1989
4.	173.56	Steve Sarkisian	1996
5.	169.05	John Beck	2006
6.	168.51	Ty Detmer	1991
7.	168.45	Steve Young	1983
8.	160.81	Jaren Hall	2022
9.	160.13	Max Hall	2009
10.	159.66	Brandon Doman	2001

Game

Min. 15 attempts			
1.	321.27	Zach Wilson	vs. Western Michigan, 12/21/18, W, 49-18
2.	278.51	Ty Detmer	vs. Utah, 11/18/89, W, 70-31
3.	274.06	Zach Wilson, W, 56-24	vs. UMass, 11/23/2019
4.	270.04	Max Hall	at Wyoming, 11/7/09, W, 52-0
5.	257.25	Steve Young	vs. Utah 11/19/83, W, 55-7

## INTERCEPTIONS THROWN

Career			
1.	65	Ty Detmer	1988-91
2.	46	Marc Wilson	1977-79
3.	43	Virgil Carter	1964-66
4.	40	Max Hall	2007-09
5.	36	Robbie Bosco	1983-85
6.	35	John Walsh	1991-1994
7.	34	Jim McMahon	1977-78, 80-81
	34	John Beck	2003-2006
9.	33	Steve Young	1981-1983
10.	31	Taysom Hill	2012-16
	31	Gary Sheide	1973-1974

Season			
1.	28	Ty Detmer	1990
2.	24	Robbie Bosco	1985
3.	19	Gifford Nielsen	1976
4.	19	Gary Sheide	1974
5.	18	Jim McMahon	1980
	18	Marc Wilson	1977
	18	Steve Young	1982
	18	Steve Lindsley	1986
9.	17	Rick Jones	1970
10.	16	Virgil Carter	1966

Game			
1.	7	Jim Eccles	vs. Utah, 10/9/48 L, 30-0

## INTERCEPTION AVOIDANCE PCT.

Career			
Min. 500 attempts			
1.	1.53%	Jaren Hall	2018-2022
2.	1.79%	Zach Wilson	2018-20
3.	2.40%	John Beck	2003-06
4.	2.68%	Jake Heaps	2010-11
5.	2.69%	Kevin Feterik	1996-99
6.	2.78%	Brandon Doman	1998-01
7.	2.89%	Max Hall	2007-09
8.	2.96%	Taysom Hill	2012-16
9.	3.21%	Jim McMahon	1977-78, 80-81
10.	3.30%	Steve Sarkisian	1995-96

Season			
Min. 300 attempts			
1.	0.89%	Zach Wilson	2020
2.	1.60%	Jaren Hall	2022
3.	1.7%	Jim McMahon	1981
4.	1.79%	Kevin Feterik	1998
5.	1.92%	John Beck	2006
6.	1.96%	Brandon Doman	2001
7.	2.24%	Tanner Mangum	2015
8.	2.331%	Steve Young	1983
9.	2.332%	John Beck	2004
10.	2.35%	Jake Heaps	2010

## MOST CONSECUTIVE PASS ATTEMPTS

### WITHOUT AN INTERCEPTION

(may span over multiple seasons)

1.	184	Zach Wilson	2020
2.	164	Charlie Peterson	2000
3.	154	Jim McMahon	1981
	154	John Beck	2005
5.	144	Jaren Hall	2022

## TIMES SACKED

Career			
1.	108	Ty Detmer	1988-91
2.	98	Kevin Feterik	1996-99
3.	93	John Walsh	1991-94
4.	82	Taysom Hill	2012-16
5.	81	John Beck	2003-06

Season			
1.	43	John Walsh	1993
2.	38	Steve Sarkesian	1995
3.	38	Kevin Feterik	1998
4.	37	Ty Detmer	1989
	37	Kevin Feterik	1999
	37	Taysom Hill	2013

Game			
1.	10	Ty Detmer	at Hawaii, 9/28/89 L, 56-14
		John Walsh	at UCLA, 9/9/93 L, 68-14

## 500-YARD PASSING GAMES

Career			
1.	5	Ty Detmer	1988-91
2.	2	Robbie Bosco	1983-85
	2	Jim McMahon	1977-78, 80-81
4.	1	Six players tied with 1	

Season			
1.	2	Ty Detmer	1990
2.	2	Ty Detmer	1989
	2	Robbie Bosco	1985
	2	Jim McMahon	1981
5.	1	Six players tied with 1	

## 400-YARD PASSING GAMES

Career			
1.	14	Ty Detmer	1988-91
2.	9	Jim McMahon	1977-78, 80-81
3.	5	John Walsh	1991-94
4.	4	Robbie Bosco	1983-85
5.	3	Four players tied with 3	

Season			
1.	8	Ty Detmer	1990
2.	6	Jim McMahon	1980
3.	5	Ty Detmer	1989
4.	4	John Walsh	1993
5.	3	Robbie Bosco	1985
	3	Jim McMahon	1981

## 300-YARD PASSING GAMES

Career			
1.	36	Ty Detmer	1988-91
2.	20	Max Hall	2007-09
3.	19	John Walsh	1991-94
	19	Jim McMahon	1977-78, 80-81
5.	17	John Beck	2003-06

Season			
1.	13	Ty Detmer	1989
2.	12	Ty Detmer	1990
	12	Jim McMahon	1980
4.	10	Ty Detmer	1991
	10	Marc Wilson	1979

## LONGEST PASS PLAY

1.	97 yards	T. Detmer to E. Drage	vs. Utah 11/23/91	W, 48-17
2.	93 yards	J. Walsh to T. Anderson	vs. Utah State 10/30/93	L, 58-56
3.	89 yards	R. Bosco to K. Smith	at New Mexico	W, 45-23
4.	87 yards	S. Sarkisian to D. Johnson	vs. Rice 11/9/1996	W, 49-0
5.	84 yards	T. Mangum to M. Juergens	vs. Boise State, 9/12/15	W, 35-24

## QB/WR TOUCHDOWN COMBOS

Career			
1.	22	Max Hall/Austin Collie	

2.	19	Max Hall/Dennis Pitta	
3.	18	Jim McMahon/Clay Brown	
4.	17	Robbie Bosco/Mark Bellini	
5.	16	John Beck/Jonny Harline	

## RECEIVING

### RECEIVING YARDS

Career			
1.	3,612	Cody Hoffman	2010-13
2.	3,255	Austin Collie	2004, 07-08
3.	3,065	Eric Drage	1990-93
4.	2,901	Dennis Pitta	2004, 07-09
5.	2,841	Margin Hooks	1997-00
6.	2,635	Matt Bellini	1987-90
7.	2,548	Phil Odle	1965-67
8.	2,484	Gordon Hudson	1981-83
9.	2,429	Mark Bellini	1982-86
10.	2,367	Chris Smith	1987-90

Season (including all 1000+ yard seasons)			
1.	1,538	Austin Collie	2008
2.	1,248	Cody Hoffman	2012
3.	1,241	Andy Boyce	1990
4.	1,211	Reno Mahe	2001
5.	1,188	Dax Milne	2020
6.	1,181	Jay Miller	1973
7.	1,156	Chris Smith	1990
8.	1,093	Eric Drage	1992
9.	1,090	Chris Smith	1989
10.	1,083	Dennis Pitta	2008
11.	1,067	Margin Hooks	1999
12.	1,042	Todd Watkins	2004
13.	1,039	Chuck Cutler	1988
14.	1,023	David Mills	1984
15.	1,018	Eric Drage	1991
16.	1,009	Clay Brown	1980
17.	1,008	Mark Bellini	1985

Game			
1.	263	Jay Miller vs. UNM	11/3/73, W, 56-21
2.	259	Gordon Hudson vs. Utah,	11/21/81, W, 56-28
3.	242	Phil Odle vs. UTEP,	11/5/66, W, 53-33
4.	241	Glen Kozlowski vs. Boston College,	8/9/85, W, 28-14
5.	235	Andy Boyce vs. UNM,	10/27/90, W, 55-31

### RECEIVING YARDS BY A TIGHT END

Career			
1.	2,901	Dennis Pitta	2004, 07-09
2.	2,484	Gordon Hudson	1980-83
3.	2,367	Chris Smith	1988-90
4.	1,763	Itula Mili	1994-96
5.	1,742	Jonny Harline	2004-06
6.	1,719	Matt Bushman	2017-present
7.	1,691	Clay Brown	1977-80
8.	1,376	Chad Lewis	1993-96
9.	1,244	Darren Handley	1986-88
10.	1,231	Trevor Molini	1985-86

Season			
1.	1,156	Chris Smith	1990
2.	1,090	Chris Smith	1989
3.	1,083	Dennis Pitta	2008
4.	1,023	David Mills	1984
5.	1,009	Clay Brown	1980

### RECEPTIONS

Career			
1.	260	Cody Hoffman	2010-13
2.	221	Dennis Pitta	2004, 07-09
3.	215	Austin Collie	2004, 07-08
4.	204	Matt Bellini	1987-90
5.	189	Margin Hooks	1997-00
6.	183	Phil Odle	1965-67

7.	178	Gordon Hudson	1981-83
8.	166	Reno (Junior) Mahe	1998, 01-02
9.	162	Eric Drage	1990-93
10.	157	Curtis Brown	2002, 04-06

Season			
1.	106	Austin Collie	2008
2.	100	Cody Hoffman	2012
	100	Jay Miller	1973
4.	91	Reno Mahe	2001
5.	83	Dennis Pitta	2008
6.	79	Andy Boyce	1990
7.	77	Phil Odle	1967
8.	73	Mitch Mathews	2014
9.	72	Dax Milne	2020
10.	68	Chris Smith	1990

Game			
1.	22	Jay Miller at New Mexico, 11/3/73, W, 21-7	
2.	16	Mitch Mathews vs. Nevada, 10/18/14, L, 42-35	
3.	14	Puka Nacua at Boise State 11/5/22, W 31-28	
	14	Reno Mahe at Hawaii, 12/8/01, L, 72-45	
	14	Phil Odle vs. UTEP, 11/5/66 ,W, 53-33	

**RECEPTIONS BY A TIGHT END**

Career			
1.	221	Dennis Pitta	2004, 07-09
2.	178	Gordon Hudson	1981-83
3.	137	Chris Smith	1987-1990
4.	125	Matt Bushman	2017-present
4.	125	Itula Mili	1991,94-96

Season			
1.	83	Dennis Pitta	2008
2.	68	Chris Smith	1990
3.	67	Gordon Hudson	1982
	67	Gordon Hudson	1981
5.	63	Jonny Harline	2005
	63	Trevor Molini	1990
7.	62	Dennis Pitta	2009
8.	60	Chris Smith	1989
	60	David Mills	1984
10.	59	Dennis Pitta	2007

**RECEIVING TOUCHDOWNS**

Career			
1.	33	Cody Hoffman	2010-13
2.	30	Austin Collie	2004, 07-08
3.	29	Eric Drage	1990-93
4.	25	Phil Odle	1965-67
5.	24	Mitch Mathews	2012-15
6.	23	Mark Bellini	1982-86
	23	Glen Kozlowski	1981, 83-85
8.	22	Gordon Hudson	1981-83
9.	21	Isaac Rex	2019-present
	21	Dennis Pitta	2004,07-09
	21	Mike Chronister	1976-78

Season			
1.	15	Austin Collie	2008
	15	Clay Brown	1980
3.	14	Mark Bellini	1985
4.	13	Andy Boyce	1990
5.	12	Isaac Rex	2020
	12	Jonny Harline	2006
	12	Eric Drage	1992
8.	11	Cody Hoffman	2012
	11	Glen Kozlowski	1984
	11	Mitch Mathews	2015
	11	Kirk Pendleton	1983
	11	Phil Odle	1965
	11	Mike Chronister	1977

Game			
1.	5	Cody Hoffman at New Mexico St., 11/24/12, W, 50-14	
2.	4	Luke Ashworth at Colo. St., 11/13/10, W, 49-10	
	4	Kirk Pendleton vs. UNM, 10/15/83, W, 66-21	
	4	John VanderWouden vs. Colo. St., 9/18/76, W, 42-18	
5.	3	Fourteen players tied with 3	

**100-YARD RECEIVING GAMES**

Career			
1.	18	Cody Hoffman	2010-13
2.	17	Austin Collie	2004, 07-08
3.	12	Eric Drage	1990-93
4.	11	Chris Smith	1988-90
5.	10	Three players tied with 10	

Season			
1.	11	Austin Collie	2008
2.	8	Cody Hoffman	2012
3.	7	Margin Hooks	1999
4.	6	Three players tied with 6	

**INDIVIDUAL RUSHING****RUSHING YARDS**

Career			
1.	3,901	Jamaal Williams	2012-16
2.	3,455	Harvey Unga	2006-09
3.	3,221	Curtis Brown	2002, 04-06
4.	2,970	Jamal Willis	1991-94
5.	2,899	Tyler Allgeier	2018-21
6.	2,815	Taysom Hill	2012-16
7.	2,710	Lakei Heimuli	1983-86
8.	2,663	Jeff Blanc	1973-75
9.	2,493	Luke Staley	1999-02
10.	2,392	Pete Van Valkenburg	1969-72

Season (All 1,000-yard seasons)			
1.	1,601	Tyler Allgeier	2021
2.	1,582	Luke Staley	2001
3.	1,386	Pete Van Valkenburg	1972
4.	1,375	Jamaal Williams	2016
5.	1,344	Taysom Hill	2013
6.	1,307	Ronney Jenkins	1998
7.	1,233	Jamaal Williams	2013
8.	1,227	Harvey Unga	2007
9.	1,149	Eldon Fortie	1962
10.	1,132	Harvey Unga	2008
11.	1,130	Tyler Allgeier	2020
12.	1,123	Curtis Brown	2005
13.	1,087	Harvey Unga	2009
14.	1,042	Jamal Willis	1994
15.	1,039	Eldon Fortie	1962
16.	1,010	Curtis Brown	2006
17.	1,004	Jamal Willis	1992
		Brian McKenzie	1997

Game			
1.	286	Jamaal Williams	vs. Toledo 10/30/16, W, 55-53
2.	272	Eldon Fortie	vs. George Wash. 9/29/62, L, 13-12
3.	266	Tyler Allgeier	vs. Virginia 10/30/21, W 66-49
4.	259	Taysom Hill	vs. Texas, 9/7/13, W, 40-21
5.	250	Ronney Jenkins	vs. San Jose State 10/24/1998 W, 46-43

**RUSHING ATTEMPTS**

Career			
1.	726	Jamaal Williams	2012-16
2.	696	Harvey Unga	2006-09

3.	641	Curtis Brown	2002, 04-06
4.	625	Jeff Blanc	1973-75
5.	605	Lakei Heimuli	1983-86
6.	584	Jamal Willis	1991-94
7.	535	John Ogden	1964-66
8.	534	Taysom Hill	2012-16
9.	456	Pete Van Valkenburg	1969-72
10.	452	Tyler Allgeier	2018-21

Season			
1.	276	Tyler Allgeier	2021
2.	252	Ronney Jenkins	1998
3.	246	Taysom Hill	2013
4.	244	Harvey Unga	2007
5.	240	Harvey Unga	2008
6.	234	Jamaal Williams	2016
7.	232	Pete Van Valkenburg	1972
8.	230	Lakei Heimuli	1986
9.	218	Brian McKenzie	1997
10.	217	Jamaal Williams	2013

Game			
1.	37	Pete Van Valkenburg	at Utah 11/18/72, W, 16-7
2.	36	Jeff Blanc vs. Wyoming, 10/9/76, L, 34-29	
	36	Pete Van Valkenburg vs. USU, 10/24/70, W, 27-20	
4.	35	Pete Van Valkenburg	at New Mex, 11/25/72, W, 21-7
5.	34	Three tied with 34	

**MOST RUSHING TOUCHDOWNS**

Career			
1.	41	Luke Staley	1999-01
2.	36	Tyler Allgeier	2018-21
2.	36	Harvey Unga	2006-09
4.	35	Jamaal Williams	2012-16
4.	35	Jamal Willis	1991-94
6.	32	Taysom Hill	2012-16
7.	31	Curtis Brown	2002, 04-06
8.	30	Lakei Heimuli	1983-86
9.	29	Waymon Hamilton	1980-83
10.	24	Pete Van Valkenburg	1969-1972
10.	24	Ronney Jenkins	1996-1998

Season			
1.	24	Luke Staley	2001
2.	23	Tyler Allgeier	2021
3.	14	Curtis Brown	2005
	14	Lakei Heimuli	1985
	14	Waymon Hamilton	1981
	14	Eldon Fortie	1962
7.	13	Harvey Unga	2007
	13	Ronney Jenkins	1998
	13	Tyler Allgeier	2020
10.	12	Jamaal Williams	2016
	12	Pete Van Valkenburg	1972
	12	Jamal Willis	1994
	12	Brian McKenzie	1997
	12	Jamaal Williams	2012

Game			
1.	5	Tyler Allgeier vs. Virginia 10/30/21, W 66-49	
	5	Jamaal Williams vs. Toledo, 9/30/16, W 55-53	
	5	Luke Staley vs. Colorado State, 11/1/01, W, 56-34	
	5	Eric Lane at Utah State, 10/13/79, W, 48-24	
4.	4	Lopini Katoa vs. New Mex St. 11/17/18, W, 45-10	
	4	Ronney Jenkins vs. SJSU, 10/24/1998, W, 46-43	
	4	John Ogden vs. Western Mich., 11/14/64 , W, 43-8	
	4	Dick Felt at SJSU, 11/8/52, L, 44-27	

**100-YARD RUSHING GAMES**

Career			
1.	16	Jamaal Williams	2012-16
2.	15	Harvey Unga	2006-09



4. 74.6	Mitch Payne	2007-10
5. 74.0	Matt Payne	2001-04
6. 73.5	Jake Oldroyd	2016, 19-22
7. 72.5	Owen Pochman	1997-00
8. 72.3	Leonard Chitty	1986-87
9. 71.4	Ethan Pochman	1996
10. 65.8	David Lauder	1992, 94

**Season**

1. 100.0	Jake Oldroyd	2020
2. 85.7	Trevor Samson	2014
3. 82.4	Trevor Samson	2015
4. 81.3	Matt Payne	2002
5. 81.0	Rhett Almond	2016
81.0	Mitch Payne	2010
7. 80.7	Justin Sorensen	2013
8. 80.0	Earl Kauffman	1990
9. 79.2	Owen Pochman	2000
10. 77.8	Jared McLaughlin	2006
77.8	Matt Payne	2003

**Game**

100% Owen Pochman (5 of 5) at UNLV, 10/23/99  
W, 29-0

### PATs MADE

---

**Career**

1. 193	Mitch Payne	2007-10
2. 188	Jake Oldroyd	2016, 19-22
3. 162	Kurt Gunther	1980-82
4. 150	Matt Payne	2001-04
5. 135	Owen Pochman	1997-2000
6. 122	Justin Sorensen	2008, 11-13
7. 114	Trevor Samson	2013-15
8. 104	Jared McLaughlin	2005-06
9. 97	Lee Johnson	1980-84
10. 96	Earl Kauffman	1988-91

**Season**

1. 73	Matt Payne	2001
2. 64	Kurt Gunther	1980
3. 63	Ethan Pochman	1996
4. 62	Trevor Samson	2014
5. 60	Jake Oldroyd	2020
6. 59	Mitch Payne	2009
7. 58	Jared McLaughlin	2006
8. 57	Kurt Gunther	1981
9. 55	Earl Kauffman	1990
10. 54	Mitch Payne	2008

**Game**

- 1. 10 Matt Payne vs. Tulane, 8/25/01, W, 70-35
- 10 Jason Chaffetz vs. Utah, 11/18/89, W, 70-31
- 10 Trevor Samson vs. Wagner, 10/24/15, W, 70-6
- 4. 9 Seven players with 9

### PATs ATTEMPTED

---

**Career**

1. 201	Mitch Payne	2007-10
2. 192	Jake Oldroyd	2016, 19-22
3. 179	Kurt Gunther	1980-82
4. 157	Matt Payne	2001-04
5. 139	Owen Pochman	1997-00
6. 125	Justin Sorensen	2008, 11-13
7. 118	Trevor Samson	2013-15
8. 113	Dev Duke	1973-77
9. 94	Jason Chaffetz	1986-89
10. 90	Brent Johnson	1976-79

**Season**

1. 76	Matt Payne	2001
2. 71	Kurt Gunther	1980
3. 65	Ethan Pochman	1996
4. 63	Trevor Samson	2014

63	Kurt Gunther	1981
6. 62	Jared McLaughlin	2006
62	Jake Oldroyd	2020
8. 61	Mitch Payne	2009
9. 59	Earl Kauffman	1990
10. 56	Mitch Payne	2008
56	Jason Chaffetz	1989
56	Brent Johnson	1979

**Game**

10 Three players

### PAT PERCENTAGE

---

**Career - Minimum of Two Seasons Played**

1. 97.6	Justin Sorensen	2008, 11-13
2. 97.56	David Lauder	1992, 1994
3. 97.28	Jake Oldroyd	2016, 19-present
4. 97.10	Owen Pochman	1997-00
5. 96.83	Rhett Almond*	2012, 2015-18
6. 96.6	Trevor Samson	2014-15
7. 96.0	Mitch Payne	2007-10
8. 95.54	Matt Payne	2001-04
9. 95.52	Leonard Chitty	1986-87
10. 94.68	Jason Chaffetz	1986-89

**Season**

- 1. 100% Four times (Owen Pochman 2000, Matt Payne 2003, Justin Sorensen 2011, 13)

### CONSECUTIVE PATS MADE

---

**Career**

1. 86	Jake Oldroyd	2021-22
-------	--------------	---------

**Season**

1. 61	Ethan Pochman	1996
-------	---------------	------

**Game**

1. 10	Matt Payne	vs. Tulsa, 8/25/01	W, 70-35
10	Jason Chaffetz	vs. Utah, 11/18/89	W, 70-31
10	Trevor Samson	vs. Wagner, 10/24/15	W, 70-6

### LONGEST KICKS

---

**LONGEST FIELD GOAL MADE**

- 1. 56 Owen Pochman vs. UNM, 11/18/00, W, 37-13
- 2. 54 Jake Oldroyd vs. Washington, 9/21/19, L 45-19
- 54 Jake Oldroyd vs. Troy, 9/26/20, W 48-7
- 3. 53 Matt Payne at Air Force, 10/23/04, W, 41-24
- 53 Matt Payne vs. Notre Dame, 9/4/04, W, 20-17
- 53 Matt Payne at USC, 9/6/03, L, 35-18
- 53 Jared McLaughlin at Air Force, 10/28/06, W, 33-14
- 53 Dennis Patera at Utah St., 11/4/67, L, 30-9
- 53 Jake Oldroyd vs. N. Alabama 11/21/20, W 66-14
- 4. 52 Matt Payne at CSU, 10/2/04, W, 31-21
- 52 Matt Payne at USC, 9/6/03, L, 35-18
- 52 Matt Payne vs. New Mex, 11/16/02, L, 20-16
- 52 Leonard Chitty at New Mex, 9/26/87, W 45-25
- 52 Brent Johnson at Utah, 11/18/78, L, 23-22

**LONGEST PUNT**

- 1. 83 Ryan Rehkow vs. ASU, 9/18/21, W 27-17
- 2. 81 Scott Arellano at M. Tennessee, 11/1/14, W, 27-7
- 3. 80 Lee Johnson at Wyoming, 10/8/83, W, 41-10
- 4. 79 Matt Payne vs. USC, 9/18/04, L, 42-10
- 79 Ben Lavery vs. Pacific, 11/26/66, W, 38-0
- 6. 78 Bill Wright at Wyoming, 10/21/61, L, 36-8
- 7. 77 Jonny Linehan at Nebraska, 9/5/15, W, 33-28
- 8. 76 Matt Payne vs. SDSU, 11/2/02, W, 34-10
- 9. 75 CJ Santiago at New Mexico, 9/29/07, W, 31-24
- 75 Joe Liljenquist at CSU 11/7/70. L, 26-9

### MOST PUNTS

---

**Career**

1. 204	Alan Boardman	1993-96
2. 201	Richard Adams	1967-69
3. 198	Riley Stephenson	2009-12
4. 192	Matt Payne	2001-04
5. 180	Patrick Thompson	1985-88
6. 178	Jonny Linehan	2015-17
7. 161	Mark Giles	1973-75
8. 149	Scott Arellano	2013-14
9. 133	Earl Kauffman	1988-91
10. 130	J.D. Hartsfield	1997-98

**Season**

1. 83	Richard Adams	1969
2. 81	Richard Adams	1968
3. 80	Scott Arellano	2013
4. 78	Matt Payne	2003
5. 72	Patrick Thompson	1987
6. 69	Scott Arellano	2014
7. 67	Aaron Edmonds	2000
8. 66	Doug Coon	1972
9. 65	J.D. Hartsfield	1997
65	J.D. Hartsfield	1998

**Game**

- 1. 15 Rich Adams at Iowa State, 9/27/1969, L, 10-0
- 2. 13 Dave Coon vs. Arizona St., 10/21/1972, L, 49-17
- 3. 12 Pat Thompson at SDSU, 11/29/1986, L, 10-3
- 12 Rich Adams vs. Wyoming, 10/12/1968, L, 20-17
- 12 Rich Adams at Wyoming, 10/12/1967, L, 26-10
- 12 Ben Lavery at Oregon, 10/2/1965, L, 27-14

### BEST PUNTING AVERAGE

---

**Career-Minimum of 60 punts**

1. 46.9	Lee Johnson	1980-84
2. 46.8	Ryan Rehkow	2020-present
3. 45.4	Matt Payne	2001-04
4. 43.4	Jesse Sowards	1997-99
5. 43.3	Riley Stephenson	2009-12
6. 42.9	Gary Dunn	1958-59
7. 42.87	Patrick Thompson	1985-88
8. 42.85	Scott Arellano	2013-14
9. 42.7	Jonny Linehan	2015-17
10. 42.3	Alan Boardman	1993-96

**Season-Minimum of 40 punts**

1. 50.63	Lee Johnson	1983
2. 48.58	Ryan Rehkow	2021
3. 47.59	Matt Payne	2002
4. 47.04	Riley Stephenson	2012
5. 46.17	Ryan Rehkow	2022
6. 45.63	Mike Mees	1982
7. 45.49	Lee Johnson	1984
8. 45.35	Clay Brown	1979
9. 45.29	Matt Payne	2004
10. 45.01	Scott Arellano	2014

### RETURNS

---

**MOST YARDS ON PUNT RETURNS**

---

**Career**

1. 1,312	Vai Sikahema	1980, 83-85
2. 1,230	John Betham	1972-74
3. 1,079	Chris Farasopoulos	1968-70
4. 1,003	Kent Oborn	1964-66
5. 856	JD Falslev	2010-13
6. 790	James Dye	1995-1996
7. 699	Mike O'Brien	1985-1988
8. 628	Golden Richards	1970-1971
9. 520	Dave Francis	1978-1980
10. 494	Mike Rigell	1998, 2000-2001

**Season**

1. 624	Golden Richards	1971
2. 554	John Betham	1973



3.	514	Chris Farasopoulos	1969
4.	472	Vai Sikahema	1984
5.	441	Vai Sikahema	1985
6.	438	James Dye	1995
7.	418	Mike O'Brien	1986
8.	393	Kent Oborn	1966
9.	379	John Betham	1974
10.	377	Vai Sikahema	1981

#### Game

- 219 Golden Richards at North Texas, 9/10/71 W, 41-13

### MOST PUNT RETURNS

#### Career

1.	153	Vai Sikahema	1980-85
2.	108	John Betham	1972-74
3.	95	Mike O'Brien	1985-88
4.	89	JD Falslev	2010-13
5.	78	Kent Oborn	1964-66
6.	71	Chris Farasopoulos	1968-70
7.	65	Mike Rigell	1998,00-01
8.	64	Mike Johnston	1992-95
9.	62	Dave Francis	1978-80
10.	57	Jaron Dabney	1997-99

#### Season

1.	54	Vai Sikahema	1985
2.	51	Vai Sikahema	1984
3.	50	Mike O'Brien	1986
4.	44	Vai Sikahema	1981
5.	40	John Betham	1973
6.	37	Dave Francis	1979
	37	John Betham	1972
8.	36	Mike Rigell	2001
	36	Mike O'Brien	1987
10.	35	Chris Farasopoulos	1969

#### Game

- 8 Don Bushore at Pepperdine, 11/26/49, L, 28-14
- Vai Sikahema at New Mexico, 10/19/85, W, 45-23
- Bill Nelson vs. Colorado St, 11/23/63, W, 24-20
- 7 Kent Oborn vs. Utah, 11/12/66, W, 35-13
- 7 Kent Oborn vs. Pacific, 11/16/66, W, 38-0
- Golden Richards vs. Arizona, 11/13/71, L, 27-14

### BEST AVERAGE PUNT RETURN

Minimum 25 returns for a career and 10 for a season

#### Career

1.	19.8	James Dye	1995-96
2.	17.1	Golden Richards	1970-71
3.	15.2	Chris Farasopoulos	1968-70
4.	12.9	Kent Oborn	1964-66
5.	11.4	John Betham	1972-74
6.	11.1	Brad Clark	1989-92
7.	10.2	Ken Call	1967-68
8.	9.6	JD Falslev	2010-13
9.	9.4	Nathan Meikle	2005-06
10.	9.38	Hobbs Nyberg	2020-present

#### Season

1.	21.9	James Dye	1995
2.	19.5	Chris Farasopoulos	1968
3.	18.9	Golden Richards	1971
4.	17.6	James Dye	1996
5.	15.7	Ken Call	1967
6.	15.5	Chris Farasopoulos	1969
7.	15.3	Jack Sanders	1967
8.	13.9	John Betham	1973
9.	13.5	Brad Clark	1991
10.	13.4	Chris Farasopoulos	1970

### MOST TOUCHDOWNS ON PUNT RETURNS

#### Career

1.	4	James Dye	1995-96
	4	Golden Richards	1970-71
3.	3	Vai Sikahema	1980-85
4.	2	JD Falslev	2010-13
	2	John Betham	1972-74

#### Season

1.	4	Golden Richards	1971
2.	2	James Dye	1996
	2	James Dye	1995
	2	Vai Sikahema	1985
5.	1	12 players tied with 1	

#### Game

- 2 Golden Richards at North Texas, 9/10/71 W, 41-13

### LONGEST PUNT RETURNS

- 94 Kent Oborn at Arizona, 11/20/65, W, 20-3
- 92 Chris Farasopoulos at UTEP, 10/25/69, L, 30-7
- 90 James Dye vs. Wyoming, 10/21/95, W, 23-20
- 89 Vai Sikahema vs. Tulsa, 9/15/84, W, 38-15
- 84 James Dye vs. SDSU, 9/16/95, W, 31-19
- 83 Jaron Dabney vs. Hawaii, 10/18/97, W, 17-3
- 82 Brad Clark vs. UTEP, 10/12/91, W, 31-29
- 81 Hal Lewis at CSU, 10/4/58, L, 32-6
- 79 James Dye at Utah State, 10/4/96, W, 45-17
- 77 McKay Jacobson vs. Wyoming, 11/9/06, W, 55-7
- 75 James Dye vs. Tulsa, 11/4/95, W, 45-35

### LONGEST PUNT RETURN TOUCHDOWNS

- 94 Kent Oborn at Arizona, 11/20/65, W, 20-3
- 92 Chris Farasopoulos at UTEP, 10/25/69, L, 30-7
- 90 James Dye vs. Wyoming, 10/21/95, W, 23-20
- 89 Vai Sikahema vs. Tulsa, 9/15/84, W, 38-15
- 84 James Dye vs. SDSU, 9/16/95, W, 31-19
- 83 Jaron Dabney vs. Hawaii, 10/18/97, W, 17-3
- 82 Brad Clark vs. UTEP, 10/12/91, W, 31-29
- 81 Hal Lewis at Colorado St., 10/4/58, L, 32-6
- 79 James Dye at Utah State, 10/4/96, W, 45-17
- 77 McKay Jacobson vs. Wyoming, 11/9/06, W, 55-7
- 74 Kent Oborn at Utah, 11/12/66, W, 35-13

### KICKOFF RETURN YARDS

#### Career

1.	1,625	Mike Rigell	1998, 2000-01
2.	1,611	O'Neill Chambers	2008-10
3.	1,391	Chris Farasopoulos	1968-70
4.	1,383	Adam Hine	2012-15
5.	1,331	Cody Hoffman	2010-13
6.	1,277	Austin Collie	2004,07-08
7.	1,051	Eric Mortensen	1988-91
8.	992	Jaron Dabney	1997-99
9.	973	Vai Sikahema	1980-83, 85
10.	945	Mike O'Brien	1985-88

#### Season

1.	879	Cody Hoffman	2011
2.	865	Mike Rigell	2001
3.	843	Adam Hine	2013
4.	809	O'Neill Chambers	2008
5.	723	Austin Collie	2007
6.	649	Chris Farasopoulos	1970
7.	638	Jaron Dabney	1997
8.	617	Mike Rigell	1998
9.	579	Homer Jones	1979
10.	568	Tyler Anderson	1993

#### Game

- 237 Austin Collie at Tulsa, 9/15/07, L, 55-47

### TOTAL KICK RETURNS

#### Career

1.	69	O'Neill Chambers	2008-10
2.	65	Mike Rigell	1998, 00-01
3.	53	Adam Hine	2012-15
	53	Cody Hoffman	2010-13
5.	51	Chris Farasopoulos	1968-70
6.	49	Austin Collie	2004,07-08
	49	Eric Mortensen	1988-1991
8.	42	Vai Sikahema	1980-83, 85
	42	Mike O'Brien	1985-88
10.	41	Jaron Dabney	1997-99

#### Season

1.	36	Cody Hoffman	2011
2.	35	O'Neill Chambers	2008
3.	33	Mike Rigell	2001
4.	31	Adam Hine	2013
5.	28	Austin Collie	2007
	28	Breyon Jones	2005
7.	26	Chris Farasopoulos	1970
	26	Jaron Dabney	1997
	26	Dave Lowry	1976
10.	24	Paul Peterson	2000

#### Game

- 8 Alea Hifo vs. Toledo 9/30/16 W 55-53
- 8 Cody Hoffman vs. Utah, 10/17/11 L, 54-10
- 8 Austin Collie at Tulsa, 9/15/2007 L, 55-47

### KICKOFF RETURN AVERAGE

Minimum 20 returns for a career and 10 for a season

#### Career

1.	27.3	Chris Farasopoulos	1968-70
2.	26.09	Adam Hine	2012-15
3.	26.06	Austin Collie	2004,07-08
4.	25.7	James Dye	1995-96
5.	25.1	Cody Hoffman	2010-13

#### Season

1.	40.1	Paul Allen	1961
2.	38.4	Stacey Corley	1989
3.	32.2	Chris Farasopoulos	1969
4.	29.9	Tyler Anderson	1993
5.	29.8	Pete Van Valkenburg	1972
6.	29.5	John Greene	1965
7.	28.4	Eric Mortensen	1988
8.	28.3	David Christensen	2002
9.	27.9	Ronney Jenkins	1996
10.	27.5	Austin Collie	2008
11.	27.2	Adam Hine	2013
12.	27.2	JD Falslev	2012
13.	27.1	Cody Hoffman	2010
14.	26.9	Tim Nowatzke	1993
15.	26.8	Mike Rigell	1998

### LONGEST KICKOFF RETURN TOUCHDOWNS

- 100 Eric Mortensen vs. Utah St., 9/30/88, W, 38-3
- 100 James Dye vs. UTEP, 11/2/96, W, 40-18
- 100 Tyler Anderson at Utah St., 10/30/93, L, 58-56
- 100 John Betham vs. Utah, 11/23/74, W, 48-20
- 99 Adam Hine vs. Virginia, 9/20/14, W, 41-33
- 99 Stacey Corley vs. Air Force, 11/11/89, W, 44-35
- 97 Chris Farasopoulos vs. Arizona, 11/1/69, W, 31-21
- 96 Mike Rigell at Hawaii, 10/17/98, W, 31-9
- 94 Robert Parker at Washington, 9/20/86, L, 52-21
- 93 Cody Hoffman vs. UCF, 9/23/11, W, 24-17
- 93 Pete Van Valkenburg at UNM, 11/25/72, W, 21-7



- 93 Paul Allen vs. Utah State, 11/4/61, L, 31-8
- 13. 92 Paul Allen at North Tex. St., 9/30/61, L, 41-30
- 92 Phil Brady vs. Utah, 10/13/62, L, 35-20
- 15. 85 Stacey Corley vs. Air Force, 11/11/89, W, 44-35
- 16. 81 John Greene vs. SJSU, 10/8/65, W, 34-7
- 17. 79 Tony Crutchfield at Air Force, 11/12/88, W, 49-31

### COMBINED RETURN YARDS

Career		
1.	2,470	Chris Farasopoulos 1968-70
2.	2,285	Vai Sikahema 1980-85
3.	2,119	Mike Rigell 1998, 2000-01
4.	2,053	John Betham 1972-74
5.	1,847	O'Neill Chambers 2008-10
6.	1,745	Kent Oborn 1964-66
7.	1,644	Mike O'Brien 1984-88
8.	1,426	Jaron Dabney 1997-99
9.	1,400	Cody Hoffman 2009-13
10.	1,380	James Dye 1995-96

Season		
1.	1,164	Mike Rigell 2001
2.	1,092	Golden Richards 1971
3.	1,075	Chris Farasopoulos 1969
4.	1,021	Chris Farasopoulos 1970
5.	910	Jaron Dabney 1997
6.	886	John Betham 1974
7.	879	Cody Hoffman 2011
8.	868	O'Neill Chambers 2008
9.	848	Vai Sikahema 1984
19.	843	Adam Hiné 2013

Game		
247	Golden Richards at North Texas St., 9/10/71 W, 41-13	

### MOST COMBINED RETURNS

Career		
1.	195	Vai Sikahema 1980-85
2.	142	John Betham 1972-74
3.	137	Mike O'Brien 1985-88
4.	130	Mike Rigell 1998, 2000-01
5.	122	Chris Farasopoulos 1968-70
6.	113	Kent Oborn 1964-66
7.	112	JD Falslev 2009-13
8.	106	O'Neill Chambers 2008-11
9.	98	Jaron Dabney 1997-99
10.	82	Bryce Mahuika 2004-08

Season		
1.	69	Mike Rigell 2001
2.	66	Vai Sikahema 1984
3.	64	Vai Sikahema 1985
4.	62	Mike O'Brien 1986
5.	58	Mike O'Brien 1987
6.	56	Golden Richards 1971
7.	55	Vai Sikahema 1981
8.	53	Chris Farasopoulos 1970
	53	Jaron Dabney 1997
10.	51	Chris Farasopoulos 1969
	51	John Betham 1974

Game		
10	Four players	

### ALL-PURPOSE YARDS

Career		
1.	5,015	Cody Hoffman 2010-13
2.	4,996	Curtis Brown 2002, 04-06
3.	4,649	Austin Collie 2004, 07-08
4.	4,540	Harvey Unga 2006-09

- 5. 4,468 Jamaal Williams 2012-14, 16

Season		
1.	2,112	Austin Collie 2008
2.	2,004	Luke Staley 2001
3.	1,882	Harvey Unga 2007
4.	1,864	Curtis Brown 2006
5.	1,838	Pete Van Valkenburg 1972

Game		
1.	366	Austin Collie at Tulsa, 9/15/2007, L, 55-47
2.	306	Pete Van Valkenburg vs. Wyo., 11/4/72, W, 33-14
3.	303	Eldon Fortie vs. GW, 9/29/62, L, 13-12
4.	300	Luke Staley vs. Utah St, 10/5/01, W, 54-34
5.	296	Tyler Anderson at Utah St., 10/30/93, L, 58-56

### DEFENSE

Only defensive statistics since 2000 are officially recognized by the NCAA

### TOTAL TACKLES SINCE 2000

Career			
1.	330	Aaron Francisco	2001-04
2.	294	Cameron Jensen	2004-06
3.	275	David Nixon	2003, 06-08
4.	267	Paul Walkenhorst	2000-05
5.	262	Fred Warner	2014-17

Season			
1.	143	Uani 'Unga	2013
2.	118	Sione Takitaki	2018
3.	116	Aaron Francisco	2003
4.	113	Kelly Poppinga	2007
5.	110	Andrew Rich	2010

Game			
1.	19	Sione Takitaki vs. W. Michigan	12/21/18, W, 49-18
	19	Butch Pau'u vs. UCLA, 9/17/16, L	17-14
	19	Uani 'Unga at Notre Dame, 11/23/13, L,	23-13
3.	17	Keenan Pili, vs. Arizona, 9/4/21, W	24-16
	17	Kelly Poppinga vs. TCU, 11/8/07, W,	27-22
	17	Uani 'Unga at Utah State, 10/4/13, W,	31-14
	17	Uani 'Unga vs. Boise State, 10/25/13, W,	37-20
	17	Keenan Pili vs. Arizona, 9/4/21, W	24-16
8.	16	Harvey Langi vs. Wyoming, 12/21/2016, W	24-21
	16	Aaron Francisco at BSU, 9/24/04, L,	28-27
	16	Aaron Francisco vs. USC, 9/18/04, L,	42-10

### TACKLES

Career			
1.	408	Shad Hansen	1989-92
2.	394	Rod Wood	1976-78
3.	389	Larry Carr	1972-74
4.	382	Glenn Redd	1978-80
5.	371	Rocky Biegel	1988-91

Season			
1.	193	Shad Hansen	1991
2.	192	Rocky Biegel	1991
3.	157	Rod Wood	1978
4.	149	Sid Smith	1975
5.	148	Glen Redd	1980
	148	Bob Davis	1988

Game			
1.	25	Dan Hansen vs. New Mexico ,10/1/71, L,	14-0
2.	22	Derwin Gray vs. Penn State, 9/21/91, L,	33-7
3.	21	Dan Hansen at Colorado State, 11/7/70, L,	26-9
4.	20	Ted Nelson vs. Arizona State, 10/17/70, L,	27-3
5.	19	Five players tied with 19	

### SOLO TACKLES SINCE 2000

Career			
1.	167	Aaron Francisco	2001-04
2.	158	Fred Warner	2014-17

- 3. 153 Kyle Van Noy 2010-13
- 4. 150 Cameron Jensen 2004-06
- 5. 137 David Nixon 2003, 06-08

Season			
1.	74	Sione Takitaki	2018
2.	64	Justin Ena	2001
3.	63	Andrew Rich	2010
4.	62	Uani 'Unga	2013
5.	57	Ben Bywater	2021
	57	Cameron Jensen	2006

Game			
1.	11	Butch Pau'u vs. UCLA	9/17/16, 17-14
2.	7 players tied with 10		

### ASSISTED TACKLES SINCE 2000

Career			
1.	163	Aaron Francisco	2001-04
2.	144	Cameron Jensen	2004-06
3.	138	David Nixon	2003, 06-08
4.	137	Paul Walkenhorst	2000-05
5.	130	Brandon Ogletree	2009-12

Season			
1.	81	Uani 'Unga	2013
2.	67	Ben Bywater	2022
3.	67	Kelly Poppinga	2007
4.	63	Aaron Francisco	2003
5.	60	Paul Walkenhorst	2002

Game			
1.	14	Uani 'Unga at Notre Dame, 11/23/13, L,	23-13
2.	13	Kelly Poppinga vs. CSU, 11/3/07, W,	35-16
3.	12	Uani 'Unga at Utah State, 10/4/13, W,	31-14
4.	11	Four players tied with 11	

### TACKLES FOR LOSS SINCE 2000

Career			
1.	61.5	Kyle Van Noy	2010-13
2.	44.5	Jan Jorgensen	2006-09
3.	44	Bronson Kaufusi	2012-15
4.	43.5	David Nixon	2003, 06-08
5.	39	Brady Poppinga	2001-04

Season			
1.	22	Kyle Van Noy	2012
2.	20	Jan Jorgensen	2007
3.	19	Colby Bockwoldt	2003
	19	Ryan Denney	2001
4.	18	Setema Gali, Jr.	2000

Game			
1.	6	Hans Olsen at Colorado State, 11/2/00 L,	45-21
2.	5	Kyle Van Noy vs. Tulsa, 12/30/11, W,	24-21
	5	David Nixon vs. CSU, 10/9/03, L,	58-13
4.	4	Four players tied with four	

### SACKS SINCE 2000

Career			
1.	30	Jan Jorgensen	2006-09
2.	27	Bronson Kaufusi	2012-15
3.	26	Kyle Van Noy	2010-13
4.	19	Brady Poppinga	2001-04
5.	14.5	Sione Takitaki*	2014-15, 17-18

Season			
1.	14	Jan Jorgensen	2007
2.	13	Kyle Van Noy	2012
3.	10	Setema Gali, Jr.	2000
4.	9	Manaea Brown	2004
5.	8	Brady Poppinga	2002

Game			
1.	3.5	Bronson Kaufusi vs. Cincinnati	10/16/15, W, 38-24

- 2. 3 Teu Kautai at MTSU, 11/1/14, W, 27-7
- 3 Kyle Van Noy vs. Georgia Tech, 10/12/13, W, 38-20
- 3 Kyle Van Noy at New Mex St., 11/24/12, W, 50-14
- 3 Jan Jorgensen vs. Colo.St., 11/3/07, W, 35-16
- 3 Justin Maddux at UNLV, 11/5/05, W, 55-14
- 3 Brady Poppinga vs. SDSU, 11/2/02, W, 34-10

## SACKS

### Career

- 1. 33 Brandon Flint 1980-83
- 2. 30 Jan Jorgensen 2006-09
- 3. 28.5 Randy Brock 1991-94
- 4. 27 Bronson Kaufusi 2012-15
- 27 Mekeli Ieremia 1974-77

### Season

- 1. 17 Mekeli Ieremia 1976
- 2. 16 Shawn Knights 1986
- 16 Jim Hermann 1983
- 4. 14 Jan Jorgensen 2007
- 14 Todd Shell 1983
- 14 Stan Varner 1974

### Game

- 1. 6 Shay Muirbrook vs. Kansas St., 1/1/97, W, 19-15
- 2. 4 Setema Gali at New Mex., 10/16/99, W, 31-7
- 4 Jason Buck vs. Oregon State, 11/15/86, L, 10-7
- 4 Kyle Whittingham at SDSU, 10/17/81, W, 27-7

## QUARTERBACK HURRIES SINCE 2000

### Career

- 1. 32 Kyle Van Noy 2010-13
- 2. 22 Jan Jorgensen 2006-09
- 3. 13 Sione Takitaki\* 2014-15, 17-18
- 4. 12 Bronson Kaufusi 2012-15
- 5. 11 Coleby Clawson 2008-09

### Season

- 1. 12 Kyle Van Noy 2013
- 2. 11 Jan Jorgensen 2008
- 3. 10 Kyle Van Noy 2011
- 4. 8 Three players tied with 8

### Game

- 1. 5 Kyle Van Noy vs. Texas, 9/7/13, W, 40-21
- 2. 4 Jan Jorgensen vs. N. Iowa, 8/30/08, W, 41-17
- 3. 3 Five players tied with 3

## PASS BREAKUPS SINCE 2000

### Career

- 1. 23 Robertson Daniel 2013-14
- 23 Daniel Sorensen 2008, 11-13
- 3. 21 Brian Logan 2009-10
- 4. 20 Preston Hadley 2011-12
- 5. 19 Kaleb Hayes 2021-22

### Season

- 1. 15 Jordan Johnson 2012
- 2. 14 Corby Eason 2011
- 14 Preston Hadley 2011
- 14 Brian Logan 2009
- 5. 12 Kaleb Hayes 2021
- 12 Daniel Sorensen 2013

### Game

- 1. 4. Kaleb Hayes at USC, 11/27/21, W 35-31
- 4 Corby Eason vs. San Jose St., 10/8/11, W, 29-16
- 4 Daniel Sorensen vs. Texas, 9/7/13, W, 40-21
- 3. 3 12 players tied with 3

## INTERCEPTIONS SINCE 2000

### Career

- 1. 14 Kai Nacua 2013-16
- 2. 10 Andrew Rich 2008-10
- 3. 9 Jernaro Gilford 1999, 2001-03
- 4. 8 Daniel Sorensen 2008, 11-13
- 5. Three players tied with 7

### Season

- 1. 6 Kai Nacua 2016
- 6 Jernaro Gilford 2001
- 6 Kai Nacua 2015
- 4. 5 Andrew Rich 2010
- 5. 4 Four players tied with 4

### Game

- 1. 3 Tyson Smith vs. Wyoming, 10/26/00, W, 19-7
- 3 Kai Nacua vs. Boise State, 9/12/15, W, 35-24
- 2. 2 Nine players tied with 2

## INTERCEPTIONS

### Career

- 1. 20 Dave Atkinson 1970-73
- 2. 18 Dan Hansen 1969-72
- 18 Bobby Roberts 1965-67
- 4. 14 Derwin Gray 1989-92
- 5. 13 Brian Mitchell 1987-90
- 13 Tom Holmoe 1978-82

### Season

- 1. 9 Dave Atkinson 1971
- 9 Gene Frantz 1962
- 3. 8 Dave Atkinson 1972
- 8 Dan Hansen 1970
- 5. 7 Six seasons, 5 different players

### Game

- 1. 3 Eight times, 7 different players
- Last: Kai Nacua vs. Boise State 9/12/15 W, 35-24

## INTERCEPTION RETURN YARDS SINCE 2000

### Career

- 1. 246 Kai Nacua 2013-16
- 2. 226 Dayan Ghanwoloku 2016-19
- 3. 160 Andrew Rich 2008-10
- 4. 148 John Burbidge 2001-04
- 5. 122 Kyle Van Noy 2010-13

### Season

- 1. 137 Kai Nacua 2015
- 2. 131 Jernaro Gilford 2001
- 3. 113 Dayan Ghanwoloku 2016
- 4. 105 Dayan Ghanwoloku 2017
- 5. 95 Ben Bywater 2022

### Game

- 1. 105 Dayan Ghanwoloku at Mississippi St., 10/14/17 L, 35-10
- 2. 80 John Burbidge vs. New Mex., 11/16/02, L, 20-16
- 3. 76 Ben Bywater vs. SMU, 12/17/22, W 24-23
- 76 Kai Nacua vs. Boise State, 9/12/15, W 35-24
- 5. 64 Justin Robinson vs. Utah State, 9/23/06, W, 38-0

## MOST INTERCEPTION RETURN YARDS

### Career

- 1. 421 Dan Hansen 1970-72
- 2. 249 Mike Russell 1973-74
- 3. 246 Kai Nacua 2013-16
- 4. 226 Dayan Ghanwoloku 2016-19
- 5. 222 Dave Atkinson 1970-73

### Season

- 1. 233 Dan Hansen 1971
- 2. 137 Mike Russell 1974

- 137 Kai Nacua 2015
- 4. 131 Jernaro Gilford 2001
- 131 Jeff Lyman 1971

### Game

- 1. 97 Brian Mitchell at New Mexico 9/2/89, W, 24-3
- 93 Dan Hansen at Wyoming, 10/16/71, W, 35-17
- 86 Dan Hansen at UTEP, 10/30/71, W, 16-0

## FORCED FUMBLES SINCE 2000

### Career

- 1. 12 Kyle Van Noy 2010-13
- 2. 6 Andrew Rich 2008-10
- 6 Aaron Francisco 2001-04
- 4. 5 Bronson Kaufusi 2012-15
- 5. 4 Three players tied with 4

### Season

- 1. 6 Kyle Van Noy 2012
- 2. 4 Uona Kaveinga 2011
- 4 Ryan Denney 2001
- 4. 3 Eight players tied with 3
- Last Bronson Kaufusi 2015

### Game

- 1. 2 Andrew Rich vs. Oklahoma, 9/5/09, W, 14-13

## FUMBLE RECOVERIES SINCE 2000

### Career

- 1. 7 Dayan Ghanwoloku 2016-2019
- 2. 6 Jan Jorgensen 2006-09
- 6 Shawn Doman 2006-09
- 4. 5 Fred Warner 2014-2017
- 5 Spencer Hadley 2008, 11-13

### Season

- 1. 5 Hans Olsen 2000
- 2. 4 Dayan Ghanwoloku 2018
- 4 Shawn Doman 2009
- 4 Fred Warner 2015
- 4. 3 Four players tied with 3

### Game

- 1. 3 Justin Luetzgerodt at Wyoming, 11/12/0, W, 35-21
- 2. 2 Hans Olsen vs. SDSU, 10/21/00, L, 16-15

## FUMBLE RETURN YARDS SINCE 2000

### Season

- 1. 64 Scott Johnson 2001
- 2. 52 Michael Shelton 2016
- 3. 48 Jan Jorgensen 2006
- 4. 44 Kyle Van Noy 2010
- 5. 38 Brandon Bradley 2008

### Game

- 1. 64 Scott Johnson at Wyoming, 11/12/05, W, 35-21
- 2. 52 Michael Shelton vs. Utah State 11/26/16, W 28-10
- 3. 48 Jan Jorgensen vs. UNLV, 10/21/06, W, 52-7
- 4. 44 Kyle Van Noy at CSU, 11/13/10, W, 49-10
- 5. 38 Brandon Bradley at Utah St., 10/3/08, L, 48-24



NCAA RANKINGS/RECORDS

The following section lists BYU players ranked in career NCAA statistical categories in the FBS Record Book along with NCAA record holders. It also includes team rankings still ranked in the top 25 for single seasons. Bowl statistics were included in the season and career statistics since 2002. For the most up to date records, visit NCAA.com.

\*\*NCAA record

†National champion or national leader in that category that season.

INDIVIDUAL OFFENSE

INDIVIDUAL TOTAL OFFENSE

Table with columns: Career (Rk., G, PLAYS, RUSH, PASS, YARDS, AVG), Season (Rk., G, PLAYS, RUSH, PASS, YARDS, AVG), Game (Rk., DATE OPPONENT, RUSH, PASS, YARDS)

TOTAL OFFENSE PER GAME

Table with columns: Career (Rk., G, PLAYS, YARDS, TDR, YPG), Season (Rk., G, PLAYS, YARDS, TDR, YPG)

ANNUAL TOTAL OFFENSE CHAMPIONS

Table with columns: Year, Player, CL, PLAYS, RUSH, PASS, YARDS, AVG

MOST SEASONS GAINING 4,000 YARDS OR MORE

3—Ty Detmer, BYU, 1989-91; tied with 7 others

PASSING OFFENSE

PASSING EFFICIENCY

Table with columns: Career (Rk., Att, CMP, INT, PCT, YDS, TD, EFF), Season (Rk., Att, CMP, INT, PCT, YDS, TD, EFF)

PASSING YARDS

Table with columns: Career (Rk., Att, CMP, INT, PCT, YDS, TD), Season (Rk., ATT, CMP, INT, PCT, YDS, TD), Game (Rk., DATE, OPPONENT, YARDS)

PASSING YARDS PER GAME

Table with columns: Career (Rk., G, ATT, CMP, INT, PCT, YDS, TD, YPG), Season (Rk., G, ATT, CMP, INT, PCT, YDS, TD, YPG)

PASSING YARDS PER ATTEMPT

Table with columns: Career (Rk., ATT, CMP, PCT, YDS, PER, CMP, P ATT), Season (Rk., ATT, CMP, PCT, YDS, PER, CMP, P ATT)

TOUCHDOWN PASSES

Table with columns: Career (Rk., G, TD), Season (Rk., G, TD)

MOST CONSECUTIVE GAMES GAINING 300 YARDS OR MORE

\*\*24—Ty Detmer, BYU (from Sept. 2, 1989, to Dec. 1, 1990)

MOST YARDS GAINED PER ATTEMPT

Game (Min. 40 atts.) \*\*14.1—John Walsh, BYU vs. Utah St., Oct. 30, 1993 (44 for 619)

MOST YARDS GAINED PER COMPLETION

Game (Min. 22 comps.) \*\*22.9—John Walsh, BYU vs. Utah St., Oct. 30, 1993 (27 for 619)

HIGHEST PERCENTAGE OF PASSES FOR TDS (MIN. 375 ATTS.)

Season \*\*11.5%—Jim McMahon, BYU, 1980 (46 of 400)

ANNUAL PASSING CHAMPIONS

Table with columns: Year, Player, School, CL, G, ATT, CMP, INT, PCT, YDS, TD, EFF

RUSHING

TWO PLAYERS, SAME TEAM, EACH GAINING 1,000 YARDS OR MORE IN A SEASON

Taysom Hill (1,344) and Jamaal Williams (1,233) in 2013 (one of 90 duos)

FRESHMAN 1,000 YARD RUSHERS

1,227 - Harvey Unga 2007 (one of several since 1968)

QUARTERBACK RUSHING

SINGLE-GAME YARDS (SINCE 2000)

Rk. Yds. Player, Team Date
10. 259 Taysom Hill, BYU (Texas) Sept. 9, 2013

SEASON YARDS

Rk. Player, Team Years G Carries Yards TD
24. Taysom Hill, BYU 2013 13 246 1,344 10 103.4

A QB GAINING 100 YDS RUSHING & 400 YDS PASSING

Game--1 of 13 players
Player, Team vs. Opp Date Rush Pass
Taysom Hill, BYU vs. Houston Oct. 19, 2013 128 417

GAINING 1,000 YDS RUSHING & 2,000 YDS PASSING

Season (happened 35 times)
Player, Team Season Class Rush Pass
Taysom Hill, BYU 2013 So. 1,344 2,938

A QB GAINING 2,000 YDS RUSHING & 4,000 YDS PASSING CAREER

Player, Team Season Rush Pass
Taysom Hill, BYU 2012-14 2,815 6,929
(1 of 47 players)

SCORING

RUSHING TDS IN A QUARTER

\*\*4—Dick Felt, BYU vs. San Jose St., Nov. 8, 1952 (4th); tied with three others

MOST TOUCHDOWNS SCORED IN QUARTER

Quarter
\*\*4—Dick Felt, BYU vs. San Jose St., Nov. 8, 1952 (all rushing, 4th quarter); 1 of 7 players

SEASON POINTS

Rk. Player, Team Year TD Xpts. FG Pts
16. Luke Staley, BYU †2001 28 2 0 170

SEASON POINTS PER GAME

Rk. Player, Team Year Cl. G TD Xpts. FG Pts. Pts/G
10. Luke Staley, BYU †2001 Jr. 28 2 0 170 15.45

ANNUAL POINTS PER GAME CHAMPIONS

Year Player, Team Cl. G TD Xpts. FG Pts. P/G
2001 Luke Staley, BYU Jr. 28 2 0 170 15.5

## INDIVIDUAL SPECIAL TEAMS

### MOST PUNT RETURNS

Career  
 \*\*1. 153—Vai Sikahema, BYU, 1980-81, 1984-85  
 (1,312 yards)

### HIGHEST AVERAGE GAIN PER RETURN

Game (Min. 5 rets.)  
 \*\*1. 43.8—Golden Richards, BYU vs. North Texas, Sept. 10, 1971  
 (5 for 219)

### HIGHEST PERCENTAGE OF FIELD GOALS MADE, 40 YARDS OR MORE

Season (Min. 10 made)  
 \*\*1. 93.3%—Matt Payne, BYU, 2004 (14 of 15)

### MOST CONSECUTIVE FIELD GOALS MADE, 40-49 YARDS

Career  
 \*\*1. 14—Matt Payne, BYU, 2003-04

## RECEIVING

### SINGLE-GAME RECEPTIONS

Rk.	Rec.	Player, Team (Opponent)	Date
3.	22	Jay Miller, BYU (New Mexico)	Nov. 3, 1973

### MOST PASSES CAUGHT BY A TIGHT END

Career Per Game  
 \*\*1. 5.4—Gordon Hudson, BYU, 1980-83 (178 in 33)

### MOST YARDS GAINED BY A TIGHT END

Game  
 \*\*1. 259—Gordon Hudson, BYU vs. Utah, Nov. 21, 1981 (caught 13)

Career  
 \*\*1. 2,901—Dennis Pitta, BYU, 2004, 2007-09 (caught 221)

Career Per Game (Min. 2,000 yards)  
 \*\*1. 75.3—Gordon Hudson, BYU, 1980-83 (2,484 in 33)

### HIGHEST AVERAGE GAIN PER RECEPTION BY A TIGHT END

Career (Min. 75 catches)  
 \*\*1. 19.2—Clay Brown, BYU, 1978-80 (88 for 1,691)

### ANNUAL RECEPTIONS PER GAME CHAMPIONS

Year	Player, Team	Cl.	G	Rec.	Rec/G	Yards	TD
1973	Jay Miller, BYU	So.	11	100	9.1	1,181	8

### ANNUAL RECEIVING YARDS PER GAME CHAMPIONS

Year	Player, Team	Cl.	G	Rec.	Rec/G	Yards	TD
2008	Austin Collie, BYU	Jr.	13	106	1,538	118.3	15

## DEFENSE

### CAREER TFLS

Rk.	G	Total
11.	52	62.0

### FORCED FUMBLES

Rk.	G	FF
T14.	52	11

### CAREER INTERCEPTIONS

Rk.	Player, Team	Years	Int.	Yards	Yds/G
T17.	Dave Atkinson, BYU	1971-73	20	222	11.1

### TOUCHDOWNS SCORED BY FUMBLE RETURN AND INTERCEPTION RETURN IN SAME GAME

Kyle Van Noy - BYU vs. San Diego St., Dec. 20, 2012 (0-yard fumble return and 17-yard interception return)  
 (1 of 5 players)

## PUNTING

### ANNUAL CHAMPIONS PUNTING

Year	Player, Team	Cl.	Punts	Yards	Yds/P
1979	Clay Brown, BYU	Jr.	43	1,950	45.3

Beginning in 1980, ranked on minimum 3.6 punts per game

Year	Player, Team	Cl.	Punts	Yards	Yds/P
2002	Matt Payne, BYU	So.	51	2,427	47.6

## RETURNS

### PUNT RETURNING AVERAGE

Season (Minimum 1.2 Returns Per Game)

Rk.	Player, Team	Year	Cl.	G	PR	Yards	TD	Yds./R
19.	James Dye, BYU	†1995	Jr.	11	20	438	2	21.90

Career Average (Minimum 1.2 Returns Per Game; Minimum 30 Returns; Player must have concluded his career)

Rk.	Player, Team	Years	PR	Yards	TD	Yds/R
12.	James Dye, BYU/USU	92-96	61	1,046	5	17.15

### PUNT RETURN ANNUAL CHAMPIONS

Year	Player, Team	Cl.	PR	Yards	TD	Long	Yds/P
1969	Chris Farasopoulous	Jr.	35	527	—	—	15.1
1971	Golden Richards	Jr.	33	624	4	87	18.9
1995	James Dye	Jr.	20	438	2	90	21.9

Beginning in 1970, ranked on average per return (instead of total yards)

### KICKOFF RETURN AVERAGE

Season (Minimum 1.2 Returns Per Game)

Rk.	Player, Team	Year	Cl.	KR	Yards	TD	Yds/R
2.	Paul Allen, BYU	†1961	Sr.	12	481	—	**40.08

### KICKOFF RETURN ANNUAL CHAMPIONS

(ranked on total yards prior to 1970 by NCAA)

Year	Player, Team	KR	Yards	Yds/R
1960	Bruce Samples, BYU	23	577	25.1

### KICKOFF RETURN ANNUAL CHAMPIONS (ranked by return avg)

Year	Player, Team	KR	Yards	Yds/R
1961	Paul Allen	12	481	**†40.08
1969	Chris Farasopoulous	17	548	†32.2

### MOST TOUCHDOWNS SCORED ON KICKOFF RETURNS

Game  
 \*\*2 - Stacey Corley vs. Air Force, 11/11/1989 (1 of 25)

## TEAM SCORING

### HIGHEST-SCORING TIE GAME

\*\*52-52—BYU & San Diego St., Nov. 16, 1991

### MOST POINTS SCORED IN FOURTH QUARTER TO WIN OR TIE A GAME

\*\*36—BYU (50) vs. Washington St. (36), Sept. 15, 1990  
 (trailed 29-14 at start of 4th quarter)

### SCORING OFFENSE CHAMPIONS

1979	BYU	40.6
1980	BYU	46.7
1981	BYU	38.7
2001	BYU	46.8

### MOST POINTS, BOTH TEAMS IN A TIE GAME

\*\*104—BYU (52) & San Diego St. (52), Nov. 16, 1991

## TEAM TOTAL OFFENSE

### TOTAL OFFENSE YARDS PER GAME

Rk.	Team	Year	G	Plays	Yds.	TD	Yds/G
7.	BYU	†1983	11	865	6,426	65	584.2
23.	BYU	1990	12	968	6,788	64	565.7

### TOTAL OFFENSE CHAMPIONS

1979	BYU	521.4
1980	BYU	535.0
1983	BYU	584.2
1984	BYU	486.5
1985	BYU	500.2
2001	BYU	542.9

### BOTH TEAMS GAINING 600 YARDS OR MORE

BYU (767) vs. SDSU (695), 11/16/91  
 BYU (621) vs. Hawaii (646), 12/8/2001  
 (Has happened in 65 FBS games)

## TEAM PASSING

### PASSING YARDS PER GAME

Rk.	Year	G	Att.	Com.	Pct.	Int.	Yds.	TD	Yds/G
8.	1990	12	580	373	.643	29	5,379	41	448.3
18.	†1980	12	498	317	.637	21	4,918	49	409.8

### PASSING OFFENSE CHAMPIONS

1976	BYU	307.8
1979	BYU	368.3
1980	BYU	409.8
1981	BYU	356.9
1983	BYU	381.2
1984	BYU	346.2
1985	BYU	354.5

## TEAM PASSING DEFENSE

### FEWEST COMPLETIONS ALLOWED IN A GAME

\*\*0 - vs. Rice 1996 on 5 attempts (many teams)

## SPECIAL TEAMS

### HIGHEST AVERAGE PER PUNT, BOTH TEAMS (MIN. 10 PUNTS)

\*\*55.3—BYU & Wyoming, Oct. 8, 1983 (11 for 608)

### HIGHEST PUNTING AVERAGE

\*\*50.63—BYU, 1983 (24 for 1,215 yards)

### HIGHEST NET PUNTING AVERAGE

\*\*45.04—BYU, 1983 (24 for 1,215 yards, 134 yards in punts returned) - since 1975

### NET PUNTING CHAMPS

1959	BYU	43.2
1983	BYU	45.0
1988	BYU	42.9
2002	BYU	42.7

### NET PUNTING

Rk.	Team	Year	AVG
7.	BYU	†1983	45.04 (Best since 1975)



### KICKOFF RETURN CHAMPS

1969	BYU	28.7
1979	BYU	26.3

### MOST TOUCHDOWNS SCORED BY A TEAM ON KICKOFF RETURNS

Game  
 \*\*2—vs. Air Force, 11/11/1989 (many teams)

### FEWEST PUNTS ALLOWED

0—BYU 3 times (Tulane, 2009; Colorado State, 2001; New Mexico, 1996) - held by many teams

## MISC. TEAM

### MOST GAMES PLAYED IN A SEASON (MODERN ERA, 1937-PRESENT)

\*\*15—BYU, 1996; Kansas St., 2003; Ohio State, 2014; Oregon, 2014; Alabama 2015; Clemson 2015, Alabama 2016, Clemson 2016, Georgia 2017, Clemson 2018, Alabama 2018, Clemson 2019, LSU 2019, Hawai'i 2019

### MOST OPPONENTS' FUMBLES RECOVERED

36—North Texas, 1972; BYU, 1977

## TEAM SEASON RECORDS

Season records may not include seasons prior to 1975. The amount and availability of archived statistics is less and less in the earlier seasons.

Bowl statistics were counted as part of season statistics starting in the 2002 season.

## VICTORIES

1.	13	1996	14 games
2.	12	2001	13 games
	12	1984	12 games
4.	11	1980	12 games
	11	2006	13 games
	11	2009	13 games
	11	1979	11 games
	11	1985	13 games
	11	2007	13 games
	11	2020	12 games
10.	10	2021	13 games
	10	1990	12 games
	10	1989	12 games
	10	1983	11 games
	10	1981	12 games
	10	2008	13 games
	10	2011	13 games

## FEWEST VICTORIES

1.	4	2017	13 games
	4	2003	12 games
2.	5	2004	11 games
	5	2002	12 games
	5	1973	11 games

## OFFENSE

### POINTS SCORED

Most			
1.	608	2001	13 games
2.	571	1996	14 games

3.	560	1980	12 games
4.	522	2020	12 games
5.	510	1990	12 games
6.	484	1989	12 games
	484	1983	11 games
8.	482	2014	13 games
9.	478	2006	13 games
10.	465	1981	12 games

Fewest			
1.	196	2003	12 games
2.	222	2017	13 games
3.	233	1978	12 games
4.	244	1975	11 games
5.	248	1972	11 games
6.	250	1997	11 games
7.	267	2004	11 games
8.	279	2002	12 games
9.	280	2000	12 games
10.	296	1974	11 games

### POINTS SCORED PER GAME

Most			
1.	46.77	2001	13 games
2.	46.67	1980	12 games
3.	44.00	1983	11 games
4.	43.5	2020	12 games
5.	42.50	1990	12 games
6.	40.79	1996	14 games
7.	40.64	1979	11 games
8.	40.33	1989	12 games
9.	39.36	1977	11 games
10.	38.75	1981	12 games

Fewest			
1.	16.33	2003	12 games
2.	17.08	2017	13 games
3.	19.42	1978	12 games
4.	22.18	1975	11 games
5.	22.55	1972	11 games
6.	22.73	1997	11 games
7.	23.25	2002	12 games
8.	23.33	2000	12 games
9.	24.27	2004	11 games
10.	25.00	1986	12 games

### TOTAL OFFENSIVE PLAYS

Most			
1.	1,111	2013	13 games
2.	1,049	2014	13 games
3.	1,037	1985	13 games
4.	1,004	1996	14 games
5.	1,003	2012	13 games
6.	996	2007	13 games
7.	977	2001	13 games
8.	968	1990	12 games
9.	958	2011	13 games
10.	956	2016	13 game

Fewest			
1.	715	1997	11 games
2.	792	1975	11 games
3.	797	1982	11 games
4.	799	2020	12 games
5.	803	1995	11 games
6.	806	2004	11 games
7.	822	2017	13 games
8.	831	1979	11 games

9.	834	1999	11 games
10.	846	2003	12 games
	846	1991	12 games
	846	1980	12 games

### TOTAL OFFENSIVE YARDS

Most			
1.	6,795	2001	13 games
2.	6,788	1990	12 games
3.	6,692	1996	14 games
4.	6,502	1985	13 games
5.	6,479	1989	12 games
6.	6,426	1983	11 games
7.	6,420	1980	12 games
8.	6,417	2013	13 games
9.	6,266	2020	12 games
10.	5,986	2014	13 games

Fewest Since 1975			
1.	3692	1997	11 games
2.	3775	2003	12 games
3.	3922	1975	11 games
4.	4224	2004	11 games
5.	4227	2017	13 games
6.	4238	1978	12 games
7.	4395	1976	11 games
8.	4502	2000	12 games
9.	4538	1995	11 games
10.	4581	1987	12 games

### TOTAL OFFENSIVE YARDS/GAME

Most	(Including 5,000+ seasons)		
1.	584.18	1983	11 games
2.	565.67	1990	12 games
3.	539.92	1989	12 games
4.	535.00	1980	12 games
5.	522.69	2001	13 games
6.	522.17	2020	12 games
7.	521.36	1979	11 games
8.	500.15	1985	13 games
9.	493.62	2013	13 games
10.	490.50	1984	12 games

Fewest Since 1975			
1.	314.58	2003	12 games
2.	325.15	2017	13 games
3.	335.64	1997	11 games
4.	353.17	1978	12 games
5.	356.55	1975	11 games
6.	364.9	2018	13 games
7.	366.46	2010	13 games
8.	375.17	2000	12 games
9.	381.69	1998	13 games
10.	381.75	1987	12 games

### TURNOVERS COMMITTED

Fewest			
1.	9	2020	12 games
2.	10	2022	13 games
3.	12	2021	13 games
4.	13	2006	13 games
5.	17	2018	13 games
6.	19	2016	13 games
7.	20	2005	12 games
	20	2015	13 games
9.	21	2019	13 games
	21	2010	13 games



21	1997	11 games	
21	2013	13 games	
Most			
1.	42	1988	12 games
2.	41	1990	12 games
3.	41	1977	11 games
4.	40	1985	13 games
5.	39	1975	11 games
6.	39	1986	12 games
7.	39	1987	12 games
8.	39	2003	12 games
9.	37	1978	12 games
10.	36	1980	12 games

FUMBLES

Fewest			
1.	11	2022	13 games
2.	13	2017	13 games
	13	2005	13 games
4.	14	2020	12 games
	14	2006	13 games
6.	15	2019	13 games
7.	16	2018	13 games
	16	2016	13 games
	16	2015	13 games
10.	17	2013	13 games
	17	2009	13 games

Most			
1.	43	2001	13 games
2.	37	1978	12 games
3.	34	1987	12 games
	34	1998	13 games
5.	32	1988	12 games
	32	1990	12 games
7.	31	1989	12 games
	31	1993	11 games
9.	30	four times	

FUMBLES LOST

Fewest			
1.	3	2022	13 games
2.	4	2006	13 games
3.	5	2020	12 games
4.	7	2021	13 games
	7	2016	13 games
	7	2005	12 games
	7	2013	13 games
	7	1976	11 games
9.	8	2017	13 games
	8	2015	13 games
	8	2012	13 games

Most			
1.	23	1998	13 games
2.	22	1988	12 games
3.	21	1975	11 games
4.	18	2001	13 games
	18	1977	11 games
	18	1981	12 games
7.	17	2003	12 games
8.	16	1987	12 games
	16	1989	12 games
	16	2004	11 games
	16	1985	13 games
	16	1986	12 games

PENALTIES COMMITTED

Fewest			
1.	52	2020	12 games
2.	59	2017	13 games
3.	66	2021	13 games
4.	68	1997	11 games
5.	68	1972	11 games
6.	70	2010	13 games
7.	72	1999	11 games
8.	74	2018	13 games
9.	75	2022	13 games
	75	2011	13 games

Most			
1.	141	1980	12 games
2.	114	1981	12 games
3.	111	1990	12 games
4.	110	1977	11 games
	110	2014	13 games
	110	1979	11 games
7.	109	1989	12 games
8.	108	1988	12 games
	108	1993	11 games
10.	106	1984	12 games

PENALTY YARDS

Fewest			
1.	444	2020	12 games
2.	509	2017	13 games
3.	539	2021	13 games
4.	544	1997	11 games
5.	583	2010	13 games
6.	633	2018	13 games
7.	653	2011	13 games
8.	668	2019	13 games
9.	672	1999	11 games
10.	674	1992	12 games

Most			
1.	1,322	1980	12 games
2.	1,227	1979	11 games
3.	1,085	1981	12 games
4.	1,053	2014	13 games
5.	1,031	1990	12 games
6.	1,008	1996	14 games
7.	998	1989	12 games
8.	993	1977	11 games
9.	981	1976	11 games
10.	978	1978	12 games

TIME OF POSSESSION

Highest			
1.	35:16.48	1976	11 games
2.	32:41.01	1999	11 games
3.	32:39.77	2016	13 games
3.	32:27.36	2005	12 games
4.	32:22.48	1986	12 games
5.	32:20.12	2009	13 games
6.	32:14.02	2007	13 games
7.	32:12.00	1987	12 games
8.	32:05.10	1985	13 games
9.	32:04.04	2006	13 games
10.	31:57.23	2012	13 games

Lowest			
1.	24:07.12	1978	12 games
2.	24:36.00	1977	11 games

3.	24:48.00	1980	12 games
4.	24:50.24	1979	11 games
5.	27:41.46	2013	13 games
6.	27:53.00	2017	13 games
7.	27:54.09	2014	13 games
8.	28:15.36	2002	12 games
9.	28:33.36	1991	12 games
10.	28:47.23	2015	13 games

FIRST DOWNS

Most			
1.	351	2001	13 games
2.	348	1990	12 games
3.	347	1985	13 games
4.	341	1996	14 games
5.	340	1983	11 games
6.	325	2014	13 games
	325	2013	13 games
8.	318	1981	12 games
9.	314	2008	13 games
	314	2007	13 games

Fewest			
1.	192	1997	11 games
2.	204	2003	12 games
3.	214	1976	11 games
4.	215	2017	13 games
5.	215	1975	11 games
6.	215	2004	11 games
7.	239	1987	12 games
8.	244	1995	11 games
9.	246	2002	12 games
10.	249	2018	13 games

FIRST DOWNS/GAME

Most			
1.	30.9	1983	11 games
2.	29.0	1990	12 games
3.	27.0	2001	13 games
4.	26.7	1985	13 games
5.	26.5	1981	12 games
6.	25.8	2020	12 games
7.	25.7	2005	12 games
8.	25.5	1994	12 games
9.	25.2	1979	11 games
10.	25.1	1989	12 games

Fewest			
1.	16.5	2017	13 games
2.	17.0	2003	12 games
3.	17.5	1997	11 games
4.	19.2	2018	13 games
5.	19.5	1976	11 games
6.	19.5	1975	11 games
7.	19.5	2004	11 games
8.	19.9	1987	12 games
9.	20.4	1998	13 games
10.	20.5	2002	12 games

RUSHING FIRST DOWNS

Most			
1.	161	2013	13 games
2.	151	1996	14 games
3.	148	2001	13 games
4.	143	2014	13 games
5.	142	2021	13 games
6.	141	2016	13 games



7.	136	1983	11 games
8.	128	1994	12 games
9.	124	1986	12 games
10.	123	2011	13 games

**Fewest**

1.	54	2003	12 games
2.	60	2002	12 games
3.	69	2004	11 games
4.	75	1995	11 games
5.	76	1976	11 games
6.	79	1980	12 games
7.	80	1987	12 games
8.	80	1999	11 games
9.	80	1979	11 games
10.	81	1997	11 games
	81	1977	11 games

## RUSHING FIRTS DOWNS PER GAME

**Most**

1.	12.38	2013	13 games
2.	12.36	1983	11 games
3.	11.4	2001	13 games
4.	11.2	2015	13 games
5.	11.0	2014	13 games
6.	10.9	2021	13 games
7.	10.8	2016	13 games
	10.8	1996	14 games
9.	10.7	1994	12 games
10.	10.3	1986	12 games

**Least**

1.	6.3	2004	11 games
2.	6.6	2003	12 games
	6.6	1980	12 games
4.	6.7	2017	13 games
	6.7	1987	12 games
6.	6.8	1995	11 games
7.	6.8	2000	12 games
8.	6.9	1976	11 games
9.	6.9	2002	12 games
10.	6.9	2006	13 games

## PASSING FIRST DOWNS

**Most**

1.	237	1990	12 games
2.	201	1985	13 games
3.	198	2008	13 games
4.	192	1989	12 games
5.	191	1981	12 games
6.	189	1980	12 games
7.	188	2006	13 games
8.	186	1983	11 games
9.	183	1984	12 games
10.	182	2007	13 games

**Fewest**

1.	87	1975	11 games
2.	90	2003	12 games
3.	100	1997	11 games
4.	106	2002	12 games
5.	115	1986	12 games
6.	116	2017	13 games
7.	121	2018	13 games
8.	122	1976	11 games
9.	124	2004	11 games
10.	128	1998	13 games

## PASSING FIRST DOWNS PER GAME

**Most**

1.	19.8	1990	12 games
2.	16.9	1983	11 games
3.	16.4	2020	12 games
4.	16.0	1989	12 games
5.	15.9	1981	12 games
6.	15.9	2015	13 games
7.	15.8	1979	11 games
8.	15.8	1980	12 games
9.	15.5	1985	13 games
10.	15.3	1984	12 games

**Fewest**

1.	7.9	1975	11 games
2.	8.8	2003	12 games
3.	8.9	2017	13 games
4.	9.1	1997	11 games
5.	9.3	2018	13 games
6.	9.6	1986	12 games
7.	9.8	1998	13 games
8.	10.0	2016	13 games
9.	10.5	2010	13 games
10.	10.9	2021	13 games

## PENALTY FIRST DOWNS

**Most**

1.	31	1981	12 games
	31	1978	12 games
3.	29	1999	11 games
	29	2010	13 games
5.	28	2016	13 games
6.	27	2000	12 games
	27	2015	13 games
8.	26	1985	13 games
	26	2005	12 games
10.	24	2022	13 games
	24	2020	12 games
	24	1980	12 games
	24	2011	13 games

**Fewest**

1.	10	2002	12 games
2.	11	1997	11 games
3.	11	1993	11 games
4.	12	2017	13 games
5.	13	1996	14 games
6.	14	2003	12 games
7.	14	1986	12 games
8.	14	1987	12 games
9.	14	1995	11 games
10.	15	1984	12 games

## RUSHING

### RUSHING TOUCHDOWNS

**Most**

1.	41	2001	13 games
2.	34	2020	12 games
3.	30	2021	13 games
	30	1996	14 games
5.	28	2016	13 games
	28	2015	13 games
	28	2014	13 games
	28	2006	13 games

	28	1983	11 games
10.	27	2018	13 games
	27	1989	12 games
	27	1982	11 games

**Fewest**

1.	7	2003	12 games
2.	12	2017	13 games
	12	2004	11 games
4.	13	1999	11 games
	13	1976	11 games
	14	1977	11 games
	15	1986	12 games
8.	16	1997	11 games
	16	1995	11 games
10.	16	1994	12 games
	16	1975	11 games

## RUSHING YARDS

**Most**

1.	3,475	2013	13 games
2.	2,832	2001	13 games
3.	2,615	2016	13 games
4.	2,549	1996	14 games
5.	2,446	2021	13 games
6.	2,363	2014	13 games
7.	2,296	2022	13 games
8.	2,281	2020	12 games
9.	2,233	1983	11 games
10.	2,185	2010	13 games

**Fewest**

1.	1,009	1976	11 games
2.	1,069	1995	11 games
3.	1,081	1987	12 games
4.	1,115	1999	11 games
5.	1,149	2004	11 games
6.	1,162	1993	11 games
7.	1,192	1997	11 games
8.	1,195	2003	12 games
9.	1,207	2000	12 games

## RUSHING ATTEMPTS

**Most**

1.	664	2013	13 games
2.	581	1996	14 games
3.	567	2014	13 games
4.	553	1975	11 games
5.	544	2016	13 games
6.	540	1998	13 games
7.	535	1986	12 games
8.	525	1978	12 games
9.	518	2010	13 games
10.	505	2012	13 games

**Fewest**

1.	348	1980	12 games
2.	368	1979	11 games
3.	376	1999	11 games
4.	382	2004	11 games
5.	388	1990	12 games
6.	389	1997	11 games
7.	393	1981	12 games
8.	395	1993	11 games
9.	396	1984	12 games
10.	397	2003	12 games

**RUSHING YARDS/ATTEMPT**

Most

1.	5.63	2001	13 games
2.	5.49	1983	11 games
3.	5.39	2020	12 games
4.	5.24	2022	13 games
5.	5.23	2013	13 games
6.	5.11	2021	13 games
7.	4.81	2016	13 games
8.	4.67	1982	11 games
9.	4.58	1979	11 games
10.	4.45	2019	13 games

Fewest

1.	2.22	1976	11 games
2.	2.35	1987	12 games
3.	2.58	1995	11 games
4.	2.63	1978	12 games
5.	2.94	1993	11 games
6.	2.97	1999	11 games
7.	3.007	2004	11 games
8.	3.010	2003	12 games
9.	3.03	2000	12 games
10.	3.06	1997	11 games

**RUSHING YARDS/GAME**

Most

1.	267.3	2013	13 games
2.	217.8	2001	13 games
3.	203.0	1983	11 games
4.	201.2	2016	13 games
5.	190.1	2020	12 games
6.	188.2	2021	13 games
7.	182.1	1996	14 games
8.	181.8	2014	13 games
9.	178.9	1975	11 games
10.	178.7	1978	11 games

Fewest

1.	90.1	1987	12 games
2.	91.7	1976	11 games
3.	97.2	1995	11 games
4.	99.6	2003	12 games
5.	100.6	2000	12 games
6.	101.4	1999	11 games
7.	104.5	2004	11 games
8.	105.6	1993	11 games
9.	108.4	1997	11 games
10.	115.0	1978	12 games

**PASSING****PASSING YARDS**

Most

1.	5,379	1990	12 games
2.	4,918	1980	12 games
3.	4,726	1989	12 games
4.	4,608	1985	13 games
5.	4,283	1981	12 games
6.	4,206	2006	13 games
7.	4,193	1983	11 games
8.	4,154	1984	12 games
9.	4,143	1996	14 games
10.	4,125	1991	12 games
11.	4,060	1993	11 games
12.	4,037	1979	11 games

13.	4,035	2008	13 games
14.	3,985	2020	12 games
15.	3,963	2001	13 games
16.	3,879	2007	13 games
17.	3,874	1988	12 games
18.	3,854	2015	13 games
19.	3,758	1977	11 games
20.	3,755	1994	12 games
21.	3,721	2005	12 games
22.	3,701	2019	13 games
23.	3,659	2009	13 games
24.	3,623	2014	13 games
25.	3,575	1992	12 games

Fewest

1.	1,954	1975	11 games
2.	2,500	1997	11 games
3.	2,530	2017	13 games
4.	2,573	2016	13 games
5.	2,579	2010	13 games
6.	2,580	2003	12 games
7.	2,753	2018	13 games
8.	2,827	1986	12 games
9.	2,858	1978	12 games
10.	2,942	2013	13 games

**PASSING ATTEMPTS**

Most

1.	580	1990	12 games
2.	560	1985	13 games
3.	538	1981	12 games
4.	516	2005	12 games
5.	504	2015	13 games
6.	503	2007	13 games
7.	500	2002	12 games
8.	498	1980	12 games
	498	2012	13 games
10.	496	1984	12 games

Fewest

1.	281	1975	11 games
2.	326	1997	11 games
3.	358	1986	12 games
4.	373	2018	13 games
5.	376	2020	12 games
6.	383	1998	13 games
7.	385	1982	11 games
8.	388	1995	11 games
9.	389	2021	13 games
10.	393	2022	13 games

**PASSING YARDS/GAME**

Most

1.	448.3	1990	12 games
2.	409.8	1980	12 games
3.	393.8	1989	12 games
4.	381.2	1983	11 games
5.	369.1	1993	11 games
6.	367.0	1979	11 games
7.	356.9	1981	12 games
8.	354.5	1985	13 games
9.	346.2	1984	12 games
10.	343.8	1991	12 games

Fewest

1.	177.6	1975	11 games
2.	194.6	2017	13 games

3.	197.9	2016	13 games
4.	198.4	2010	13 games
5.	211.7	2018	13 games
6.	215.0	2003	12 games
7.	226.3	2013	13 games
8.	227.3	1997	11 games
9.	235.6	1986	12 games
10.	236.9	1998	13 games

**PASSING YARDS/ATTEMPT**

Most

1.	10.9	1989	12 games
2.	10.6	2020	12 games
3.	9.88	1980	12 games
4.	9.82	1991	12 games
5.	9.79	1996	14 games
6.	9.31	2006	13 games
7.	9.27	1990	12 games
8.	9.16	1983	11 games
9.	8.94	1995	11 games
10.	8.86	1993	11 games

Fewest

1.	5.75	2003	12 games
2.	6.03	2010	13 games
3.	6.05	2017	13 games
4.	6.2451	2016	13 games
5.	6.2455	2002	12 games
6.	6.45	2012	13 games
7.	6.58	2013	13 games
8.	6.77	2000	12 games
9.	6.88	2011	13 games
10.	6.89	1978	12 games

**COMPLETIONS**

Most

1.	373	1990	12 games
2.	366	1985	13 games
3.	338	2008	13 games
4.	332	2005	12 games
5.	329	1981	12 games
6.	324	1983	11 games
7.	317	1980	12 games
8.	311	2006	13 games
9.	305	1984	12 games
	305	2001	13 games

Fewest

1.	156	1975	11 games
2.	184	1997	11 games
3.	205	1986	12 games
4.	210	1978	12 games
5.	222	1992	12 games
6.	224	1976	11 games
7.	226	1998	13 games
8.	228	2017	13 games
9.	234	2004	11 games
10.	236	2018	13 games

**COMPLETION PERCENTAGE**

Highest

1.	72.6%	2020	12 games
2.	70.74%	1983	11 games
3.	68.81%	2006	13 games
4.	68.79%	1996	14 games
5.	68.56%	2008	13 games
6.	67.30%	2009	13 games



7.	65.39%	2022	13 games
8.	65.04%	2021	13 games
9.	65.36%	1985	13 games
10.	64.95%	1995	11 games

Lowest Since 1975

1.	50.60%	1978	12 games
2.	53.02%	2013	13 games
3.	54.32%	1988	12 games
4.	54.54%	2017	13 games
5.	54.57%	2003	12 games
6.	54.81%	1992	12 games
7.	55.19%	2004	11 games
8.	55.40%	2002	12 games
9.	55.52%	1975	11 games
10.	55.58%	1976	11 games

## INTERCEPTIONS THROWN

Fewest Since 1975

1.	4	2020	12 games
2.	5	2021	13 games
3.	7	2022	13 games
7	2018	13 games	
5.	9	1998	13 games
9	2006	13 games	
7.	10	2001	13 games
8.	11	2019	13 games
11	1997	11 games	
11	2010	13 games	
11	1983	11 games	

Most

1.	29	1990	12 games
2.	24	1985	13 games
3.	23	1977	11 games
23	1987	12 games	
23	1986	12 games	
6.	22	2003	12 games
22	1978	12 games	
8.	21	1980	12 games
21	2002	12 games	
10.	20	1982	11 games
20	1988	12 games	

## PASSING TDS

Most

1.	49	1980	12 games
2.	41	1990	12 games
3.	38	1977	11 games
38	2001	13 games	
5.	37	1983	11 games
6.	36	1996	14 games
7.	35	2008	13 games
35	1991	12 games	
9.	34	2020	12 games
34	2009	13 games	
34	1984	12 games	
34	1981	12 games	

Fewest

1.	11	2000	12 games
2.	13	2017	13 games
13	1975	11 games	
13	2003	12 games	
5.	14	1978	12 games
6.	15	2016	13 games
15	1997	11 games	
8.	16	2002	12 games

9.	17	2010	13 games
10.	18	2018	13 games
18	1998	13 games	
18	2004	11 games	
18	1987	12 games	

## PASS EFFICIENCY

Highest

1.	189.35	2020	12 games
2.	177.25	1989	12 games
3.	175.47	2006	13 games
4.	172.57	1996	14 games
6.	171.92	1983	11 games
6.	171.51	1980	12 games
7.	165.50	1991	12 games
8.	163.73	2009	13 games
9.	159.83	2001	13 games
10.	158.7	2021	13 games

Lowest Since 1975

1.	100.23	2003	12 games
2.	106.56	2017	13 games
3.	109.35	2002	12 games
4.	110.05	1978	12 games
5.	114.79	2000	12 games
6.	117.30	1975	11 games
7.	118.11	2016	13 games
8.	118.96	2010	13 games
9.	119.67	2013	13 games
10.	120.41	2012	13 games

## DEFENSE

### POINTS ALLOWED

Fewest

1.	125	1979	11 games
2.	166	1984	12 games
3.	167	1982	11 games
4.	168	1977	11 games
5.	176	1985	13 games
6.	182	2012	13 games
182	1976	11 games	
8.	184	2020	12 games
9.	191	2006	13 games
10.	198	1980	12 games

Most

1.	407	1993	11 games
2.	396	2001	13 games
3.	383	2022	13 games
4.	358	2014	13 games
5.	351	2005	12 games
6.	336	2002	12 games
7.	331	2019	13 games
8.	321	2021	13 games
321	2017	13 games	
10.	319	1989	12 games

### POINTS ALLOWED PER GAME

Fewest

1.	11.36	1979	11 games
2.	13.54	1985	13 games
3.	13.83	1984	12 games
4.	14.00	2012	13 games
5.	14.69	2006	13 games
6.	15.18	1982	11 games
7.	15.27	1977	11 games

8.	15.33	2020	12 games
9.	16.50	1980	12 games
10.	16.55	1976	11 games

Most

1.	37.0	1993	11 games
2.	30.5	2001	13 games
3.	29.5	2022	13 games
4.	29.3	2005	12 games
5.	28.0	2002	12 games
6.	27.5	2014	13 games
7.	26.8	2004	11 games
8.	26.6	1989	12 games
9.	25.8	2003	12 games
10.	25.8	2000	12 games

## FIRST DOWNS ALLOWED

Fewest

1.	176	1986	12 games
2.	181	1997	11 games
3.	182	1998	13 games
4.	183	1984	12 games
5.	184	1979	11 games
6.	190	1999	11 games
7.	191	2012	13 games
191	1976	11 games	
9.	196	1987	12 games
10.	197	1975	11 games

Most

1.	302	2001	13 games
2.	293	2022	13 games
3.	282	2014	13 games
4.	281	2021	13 games
5.	279	2008	13 games
6.	267	2019	13 games
267	2017	13 games	
8.	263	2005	12 games
9.	262	2013	13 games
10.	259	1980	12 games

## FIRST DOWNS ALLOWED PER GAME

Fewest

1.	14.0	1998	13 games
2.	14.67	1986	12 games
3.	14.69	2012	13 games
4.	15.3	1984	12 games
5.	16.2	1985	13 games
6.	16.3	1987	12 games
7.	16.4	2011	13 games
8.	16.45	1997	11 games
9.	16.50	1978	12 games
10.	16.7	1979	11 games

Most

1.	23.4	1993	11 games
2.	23.2	2001	13 games
3.	22.5	2022	13 games
4.	21.9	2005	12 games
5.	21.7	2014	13 games
6.	21.6	1980	12 games
7.	21.5	2008	13 games
8.	21.38	2021	13 games
9.	21.33	1991	12 games
10.	21.27	1983	11 games

## RUSH FIRST DOWNS ALLOWED

Fewest



1.	63	2012	13 games
2.	65	1998	13 games
3.	66	1999	11 games
4.	70	1986	12 games
5.	78	2016	13 games
6.	78	2000	12 games
7.	81	2004	11 games
8.	82	1997	11 games
9.	83	2011	13 games
10.	84	2007	13 games
	84	1990	12 games

Most

1.	141	2001	13 games
2.	129	1993	11 games
3.	127	2022	13 games
4.	124	1980	12 games
5.	123	2019	13 games
6.	119	2017	13 games
7.	118	2021	13 games
8.	117	2002	12 games
9.	114	2008	13 games
10.	113	1991	12 games

### **RUSH FIRST DOWNS ALLOWED PER GAME**

Fewest

1.	4.8	2012	13 games
2.	5.0	1998	13 games
3.	5.8	1986	12 games
4.	6.0	2016	13 games
5.	6.0	1999	11 games
6.	6.4	2011	13 games
7.	6.46	2007	13 games
8.	6.50	2000	12 games
9.	6.7	2009	13 games
	6.7	2006	13 games
	6.7	2014	13 games

Most

1.	11.7	1993	11 games
2.	10.8	2001	13 games
3.	10.3	1980	12 games
4.	10.1	1979	11 games
	10.1	1982	11 games
6.	9.9	1995	11 games
7.	9.8	2022	13 games
	9.8	2002	12 games
9.	9.6	1977	11 games
10.	9.5	1975	11 games
	9.5	2019	13 games

### **PASSING FIRST DOWNS ALLOWED**

Fewest

1.	56	1979	11 games
2.	70	1984	12 games
3.	73	1975	11 games
4.	74	1977	11 games
5.	76	1982	11 games
6.	77	1976	11 games
7.	79	1978	12 games
8.	89	1997	11 games
9.	91	2003	12 games
10.	92	1998	13 games

Most

1.	164	2014	13 games
2.	145	2021	13 games
3.	143	2016	13 games

4.	142	2001	13 games
5.	139	2005	12 games
6.	138	2022	13 games
	138	2008	13 games
8.	136	2013	13 games
9.	135	2017	13 games
10.	133	1990	12 games
	133	1989	12 games

### **PASSING FIRST DOWNS ALLOWED PER GAME**

Fewest

1.	5.1	1979	11 games
2.	5.8	1984	12 games
3.	6.58	1978	12 games
4.	6.64	1975	11 games
5.	6.7	1977	11 games
6.	6.9	1982	11 games
7.	7.0	1976	11 games
8.	7.1	1998	13 games
9.	7.5	1985	13 games
10.	7.6	2003	12 games

Most

1.	12.6	2014	13 games
2.	11.6	2005	12 games
3.	11.2	2021	13 games
4.	11.1	1990	12 games
	11.1	1989	12 games
6.	11.0	2016	13 games
7.	10.9	2001	13 games
8.	10.6	2022	13 games
9.	10.6	2008	13 games
10.	10.5	2013	13 games

### **PENALTY FIRST DOWNS ALLOWED**

Fewest

1.	8	1992	11 games
2.	10	1997	12 games
3.	12	1986	11 games
4.	13	2020	12 games
	13	2017	13 games
6.	14	1982	11 games
	14	1987	11 games
	14	2000	11 games
9.	15	2021	13 games
	15	1984	12 games

Most

1.	31	2014	13 games
2.	29	2003	13 games
	29	1996	12 games
4.	28	2022	13 games
5.	27	2013	13 games
	27	2008	13 games
7.	26	2005	12 games
8.	25	1998	12 games
	25	1999	13 games
	25	2011	13 games
	25	2004	13 games

### **INTERCEPTION RETURN YARDS**

Most

1.	394	1987	12 games
2.	372	2016	13 games
3.	319	1989	12 games
	319	1996	14 games
5.	289	1999	11 games

6.	273	1988	12 games
7.	270	2001	13 games
8.	253	1990	12 games
9.	252	2004	11 games
10.	249	2014	13 games
11.	246	1980	12 games

Most since 2000

1.	372	2016	13 games
2.	270	2001	13 games
3.	252	2004	11 games
4.	249	2014	13 games
5.	245	2009	13 games
6.	240	2019	13 games
7.	231	2015	13 games
8.	224	2017	13 games
9.	198	2006	13 games
	198	2011	13 games

### **INTERCEPTIONS**

Most

1.	28	1987	12 games
2.	25	1980	12 games
3.	24	1988	12 games
	24	1967	10 games
4.	23	1985	13 games
5.	22	1990	12 games
	22	1976	11 games
7.	21	2016	13 games
	21	1979	11 games
	21	1989	12 games
10.	20	2001	13 games

Most since 2000

1.	21	2016	13 games
2.	20	2001	13 games
3.	18	2006	13 games
	18	2002	12 games
5.	16	2007	13 games
	16	2010	13 games
7.	15	2021	13 games
	15	2015	13 games
9.	14	2014	13 games
	14	2009	13 games
	14	2003	12 games

Fewest

1.	4	1997	11 games
2.	5	1993	11 games
3.	7	2022	13 games
4.	7	2000	12 games
5.	8	2020	12 games
6.	8	2017	13 games
7.	9	2018	13 games
	9	2005	12 games
	9	2008	13 games
	9	1992	12 games
	9	1994	12 games

### **SACKS**

Most

1.	42	1986	12 games
2.	40	2015	13 games
3.	36	1990	12 games
4.	35	1987	12 games
	35	1988	12 games
	35	1999	11 games



35	1998	13 games
35	1992	12 games
9. 34	1989	12 games
34	2004	11 games
34	2012	13 games

Most since 2000

1. 40	2015	13 games
2. 34	2004	11 games
34	2012	13 games
4. 32	2007	13 games
5. 29	2016	13 games
29	2000	12 games
7. 27	2018	13 games
27	2014	13 games
9. 26	2020	13 games
10. 25	2001	13 games
25	2009	13 games
25	2003	12 games

### SACK YARDS

Most

1. 330	1986	12 games
2. 279	1988	12 games
3. 253	1987	12 games
4. 245	1999	11 games
245	2004	11 games
6. 244	1996	14 games
7. 242	1990	12 games
8. 239	2015	13 games
9. 229	1998	13 games
10. 228	2007	13 games

Most since 2000

1. 245	2004	11 games
2. 239	2015	13 games
3. 228	2007	13 games
4. 200	2000	12 games
5. 185	2016	13 games
6. 183	2012	13 games
7. 182	2010	13 games
8. 179	2001	13 games
9. 177	2008	13 games
10. 175	2006	13 games

### OPPONENT RUSHING YARDS ALLOWED

Fewest

1. 1,014	1986	12 games
2. 1,128	1999	11 games
3. 1,130	2012	13 games
4. 1,171	2007	13 games
5. 1,186	1998	13 games
6. 1,396	1990	12 games
7. 1,430	1983	11 games
8. 1,432	2009	13 games
9. 1,446	2020	12 games
10. 1,456	2011	13 games

Most

1. 2,667	2001	13 games
2. 2,505	1993	11 games
3. 2,259	2022	13 games
4. 2,178	2019	13 games
5. 2,133	2002	12 games
6. 2,079	2013	13 games
7. 2,032	2021	13 games
8. 2,010	1975	11 games
9. 1,942	1984	12 games

10. 1,921	1980	12 games
-----------	------	----------

### OPPONENT RUSHING ATTEMPTS

Fewest

1. 389	1999	11 games
2. 405	2011	13 games
3. 408	2006	13 games
4. 412	2012	13 games
5. 419	2020	12 games
6. 422	2009	13 games
7. 429	2007	13 games
8. 431	2016	13 games
9. 432	1983	11 games
10. 437	1986	12 games

Most

1. 808	2005	12 games
2. 671	1995	11 games
3. 599	1980	12 games
4. 581	1978	12 games
5. 563	1979	11 games
6. 561	1977	11 games
7. 560	1984	12 games
8. 538	2013	13 games
9. 536	1991	12 games
536	1976	11 games
536	1975	11 games

### OPPONENT AVERAGE YARDS/RUSH

Fewest

1. 2.12	1967	10 games
2. 2.19	2005	12 games
3. 2.32	1986	12 games
4. 2.60	1995	11 games
5. 2.66	1969	10 games
6. 2.67	1998	13 games
7. 2.73	2007	13 games
8. 2.74	2012	13 games
9. 2.75	1966	10 games
10. 2.89	1999	11 games
11. 2.90	1968	10 games
12. 3.03	1979	11 games
13. 3.05	1985	13 games
14. 3.11	1994	12 games
15. 3.12	1990	13 games

Most

1. 5.25	1993	11 games
2. 5.04	2001	13 games
3. 4.55	2022	13 games
4. 4.32	2021	13 games
5. 4.23	2019	13 games
6. 4.12	2002	12 games
7. 4.04	2006	13 games
8. 3.9	2010	13 games
9. 3.86	2013	13 games
10. 3.85	1997	11 games

### OPPONENT RUSHING YARDS/GAME

Fewest

1. 84.5	1986	12 games
2. 86.9	2012	13 games
3. 90.1	2007	13 games
4. 91.2	1998	13 games
5. 102.5	1999	11 games

6. 110.2	2009	13 games
7. 112.0	2011	13 games
8. 112.8	2016	13 games
9. 116.3	1990	12 games
10. 118.5	1985	13 games

Most

1. 227.7	1993	11 games
2. 205.2	2001	13 games
3. 182.7	1975	11 games
4. 177.8	2002	12 games
5. 173.8	2022	13 games
6. 169.2	1982	11 games
7. 167.5	2019	13 games
8. 164.4	1997	11 games
9. 161.8	1984	12 games
10. 160.8	1977	11 games

### OPPONENT RUSH TOUCHDOWNS ALLOWED

Fewest

1. 5	2012	13 games
2. 6	1985	13 games
3. 8	2020	12 games
8	1977	11 games
5. 9	1999	11 games
9	1978	12 games
9	1984	12 games
8. 10	2006	13 games
10	1979	11 games
10. 11	1986	12 games
11	1996	14 games
11	1987	12 games
11	2013	13 games

Most

1. 29	2002	12 games
2. 24	2021	13 games
3. 25	2001	13 games
4. 22	2022	13 games
22	2018	13 games
22	2015	13 games
7. 21	1992	12 games
21	1989	12 games
21	1993	11 games
10. 20	2000	12 games

### PASSING YARDS ALLOWED

Fewest

1. 1,349	1979	11 games
2. 1,638	1975	11 games
3. 1,734	1982	11 games
4. 1,846	1976	11 games
5. 1,901	1977	11 games
6. 1,914	1984	12 games
7. 1,941	1978	12 games
8. 2,114	2003	12 games
9. 2,130	1997	11 games
10. 2,195	1980	12 games

Most

1. 3,506	2014	13 games
2. 3,456	2001	13 games
3. 3,295	1991	12 games
4. 3,278	2016	13 games
5. 3,275	1990	12 games
6. 3,232	2005	12 games
7. 3,203	1989	12 games
8. 3,146	1994	12 games

9.	3,046	2022	13 games
10.	3,015	2021	13 games

### PASSING YARDS ALLOWED PER GAME

<b>Fewest</b>			
1.	122.6	1979	11 games
2.	148.9	1975	11 games
3.	157.6	1982	11 games
4.	159.5	1984	12 games
5.	161.8	1978	12 games
6.	167.8	1976	11 games
7.	172.8	1977	11 games
8.	173.3	1985	13 games
9.	176.2	2003	12 games
10.	179.2	2012	13 games
<b>Most</b>			
1.	274.6	1991	12 games
2.	272.9	1990	12 games
3.	269.7	2014	13 games
4.	269.3	2005	12 games
5.	266.9	1989	12 games
6.	265.8	2001	13 games
7.	262.2	1994	12 games
8.	252.2	2016	13 games
9.	248.0	1993	11 games
10.	245.7	1983	11 games

### OPPONENT PASSING ATTEMPTS

<b>Fewest</b>		<b>Since 1975</b>	
1.	215	1975	11 games
2.	272	1997	11 games
3.	280	1976	11 games
4.	293	1979	11 games
5.	295	1982	11 games
6.	314	1984	12 games
7.	320	2003	12 games
8.	325	1978	12 games
9.	327	1977	11 games
10.	330	2000	12 games
<b>Fewest</b>		<b>Pre-1975</b>	
1.	107	1958	10 games
2.	124	1959	10 games
3.	126	1961	10 games
4.	132	1960	10 games
5.	140	1962	10 games
6.	158	1963	10 games
7.	181	1964	10 games
8.	207	1965	10 games
9.	262	1968	10 games
10.	268	1970	11 games
<b>Most</b>			
1.	549	2014	13 games
2.	499	1990	12 games
3.	490	2013	13 games
4.	468	2001	13 games
5.	449	2009	13 games
6.	448	2007	13 games
7.	445	2006	13 games
8.	433	1992	12 games
9.	432	2011	13 games
10.	430	2018	13 games

### PASSING YARDS ALLOWED PER ATTEMPT

<b>Fewest</b>			
1.	4.60	1979	11 games
2.	5.46	1980	12 games
3.	5.50	1985	13 games
4.	5.808	2013	13 games
5.	5.813	1977	11 games
6.	5.87	2018	13 games
7.	5.88	1982	11 games
8.	5.97	1978	12 games
9.	5.99	2006	13 games
10.	6.05	2011	13 games
<b>Most</b>			
1.	8.43	1994	12 games
2.	8.28	1991	12 games
3.	8.11	2000	12 games
4.	8.05	1989	12 games
5.	8.05	1993	11 games
6.	7.86	2005	12 games
7.	7.83	1997	11 games
8.	7.64	2016	13 games
9.	7.62	1975	11 games
10.	7.59	2017	13 games

### OPPONENT COMPLETIONS ALLOWED

<b>Fewest</b>			
1.	99	1975	11 games
2.	122	1976	11 games
3.	125	1979	11 games
4.	138	1997	11 games
5.	139	1982	11 games
6.	141	1984	12 games
7.	144	1977	11 games
8.	147	1978	12 games
9.	166	1988	12 games
10.	168	2003	12 games
<b>Most</b>			
1.	318	2014	13 games
2.	279	2013	13 games
3.	273	2022	13 games
4.	271	2016	13 games
5.	269	2021	13 games
6.	263	1990	12 games
7.	262	2009	13 games
8.	260	2018	13 games
9.	259	2005	12 games
10.	257	2007	13 games

### COMPLETION PERCENTAGE ALLOWED

<b>Lowest Since 1975</b>			
1.	42.66%	1979	11 games
2.	43.57%	1976	11 games
3.	44.04%	1977	11 games
4.	44.50%	1988	12 games
5.	44.90%	1984	12 games
6.	45.23%	1978	12 games
7.	46.05%	1975	11 games
8.	47.12%	1982	11 games
9.	47.18%	1998	13 games
10.	48.29%	1985	13 games
<b>Highest</b>			
1.	66.75%	2022	13 games
2.	65.80%	2017	13 games
3.	65.45%	2021	13 games

4.	63.66%	2019	13 games
5.	63.17%	2016	13 games
6.	63.02%	2005	12 games
7.	61.23%	2020	12 games
8.	61.12%	2008	13 games
9.	60.47%	2018	13 games
10.	58.70%	1995	11 games

### PASSING TOUCHDOWNS ALLOWED

<b>Fewest</b>			
1.	6	1979	11 games
2.	7	1984	12 games
3.	8	1985	13 games
	8	1982	11 games
5.	9	1976	11 games
	9	2002	12 games
	9	1975	11 games
	9	1978	12 games
9.	10	1980	12 games
	10	1977	11 games
<b>Most</b>			
1.	26	1993	11 games
2.	25	2022	13 games
	25	2005	12 games
	25	2014	13 games
5.	24	1994	12 games
	24	1991	12 games
7.	23	2001	13 games
8.	22	2019	13 games
9.	20	2010	13 games
10.	19	2017	13 games
	19	2013	13 games
	19	1987	12 games

### PASS EFFICIENCY ALLOWED

<b>Lowest</b>			
1.	73.33	1979	11 games
2.	88.91	1980	12 games
3.	91.83	1982	11 games
4.	92.26	1985	13 games
5.	92.30	1977	11 games
6.	94.19	1988	12 games
7.	95.45	1978	12 games
8.	99.64	1996	14 games
9.	101.13	2006	13 games
10.	101.27	1976	11 games
<b>Highest</b>			
1.	160.01	1986	12 games
2.	153.68	2000	12 games
3.	150.34	1997	11 games
4.	146.83	2005	12 games
5.	145.6	2022	13 games
6.	143.33	1994	12 games
7.	141.60	2017	13 games
8.	136.63	1993	11 games
9.	136.19	2019	13 games
10.	131.94	1991	12 games

### OPPONENT TOTAL OFFENSIVE PLAYS

<b>Fewest</b>			
1.	696	1975	11 games
2.	729	1999	11 games
3.	742	1997	11 games

4.	787	1986	12 games
5.	790	2012	13 games
6.	792	2000	12 games
7.	793	2020	12 games
8.	805	2004	11 games
9.	814	1982	11 games
10.	816	1976	11 games
	816	1993	11 games

Most

1.	1,219	2005	12 games
2.	1,032	2014	13 games
3.	1,028	2013	13 games
4.	1,010	1995	11 games
5.	1,001	1980	12 games
6.	997	2001	13 games
7.	947	1990	12 games
8.	939	1996	14 games
9.	934	1991	12 games
10.	922	1989	12 games

### TOTAL OFFENSIVE YARDS ALLOWED

Fewest

1.	3,055	1979	11 games
2.	3,282	1986	12 games
3.	3,386	1999	11 games
4.	3,459	2012	13 games
5.	3,537	1976	11 games
6.	3,561	1998	13 games
7.	3,595	1982	11 games
8.	3,648	1975	11 games
9.	3,670	1977	11 games
10.	3,687	2003	12 games

Most

1.	6,123	2001	13 games
2.	5,305	2022	13 games
3.	5,233	1993	11 games
4.	5,116	2019	13 games
5.	5,090	2014	13 games
6.	5,047	2021	13 games
7.	5,049	1991	12 games
8.	5,005	2005	12 games
9.	4,925	2013	13 games
10.	4,855	1989	12 games

### TOTAL OFFENSIVE YARDS ALLOWED/GAME

Fewest

1.	266.1	2012	13 games
2.	273.5	1986	12 games
3.	273.9	1998	13 games
4.	277.7	1979	11 games
5.	291.8	1985	13 games
6.	300.5	2007	13 games
7.	307.3	2003	12 games
8.	307.8	1999	11 games
9.	312.9	2011	13 games
10.	316.3	1996	14 games

Most

1.	475.7	1993	11 games
2.	471.0	2001	13 games
3.	420.8	1991	12 games
4.	417.1	2005	12 games
5.	408.1	2022	13 games
6.	404.6	1989	12 games

7.	393.5	2019	13 games
8.	391.5	2014	13 games
9.	389.3	1990	12 games
10.	388.2	2021	13 games

### AVERAGE YARDS PER PLAY

Fewest

1.	3.56	1979	11 games
2.	4.10	1980	12 games
3.	4.1377	1985	13 games
4.	4.1383	1978	12 games
5.	4.16	1977	11 games
6.	4.19	1986	12 games
7.	4.25	1998	13 games
8.	4.306	1976	11 games
9.	4.309	1988	12 games
10.	4.36	2012	13 games

Most

1.	8.1	1975	11 games
2.	6.4	1993	11 games
3.	6.2	2001	13 games
4.	5.9	2022	13 games
5.	5.7	2021	13 games
6.	5.6	2019	13 games
7.	5.5	2016	13 games
	5.5	2005	12 games
	5.5	1994	12 games
10.	5.4	1991	12 games

### TURNOVERS FORCED

Most

1.	55	1977	11 games
2.	49	1987	12 games
3.	47	1980	12 games
4.	42	1976	11 games
5.	41	1978	12 games
6.	40	1985	13 games
7.	39	1979	11 games
8.	36	1996	14 games
9.	34	1988	12 games
	34	1981	12 games

Fewest

1.	11	1997	11 games
2.	12	2022	13 games
3.	15	2020	12 games
4.	17	2017	13 games
5.	18	2018	13 games
	18	1993	11 games
7.	19	1992	12 games
	19	1998	13 games
9.	20	2000	12 games
	20	2004	11 games

### FUMBLES RECOVERED

Most

1.	36	1977	11 games
2.	28	1978	12 games
3.	23	1980	12 games
4.	22	1987	12 games
5.	21	2008	13 games
6.	19	1976	11 games
7.	18	1985	13 games
	18	1979	11 games

9.	17	1996	14 games
	17	1975	11 games

### SPECIAL TEAMS

#### PUNTS

Most

1.	86	1969	10 games
2.	85	2013	13 games
3.	81	2003	12 games
4.	80	1968	10 games
5.	79	1978	12 games
6.	76	1970	11 games
7.	72	1987	12 games
	72	1998	13 games
9.	70	1967	10 games
10.	69	1997	11 games
	69	2014	13 games

Fewest

1.	24	1983	11 games
2.	28	2020	12 games
3.	40	2022	13 games
	40	2021	13 games
	40	1982	11 games
6.	41	2008	13 games
7.	42	2009	13 games
8.	44	1996	14 games
9.	45	1989	12 games
10.	46	1990	12 games

#### PUNTS PER GAME

Most

1.	8.6	1969	10 games
2.	8.0	1968	10 games
3.	7.0	1967	10 games
4.	6.91	1970	11 games
5.	6.75	2003	12 games
6.	6.58	1978	12 games
7.	6.54	2013	13 games
8.	6.27	1997	11 games
9.	6.00	1987	12 games
10.	5.91	1976	11 games

Fewest

1.	2.18	1983	11 games
2.	2.33	2020	12 games
3.	3.08	2022	13 games
	3.08	2021	13 games
5.	3.14	1996	14 games
6.	3.15	2008	13 games
7.	3.23	2009	13 games
8.	3.62	2011	13 games
9.	3.64	1982	11 games
10.	3.75	1989	12 games

#### PUNT YARDS

Most

1.	3,589	1968	10 games
2.	3,437	2003	12 games
3.	3,376	2013	13 games
4.	3,345	1969	10 games
5.	3,106	2014	13 games
6.	3,083	1987	12 games
7.	3,041	1978	12 games
8.	3,009	1967	10 games
9.	2,898	2000	12 games

10. 2,883	1970	11 games
Fewest		
1. 1,215	1983	11 games
2. 1,264	2020	12 games
3. 1,654	1975	11 games
4. 1,712	2008	13 games
5. 1,725	2006	13 games
6. 1,733	2009	13 games
7. 1,825	1982	11 games
8. 1,847	2022	13 games
9. 1,867	1980	12 games
10. 1,875	1989	12 games

**PUNT YARDS PER GAME**

---

Most		
1. 286.4	2003	12 games
2. 259.7	2013	13 games
3. 256.9	1987	12 games
4. 256.5	2004	11 games
5. 253.4	1978	12 games
6. 248.1	1997	11 games
7. 241.5	2000	12 games
8. 238.9	2014	13 games
9. 236.5	1979	11 games
10. 226.4	1976	11 games
Fewest		
1. 105.3	2020	12 games
2. 110.5	1983	11 games
3. 131.7	2008	13 games
4. 132.7	2006	13 games
5. 133.3	2009	13 games
6. 137.1	1996	14 games
7. 142.1	2022	13 games
8. 149.5	2021	13 games
9. 150.4	1975	11 games
10. 152.7	2011	13 games

**AVERAGE YARDS PER PUNT**

---

Most		
1. 49.94	1993	11 games
2. 48.58	2021	13 games
3. 47.30	2002	12 games
4. 46.64	2012	13 games
5. 46.18	2022	13 games
6. 45.81	1982	11 games
7. 45.14	2020	12 games
8. 44.86	1968	10 games
9. 44.66	2014	13 games
10. 44.61	2004	11 games
Fewest		
1. 33.99	1977	11 games
2. 35.98	1990	12 games
3. 36.01	1980	12 games
4. 36.43	2005	12 games
5. 36.63	2001	13 games
6. 37.17	1992	12 games
7. 37.23	2009	13 games
8. 37.87	2006	13 games
9. 38.10	2010	13 games
10. 38.15	1998	13 games

**PUNT RETURNS**

---

Most		
1. 60	1985	13 games
2. 55	1979	11 games
3. 52	1984	12 games

4. 51	1968	10 games
5. 50	1986	12 games
6. 49	1978	12 games
7. 44	1967	10 games
44	1969	10 games
9. 43	1981	12 games
10. 40	1992	12 games
40	1990	12 games

Fewest		
1. 13	2022	13 games
2. 19	1982	11 games
3. 20	2004	11 games
4. 21	2020	12 games
21	2019	13 games
21	2008	13 games
7. 23	1993	11 games
8. 24	2018	13 games
24	2017	13 games
24	2016	13 games
24	1996	14 games

**PUNT RETURN YARDS**

---

Most		
1. 630	1969	10 games
2. 517	1967	10 games
3. 489	1984	12 games
4. 484	1968	10 games
5. 482	1985	13 games
6. 452	1995	11 games
7. 420	1971	11 games
8. 418	1979	11 games
9. 414	1986	12 games
10. 410	1996	14 games
Fewest		
1. 80	2020	12 games
2. 118	2017	13 games
3. 120	2008	13 games
4. 127	2022	13 games
5. 136	1977	11 games
6. 142	1975	11 games
7. 152	1983	11 games
8. 157	2007	13 games
9. 158	2018	13 games
10. 162	1962	10 games

**PUNT RETURN YARDS PER GAME**

---

Most		
1. 41.1	1995	11 games
2. 40.8	1984	12 games
3. 38.0	1979	11 games
4. 37.1	1985	13 games
5. 34.5	1986	12 games
6. 33.6	1978	12 games
7. 31.1	1981	12 games
8. 30.7	2006	13 games
9. 29.3	1996	14 games
10. 28.1	1992	12 games
Fewest		
1. 6.3	2008	13 games
2. 6.7	2020	12 games
3. 9.1	2017	13 games
4. 9.8	2022	13 games
5. 12.2	2018	13 games
6. 12.1	2007	13 games
7. 12.4	1977	11 games

8. 12.9	1975	11 games
9. 13.4	2009	13 games
10. 13.5	2019	13 games

**KICKOFF RETURNS**

---

Most		
1. 55	1993	11 games
2. 53	2008	13 games
3. 50	2001	13 games
50	1988	12 games
5. 49	1991	12 games
49	2014	13 games
7. 47	1989	12 games
47	2011	13 games
47	2007	13 games
10. 44	1997	11 games
44	2013	13 games
44	2010	13 games
Fewest		
1. 15	1982	11 games
2. 16	2020	12 games
3. 17	2021	13 games
4. 17	1999	11 games
5. 18	1981	12 games
18	1985	13 games
7. 19	2018	13 games
8. 20	1983	11 games
9. 22	2022	13 games
22	2019	13 games
22	1979	11 games

**KICKOFF RETURN YARDS**

---

Most		
1. 1,312	1993	11 games
2. 1,304	2008	13 games
3. 1,279	1979	11 games
4. 1,106	1988	12 games
5. 1,094	2001	13 games
1,094	2007	13 games
7. 1,088	2013	13 games
8. 1,071	2011	13 games
9. 1,068	1989	12 games
10. 984	2010	13 games
Fewest		
1. 247	1981	12 games
2. 266	1982	11 games
3. 298	2021	13 games
4. 329	2020	12 games
5. 364	2018	13 games
6. 382	1999	11 games
7. 391	1985	13 games
8. 402	1983	11 games
9. 427	2019	13 games
10. 450	2022	13 games

**KICKOFF RETURN YARD AVERAGE**

---

Highest		
1. 26.8	1996	14 games
2. 26.32	1979	11 games
3. 24.7	2013	13 games
4. 24.6	2008	13 games
5. 24.37	1969	10 games
6. 24.3	1998	13 games
7. 24.2	2012	13 games
8. 24.06	1960	10 games
9. 23.39	1961	10 games

10.23.11 1964 10 games

### Lowest

1. 13.7 1981 12 games
2. 16.2 1991 12 games
3. 17.2 2005 12 games
4. 17.5 2021 13 games
5. 17.6 2017 13 games
6. 17.7 1982 11 games
7. 18.5 1978 12 games
8. 18.8 1990 12 games
9. 18.9 1995 11 games
10. 19.1 1987 12 games

### KICKOFF RETURN YARDS PER GAME

#### Most

1. 119.3 1993 11 games
2. 116.3 1979 11 games
3. 100.3 2008 13 games
4. 92.2 1988 12 games
5. 89.0 1989 12 games
6. 84.2 2007 13 games
- 84.2 2001 13 games
8. 83.7 2013 13 games
9. 82.4 2011 13 games
10. 77.8 1997 11 games

#### Fewest

1. 20.6 1981 12 games
2. 22.9 2021 13 games
3. 24.2 1982 11 games
4. 27.4 2020 12 games
5. 28.0 2018 13 games
6. 30.1 1985 13 games
7. 32.8 2019 13 games
8. 34.7 1999 11 games
9. 34.6 2022 13 games
10. 36.5 1983 11 games

## TEAM GAME

Season records may not include seasons prior to 1975. The amount and availability of archived statistics is less and less in the earlier seasons.

Bowl statistics were counted as part of season statistics starting in the 2002 season.

## OFFENSE

### POINTS SCORED

Most	Opponent	Year
1. 83	UTEP	1980
2. 70	Wagner	2015
70	Tulane	2001
70	Utah	1989
70	Utah State	1980
6. 68	UTEP	1977
7. 67	San Jose State	1967
67	Western State	1951
8. 66	Virginia	2021
66	North Alabama	2020
66	New Mexico	1983

#### Fewest

1. 0	UTEP	1978
0	Arizona State	1975
0	Utah	2003
0	Michigan	2015
0	LSU	2017

### TOTAL OFFENSIVE PLAYS

#### Most

1. 115 Houston 2013
2. 105 Hawaii 2001
3. 102 Nevada 2014
4. 101 Utah State 1976
- 101 UCLA 1995
6. 100 Utah State 2002
- 100 Utah 1967
7. 99 Texas 2013
9. 97 Boise State 1977
- 97 Washington 2013
11. 96 Houston 2014
- 96 UNLV 2004
- 96 Hawaii 2002

#### Fewest

1. 21 Bowling Green 1975
2. 30 Wyoming 2006
3. 38 vs. LSU 2017
4. 45 Rice 1997
5. 46 Notre Dame 2022
- 46 Mississippi State 2017
- 46 Utah 2003
8. 49 Washington 2018
9. 50 South Florida 2021
- 50 Wyoming 2016
- 50 Michigan 2015
- 50 Air Force 1989

### TOTAL OFFENSIVE YARDS

#### Most

1. 777 New Mexico 1983
2. 767 San Diego State 1991
3. 750 Utah 1989
4. 741 Wagner 2015
5. 736 UTEP 1980
6. 734 Virginia 2021
- 734 Tulane 2001
8. 732 Utah State 1990
9. 715 Air Force 1983
10. 713 Southern Miss 1976

#### Fewest

1. 97 LSU 2017
2. 105 Michigan 2015
3. 108 Wyoming 1976
4. 147 TCU 2010
5. 156 Utah 2003
6. 158 Penn State 1991
7. 167 San Diego State 1986
8. 177 Colorado State 2000
9. 180 San Diego State 1978
10. 188 New Mexico 2002

### AVERAGE YARDS PER PLAY

#### Most

1. 15.43 Bowling Green 1975
2. 15.13 Wyoming 2006
3. 11.11 Nebraska 2015
4. 10.71 Utah 1989
5. 10.70 Wagner 2015
6. 10.34 San Diego State 1990
7. 10.22 New Mexico 1983
8. 9.64 Colorado State 2001
9. 9.49 Utah State 1993
10. 9.47 Utah State 1980

#### Fewest

1. 1.57 Wyoming 1976
2. 2.10 Michigan 2015
3. 2.47 San Diego State 1978
4. 2.55 LSU 2017
5. 2.58 TCU 2010
6. 2.69 San Diego State 1986
7. 2.70 Wyoming 1988
8. 2.73 Florida State 2010
9. 2.74 UNLV 2007
10. 2.82 San Diego State 1976

### TURNOVERS

1. 9 Utah 1968
2. 8 Utah 1988
- 8 UNLV 1981
- 8 Arizona State 1977
5. 7 Utah State 2017
- 7 Hawaii 2001
- 7 UTEP 1987
- 7 Utah 2011
- 7 Stanford 2004
- 7 Wyoming 1988

### FUMBLES

1. 9 Hawaii 2001
2. 7 Hawaii 1978
- 7 Colorado State 1988
- 7 New Mexico 1989
5. 6 New Mexico 1981
- 6 UTEP 1989
- 6 UNLV 2001
- 6 Utah 2011
- 6 UNLV 2004
- 6 Fresno State 1998
- 6 UTEP 1978

### FUMBLES LOST

1. 6 Hawaii 2001
- 6 Utah 2011
- 6 New Mexico 1981
4. 5 Arizona State 1977
- 5 UTEP 1975
6. 4 10 others:  
last Middle Tenn. 2013

### SACKS GIVEN UP

#### Most

1. 11 UCLA 1993
2. 10 Washington 1986
- 10 Hawaii 1989
4. 9 Wyoming 1988
5. 8 San Diego State 1986
- 8 Houston 2013
- 8 San Diego State 1988
- 8 Washington 1996
- 8 Boise State 2004
- 8 Florida State 2010

### FIRST DOWNS

#### Most

1. 49 Utah 1993
2. 41 Houston 2013
3. 39 Air Force 2005
- 39 Air Force 1983
5. 38 San Diego State 1983
- 38 Hawaii 2001



38	Navada	2014
8. 37	Virginia	2021
37	Utah State	1977
37	San Diego State	1991
37	Washington	1999

Fewest

1. 6	LSU	2017
2. 7	Washington	2018
7	Wyoming	2006
4. 8	Mississippi State	2017
8	Michigan	2015
8	UTEP	1997
7. 9	Utah	2003
9	Penn State	1991
9	Colorado State	2000
10.10	McNeese	2018
10	San Diego State	1986
10	TCU	2010
10	New Mexico	2002

## RUSH FIRST DOWNS

Most

1. 27	Utah	1993
27	Utah	1986
3. 24	Texas	2013
4. 22	San Diego State	2007
5. 20	Air Force	1994
20	Colorado State	2001
20	Fresno State	1992
20	UConn	2015
20	Hawaii	2012
20	Air Force	1988

Fewest

1. 0	Oregon	1990
2. 1	LSU	2017
1	USC	2004
1	Texas A&M	1979
1	Utah	2002
1	FSU	2000
1	Washington	1996
1	Washington	1986
1	Syracuse	2000
1	Utah	2011
1	Hawaii	1989
1	Texas A&M	1996
1	UCLA	2007

## PASSING FIRST DOWNS

Most

1. 30	Colorado State	1981
2. 27	New Mexico	1985
3. 26	Utah State	1990
26	Wyoming	1979
5. 25	Nevada	2014
25	Tulsa	2007
25	Washington State	1989
8. 24	San Diego State	1983
24	UTEP	1980
24	San Diego State	1991
24	Hawaii	2001

Fewest

1. 1	Wyoming	2006
1	Utah	2003
1	Utah	1997
1	Stanford	2003

5. 2	Michigan	2015
2	San Diego State	1986
2	Nevada	2013
8. 3	Colorado State	1975
9. 4	Mississippi State	2017
4	LSU	2017
4	Wyoming	1977
4	Hawaii	1997
4	Utah	1969
4	San Diego State	1976
4	Wyoming	2010
4	UNLV	2000

## MOST PENALTY FIRST DOWNS

1. 8	Mississippi State	2000
2. 7	UTEP	1981
3. 6	Hawaii	2001
6	Colorado State	1989
6	Florida State	2000
6. 5	13 other games	

## RUSHING

### RUSHING YARDS

Most

1. 550	Texas	2013
2. 465	at Montana	1958
3. 460	Fresno State	1958
4. 454	Utah	1986
5. 437	Tulane	2001
6. 421	Idaho State	2013
7. 410	Colorado State	2001
8. 398	Wyoming	1975
9. 396	Hawaii	2012
10. 394	Nevada	2013

Fewest

1. -96	New Mexico	1970
2. -86	Pittsburgh	1987
3. -55	Hawaii	1989
4. -47	Oregon	1990
5. -45	Washington	1986
6. -35	Air Force	1985
7. -29	Air Force	1995
8. -21	Air Force	2002
9. -16	San Diego State	1995
10. -5	LSU	2017
-5	San Diego State	1978
-5	Stanford	2003
13. -2	Utah	2002
-2	FSU	2000
15. 0	UTEP	1997
0	Penn State	1991

### RUSHING ATTEMPTS

Most

1. 77	Utah	1986
2. 74	Wyoming	1975
3. 73	Colorado State	1959
4. 72	Texas	2013
5. 71	Houston	2013
6. 67	Utah State	1970
7. 65	Utah	1975
8. 63	Utah	1996
63	UCLA	1995

63	Wyoming	1971
63	Arizona	1959
63	Utah	1958

Fewest

1. 14	LSU	2017
2. 15	Mizzou	2015
3. 16	Liberty	2022
16	Utah State	2018
16	Boston College	2005
16	Notre Dame	1992
16	Colorado State	2000
8. 17	Utah	1995
9. 18	Air Force	2002
18	UGA	1982

### RUSHING YARDS PER ATTEMPT

Most

1. 11.35	UTEP	1984
2. 11.0	GWU	1962
3. 9.15	ISU	2013
4. 9.11	Colorado State	2001
5. 8.92	Tulane	2001
6. 8.76	Nevada	2013
7. 8.4	South Florida	2022
8. 8.4	North Alabama	2020
9. 8.37	Virginia	2021
10. 8.02	Utah	1989

Fewest

1. -2.97	Pitt	1987
2. -2.47	Oregon	1990
3. -2.20	Hawaii	1989
4. -1.88	Washington	1986
5. -1.67	Air Force	1985
6. -1.21	Air Force	1995
7. -1.17	Air Force	2002
8. -0.62	San Diego State	1995
9. -0.36	LSU	2017
10. -0.20	Stanford	2003
11. -0.12	San Diego State	1978
12. -0.09	Utah	2002
13. -0.08	FSU	2000

### RUSHING TOUCHDOWNS

1. 7	Colorado State	2001
7	Tulane	2001
3. 6	Virginia	2021
6	New Mexico State	2018
6	Toledo	2016
6	Wagner	2015
6	Utah	1989
6	San Diego State	1990
6	UNLV	2009
6	Utah State	1987
6	San Diego State	1982

## PASSING

### PASSING YARDS

Most

1. 619	Utah State	1993
2. 599	San Diego State	1991
3. 598	Utah State	1990
4. 585	New Mexico	1985



5.	583	Utah	1977
6.	575	New Mexico	1990
7.	566	Texas Western	1966
8.	565	Utah	1981
9.	545	Utah State	1980
10.	542	UTEP	1980
	542	Colorado State	1980
12.	538	Colorado State	1981
13.	537	Tulsa	2007
	537	Washington State	1989
15.	536	A&M	1996
16.	517	TCU	2005
17.	515	Southern Miss	1976
	515	Hawaii	2001
19.	514	San Diego State	1990
20.	509	Utah State	1976
21.	508	Boston College	1985
22.	507	New Mexico	1983
23.	501	Washington	1999

**Fewest**

1.	41	Utah	2003
2.	47	SMU	2022
3.	55	Michigan	2015
4.	61	Boise State	2012
5.	67	Utah	1969
6.	70	Utah	1997
	70	Utah	1996
8.	73	San Diego State	1986
9.	80	San Diego State	1976
	80	Colorado State	1975

### PASSING ATTEMPTS

**Most**

1.	68	UNLV	2004
2.	65	Colorado State	1981
	65	Hawaii	2001
4.	63	Nevada	2014
5.	61	New Mexico	1985
6.	60	BC	2006
	60	Hawaii	1980
	60	Boston College	2005
	60	TCU	1987
10.	59	Washington	1999
	59	UTEP	1988
	59	Boise State	2003

**Fewest**

1.	12	SMU	2022
	12	Utah	1996
3.	14	Utah	2003
4.	15	Wyoming	2016
	15	Utah	1986
	15	Rice	1996
7.	16	Utah	1969
	16	Utah	1997
9.	17	USM	1975
	17	San Diego State	1998
	17	Air Force	1988

### PASSING YARDS/ATTEMPT

**Most**

1.	18.84	Western Mich.	2018
2.	15.22	Wagner	2015
3.	14.60	Rice	1996
4.	14.59	Utah State	1979
5.	14.52	Utah	1989

6.	14.50	UTEP	1989
7.	14.18	Wyoming	2009
8.	14.07	Utah State	1993
9.	13.9	North Texas St.	1961
10.	13.9	Troy	2020

**Fewest**

1.	1.964	Michigan	2015
2.	2.920	San Diego State	1986
3.	2.927	Colorado State	2000
4.	2.929	Utah	2003
5.	2.938	New Mexico	2002
6.	3.033	TCU	2010
7.	3.200	San Diego State	1976
8.	3.211	Boise State	2012
9.	3.286	FSU	2010
10.	3.333	Colorado State	1975

### COMPLETIONS

**Most**

1.	44	Colorado State	1985
2.	44	Colorado State	1981
3.	42	New Mexico	1985
4.	41	Boston college	2005
5.	40	North Texas State	1980
6.	40	Hawaii	2001
7.	39	Air Force	1983
8.	39	Washington	1999
9.	39	Nevada	2014
10.	38	Utah State	1977
	38	Miami	1990
	38	Boston College	2006

**Fewest**

1.	4	Utah	2003
2.	5	Utah	1969
3.	7	SMU	2022
	7	Utah	1996
	7	Arizona State	1998
6.	8.	Wyoming	2016
	8	Boise State	2012
	8	San Diego State	1986
	8	Penn State	1991
	8	Utah	1968

### COMPLETION PERCENTAGE

**Highest**

1.	100.0%	Western Mich.	2018
2.	92.3%	LaTech	2020
3.	91.2%	FSU	1995
4.	90.9%	Wyoming	2009
5.	86.2%	Utah	1983
6.	85.2%	Wagner	2015
7.	83.8%	New Mexico	1983
8.	83.3%	San Diego St.	2008
9.	82.9%	UNI	2008
10.	81.8%	TU	2001

**Lowest**

1.	22.9%	Utah	1968
2.	27.0%	OSU	1986
3.	28.6%	Utah	2003
4.	30.8%	Penn State	1991
5.	31.3%	Utah	1969
6.	32.0%	San Diego St.	1986
7.	32.5%	UVa	2013
8.	33.3%	ASU	1998

33.3%	Texas	2013
10.34.4%	New Mexico	2002

### INTERCEPTIONS THROWN

1.	6	UGA	1982
	6	Wyoming	1977
	6	Utah	1968
	6	Arizona	1971
	6	New Mexico	1970
4.	5	Utah State	1990
	5	Utah	1993
	5	Oregon	1990
	5	Utah	1988
	5	Mia	1988
	5	Utah	2008
	5	Colorado State	1965
	5	North Texas State	1970
	5	Wyoming	1966

### PASSING TDS

1.	7	Utah State	1980
	7	UTEP	1980
	7	Colorado State	1977
	7	UCLA	2008
	7	Colorado State	1981
	7	Utah State	1977
7.	6	San Diego State	1991
	6	New Mexico	1983
	6	A&M	1996
	6	BGU	1983
	6	New Mexico	1979
	6	Utah	1983
	6	NMSU	2012
	6	BU	1984

### PASS EFFICIENCY

**Highest**

1.	327.75	Western Mich.	2018
2.	295.81	New Mexico	1986
3.	270.04	Wyoming	2009
4.	261.94	Wagner	2015
5.	255.31	Rice	1996
6.	246.99	New Mexico	1983
7.	246.77	Utah	1989
8.	245.85	San Diego St.	2006
9.	242.83	Utah	1983
10.	242.64	Colorado State	2010

**Lowest**

1.	24.5	San Diego St.	1986
2.	24.6	Utah	2003
3.	35.2	Utah	1968
4.	36.0	Wyoming	1977
5.	37.5	Boise State	2012
6.	46.6	New Mexico	2002
7.	50.9	San Diego S.	1976
8.	51.5	Boise State	2003
9.	58.4	Colorado State	1975
10.	58.8	TCU	2010

### **DEFENSE**

#### **INT RETURN YARDS**

Most

- 1. 228 Arkansas State 1996
- 2. 176 Colorado State 1987
- 3. 138 UTEP 1977
- 4. 125 Colorado State 1999
- 5. 123 Tulsa 1971
- 6. 109 Boise State 2016
- 7. 105 Mississippi State 2017
- 8. 104 UNLV 1981
- 9. 102 Wyoming 1971
- 10. 99 San Diego State 2001

Most since 2000

- 1. 109 Boise State 2016
- 2. 105 Mississippi State 2017
- 3. 99 San Diego State 2001
- 4. 88 Fresno State 2015
- 5. 86 Wyoming 2004
- 6. 80 Utah 2010
- 80 New Mexico 2002
- 8. 77 Eastern Wash. 2007
- 9. 76 SMU 2022
- 76 Boise State 2015

#### **INTERCEPTIONS**

Most

- 1. 5 Utah 1991
- 5 Utah State 1990
- 5 Colorado State 1990
- 5 UTEP 1987
- 5 Utah State 1985
- 5 Utah 1983
- 5 Colorado State 1980
- 5 San Diego State 1979
- 5 Weber State 1979
- 5 UTEP 1977

Most since 2000

- 1. 4 Virginia 2021
- 4 Wyoming 2004
- 4 Wyoming 2000
- 4 UNLV 2006
- 4 Hawaii 2002
- 6. 3 22 times:  
last Utah 2016

#### **SACKS**

Most

- 1. 9 Colorado State 1987
- 2. 8 San Diego State 1986
- 8 Cincinnati 2015
- 8 UCLA 1983
- 5. 7 Hawaii 1987
- 7 New Mexico 1999
- 7 Utah State 1988
- 7 Air Force 1999
- 7 UNLV 1996
- 10 6 11 times:  
last Weber State 2012

Most since 2000

- 1. 8 Cincinnati 2015
- 2. 6 Weber State 2012
- 6 Idaho Stae 2011
- 6 San Diego State 2003

- 6 Boise State 2004
- 5. 5 Navy 2020
- 5 Hawaii 2019
- 5 New Mexico St. 2018
- 5 New Mexico St. 2012
- 5 UNLV 2010
- 5 San Diego State 2002
- 5 Utah State 2008
- 5 Cal 2001
- 5 New Mexico 2009
- 5 Colorado State 2006
- 5 UNLV 2005

#### **POINTS ALLOWED**

Fewest

- 21 shutouts
- Last: SSU 2014
- LAST FBS: Hawaii 2012

Most

- 1. 72 Hawaii 2001
- 2. 68 UCLA 1993
- 3. 59 Hawaii 1990
- 4. 58 Colorado State 2003
- 58 Utah State 1993
- 6. 57 Utah 1988
- 7. 56 Hawaii 1989
- 8. 55 Memphis 2014
- 55 Boise State 2014
- 55 Tulsa 2007

#### **FIRST DOWNS ALLOWED**

Fewest

- 1. 5 UNLV 1998
- 2. 6 Savannah State 2014
- 6 Utah State 1986
- 6 Wagner 2015
- 5. 7 Southern Utah 2016
- 7 Colorado State 2006
- 7 Hawaii 1997
- 7 Weber State 1979
- 7 Oregon State 1978
- 7 Kansas State 1976

Most

- 1. 46 Utah 1993
- 2. 35 Mississippi State 2017
- 35 Virginia 2014
- 4. 34 Arkansas 2022
- 34 Cal 2014
- 6. 33 Toledo 2016
- 7. 32 UNLV 1981
- 32 New Mexico 1994
- 9. 31 Hawaii 2001
- 10. 30 San Diego State 1991
- 30 Colorado State 1981
- 30 UTEP 1977

#### **MOST RUSHING TOUCHDOWNS ALLOWED**

- 1. 7 Air Force 2002
- 2. 5 Hawaii 1990
- 5 Utah 1998
- 5 Alabama 2004

#### **RUSHING YARDS ALLOWED**

Fewest

- 1. -26 Colorado State 1988
- 2. -14 New Mexico 1987
- 3. -12 UTEP 2010
- 4. -10 New Mexico 1999
- 5. -5 Hawaii 1986
- 5 Washington State 2012
- 7. -1 Oregon State 1986
- 8. 2 UNLV 2005
- 9. 8 Utah State 1988
- 10. 9 Wyoming 2007
- 9 UCLA 2008
- 9 Houston 2014

Most

- 1. 504 TCU 1987
- 2. 454 Hawaii 1993
- 3. 440 Colorado State 2001
- 4. 424 Wyoming 1976
- 5. 409 Air Force 2010
- 6. 394 Air Force 1995
- 7. 386 Air Force 2002
- 8. 384 Rice 1997
- 9. 354 Utah 2004
- 10. 350 Wyoming 1981

#### **OPPONENT RUSHING ATTEMPTS**

Fewest

- 1. 12 San Diego State 2010
- 2. 13 Houston 2014
- 3. 14 Utah 1986
- 4. 15 San Diego State 1985
- 5. 16 Hawaii 2011
- 16 San Diego State 2009
- 16 Washington State 2012
- 16 UCLA 2008
- 9. 17 UNLV 1982
- 10. 17 Colorado State 1999

Most

- 1. 79 Air Force 2002
- 2. 74 Rice 1997
- 3. 73 Wyoming 1976
- 4. 72 UTEP 1984
- 5. 71 Air Force 1989
- 71 Georgia 1982
- 7. 69 UTEP 1977
- 8. 68 Arizona State 1977
- 9. 67 Penn State 1991
- 10. 66 Southern Miss 1975
- 66 Colorado State 1977

#### **PASSING YARDS ALLOWED**

Fewest

- 1. 0 Rice 1996
- 2. 18 Kansas State 1976
- 3. 19 Colorado State 1979
- 4. 21 Air Force 1990
- 21 UNLV 1998
- 6. 25 Air Force 1987
- 7. 31 Utah State 1986
- 8. 32 TCU 1987
- 9. 34 Utah 1969
- 10. 36 Georgia 1982

**Most**

- 568 San Diego State 1991
- 543 Hawaii 2001
- 505 Toledo 2016
- 493 Hawaii 2019
- 490 Tulsa 2007
- 489 Oregon 1989
- 473 UNLV 1981  
473 Wyoming 1991
- 472 Utah State 1993
- 467 Notre Dame 2005

## **OPPONENT PASSING ATTEMPTS**

**Fewest**

- 3 Rice 1997
- 5 Rice 1996
- 6 Air Force 1990
- 7 Wyoming 1976  
7 Air Force 1987  
7 Kansas State 1976
- 8 TCU 1987
- 9 Air Force 2002
- 9 UTEP 1976  
9 Arizona 1976

**Most**

- 62 San Diego State 1990
- 61 New Mexico St. 2018
- 60 Cal 2014  
60 Idaho State 2011
- 58 Virginia 2014
- 57 UNLV 1981  
57 Utah State 2002  
57 Utah State 1993  
57 Utah State 1992  
57 Idaho State 2013

## **COMPLETIONS ALLOWED**

**Fewest**

- 0 Rice 1996
- 1 Air Force 1990  
2 Rice 1997  
2 Air Force 1987
- 3 Wyoming 1976  
3 Kansas State 1976  
3 TCU 1987  
3 Arizona 1976  
3 Colorado State 1979
- 4 9 others: last vs. GT 2012

**Most**

- 38 Cal 2014
- 36 Arizona 2021
- 35 Virginia 2014
- 34 Wyoming 1992  
34 Idaho State 2011
- 33 Bowling Green 1983  
33 San Diego State 2007  
33 San Diego State 1990
- 32 Arkansas 2022  
32 Notre Dame 2005  
32 Florida State 2000

## **COMPLETION PERCENTAGE ALLOWED**

**Lowest**

- 0.00% Rice 1996
- 16.7% Air Force 1990
- 22.7% Air Force 2009
- 25.0% Utah 1969  
25.0% UNLV 1998  
25.0% Colorado State 1979
- 26.3% Weber State 1979
- 26.7% Oregon State 1978  
26.7% UNLV 1978  
26.7% Georgia 1982

**Highest**

- 100.0% UNLV 1999
- 94.7% Wisconsin 2017
- 92.0% Washington 2018
- 85.5% Washington 2019
- 83.8% Utah 2008
- 83.3% Syracuse 2000
- 82.6% UAB 2021
- 82.3% Liberty 2022
- 81.3% Utah 2019
- 80.0% Wyoming 2005

## **SPECIAL TEAMS**

### **KICKOFF RETURNS**

- 11 Utah State 1993
- 10 UCLA 1993  
10 Tulsa 2007  
10 Hawaii 1990
- 9 Hawaii 1989  
9 Utah 2011
- 8 8 times, last: Toledo in 2016

### **KICKOFF RETURN YARDS**

		#RET
1.	270 Utah State	1993 11
2.	259 Tulsa	2007 10
3.	226 Utah	2008 8
4.	215 UCLA	1993 10
5.	207 Air Force	1989 5
6.	197 Wyoming	1960
7.	194 Washington	1986 8
8.	189 Hawaii	1990 10
9.	180 Oregon	1989 7
	180 Utah State	1997 6

### **PUNTS**

- 12 Oregon State 1978  
12 UNLV 2006
- 11 Michigan 2015  
11 Texas 1987  
11 Virginia 2013
- 10 New Mexico 2007  
10 UCF 2014  
10 San Diego St. 1986  
10 New Mexico 2003  
10 Washington 1998  
10 Pittsburgh 1987  
10 New Mexico 1980  
10 New Mexico 1998  
10 Nevada 2001

### **FEWEST PUNTS**

0 10 games w/o punting since 1975  
last time: Wagner 2015

### **PUNT YARDS**

Most		#punts
1.	475 Michigan	2015 11
2.	462 New Mexico	2007 10
3.	460 Texas	1987 11
4.	456 Utah State	1984 9
5.	452 Stanford	2003 9
6.	450 Colorado State	1979 9
7.	435 UCF	2014 10
8.	433 San Diego St.	1986 10
9.	430 Texas A&M	1979 9
10.	421 Notre Dame	2004 9

### **PUNT RETURN YARDS**

**Most**

- 172 UTEP 1969
- 158 UTEP 1978
- 155 Hawaii 1997
- 152 Utah 1971
- 148 Pacific 1966
- 144 New Mexico 1969
- 137 San Jose St. 1967
- 134 Tulane 2001
- 132 North Texas St. 1970
- 117 UTEP 1991  
117 Arizona State 1965
- 109 Wyoming 1995  
109 San Diego St. 1995
- 108 Wyoming 2006  
108 Utah State 1969
- 107 Middle Tenn. 2013
- 100 Tulsa 1984
- 99 UTEP 1985

### **PUNT RETURNS**

- 9 Arizona 1969
- 8 Utah 1979  
8 San Diego State 1984  
8 Utah 1992  
8 Wyoming 1978  
8 Weber State 1979  
8 Colorado State 1988  
8 UTEP 1978  
8 New Mexico 1985  
8 Utah 1971  
8 Wyoming 1969  
8 Colorado State 1963
- 7 Happened 12 times,  
Last: vs. Idaho State, 2021

## BYU Football Programming on BYUtv



BYU is the only school in the country with nationally televised live 60-minute pregame and 30-60-minute postgame shows before and after every game—home or away. With the pregame and postgame shows, BYUtv brings Cougar fans a live perspective on the game that they can't get anywhere else.

BYU Broadcasting also produces daily and weekly BYU-centric sports shows, including *BYU Sports Nation*, *After Further Review*,

*BYU Football with Kalani Sitake* and *Coordinators' Corner* as well as additional BYU football specials throughout the year to highlight events such as National Letter of Intent Day, BYU spring football, BYU's Alumni Game, BYU Pro Day and several other specialty broadcasts which also includes live programming on ESPN3.

BYUtv and BYU Radio/Sirius XM 143 simulcast a daily news show—*BYU Sports Nation*—that airs live each weekday from noon-1 p.m. ET/10-11 a.m. MT from Studio B at the BYU Broadcasting Building in Provo. The latest news and information about BYU sports are discussed each day by hosts Jarom Jordan and Spencer Linton. During the football season BYUtv also features a weekly one-hour show—*After Further Review*—where host Dave McCann and a panel of experts provide in-depth analysis of the tactics, plays, and touchdowns of every BYU football game.

BYUtv, available in 54 million North American homes, is on the basic tier of both Dish and DirectTV and is carried by more than 800 cable systems. The network has its own state-of-the-art production building on BYU's campus and a top-of-the-line HD truck that allow BYUtv to televise every game in HD.

### LOCAL COVERAGE

#### Print/Digital

*The Deseret News*  
*KSLSports.com*  
*KSL.com*  
*Provo Daily Herald*  
*The Salt Lake Tribune*  
*Daily Universe*

#### Radio

*BYU Radio*  
*KSL News Radio*  
*KSL Sports Zone*  
*ESPN960*  
*ESPN700*

#### Television

*BYUtv*  
*KSL-TV (NBC)*  
*KUTV (CBS)*  
*KTVX (ABC)*  
*KSTU (FOX)*



### RADIO

BYU football games are heard exclusively on the Nu Skin BYU Sports Network. Broadcasts are produced by BYU Radio, which carries the games coast-to-coast on satellite radio via SiriusXM 143. Games are also broadcast on over-the-air flagship KSL Newsradio (102.7 FM/1160 AM) and network affiliates in in the Intermountain West.

The "Voice of the Cougars" is Greg Wrubell, entering his 23rd season as play-by-play commentator. A BYU graduate, Wrubell is in his 32nd season on the football radio broadcast crew, having served as sideline reporter before stepping into the booth.

Wrubell's broadcast partner is former BYU and NFL lineman Hans Olsen, who is entering his first season as game analyst. Former Cougar receiver Mitchell Juergens is back for his sixth season as sideline reporter, while Jason Shepherd returns as studio host.

BYU football broadcasts are also heard on the BYU Radio app and online at [BYURadio.org](http://BYURadio.org), with the live audio stream and archives made available to a worldwide listening audience. You can also listen to BYU football on your Alexa smart speakers by asking for "BYU Radio."

### COACHES' SHOWS

In addition to comprehensive game-day coverage, BYU Broadcasting produces "BYU Football with Kalani Sitake," Tuesday nights at 6:30 p.m. MT, throughout the season on the BYUtv and BYU Radio apps, [BYUtv.org](http://BYUtv.org), [BYURadio.org](http://BYURadio.org) and the Nu Skin BYU Sports Network. A live audience joins Coach Sitake, player guests and host Greg Wrubell at the BYUtv studios for an insightful and entertaining weekly look inside Cougar football.

In addition, assistant coaches Jay Hill, Aaron Roderick and Kelly Poppinga will be featured guests on the weekly "Coordinators' Corner" broadcast, airing Mondays in-season, from noon-1 pm MT. Greg Wrubell hosts the program, which will air live from the BYU Broadcasting studios on the [BYUtv.org](http://BYUtv.org) and [BYURadio.org](http://BYURadio.org)