



4b

ARKANSAS STATE

23

ARKANSAS STATE FOOTBALL

2023

**MEDIA GUIDE**

*Signature*

**BUTCH JONES**  
**HEAD FOOTBALL COACH**

SEASONS AS  
HEAD COACH **13**

**6X** TOP 25  
NATIONAL FINISHES

BOWL GAME  
APPEARANCES **9**

**4X** CONFERENCE  
CHAMPIONS

BOWL GAME  
WINS **7**

**2X** CONFERENCE  
COACH OF THE YEAR

CAREER  
VICTORIES **89**

**4X** TOP 5 NATIONAL  
RECRUITING CLASSES

**2X** 10+ WIN  
SEASONS

**5X** 9+ WIN  
SEASONS

**7X** 8+ WIN  
SEASONS

HAS LED 3 PROGRAMS TO A TOP 25 FINISH

PROGRAMS HAVE ACHIEVED RECORDS FOR  
HIGHEST GRADUATION RATES AND GPAS

**85+** PLAYERS PLACED  
IN THE NFL

**2** FIRST ROUND  
DRAFT PICKS

**31** TOTAL NFL  
DRAFT PICKS



*Butch Jones*



# TABLE OF CONTENTS



## INTRODUCTION 1-6

- 1-2 Table of Contents
- 3-4 Quick Facts
- 5 Media Information
- 6 Schedule

## THIS IS A-STATE 7-29

- 7-8 Centennial Bank Stadium
- 9 Centennial Bank Athletics Operations Center
- 10 Heritage Hall
- 11 Auditorium
- 12 Locker Room
- 13 Players Lounge
- 14 Recruiting Room
- 15 Athletics Performance
- 16 Sports Medicine
- 17 South End Zone Complex
- 18 Student Activity Center
- 19 Academics
- 20 Red Wolves Leadership Academy
- 21 Community Service
- 22 Ring of Honor
- 23 Larry Lacewell MVP Award
- 24-25 Game Day at A-State
- 26-27 Nine Consecutive Bowl Games
- 28-29 Five-Time Sun Belt Champions

## PLAYERS 30-77

- 30-32 Alphabetical Roster
- 33-35 Numerical Roster
- 36-77 Meet the Red Wolves

## STAFF 78-109

- 78-81 Head Coach Butch Jones
- 82-83 Rob Harley
- 84-85 Keith Heckendorf
- 86-87 Marquase Lovings
- 88-89 Josh Conklin
- 90-91 Nick Grimes
- 92-93 Derrick Lett
- 94-95 Andy Kwon
- 96-97 Jon Shalala
- 98-99 Vinson Reynolds
- 100-101 Jay Simpson
- 102 Jeff Jones
- 103-109 Support Staff

## 2022 REVIEW 110-141

- 110 Game 1: Grambling
- 111 Game 2: Ohio State
- 112 Game 3: Memphis
- 113 Game 4: Old Dominion
- 114 Game 5: ULM
- 115 Game 6: James Madison
- 116 Game 7: Southern Miss
- 117 Game 8: Louisiana
- 118 Game 9: South Alabama
- 119 Game 10: UMass
- 120 Game 11: Texas State
- 121 Game 12: Troy
- 122 2022 Results
- 123-124 Team Statistics
- 125 Opponent Statistics
- 126-133 Individual Statistics
- 134 Team Game Highs
- 135 Individual Game Highs
- 136 Red Zone Results
- 137 Quarter Statistics
- 138 Team Game-By-Game Comparison
- 139-141 2022 Sun Belt Conference Review



# TABLE OF CONTENTS



## RESULTS 142-191

- 142-147** Results vs All Opponents
- 148-163** All-Time Series Results
- 164-185** Year-by-Year Results
- 186-188** Yearly Results
  - 189** By the Decade
  - 190** Homecoming Results
  - 191** Results vs AP Ranked Opponents

## RECORDS 192-243

- 192-195** Total Offense Records
- 196-200** Rushing Records
- 201-205** Passing Records
- 206-208** Receiving Records
- 209-214** Scoring Records
- 215-216** Punting Records
- 217-218** Punt Return Records
- 219-221** Kickoff Return Records
- 222-227** Defensive Records
  - 228** Miscellaneous Records
- 229-232** Opponent Records
- 233-235** Postseason Records
- 236-237** Centennial Bank Stadium Records
- 238-239** Attendance Records
  - 240** Coaching Records
  - 241** Assistant Coaches
- 242-243** Yearly Statistics

## HISTORY 244-310

- 244-247** All-Americans
- 248-249** Watch List Honorees
- 250-261** Honors & Awards
- 262-263** Red Wolves in the NFL
  - 264** Red Wolves in the Super Bowl
  - 265** Red Wolves in the Pro Bowl
- 266-267** Red Wolves in the NFL Draft
- 268-270** Postseason History
- 271-280** Bowl History
- 281-287** All-Time Conference Standings
- 288-307** All-Time Lettermen
- 308-310** A-State Hall of Honor

## CAMPUS 311-322

- 311** City of Jonesboro
- 312-313** Arkansas State University
  - 314** University Administration
  - 315** President Dr. Charles L. Welch
- 316-317** Chancellor Dr. Todd Shields
- 318-320** VC for Intercollegiate Athletics Jeff Purinton
- 321-322** Athletic Facilities

## CREDITS

The 2023 Arkansas State football reference guide is a publication of the Arkansas State University Athletics Media Relations Office. Copy, design and layout by Associate Director of Media Relations, Mark Taylor. Cover design by Nate Samel. Editorial assistance from Media Relations Director Jerry Scott, Assistant Director Caleb Garner and Jen Hannah.

Photos courtesy of Carla Wehmeyer, Travis Clayton, Justin Manning, Nelson Chenault, Joe Murphy, Jonesboro Sun, Jonesboro Regional Chamber of Commerce, City of Jonesboro, Sun Belt Conference, John Bunch, A-State Media Relations.





**UNIVERSITY INFORMATION**

**Location:** Jonesboro, Ark.  
**Nickname:** Red Wolves  
**Enrollment :** 14,109  
**Colors:** Scarlet & Black  
**Founded:** 1909  
**Stadium:** Centennial Bank Stadium  
**Field:** Allison Field  
**Capacity:** 30,382  
**Affiliation:** NCAA FBS  
**Conference:** Sun Belt  
**President:** Dr. Charles L. Welch  
**Chancellor:** Dr. Todd Shields  
**VC for Intercollegiate Athletics:** Jeff Purinton  
**Athletic Department Phone:** 870-972-3880  
**Athletic Web Site:** AStateRedWolves.com  
**Athletics Twitter/Facebook:** @AStateRedWolves  
**Football Twitter:** @AStateFB  
**Football Facebook:** AStateRedWolvesFootball

**A-STATE FOOTBALL HISTORY**

**First Year of Football:** 1911  
**All-Time Record:** 490-519-37  
**All-Time Bowl & Playoff Record:** 13-13-1  
**All-Time Bowl Record:** 8-8-1  
**All-Time Bowl Games by Season:**  
 Camellia Bowl (2017, 2019)  
 Arizona Bowl (2018)  
 Cure Bowl (2016)  
 New Orleans Bowl (2005, 2015)  
 GoDaddy Bowl (2011, 2012, 2013, 2014)  
 Pecan Bowl (1968, 1969, 1970)  
 Tangerine Bowl (1951, 1953)  
 Refrigerator Bowl (1951, 1952)  
**Last Postseason Appearance:**  
 2019, Camellia Bowl  
 Arkansas State 34, FIU 26  
**All-Time Conference Championships:** 12  
 Sun Belt (5) - 2011, 2012, 2013, 2015, 2016  
 Southland (7) - 1968, 1969, 1970, 1975, 1978,  
 1985, 1986

**2023 TEAM INFORMATION**

**2022 Record:** 3-9  
**Conference Record/Finish:** 1-7 (5th West)  
**Lettermen Returning:** 48  
 16 offense | 27 defense | 4 special teams  
**Lettermen Lost:** 45  
 21 offense | 13 defense | 2 special teams  
**Starters Returning:** 9 (3 offense | 6 defense)  
 Offense: Mekhi Butler (OL), Jeff Foreman (WR), Makilan Thomas (OL)  
 Defense: Jaden Harris (LB), Ethan Hassler (DE),  
 Samy Johnson (CB), Eddie Smith (S), Melique Straker (LB), Trevian Thomas (S)

**Starters Lost:** 13 (8 offense | 5 defense)  
 Offense: James Blackman (QB), Champ Flemings (WR), Te'Vailance Hunt (WR), Johnnie Lang (RB), Ethan Miner (OL), Ernesto Ramirez (OL), Jordan Rhodes (OL), Seydou Traore (TE)  
 Defense: TW Ayers (DL), Kivon Bennett (DE), Jordan Carmouche (LB), Kenneth Harris (CB), John Mincey (DL)

**COACHING STAFF**

**Head Coach:**  
 Butch Jones (Ferris State, 1990)  
**Record at A-State (Yrs):** 5-19 (2)  
**Career Record (Yrs):** 89-73 (13)  
**Associate HC/RBs:** Marquase Lovings  
**Assistant HC/Defensive Coordinator:** Rob Harley  
**Offensive Coordinator/QBs:** Keith Heckendorf  
**Offensive Line:** Andy Kwon  
**Wide Receivers:** Derrick Lett  
**Tight Ends:** Nick Grimes  
**Defensive Run Game Coord./DL:** Vinson Reynolds  
**Linebackers:** Jon Shalala  
**Defensive Pass Game Coord./DBs:** Jay Simpson  
**Special Teams Coord./Safeties:** Josh Conklyn  
**Offensive Grad Assistant:** Ryan Favre  
**Defensive Grad Assistant:** Jack Sompayrac  
**Defensive Grad Assistant:** Gabe Torres  
**Defensive Grad Assistant:** Zac Sias

**SUPPORT STAFF**

**Assistant AD Football Operations:** Blake Jackson  
**Assistant AD for Player Personnel:** Trip Carrico  
**Director of Scouting:** Patrick Jefferis  
**Director of Creative Video:** Ciaran Dooley  
**Director of Graphic Design:** Nate Samel  
**Asst AD for Sports Medicine:** Eric Ennis  
**Director of Player Development:** Bronte Zlomek  
**Head Equipment Manager:** John Cromer  
**Offensive Quality Control:** Alex Jones  
**Offensive Quality Control:** Hunter Todd  
**Defensive Quality Control:** Nick Montgomery  
**Defensive Quality Control:** Zack Robertson  
**Defensive Quality Control:** Joe Britton  
**Special Teams Quality Control:** Dakota Tillman



## QUICK FACTS



### MEDIA RELATIONS

**SID Main Phone:** 870-972-2541

**Fax:** 870-972-3367

**Press Box Phone:** 870-972-2541

**Associate AD:** Jerry Scott

**Office Phone:** 870-972-3405

**Cell Phone:** 870-243-6021

**E-Mail:** jscott@astate.edu

**Assistant AD/SID:** Mark Taylor

**Office Phone:** 870-972-3547

**Cell Phone:** 870-219-5705

**E-Mail:** martaylor@astate.edu

**Director:** Caleb Garner

**Office Phone:** 870-972-2707

**Cell Phone:** 870-316-3382

**E-Mail:** rgarner@astate.edu

**Asst. Dir. of Creative Media:** Payton Burr

**Director of Broadcasting:** Ryan Ivey

**Engineer:** Bradley Justiss

### IMPORTANT NUMBERS

**Athletics Department:** 870-972-3880

**Football Office:** 870-972-2082

**Football Fax:** 870-972-2797

**Sun Belt Office:** 504-299-9066

**Sun Belt Fax:** 504-299-9068

**Football Video Footage:** 870-972-8004

### RADIO INFORMATION

**Radio:** EAB Red Wolves Sports Network  
Jonesboro, Ark. | KFIN 107.9 FM (Flagship)

**Play-by-Play:** Matt Stolz

**Cell Phone:** 870-273-5028

**E-Mail:** mattstolz@eabjonesboro.com

**Analyst:** TBA

**Sideline:** JC Cox

### EAB RED WOLVES SPORTS NETWORK

|               |                         |
|---------------|-------------------------|
| KFIN 107.9 FM | Jonesboro (Flagship)    |
| KARV 93.1 FM  | Russellville            |
| KRLW 100.1 FM | Walnut Ridge/Pocahontas |
| KTRQ 100.1 FM | Colt/Memphis            |
| KARV 101.3 FM | Russellville            |
| KDPX 101.3 FM | Pine Bluff              |
| KCTT 101.7 FM | Mountain Home           |
| KQEW 102.3 FM | Fordyce                 |
| KTRQ 102.3 FM | Colt/Memphis            |
| KOTN 102.5 FM | Gould/Monticello        |
| KWYN 102.9 FM | Wynne/West Memphis      |
| KRLW 103.1 FM | Walnut Ridge/Pocahontas |
| KOOU 104.7 FM | Hardy                   |
| KWAK 105.5 FM | Stuttgart               |
| KBZU 106.7 FM | Benton/Little Rock      |
| KWYN 106.9 FM | Wynne/West Memphis      |
| KARV 610 AM   | Russellville            |
| KRLW 1320 AM  | Walnut Ridge/Pocahontas |
| KFFA 1360 AM  | Helena                  |
| KWYN 1400 AM  | Wynne/West Memphis      |





## PRINT/ONLINE MEDIA

### **Jonesboro Sun**

P.O. Box 1249, Jonesboro, AR 72403  
870-935-5525 (Phone), 870-935-5823 (Fax)  
sports@jonesborosun.com

### **Arkansas Democrat-Gazette**

P.O. Box 2221, Little Rock, AR 72203  
501-378-3411 (Phone), 501-378-4521 (Fax)  
sports@arkansasonline.com

### **Associated Press**

10802 Executive Center Dr., Suite 100  
Little Rock, AR 72211  
501-225-3668 (Phone), 501-225-3249 (Fax)

### **The Herald**

P.O. Box 1930, State University, AR 72467  
870-972-3076 (Phone), 870-910-8042 (Fax)  
herald@astate.edu

### **Memphis Commercial Appeal**

495 Union Avenue, Memphis, TN 38101  
800-444-6397 (Phone), 901-529-2362 (Fax)  
sports@gomemphis.com

### **Stephens Media Group**

401 South Victory, Little Rock, AR 72201  
501-734-0699 (Office), 501-374-0860 (Fax)

### **AStateNation.com**

501-680-7335 (Phone)  
jeff@arkst.com

### **RedWolfReport.com**

870-370-6410 (Phone)  
luke@arkansasvarsity.com

## TELEVISION

### **KAIT-TV (ABC/NBC)**

P.O. Box 790, Jonesboro, AR 72403  
870-931-8888 (Phone), 870-933-8058 (Fax)  
sports@kait8.com

### **KJNB-TV (CBS/FOX)**

2400 E. Highland Dr., Jonesboro, AR 72401  
901-896-6088 (Phone), 870-933-8058 (Fax)  
sports@kjnb.com

### **ASU-TV**

P.O. Box 2160, State University, AR 72467  
870-972-3070 (Phone), 870-972-3828 (Fax)  
ccpillow@astate.edu

### **KARK-TV (NBC)**

1401 West Capitol Ave., Suite 104  
Little Rock, AR 72201  
501-340-4444 (Phone), 501-375-1961 (Fax)  
sports@kark.com

### **KATV-TV (ABC)**

401 South Main, Little Rock, AR 72201  
501-372-7777 (Phone), 501-324-7546 (Fax)  
sports@katv.com

### **KTHV-TV (CBS)**

8th & Izard, Little Rock, AR 72203  
501-244-4572 (Phone), 501-376-1645 (Fax)  
sports@todaysthv.com

### **KLRT-TV (FOX)**

10800 Colonel Gleen Road, Little Rock, AR 72204  
501-217-4257 (Phone), 501-227-0855 (Fax)  
sports@fox16.com

### **WREG-TV (CBS)**

803 Channel 3 Drive, Memphis, TN 38104  
901-527-9336 (Phone), 901-577-0198 (Fax)  
gleen.carver@wreg.com

### **WMC-TV (NBC)**

1960 Union Avenue, Memphis, TN 38104  
901-726-0416 (Phone), 901-278-7633 (Fax)  
jgreer@wmcstations.com

### **WHBQ-TV (FOX)**

485 S. Highland Street, Memphis, TN 38111  
901-320-1313 (Phone), 901-320-1366 (Fax)  
Peter.Fleischer@coxinc.com

### **WPTY-TV (ABC)**

2701 Union Extended, Memphis TN 38112  
901-323-2430 (Phone), 901-522-1820 (Fax)  
eyewitnessnews@abc24.com

## RADIO

### **KASU (91.9 FM)**

P.O. Box 2160, State University, AR 72467  
870-972-3070

### **East Arkansas Broadcasters**

403 West Parker Road, Jonesboro, AR 72401

**KWHF (95.9 FM)** | 870-934-5009

**KBTM (1230 AM & 101.3 FM)** | 870-935-5597

**KFIN (107.9 FM)** | 870-932-1079

**KIYS (101.7 FM)** | 870-935-5598

**KNEA (970 AM & 95.3 FM)** | 870-932-8400

### **Jonesboro Radio Group**

314 Union, Jonesboro, AR 72401

**KDXY (104.9 FM)** | 870-933-8800

**KEGI (100.5 FM)** | 870-934-5009

**ESPN Radio (92.7 FM)** | 870-933-8800

**KJBX (106.3 FM)** | 870-933-8800

**KDXY-HD2 (107.5 FM)** | 870-933-8800

**KJBX-HD2 (98.5 FM)** | 501-823-0933

**KKSP The Source (93.3 FM)** | 501-823-0933

**KPOC/KRLW (103.1 FM & 1320 AM)** | 870-886-6666

**KABZ (103.7 FM The Buzz)** | 501-661-1037

**ESPN Radio (730 AM)** | 901-522-1919

**WHBQ (Sports 560 AM)** | 901-522-1919





# SCHEDULE

## 2023 SCHEDULE

| Date     | Opponent (2022 Record)   | 2022 Bowl (W/L)           | Series Record       | Last Meeting   |
|----------|--------------------------|---------------------------|---------------------|----------------|
| Sept. 2  | at Oklahoma (6-7)        | Pop-Tarts Bowl (L)        | OU leads 1-0        | 2000: 7-45, L  |
| Sept. 9  | Memphis (7-6)            | First Responders Bowl (W) | MEM leads 31-24-5   | 2022: 32-44, L |
| Sept. 16 | Stony Brook (2-9)        | -----                     | First Meeting       | -----          |
| Sept. 23 | Southern Miss (7-6)*     | Lending Tree Bowl (W)     | USM leads 10-2      | 2022: 19-20, L |
| Sept. 30 | at UMass (1-11)          | -----                     | A-State leads 1-0   | 2022: 35-33, W |
| Oct. 7   | at Troy (12-2)*          | Cure Bowl (W)             | A-State leads 10-8  | 2022: 19-48, L |
| Oct. 21  | Coastal Carolina (9-4)*  | Birmingham Bowl (L)       | A-State leads 3-2   | 2021: 20-52, L |
| Oct. 28  | at ULM (4-8)*            | -----                     | A-State leads 31-14 | 2022: 45-28, W |
| Nov. 4   | Louisiana (6-7)*         | Independence Bowl (L)     | LA leads 29-21-1    | 2022: 18-38, L |
| Nov. 11  | at South Alabama (10-3)* | New Orleans Bowl (L)      | A-State leads 6-5   | 2022: 3-31, L  |
| Nov. 18  | Texas State (4-8)*       | -----                     | A-State leads 6-4   | 2022: 13-16, L |
| Nov. 25  | at Marshall (9-4)*       | Myrtle Beach Bowl (W)     | First Meeting       | -----          |

\* Sun Belt Conference Game

## 2022 RESULTS (3-9, 1-7 SUN BELT)

| Date     | Opponent          | Result   | Attendance | Site               |
|----------|-------------------|----------|------------|--------------------|
| Sept. 3  | Grambling         | 58-3, W  | 17,893     | Jonesboro, Ark.    |
| Sept. 10 | at #3 Ohio State  | 12-45, L | 100,067    | Columbus, Ohio     |
| Sept. 17 | at Memphis        | 32-44, L | 32,620     | Memphis, Tenn.     |
| Sept. 24 | at Old Dominion*  | 26-29, L | 20,655     | Norfolk, Va.       |
| Oct. 1   | ULM*              | 45-28, W | 18,172     | Jonesboro, Ark.    |
| Oct. 8   | James Madison*    | 20-42, L | 20,083     | Jonesboro, Ark.    |
| Oct. 15  | at Southern Miss* | 19-20, L | 27,042     | Hattiesburg, Miss. |
| Oct. 22  | at Louisiana*     | 18-38, L | 15,017     | Lafayette, La.     |
| Oct. 29  | South Alabama*    | 3-31, L  | 11,714     | Jonesboro, Ark.    |
| Nov. 12  | Massachusetts     | 35-33, W | 14,354     | Jonesboro, Ark.    |
| Nov. 19  | at Texas State*   | 13-16, L | 13,287     | San Marcos, Texas  |
| Nov. 26  | Troy*             | 19-48, L | 9,376      | Jonesboro, Ark.    |

\* Sun Belt Conference Game



# CENTENNIAL BANK STADIUM



A-STATE



Thanks to one of two \$5 million gifts - the largest individual donation in A-State Athletics history - by alumnus Johnny Allison, a “Centennial Expansion” construction and renovation project to Centennial Bank Stadium’s press box and west-side concourse took place prior to the 2015 season.

The entire project, including the press box and concourse, covered 40,000 square feet. The Centennial Expansion project included a complete overhaul to the stadium press box, expanding it from 7,120 to 36,000 square feet.

The face of the stadium has been redesigned to include 42 loge boxes, 20 suites, a club area covering close to 8,000 square feet and 344 club seats in its revenue-generating areas.

Not only has depth been added to the press box, it now spans from approximately the 15-to-15 yard lines, allowing for enhanced media, coaching, broadcasting, control booth and camera areas.

The project also called for major improvements and additions to the concourse bathrooms, concessions, official gear and apparel shop and gating and ticketing areas that have improved the game-day experience for all A-State fans.

A-State partnered with Daktronics Inc. prior to the start of the 2014 season to install an approximately 1,600-square foot LED video display scoreboard in Centennial Bank Stadium’s south end zone, along with a custom audio system, play clocks and locker room clocks.

The south end zone display measures approximately 32 feet high by 50 feet wide and features a 15HD pixel layout. A Daktronics standard fixed-digit scoreboard measuring eight feet high by 32 feet wide was installed in the north end zone at the same time.





# CENTENNIAL BANK STADIUM

A-STATE



A-State's first game at Centennial Bank Stadium was played Sept. 28, 1974. The stadium, which now seats 30,382, has undergone several renovations since then.

Most recently, construction of the two-level 66,500 square foot Centennial Bank Athletics Operations Center in the north end zone was completed prior to the start of the 2019 season. As part of the same project, new premium seating areas were built and in place for the 2018 season.

A-State originally transitioned from a grass field to an artificial playing surface prior to the 2006 season and upgraded to a state-of-the-art GEO Surfaces field turf in 2010. A new field was installed the summer prior to the start of the 2016 season. The multi-use surface provides year-round training opportunities for other A-State sports in addition to the school's football program.

A three-story football complex was built in the stadium's south end zone in 2002, which followed a stadium expansion in 1991 that raised the seating from 16,343 to 30,406.

## Facts and Figures

**Opened:** 1974

**Original Cost:** \$2,500,000  
*(\$1.4 million raised by friends and alumni)*

**Original Capacity:** 16,343  
*(revised to 18,709 in 1980)*

**Current Capacity:** 30,382  
*(enlargement completed in 1991)*

**Surface:** Field turf installed in 2006, 2010 and 2016; formerly bermuda grass through 2005 season

**Seasons Played:** 49 *(through 2022)*

**Games Played:** 258

**A-State Record:** 167-90-1

**Total Cumulative Attendance:** 3,930,028

**Largest Crowd:** 31,243 *(Dec. 1, 2012 vs MTSU)*

**Best Average Attendance (season):** 26,398  
*(2012)*

**First Game:** Sept. 28, 1974  
*(Louisiana Tech 21, Arkansas State 7)*

**First Arkansas State Victory:** 2nd game  
*(Oct. 5, 1974; A-State 14 Eastern Michigan 7)*

**Dedication Game:** Nov. 2, 1974  
*(A-State 17, ULM 14)*

**First Game on ProGreen Turf:** Sept. 2, 2006  
*(Arkansas State 14, Army 6)*

**First Score:** Sept. 28, 1974 *(opening game);*  
TE Mike Barber 13-yd TD catch from Steve Haynes *(Louisiana Tech)*

**First A-State Score:** Sept. 28, 1974  
*(opening game);* fullback Stan Winfrey one-yard TD run vs Louisiana Tech



# CENTENNIAL BANK ATHLETICS OPERATIONS CENTER



A-STATE



Construction on a two-level 66,500-square foot football facility in Centennial Bank Stadium's north end zone was completed prior to the start of the 2019 season.

The Arkansas State Athletics Department is committed to providing its student-athletes, coaches and loyal fan base with the best facilities and amenities within the conference and across the country. The renovation to the north end zone enhances its fan game day experience and assists in the Red Wolves' ability to recruit and train the best student-athletes to Arkansas State University.

First and foremost, the facility enhances the Arkansas State student-athlete experience. The building features a new weight room and training/rehabilitation area, new team locker room, position meeting rooms, players' lounge, academic rooms and team-theater meeting area.

The Red Wolves Den, A-State's new outdoor premium seating options, has created a unique experience for fans; comprised of loge boxes and terrace seating with premium food and access to two cash bars.

The Arkansas State University Board of Trustees voted on Dec. 11, 2017, to name A-State's football field "Allison Field" and the north end zone facility "Centennial Bank Athletics Operations Center" in recognition of a combined \$10 million from the Johnny Allison family and Centennial Bank to the Red Wolves Foundation.

Honoring the former A-State letterman who played on the 1968 football team, served on the ASU Board of Trustees from 1979-84 and was named an Arkansas State University Distinguished Alumni in 1998, "Allison Field" is proudly displayed at multiple locations on the field as well as the tunnel entrance into the Centennial Bank Athletics Operations Center.





## LETTERMEN'S CLUB HERITAGE HALL

A-STATE



One of the many focal points of the new Centennial Bank Athletics Operations Center is the A-State Lettermen's Club Heritage Hall, which welcomes both student-athletes and guests at the main entrance to the facility.

The spacious foyer features not only numerous aesthetic aspects, but is also highlighted by full uniforms worn by the A-State football team, a large video display, championship rings, names of members of the Lettermen's Club and displays that include both a photo and historical information about each of Arkansas State's all-time football conference championships.

The area brings together both A-State's rich history and current elements to give those passing through an overall glance at the Red Wolves' football program.





The Centennial Bank Athletics Operations Center’s auditorium, located near the main entrance to the facility, features theater-style seating accommodating 201 people.

A large “Arkansas State Red Wolves” graphic covers the entire north wall and accents the black theatre chairs featuring A-State logos. State-of-the-art sound and video systems have been installed, making the area not only a space that can be utilized for team meetings, but also for multi-purpose events for the entire athletics department.

Wooden paneling used throughout both the north end zone facility and the Johnny Allison Tower covers a large portion of the east wall and acts as a backdrop behind a raised stage at the front of the room.







## CHUCK AND TINA MITCHELL LOCKER ROOM

A-STATE






The Red Wolves moved into a new state-of-the-art locker room inside the Centennial Bank Stadium Athletics Operations Center prior to the start of the 2019 season.

Each student-athlete has a large customized locker with the latest amenities while enjoying a spacious area with multiple media centers in the locker room featuring a design and logos unique to A-State.

Each locker has numerous storage areas, including a space for shoulder pads that is attached to a ventilation system. The locker room bears the name of long-time A-State supporters Chuck and Tina Mitchell.

Among the amenities new to the facility is a barber shop, located adjacent to the locker room.





## BILL TEMPLETON PLAYERS LOUNGE

A-STATE



The Bill Templeton Players Lounge is housed in the Centennial Bank Athletics Operations Center, providing players a large area to gather, enjoy interaction with teammates, relax or take part in the entertainment amenities provided within the room.

The location includes, but is not limited to, a fueling station, multiple televisions, video-gaming systems, a ping pong table, a pool table and shuffleboard.

The room is named after the late Bill Templeton, who was associated with A-State Athletics as a student-athlete, coach and administrator for 53 years. He leaves a lasting legacy of loyalty and love for his beloved A-State.





# J-TOWN'S GRILL RECRUITING ROOM

A-STATE



A glass wall on the east side of the JTown's Grill Recruiting Room fills this area inside the Centennial Bank Athletics Operations Center with plenty of natural light and serves as a warm welcome for guests while overlooking Red Wolf Boulevard.

Not only are there displays featuring some of A-State's former and current NFL players, the spacious area is primarily utilized as a recruiting area where potential student-athletes can take pictures in front of a green screen and meet with staff and administration.

At the same time, the room is large enough that it can be used for meetings, gatherings and additional functions as needed. The recruiting room also connects to office space, including an area for NFL scouts to watch film of Arkansas State players.





# ATHLETICS PERFORMANCE




A-STATE



One of the many impressive aspects of the Centennial Bank Stadium Athletics Operations Center is the athletics performance program and the approximate 10,000 square-foot weight room.

The area features 18 new powerlift racks, inlaid platforms, a designated nutrition center, new weights and cardio equipment, media (TV, audio, etc.) and direct access to the Student Activity Center, among much more.

The athletics performance staff offices are also located in the weight room and behind their efforts, led by Assistant Athletics Director for Athletics Performance Jeff Jones, the area is in full use to help Red Wolves student-athletes become bigger, stronger and faster.







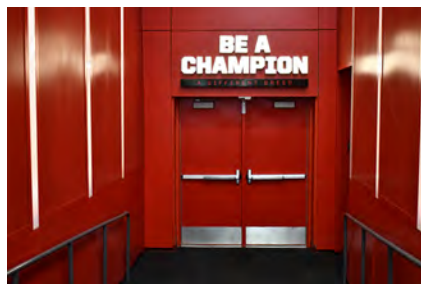


## RON CARROLL SPORTS MEDICINE CENTER

A-STATE



The Centennial Bank Athletics Operations Center houses an enhanced sports medicine, training and rehabilitation area. The Ron Carroll Sports Medicine Center allows student-athletes, who already receive great medical care, additional space and quality surroundings.

Carroll joined the A-State staff in 1976 as the school's first certified athletic trainer, and he has since been inducted into the A-State Athletics Hall of Honor while also being tabbed an honorary member of the Arkansas State All-Centennial Team. Other training centers in First National Bank Arena, Tomlinson Stadium, Track & Field Complex and Women's Tennis & Soccer Facility serve to compliment this primary space and provide front line care for practices and events.



# SOUTH END ZONE COMPLEX



A-STATE



In 2002, players and coaches moved into a new three-story facility which featured office space for coaches, dressing rooms, meeting rooms and a players' lounge all the way through the 2018 season.

With the construction of a new football operations center in the north end zone, the facility has been re-purposed to currently house athletics department administration and the visiting team locker room.

The old visitors locker room has been renovated to now house a new state-of-the-art television broadcast control room and studio, complete with the latest technology and fibered to produce games at both Centennial Bank Stadium and First National Bank Arena.

Plans are in place to further renovate the administrative areas located in the building, as well as academic and student services areas.

A-State's former home locker room remains in place on the ground floor and now serve as the visitors locker room. However, between the 2002-18 seasons it also housed on the ground floor a player lounge area, a weight room and athletic training areas.

Athletics administration offices comprise the second and third floors of the facility.

The original football facility, now known as the Charles Luter Family Academic Success Center and connected to the south end zone complex, houses academic and student services.





## STUDENT ACTIVITY CENTER


A-STATE



Arkansas State University began construction on a 78,000-square foot Student Activity Center (SAC), which also serves as an indoor practice facility for the A-State football team, in spring of 2014.

Located on the northeast corner of campus near Centennial Bank Stadium, the approximately 78,000-square foot building provides a new venue for multiple programs across the university. The SAC was designed by Brackett Krennerich Architects of Jonesboro and Sparks Reed Architecture and Interiors of Tulsa, Okla.

The Student Activity Center was the first part of a university master plan for the eastern side of campus that continued with the “North End Zone Expansion” project, a separate 66,500-square foot project being funded independently of the SAC.





# CHARLES LUTER FAMILY ACADEMIC SUCCESS CENTER



A-STATE



The Arkansas State University Athletics Department announced a \$400,000 gift from Charles Luter that was used to enhance the athletics' academic facility, at a press conference held at the newly named Charles Luter Family Academic Success Center in September of 2008.

The Academic Success Center serves as a foundation for structure, discipline and organization for the education of all A-State student-athletes. The facility, coupled with innovative programs and equipment, currently houses the academic support staff, tutors, computer labs, a resource room, study areas, tutorial rooms, small group study centers and a large conference room.

Among the most recent and noticeable modifications to the Charles Luter Family Academic Success Center is a new foyer housed in a brick and rock exterior that, along with new landscaping, gives the entrance to the building a modern look and creates a stronger image. The actual foyer has a large Red Wolves logo embedded in a terrazzo flooring that greets visitors as they enter the building. A receptionist office now also connects to the lobby area, which holds all-new furniture and a plaque recognizing Charles and his wife, Kay.

A restructuring of the academic resource center, now known as Dawson's Den, has occurred, including a wallwrap celebrating academic success that is clearly visible for student-athletes working in the computer lab. Additionally, tutorial rooms and computer-work stations have been upgraded in this area, which also displays pictures of the most recent A-State graduates.

The names of the latest members of the Athletic Director's Honor Roll are also showcased in Dawson's Den. The area is named after Scott and Kay Dawson, longtime supporters of Red Wolves' athletics.





## RED WOLVES LEADERSHIP ACADEMY

A-STATE




It is well-known that collegiate athletics departments across the country place a common emphasis on graduation, but Arkansas State has taken it a step further with its Red Wolves Leadership Academy that provides additional resources intended give its graduating student-athletes the best opportunities for job placement after their time as a student.

The Red Wolves Leadership Academy continued to strengthen with a study abroad component added in 2015 to foster global awareness, which is often cited by employers as a positive attribute they seek. During summer 2015, Arkansas State student-athletes took part in the first study abroad program offered by any university and their athletics department in the nation. The Red Wolves took the ground-breaking step by sending the group of student-athletes to London on a faculty-led academic program.

The program goes hand-in-hand with the Red Wolves Leadership Academy, designed with the sole purpose to obtain job placement for student-athletes upon graduation. For A-State Athletics, this is just one of the many ways it all comes back to providing the Red Wolves with the most comprehensive experiences possible to be successful in life.

Research conducted by UC Merced backs up what the A-State Athletics Department believes – adding the study abroad component to the Red Wolves Leadership Academy puts its student-athletes among the most desirable employees in the nation coming out of college and helps create global citizens. The UC Merced research also showed that 97 percent of study abroad students found employment within 12 months of graduation, while only 49 percent of college graduates found employment in the same period.





The “Champions in the Community” initiative provides an opportunity for student-athletes to gain rewarding growth as individuals in A-State’s football program. At the same time, it goes hand-in-hand with Head Coach Butch Jones’ conviction that the football program and community are inherently linked together as integral parts necessary to develop a winning culture. The Red Wolves community-service efforts are backing up something Jones has been vocal about since his arrival in Northeast Arkansas – the support the football program and community provide each other are extremely important, so giving back is going to be a priority for A-State’s football program.

“I’m proud of the way our players and the community have both embraced this outreach, service and involvement,” said Jones. “We’re doing things weekly in Jonesboro and the surrounding areas, so we’re excited our players are getting out there and embedding themselves in our community.”

Since the program’s formation, the Red Wolves have been involved with community-service projects with people of all ages, visiting local schools, senior citizens and working with organizations such as Special Olympics.

A-State student-athletes have visited the A-State Child Development and Research Center to sanitize toys, read and spend time on the playground with children, and assist with landscaping. They have also visited the Visual and Performing Arts Magnet school to read to the kids and participate in “Recess with the Red Wolves.”

Players spent time at University Heights Elementary during parent drop-off to visit with students as they entered the school, and they provided a tour of the A-State football facilities for students from the Westside school district.

Including participating in two Special Olympics track meets at Valley View, the Red Wolves have spent time with multiple school districts in the area. They visited Blessed Sacrament Catholic School as part of a community-service event as well.

The Red Wolves enjoyed an ice-cream social with South Wind Heights, a senior-living community. They took part in a food drive for the Food Bank of Northeast Arkansas this past April, the same month they signed autographs and visited with fans on Allison Field at Centennial Bank Stadium following their annual spring game.

While the football program has taken part in additional community-service projects and plans to continue visiting the same locations, they are working to expand their outreach in the future with communication already taking place for opportunities to work with the Food Pantry on the A-State campus, Kids Unlimited Learning Academy and Habitat for Humanity, among others.







# RING OF HONOR

A-STATE

Nothing symbolizes Arkansas State football more than the Ring of Honor. The Ring, which recognizes the greatness of Red Wolves football through the induction of the school's finest players and coaches, is located on the facade of the west side of Centennial Bank Stadium.



The late Calvin Harrell was the Ring's first inductee in 1996.



Former A-State and NFL great Bill Bergey, pictured with fellow Ring inductee Bill Templeton, was inducted in 1997.



Maurice Carthon (right) and Larry Lacewell have joined the Ring of Honor.

## A-STATE RING OF HONOR

| Name                                       | Induction Year |
|--|----------------|
| Calvin Harrell (RB 1968-71) .....          | 1996           |
| Bill Bergey (LB 1965-68) .....             | 1997           |
| Bill Templeton (RB 1954-56, AC 1965-79) .. | 1997           |
| Harry Larche (player, 1946-48) .....       | 1998           |
| J.A. "Ike" Tomlinson (HC, 1945, AD) .....  | 1998           |
| Bill Davidson (1954-56, HC 1971-78) .....  | 1999           |
| Bennie Ellender (HC, 1963-70) .....        | 2000           |
| Frank Farella (OL, 1954-57) .....          | 2001           |
| Larry Lacewell (HC, 1979-89) .....         | 2001           |
| Maurice Carthon (RB, 1979-82) .....        | 2002           |
| Bill Phillips (OL, 1968-71) .....          | 2003           |
| Terry Gwin (QB/RB, 1965-66) .....          | 2006           |
| Ray Brown (OL/TE, 1983-85) .....           | 2007           |
| Tim Langford (QB, 1980-83) .....           | 2007           |
| Jerry Muckensturm (LB, 1972-75) .....      | 2020           |



Former coach and A-State Director of Major Gifts Bill Templeton welcomed Bill Phillips into the Ring.



Tim Langford (above) and Ray Brown were two of the most recent A-State greats inducted into the Ring of Honor.

# LARRY LACEWELL MVP AWARD



A-STATE

The Larry Lacewell Most Valuable Player Award was created in 2018 and named in honor of former Head Coach Larry Lacewell.

Lacewell coached and was athletic director at Arkansas State for 11 years.

Coach Lacewell continued to be a tremendous ambassador for A-State Athletics following his days with the program.

The annual award goes to the most valuable player on the team whose performance best exhibits the pursuit of excellence on the football field and in the classroom, the utmost character and integrity on and off the field, demonstrated leadership with a strong work ethic and commitment to his teammates and the undying will for victory.

Lacewell guided A-State to the NCAA Division I-AA playoffs four straight years, including the 1986 National Championship game. A-State won two Southland Conference Championships under Lacewell's guidance and he coached five first-team All-Americans and 24 All-Conference players.



**Warren Wand**  
2018



**Omar Bayless**  
2019



**Jonathan Adams Jr.**  
2020



**Joe Ozougwu**  
2021



**Johnnie Lang**  
2022



# A-STATE GAMEDAY

A-STATE









## NINE CONSECUTIVE BOWL GAMES

A-STATE

The Red Wolves have been bowl eligible 13 of the last 18 seasons and made a school-record nine consecutive postseason appearances from 2011-19.

Following the 2012 season, A-State received votes in both the Associated Press and USA Today Coaches top-25 polls, while also ranking 23rd in the nation in the final CBSSports.com Power Poll.

A-State's nine consecutive bowl game appearances accounted for not only the 14th longest streak in the nation among all FBS programs, but also the third longest among the Group of 5.

The Red Wolves faced Northern Illinois in 2012, Kent State in 2013, Ball State in 2014 and Toledo in 2015 at the GoDaddy Bowl. The Red Wolves topped No.25-ranked Kent State 17-13 and Ball State 23-20 for its two GoDaddy Bowl wins.

Arkansas State played Louisiana Tech in the 2015 New Orleans Bowl, one year before defeating UCF 31-13 in the 2016 Cure Bowl. A-State faced Middle Tennessee and Florida International in the 2017 and 2019 Camellia Bowl games, respectively, most recently topping the Panthers 34-26. The Red Wolves also caught Nevada in the 2018 Arizona Bowl.



2019 Camellia Bowl Champs



2016 Cure Bowl Champs



2014 GoDaddy Bowl Champs



2013 GoDaddy Bowl Champs



NINE CONSECUTIVE  
**BOWL GAMES**



A-STATE



**OMAR BAYLESS**  
2019 Camellia Bowl MVP



**KENDALL SANDERS**  
2016 Cure Bowl MVP



**FREDI KNIGHTEN**  
2014 GoDaddy Bowl MVP




**RYAN APLIN**  
2013 GoDaddy Bowl MVP



**JD MCKISSIC**  
'13 & '14 GoDaddy Bowl Offensive MVP



**QUSHAUN LEE**  
'13 & '14 GoDaddy Bowl Defensive MVP



**BRIAN DAVIS**  
2014 GoDaddy Bowl Special Teams MVP



**RYAN WILBOURN**  
2013 GoDaddy Bowl Special Teams MVP





# FIVE-TIME SUN BELT CHAMPIONS

A-STATE

Arkansas State has won the Sun Belt Conference five of the last 12 years, most recently claiming the 2016 title with a 7-1 record. A-State also won the 2011-13 and 2015 championships and owns a 59-35 league record since 2011.

During that span, A-State also saw players named the Sun Belt Player of the Year (6 times), Defensive Player of the Year (twice), Offensive Player of the Year (twice), Freshman of the Year (3 times) and Newcomer of the Year, while also gaining 157 all-conference selections.

Arkansas State is one of just two programs to ever win at least five Sun Belt Conference championships. Additionally, it is the only SBC program to ever go 8-0 in league play during multiple seasons (2015 and 2011). Along the same lines, it is just the second all-time Sun Belt program with multiple undefeated seasons in league play (2015 and 2011) -- the other is North Texas (2002-04).



2011 Sun Belt Conference Champions (8-0)

# FIVE-TIME SUN BELT CHAMPIONS



A-STATE



2012 Sun Belt Conference Champions (7-1)



2013 Sun Belt Conference Champions (5-2)



2015 Sun Belt Conference Champions (8-0)



2016 Sun Belt Conference Champions (7-1)



# ALPHABETICAL ROSTER

PLAYERS

| No. | Name              | Pos. | Ht.  | Wt. | Cl.  | Exp | Hometown/Previous School                    |
|-----|-------------------|------|------|-----|------|-----|---|
| 70  | Tyler Adair       | OL   | 6-6  | 303 | rFr. | RS  | Ocean Springs, Miss./Ocean Springs          |
| 30  | Andrew Agapos     | LB   | 6-0  | 223 | rSo. | 1L  | Cordova, Tenn./Evangelical Christian School |
| 94  | Brian Alston      | DL   | 6-2  | 262 | Fr.  | HS  | Birmingham, Ala./Spain Park HS              |
| 58  | Cameron Ambrose   | OL   | 6-4  | 293 | rFr. | RS  | Pinson, Ala./Pinson Valley HS               |
| 75  | Saidou Ba         | OL   | 6-4  | 300 | rFr. | RS  | Memphis, Tenn./PURE Academy                 |
| 73  | Jacob Bayer       | OL   | 6-3  | 315 | Jr.  | TR  | Grandview, Texas/Lamar                      |
| 37  | AJ Beale          | LB   | 5-11 | 192 | rFr. | RS  | Cherry Valley, Ark./Cross County HS         |
| 6   | Wyatt Begeal      | WR   | 5-11 | 204 | rSo. | 1L  | Cibolo, Texas/Steele HS                     |
| 19  | Denzel Blackwell  | CB   | 5-9  | 188 | rSo. | 1L  | Houston, Texas/Boston College               |
| 55  | Micah Bland       | DL   | 6-1  | 318 | rSr. | TR  | Louisville, Ky./North Alabama               |
| 43  | Kam Boyd          | RB   | 5-5  | 150 | Fr.  | HS  | Jackson, Tenn./Jackson Christian HS         |
| 72  | Tobias Braun      | OL   | 6-7  | 315 | rSo. | TR  | Freiburg im Breisgau, Germany/Ole Miss      |
| 97  | VJ Bronson        | DL   | 6-3  | 296 | Jr.  | 1L  | Katy, Texas/Lamar                           |
| 10  | Tennel Bryant     | WR   | 5-7  | 157 | Fr.  | HS  | Cincinnati, Ohio/Archbishop Moeller HS      |
| 38  | Jack Bullard      | DS   | 5-11 | 205 | Jr.  | 3L  | Chandler, Ariz./Corona Del Sol HS           |
| 89  | Cam Bulluck       | WR   | 6-2  | 175 | Fr.  | HS  | Seale, Ala./Russell County HS               |
| 85  | DeAndra Burns Jr. | WR   | 5-10 | 153 | Fr.  | HS  | El Dorado, Ark./El Dorado HS                |
| 71  | Mekhi Butler      | OL   | 6-3  | 330 | rJr. | 1L  | Omaha, Neb./Iowa Western                    |
| 16  | Chauncy Cobb      | WR   | 5-6  | 157 | Fr.  | HS  | Clewiston, Fla./Clewiston HS                |
| 44  | Jalen Corprew     | LB   | 6-2  | 233 | Jr.  | TR  | Raleigh, N.C./Bakersfield College           |
| 80  | Trace Corum       | WR   | 5-11 | 174 | rFr. | RS  | Knoxville, Tenn./Farragut HS                |
| 25  | Keyron Crawford   | DE   | 6-4  | 243 | So.  | 1L  | Memphis, Tenn./Briarcrest Christian School  |
| 2   | Ja'Quez Cross     | RB   | 5-9  | 189 | rSo. | 1L  | Fordyce, Ark./Fordyce HS/Purdue             |
| 51  | Jalen Cunningham  | OL   | 6-5  | 350 | rSr. | TR  | Odenville, Ala./Ole Miss                    |
| 3   | Clyde Curry       | WR   | 6-2  | 170 | Fr.  | HS  | Gadsden, Ala./Gadsden City HS               |
| 15  | Jaxon Dailey      | QB   | 6-2  | 212 | rFr. | RS  | Pleasant Hill, Iowa/Southeast Polk HS       |
| 54  | Walker Davis      | OL   | 6-3  | 272 | Fr.  | HS  | Benton, Ark./Benton HS                      |
| 18  | Kevin Diaz        | TE   | 6-4  | 250 | Jr.  | TR  | Houston, Miss./Northwest Mississippi JC     |
| 4   | Taylon Doss       | S    | 5-10 | 194 | Jr.  | 3L  | Shannon, Miss./Shannon HS                   |
| 28  | Reagan Ealy       | WR   | 5-9  | 172 | Jr.  | 2L  | Plant City, Fla./Plant City HS              |
| 48  | Alston Elam       | S    | 5-10 | 185 | rSo. | 1L  | Collierville, Tenn./Collierville HS         |
| 32  | Aidan Ellison     | K    | 5-11 | 198 | rSo. | 1L  | Naperville, Ill./Naperville Central HS      |
| 12  | Websley Etienne   | S    | 5-11 | 195 | rFr. | RS  | Fort Lauderdale, Fla./Western HS            |
| 52  | Brandon Fairley   | LB   | 6-2  | 231 | Jr.  | TR  | Lake Cormorant, Miss./Itawamba CC           |
| 39  | Jaxon Fleming     | CB   | 5-10 | 164 | rFr. | RS  | Manvel, Texas/Manvel HS                     |
| 18  | Dennard Flowers   | DE   | 6-2  | 248 | rSo. | RS  | Fairburn, Ga./Creekside HS                  |
| 14  | Jeff Foreman      | WR   | 6-0  | 186 | Sr.  | 4L  | Oklahoma City, Okla./Del City HS            |
| 41  | Jabari Frierson   | S    | 5-11 | 165 | Fr.  | HS  | Columbia, Tenn./Rockvale HS                 |
| 92  | Thurman Geathers  | DE   | 6-2  | 215 | rSr. | 2L  | Acworth, Ga./Louisville                     |
| 22  | Sam Graham        | LB   | 6-0  | 209 | rSo. | 1L  | Baltimore, Md./Lackawanna (PA) College      |
| 47  | Noah Grant        | P    | 6-2  | 204 | Jr.  | TR  | Memphis, Tenn./Memphis                      |
| 15  | Brandon Greil     | S    | 5-11 | 167 | Fr.  | HS  | Little Rock, Ark./Joe T. Robinson HS        |
| 34  | Timothy Gulley    | DL   | 6-1  | 300 | Fr.  | HS  | Pensacola, Fla./Pensacola Catholic HS       |
| 42  | Magnus Haines     | P    | 5-11 | 194 | rSo. | 1L  | Massillon, Ohio/Kent State                  |
| 78  | Hamilton Hall     | OL   | 6-5  | 311 | rSr. | TR  | Atlanta, Ga./Ole Miss                       |



# ALPHABETICAL ROSTER



PLAYERS

| No. | Name               | Pos. | Ht.  | Wt. | Cl.  | Exp | Hometown/Previous School                     |
|-----|--------------------|------|------|-----|------|-----|--|
| 90  | Tim Hardiman       | DL   | 5-11 | 273 | rSo. | 1L  | Spring, Texas/Westfield HS                   |
| 32  | Ethan Hassler      | DL   | 6-2  | 248 | Jr.  | 2L  | Collierville, Tenn./Collierville HS          |
| 22  | Cedric Hawkins     | RB   | 5-7  | 184 | Fr.  | HS  | Stuttgart, Ark./Stuttgart HS                 |
| 86  | Blake Hegwood      | WR   | 6-2  | 180 | Fr.  | HS  | Pine Bluff, Ark./Pine Bluff HS               |
| 16  | DeAubry Hood       | CB   | 5-11 | 172 | Fr.  | HS  | Harker Heights, Texas/Harker Heights HS      |
| 17  | Christian Hunt     | QB   | 6-5  | 210 | Fr.  | HS  | Redondo Beach, Calif./Redondo Union HS       |
| 9   | Courtney Jackson   | WR   | 5-11 | 186 | rJr. | TR  | Monroeville, Pa./Syracuse                    |
| 99  | Terrell James      | DE   | 6-3  | 235 | Fr.  | HS  | Lake Wales, Fla./Lake Wales HS               |
| 33  | Cam Jeffery        | LB   | 5-11 | 192 | Jr.  | 2L  | Tuscaloosa, Ala./American Christian Academy  |
| 40  | Ian Jeffries       | DL   | 6-4  | 287 | Fr.  | HS  | Southaven, Miss./Southaven HS                |
| 69  | Ethan Johnson      | DS   | 6-1  | 216 | rSo. | RS  | Washington, Mo./Missouri                     |
| 28  | Jerrold Johnson    | S    | 5-10 | 175 | Fr.  | HS  | Lakeland, Fla./Lakeland HS                   |
| 1   | Samy Johnson       | CB   | 5-10 | 190 | Sr.  | 4L  | Little Rock, Ark./Catholic HS                |
| 11  | Adam Jones         | WR   | 6-2  | 188 | rJr. | 2L  | Knoxville, Tenn./Central Michigan            |
| 2   | Leon Jones         | CB   | 6-1  | 195 | Sr.  | 2L  | Hattiesburg, Miss./Mississippi Gulf Coast CC |
| 6   | Dontay Joyner      | S    | 6-0  | 163 | Fr.  | HS  | Lakeland, Fla./Lakeland HS                   |
| 31  | RJ Kelly           | LB   | 6-1  | 229 | Fr.  | HS  | Lakeland, Fla./Lakeland HS                   |
| 46  | Beau Kidd-Smith    | TE   | 6-0  | 170 | Fr.  | HS  | Jonesboro, Ark./Valley View HS               |
| 96  | Kadan Lewis        | DL   | 6-1  | 248 | rFr. | RS  | Houma, La./Terrebonne HS                     |
| 84  | Reed Linder        | WR   | 5-10 | 176 | Fr.  | HS  | Memphis, Tenn./Briarcrest Christian HS       |
| 23  | Takare Lipscomb    | WR   | 6-0  | 181 | Fr.  | HS  | Carrollton, Ga./Carrollton HS                |
| 87  | Tyler Little       | TE   | 6-4  | 245 | Fr.  | HS  | Galena, Kan./Galena HS                       |
| 24  | Javante Mackey     | LB   | 6-2  | 228 | rFr. | RS  | Memphis, Tenn./Whitehaven HS                 |
| 45  | Nate Martey        | DT   | 6-1  | 288 | Jr.  | TR  | Orleans, Ontario/Princeton                   |
| 3   | Davon Martin       | CB   | 5-11 | 185 | rJr. | TR  | Orlando, Fla./Tyler JC/Middle Tennessee      |
| 13  | Miller McCrumby    | TE   | 6-3  | 225 | So.  | 1L  | Mount Pleasant, Texas/Mount Pleasant HS      |
| 53  | Tony McNeal Jr.    | LB   | 6-2  | 200 | Fr.  | HS  | Osceola, Ark./Osceola HS                     |
| 23  | Dane Motley        | LB   | 5-11 | 221 | rJr. | 3L  | Alpharetta, Ga./Alpharetta HS                |
| 52  | Mason Myers        | OL   | 6-4  | 274 | Fr.  | HS  | Moody, Ala./Moody HS                         |
| 48  | Lucas Ott          | DS   | 6-3  | 232 | Fr.  | HS  | Webb City, Mo./Webb City HS                  |
| 29  | Justin Parks       | S    | 6-0  | 192 | Jr.  | 2L  | Gardendale, Ala./Gardendale HS               |
| 13  | Gavin Potter       | LB   | 6-2  | 225 | rJr. | TR  | Broken Arrow, Okla./Kansas                   |
| 93  | Calen Presser      | DE   | 6-7  | 210 | Fr.  | HS  | Liberty, Mo./Liberty North HS                |
| 19  | Will Prichard      | QB   | 6-2  | 204 | Fr.  | HS  | Lake Worth, Fla./Santaluces Community HS     |
| 92  | William Przystup   | P    | 6-4  | 247 | rSr. | 1L  | Oviedo, Fla./Nebraska                        |
| 95  | Thomas Puhek       | DE   | 6-2  | 248 | Fr.  | HS  | Zephyrhills, Fla./Carrollwood Day HS         |
| 1   | Jaylen Raynor      | QB   | 6-0  | 204 | Fr.  | HS  | Kernersville, N.C./East Forsyth HS           |
| 14  | James Reed III     | S    | 5-10 | 183 | So.  | 1L  | Nashville, Tenn./Father Ryan HS              |
| 7   | Corey Rucker       | WR   | 6-0  | 210 | rSo. | TR  | Benton, Miss./South Carolina                 |
| 82  | Pearce Russell     | WR   | 6-0  | 184 | Fr.  | HS  | Benton, La./Benton HS                        |
| 91  | Ashtin Rustemeyer  | DL   | 6-1  | 300 | rFr. | RS  | St. Louis, Mo./Lutheran HS                   |
| 88  | Carter Salzman     | WR   | 5-10 | 175 | Fr.  | HS  | Platte City, Mo./Platte County HS            |
| 10  | Jordan Sample      | LB   | 6-2  | 210 | Fr.  | HS  | Missouri City, Texas/Fort Bend Marshall HS   |
| 20  | Mike Sharpe II     | RB   | 5-11 | 193 | So.  | 1L  | Pinson, Ala./Pinson Valley HS                |
| 46  | Charles Shelton IV | CB   | 5-11 | 160 | rSr. | 1L  | Maryland Heights, Mo./Eastern Illinois       |



# ALPHABETICAL ROSTER

PLAYERS

| No. | Name               | Pos. | Ht.  | Wt. | Cl.  | Exp | Hometown/Previous School                          |
|-----|--------------------|------|------|-----|------|-----|---|
| 5   | J.T. Shrout        | QB   | 6-3  | 215 | rSr. | TR  | Santa Clara, Calif./Colorado                      |
| 8   | Eddie Smith        | S    | 6-0  | 212 | rSr. | 1L  | Slidell, La./Illinois/Alabama                     |
| 65  | Noah Smith         | OL   | 6-7  | 311 | rSo. | 1L  | Locust Fork, Ala./Locust Fork HS                  |
| 68  | Tristian Smith     | OL   | 6-3  | 296 | rSo. | 1L  | Crossett, Ark./Trinity Valley (TX) CC             |
| 4   | Brian Snead        | RB   | 6-0  | 211 | rSr. | 1L  | Tampa, Fla./Austin Peay                           |
| 47  | Caden Solano       | LB   | 6-1  | 220 | rFr. | RS  | Little Rock, Ark./Little Rock Christian Academy   |
| 12  | Emmanuel Stevenson | TE   | 6-3  | 233 | Jr.  | 2L  | Eufala, Ala./Eufala HS                            |
| 26  | Manny Stokes Jr.   | CB   | 5-10 | 166 | Jr.  | TR  | Orlando, Fla./Coastal Carolina                    |
| 21  | Melique Straker    | LB   | 5-10 | 210 | Sr.  | 2L  | Brampton, Ontario/Carleton Univ.                  |
| 7   | Terion Sugick      | DL   | 6-1  | 293 | rSo. | 1L  | Landover, Md./Vanderbilt                          |
| 35  | Cruz Temple        | LB   | 5-10 | 218 | rSo. | 1L  | Abbeville, S.C./East Carolina                     |
| 77  | Makilan Thomas     | OL   | 6-3  | 302 | rSo. | 1L  | Little Rock, Ark./Central HS                      |
| 9   | Trevian Thomas     | S    | 5-11 | 192 | Jr.  | 3L  | Americus, Ga./Americus Sumter County South        |
| 5   | Donte Thompson     | DB   | 5-11 | 171 | Jr.  | TR  | Pensacola, Fla./Incarnate Word                    |
| 8   | KhMari Thompson    | WR   | 6-1  | 207 | Jr.  | TR  | Lawrenceville, Ga./Illinois/Missouri              |
| 98  | Antanius Tiggs     | DE   | 6-2  | 210 | Fr.  | HS  | Marion, Ark./Marion HS                            |
| 54  | Malik Tillman      | DT   | 6-0  | 215 | Fr.  | HS  | Jesup, Ga./Wayne County HS                        |
| 41  | Nathan Tillman     | TE   | 6-0  | 224 | rFr. | TR  | Claxton, Ga./Georgia Southern                     |
| 17  | Blayne Toll        | DE   | 6-6  | 266 | Jr.  | 1L  | Hazen, Ark./Hazen HS/Colorado/Arkansas            |
| 34  | Clune Van Andel    | K    | 6-0  | 209 | Fr.  | HS  | Grand Rapids, Mich./Forest Hills Eastern HS       |
| 20  | Joejo Wallace      | CB   | 6-0  | 184 | Jr.  | TR  | Mesa, Ariz./Adams State                           |
| 21  | Zak Wallace        | RB   | 6-0  | 229 | rJr. | TR  | Benton, Ark./UT Martin                            |
| 55  | Aleric Watson      | OL   | 6-4  | 302 | rFr. | RS  | Murfreesboro, Tenn./Middle Tenn. Christian School |
| 36  | Charles Willekes   | LB   | 6-1  | 228 | rJr. | 2L  | Rockford, Mich./Michigan State                    |
| 51  | Bryan Williams     | DT   | 6-1  | 266 | Fr.  | HS  | Americus, Ga./Sumter County HS                    |
| 27  | Jamil Williams     | LB   | 5-11 | 220 | Fr.  | HS  | Palmetto, Fla./Palmetto HS                        |
| 37  | Tyler Williams     | RB   | 5-11 | 198 | rFr. | RS  | Little Rock, Ark./Central Arkansas Christian      |
| 50  | Austin Woods       | OL   | 6-5  | 303 | rSo. | 1L  | Claremore, Okla./Verdigris HS                     |
| 45  | Channing Woodson   | RB   | 5-10 | 200 | Fr.  | HS  | McGehee, Ark./McGehee HS                          |
| 74  | Elijah Zollicoffer | OL   | 6-5  | 330 | So.  | 1L  | Covington, Ga./Newton HS                          |
| 33  | Dominic Zvada      | K    | 6-3  | 174 | So.  | 1L  | Chandler, Ariz./Valley Christian HS               |



| No. | Name               | Pos. | Ht.  | Wt. | Cl.  | Exp | Hometown/Previous School                     |
|-----|--------------------|------|------|-----|------|-----|--|
| 1   | Samy Johnson       | CB   | 5-10 | 190 | Sr.  | 4L  | Little Rock, Ark./Catholic HS                |
| 1   | Jaylen Raynor      | QB   | 6-0  | 204 | Fr.  | HS  | Kernersville, N.C./East Forsyth HS           |
| 2   | Ja'Quez Cross      | RB   | 5-9  | 189 | rSo. | 1L  | Fordyce, Ark./Fordyce HS/Purdue              |
| 2   | Leon Jones         | CB   | 6-1  | 195 | Sr.  | 2L  | Hattiesburg, Miss./Mississippi Gulf Coast CC |
| 3   | Clyde Curry        | WR   | 6-2  | 170 | Fr.  | HS  | Gadsden, Ala./Gadsden City HS                |
| 3   | Davon Martin       | CB   | 5-11 | 185 | rJr. | TR  | Orlando, Fla./Tyler JC/Middle Tennessee      |
| 4   | Taylon Doss        | S    | 5-10 | 194 | Jr.  | 3L  | Shannon, Miss./Shannon HS                    |
| 4   | Brian Snead        | RB   | 6-0  | 211 | rSr. | 1L  | Tampa, Fla./Austin Peay                      |
| 5   | J.T. Shrout        | QB   | 6-3  | 215 | rSr. | TR  | Santa Clara, Calif./Colorado                 |
| 5   | Donte Thompson     | DB   | 5-11 | 171 | Jr.  | TR  | Pensacola, Fla./Incarnate Word               |
| 6   | Wyatt Begeal       | WR   | 5-11 | 204 | rSo. | 1L  | Cibolo, Texas/Steele HS                      |
| 6   | Dontay Joyner      | S    | 6-0  | 163 | Fr.  | HS  | Lakeland, Fla./Lakeland HS                   |
| 7   | Corey Rucker       | WR   | 6-0  | 210 | rSo. | TR  | Benton, Miss./South Carolina                 |
| 7   | Terion Sugick      | DL   | 6-1  | 293 | rSo. | 1L  | Landover, Md./Vanderbilt                     |
| 8   | Eddie Smith        | S    | 6-0  | 212 | rSr. | 1L  | Slidell, La./Illinois/Alabama                |
| 8   | KhMari Thompson    | WR   | 6-1  | 207 | Jr.  | TR  | Lawrenceville, Ga./Illinois/Missouri         |
| 9   | Courtney Jackson   | WR   | 5-11 | 186 | rJr. | TR  | Monroeville, Pa./Syracuse                    |
| 9   | Trevian Thomas     | S    | 5-11 | 192 | Jr.  | 3L  | Americus, Ga./Americus Sumter County South   |
| 10  | Tennel Bryant      | WR   | 5-7  | 157 | Fr.  | HS  | Cincinnati, Ohio/Archbishop Moeller HS       |
| 10  | Jordan Sample      | LB   | 6-2  | 210 | Fr.  | HS  | Missouri City, Texas/Fort Bend Marshall HS   |
| 11  | Adam Jones         | WR   | 6-2  | 188 | rJr. | 2L  | Knoxville, Tenn./Central Michigan            |
| 12  | Websley Etienne    | S    | 5-11 | 195 | rFr. | RS  | Fort Lauderdale, Fla./Western HS             |
| 12  | Emmanuel Stevenson | TE   | 6-3  | 233 | Jr.  | 2L  | Eufala, Ala./Eufala HS                       |
| 13  | Miller McCrumby    | TE   | 6-3  | 225 | So.  | 1L  | Mount Pleasant, Texas/Mount Pleasant HS      |
| 13  | Gavin Potter       | LB   | 6-2  | 225 | rJr. | TR  | Broken Arrow, Okla./Kansas                   |
| 14  | Jeff Foreman       | WR   | 6-0  | 186 | Sr.  | 4L  | Oklahoma City, Okla./Del City HS             |
| 14  | James Reed III     | S    | 5-10 | 183 | So.  | 1L  | Nashville, Tenn./Father Ryan HS              |
| 15  | Jaxon Dailey       | QB   | 6-2  | 212 | rFr. | RS  | Pleasant Hill, Iowa/Southeast Polk HS        |
| 15  | Brandon Greil      | S    | 5-11 | 167 | Fr.  | HS  | Little Rock, Ark./Joe T. Robinson HS         |
| 16  | Chauncy Cobb       | WR   | 5-6  | 157 | Fr.  | HS  | Clewiston, Fla./Clewiston HS                 |
| 16  | DeAubry Hood       | CB   | 5-11 | 172 | Fr.  | HS  | Harker Heights, Texas/Harker Heights HS      |
| 17  | Christian Hunt     | QB   | 6-5  | 210 | Fr.  | HS  | Redondo Beach, Calif./Redondo Union HS       |
| 17  | Blayne Toll        | DE   | 6-6  | 266 | Jr.  | 1L  | Hazen, Ark./Hazen HS/Colorado/Arkansas       |
| 18  | Kevin Diaz         | TE   | 6-4  | 250 | Jr.  | TR  | Houston, Miss./Northwest Mississippi JC      |
| 18  | Dennard Flowers    | DE   | 6-2  | 248 | rSo. | 1L  | Fairburn, Ga./Creekside HS                   |
| 19  | Denzel Blackwell   | CB   | 5-9  | 188 | rSo. | 1L  | Houston, Texas/Boston College                |
| 19  | Will Prichard      | QB   | 6-2  | 204 | Fr.  | HS  | Lake Worth, Fla./Santalaluce Community HS    |
| 20  | Mike Sharpe II     | RB   | 5-11 | 193 | So.  | 1L  | Pinson, Ala./Pinson Valley HS                |
| 20  | Joejo Wallace      | CB   | 6-0  | 184 | Jr.  | TR  | Mesa, Ariz./Adams State                      |
| 21  | Melique Straker    | LB   | 5-10 | 210 | Sr.  | 2L  | Brampton, Ontario/Carleton Univ.             |
| 21  | Zak Wallace        | RB   | 6-0  | 229 | rJr. | TR  | Benton, Ark./UT Martin                       |
| 22  | Sam Graham         | LB   | 6-0  | 209 | rSo. | RS  | Baltimore, Md./Lackawanna (Penn.) College    |
| 22  | Cedric Hawkins     | RB   | 5-7  | 184 | Fr.  | HS  | Stuttgart, Ark./Stuttgart HS                 |
| 23  | Takare Lipscomb    | WR   | 6-0  | 181 | Fr.  | HS  | Carrollton, Ga./Carrollton HS                |
| 23  | Dane Motley        | LB   | 5-11 | 221 | rJr. | 3L  | Alpharetta, Ga./Alpharetta HS                |





# NUMERICAL ROSTER

PLAYERS

| No. | Name               | Pos. | Ht.  | Wt. | Cl.  | Exp | Hometown/Previous School                          |
|-----|--------------------|------|------|-----|------|-----|---|
| 24  | Javante Mackey     | LB   | 6-2  | 228 | rFr. | RS  | Memphis, Tenn./Whitehaven HS                      |
| 25  | Keyron Crawford    | DE   | 6-4  | 243 | So.  | 1L  | Memphis, Tenn./Briarcrest Christian School        |
| 26  | Manny Stokes       | CB   | 5-10 | 166 | Jr.  | TR  | Orlando, Fla./Coastal Carolina                    |
| 27  | Jamil Williams     | LB   | 5-11 | 220 | Fr.  | HS  | Palmetto, Fla./Palmetto HS                        |
| 28  | Reagan Ealy        | WR   | 5-9  | 172 | Jr.  | 2L  | Plant City, Fla./Plant City HS                    |
| 28  | Jerrold Johnson    | S    | 5-10 | 175 | Fr.  | HS  | Lakeland, Fla./Lakeland HS                        |
| 29  | Justin Parks       | S    | 6-0  | 192 | Jr.  | 2L  | Gardendale, Ala./Gardendale HS                    |
| 30  | Andrew Agapos      | LB   | 6-0  | 223 | rSo. | 1L  | Cordova, Tenn./Evangelical Christian School       |
| 31  | RJ Kelly           | LB   | 6-1  | 229 | Fr.  | HS  | Lakeland, Fla./Lakeland HS                        |
| 32  | Aidan Ellison      | K    | 5-11 | 198 | rSo. | 1L  | Naperville, Ill./Naperville Central HS            |
| 32  | Ethan Hassler      | DL   | 6-2  | 248 | Jr.  | 2L  | Collierville, Tenn./Collierville HS               |
| 33  | Cam Jeffery        | LB   | 5-11 | 192 | Jr.  | 2L  | Tuscaloosa, Ala./American Christian Academy       |
| 33  | Dominic Zvada      | K    | 6-3  | 174 | So.  | 1L  | Chandler, Ariz./Valley Christian HS               |
| 34  | Timothy Gulley     | DL   | 6-1  | 300 | Fr.  | HS  | Pensacola, Fla./Pensacola Catholic HS             |
| 34  | Clune Van Andel    | K    | 6-0  | 209 | Fr.  | HS  | Grand Rapids, Mich./Forest Hills Eastern HS       |
| 35  | Cruz Temple        | LB   | 5-10 | 218 | rSo. | 1L  | Abbeville, S.C./East Carolina                     |
| 36  | Charles Willekes   | LB   | 6-1  | 228 | rJr. | 2L  | Rockford, Mich./Michigan State                    |
| 37  | AJ Beale           | LB   | 5-11 | 192 | rFr. | RS  | Cherry Valley, Ark./Cross County HS               |
| 37  | Tyler Williams     | RB   | 5-11 | 198 | rFr. | RS  | Little Rock, Ark./Central Arkansas Christian      |
| 38  | Jack Bullard       | DS   | 5-11 | 205 | Jr.  | 3L  | Chandler, Ariz./Corona Del Sol HS                 |
| 39  | Jaxson Fleming     | CB   | 5-10 | 164 | rFr. | RS  | Manvel, Texas/Manvel HS                           |
| 40  | Ian Jeffries       | DL   | 6-4  | 287 | Fr.  | HS  | Southaven, Miss./Southaven HS                     |
| 41  | Jabari Frierson    | S    | 5-11 | 165 | Fr.  | HS  | Columbia, Tenn./Rockvale HS                       |
| 41  | Nathan Tillman     | TE   | 6-0  | 224 | rFr. | TR  | Claxton, Ga./Georgia Southern                     |
| 42  | Magnus Haines      | P    | 5-11 | 194 | rSo. | 1L  | Massillon, Ohio/Kent State                        |
| 43  | Kam Boyd           | RB   | 5-5  | 150 | Fr.  | HS  | Jackson, Tenn./Jackson Christian HS               |
| 44  | Jalen Corprew      | LB   | 6-2  | 233 | Jr.  | TR  | Raleigh, N.C./Bakersfield College                 |
| 45  | Nate Martey        | DT   | 6-1  | 288 | Jr.  | TR  | Orleans, Ontario/Princeton                        |
| 45  | Channing Woodson   | RB   | 5-10 | 200 | Fr.  | HS  | McGehee, Ark./McGehee HS                          |
| 46  | Beau Kidd-Smith    | TE   | 6-0  | 170 | Fr.  | HS  | Jonesboro, Ark./Valley View HS                    |
| 46  | Charles Shelton IV | CB   | 5-11 | 160 | rSr. | 1L  | Maryland Heights, Mo./Eastern Illinois            |
| 47  | Noah Grant         | P    | 6-2  | 204 | Jr.  | TR  | Memphis, Tenn./Memphis                            |
| 47  | Caden Solano       | LB   | 6-1  | 220 | Fr.  | HS  | Little Rock, Ark./Little Rock Christian Academy   |
| 48  | Alston Elam        | S    | 5-10 | 185 | rSo. | 1L  | Collierville, Tenn./Collierville HS               |
| 48  | Lucas Ott          | DS   | 6-3  | 232 | Fr.  | HS  | Webb City, Mo./Webb City HS                       |
| 50  | Austin Woods       | OL   | 6-5  | 303 | rSo. | 2L  | Claremore, Okla./Verdigris HS                     |
| 51  | Jalen Cunningham   | OL   | 6-5  | 350 | rSr. | TR  | Odenville, Ala./Ole Miss                          |
| 51  | Bryan Williams     | DT   | 6-1  | 266 | Fr.  | HS  | Americus, Ga./Sumter County HS                    |
| 52  | Brandon Fairley    | LB   | 6-2  | 231 | Jr.  | TR  | Lake Cormorant, Miss./Itawamba CC                 |
| 52  | Mason Myers        | OL   | 6-4  | 274 | Fr.  | HS  | Moody, Ala./Moody HS                              |
| 53  | Tony McNeal Jr.    | LB   | 6-2  | 200 | Fr.  | HS  | Osceola, Ark./Osceola HS                          |
| 54  | Walker Davis       | OL   | 6-3  | 272 | Fr.  | HS  | Benton, Ark./Benton HS                            |
| 54  | Malik Tillman      | DT   | 6-0  | 215 | Fr.  | HS  | Jesup, Ga./Wayne County HS                        |
| 55  | Micah Bland        | DL   | 6-1  | 318 | rSr. | TR  | Louisville, Ky./North Alabama                     |
| 55  | Aleric Watson      | OL   | 6-4  | 302 | rFr. | RS  | Murfreesboro, Tenn./Middle Tenn. Christian School |



| No. | Name               | Pos. | Ht.  | Wt. | Cl.  | Exp | Hometown/Previous School               |
|-----|--------------------|------|------|-----|------|-----|--|
| 58  | Cameron Ambrose    | OL   | 6-4  | 293 | rFr. | RS  | Pinson, Ala./Pinson Valley HS          |
| 65  | Noah Smith         | OL   | 6-7  | 311 | rSo. | 1L  | Locust Fork, Ala./Locust Fork HS       |
| 68  | Tristian Smith     | OL   | 6-3  | 296 | rSo. | 1L  | Crossett, Ark./Trinity Valley (TX) CC  |
| 69  | Ethan Johnson      | DS   | 6-1  | 216 | rSo. | TR  | Washington, Mo./Missouri               |
| 70  | Tyler Adair        | OL   | 6-6  | 303 | rFr. | RS  | Ocean Springs, Miss./Ocean Springs HS  |
| 71  | Mekhi Butler       | OL   | 6-3  | 330 | rJr. | 1L  | Omaha, Neb./Iowa Western               |
| 72  | Tobias Braun       | OL   | 6-7  | 315 | rSo. | TR  | Freiburg im Breisgau, Germany/Ole Miss |
| 73  | Jacob Bayer        | OL   | 6-3  | 315 | Jr.  | TR  | Grandview, Texas/Lamar                 |
| 74  | Elijah Zollicoffer | OL   | 6-5  | 330 | So.  | 1L  | Covington, Ga./Newton HS               |
| 75  | Saidou Ba          | OL   | 6-4  | 300 | rFr. | RS  | Memphis, Tenn./PURE Academy            |
| 77  | Makilan Thomas     | OL   | 6-3  | 302 | rSo. | 1L  | Little Rock, Ark./Central HS           |
| 78  | Hamilton Hall      | OL   | 6-5  | 311 | rSr. | TR  | Atlanta, Ga./Ole Miss                  |
| 80  | Trace Corum        | WR   | 5-11 | 174 | rFr. | RS  | Knoxville, Tenn./Farragut HS           |
| 82  | Pearce Russell     | WR   | 6-0  | 184 | Fr.  | HS  | Benton, La./Benton HS                  |
| 84  | Reed Linder        | WR   | 5-10 | 176 | Fr.  | HS  | Memphis, Tenn./Briarcrest Christian HS |
| 85  | DeAndra Burns Jr.  | WR   | 5-10 | 153 | Fr.  | HS  | El Dorado, Ark./El Dorado HS           |
| 86  | Blake Hegwood      | WR   | 6-2  | 180 | Fr.  | HS  | Pine Bluff, Ark./Pine Bluff HS         |
| 87  | Tyler Little       | TE   | 6-4  | 245 | Fr.  | HS  | Galena, Kan./Galena HS                 |
| 88  | Carter Salzman     | WR   | 5-10 | 175 | Fr.  | HS  | Platte City, Mo./Platte County HS      |
| 89  | Cam Bulluck        | WR   | 6-2  | 175 | Fr.  | HS  | Seale, Ala./Russell County HS          |
| 90  | Tim Hardiman       | DL   | 5-11 | 273 | rSo. | 1L  | Spring, Texas/Westfield HS             |
| 91  | Ashtin Rustemeyer  | DL   | 6-1  | 300 | rFr. | RS  | St. Louis, Mo./Lutheran HS             |
| 92  | Thurman Geathers   | DE   | 6-2  | 215 | rSr. | 1L  | Acworth, Ga./Louisville                |
| 92  | William Przystup   | P    | 6-4  | 247 | rSr. | 1L  | Oviedo, Fla./Nebraska                  |
| 93  | Calen Presser      | DE   | 6-7  | 210 | Fr.  | HS  | Liberty, Mo./Liberty North HS          |
| 94  | Brian Alston       | DL   | 6-2  | 262 | Fr.  | HS  | Birmingham, Ala./Spain Park HS         |
| 95  | Thomas Puhek       | DE   | 6-2  | 248 | Fr.  | HS  | Zephyrhills, Fla./Carrollwood Day HS   |
| 96  | Kadan Lewis        | DL   | 6-1  | 248 | rFr. | RS  | Houma, La./Terrebonne HS               |
| 97  | VJ Bronson         | DL   | 6-3  | 296 | Jr.  | 1L  | Katy, Texas/Lamar                      |
| 98  | Antanius Tiggs     | DE   | 6-2  | 210 | Fr.  | HS  | Marion, Ark./Marion HS                 |
| 99  | Terrell James      | DE   | 6-3  | 235 | Fr.  | HS  | Lake Wales, Fla./Lake Wales HS         |



# MEET THE RED WOLVES

PLAYERS



**#70** OFFENSIVE LINEMAN

**TYLER ADAIR**

R-FRESHMAN • RS  
6-6 • 303


OCEAN SPRINGS, MISS.  
OCEAN SPRINGS HS

## 2022

Arkansas State Athletics Director's Honor Roll member ... Did not see game action ... Redshirted.

## HIGH SCHOOL

Blocked for an Ocean Springs program that averaged 445.7 total yards per game ... Member of 2021 squad that finished with an 11-1 overall record and perfect 7-0 district record before falling in the second round of the playoffs ... Ranked the sixth-best offensive lineman in the state of Mississippi per MaxPreps.



**#30** LINEBACKER

**ANDREW AGAPOS**

R-SOPHOMORE • 1L  
6-0 • 223

CORDOVA, TENN.  
EVANGELICAL CHRISTIAN SCHOOL

## 2022

Made six appearances, primarily on special teams ... Saw first action of the season against James Madison.

## 2021

Did not see game action ... Redshirted.

## HIGH SCHOOL

State championship MVP ... First team all-state selection ... Twice named all-region ... Helped lead the Eagles to the 2019 state championship with a 13-1 overall record ... Named to the Commercial Appeal's 2020 All-Metro team as a second team selection.

### AGAPOS' CAREER DEFENSIVE STATISTICS

| YR   | GP | UT | AT | TOT | PD | FR | FF | TFL | SK | INT | QBH |
|------|----|----|----|-----|----|----|----|-----|----|-----|-----|
| 2022 | 6  | 0  | 0  | 0   | 0  | 0  | 0  | 0   | 0  | 0   | 0   |



**#94** DEFENSIVE LINEMAN

**BRIAN ALSTON**

FRESHMAN • HS  
6-2 • 262

BIRMINGHAM, ALA.  
SPAIN PARK HS

## HIGH SCHOOL

Three-star recruit by 247Sports, On3, ESPN and Rivals ... Ranked as the No. 69 Edge player in the nation and the No. 34 overall player in the state of Alabama by 247 Sports ... Listed as the No. 39 overall player in the state of Alabama by Rivals ... ESPN's No. 109 defensive end in the country and No. 32 overall player in the state ... Ranked by On3 as the No. 149 defensive lineman in the nation and No. 55 overall player in Alabama ... Selected to play in the AHSAA North-South All-Star Football Game in Mobile's Hancock Whitney Stadium as a senior ... Named to the Starnes Media All-South Metro Football Team as an honorable mention selection in 2022 ... Recorded 61 tackles, 18 tackles for loss, 21 quarterback pressures and 4.5 sacks as a junior ... Received Power 5 offers from Arkansas, Auburn, Georgia Tech, Louisville, Miami, Michigan, Mississippi State and West Virginia.



**#58** OFFENSIVE LINEMAN

**CAMERON AMBROSE**

R-FRESHMAN • 1L  
6-4 • 293

PINSON, ALA.  
PINSON VALLEY HS

## 2022

Did not see game action ... Redshirted.

## HIGH SCHOOL

Won two state championships at Pinson Valley ... Named to the 6A All-ASWA First Team in 2021 ... Earned Second-Team All-State honors as a senior ... First-Team All-South Metro selection by Starnes Media.





# MEET THE RED WOLVES



**#75** OFFENSIVE LINEMAN

## SAIDOU BA

R-FRESHMAN • RS  
6-4 • 300

MEMPHIS, TENN.  
PURE ACADEMY

**2022**

Did not see game action ... Redshirted.

### HIGH SCHOOL

Midyear signee who participated in A-State's 2022 spring camp ... Rivals.com 2-star prospect ... Selected to play in the 19th Annual Autozone Liberty Bowl High School All-Star Game on Dec. 11, 2021 ... Received an invitation to play in the Nashville All-American Bowl on Jan. 8, 2022 ... Also recruited by schools such as Memphis and Tulane.



**#73** OFFENSIVE LINEMAN

## JACOB BAYER

JUNIOR • TR  
6-3 • 315

GRANDVIEW, TEXAS  
LAMAR

**LAMAR**

Midyear signee who participated in A-State's 2023 spring camp ... Started at center in all 22 games of his two-year career at Lamar ... Helped Lamar average nearly 350 yards of total offense per game in 2022, including a 174.8 rushing average that ranked fourth in the league.

### HIGH SCHOOL

Varsity football letterman at Grandview (Texas) High School ... Ranked among the top 400 recruits in the state of Texas ... Received first-team all-county and all-state honors as a junior ... Named 2019 District 9 Offensive Lineman of the Year ... 2019 Johnson County Co-Offensive Lineman of the Year ... Led Grandview to back-to-back state titles (2018 and 2019) ... Guided his prep squad to a near perfect 11-1 (.917) overall record and a perfect 5-0 district mark as a senior ... The district title came on the heels of a 2019 state championship ... Invited to the Rivals Combine ... Also, Standout in the classroom Earned Academic All-District honors ... Also recruited by schools such as Air Force, Wyoming and Texas State, Columbia and Dartmouth.



**#34** LINEBACKER

## AJ BEALE

R-FRESHMAN • RS  
5-11 • 192

CHERRY VALLEY, ARK.  
CROSS COUNTY HS

**2022**

Did not see game action ... Redshirted.

### HIGH SCHOOL

A multi-sport student-athlete from Cross County High School ... Earned all-state honors and was a three time all-conference selection ... Posted over 3,500 all-purpose yards his last two seasons with 36 touchdowns ... Selected to play in the Arkansas All-Star game ... Was also an all-state and all-conference selection in basketball where he scored over 2,000 points in his career.



**#6** WIDE RECEIVER

## WYATT BEGEAL

R-SOPHOMORE • 1L  
5-11 • 204

CIBOLO, TEXAS  
STEELE HS

**2022**

A member of the NCAA Football Oversight Committee ... An A-State Scholar Athlete ... Arkansas State Athletics Director's Honor Roll member ... Appeared in one game on special teams.

**2021**

Appeared in three games ... Finished with eight rushing attempts for 42 yards and a long of 23 versus Appalachian State ... Did not record a pass attempt ... Redshirted ... Mid-year signee who participated in A-State's 2021 spring camp ... Arkansas State Athletics Director's Honor Roll member.

### HIGH SCHOOL

Starter since freshman season at Steele HS ... Passed for 5,585 yards and 46 touchdowns while rushing for 1,119 yards and 20 more TDs since his breakout freshman season (entering senior year) ... Won first seven games as a starter in freshman season, leading Steele to Class 6A Division II state quarterfinals in 2017 ... Led Knights to 23-8 record prior to his senior season (still playing heading into weekend) ... Selected to the San Antonio Sports All-Star Football Game to be played on January 30, 2021 ... 3-star recruit by 247Sports and ESPN ... 2-star recruit by Rivals

PLAYERS



# MEET THE RED WOLVES

PLAYERS

... Listed in 247Sports composite rankings as the No. 42 dual-style quarterback in the nation and the No. 221 overall player in the state of Texas ... Ranks No. 12 among dual-threat QBs according to QB Hit List ... Listed as the No. 19 dual-threat QB in the nation and No. 155 overall player in the state of Texas by ESPN ... Also recruited by schools such as Rice, Texas State and Bowling Green.

### BEGAL'S CAREER PASSING STATISTICS


| YR           | GP       | EFF        | C-A-I        | YDS      | TD       | LG       | PCT         | AVG/G      |
|--------------|----------|------------|--------------|----------|----------|----------|-------------|------------|
| 2021         | 3        | 0.0        | 0-0-0        | 0        | 0        | 0        | .000        | 0.0        |
| 2022         | 1        | 0.0        | 0-0-0        | 0        | 0        | 0        | .000        | 0.0        |
| <b>Total</b> | <b>4</b> | <b>0.0</b> | <b>0-0-0</b> | <b>0</b> | <b>0</b> | <b>0</b> | <b>.000</b> | <b>0.0</b> |

### BEGAL'S CAREER RUSHING STATISTICS

| YR           | GP       | NO       | YDS       | AVG/R      | TD       | LG        | AVG/G       |
|--------------|----------|----------|-----------|------------|----------|-----------|-------------|
| 2021         | 3        | 8        | 42        | 5.3        | 0        | 23        | 14.0        |
| 2022         | 1        | 0        | 0         | 0.0        | 0        | 0         | 0.0         |
| <b>Total</b> | <b>4</b> | <b>8</b> | <b>42</b> | <b>5.3</b> | <b>0</b> | <b>23</b> | <b>10.5</b> |

### BEGAL'S CAREER RECEIVING STATISTICS

| YR           | GP       | NO       | YDS      | AVG/C      | TD       | LG       | REC/G      | AVG/G      |
|--------------|----------|----------|----------|------------|----------|----------|------------|------------|
| 2021         | 3        | 0        | 0        | 0.0        | 0        | 0        | 0.0        | 0.0        |
| 2022         | 1        | 0        | 0        | 0.0        | 0        | 0        | 0.0        | 0.0        |
| <b>Total</b> | <b>4</b> | <b>0</b> | <b>0</b> | <b>0.0</b> | <b>0</b> | <b>0</b> | <b>0.0</b> | <b>0.0</b> |



**#19** CORNERBACK

**DENZEL BLACKWELL**

R-SOPHOMORE • 1L  
5-9 • 188

HOUSTON, TEXAS  
BOSTON COLLEGE

### 2022

Arkansas State Athletics Director's Honor Roll member ... Did not play ... Redshirted.

### 2021

Appeared in 10 games ... Recorded 16 tackles with 13 solo tackles ... Tallied an interception in the road win at ULM ... Finished with a career-high six tackles against Central Arkansas ... Had three multi-tackle games ... Arkansas State Athletic Director's Honor Roll member.

### BOSTON COLLEGE

Saw consistent action on special teams for the Eagles ... Did not record any stats.

### HIGH SCHOOL

Three-star prospect by 247Sports, ESPN and Rivals ... ranked as the No. 100 prospect in the state of Texas by Rivals ... led team to a pair of consecutive appearances in the Texas state playoffs ... played for head coach Klay Kubiak ...

key performer of a Fighting Crusaders squad that went 10-3 his senior season ... three-year starter and a team captain for the Crusaders ... in his junior year, he helped lead Strake Jesuit to a 6-1 District 23-6A finish and an overall 10-2 record, as well as a resounding 55-7 playoff victory over Friendswood Clear Brook High ... 2018 District 23-6A Second Team honors and was among the prestige few to be selected to the Touchdown Club of Houston's 2019 preseason All-Greater Houston UIL team ... member of the Crusaders relay team that won first place in the 4x100-meter relay with a time of 40.72.

### BLACKWELL'S CAREER DEFENSIVE STATISTICS

| YR           | GP        | UT        | AT       | TOT       | PD       | FR       | FF       | TFL      | SK       | INT      | QBH      |
|--------------|-----------|-----------|----------|-----------|----------|----------|----------|----------|----------|----------|----------|
| 2021         | 10        | 13        | 3        | 16        | 1        | 0        | 0        | 0        | 0        | 1        | 0        |
| 2022         | 0         | 0         | 0        | 0         | 0        | 0        | 0        | 0        | 0        | 0        | 0        |
| <b>Total</b> | <b>10</b> | <b>13</b> | <b>3</b> | <b>16</b> | <b>1</b> | <b>0</b> | <b>0</b> | <b>0</b> | <b>0</b> | <b>1</b> | <b>0</b> |



**#55** DEFENSIVE LINE

**MICAH BLAND**

R-SENIOR • TR  
6-1 • 318

LOUISVILLE, KY.  
NORTH ALABAMA

### NORTH ALABAMA

Grad transfer who participated in A-State's 2023 spring camp ... Started on the defensive line in all 22 games of his two-year career at North Alabama, compiling 96 tackles and 5.5 TFL ... Finished the 2022 season with 54 total tackles, which were the third most on the team ... Also third on the team with 4.0 TFL for six yards ... Had a career-high 11 tackles against Kennesaw State ... Registered a quarterback hurry against Tarleton State ... Had six games with at least six tackles ... As a sophomore in 2021, finished sixth on the team in tackles with 42 total (16 solo, 26 assists) ... Added 1.5 tackles for loss of seven yards, a sack for five yards, a pass breakup, a forced fumble and three blocked kicks ... Tallied seven tackles against Kennesaw State and six each against Charleston Southern and Monmouth ... His sack and tackles for loss came against North Carolina A&T ... Blocked kicks against Campbell (field goal), Charleston Southern (field goal) and Hampton (extra point).

### LOUISVILLE

Transferred to UNA from Louisville, where he was a member of the football program from 2018-20 ... Played on the offensive line as a freshman for the Cardinals, but did not see game action in 2018 under head coach Bobby Petrino



# MEET THE RED WOLVES

PLAYERS

... New head coach Scott Satterfield moved him to defense in 2019 ... Saw action in six games in 2019 and four in 2020.

## HIGH SCHOOL

Played at Male High School in Louisville, Ky., from 2015-17 ... Bulldogs won the 2016 Class 6A state championship ... Had perfect attendance in high school.

### BLAND'S CAREER DEFENSIVE STATISTICS

| YR           | GP        | UT        | AT        | TOT       | PD       | FR       | FF       | TFL         | SK         | INT      | QBH      |
|--------------|-----------|-----------|-----------|-----------|----------|----------|----------|-------------|------------|----------|----------|
| 2019         | 6         | 0         | 0         | 0         | 0        | 0        | 0        | 0-0         | 0-0        | 0        | 0        |
| 2020         | 4         | 0         | 1         | 1         | 0        | 0        | 0        | 0-0         | 0-0        | 0        | 1        |
| 2021         | 11        | 16        | 26        | 42        | 1        | 0        | 1        | 2-8         | 1-5        | 0        | 2        |
| 2022         | 11        | 28        | 26        | 54        | 0        | 0        | 0        | 4-6         | 0-0        | 0        | 1        |
| <b>Total</b> | <b>32</b> | <b>44</b> | <b>53</b> | <b>97</b> | <b>1</b> | <b>0</b> | <b>1</b> | <b>6-14</b> | <b>1-5</b> | <b>0</b> | <b>4</b> |

\*2019, 2020 stats from Louisville

\*2021, 2022 stats from North Alabama



### #43 RUNNING BACK

#### KAM BOYD

FRESHMAN • HS  
5-5 • 150

JACKSON, TENN.  
JACKSON CHRISTIAN

## HIGH SCHOOL

Prepped at Jackson Christian, where he ended his career as the school's all-time rushing leader, racking up 3,728 yards in his career ... Also finished with a school-record 48 career rushing touchdowns while ranking second in school history in single-season rushing yards (1,800) and single-season rushing TDs (23) ... Two-time Division II-A West Offensive Player of the Year (2021, 2022) ... Selected to participate in the West Tennessee All-Star Game.



### #72 OFFENSIVE LINE

#### TOBIAS BRAUN

R-SOPHOMORE • TR  
6-7 • 315

FREIBURG IM BREISGAU, GERMANY  
OLE MISS

## OLE MISS

Midyear signee who participated in A-State's 2023 spring camp ... Member of the Ole Miss football program from 2020-22 before transferring to Arkansas State ... Played in one game in 2022 versus Central Arkansas after redshirting the 2021 season ... Athletics Director's Honor Roll member and named SEC First-Year Honor Roll in 2020-21.

## HIGH SCHOOL

Ranked a 3-star prospect by 247Sports and Rivals ... Rated the 58th offensive tackle and No. 10 player in German by the 247Sports composite ranking ... Played at Salisbury School in Salisbury, Connecticut, as a senior, earning all-league and All-New England honorable mention honors ... Originally came to the United States as a junior in high school and played at Brook Hill (Texas) High School ... Chose Ole Miss over offers from Arkansas, Missouri, Michigan, Florida State, Oregon, Oklahoma State, Minnesota, Indiana, Arizona State, Kansas State, Iowa State, Texas Tech and Rutgers.



### #97 DEFENSIVE LINEMAN

#### VJ BRONSON

JUNIOR • 1L  
6-3 • 296

KATY, TEXAS  
LAMAR

## 2022

Appeared in seven games during his first season in Jonesboro with a pair of starts against Texas State and Troy at defensive tackle ... Recorded 17 tackles including 2.0 TFL for three yards ... Had a career-high six tackles against South Alabama ... had three games with at least four tackles ... Recorded 0.5 TFL against South Alabama and 1.5 TFL against UMass in back-to-back games.

## LAMAR

Played in 10 games earning four starts ... Ended the year with 22 tackles, including four unassisted stops, and one sack ... Was also credited with three quarterback hurries ... Recorded a season-high four tackles (all unassisted) against Abilene Christian and Jacksonville State ... One of his stops against Jacksonville State was a sack ... Had three unassisted tackles and a quarterback hurry at Northern Colorado.

## HIGH SCHOOL

A 2020 first-team all-district selection ... In 26 career games on varsity, he recorded 116 total tackles, including 47 solo stops ... Had eight tackles for losses and five sacks ... Recorded 43 tackles, including four for losses and 1.5 sacks during his junior season ... Was also credited with two pass breakups and a forced fumble ... Followed that up with a 73-tackle season (37 solo and 36 assisted) as senior ... Recorded eight tackles, including three sacks in a game against Cinco Ranch during his senior season ... Guided





# MEET THE RED WOLVES

PLAYERS

Taylor HS to a state semifinal appearance as a junior where he recorded 15 tackles in the game ... Also received attention from New Mexico State, Texas Southern, Houston Baptist and UIW.

### BRONSON'S CAREER DEFENSIVE STATISTICS

| YR    | GP | UT | AT | TOT | PD | FR | FF | TFL | SK  | INT | QBH |
|-------|----|----|----|-----|----|----|----|-----|-----|-----|-----|
| 2021  | 10 | 4  | 18 | 22  | 0  | 0  | 0  | 1.0 | 1.0 | 0   | 2   |
| 2022  | 7  | 10 | 7  | 17  | 0  | 0  | 0  | 2.0 | 0.0 | 0   | 0   |
| Total | 17 | 14 | 25 | 39  | 0  | 0  | 0  | 3.0 | 1.0 | 0   | 2   |

\*2021 stats from Lamar



**#10** **WIDE RECEIVER**  
**TENNEL BRYANT**  
 FRESHMAN • HS  
 5-7 • 157  
 CINCINNATI, OHIO  
 ARCHBISHOP MOELLER HS

### HIGH SCHOOL

Three-star recruit by 247Sports, which lists him as the No. 157 wide receiver in the nation and No. 36 overall player in the state of Ohio ... Two-star prospect by Rivals ... Helped lead his senior squad to a 13-2 overall record and a final four finish in the Division I state playoffs ... Played in 14 games as a senior and registered 664 receiving yards for six touchdowns ... Had a long run of 70 yards ... Recorded 80 rushing yards on nine carries ... Finished with 199 kick return yards as a senior with a long return of 63 yards ... Received offers from Air Force, Army, Central Michigan, Massachusetts, Navy, and Toledo.



**#38** **DEEP SNAPPER**  
**JACK BULLARD**  
 JUNIOR • 3L  
 5-11 • 205  
 CHANDLER, ARIZ.  
 CORONA DEL SOL HS

### 2022

Arkansas State Athletics Director's Honor Roll member ... An A-State Scholar Athlete ... Appeared in 12 games ... Recorded a tackle at Southern Miss and at Texas State ... Saw action primarily on special teams.

### 2021

Saw action in all 12 games handling deep snapping duties ... Tallied two total tackles, finishing with one in back-to-back games against Washington and Tulsa ... Arkansas State Athletic Director's Honor Roll member.

### 2020

Saw action in two games, versus Kansas State and Coastal Carolina, handling deep snapping duties ... Arkansas State Athletics Director's Honor Roll member.

### HIGH SCHOOL

Varsity letterman at Coronel Del Sol, which rebounded from a 1-9 season his junior year to the 6A playoffs as a senior ... Rated as a 4-star prospect with Rubio Long Snapping ... Represented Arizona high school football at the Hammer Kicking Academy Top 40 camp ... Also was a starting tight end for the Aztecs and played in a reserve role at the defensive end position.



**#89** **WIDE RECEIVER**  
**CAM BULLUCK**  
 FRESHMAN • HS  
 6-2 • 175  
 SEALE, ALA.  
 RUSSELL COUNTY

### HIGH SCHOOL

Standout wide receiver at Russell County High School in eastern Alabama ... Hauled in 28 catches for 326 yards as a senior ... Also played safety for the Warriors.



**#10** **WIDE RECEIVER**  
**DEANDRA BURNS JR.**  
 FRESHMAN • HS  
 5-10 • 153  
 EL DORADO, ARK.  
 EL DORADO HS

### HIGH SCHOOL

Listed as 3-star prospect by 247Sports, ESPN, Rivals and On3 ... Ranked among the top seven overall players in the state of Arkansas by 247Sports, ESPN and On3 ... ESPN's No. 105 wide receiver in the nation, while also the No. 130 player at his position according to 247Sports ... Named a Class 6A all-state selection as a senior ... As a junior, finished with 859 receiving yards on 42 catches with 10 touchdowns while helping lead El Dorado to the state championship ... Posted 755 receiving yards as a sophomore with nine touchdowns and two kickoff return touchdowns ... Arkansas state champion as a junior in the 100 meters (11.09) and long jump (23-0.5) ... Placed second in Arkansas in the 400 meters (49.01) and ran a 48.93 that season ... Finished third in the state in the 200 meters (22.25) ... Also received offers from Arkansas and Pittsburgh.



# MEET THE RED WOLVES

PLAYERS



**#71** OFFENSIVE LINEMAN

### MEKHI BUTLER

R-JUNIOR • 1L  
6-3 • 330

OMAHA, NEB.  
IOWA WESTERN

#### 2022

Started in all 12 games at left guard for the Red Wolves ... Blocked for an offense that averaged 314.8 yards per game and 226.6 passing yards per game ... Against Grambling in the season-opener, the Red Wolves ran for a season-high 339 yards and compiled a season-high total of 572 yards ... Blocked for a program that racked up over 350 total yards four times.

#### 2021

Did not see game action ... Redshirted.

#### IOWA WESTERN

Two-year letterman at Iowa Western, earning NJCAA First Team All-America recognition in 2020 ... Helped lead the Reivers to a 7-1 record and No. 4 position in the final NJCAA football rankings in 2020 ... Paved the way on the offensive line for Iowa Western to rank third and 11th in the nation in scoring and total offense, averaging 42.5 points and 403.1 yards per game.

#### HIGH SCHOOL

Varsity letterman at Omaha North High School ... Named First Team Super-State as a junior and senior ... Also played defense, recording 23 tackles and 4.0 tackles for loss his senior season ... Tabbed to USA Today's All-USA Nebraska Football Team as a first-team pick ... Led the Vikings to a state championship.



**#16** WIDE RECEIVER

### CHAUNCY COBB

FRESHMAN • HS  
5-6 • 157

CLEWISTON, FLA.  
CLEWISTON HS

#### HIGH SCHOOL

Midyear signee who participated in A-State's 2023 spring camp ... Three-star recruit by 247Sports.com and On3, which lists Cobb as the No. 290 wide receiver in the nation ... Rivals 2-star prospect ... As a senior in 2022, he finished with 1,246 yards on the ground with 14 touchdowns and five games of at least 100 yards rushing ... Added 115 receiving yards as a senior and had a pick six ... In 2021, caught

38 passes for 723 yards and 11 touchdowns ... Also added 114 rushing yards and a pair of touchdowns ... On defense, totaled 15 tackles and two interceptions ... Averaged 31.0 yards on the punt return team ... Helped lead Clewiston to the Florida 4A playoffs ... Responsible for 31 touchdowns in high school ... Also received offers from Air Force and Navy, among others.



**#44** LINEBACKER

### JALEN CORPREW

JUNIOR • TR  
6-2 • 233


RALEIGH, N.C.  
BAKERSFIELD COLLEGE

#### BAKERSFIELD COLLEGE

A two-year member of the Bakersfield College program ... Recorded 76 total tackles including 69 as a sophomore ... Finished with 53 solo stops, a forced fumble, a fumble recovery and one interception for six yards in 2022 ... Had a sack against LA Pierce for seven yards ... Finished with three double-digit tackle performances and had at least seven tackles six times.

#### HIGH SCHOOL

An all-conference selection out of Green Hope High School ... As a senior, finished with 119 total tackles and 16.0 tackles for loss ... Posted 80 solo stops as a senior and 117 during the last two years of his high school career ... Finished with 6.0 sacks and one interception for 39 yards as a senior.



**#80** WIDE RECEIVER

### TRACE CORUM

R-FRESHMAN • RS  
5-11 • 174

KNOXVILLE, TENN.  
FARRAGUT HS

#### 2022

Did not see any game action ... Redshirted.

#### HIGH SCHOOL

Named to the TSWA All-State team and The Coaches Division I Class 6A Coaches All-State team ... Finished senior campaign with 1,131 receiving yards on 76 catches ... Tallied 17 total touchdowns with 1,625 all-purpose yards ... Was named the Friday Frenzy Player of the Week after posting a season-high three touchdowns and 114 receiving yards in Farragut's week six victory against South-Doyle.



# MEET THE RED WOLVES

PLAYERS



**#25** DEFENSIVE END  
**KEYRON CRAWFORD**  
SOPHOMORE • 1L  
6-4 • 243  
MEMPHIS, TENN.  
BRIARCREST CHRISTIAN SCHOOL

## 2022

Appeared in 10 games for the Red Wolves ... Tallied 14 total tackles ... Recorded a career-high 3.0 TFL for 10 yards and 1.0 sacks in the victory against Grambling ... A-State held Grambling to 102 total yards, fewest by any opponent since Mississippi Valley State had 69 total yards in 2009 ... Had a career-high seven tackles at Louisiana ... Had two games with at least five tackles ... Recorded a pass breakup against UMass.

## HIGH SCHOOL

Named the regional defensive MVP as a senior after recording 78 tackles and 14 sacks ... 78 tackles ranked second in the Division II-AAA West Region ... Selected to play in the 19th Annual Autozone Liberty Bowl High School All-Star Game on Dec. 11, 2021 ... Received an invitation to play in the Nashville All-American Bowl on Jan. 8, 2022 ... Helped lead the Saints to a 9-2 record and the second round of the state playoffs ... Played basketball growing up and didn't play football until his senior season ... Also recruited by schools such as Iowa, Nebraska, South Florida and Western Kentucky.

### CRAWFORD'S CAREER DEFENSIVE STATISTICS

| YR   | GP | UT | AT | TOT | PD | FR | FF | TFL  | SK  | INT | QBH |
|------|----|----|----|-----|----|----|----|------|-----|-----|-----|
| 2022 | 10 | 6  | 8  | 14  | 1  | 0  | 0  | 3-10 | 1-6 | 0   | 0   |



**#2** RUNNING BACK  
**JA'QUEZ CROSS**  
R-SOPHOMORE • 1L  
5-9 • 189  
FORDYCE, ARK.  
FORDYCE HS / PURDUE

## 2022

Appeared in eight contests with a start at Louisiana ... Responsible for 92 rushing yards ... Finished with a career-high 33 rushing yards at Louisiana ... Had a long run of 12 yards in the win against Grambling ... Had 56 receiving yards with a career-high of 21 in the season-finale against Troy.

## PURDUE

Saw action in three games and redshirted his true freshman season at Purdue in 2021 ...

Recorded 13 rushing attempts for 27 yards with a long run of five yards ... Caught one pass covering six yards.

## HIGH SCHOOL

Helped guide Fordyce (Ark.) HS to a 2020 state title and 15-0 record with a 5-0 2A Region 8 record ... As a senior in 2020, paced the team with 872 rushing yards on 100 carries with a team-best 20 touchdowns and added a squad-leading 751 receiving yards on 35 catches with nine touchdowns, also the most on the team, to total 2,002 all-purpose yards and 1,656 total yards ... 3-star recruit by 247Sports ... No. 11-ranked overall recruit in the state of Arkansas by 247Sports.com.

### CROSS' CAREER RUSHING STATISTICS

| YR           | GP        | NO        | YDS        | AVG/R      | TD       | LG        | AVG/G       |
|--------------|-----------|-----------|------------|------------|----------|-----------|-------------|
| 2021         | 3         | 13        | 27         | 2.1        | 0        | 5         | 9.0         |
| 2022         | 8         | 24        | 92         | 3.8        | 0        | 12        | 11.5        |
| <b>Total</b> | <b>11</b> | <b>37</b> | <b>119</b> | <b>3.2</b> | <b>1</b> | <b>12</b> | <b>10.8</b> |

\*2021 Stats from Purdue



**#51** OFFENSIVE LINE  
**JALEN CUNNINGHAM**  
R-SENIOR • TR  
6-5 • 350  
ODENVILLE, ALA.  
OLE MISS

## OLE MISS

Midyear signee who participated in A-State's 2023 spring camp ... Played four seasons at Ole Miss, redshirting in 2018 ... Appeared in 46 games with one start, primarily on the Rebels' special teams unit ... Drew a start at right guard versus Liberty (11/6/2021) ... Also saw time as a reserve offensive lineman ... Did not allow a sack, hit or hurry in over 50 snaps at second-ranked Alabama (9/28/19) ... Spring 2020 Athletic Director's Honor Roll member

## HIGH SCHOOL

Rated as high as a four-star recruit by Rivals ... 247Sports and ESPN tabbed him a three-star DT ... Ranked as high as seventh-best player in the state of Alabama (Rivals), and No. 21 by ESPN and No. 25 by 247Sports ... Selected to play in the 2017 Mississippi/Alabama All-Star Game ... Also chosen to play in the Offense/Defense All-American Bowl ... Helped lead St. Clair County to the 2017 Super 7 State Championship and an 11-4 record.





# MEET THE RED WOLVES

PLAYERS

|  |                    |                      |
|--|--------------------|----------------------|
|  | <b>#3</b>          | <b>WIDE RECEIVER</b> |
|  | <b>CLYDE CURRY</b> |                      |
|  | FRESHMAN • HS      |                      |
|  | 6-2 • 170          |                      |
| GADSDEN, ALA.<br>GADSDEN CITY HS   |                    |                      |

### HIGH SCHOOL

Three-star recruit by 247Sports, which lists him as the No. 94 wide receiver in the nation and the overall No. 25 player in the state of Alabama ... Rivals 2-star prospect ... Selected to play in the AHSAA North-South All-Star Game ... Helped lead Gadsden City to the Class 6A, Region 8 championship in 2022 ... In a playoff victory against Cullman, Curry caught nine passes for 146 yards and three touchdowns ... Recruited and received offers from Michigan State, Minnesota, Western Kentucky, Georgia Southern, and Southern Miss, among others.

|  |                     |                    |
|--|---------------------|--------------------|
|  | <b>#15</b>          | <b>QUARTERBACK</b> |
|  | <b>JAXON DAILEY</b> |                    |
|  | R-FRESHMAN • RS     |                    |
|  | 6-2 • 212           |                    |
| PLEASANT HILL, IOWA<br>SOUTHEAST POLK HS   |                     |                    |

### 2022

Arkansas State Athletics Director's Honor Roll member ... An A-State Scholar Athlete ... Saw action in two games ... Completed his first collegiate pass to Jeff Foreman in the contest at Louisiana ... Finished the game going 5-for-9 for 34 yards ... Had a long completion of 18 yards against the Ragin' Cajuns ... Redshirted.

### HIGH SCHOOL

Midyear signee who participated in A-State's 2022 spring camp ... Consensus 3-star prospect by 247Sports.com, Rivals.com and ESPN.com ... Rated as the No. 43 quarterback in the nation and No. 7 overall player in the state of Iowa according to 247Sports' composite rankings ... Ranked as the No. 9 overall player in Iowa by Rivals ... ESPN.com's No. 56-rated quarterback in the country, as well as the No. 7 and No. 121 overall player in the state of Iowa and Midwest region ... Posted a 22-2 record as a starter while passing for 3,585 yards and 40 touchdowns the last two seasons ... Led the SEP to a 12-1 record and the 2021 Class 5A State Championship, the first in school history ... Earned First Team Class 5A All-State honors from the Iowa Print Sports Writers Association (IPSWA) in 2021 ... Per VarsityBound.com, completed 134-of-222

passes for 1,865 yards and 20 touchdowns, while adding 257 rushing yards and four scores on the ground ... Des Moines Register's All-Iowa Elite Team quarterback ... Led the Rams to a 10-1 record and the state championship game in 2020, earning Second Team All-State recognition from the IPSWA ... Per VarsityBound.com, completed 140-of-204 passes for 1,859 yards and 20 touchdowns and also posted 51 rushing attempts for 263 yards and eight touchdowns ... First Team All-District CIML ... As a sophomore in 2019, completed 98-of-163 passes for 1,297 yards and 14 touchdowns ... Also recruited by schools such as Iowa State, Michigan, Iowa, Missouri, Wisconsin, Rice, Buffalo and Western Kentucky.

### DAILEY'S CAREER PASSING STATISTICS

| YR   | GP | EFF   | C-A-1  | YDS | TD | LG | PCT  | AVG/G |
|------|----|-------|--------|-----|----|----|------|-------|
| 2022 | 3  | 58.56 | 5-10-1 | 34  | 0  | 18 | .500 | 11.3  |

### DAILEY'S CAREER RUSHING STATISTICS

| YR   | GP | NO | YDS | AVG/R | TD | LG | AVG/G |
|------|----|----|-----|-------|----|----|-------|
| 2022 | 3  | 1  | -4  | -4.0  | 0  | 0  | -1.3  |

|   |                     |                       |
|---|---------------------|-----------------------|
|  | <b>#54</b>          | <b>OFFENSIVE LINE</b> |
|   | <b>WALKER DAVIS</b> |                       |
|   | FRESHMAN • HS       |                       |
|   | 6-3 • 272           |                       |
| BENTON, ARK.<br>BENTON HS   |                     |                       |


### HIGH SCHOOL

Midyear signee who participated in A-State's 2023 spring camp ... Listed as a 3-star recruit by 247Sports and On3 and as the No. 8 and No. 13 overall player in the state by each, respectively ... 247Sports' No. 152 interior offensive lineman in the nation and On3's No. 190 defensive lineman in the country ... Played on both sides of the ball at Benton ... Named Class 6A All-State as senior, helping lead the Panthers to a 9-3 overall record, 8-1 mark in the 6-A East and to the semifinal round of the state playoffs ... Earned all-conference in 2021 while helping lead the Panthers to the 6A West title ... Also received offers from Georgia Southern Liberty and Middle Tennessee, among others.



# MEET THE RED WOLVES

PLAYERS



|                                      |           |
|--------------------------------------|-----------|
| #18                                  | TIGHT END |
| <b>KEVIN DIAZ</b>                    |           |
| JUNIOR • TR                          |           |
| 6-4 • 250                            |           |
| HOUSTON, MISS.<br>NORTHWEST MISS. CC |           |

### NORTHWEST MISSISSIPPI CC

Midyear signee who participated in A-State's 2023 spring camp ... Earned NJCAA All-Region 23 honors in 2022, posting 11 receptions for 113 yards a pair of touchdowns in eight games played ... Helped lead the Rangers to a 10-2 record, perfect 6-0 mark in MACCC North Division play, the NJCAA semifinals and a No. 3 national ranking ... As a freshman in 2021, helped lead Northwest to a 9-3 overall record, the MACCC Championship and an appearance in the inaugural NJCAA Division I Football Playoffs ... Played in all but one game for the Rangers in 2021, compiling 24 catches for 299 yards and two touchdowns ... Hauled in a season-best five catches in the team's MACCC Semifinal victory at Jones College, resulting in 56 yards and a score ... Recorded a season-high 64 yards on four catches in the Rangers' MACCC Championship win against Hinds ... Posted his two touchdowns in back-to-back victories at Mississippi Delta and Jones College ... Received academic honors off the field, including a selection to the Vice President's List for the Fall 2021 semester and Second Team NJCAA All-Academic accolades ... In addition to Arkansas State, also received offers from Old Dominion, Marshall, ULM, Western Kentucky and Buffalo, among others.

### MISSISSIPPI COLLEGE

Enrolled at Mississippi College in 2020 ... The Choctaws, members of the Gulf South Conference, did not participate in a traditional season during the 2020-21 school year due to the NCAA Board of Governors/Gulf South Conference Board of Directors decisions regarding COVID-19 protocol.

### POSTGRADUATE

Prepped under coach Trey Brown at Phillips Academy Andover in 2019 ... Named to the All-New England Preparatory School Athletic Council Class A team as an honorable mention selection during his post-graduate year.

### HIGH SCHOOL

Varsity letterman at Houston (Miss.) High School ... Helped the Hilltoppers to a 11-2 record, a Region 4-3A championship and the third round of the MHSAA Class 3A playoffs as a senior ... Caught 12 passes for 194 yards and a touchdown in his final varsity season ... Also had 49 tackles and four sacks from his linebacker position and served as the team's primary kicker/punter ... Selected to the Mississippi Association of Coaches 3A All-State second team and to the Super 24 team as a tight end after his senior campaign ... Chosen All-Region 4-3A as a punter and received Houston's Captain Award ... Participated in the Northeast Mississippi Football Coaches Association All-Star game following his senior season ... Off the field, graduated HHS with Special Honors and received the BancorpSouth Academic Achievement Award.



|                              |        |
|------------------------------|--------|
| #4                           | SAFETY |
| <b>TAYLON DOSS</b>           |        |
| JUNIOR • 3L                  |        |
| 5-10 • 194                   |        |
| SHANNON, MISS.<br>SHANNON HS |        |

### 2022

Appeared in 12 games with a start against James Madison ... Finished with 37 total tackles ... Had a career-high seven tackles in the season finale against Troy ... Recorded his first career sack in the win against Grambling ... Posted three total breakups including back-to-back breakups at Old Dominion and against ULM.

### 2021

During A-State's spring camp, earned the team's "4-6/A to B" award for his performance on special teams and in the secondary ... Arkansas State Athletics Director's Honor Roll member ... Appeared in 11 games with five starts at safety for the Red Wolves ... Finished up with 44 tackles, ranking seventh on the team ... Recorded 35 solo stops including a career-high eight against Louisiana ... Also had a career-high 11 total tackles against the Ragin' Cajuns ... Forced two fumbles against Louisiana ... Tallied his first career TFL against Central Arkansas and finished the season with two TFL for six yards ... Recorded four pass break-ups, all coming in the first three games of the season against Central Arkansas, Memphis and at Washington ... His pass break-up total ranked fourth on the team.



# MEET THE RED WOLVES

PLAYERS

## 2020

Played in six games as a true freshman, gaining one start during A-State's 35-31 victory over Kansas State at Manhattan ... Recorded four tackles, including a season-high two against Coastal Carolina ... Also had one stop against Memphis and Central Arkansas.

## HIGH SCHOOL

Two-year varsity football letterman at Shannon High School ... Recorded 60 tackles, two interceptions and 19 pass break-ups during his senior season ... Tabbed first team all-district ... Named the team's "Player of the Game" eight times throughout his high-school career ... Superintendent's Honor Roll member ... Listed as a two-star prospect by Rivals ... Also recruited by schools such as Middle Tennessee, Southern Miss and ULM.

### DOSS' CAREER DEFENSIVE STATISTICS

| YR           | GP        | UT        | AT        | TOT       | PD       | FR       | FF       | TFL        | SK         | INT      | QBH      |
|--------------|-----------|-----------|-----------|-----------|----------|----------|----------|------------|------------|----------|----------|
| 2020         | 6         | 3         | 1         | 4         | 0        | 0        | 0        | 0.0        | 0.0        | 0        | 0        |
| 2021         | 11        | 35        | 9         | 44        | 4        | 0        | 2        | 2.0        | 0.0        | 0        | 0        |
| 2022         | 12        | 18        | 19        | 37        | 3        | 0        | 0        | 0.5        | 0.5        | 0        | 0        |
| <b>Total</b> | <b>29</b> | <b>56</b> | <b>29</b> | <b>85</b> | <b>7</b> | <b>0</b> | <b>2</b> | <b>2.5</b> | <b>0.5</b> | <b>0</b> | <b>0</b> |



**#28** **WIDE RECEIVER**

**REAGAN EALY**

JUNIOR • 2L  
5-9 • 172

PLANT CITY, FLA.  
PLANT CITY HS

## 2022

Arkansas State Athletics Director's Honor Roll member ... Saw action in all 12 contests with one start at Old Dominion ... Was one of the team's kick return specialist, responsible for 171 kickoff return yards in 10 attempts ... Had a long return of 33 yards at Memphis ... Also recorded one punt return for 15 yards against Troy ... Hauled in seven catches for 46 yards ... Finished with two multi-catch performances including a career-high three receptions at Old Dominion.

## 2021

Appeared in 11 games for the Red Wolves ... Tallied 136 receiving yards on 11 catches ... Had a career-long reception of 42 yards and a career-high 60 receiving yards against Georgia Southern ... Recorded three multi-catch games.

## HIGH SCHOOL

Three-year varsity football letterman at Plant High School ... During his varsity career, recorded 93 catches for 1,428 yards and 11 touchdowns ... Posted 45 receptions for 850 yards and seven touchdowns as a senior, while also accumulating 182 kickoff return yards ... Tabbed all-state following his senior season after helping lead the Raiders to the No. 3 ranked offense in Class 7A.

### EALY'S CAREER RECEIVING STATISTICS

| YR           | GP        | NO        | YDS        | AVG/C       | TD       | LG        | REC/G      | AVG/G      |
|--------------|-----------|-----------|------------|-------------|----------|-----------|------------|------------|
| 2021         | 11        | 11        | 136        | 12.4        | 0        | 42        | 1.0        | 12.4       |
| 2022         | 12        | 7         | 46         | 6.6         | 0        | 15        | 0.6        | 3.8        |
| <b>Total</b> | <b>23</b> | <b>18</b> | <b>182</b> | <b>10.1</b> | <b>0</b> | <b>42</b> | <b>0.8</b> | <b>3.8</b> |

### EALY'S CAREER KICK RETURN STATISTICS

| YR           | GP        | NO        | YDS        | TD       | LG        | AVG/R       | AVG/G      |
|--------------|-----------|-----------|------------|----------|-----------|-------------|------------|
| 2021         | 11        | 0         | 0          | 0        | 0         | 0.0         | 0.0        |
| 2022         | 12        | 10        | 171        | 0        | 33        | 17.1        | 14.3       |
| <b>Total</b> | <b>23</b> | <b>10</b> | <b>171</b> | <b>0</b> | <b>33</b> | <b>17.1</b> | <b>7.4</b> |

### EALY'S CAREER PUNT RETURN STATISTICS

| YR           | GP        | NO       | YDS       | TD       | LG        | AVG/R       | AVG/G      |
|--------------|-----------|----------|-----------|----------|-----------|-------------|------------|
| 2021         | 11        | 0        | 0         | 0        | 0         | 0.0         | 0.0        |
| 2022         | 12        | 1        | 15        | 0        | 15        | 15.0        | 1.3        |
| <b>Total</b> | <b>23</b> | <b>1</b> | <b>15</b> | <b>0</b> | <b>15</b> | <b>15.0</b> | <b>1.3</b> |



**#48** **SAFETY**

**ALSTON ELAM**

R-SOPHOMORE • RS  
5-10 • 185

COLLIERVILLE, TENN.  
COLLIERVILLE HS

## 2022

Did not see game action.

## 2021

Did not see game action ... Redshirted.

## HIGH SCHOOL

Three-year varsity letterman at Collierville High School, finishing his prep career with 78 tackles and 30 passes defended ... Saw time on both sides of the ball and returned kickoffs ... First Team All-Region 7-6A ... Recorded 21 tackles and 12 passes defended in seven games as a senior at Collierville ... Junior season, finished with 39 tackles and 10 passes defended while also recording 5 receptions for 117 ... Responsible for 18 tackles and 8 pass break-ups as a sophomore.





# MEET THE RED WOLVES

PLAYERS



|   |               |
|---|---------------|
| <b>#32</b>                                | <b>KICKER</b> |
| <b>AIDAN ELLISON</b>                      |               |
| R-SOPHOMORE • 1L<br>5-11 • 198            |               |
| NAPERVILLE, ILL.<br>NAPERVILLE CENTRAL HS |               |

## 2022

Arkansas State Athletics Director's Honor Roll member ... An A-State Scholar Athlete ... Appeared in one game for one PAT against Grambling.

## 2021

Arkansas State Athletic Director's Honor Roll member ... Did not see game action ... Redshirted.

## HIGH SCHOOL

Varsity football letterman at Naperville Central High School ... Named to the News-Gazette All-State football team as a senior ... Made all four of his field goal attempts and made 29-of-30 extra points ... Tabbed all-area as a kicker by the Sun-Times ... Started seven games at safety as a sophomore, posting four interceptions and five touchdowns while handling all kicking duties ... Started at cornerback all nine games during his freshman season and posted one interception ... Handled all kicking duties and connected on 32-of-34 extra point attempts.



|                                     |               |
|-------------------------------------|---------------|
| <b>#12</b>                          | <b>SAFETY</b> |
| <b>WBSLEY ETIENNE</b>               |               |
| R-FRESHMAN • RS<br>5-11 • 195       |               |
| FORT LAUDERDALE, FLA.<br>WESTERN HS |               |

## 2022

Appeared in four games with one tackle ... Saw his first collegiate action against ULM ... Redshirted.

## HIGH SCHOOL

Consensus 3-star prospect by 247Sports.com, Rivals.com and ESPN.com ... Listed as the No. 101 safety in the nation and No. 167 overall player in the state of Florida per 247Sports' composite ratings ... ESPN.com's No. 78 safety in the nation and No. 159 overall player in Florida ... Per MaxPreps, posted 56 tackles, 4.5 tackles for loss, one interception and 8 pass break-ups as a senior ... Four-year varsity letterman who recorded 168 tackles, 9.0 TFL, 3 interceptions, 25 pass break-ups, 2 fumble recoveries and 3 forced

fumbles during his high school career ... Helped lead Western to a 9-3 record and the second round of the state playoffs as a senior in 2021 ... Also recruited by schools such as Kentucky, Indiana, Mississippi State, Syracuse, Utah, Florida Atlantic, Buffalo, Ole Miss, Charlotte, North Carolina, Middle Tennessee, UConn, Yale, UAB and Marshall.

| ETIENNE'S CAREER DEFENSIVE STATISTICS |    |    |    |     |    |    |    |     |     |     |     |
|---------------------------------------|----|----|----|-----|----|----|----|-----|-----|-----|-----|
| YR                                    | GP | UT | AT | TOT | PD | FR | FF | TFL | SK  | INT | QBH |
| 2022                                  | 4  | 0  | 1  | 1   | 0  | 0  | 0  | 0-0 | 0-0 | 0   | 0   |




|                                      |                   |
|--------------------------------------|-------------------|
| <b>#52</b>                           | <b>LINEBACKER</b> |
| <b>BRANDON FAIRLEY</b>               |                   |
| JUNIOR • TR<br>6-2 • 231             |                   |
| LAKE CORMORANT, MISS.<br>ITAWAMBA CC |                   |

## ITAWAMBA COMMUNITY COLLEGE

Named to 2022 All-MACCC North Division Second Team ... Appeared in nine games as a sophomore tallying 67 tackles and 5.0 TFL ... Recorded one sack for six yards ... Had a career-high 15 tackles against Holmes Community College ... Recorded double-digit tackles, twice, in 2022 ... Had at least nine tackles four times.

## HIGH SCHOOL

Finished senior campaign with 71 total tackles and 40 solo stops at Lake Cormorant High School ... Recorded 10.0 TFL and 2.0 sacks in 2019 ... Forced a fumble and had a pair of pass deflections.



|                               |                   |
|-------------------------------|-------------------|
| <b>#39</b>                    | <b>CORNERBACK</b> |
| <b>JAXSON FLEMING</b>         |                   |
| R-FRESHMAN • RS<br>5-10 • 164 |                   |
| MANVEL, TEXAS<br>MANVEL HS    |                   |

## 2022

Did not see game action ... Redshirted.

## HIGH SCHOOL

Varsity football letterman at Melvin High School, playing defensive back and wide receiver for the Mavericks ... Helped lead Manvel to a 10-3 record, 7-1 runner up finish in district and the state playoffs as a senior.



# MEET THE RED WOLVES

PLAYERS



**#18** DEFENSIVE END  
**DENNARD FLOWERS**  
 R-SOPHOMORE • 1L  
 6-2 • 248  
 FAIRBURN, GA.  
 CREEKSID HS

## 2022

Saw action in 10 games with two starts ... Recorded 10 tackles with six solo stops ... Had two multi-tackle contests ... Had 3.5 TFL including a stretch of three games with 1.0 TFL ... Recorded 3.0 sacks for nine yards, 1.0 each contest against Memphis, Old Dominion, and ULM.

## 2021

Did not see game action ... Redshirted.

## HIGH SCHOOL

Named Region 3-5A Defensive Player of the Year ... Helped Creekside High School to second round of state playoffs in 2020 ... Finished 2020 campaign with 61 tackles and 14 sacks along with an interception ... Also competed in track ... 3-star recruit by 247Sports and ESPN ... Listed in 247Sports composite rankings as No. 71 weakside defensive end and No. 120 overall player in state of Georgia ... Ranked No. 187 defensive end and No. 169 overall player in state of Georgia by ESPN ... Also recruited by schools such as Akron, Eastern Michigan, South Alabama, Texas State, Troy and UAB.

### FLOWER'S CAREER DEFENSIVE STATISTICS

| YR   | GP | UT | AT | TOT | PD | FR | FF | TFL | SK  | INT | QBH |
|------|----|----|----|-----|----|----|----|-----|-----|-----|-----|
| 2022 | 10 | 6  | 4  | 10  | 0  | 0  | 0  | 3.5 | 3.0 | 0   | 1   |



**#14** WIDE RECEIVER  
**JEFF FOREMAN**  
 SENIOR • 4L  
 6-0 • 186  
 OKLAHOMA CITY, OKLA.  
 DEL CITY HS

## 2022

Arkansas State Athletics Director's Honor Roll member ... Saw action in all 12 games with starts in six of them ... Hauled in 491 receiving yards, third-most on the team ... Lead the team with four receiving touchdowns ... Tied a career-high with two touchdowns at Southern Miss ... Finished with a season-high 115 receiving yards and one touchdown at Old Dominion ... Has five career 100+plus receiving games ... Finished with touchdowns in back-to-back games,

against James Madison and at Old Dominion ... Had seven multi-catch games and a season-high six receptions against South Alabama ... Had a long catch of 49 yards at Old Dominion ... Led the team in receiving yards, twice, at Old Dominion and against South Alabama ... Had eight receptions for at least 20 yards.

## 2021

Saw action in all 12 games with 11 starts ... Hauled in 556 receiving yards on 31 catches, ranking third on the team and 13th in the league ... Recorded a career-high 198 receiving yards on eight catches against Memphis ... Had a career-long reception of 89 yards against Memphis, tying the longest reception in Centennial Bank Stadium history ... His 89-yard catch was the second-longest mark in the Sun Belt Conference in 2021 ... Finished the season with two touchdowns, one versus Memphis and one at Tulsa ... Had six multi-catch games ... PFF Preseason Honorable Mention All-Sun Belt Conference.

## 2020

Played in all 11 games, including the last two as a starter ... Recorded 13 receptions for 439 yards and three touchdowns ... 439 receiving yards were the fifth most on the team, while his 33.8 yards per catch was the highest on the squad ... Over the last three games of the season, posted 12 receptions for 406 yards and three scores ... Put together three straight 100-yard receiving games to end the year, which were the fifth most by a SBC player for the entire season ... Finished the Texas State game with three catches for 148 yards, giving him a school-record 49.3 yards per catch that was also the second highest of the season in the Sun Belt ... His 148 receiving yards were the 10th most of the season by a Sun Belt player ... Also collected his first receiving touchdown of the year against the Bobcats and had an 84-yard catch that was the longest of the season by a Sun Belt player and the 17th longest in the nation ... Recorded 144 receiving yards and two touchdowns in A-State's season finale against ULM ... Tallied 130 kickoff return yards on eight attempts, and also completed 1-of-2 passes on the year with a touchdown (48 yards) and an interception ... Phil Steele's Preseason Third Team All-Sun Belt Conference ... Arkansas State Athletics Director's Honor Roll member.



# MEET THE RED WOLVES

PLAYERS

## 2019

Saw action in 10 games as a true freshmen in a reserve role at the wide receiver position and handling kickoff return duties ... Posted one reception for eight yards against Troy ... Completed the season with 10 kickoff returns for 253 yards with a long return covering 50 yards against Southern Illinois ... Ranked second on the team in number of kickoff returns, return yards and average per return (25.3) ... Ranked fifth in the conference in kickoff return yards per game, which was also a 25.3 average ... Athletics Director's Honor Roll member.

## HIGH SCHOOL

Caught more than 50 passes for over 1,000 yards and 14 touchdowns as a senior, earning all-district and all-state honors by The Oklahoman and OK Preps ... Ranked No. 12 on The Oklahoman's Super 30 rankings for the state's top prospects ... VYPE All-OKC Area Football Team ... Junior season saw him haul in 48 receptions for 1,183 yards and 15 touchdowns, while also recording 43 tackles, 8 interceptions and 3 defensive touchdowns ... Varsity basketball and track & field letterman ... 3-star recruit by both 247Sports and Rivals ... Listed as the No. 102 athlete in the nation and No. 13 player in the state of Oklahoma in 247Sports' composite rankings ... No. 9 player in Oklahoma by Rivals ... Also recruited by schools such as Iowa State, Texas Tech, Eastern Michigan, North Texas and Texas State.

### FOREMAN'S CAREER RECEIVING STATISTICS

| YR           | GP        | NO        | YDS         | AVG/C       | TD       | LG        | REC/G      | AVG/G       |
|--------------|-----------|-----------|-------------|-------------|----------|-----------|------------|-------------|
| 2019         | 10        | 1         | 8           | 8.0         | 0        | 8         | 0.1        | 0.8         |
| 2020         | 11        | 13        | 439         | 33.8        | 3        | 84        | 1.2        | 39.9        |
| 2021         | 12        | 31        | 556         | 17.9        | 2        | 89        | 2.6        | 46.3        |
| 2022         | 12        | 30        | 491         | 16.4        | 4        | 49        | 2.5        | 40.9        |
| <b>Total</b> | <b>45</b> | <b>75</b> | <b>1494</b> | <b>19.9</b> | <b>9</b> | <b>89</b> | <b>1.7</b> | <b>33.2</b> |

### FOREMAN'S CAREER KICK RETURN STATISTICS

| YR           | GP        | NO        | YDS        | TD       | LG        | AVG/R       | AVG/G       |
|--------------|-----------|-----------|------------|----------|-----------|-------------|-------------|
| 2019         | 10        | 10        | 253        | 0        | 50        | 25.3        | 25.3        |
| 2020         | 11        | 8         | 130        | 0        | 39        | 16.3        | 11.8        |
| <b>Total</b> | <b>21</b> | <b>18</b> | <b>383</b> | <b>0</b> | <b>50</b> | <b>21.3</b> | <b>18.2</b> |



#41

SAFETY

## JABARI FRIERSON

FRESHMAN • HS  
5-11 • 165  
ROCKVALE, TENN.  
ROCKVALE HS

## HIGH SCHOOL

Named to 4-A All-Region team in 2022 ... Finished his career at Rockvale High School after beginning his prep tenure at Columbia High School.



#92

DEFENSIVE END

## THURMAN GEATHERS

R-SENIOR • 2L  
6-2 • 215  
ACWORTH, GA.  
LOUISVILLE

## 2022

Appeared in nine games for the Red Wolves with four starts ... Earned first career start in the season opener against Grambling ... Finished with a career-high three TFL for 23 yards against the Tigers ... A-State held Grambling State to 102 total yards, fewest by any opponent since Mississippi Valley State had 69 total yards in 2009 ... Had four-straight contests with at least one TFL from Grambling to Old Dominion ... Finished the year with 1.5 sacks for 16 yards ... Recorded 19 total tackles with multiple tackles in six games ... Recorded a quarterback hurry against James Madison.

## 2021

Saw action in 11 contests ... Finished the year with eight tackles ... Posted his first career sack at A-State against South Alabama and followed that up with another at ULM ... Had a career-high two tackles at Memphis ... Mid-year signee who participated in A-State's 2021 spring camp.

## LOUISVILLE

Transferred to A-State from Louisville, where in 2020 he played in six games with 4 tackles, 0.5 tackles for loss, 0.5 sacks and 2 quarterback hurries ... Appeared in 13 games on defense and on special teams in 2019, playing mainly on the punt return team ... Redshirted the 2018 season.

## HIGH SCHOOL

Prior to Louisville, played for Shane Queen at North Cobb (Ga.) High School ... Rated a three-star prospect and the No. 73 defensive end nationally by ESPN ... Rated the No. 79 player



# MEET THE RED WOLVES



in the state ... Three-star prospect by 247Sports ... Tabbed as the No. 67 player in Georgia and the No. 42 weakside defensive end ... Recorded 10 tackles and three sacks versus Etowah to earn defensive player of the week accolades ... Named all-GACA First Team defense ... Led North Cobb in sacks ... Named preseason Class 7-A all-state ... Finished his junior year with 77 tackles and 15 sacks ... Named honorable mention all-state ... Team reached the quarterfinals of the 7-A state playoffs ... Voted to the Atlanta Journal Constitution All-Cobb County team ... Voted to the MDJ all-county first team ... Named to the all-region squad ... Invited to play in the Rising Senior game ... Defense allowed just 17.0 per game ... Voted the CCTDC Defensive Lineman of the Year ... Uncle, Jumpy Geathers, played for the Atlanta Falcons ... Also recruited out of high school by programs such as Arkansas, Indiana, Kansas State, Maryland, Marshall, Minnesota, NC State, Purdue, Rutgers, Syracuse, TCU, and USF.

## GEATHERS' CAREER DEFENSIVE STATISTICS

| YR           | GP        | UT        | AT        | TOT       | PD       | FR       | FF       | TFL        | SK         | INT      | QBH      |
|--------------|-----------|-----------|-----------|-----------|----------|----------|----------|------------|------------|----------|----------|
| 2019         | 11        | 0         | 0         | 0         | 0        | 0        | 0        | 0.0        | 0.0        | 0        | 0        |
| 2020         | 6         | 0         | 4         | 4         | 0        | 0        | 0        | 0.5        | 0.5        | 0        | 0        |
| 2021         | 11        | 4         | 4         | 8         | 0        | 0        | 0        | 1.5        | 1.5        | 0        | 0        |
| 2022         | 9         | 11        | 8         | 19        | 0        | 0        | 0        | 4.5        | 1.5        | 0        | 1        |
| <b>Total</b> | <b>37</b> | <b>15</b> | <b>16</b> | <b>31</b> | <b>0</b> | <b>0</b> | <b>0</b> | <b>6.5</b> | <b>3.5</b> | <b>0</b> | <b>1</b> |

\*2019-20 Stats from Louisville

**#22**      **LINEBACKER**

**SAM GRAHAM**

R-SOPHOMORE • RS  
6-0 • 209

BALTIMORE, MD.  
LACKAWANNA (PA) COLLEGE

## 2022

Appeared in three games ... Recorded a tackle against South Alabama ... Redshirted.

## LACKAWANNA COLLEGE

Appeared in five games for Lackawanna as a true freshman in 2021 ... Posted 27 total tackles with a career-high nine against Georgia Military College ... Twenty-three of his 27 tackles were solo stops ... Finished with one TFL for nine yards against Sussex County Community College ... Recorded a fumble recovery against SCCC ... Also blocked a kick in that same game ... Had two pass break-ups during the year ... Also received offers from Kansas and Virginia Tech in the spring of 2022.

## HIGH SCHOOL

Varsity football letterman at North County High School who played on both sides of the ball ... Junior season recorded 51 tackles and caught 10 passes for 334 yards and six touchdowns.

## GRAHAM'S CAREER DEFENSIVE STATISTICS

| YR   | GP | UT | AT | TOT | PD | FR | FF | TFL | SK  | INT | QBH |
|------|----|----|----|-----|----|----|----|-----|-----|-----|-----|
| 2022 | 3  | 0  | 1  | 1   | 0  | 0  | 0  | 0.0 | 0.0 | 0   | 0   |

**#47**      **PUNTER**

**NOAH GRANT**

JUNIOR • TR  
6-2 • 190

MEMPHIS, TENN.  
MEMPHIS

## MEMPHIS

Appeared in 20 games at Memphis ... Served as a kickoff specialist ... As a sophomore, kicked off 41 times for 2,473 yards and an average of 60.3 yards with 15 touchbacks ... Had a season-high eight kickoffs for 498 yards and five touchbacks against Houston in 2022 ... Averaged 58.4 yards on 69 kickoffs with 35 touchbacks as a true freshman.

## HIGH SCHOOL

Earned a 5.0 star rating at the Kohl's Professional Camps in 2018 ... Attended Briarcrest Christian High School.

**#15**      **SAFETY**

**BRANDON GREIL**

FRESHMAN • HS  
5-11 • 167

LITTLE ROCK, ARK.  
JOE T. ROBINSON HS

## HIGH SCHOOL

Three-star recruit by 247Sports, On3 ... Garnered Arkansas Activities Association 5A All-State honors at wide receiver ... Totaled 905 all-purpose yards in his senior season, with 12 scores – five receiving and seven rushing ... Racked up 55 tackles (5.5 TFL) and an interception as a senior, while also forcing a fumble ... Helped the Senators to a 11-2 ledger in 2022 and unbeaten 8-0 mark in 5A Central play, reaching the 5A state semifinals ... As a junior, wrapped up 69 tackles, including 14 for loss with two sacks and an interception ... Tabbed as the No. 159 safety and No. 10 player in the state of Arkansas by 247Sports ... On3's No. 190 safety in the nation and 15th-ranked recruit in state ... Also offered by Navy and Central Arkansas.

PLAYERS



# MEET THE RED WOLVES

PLAYERS



**#34** DEFENSIVE LINE  
**TIMOTHY GULLEY**  
 FRESHMAN • HS  
 6-1 • 300  
 PENSACOLA, FLA.  
 PENSACOLA CATHOLIC HS

## HIGH SCHOOL

Three-star recruit by 247Sports and On3 ... Rivals 2-star prospect ... Ranked by 247Sports as the No. 191 defensive lineman nationally and No. 181 by On3 ... Helped Pensacola Catholic to a 10-2 mark and the second round of the state playoffs ... Racked up 13.0 tackles for loss, 5.0 sacks and 10 QB hurries as a senior ... 2021 All-Pensacola News Journal Second Team honoree ... District qualifier in track and field as a junior in the shot put and discus ... Held offers from Coastal Carolina, Georgia Southern, Georgia State, Louisiana Tech and Troy.



**#42** PUNTER  
**MAGNUS HAINES**  
 R-SOPHOMORE • RS  
 5-11 • 194  
 MASSILLON, OHIO  
 KENT STATE

## 2022

Arkansas State Athletics Director's Honor Roll member ... Did not see game action ... Redshirted.

## KENT STATE

Made his collegiate debut in the home opener against VMI with one punt for 48 yards ... Appeared in two games.

## HIGH SCHOOL

Kicked for four seasons for Massillon, earning All-Ohio honors in his junior and senior seasons ... Averaged 41.6 yards per punt as a senior with a long of 60 and 11 punts inside the opponent's 20-yard line ... Recorded 11 touchbacks while handling kickoff duties.

### HAINES' CAREER PUNTING STATISTICS

| YR   | GP | ATT | YDS | LG | AVG  | TB | FC | I20 | 50+ | BLK |
|------|----|-----|-----|----|------|----|----|-----|-----|-----|
| 2021 | 2  | 1   | 48  | 48 | 48.0 | 0  | 0  | 1   | 0   | 0   |

\*Stats from Kent State



**#78** OFFENSIVE LINE  
**HAMILTON HALL**  
 R-SENIOR • TR  
 6-5 • 311  
 ATLANTA, GA.  
 OLE MISS

## 2022

Grad transfer who participated in A-State's 2023 spring camp ... Logged time in 11 games at Ole Miss in 2022, primarily on the Rebels' special teams units ... Saw time in five games on special teams and as a reserve offensive lineman in 2021 ... Played in all 10 games in 2020, primarily on field goal block unit, but also saw time as a reserve offensive lineman ... Made his collegiate debut in 2019 against New Mexico State (Nov. 9) ... One of six Ole Miss student-athletes to participate in the SEC's 2021 Virtual Career Tour ... Three-time SEC Fall Academic Honor Roll scholar ... Five-time Athletic Director's Honor Roll member ... 2019 National Football Foundation Freshman Scholar-Athlete.

## HIGH SCHOOL

Consensus 3-star recruit by 247Sports, Rivals and ESPN out of Chamblee Charter High School ... Ranked as the No. 75 recruit in Georgia by Rivals ... Top-100 offensive tackle by 247Sports ... First team 5A All-State honoree from Recruit Georgia as a senior in 2017 ... Also fielded Power-5 offers from Louisville, Indiana, Maryland, Mississippi State and Nebraska, as well as interest from Cincinnati, Memphis, UCF and several others.



**#90** DEFENSIVE LINEMAN  
**TIM HARDIMAN**  
 R-SOPHOMORE • 1L  
 5-11 • 273  
 SPRING, TEXAS  
 WESTFIELD HS

## 2022

Saw action in 10 games with a start at Texas State ... Recorded a career-high four tackles and 1.5 TFL at Texas State ... Also recorded his first career sack for three yards against the Bobcats ... Finished the year with 12 total tackles including six solo stops.

## 2021

Appeared in two games, against Washington and Appalachian State, on defense ... Recorded his first career tackle at Washington ... Redshirted.

# MEET THE RED WOLVES



## HIGH SCHOOL

Varsity football letterman at Westfield High School ... Posted 33 tackles, 3.0 sacks, four forced fumbles and one interception as a senior ... Helped lead the Mustangs to the state semifinals ... Rivals two-star prospect ... All-District 16-6A pick ... Academic all-district selection ... Originally signed with Navy and spent one year the Naval Academy Preparatory School in Newport, R.I.

### HARDIMAN'S CAREER DEFENSIVE STATISTICS

| YR           | GP        | UT       | AT       | TOT       | PD       | FR       | FF       | TFL        | SK         | INT      | QBH      |
|--------------|-----------|----------|----------|-----------|----------|----------|----------|------------|------------|----------|----------|
| 2021         | 2         | 1        | 0        | 1         | 0        | 0        | 0        | 0.0        | 0.0        | 0        | 0        |
| 2022         | 10        | 6        | 6        | 12        | 0        | 0        | 0        | 2.0        | 1.0        | 0        | 0        |
| <b>Total</b> | <b>12</b> | <b>7</b> | <b>6</b> | <b>13</b> | <b>0</b> | <b>0</b> | <b>0</b> | <b>2.0</b> | <b>1.0</b> | <b>0</b> | <b>0</b> |



## #32 LINEBACKER

### ETHAN HASSLER

JUNIOR • 2L  
6-2 • 248

COLLIERVILLE, TENN.  
COLLIERVILLE HS

## 2022

Played in 12 games with starts in five games ... Had his first career start at Louisiana ... Responsible for 26 stops including 12 solo tackles ... Had 5.0 TFL for 22 yards including a 10-yard TFL at Old Dominion ... Finished the year with 3.0 sacks for 19 yards ... Had two quarterback hurries against UMass and back-to-back pass breakups at Louisiana and against South Alabama ... Had a career-high six tackles against UMass.

## 2021

Saw action in nine games on defense and special teams ... Posted first career tackle versus Louisiana.

## HIGH SCHOOL

Named First Team Region 7-6A and Defensive Player of the Year in 2020 ... As a senior, recorded 47 tackles, 10.0 tackles for loss, 2.0 sacks and 3 passes defended ... Finished 2019 with 69 tackles, 10.0 tackles for loss, 7.0 sacks, one forced fumble and an interception ... ESPN 3-star recruit listed as the No. 131 defensive end in the nation and No. 37 overall player in the state ... 247Sports 3-star prospect ranked as the No. 66 weak-side defensive end in the nation and the No. 28 overall player in Tennessee ... Rivals 3-star prospect listing him as the No. 37 overall player in the state ... Also recruited by teams such as Southern Miss, Colorado, Indiana, Kansas, Liberty, Louisville, Memphis, Tulsa and Wake Forest.

### HASSLER'S CAREER DEFENSIVE STATISTICS

| YR           | GP        | UT        | AT        | TOT       | PD       | FR       | FF       | TFL        | SK         | INT      | QBH      |
|--------------|-----------|-----------|-----------|-----------|----------|----------|----------|------------|------------|----------|----------|
| 2021         | 9         | 1         | 0         | 1         | 0        | 0        | 0        | 0.0        | 0.0        | 0        | 0        |
| 2022         | 12        | 12        | 14        | 26        | 2        | 0        | 0        | 5.0        | 3.0        | 0        | 2        |
| <b>Total</b> | <b>21</b> | <b>13</b> | <b>14</b> | <b>27</b> | <b>2</b> | <b>0</b> | <b>0</b> | <b>5.0</b> | <b>3.0</b> | <b>0</b> | <b>2</b> |



## #22 RUNNING BACK

### CEDRIC HAWKINS

FRESHMAN • HS  
5-7 • 184

STUTTART, ARK.  
STUTTART HS

## HIGH SCHOOL

Three-star recruit by 247Sports, On3 ... On3's 10th-ranked player in the state of Arkansas and 131st-ranked running back nationally ... Rated by 247Sports as the 11th-ranked player in the state and No. 181 running back in the class of 2023 ... Rivals 2-star prospect ... 2022 Arkansas Activities Association 4A All-State selection ... Part of a Stuttgart program that went 32-6 over its last three seasons, including back-to-back conference titles in 2020 and 2021, as well as two state quarterfinal trips and one semifinal bid ... Rushed for over 4,000 yards in those three seasons for the Ricebirds ... Four-sport standout, also competing in baseball, basketball and track and field ... 2022 Class 4A Offensive Player of the Year finalist, helping the Ricebirds to the second round of the state playoffs ... Churned out 222 yards on 24 carries with three scores, along with a 78-yard kickoff return for a touchdown on Oct. 28, helping Stuttgart battle back from a 14-0 deficit to oust Lonoke 35-32 ... Rushed for 1,199 yards as a junior with 15 touchdowns in 2021, while also compiling 511 receiving yards and seven scores ... Also offered by Central Arkansas.



## #86 WIDE RECEIVER

### BLAKE HEGWOOD

FRESHMAN • HS  
6-2 • 180

PINE BLUFF, ARK.  
PINE BLUFF HS

## HIGH SCHOOL

Attended Pine Bluff High School ... Dual sport athlete, competing in football and baseball ... Hauled in 414 receiving yards in 2022 with four touchdowns and a long catch of 66 yards ... On defense, tallied 4.0 TFL and averaged 2.2 tackles per game ... During two years on the varsity baseball team, hit .282 with 22 hits and 10 RBI ... Had an on-base percentage of .451 in 31 games.



# MEET THE RED WOLVES

PLAYERS



**#16** **CORNERBACK**  
**DEAUBRY HOOD**  
 FRESHMAN • HS  
 5-11 • 172  
 HARKER HEIGHTS, TEXAS  
 HARKER HEIGHTS HS

### HIGH SCHOOL

Three-star recruit by 247Sports, which ranks him as the No. 132 cornerback nationally ... Played primarily at corner, but also provided help in the return game and on offense ... Helped Harker Heights to a 12-2 record and the Texas 6A D-II Region I championship game ... Racked up 79 tackles (5 for loss), three interceptions, a forced fumble and a blocked punt as a senior ... Finished his junior year with 43 tackles and four picks, helping the Knights to a 9-2 mark and Texas 6A D-I first-round playoff appearance ... Track and field standout who was a Texas 6A regional qualifier in the 100 meters as a junior with a time of 10.33 ... Also offered by Navy.



**#17** **QUARTERBACK**  
**CHRISTIAN HUNT**  
 FRESHMAN • HS  
 6-5 • 210  
 REDONDO BEACH, CALIF.  
 REDONDO UNION HS

### HIGH SCHOOL

Attended Redondo Union High School ... 3-star prospect by 247Sports ... Rated the 128th best quarterback in the nation ... Helped turn around his high school squad from a 2-8 record as a junior to an 8-4 mark and CIF Quarterfinal appearance as a senior ... Appeared in 11 games as a senior and finished with 1,950 passing yards on 263 attempts ... Hurled 20 touchdowns with a long completion of 63 yards ... Had one rushing touchdown in 2022 ... As a junior, finished with 1,898 passing yards in 10 games played ... Recorded 18 passing touchdowns and one rushing touchdown in 2021 ... Had a long completion of 80 yards during his junior season.



**#9** **WIDE RECEIVER**  
**COURTNEY JACKSON**  
 R-JUNIOR • TR  
 5-11 • 186  
 MONROEVILLE, PA.  
 SYRACUSE

### SYRACUSE

Saw action in 36 career games over four seasons for Syracuse, earning a redshirt in 2019 ... Hauled in 63 career catches for 662 yards ... Caught 15 passes for 201 yards in 2021, averaging 13.4 yards per reception ... Led the Orange in receptions in 2021 with 37 for 389 yards, earning a spot on Pro Football Focus' All-ACC Team ... The team's primary return man for the last four weeks, returning three punts for 110 yards (36.7/return) and one touchdown ... Appeared in all 11 games as a slot receiver in 2020, catching 10 balls for 69 yards ... Three-time SU Athletic Director's Honor Roll selection.

### HIGH SCHOOL

Rated as ESPN's No. 67 wide receiver in the class of 2019 and 5th-best overall prospect from Pennsylvania ... No. 100 athlete in the country and 25th-best player in Pennsylvania by 247Sports ... Ranked by Rivals as the No. 26 prospect in the state ... Three-time First Team All-WPIAL 5A Big East Conference pick ... Two-time all-state selection ... Twice named to the Post-Gazette's "Fabulous 22" list ... Named to the 2018 American Family Insurance All-USA Pennsylvania Second Team by USA Today as a defensive back ... Helped Gateway High School to a combined 26-3 record in his final two seasons ... Caught 153 passes for 3,015 yards (19.7 per catch) and 47 touchdowns in his career ... Had 96 grabs for 1,916 yards and a state-best 24 scores as a junior, including 15 catches for 264 yards and three TDs in the PIAA state semifinal game ... Hauled in 40 passes for 925 yards and 20 touchdowns as a senior ... Two-time team captain ... Also played basketball, earning first-team all-conference honors at guard, and ran track.

| JACKSON'S CAREER RECEIVING STATISTICS |           |           |            |             |          |           |            |             |
|---------------------------------------|-----------|-----------|------------|-------------|----------|-----------|------------|-------------|
| YR                                    | GP        | NO        | YDS        | AVG/C       | TD       | LG        | REC/G      | AVG/G       |
| 2019                                  | 1         | 1         | 3          | 3.0         | 0        | 3         | 1.0        | 3.0         |
| 2020                                  | 11        | 10        | 69         | 6.9         | 0        | 15        | 0.9        | 6.3         |
| 2021                                  | 12        | 37        | 389        | 10.5        | 3        | 29        | 3.1        | 32.4        |
| 2022                                  | 12        | 15        | 201        | 13.4        | 1        | 25        | 1.2        | 16.7        |
| <b>Total</b>                          | <b>36</b> | <b>63</b> | <b>662</b> | <b>10.5</b> | <b>4</b> | <b>29</b> | <b>1.7</b> | <b>18.4</b> |

\*Stats from Syracuse





# MEET THE RED WOLVES

PLAYERS



**#99** DEFENSIVE END

**TERRELL JAMES**

FRESHMAN • HS  
6-3 • 235

LAKE WALES, FLA.  
LAKE WALES HS

### HIGH SCHOOL

Consensus 3-star recruit by all four major recruiting rankings ... Listed as the No. 115 edge rusher nationally by 247Sports ... Ranked by On3 as the No. 121 edge rusher ... Helped Lake Wales to its first-ever state title, totaling 108 tackles (58.0 for loss) with 29.0 sacks in the Highlander's unblemished 15-0 season ... Helped his defense allow just 6.5 points per game ... Invited to the 2022 FACA North/South All-Star Classic ... Helped Lake Wales to a 9-3 record in 2021, racking up 95 tackles, 21 for a loss, as well as eight sacks and 17 QB hurries ... Held offers from Purdue, Coastal Carolina, FIU, FAU, Georgia Southern, Tulane, Temple, Western Kentucky and others.



**#33** SAFETY

**CAM JEFFERY**

JUNIOR • 2L  
5-11 • 192

TUSCALOOSA, ALA.  
AMERICAN CHRISTIAN ACADEMY

### 2022

Appeared in all 12 games with starts in three of them ... Tallied 24 total tackles with 14 solo stops ... Responsible for 0.5 TFL for one yard ... Had a pass breakup in the season opener against Grambling ... Had a career-high nine tackles against James Madison ... Recorded 21 tackles in a three-game stretch from ULM to at Southern Miss ... Led the Red Wolves in tackles against James Madison.

### 2021

Appeared in all 12 games as a true freshman for Arkansas State ... Finished with three tackles, including a season-high two against South Alabama.


### HIGH SCHOOL

Alabama high-school all-state product who helped lead American Christian Academy to a 12-1 record and the Class 4A semifinals in 2020 ... Finished his senior season with 125 tackles while playing in the secondary ... Saw action on both sides of the ball as a junior, catching 34 passes for 800 yards and 15 touchdowns while also posting 29 tackles and four interceptions ...

Listed as a 3-star prospect by Rivals, which also ranks him as the No. 59 safety in the nation and No. 31 overall player in the state of Alabama ... 3-star recruit by 247Sports, listing him as the No. 36 athlete in the country and No. 19 overall player in the state ... ESPN also shows Jeffery as a 3-star prospect, as well as the nation's No. 45 athlete and No. 20 player in Alabama ... Also recruited by schools such as Mississippi State, Georgia Tech, Tennessee and Auburn.

### JEFFERY'S CAREER DEFENSIVE STATISTICS

| YR           | GP        | UT        | AT        | TOT       | PD       | FR       | FF       | TFL        | SK         | INT      | QBH      |
|--------------|-----------|-----------|-----------|-----------|----------|----------|----------|------------|------------|----------|----------|
| 2021         | 12        | 1         | 2         | 3         | 0        | 0        | 0        | 0.0        | 0.0        | 0        | 0        |
| 2022         | 12        | 14        | 10        | 24        | 1        | 0        | 0        | 0.5        | 0.0        | 0        | 0        |
| <b>Total</b> | <b>24</b> | <b>15</b> | <b>12</b> | <b>27</b> | <b>1</b> | <b>0</b> | <b>0</b> | <b>0.5</b> | <b>0.0</b> | <b>0</b> | <b>0</b> |



**#40** DEFENSIVE LINE


**IAN JEFFRIES**

FRESHMAN • HS  
6-4 • 287

SOUTHAVEN, MISS.  
SOUTHAVEN HS

### HIGH SCHOOL

Three-star prospect by On3, 247Sports and ESPN, while being rated as a 2-star by Rivals ... Tabbed by ESPN as the No. 102 defensive tackle and 31st-ranked player in the state of Mississippi ... Rated as the No. 32 overall player in the Magnolia State by 247Sports and the 154th-ranked defensive lineman nationally ... On3's 33rd-ranked Mississippi prospect and No. 191 defensive tackle ... 2022 Commercial Appeal Dandy Dozen member ... Helped Southaven to a 10-0 regular-season mark and district title ... Owned Power-5 offers from Illinois and Indiana, as well as offers from Liberty and Georgia State.



**#69** DEEP SNAPPER

**ETHAN JOHNSON**

R-SOPHOMORE • RS  
6-1 • 216

WASHINGTON, MO.  
MISSOURI

### 2022

Arkansas State Athletics Director's Honor Roll member ... Redshirted.

### MISSOURI

Did not see game action.

### HIGH SCHOOL

Played for Missouri Hall of Fame head coach Dale Gildehaus at St. Francis Borgia Regional ... Three-year starter on teams that compiled a combined



# MEET THE RED WOLVES

PLAYERS

27-9 record with the 2019 AAA Conference title ... Kohl's Snapping fourth-ranked long snapper in the class of 2021 ... 2019 St. Louis Archdiocesan Athletic Association Conference Large Division Special Teams Player of the Year ... 2019 and 2020 All-Area offensive lineman ... 2020 AAA All-Conference offensive lineman ... played in the 2020 Blue-Grey All-American Game in AT&T Stadium ... scored a perfect 600 on the state EOC test for computer science.


## PERSONAL

Father, Curt, played baseball at East Central College and Southeast Missouri State University ... Brother, Evan, played basketball at Grinnell College.

|   |                       |               |
|---|-----------------------|---------------|
|  | <b>#28</b>            | <b>SAFETY</b> |
|   | <b>JERROD JOHNSON</b> |               |
|   | FRESHMAN • HS         |               |
|   | 5-10 • 175            |               |
| LAKELAND, FLA.  |                       |               |
| LAKELAND HS   |                       |               |

## HIGH SCHOOL

Two-way player getting snaps at DB and RB ... Totaled 78 tackles, 6 INT, 4 PBU and 4 FF on defense while racking up 816 yards of offense (705 rushing, 111 receiving) and 13 rushing touchdowns in 2021 ... Also returned a pick for a score and blocked a field goal ... Helped Bloodhounds go 9-4 and make Florida's 6A playoffs as a junior.

|  |                     |                   |
|--|---------------------|-------------------|
|  | <b>#1</b>           | <b>CORNERBACK</b> |
|  | <b>SAMY JOHNSON</b> |                   |
|  | SENIOR • 4L         |                   |
|  | 5-10 • 190          |                   |
| LITTLE ROCK, ARK.  |                     |                   |
| CATHOLIC HS  |                     |                   |

## 2022

Started in seven of the nine games he appeared in ... Posted 25 total tackles with 17 solo stops ... Recorded a forced fumble against ULM at home ... Responsible for a pair of pass breakups, one at Ohio State and one against UMass ... Recorded an interception in the season finale against Troy and returned it for 69 yards ... Enters the 2023 campaign with a team-leading five interceptions ... Had six multi-tackle performances and a season-high seven tackles against UMass.

## 2021

Started in eight of 10 games played at cornerback ... Registered 27 total tackles, including 22 solo

stops ... Led the Red Wolves and ranked fourth in the Sun Belt Conference with three interceptions and was responsible for two pass break-ups ... Opened the season against Central Arkansas with a 23-yard return on an interception ... Two of his interceptions were in back-to-back games at ULM and at Georgia State ... Had eight multi-tackle contests, including a season-high five tackles against Appalachian State ... Recorded a TFL for one yard in the win at ULM.

## 2020

Started six of nine games played and ranked 12th in the Sun Belt Conference in passes defended with eight and tied for 14th in interceptions with two ... In addition to his 8 passes defended, posted 30 tackles, one forced fumble and a fumble recovery ... Recorded at least one tackle in every game played and had multiple stops in seven outings, including a career-high eight against Coastal Carolina ... Tallied a career-best four pass break-ups against Georgia State and intercepted passes against both Central Arkansas and Louisiana, returning his pick against the Bears 60 yards for a touchdown ... Came up with his lone forced fumble and fumble recovery against South Alabama on the same play.

## 2019

Started the season at the running back position, but was moved to corner ... Played in eight games on special teams and in a reserve role in the secondary ... Ended the year with four tackles and three kickoff returns for 44 yards ... Posted a season-high two tackles against ULM, while also finishing games against Georgia State and Coastal Carolina with one stop ... All three kick returns came against Louisiana with a long return covering 24 yards.

## HIGH SCHOOL

Three-time all-state selection from 2016-18 ... Two-time Landers Award nominee and Farm Bureau Award finalist as the top player in the state of Arkansas ... Rushed for over 1,000 yards as a sophomore, junior and senior ... Senior season finished with 201 rushing attempts for 1,048 yards and 11 touchdowns ... Sophomore season ran for 1,292 yards and 13 touchdowns on 175 attempts, while also recording 16 receptions for 217 yards and a pair of scores ... Returned eight kickoff returns for 241 yards and a touchdown in 2017 ... Named the Arkansas Democrat-Gazette Sophomore of the Year



in 2016 ... Completed sophomore campaign with 211 rushing attempts for 2,036 yards and 23 touchdowns ... Caught 15 passes for 235 yards and three touchdowns and returned six kickoffs for 206 yards and a score ... Rated 3-star prospect by 247Sports, which ranks him as the No. 117 running back in the nation and No. 17 overall player in the state of Arkansas ... Also recruited by schools such as Tulane, Texas State and Arkansas.

#### JOHNSON'S CAREER DEFENSIVE STATISTICS

| YR           | GP        | UT        | AT        | TOT       | PD        | FR       | FF       | TFL        | SK         | INT      | QBH      |
|--------------|-----------|-----------|-----------|-----------|-----------|----------|----------|------------|------------|----------|----------|
| 2019         | 8         | 1         | 2         | 3         | 0         | 0        | 0        | 0.0        | 0.0        | 0        | 0        |
| 2020         | 9         | 24        | 6         | 30        | 8         | 1        | 1        | 0.0        | 0.0        | 2        | 0        |
| 2021         | 10        | 22        | 5         | 27        | 5         | 0        | 0        | 0.5        | 0.0        | 3        | 0        |
| 2022         | 9         | 17        | 8         | 25        | 3         | 0        | 1        | 0.0        | 0.0        | 1        | 0        |
| <b>Total</b> | <b>36</b> | <b>64</b> | <b>21</b> | <b>85</b> | <b>16</b> | <b>1</b> | <b>2</b> | <b>0.5</b> | <b>0.0</b> | <b>6</b> | <b>0</b> |



#### #11 WIDE RECEIVER

### ADAM JONES

R-JUNIOR • 2L  
6-2 • 188

KNOXVILLE, TENN.  
CENTRAL MICHIGAN

#### 2022

Arkansas State Athletics Director's Honor Roll member ... Appeared in 10 games for the Red Wolves with four starts ... Hauled in 167 yards on 16 receptions ... Responsible for multiple catches in five games with a career-high four receptions at Old Dominion for 39 yards ... Had a long reception of 25 yards at Ohio State.

#### 2021

Saw action in 10 games for Arkansas State ... Pulled in 194 receiving yards on 14 catches ... Had a long reception of 32 yards at ULM ... Finished with a season-high 47 receiving yards at Georgia Southern ... Had three multi-catch games ... Scored a touchdown against Memphis ... Mid-year transfer who participated in A-State's 2021 spring camp ... Arkansas State Athletics Director's Honor Roll member.

#### CENTRAL MICHIGAN

Spent two seasons at Central Michigan before transferring to Arkansas State ... Appeared in all six of the team's games in 2020, but didn't record any stats ... Saw action in four games as a true freshman in 2019 before redshirting the season ... Caught one pass for eight yards.

#### HIGH SCHOOL

Varsity football letterman at Knoxville Catholic HS.


#### PERSONAL

Son of Arkansas State Head Football Coach Butch Jones and Barb Jones.

#### JONES' CAREER RECEIVING STATISTICS

| YR           | GP        | NO        | YDS        | AVG/C       | TD       | LG        | REC/G      | AVG/G       |
|--------------|-----------|-----------|------------|-------------|----------|-----------|------------|-------------|
| 2019         | 4         | 1         | 8          | 8.0         | 0        | 8         | 0.3        | 2.0         |
| 2020         | 6         | 0         | 0          | 0.0         | 0        | 0         | 0.0        | 0.0         |
| 2021         | 10        | 14        | 194        | 13.9        | 1        | 32        | 1.4        | 19.4        |
| 2022         | 10        | 16        | 167        | 10.4        | 0        | 25        | 1.6        | 16.7        |
| <b>Total</b> | <b>30</b> | <b>31</b> | <b>369</b> | <b>11.9</b> | <b>1</b> | <b>32</b> | <b>1.0</b> | <b>12.3</b> |

\*2019-20 Stats from Central Michigan



#### #2 CORNERBACK

### LEON JONES

SENIOR • 2L  
6-1 • 195

HATTIESBURG, MISS.  
MISSISSIPPI GULF COAST CC

#### 2022

Appeared in eight games for the Red Wolves with four starts ... Finished with 14 tackles and 1.0 TFL for two yards ... Had four multi-tackle performances including a season-high four tackles at Southern Miss ... Recorded six pass breakups with a season-high of three at Memphis.

#### 2021

Named PFF Honorable Mention All-Sun Belt ... Appeared in all 12 games for Arkansas State with starts in seven games at cornerback ... Earned his first start at Tulsa ... Finished the year with 23 tackles, including 17 solo stops ... Posted his first tackle as a Red Wolf against Memphis ... Recorded a career-high six tackles at South Alabama ... Had six multi-tackle games ... Snagged his first career interception at Washington and returned it for 12 yards ... Finished with one TFL for one yard, recorded in the season finale against Texas State ... Registered a five-yard punt return at Washington, his lone punt return of the season. Mississippi Gulf Coast Community College ... Two-year letterman at Mississippi Gulf Coast Community College ... Helped lead MGCCC to a 5-1 record as a sophomore in 2020, when he recorded 15 tackles and six pass breakups ... Played in all 12 games as a freshman in 2019, posting five tackles ... Earned MACJC All-Academic Award ... Posted three tackles in a 25-3 win over Pearl River.



# MEET THE RED WOLVES

PLAYERS

## HIGH SCHOOL

Varsity football letterman at North Forrest High School in Hattiesburg, Miss. ... As a senior, completed 68-of-139 passes for 1,249 yards and 14 touchdowns, while also rushing 98 times for 822 yards and 9 touchdowns ... Junior season, ran 31 times for 224 yards and two touchdowns while catching 14 passes for 236 yards and four touchdowns ... Named to the Hattiesburg American All-Area Honorable Mention Team ... As a sophomore, caught 17 passes for 294 yards and six touchdowns ... Also recruited by schools such as Charlotte, Memphis, South Alabama, Southern Miss, UTEP and Mississippi State.

### JONES' CAREER DEFENSIVE STATISTICS

| YR           | GP        | UT        | AT        | TOT       | PD        | FR       | FF       | TFL        | SK         | INT      | QBH      |
|--------------|-----------|-----------|-----------|-----------|-----------|----------|----------|------------|------------|----------|----------|
| 2021         | 12        | 17        | 6         | 23        | 9         | 0        | 0        | 1.0        | 0.0        | 1        | 0        |
| 2022         | 8         | 5         | 9         | 14        | 6         | 0        | 0        | 1.0        | 0.0        | 0        | 0        |
| <b>Total</b> | <b>20</b> | <b>22</b> | <b>15</b> | <b>37</b> | <b>15</b> | <b>0</b> | <b>0</b> | <b>2.0</b> | <b>0.0</b> | <b>1</b> | <b>0</b> |



#6

SAFETY


### DONTAY JOYNER

FRESHMAN • HS  
6-0 • 163

LAKELAND, FLA.  
LAKELAND HS

## HIGH SCHOOL

Three-star recruit by 247Sports, On3 and ESPN ... Rated by Rivals as a 2-star prospect ... Helped Lakeland High School to a state title as a senior in Florida's second-highest classification, leading the Dreadnaughts to a perfect 14-0 ledger ... Rated by ESPN as the 130th-ranked safety in the nation and 230th overall in the state of Florida ... Ranked as the No. 138 safety nationally by 247Sports ... Tabbed by On3 as the No. 167 safety in the country ... No. 11 in The Ledger's Super 16 selections in 2022 ... Totaled 79 tackles, seven interceptions and four pass break-ups in 2021 at safety for Lakeland ... Received offers from Coastal Carolina, FIU, James Madison, Marshall, Toledo, USF and others.



#31

LINEBACKER

### RJ KELLY

FRESHMAN • HS  
6-1 • 229

LAKELAND, FLA.  
LAKELAND HS

## HIGH SCHOOL

Three-star recruit by 247Sports, On3 and Rivals ... Ranked by 247Sports as the No. 145 linebacker nationally and No. 245 overall in the state of Florida ... Helped Lakeland High School to a state title and unbeaten 14-0 record in Florida's second-highest classification ... Played his junior season at Lakeland Kathleen High School, totaling 84 tackles with two interceptions and a sack, earning first-team All-County by The Ledger ... Also held offers from Eastern Michigan, Charlotte, Florida Atlantic, James Madison, Marshall, Navy, Wake Forest and others.



#46

TIGHT END

### BEAU KIDD-SMITH

FRESHMAN • HS  
6-0 • 170

JONESBORO, ARK.  
VALLEY VIEW HS

## HIGH SCHOOL

Part of the 2022 Valley View High School squad that won a share of the 5A East and was the No. 1 seed in the 5A Playoffs ... Valley View went on to win its first 5A playoff game in program history when it defeated Farmington in the first round ... Also competed on the baseball team.





# MEET THE RED WOLVES

PLAYERS

|  |   |                          |
|--|---|--------------------------|
|  | <b>#96</b>  | <b>DEFENSIVE LINEMAN</b> |
|  | <b>KADAN LEWIS</b>  |                          |
|  | R-FRESHMAN • RS<br>6-1 • 248<br>HOUMA, LA.<br>TERREBONNE HS |                          |

## 2022

Did not see game action ... Redshirted.

## HIGH SCHOOL

Consensus 3-star prospect by 247Sports.com, Rivals.com and ESPN.com ... Ranked as the No. 195 defensive lineman and No. 60 overall player in the state of Louisiana according to 247Sports' composite ratings ... ESPN.com No. 111 defensive tackle in the country and No. 52 overall player in Louisiana ... Recorded 20 tackles and 1.0 tackles for loss in four games played as a junior ... As a sophomore, recorded 46 stops, including 4.0 tackles for loss ... Also recruited by schools such as Tulane, Louisiana, Memphis, Ole Miss, ULM, Middle Tennessee and Western Kentucky.

|  |  |                      |
|--|--|----------------------|
|  | <b>#84</b>   | <b>WIDE RECEIVER</b> |
|  | <b>REED LINDER</b>   |                      |
|  | FRESHMAN • HS<br>5-10 • 176<br>MEMPHIS, TENN.<br>BRIARCREST CHRISTIAN HS |                      |

## HIGH SCHOOL

Three-sport athlete from Briarcrest Christian High School, competing in football, baseball, and lacrosse ... A member of the varsity squad all four years ... Had a career-high 890 receiving yards as a junior and finished his season campaign with 884 receiving yards ... Had 14 touchdowns during his career and a long reception of 78 yards ... Finished varsity career with 1,881 receiving yards on 121 receptions ... Was also a return specialist as a senior, tallying 12 punt returns for 184 yards and 354 kickoff return yards.

|   |  |                      |
|---|--|----------------------|
|  | <b>#23</b>   | <b>WIDE RECEIVER</b> |
|   | <b>TAKARE LIPSCOMB</b>   |                      |
|   | FRESHMAN • HS<br>6-0 • 181<br>CARROLLTON, GA.<br>CARROLLTON HS |                      |

## HIGH SCHOOL

Consensus 3-star recruit by the four major recruiting sites ... Ranked by ESPN as the No. 185 wide receiver in the nation ... Helped Carrollton to the state final in 2022, being named First Team All-Region by The Atlanta Journal-Constitution ... Part of four region championship squads ... Hauled in 46 catches for 775 yards and eight touchdowns as a senior ... Caught 45 passes for 727 yards and seven touchdowns as a junior in 2021, helping Carrollton go 12-2 in Georgia's 6A classification ... Offered by Appalachian State, Coastal Carolina, Georgia Southern, Georgia State, Pittsburgh, Western Kentucky and others.

|   |   |                  |
|---|---|------------------|
|  | <b>#87</b>  | <b>TIGHT END</b> |
|   | <b>TYLER LITTLE</b>                                     |                  |
|   | FRESHMAN • HS<br>6-4 • 245<br>GALENA, KAN.<br>GALENA HS |                  |

## HIGH SCHOOL

Three-star prospect by 247Sports, listed as the 13th-ranked player in the state of Kansas and No. 78 tight end nationally ... Multiple-time all-state honoree ... Unanimous first-team All-CNC wide receiver as a senior ... Versatile player who started at offensive line as a freshman before seeing time at tight end, wide receiver, fullback, running back, defensive end and linebacker throughout his tenure ... Helped the Bulldogs reach the second round of the state playoffs ... Also offered by Eastern Michigan, Air Force, Buffalo, New Mexico State, UTEP and others.



# MEET THE RED WOLVES

PLAYERS



|                                 |            |
|---------------------------------|------------|
| #24                             | LINEBACKER |
| <b>JAVANTE MACKEY</b>           |            |
| R-FRESHMAN • RS<br>6-2 • 228    |            |
| MEMPHIS, TENN.<br>WHITEHAVEN HS |            |

## 2022

Appeared in four games on special teams ... Saw his first action against South Alabama ... Redshirted.

## HIGH SCHOOL

ESPN.com 3-star prospect rated as the No. 61 outside linebacker in the nation, No. 370 player in the Southeast region and No. 27 overall player in the state of Tennessee ... Per MaxPreps.com, posted 55 tackles, 15.0 tackles for loss, 3.0 sacks and two forced fumbles as a senior ... Selected to play in the 19th Annual Autozone Liberty Bowl High School All-Star Game ... PrepRedZone.com 2021 Breakthrough Performer ... Tabbed the TSSAA Region 8-6A Defensive Player of the Year ... Helped lead the Tigers to a 7-4 record and the Tennessee high school state playoffs ... Also recruited by schools such as Georgia Tech, Tennessee, Eastern Michigan and Western Kentucky.



|                                       |                  |
|---------------------------------------|------------------|
| #45                                   | DEFENSIVE TACKLE |
| <b>NATE MARLEY</b>                    |                  |
| JUNIOR • TR<br>6-1 • 288              |                  |
| ORLEANS, ONTARIO, CANADA<br>PRINCETON |                  |

## PRINCETON

Appeared in every game in 2022 ... Contributed 25 tackles, 4.5 for loss and 2.5 sacks ... Corralled five stops vs. Harvard ... Contributed seven tackles vs. Brown ... Recovered a fumble at Stetson ... Snagged a sack vs. Lehigh ... As a true freshman, appeared in four games ... Had eight tackles ... Recorded a season-best four tackles vs. Stetson.

## HIGH SCHOOL

First-Team All-New England and All-Central New England ... Team Defensive Player of the Year ... Senior captain ... Nabbed eight sacks as a junior ... Honors in English and History.



|                             |            |
|-----------------------------|------------|
| #3                          | CORNERBACK |
| <b>DAVON MARTIN</b>         |            |
| R-JUNIOR • TR<br>5-11 • 185 |            |
| ORLANDO, FLA.<br>TYLER JC   |            |

## TYLER JUNIOR COLLEGE


Transferred to Tyler after two years at Middle Tennessee State.

## MIDDLE TENNESSEE

Played in seven games from 2020 to 2021.

## HIGH SCHOOL

Rated a three-star recruit by 247Sports ... Lettered in football and track at Edgewater High School ... Had 32 tackles, nine interceptions, 11 pass breakups, and two caused fumbles his senior year to help lead the team to the Class 7A state championship game ... Named first-team all-area ... Played receiver for three years before moving to cornerback his senior year ... Named the ESPN HSF Dude of the Week after collecting two interceptions in September against Jones.



|  |           |
|--|-----------|
| #13  | TIGHT END |
| <b>MILLER MCCRUMBY</b>                     |           |
| SOPHOMORE • 1L<br>6-3 • 225                |           |
| MOUNT PLEASANT, TEXAS<br>MOUNT PLEASANT HS |           |

## 2022

Arkansas State Athletics Director's Honor Roll member ... Appeared in five games ... Had one catch for nine yards at Ohio State.

## HIGH SCHOOL

Midyear signee who participated in A-State's 2022 spring camp ... Consensus 3-star prospect by 247Sports.com, Rivals.com and ESPN.com ... Listed as the No. 36 tight end in the nation and No. 104 overall player in the state of Texas according to 247Sports' composite ratings ... Tabbed First Team All-District 9-5A and Academic All-State as a senior ... Helped lead Mount Pleasant to the Texas high school state playoffs in 2021 ... As a junior, posted 25 receptions for 375 yards and 4 TDs ... Finished sophomore season with six receptions for 140 yards ... Three-sport athlete who also lettered in basketball and track & field ... Also recruited by schools such as Texas Tech, Colorado State, Kansas, Louisiana, Rice and New Mexico.



# MEET THE RED WOLVES

PLAYERS

## MCCRUMB'S CAREER RECEIVING STATISTICS

| YR   | GP | NO | YDS | AVG/C | TD | LG | REC/G | AVG/G |
|------|----|----|-----|-------|----|----|-------|-------|
| 2022 | 5  | 1  | 9   | 9.0   | 0  | 9  | 0.2   | 1.8   |



**#53** LINEBACKER  
**TONY McNEAL JR.**  
FRESHMAN • HS  
6-2 • 200  
OSCEOLA, ARK.  
OSCEOLA HS

### HIGH SCHOOL

All-state honoree who also played tight end for Osceola High School ... Leading tackler in 2021 and 2022 ... Also played basketball, helping the Seminoles to a state title in 2022.



**#23** LINEBACKER  
**DANE MOTLEY**  
R-JUNIOR • 3L  
5-11 • 221  
ALPHARETTA, GA.  
ALPHARETTA HS

### 2022

Played in 12 games for the Red Wolves ... Finished the year with 19 tackles including six solo stops ... Had back-to-back games with 0.5 TFL, bringing his season total to 1.0 TFL for four yards ... Registered 0.5 sacks against Memphis ... Recovered a fumble and returned it for a touchdown at Louisiana ... Had six multi-tackle performances with a career-high six tackles at Southern Miss.

### 2021

Appeared in nine games with five starts ... Finished the season with 13 tackles ... Posted first TFL of the season at Tulsa for eight yards ... Had five multi-tackle games with a career-high four tackles at Tulsa.

### 2020

Played in three games on special teams and in a reserve role at linebacker, posting two tackles (one solo) on the year ... Both tackles, including a half-tackle for loss, were recorded against South Alabama ... Arkansas State Athletics Director's Honor Roll member.

### 2019

Redshirted ... Athletics Director's Honor Roll member.

### HIGH SCHOOL

Four-year varsity letterman ... North Georgia Touchdown Club's Alpharetta HS Player of the

Year ... Named 1st Team 7-6A All-Region at linebacker as a senior and claimed 2nd Team honors as a junior ... Received the team's "Outstanding Defensive Player Award" ... Team captain ... Selected to the GACA North/South All-Star Classic ... Recorded 77 tackles, 4 fumble recoveries, 1 interception and 13 pass break-ups during his senior season ... Helped lead the Raiders to the state playoffs three times in 2016, 2017 and 2018 ... The 2017 team were region champions and state quarterfinalists ... 3-star recruit by both 247Sports and ESPN ... ESPN's No. 112 safety in the nation and No. 146 player in the state of Georgia ... 247Sports' composite rankings list Motley as the No. 168 outside linebacker in the nation and No. 214 overall player in Georgia ... 2-star recruit by Rivals ... Also recruited by school such as Appalachian State, North Carolina, NC State, Ball State, Buffalo, Georgia Southern, Georgia State and Coastal Carolina.

## MOTLEY'S CAREER DEFENSIVE STATISTICS

| YR           | GP        | UT        | AT        | TOT       | PD       | FR       | FF       | TFL        | SK         | INT      | QBH      |
|--------------|-----------|-----------|-----------|-----------|----------|----------|----------|------------|------------|----------|----------|
| 2020         | 3         | 1         | 1         | 2         | 0        | 0        | 0        | 0.5        | 0.0        | 0        | 0        |
| 2021         | 9         | 3         | 10        | 13        | 0        | 0        | 0        | 0.5        | 0.0        | 0        | 0        |
| 2022         | 11        | 6         | 13        | 19        | 0        | 1        | 1        | 1.0        | 0.5        | 0        | 0        |
| <b>Total</b> | <b>23</b> | <b>10</b> | <b>24</b> | <b>34</b> | <b>0</b> | <b>1</b> | <b>1</b> | <b>2.0</b> | <b>0.5</b> | <b>0</b> | <b>0</b> |



**#52** OFFENSIVE LINE  
**MASON MYERS**  
FRESHMAN • HS  
6-4 • 274  
MOODY, ALA.  
MOODY HS

### HIGH SCHOOL

Unanimous 3-star recruit by On3, 247Sports, ESPN and Rivals ... Ranked by On3 as the No. 60 player in the state of Alabama and No. 129 offensive tackle in the nation ... Played in the North/South All-Star Game ... Tabbed Second Team 5A All-State by the Alabama Sports Writers Association ... Helped offense shatter the school's single-season scoring record by 110 points and win the program's first playoff game since 2004 ... Tabbed by ESPN as the 53rd-ranked player in Alabama and No. 130 offensive tackle ... Offered by Army, Georgia Tech and Tulane.



# MEET THE RED WOLVES

PLAYERS



**#48** **DEEP SNAPPER**  
**LUCAS OTT**  
 FRESHMAN • HS  
 6-3 • 232  
 WEBB CITY, MO.  
 WEBB CITY HS

### HIGH SCHOOL

Attended Webb City High School ... Was a defensive end, linebacker and long snapper ... Was a two-time Class 5A First Team All-State selection on defense ... A four-and-a-half star long snapper per Kohl's Professional Camps ... Attended the Kohl's National Scholarship Camp and averaged a snap time of .69 seconds ... At the Kohl's Underclassmen Challenge, he finished with the eighth highest overall charting score ... Recorded 89 tackles, four sacks, an interception and eight TFL as a senior ... Finished with 125 tackles, nine TFL and two forced fumbles in 2021.



**#29** **SAFETY**  
**JUSTIN PARKS**  
 JUNIOR • 2L  
 6-0 • 192  
 GARDENDALE, ALA.  
 GARDENDALE HS

### 2022

Arkansas State Athletics Director's Honor Roll member ... Appeared in 11 games with three starts ... Tallied 34 total tackles with 24 solo stops ... Responsible for 1.5 TFL for one yard ... Recorded a TFL in back-to-back games, at Louisiana and South Alabama ... Had eight multi-tackle performances ... Had a career-high six tackles in back-to-back games against UMass and Troy ... Recorded four pass breakups.

### 2021

Saw action in 10 games ... Registered seven tackles including six solo stops, all in the final four games of the season ... Recovered a fumble against Louisiana ... Had a season-high three tackles, twice, against Appalachian State and at ULM ... Mid-year signee who participated in A-State's spring camp ... Arkansas State Athletics Director's Honor Roll member.


### HIGH SCHOOL

3-star recruit by 247Sports and Rivals ... Listed as the No. 68 overall player in the state of Alabama and No. 133 cornerback in the 247Sports composite rankings ... Also recruited by schools such as Appalachian State, FAU, Georgia State,

Liberty, Louisiana, Memphis, Middle Tennessee, Southern Miss, South Alabama, Toledo, Troy and UAB.

### PARKS' CAREER DEFENSIVE STATISTICS

| YR           | GP        | UT        | AT        | TOT       | PD       | FR       | FF       | TFL        | SK         | INT      | QBH      |
|--------------|-----------|-----------|-----------|-----------|----------|----------|----------|------------|------------|----------|----------|
| 2021         | 10        | 6         | 1         | 7         | 0        | 1        | 0        | 0.0        | 0.0        | 0        | 0        |
| 2022         | 11        | 24        | 10        | 34        | 4        | 0        | 0        | 1.5        | 0.0        | 0        | 0        |
| <b>Total</b> | <b>21</b> | <b>30</b> | <b>11</b> | <b>41</b> | <b>4</b> | <b>1</b> | <b>0</b> | <b>1.5</b> | <b>0.0</b> | <b>0</b> | <b>0</b> |



**#13** **LINEBACKER**  
**GAVIN POTTER**  
 R-JUNIOR • TR  
 6-2 • 225  
 BROKEN ARROW, OKLA.  
 KANSAS

### KANSAS

Midyear signee who participated in A-State's 2023 spring camp ... Appeared in 37 career games across four seasons at Kansas, including 25 starts at linebacker ... Played in five games in 2022 for the Jayhawks ... Saw action in all 12 games in 2021 for the Jayhawks, drawing 11 starts ... Finished third among KU defenders with 78 tackles with an interception and 3.5 tackles for loss ... Played in eight of nine games in 2020, including five starts, finishing fourth with 35 tackles ... 2019 Big 12 Defensive Freshman of the Year, earning Honorable Mention All-Big 12 honors ... Played in all 12 of KU's games, starting on defense in the final eight contests ... Fourth on the team with 56 total tackles.

### HIGH SCHOOL

Earned a three-star rating from 247Sports.com and Rivals.com ... Helped lead Broken Arrow High School to a 6AI state championship with a perfect 13-0 record in 2018 ... Finalist for Oklahoma Defensive Player of the Year by the Tulsa World ... All-State First Team honoree by The Oklahoman and USA Today at linebacker, after playing on offense until his senior season ... Recorded 92 total tackles with two sacks including 52 solos his senior season ... He also added 23 tackles-for-loss, three fumble recoveries, two blocked kicks and an interception ... Also a standout wrestler, winning two state titles.

### POTTER'S CAREER DEFENSIVE STATISTICS

| YR           | GP        | UT        | AT        | TOT        | PD       | FR       | FF       | TFL         | SK         | INT      | QBH      |
|--------------|-----------|-----------|-----------|------------|----------|----------|----------|-------------|------------|----------|----------|
| 2019         | 12        | 37        | 19        | 56         | 1        | 0        | 0        | 3.5         | 1.5        | 0        | 5        |
| 2020         | 8         | 25        | 10        | 35         | 1        | 0        | 0        | 2.0         | 0.0        | 0        | 3        |
| 2021         | 12        | 46        | 32        | 78         | 2        | 0        | 0        | 5.0         | 1.0        | 1        | 1        |
| 2022         | 5         | 3         | 2         | 5          | 1        | 0        | 0        | 0.5         | 0.0        | 1        | 0        |
| <b>Total</b> | <b>37</b> | <b>11</b> | <b>63</b> | <b>174</b> | <b>5</b> | <b>0</b> | <b>0</b> | <b>11.0</b> | <b>2.5</b> | <b>2</b> | <b>9</b> |





# MEET THE RED WOLVES

PLAYERS



|                                  |               |
|----------------------------------|---------------|
| #93                              | DEFENSIVE END |
| <b>CALEN PRESSER</b>             |               |
| FRESHMAN • HS<br>6-7 • 210       |               |
| LIBERTY, MO.<br>LIBERTY NORTH HS |               |

### HIGH SCHOOL

Prepped at Liberty North High School ... Racked up 30 tackles (20 solo) and eight tackles for loss in 2023, to go along with three sacks ... Saw time on the offensive side of the ball as a tight end ... Standout javelin thrower for the Eagles in track and field ... Also received interest from Army West Point.



|   |             |
|---|-------------|
| #19   | QUARTERBACK |
| <b>WILL RICHARD</b>                         |             |
| FRESHMAN • HS<br>6-2 • 204                  |             |
| LAKE WORTH, FLA.<br>SANTALUCES COMMUNITY HS |             |

### HIGH SCHOOL

Three-star recruit by Rivals and On3, while earning 2 stars from 247Sports ... Threw for nearly 3,000 yards as a senior with a 40/2 TD-to-interception ratio ... One of the most efficient passers in the state of Florida, completing 184 of 288 passes for a 63.8-percent clip ... All-county selection by The Palm Beach Post ... Finalist for Palm Beach County's Player of the Year award ... Transferred to Santaluces from King's Academy after his junior season, immediately providing an impact for the Chiefs and leading them to a district title after finishing just 1-8 the season before ... Threw over 70 touchdown passes in his prep career to just 15 picks ... Fielded Power-5 offers from Arizona, Auburn, Utah and Vanderbilt, along with Buffalo, East Carolina, UTSA and others ... Received preferred walk-on invitations from Florida and Georgia.



|                            |        |
|----------------------------|--------|
| #92                        | PUNTER |
| <b>WILLIAM PRZYSTUP</b>    |        |
| R-SENIOR • 1L<br>6-4 • 247 |        |
| OVIDEO, FLA.<br>NEBRASKA   |        |

### 2022

Arkansas State Athletics Director's Honor Roll member ... Saw action in games in his first year as a member of the Red Wolves ... Recorded 21 punts for 913 yards ... Averaged 43.47 yards per punt ... Saw his best performance of the season come at Southern Miss where he recorded three punts for an average of 53.00 yards per punt ... Had a season-long punt of 61 at Southern Miss ... Recorded seven punts over 50 yards and five that landed inside the 20 yard line ... Had one kick off for 59 yards against South Alabama ... Registered a season-high five punts against UMass.

### NEBRASKA

Was a member of the Nebraska Scholar-Athlete Honor Roll three times ... Served as Nebraska's holder every game of the 2021 season and was the starting punter for the final nine games of the year ... Averaged 43.4 yards on 31 punts with 10 punts of 50 yards or longer and six punts downed inside the opponent's 20-yard line ... Unleashed an 84-yard punt on his only attempt against Northwestern, recording the second-longest punt in school history ... Earned the starting punter job the first six games of the 2020 season before missing the final two games ... Played in eight games in his first season at Nebraska, recording 11 touchbacks on his 34 kickoffs in 2019 ... Made his Husker debut in week two at Colorado, serving as Nebraska's kickoff specialist for the final three quarters.

### MICHIGAN STATE

Joined Nebraska in the summer of 2019 after transferring from Michigan State ... Appeared in four games as a true freshman with the Spartans in 2018, preserving a season of eligibility by utilizing his redshirt season ... On the year, he averaged 40.6 yards per punt with five punts of 50 yards or longer. He placed nine of his 27 punts inside the opponent's 20-yard line.

### HIGH SCHOOL

Was a three-time All-Seminole Conference selection at Oviedo High School in Florida ... Averaged 42.1 yards per punt as a senior with a pair of 60-yard punts ... Was selected to play



# MEET THE RED WOLVES

PLAYERS

in the Central Florida All-Star Game following his senior season ... Also competed in basketball.

### PRZYSTUP'S CAREER PUNTING STATISTICS

| YR           | GP        | ATT        | YDS         | LG        | AVG         | TB       | FC        | I20       | 50+       | BLK      |
|--------------|-----------|------------|-------------|-----------|-------------|----------|-----------|-----------|-----------|----------|
| 2018         | 4         | 27         | 1096        | 55        | 40.6        | 3        | 4         | 9         | 5         | 0        |
| 2019         | 8         | 0          | 0           | 0         | 0.0         | 0        | 0         | 0         | 0         | 0        |
| 2020         | 6         | 24         | 991         | 56        | 41.3        | 1        | 5         | 7         | 5         | 1        |
| 2021         | 12        | 31         | 1345        | 84        | 43.4        | 3        | 7         | 6         | 10        | 0        |
| 2022         | 8         | 21         | 913         | 61        | 43.5        | 0        | 3         | 5         | 7         | 0        |
| <b>Total</b> | <b>38</b> | <b>103</b> | <b>4345</b> | <b>84</b> | <b>42.2</b> | <b>7</b> | <b>19</b> | <b>27</b> | <b>27</b> | <b>1</b> |

\* 2018 Stats from Michigan State | 2019-21 Stats from Nebraska

### PRZYSTUP'S CAREER KICKOFF STATISTICS

| YR           | GP        | ATT       | YDS         | AVG         | TB        | OB       |
|--------------|-----------|-----------|-------------|-------------|-----------|----------|
| 2019         | 8         | 34        | 2043        | 60.1        | 11        | 2        |
| 2020         | 6         | 0         | 0           | 0.0         | 0         | 0        |
| 2021         | 12        | 0         | 0           | 0.0         | 0         | 0        |
| 2022         | 8         | 1         | 59          | 59.0        | 0         | 0        |
| <b>Total</b> | <b>34</b> | <b>35</b> | <b>2102</b> | <b>60.0</b> | <b>11</b> | <b>2</b> |


\*2019-21 Stats from Nebraska



**#95** DEFENSIVE END  
**THOMAS PUHEK**  
FRESHMAN • HS  
6-2 • 248  
ZEPHYRHILLS, FLA.  
CARROLLWOOD DAY HS

### HIGH SCHOOL

Played his junior and senior seasons at Carrollwood Day High School in the Tampa area ... Selected for the 2022 Hillsborough County All-Star game ... Tallied 23 tackles, including eight for loss, in seven games played as a senior ... Racked up 48 tackles and eight sacks in 2021 ... Also offered by Florida Atlantic, FIU and Utah.



**#1** QUARTERBACK  
**JAYLEN RAYNOR**  
FRESHMAN • HS  
6-0 • 204  
KERNERSVILLE, N.C.  
EAST FORSYTH HS

### HIGH SCHOOL

Midyear signee who participated in A-State's 2023 spring camp ... Received 3 stars from On3 and 2 stars from Rivals ... Ranked by On3 as the No. 18 player in North Carolina and 26th-best dual-threat quarterback ... Led East Forsyth to a 12-1 record and the third round of the NCHSAA 4A playoffs ... Honorable Mention all-state pick ... Mr. North Carolina Football finalist ... Completed 186 of 285 passes for 2,944 yards with 40 touchdowns to just three interceptions in 2022 ... Also rushed for 1,259 yards on 145 carries and 17 scores ... Scored 32 total touchdowns

(19 passing, 13 rushing) as a junior, throwing for 2,304 yards and adding 973 more on the ground ... Earned JournalNow.com All-Area First Team and All-Central Piedmont 4A honors ... Offered by Army, Air Force, Navy, UMass and Miami (Ohio).



**#14** SAFETY  
**JAMES REED III**  
SOPHOMORE • 1L  
5-11 • 183  
NASHVILLE, TENN.  
FATHER RYAN HS

### 2022

Appeared in 10 games ... Finished with six tackles including three in the final two contests ... Recorded four solo stops.

### HIGH SCHOOL

Earned D2 AAA All-Region honors as a senior ... Helped lead Father Ryan High School to the state playoffs ... Rated as a two-star cornerback by Rivals ... Speedy defensive back who is also a standout on the track for Father Ryan HS ... Finished fifth in the 100 meters at the 2021 TSSAA State Track Championships ... Also recruited by schools such as Northwestern, Middle Tennessee, Liberty, Western Kentucky and Marshall.

### REED III'S CAREER DEFENSIVE STATISTICS

| YR   | GP | UT | AT | TOT | PD | FR | FF | TFL | SK  | INT | QBH |
|------|----|----|----|-----|----|----|----|-----|-----|-----|-----|
| 2022 | 10 | 4  | 2  | 6   | 0  | 0  | 0  | 0.0 | 0.0 | 0   | 0   |



**#7** WIDE RECEIVER  
**COREY RUCKER**  
R-SOPHOMORE • 2L  
6-0 • 210  
BENTONIA, MISS.  
SOUTH CAROLINA

### SOUTH CAROLINA

Midyear signee who participated in A-State's 2023 spring camp ... Appeared in just two games at South Carolina in 2022 before going down to injury, recording one catch for 52 yards against Charlotte (Sept. 24), going for a touchdown.

### 2021 (A-STATE)

FWAA Freshman All-America ... Second Team All-Sun Belt Conference ... Phil Steele Second Team All-Sun Belt ... CoSIDA First Team Academic All-District 6 ... SBC Offensive Player of the Week (S. 6) ... CSM Sun Belt Conference Offensive Player of the Week (S. 7) ... Athlon Sports Preseason



Fourth Team All-Sun Belt Conference ... PFF Preseason Second Team All-Sun Belt Conference ... During A-State's spring camp, earned the team's offensive "consistency in performance" award ... Arkansas State Athletic Director's Honor Roll member ... Led the team and ranked fifth in the Sun Belt with 826 receiving yards on 59 catches ... Scored nine receiving touchdowns, leading the team and ranking second in the league ... Finished with three 100-plus yard receiving games including a career-high 138 yards receiving against Central Arkansas in the season opener ... Recorded a long reception of 37 yards at Tulsa, a game where he also finished with 115 receiving yards ... Had four games with at least seven catches ... Scored a season-high three touchdowns against Central Arkansas ... Had two multi-touchdown games ... Finished with two carries for 20 yards and a touchdown ... Recorded one solo tackle versus Georgia Southern.

## 2020

Saw action in eight games as a true freshman, including one as a starter ... Completed the season with 16 receptions for 453 yards and five touchdowns ... Named the Sun Belt Conference Offensive Player of the Week, College Football Performance (CFPA) National Performer of the Week and College Sports Madness National Player of the Week, while also earning an ESPN College Football Helmet Sticker for his performance in A-State's season finale against ULM ... Broke the NCAA FBS record for single-game receiving yards by a freshman during the ULM contest, recording a school-record 310 yards and four touchdowns on nine receptions ... His 310 yards against the Warhawks were also the second most in Sun Belt Conference history and the most by an FBS player since 2016 ... Tied the school record for touchdown receptions in a game with four, which also matched the second most ever by a Sun Belt player ... Averaged 34.4 yards per catch in the contest for the fifth-best average in SBC history ... Caught at least one pass in six games, including three with multiple receptions ... In addition to his 310-yard outburst against ULM, posted 56 receiving yards versus Central Arkansas, 40 against Georgia State and 39 at Kansas State ... Also posted one touchdown reception against UCA ... Arkansas State Athletics Director's Honor Roll member.

## HIGH SCHOOL

Completed his senior season at Yazoo County with 56 receptions for 996 yards and 14 total touchdowns ... Averaged 76.6 yards per game and almost 18 yards per catch ... Named Class 3A First Team All-State by the Mississippi Association of Coaches ... Played in the All-Star Football Classic game, helping lead the North squad to a 28-7 victory ... Played his junior year at Madison Central, catching 21 passes for 324 yards and four touchdowns ... Listed as a 3-star prospect by 247Sports, which tabs him as the No. 38 overall player in the state and No. 213 wide receiver in the nation ... ESPN 3-star prospect rated as the No. 27 player in the state and No. 151 wide receiver in the country ... Rivals two-star prospect ... Also recruited by schools such as South Alabama and ULM.

PLAYERS

### RUCKER'S CAREER RUSHING STATISTICS


| YR           | GP        | NO       | YDS       | AVG/R       | TD       | LG        | AVG/G      |
|--------------|-----------|----------|-----------|-------------|----------|-----------|------------|
| 2020         | 8         | 0        | 0         | 0.0         | 0        | 0         | 0.0        |
| 2021         | 12        | 2        | 20        | 10.0        | 1        | 11        | 1.7        |
| 2022         | 2         | 0        | 0         | 0.0         | 0        | 0         | 0.0        |
| <b>Total</b> | <b>22</b> | <b>2</b> | <b>20</b> | <b>10.0</b> | <b>1</b> | <b>11</b> | <b>0.1</b> |

*\*2022 Stats from South Carolina*

### RUCKER'S CAREER RECEIVING STATISTICS

| YR           | GP        | NO        | YDS         | AVG/C       | TD        | LG        | REC/G      | AVG/G       |
|--------------|-----------|-----------|-------------|-------------|-----------|-----------|------------|-------------|
| 2020         | 8         | 16        | 453         | 28.3        | 5         | 69        | 2.0        | 56.6        |
| 2021         | 12        | 59        | 826         | 14.0        | 9         | 11        | 4.9        | 68.8        |
| 2022         | 2         | 1         | 52          | 52.0        | 1         | 52        | 0.5        | 26.0        |
| <b>Total</b> | <b>22</b> | <b>76</b> | <b>1331</b> | <b>17.5</b> | <b>15</b> | <b>69</b> | <b>3.4</b> | <b>60.5</b> |

*\*2022 Stats from South Carolina*



**#82** WIDE RECEIVER

**PEARCE RUSSELL**

FRESHMAN • HS  
6-0 • 184

BENTON, LA.  
BENTON HS

## HIGH SCHOOL

2022 Louisiana Football Coaches Association 5A All-State first-team selection ... Also earned Louisiana Sports Writers Associate 5A all-state honors ... Led Benton High School with 89 catches for 1,566 yards and 20 total touchdowns ... 2022 Shreveport Times Offensive Player of the Year and Shreveport-Bossier Journal All-Metro ... Chose the Red Wolves over ULM, Central Arkansas, Northwestern State and others.



# MEET THE RED WOLVES

PLAYERS



**#91** DEFENSIVE LINEMAN

**ASHTIN RUSTEMEYER**

R-FRESHMAN • RS  
6-1 • 300

ST. LOUIS, MO.  
LUTHERAN HS

## 2022

Arkansas State Athletics Director's Honor Roll member ... Appeared in three games ... Redshirted ... Finished with a career-high two tackles in the win against UMass ... Also notched 1.0 TFL for three yards against the Minutemen ... Had two solo tackles, one against UMass and one at Texas State.

## HIGH SCHOOL

Consensus 3-star prospect by 247Sports.com, Rivals.com and ESPN.com ... Rated as the No. 183 defensive lineman in the nation and No. 27 overall player in Missouri in 247Sports' composite rankings ... Ranked as the No. 25 overall player in Missouri by Rivals ... Listed as the No. 111 defensive tackle in the nation, No. 311 player in the Midlands region and No. 24 overall player in Missouri by ESPN.com ... Helped lead Lutheran High School to the 2021 state championship ... As a senior, named Class 3-A Lineman of the Year, and first team all-state, all-district and all-conference ... Completed the 2021 season with 74 tackles, 18.0 tackles for loss, 5.0 sacks, 5 fumble recoveries, 2 forced fumbles and 18 quarterback hurries ... Also recruited by schools such as Kansas, Rice, Ball State, Buffalo, Illinois, Air Force, Army, Iowa, Nebraska and Northwestern.

### RUSTEMEYER'S CAREER DEFENSIVE STATISTICS

| YR   | GP | UT | AT | TOT | PD | FR | FF | TFL | SK  | INT | QBH |
|------|----|----|----|-----|----|----|----|-----|-----|-----|-----|
| 2022 | 3  | 2  | 1  | 3   | 0  | 0  | 0  | 1.0 | 0.0 | 0   | 0   |



**#88** WIDE RECEIVER

**CARTER SALZMAN**

FRESHMAN • HS  
5-10 • 175

PLATTE CITY, MO.  
PLATTE COUNTY HS

## HIGH SCHOOL

Recorded 1,146 all-purpose yards to go along with five touchdowns and 48 receptions as a junior en route to all-conference honors ... Also a track and field standout for the Pirates.



**#10** LINEBACKER

**JORDAN SAMPLE**

FRESHMAN • HS  
6-2 • 210

MISSOURI CITY, TEXAS  
FORT BEND MARSHALL HS

## HIGH SCHOOL

Three-star recruit by On3, 247Sports and ESPN, while rated as a 2-star by Rivals ... Ranked by ESPN as the No. 90 linebacker in the nation and No. 228 overall player in Texas ... Tabbed by 247Sports as the 124th-ranked linebacker nationally and No. 232 overall in Texas ... Helped lead Fort Bend Marshall to a 12-2 overall record and unbeaten 7-0 mark in district play, reaching the state quarterfinals ... Part of two district-championship squads at Fort Bend Marshall ... Totaled 167 tackles over the last two seasons, including 104 as a senior in 2022 ... Tallied 27 total tackles for loss, including 18.0 this past season ... Also offered by Missouri, Marshall, Memphis, Texas State and Wyoming, among others.



**#20** RUNNING BACK

**MIKE SHARPE II**

SOPHOMORE • 1L  
5-11 • 193

PINSON, ALA.  
PINSON VALLEY HS

## 2022

Arkansas State Athletics Director's Honor Roll member ... Saw action in all 12 games ... Had 54 rushing yards on 17 carries with a touchdown ... Scored his touchdown in the win against Grambling ... Had a long run of 12 yards against Grambling ... Registered a tackle at Old Dominion on special teams.

## HIGH SCHOOL

Midyear signee who participated in A-State's 2022 spring camp ... Listed as a 3-star prospect by 247Sports.com and ESPN.com ... Per 247Sports' composite ratings, listed as the No. 122 running back in the nation and No. 64 overall player in the state of Alabama ... Helped lead Pinson Valley to a pair of state titles in 2018 and 2020, as well as a 9-4 record and another trip to the state playoffs in 2021 ... Also recruited by schools such as Memphis, Marshall, New Mexico, South Alabama, Western Kentucky, Air Force, Charlotte, Georgia Southern, East Carolina, Georgia State, Middle Tennessee, Army and Mississippi State.





### SHARPE II'S CAREER RUSHING STATISTICS

| YR   | GP | NO | YDS | AVG/R | TD | LG | AVG/G |
|------|----|----|-----|-------|----|----|-------|
| 2022 | 12 | 17 | 54  | 3.2   | 1  | 12 | 4.5   |



**#46** **CORNERBACK**  
**CHARLES SHELTON IV**  
 R-SENIOR • 1L  
 5-11 • 160  
 MARYLAND HEIGHTS, MO.  
 EASTERN ILLINOIS

### 2022

Arkansas State Athletics Director's Honor Roll member ... Saw action in 12 games ... Posted a tackle against Grambling, at Old Dominion, at Louisiana and against Troy ... Had 0.5 TFL for one year against Old Dominion.

### EASTERN ILLINOIS

Played in 27 games across four years at Eastern Illinois, including his redshirt and COVID (2020) seasons ... Starter on the special teams unit and reserve defensive back for the Panthers ... Returned a blocked punt for a touchdown in 2021 versus Illinois State ... Recorded 11 tackles (nine solo) in 2019.

### HIGH SCHOOL

Played wide receiver and cornerback at Pattonville High School in the St. Louis metro area ... First Team Missouri Class 5A all-state and St. Louis All-Metro ... Helped PHS post a 10-4-1 mark and reaching the 5A state championship game ... Hauled in 46 catches for 895 yards and 13 scores on offense, while making 57 tackles with four interceptions on defense to go along with a pair of special teams touchdowns ... All-State performer in track, running a 100-meter time of 10.7.

### SHELTON'S CAREER DEFENSIVE STATISTICS

| YR   | GP | UT | AT | TOT | PD | FR | FF | TFL | SK  | INT | QBH |
|------|----|----|----|-----|----|----|----|-----|-----|-----|-----|
| 2022 | 12 | 3  | 1  | 4   | 0  | 0  | 0  | 0.0 | 0.0 | 0   | 0   |



**#5** **QUARTERBACK**  
**J.T. SHROUT**  
 R-SENIOR • TR  
 6-3 • 215  
 SANTA CLARITA, CALIF.  
 COLORADO

### COLORADO

Played in nine games in 2022, completing 90 passes for 1,220 yards and seven touchdowns ... Came off the bench to throw the game-winning touchdown against Cal in overtime, completing 8-of-12 passes for 69 yards ... Completed 13-of-23 passes for 157 yards and a touchdown against eventual CFP runner-up TCU.

### TENNESSEE

Played in eight games for the Volunteers, starting one ... Completed 37-of-69 passes (.536) for 494 yards with five touchdowns and three interceptions ... In 2020, he played in four games, completing 24-of-42 passes (.571) for 315 yards with four touchdowns and three interceptions ... Had two passing touchdowns against Vanderbilt ... Against No. 6 Florida, he completed a career-high 12 passes and threw a touchdown ... In 2019, he played in four games with one start, going 13-of-27 passing for 179 yards and a touchdown... He did not see action in 2018 as a true freshman.

### HIGH SCHOOL

Consensus three-star prospect ... Ranked by 247 Sports as the No. 26 pro-style quarterback in the 2018 class and a top-70 player out of California ... ESPN ranked him as the No. 34 pocket passing quarterback and a top-60 player in the state ... Rivals listed him as the No. 15 pro-style quarterback in the class... Prepped at Hart High School, helping his team to an 8-4 mark in his senior season and a trip to the state playoff quarterfinals ... Compiled a 233-of-450 passing mark in his career for 3,304 yards with 29 touchdowns and 84 rushes for 311 yards and five touchdowns ... Started his senior season and completed 211-of-414 passes for 3,064 yards and 27 touchdowns that season ... Also had 70 rushes for 262 yards and four touchdowns ... Recorded four 300-yard passing games his senior season with Hart compiling a 3-1 record in those games, while throwing for three-plus touchdowns five times.



# MEET THE RED WOLVES

PLAYERS

### SHROUT'S CAREER PASSING STATISTICS

| YR           | GP        | EFF           | C-A-1             | YDS         | TD        | LG        | PCT         | AVG/G        |
|--------------|-----------|---------------|-------------------|-------------|-----------|-----------|-------------|--------------|
| 2019         | 4         | 162.61        | 13-27-0           | 179         | 1         | 55        | .481        | 44.8         |
| 2020         | 4         | 137.29        | 24-42-3           | 315         | 4         | 46        | .571        | 78.8         |
| 2021         | 0         | 0.0           | 0-0-0             | 0           | 0         | -         | .000        | 0.0          |
| 2022         | 9         | 98.32         | 90-203-8          | 1220        | 7         | 81        | .443        | 135.6        |
| <b>Total</b> | <b>17</b> | <b>106.09</b> | <b>127-272-11</b> | <b>1714</b> | <b>12</b> | <b>81</b> | <b>.467</b> | <b>100.8</b> |

### SHROUT'S CAREER RUSHING STATISTICS

| YR           | GP        | NO        | YDS       | AVG/R       | TD       | LG        | AVG/G       |
|--------------|-----------|-----------|-----------|-------------|----------|-----------|-------------|
| 2019         | 4         | 3         | 4         | 1.3         | 0        | 10        | 1.0         |
| 2020         | 4         | 8         | 4         | 0.5         | 0        | 11        | 1.0         |
| 2021         | 0         | 0         | 0         | 0.0         | 0        | -         | 0.0         |
| 2022         | 9         | 30        | -15       | -0.5        | 0        | 12        | -1.6        |
| <b>Total</b> | <b>17</b> | <b>41</b> | <b>-7</b> | <b>-0.2</b> | <b>0</b> | <b>12</b> | <b>-0.4</b> |

\*2019-20 Stats from Tennessee | 2021-22 Stats from Colorado



**#8 SAFETY**  
**EDDIE SMITH**  
 R-SENIOR • 1L  
 6-0 • 212  
 SLIDELL, LA.  
 ILLINOIS/ALABAMA

### 2022

Was named to the Wuerffel Watch List ... Arkansas State Athletics Director's Honor Roll member ... Appeared in all 12 contests with starts in nine of them ... Finished fifth on the team with 58 total tackles including 35 solo stops ... Had his first TFL against South Alabama ... Led the team with two interceptions, one in the season-opening win against Grambling State and one at Southern Miss returned for 15 yards ... Finished with six pass breakups.

### ILLINOIS

Member of the 2021 Illinois team before transferring to Arkansas State ... Played in four games at Illinois as a redshirt sophomore in 2021, recording four tackles (all solo stops).

### ALABAMA

Spent the 2018-20 seasons at Alabama ... Recognized as a versatile defender for Alabama in 2020 who could multiple positions in the secondary ... Saw action in two games against Mississippi State and Kentucky ... Played in one game in 2019 against New Mexico State and redshirted at the end of the season ... As a true freshman in 2019, built a role on special teams for Alabama ... Played in six games ... Saw his first career action against Louisiana and followed with playing time against Arkansas, Missouri, Tennessee, The Citadel and Oklahoma.


### HIGH SCHOOL

Was an outstanding defensive back prospect with excellent versatility, explosiveness and ball skills at Salmen (La.) High School ... Three-star prospect who garnered interest from across the country ... Ranked as the No. 27 cornerback by 247Sports and the No. 11 player in the state of Louisiana ... No. 42 cornerback in the 247Composite and the No. 15 player in Louisiana ... Rated as the 47th cornerback back by Rivals.com and the No. 17 player in Louisiana ... ESPN's No. 61 cornerback ... Earned honorable mention 4A All-State honors by the Louisiana Sports Writers Association ... Registered 29 tackles with three interceptions and a forced fumble as a senior while adding 35 receptions for 628 yards and nine touchdowns on the offensive side of the ball ... Posted 30 tackles in 2016 as a junior with two interceptions, including one returned for a touchdown on defense with 11 catches for 275 yards and five scores on offense ... Chose Alabama over Missouri, Mississippi State and Tennessee in the SEC along with Arizona State and TCU.

### SMITH'S CAREER DEFENSIVE STATISTICS

| YR           | GP        | UT        | AT        | TOT       | PD       | FR       | FF       | TFL        | SK         | INT      | QBH      |
|--------------|-----------|-----------|-----------|-----------|----------|----------|----------|------------|------------|----------|----------|
| 2018         | 7         | 0         | 0         | 0         | 0        | 0        | 0        | 0.0        | 0.0        | 0        | 0        |
| 2019         | 1         | 0         | 0         | 0         | 0        | 0        | 0        | 0.0        | 0.0        | 0        | 0        |
| 2020         | 2         | 0         | 0         | 0         | 0        | 0        | 0        | 0.0        | 0.0        | 0        | 0        |
| 2021         | 10        | 4         | 0         | 4         | 0        | 0        | 0        | 0.0        | 0.0        | 0        | 0        |
| 2022         | 12        | 35        | 23        | 58        | 8        | 0        | 0        | 0.5        | 0.0        | 2        | 0        |
| <b>Total</b> | <b>32</b> | <b>39</b> | <b>23</b> | <b>62</b> | <b>8</b> | <b>0</b> | <b>0</b> | <b>0.5</b> | <b>0.0</b> | <b>2</b> | <b>0</b> |

\*2018-20 Stats from Alabama | 2021 Stats from Illinois



**#65 OFFENSIVE LINEMAN**  
**NOAH SMITH**  
 R-SOPHOMORE • 1L  
 6-7 • 311  
 LOCUST FORK, ALA.  
 LOCUST FORK HS

### 2022

Arkansas State Athletics Director's Honor Roll member ... An A-State Scholar Athlete ... Appeared in 11 games with a pair of starts at Old Dominion and against ULM ... Saw action on the offensive line and on special teams.

### 2021

Did not see any game action ... Redshirted ... Arkansas State Athletic Director's Honor Roll.

### HIGH SCHOOL

Two-time first team all-region selection ... First team all-county offense ... Second team all-



# MEET THE RED WOLVES

PLAYERS

county defense ... Also a varsity track & field letterman ... 3-star prospect by 247Sports, which lists him as the No. 103 player in the state of Alabama and No. 221 offensive tackle in the nation ... Rated a 3-star prospect by ESPN, listing him as the No. 86 overall player in the state and No. 203 offensive tackle in the country ... Rivals 2-star prospect.

|  |   |                       |
|--|---|-----------------------|
|  | <b>#68</b>                                  | <b>OFFENSIVE LINE</b> |
|  | <b>TRISTIAN SMITH</b>                       |                       |
|  | R-SOPHOMORE • RS<br>6-3 • 296               |                       |
|  | CROSSETT, ARK.<br>TRINITY VALLEY (TEXAS) CC |                       |

### 2022

Did not see game action ... Redshirted.

### TRINITY VALLEY CC

Played in two games during the 2021 season as a true freshman.

### HIGH SCHOOL

Varsity football letterman at Crossett High School.

|  |                            |                     |
|--|----------------------------|---------------------|
|  | <b>#4</b>                  | <b>RUNNING BACK</b> |
|  | <b>BRIAN SNEED</b>         |                     |
|  | R-JUNIOR • TR<br>6-1 • 211 |                     |
|  | TAMPA, FLA.<br>AUSTIN PEAY |                     |

### 2022

Appeared in eight games with one start ... Finished the season ranked second on the team with 299 rushing yards ... Led the squad with six rushing touchdowns and tied for 10th in the Sun Belt Conference ... Had a career-high 74 rushing yards against ULM ... Posted a pair of rushing touchdowns, twice, at Memphis and against ULM ... Had a career-long run of 29 yards at Memphis ... Had three rushes of at least 20 yards ... Pulled in 46 receiving yards on nine catches ... Had a long catch of 14 yards against ULM.

### AUSTIN PEAY

Was a member of the Governor's football program from 2020-21 ... Named to the OVB All-Newcomer Team ... Was the FCS National Offensive Player of the Week and the OVC Offensive Player of the Week on March 1 and 2, 2021 ... Earned a spot on the OVC Commissioner's Honor Roll (2020-21) and the Athletic Director's Honor Roll during the spring

of 2021 and 2022 ... Played in 10 games during his second season at Austin Peay in 2021 ... Continued to put out strong performances against Tennessee State with seven rushes for 73 yards and a 66-yard touchdown in first game against the Tigers (Oct. 2) and added 32 yards on two kick returns ... Had season's best outing at Murray State (Oct. 23) with 15 carries for 133 yards and two touchdowns ... Enjoyed season's second multi-score outing against Eastern Illinois with 104 total yards on 18 touches and two rushing touchdowns ... Finished the season with 494 rushing yards on 92 carries and five touchdowns, adding 80 yards on kick returns and 16 receiving yards ... Played in seven games during his first season in Clarksville ... Led the OVC in rushing during the spring with 434 yards on the ground, finding the end zone four times ... Ran for 186 yards and a trio of touchdowns on his first three carries against Tennessee State (Feb. 28) and set the FCS single-quarter record with 204 rushing yards in the first 15 minutes of the contest ... Finished the TSU game with 227 yards – the third-best single-game rushing mark in program history – and earned FCS National Offensive Player of the Week honors, becoming the first Governor to earn a STATS national weekly award since 2017 (Devin Stuart, Kyran Moore), also named OVC Offensive Player and Newcomer of the Week ... Started a 138-yard performance against Southeast Missouri (March 14) by finding the endzone on his first carry for the second-straight game ... Prior to Austin Peay, competed in eight games at Iowa Western, finishing with 364 yards and eight touchdowns on 92 carries ... Had 100-yard rushing performances against Coffeyville (106 yards, TD) and at Fort Scott (112 yards, 2 TD) ... Began career at Ohio State, where he played two games as a freshman, finishing with 11 carries for 37 yards and a touchdown.

### HIGH SCHOOL

Was a consensus four-star prospect for head coach Evan Davis at Armwood High School ... Was the country's No. 66 overall prospect according to Rivals and No. 80 overall prospect by 247Sports ... 247Sports' No. 4 running back and No. 17 player in Florida... Rushed for 1,378 yards and 16 touchdowns in 15 games during his senior year, leading Armwood (14-1) to the 6A state finals ... In three seasons as a starter, ran for 3,506 yards and 48 touchdowns while adding 49 receptions for 569 yards and five TDs ... Opened his senior season with a 200-yard performance



# MEET THE RED WOLVES

PLAYERS

with two touchdowns in a victory over Tampa Bay Tech... chosen to play in the Under Armour All-America Game.

### SNEAD'S CAREER RUSHING STATISTICS

| YR           | GP        | NO         | YDS         | AVG/R      | TD        | LG        | AVG/G       |
|--------------|-----------|------------|-------------|------------|-----------|-----------|-------------|
| 2020         | 7         | 95         | 522         | 5.5        | 4         | 75        | 74.6        |
| 2021         | 10        | 92         | 494         | 5.4        | 5         | 66        | 49.4        |
| 2022         | 8         | 81         | 299         | 3.7        | 6         | 29        | 37.4        |
| <b>Total</b> | <b>25</b> | <b>168</b> | <b>1315</b> | <b>7.8</b> | <b>15</b> | <b>75</b> | <b>52.6</b> |

### SNEAD'S CAREER RECEIVING STATISTICS

| YR           | GP        | NO        | YDS       | AVG/C      | TD       | LG        | REC/G      | AVG/G      |
|--------------|-----------|-----------|-----------|------------|----------|-----------|------------|------------|
| 2020         | 7         | 5         | 24        | 4.8        | 0        | 7         | 0.7        | 3.4        |
| 2021         | 10        | 4         | 13        | 3.3        | 0        | 11        | 0.4        | 1.3        |
| 2022         | 8         | 9         | 46        | 5.1        | 0        | 14        | 1.1        | 5.8        |
| <b>Total</b> | <b>25</b> | <b>18</b> | <b>83</b> | <b>4.6</b> | <b>0</b> | <b>14</b> | <b>0.7</b> | <b>3.3</b> |

### SNEAD'S CAREER KICK RETURN STATISTICS

| YR           | GP        | NO       | YDS       | TD       | LG        | AVG/R       | AVG/G      |
|--------------|-----------|----------|-----------|----------|-----------|-------------|------------|
| 2020         | 7         | 0        | 0         | 0        | 0         | 0.0         | 0.0        |
| 2021         | 10        | 5        | 80        | 0        | 21        | 16.0        | 8.0        |
| 2022         | 8         | 0        | 0         | 0        | 0         | 0.0         | 0.0        |
| <b>Total</b> | <b>25</b> | <b>5</b> | <b>80</b> | <b>0</b> | <b>21</b> | <b>16.0</b> | <b>4.7</b> |

\*2020-21 Stats from Austin Peay



**#47** LINEBACKER

**CADEN SOLANO**

FRESHMAN • HS  
6-1 • 220

LITTLE ROCK, ARK.  
LITTLE ROCK CHRISTIAN ACADEMY

### HIGH SCHOOL

Prepped at Little Rock Christian Academy ... Helped the Warriors to the 5A state title in 2018, while also helping LRCA to state championship appearances in 2019 and 2020.



**#12** TIGHT END

**EMMANUEL STEVENSON**

JUNIOR • 2L  
6-3 • 233

EUFALA, ALA.  
EUFALA HS

### 2022

Arkansas State Athletics Director's Honor Roll member ... Started in six of the 12 games played at tight end ... Responsible for 74 receiving yards on 13 catches ... Had a season-long catch of 15 yards against Troy ... Finished with multiple catches four times and a season-high three catches at Ohio State.

### 2021


Honorable Mention All-Sun Belt Conference ... Appeared in 10 games with seven starts at tight end ... Earned his first start against Tulsa ... Hauled in 193 receiving yards with two touchdowns ... Recorded a season-high 39 receiving yards against Memphis ... Had six multi-catch contests with a season-high of four catches against Tulsa and Appalachian State ... Arkansas State Athletic Director's Honor Roll.

### HIGH SCHOOL

Posted 72 career receptions for 878 yards and nine touchdowns ... Caught 39 passes for 416 yards and four touchdowns in 2020 season ... Registered 462 receiving yards and five scores in 2019 ... Helped Eufaula to 9-3 record in 2020 as the Tigers advanced to the second round of the 6A playoffs ... 3-star recruit by ESPN ... 2-star recruit by 247Sports ... Listed in ESPN rankings as No. 60 tight end and No. 83 overall player from the state of Alabama ... Listed in 247Sports composite rankings as No. 110 tight end and No. 94 overall player in the state of Alabama ... Also recruited by schools such as Coastal Carolina and South Alabama.

### STEVENSON'S CAREER RECEIVING STATISTICS

| YR           | GP        | NO        | YDS        | AVG/C      | TD       | LG        | REC/G      | AVG/G       |
|--------------|-----------|-----------|------------|------------|----------|-----------|------------|-------------|
| 2021         | 10        | 22        | 193        | 8.8        | 2        | 25        | 2.2        | 19.3        |
| 2022         | 12        | 13        | 74         | 5.7        | 0        | 15        | 1.1        | 6.2         |
| <b>Total</b> | <b>22</b> | <b>35</b> | <b>267</b> | <b>7.6</b> | <b>2</b> | <b>25</b> | <b>1.6</b> | <b>12.1</b> |



**#26** CORNERBACK

**MANNY STOKES JR.**

JUNIOR • TR  
5-10 • 166

ORLANDO, FLA.  
COASTAL CAROLINA

### COASTAL CAROLINA

Midyear signee who participated in A-State's 2023 spring camp ... Played in nine games for Coastal Carolina in 2022, racking up a career-high 24 total tackles (14 solo) ... 2021 Phil Steele Sun Belt Conference fourth team (kick returner) ... Saw action in all 13 games for the Chanticleers on defense as a cornerback and nickel back, but primarily on special teams, lining up on kickoff returns, kickoff defense and punt defense ... Returned a team-high 13 kickoffs for 239 yards, including a season-long 41 yards at Buffalo (9/18/21) ... Played in all 12 games as a true freshman in 2020, mostly on special teams.





## HIGH SCHOOL

Three-star cornerback by ESPN and 247 Sports ... Ranked as high as No. 30 in the Orlando Sentinel's Central Florida Super60 class of 2020 rankings ... Played both cornerback and wide receiver at Lake Nona High School ... First team All-Area as a senior by the Orlando Sentinel as a senior ... Tabbed 2019 All-Metro East Team as both a wideout (first team) and defensive back (second team) ... Named the DB MVP at the Nike Opening Camp in Orlando in spring 2019 ... Received an invitation to play in the Florida vs. Georgia High School Showcase game, as well as the Central Florida All-Star Game.

### STOKES JR.'S CAREER DEFENSIVE STATISTICS

| YR           | GP        | UT        | AT        | TOT       | PD       | FR       | FF       | TFL        | SK         | INT      | QBH      |
|--------------|-----------|-----------|-----------|-----------|----------|----------|----------|------------|------------|----------|----------|
| 2020         | 12        | 4         | 3         | 7         | 0        | 0        | 0        | 0.0        | 0.0        | 0        | 0        |
| 2021         | 13        | 10        | 7         | 17        | 2        | 1        | 0        | 1.5        | 0.0        | 0        | 0        |
| 2022         | 9         | 14        | 10        | 24        | 2        | 0        | 0        | 1.5        | 0.0        | 0        | 0        |
| <b>Total</b> | <b>34</b> | <b>28</b> | <b>20</b> | <b>48</b> | <b>4</b> | <b>1</b> | <b>0</b> | <b>3.0</b> | <b>0.0</b> | <b>0</b> | <b>0</b> |

\*2020-22 Stats from Coastal Carolina



**#21** **LINEBACKER**

**MELIQUE STRAKER**

SENIOR • 2L  
5-10 • 210

BRAMPTON, ONTARIO  
CARLETON UNIVERSITY

## 2022

Saw action in 11 games with seven starts at linebacker ... Second on the team with 81 tackles and 8.0 TFL ... Registered a career-high 2.0 sacks for seven yards at Texas State ... Had four double-digit tackle performances with a career-high 14 at Texas State ... Recorded a career-high 2.5 TFL at Old Dominion ... Responsible for a pair of pass breakups at Ohio State and at Old Dominion ... Forced a fumble at Memphis.

## 2021

Appeared in 10 games with starts in five contests at linebacker ... Finished sixth on the team with 50 tackles ... Posted a career-high 14 tackles versus Georgia State ... His 14 tackles against the Panthers tied the team season-high along with Ely Alexander's 14 stops versus Tulsa ... Also recorded a career-high 2.0 TFL against the Panthers for four yards ... Finished with 2.5 TFL for the year ... Recorded a forced fumble at Georgia State ... Posted eight multi-tackle games with of those games notching at least seven total tackles ... Recorded 20 of his 50 tackles in the final two games of the season.

## CARLETON UNIVERSITY

Played his first two seasons at Carleton University before COVID-19 canceled the 2021 season.

## HIGH SCHOOL

Competed for Saint Francis in Hamburg, N.Y.

### STRAKER'S CAREER DEFENSIVE STATISTICS

| YR           | GP        | UT        | AT        | TOT        | PD       | FR       | FF       | TFL         | SK         | INT      | QBH      |
|--------------|-----------|-----------|-----------|------------|----------|----------|----------|-------------|------------|----------|----------|
| 2021         | 10        | 30        | 20        | 50         | 0        | 0        | 1        | 2.5         | 0          | 0        | 0        |
| 2022         | 11        | 39        | 42        | 81         | 2        | 0        | 1        | 8.0         | 2.0        | 0        | 0        |
| <b>Total</b> | <b>21</b> | <b>69</b> | <b>62</b> | <b>131</b> | <b>2</b> | <b>0</b> | <b>2</b> | <b>10.5</b> | <b>2.0</b> | <b>0</b> | <b>0</b> |



**#7** **DEFENSIVE LINEMAN**

**TERION SUGICK**

R-SOPHOMORE • 1L  
6-1 • 293

LANDOVER, MD.  
VANDERBILT

## 2022

Appeared in nine games ... Had seven total tackles with two multi-tackle performances.

## VANDERBILT

Transfer from Vanderbilt with four years of eligibility remaining with the Red Wolves ... Saw action in three games with Vanderbilt in 2021, drawing a redshirt season ... Posted two tackles (one solo/one assist) and a forced fumble ... Worked in games against Colorado State, Stanford and South Carolina ... Posted one tackle and his lone forced fumble against South Carolina, while also posting one stop against Colorado State.

## HIGH SCHOOL

Lettered three years at National Christian Academy and one year at Rock Creek Christian ... Consensus three-star prospect, according to ESPN.com, 247Sports.com and Rivals.com ... Listed as the No. 31 defensive tackle in the country by Rivals.com, No. 46 by ESPN.com and No. 53 by 247Sports.com ... The No. 22 prospect in Maryland, according to ESPN.com and 247Sports.com and No. 19 by Rivals.com ... Two-time defensive player of the year ... Honorable mention All-MET selection ... Team did not play in the fall of 2020 due to COVID-19 ... During sophomore year, booked 73 tackles and 9.0 sacks ... As a freshman, helped National Christian to a 9-2 record ... Also recruited by schools such as Virginia, Florida, Indiana, Tennessee, West Virginia, Purdue and Kentucky.




# MEET THE RED WOLVES

PLAYERS

| SUGICK'S CAREER DEFENSIVE STATISTICS |           |          |          |          |          |          |          |            |            |          |          |  |
|--------------------------------------|-----------|----------|----------|----------|----------|----------|----------|------------|------------|----------|----------|--|
| YR                                   | GP        | UT       | AT       | TOT      | PD       | FR       | FF       | TFL        | SK         | INT      | QBH      |  |
| 2021                                 | 3         | 1        | 1        | 2        | 0        | 0        | 1        | 1.0        | 0          | 0        | 0        |  |
| 2022                                 | 9         | 3        | 4        | 7        | 0        | 0        | 0        | 0.0        | 0.0        | 0        | 0        |  |
| <b>Total</b>                         | <b>12</b> | <b>4</b> | <b>5</b> | <b>9</b> | <b>0</b> | <b>0</b> | <b>1</b> | <b>1.0</b> | <b>0.0</b> | <b>0</b> | <b>0</b> |  |

\*2021 Stats from Vanderbilt



**#35** **LINEBACKER**

**CRUZ TEMPLE**

R-SOPHOMORE • 1L  
5-10 • 218

ABBEVILLE, S.C.  
EAST CAROLINA

## 2022

Arkansas State Athletics Director's Honor Roll member ... Appeared in three games, at Ohio State, at Old Dominion, and against ULM on special teams.

## EAST CAROLINA

Did not see game action during the 2021 season.

## HIGH SCHOOL

A key defender for a powerful prep program that amassed a 52-2 combined record, advanced to four state championship game appearances and captured three titles since 2017 under legendary coach Jamie Nickles ... Helped lead the Panthers to a perfect 11-0 mark in 2020 which was capped with a 37-6 victory over Marion in the South Carolina Class AA Championship tilt on Dec. 18 ... Anchored a unit that posted seven shutouts, allowed just 44 total points (4.0 ppg) and owned a 468-point scoring margin (512-44) ... AHS opened 2020 playoff action with wins over Batesburg-Leesville (56-0), Chesnee (32-7) and Gray Collegiate Academy (28-10) before downing Marion in the title matchup ... As the Panthers' starting safety in 2019, spearheaded a defense that surrendered only 11.9 points per game on the way to a 13-1 record and a state finals showing ... After downing Lewisville (85-22), Andrew Jackson (37-0) and Gray Collegiate Academy (38-35), Abbeville was upset by Saluda (32-28) in the championship tilt ... Logged 35 tackles, 2.0 TFL, two pass breakups and forced a fumble ... Earned All-Lakelands Region honors and was a South Carolina High School Coaches Association First-Team All-State selection ... Also used as a short-yardage back offensively during junior campaign ... Part of AHS's 14-0 season in 2018 that culminated with a state championship-clinching 48-14 triumph over Barnwell ... Netted five interceptions, three of those coming during postseason run ... Defensively, Abbeville limited

its opponents to just 9.6 points per game in 2018 ... Began prep career on the junior varsity as a freshman in 2017, but was promoted to varsity unit after his first four contests and helped AHS compile a 14-1 record and claim another state championship trophy following a 14-7 decision over Bamberg-Ehrhardt ... Rated as a three-star prospect according to 247Sports.com and ESPN.com ... Rated a two-star recruit per Rivals.com ... Ranked among the Top 35 prospects in the state of South Carolina by 247Sports.com ... Also received offers from Air Force, Army, Coastal Carolina, Georgia Southern, Georgia State and Navy.

## PERSONAL

Father, Tony, was a walk-on at South Carolina, and older brother, Nate, was a Shrine Bowl All-Star Game participant and is now a redshirt junior defensive lineman at Pittsburgh.



**#77** **OFFENSIVE LINEMAN**

**MAKILAN THOMAS**

R-SOPHOMORE • 1L  
6-3 • 302

LITTLE ROCK, ARK.  
CENTRAL HS

## 2022

An A-State Scholar Athlete ... Started in all 12 games, primarily at left tackle with a start at right guard and right tackle ... Blocked for an offense that averaged 314.8 yards per game and 226.6 passing yards per game ... Against Grambling in the season-opener, the Red Wolves ran for a season-high 339 yards and compiled a season-high total of 572 yards ... Blocked for a program that racked up over 350 total yards four times.

## 2021

Appeared in three games with snaps on the offensive line as well as time on special teams ... Started in the season finale against Texas State ... Redshirted ... Arkansas State Athletic Director's Honor Roll member.

## HIGH SCHOOL

Played at right guard for Little Rock Central High School ... Selected to the Arkansas 7A All-State Team as a senior ... Helped Tigers to second round of the 7A state playoffs ... Earned All-Conference honors in 2019 ... 3-star recruit by 247Sports and ESPN ... 2-star recruit by Rivals ... Listed as No. 16 overall player in the state of Arkansas and No. 80 offensive guard in 247Sports composite rankings



# MEET THE RED WOLVES

... Listed as the No. 10 overall player in the state of Arkansas and No. 78 offensive guard by ESPN.



|  |        |
|--|--------|
| #9   | SAFETY |
| <b>TREVIAN THOMAS</b>                            |        |
| JUNIOR • 3L<br>5-11 • 192                        |        |
| AMERICUS, GA.<br>AMERICUS SUMTER COUNTY SOUTH HS |        |

## 2022

Appeared in all 12 games with starts in every contest but one ... Finished fourth on the team with 71 total tackles and led the team with 41 solo stops ... Had a career-high 13 tackles at Louisiana ... Finished with at least two tackles in all 12 contests and had at least nine tackles in three games ... Was responsible for a pair of TFL for three yards ... Was the only Arkansas State player with at least one interception, one forced fumble, and one fumble recovery ... Had his first career interception go for a 27 yard pick six against UMass ... Recovered a fumble in the win against ULM ... Forced a fumble at Louisiana.

## 2021

Competed in all 12 games ... Recorded seven tackles, including a season-high three tackles versus Coastal Carolina ... six of his tackles were solo stops.

## 2020

Saw action in 11 games on special teams and in a reserve role in the secondary ... Completed the season with nine tackles (seven solo) ... Recorded one tackle in five games before posting a season-high four against Louisiana-Monroe in the season finale.

## HIGH SCHOOL

Two-year varsity letterman at Americus Sumter ... Completed his senior season with 63 tackles, 2.0 tackles for loss, a pair of interceptions and two pass break-ups ... Earned first team all-region honors as both a return specialist and defensive back while leading Americus-Sumter to a 6-6 record and the second round of the state Class 4A playoffs ... 3-star recruit ranked as the No. 195 overall player in Georgia and No. 184 safety in the nation by 247Sports ... ESPN.com 3-star prospect and the web site's No. 196-ranked player in the state and No. 194 safety in the country ... Also recruited by schools such as Arkansas, Georgia Southern, Akron, Liberty, Western Kentucky and Georgia State.

## T. THOMAS' CAREER DEFENSIVE STATISTICS

| YR           | GP        | UT        | AT        | TOT       | PD       | FR       | FF       | TFL        | SK         | INT      | QBH      |
|--------------|-----------|-----------|-----------|-----------|----------|----------|----------|------------|------------|----------|----------|
| 2020         | 11        | 7         | 2         | 9         | 0        | 0        | 0        | 0.0        | 0.0        | 0        | 0        |
| 2021         | 12        | 6         | 1         | 7         | 0        | 0        | 0        | 0.0        | 0.0        | 0        | 0        |
| 2022         | 12        | 41        | 30        | 71        | 2        | 1        | 1        | 2.0        | 0.0        | 1        | 0        |
| <b>Total</b> | <b>35</b> | <b>54</b> | <b>33</b> | <b>87</b> | <b>2</b> | <b>1</b> | <b>1</b> | <b>2.0</b> | <b>0.0</b> | <b>1</b> | <b>0</b> |



|                                   |                |
|-----------------------------------|----------------|
| #5                                | DEFENSIVE BACK |
| <b>DONTE THOMPSON</b>             |                |
| JUNIOR • TR<br>5-11 • 171         |                |
| PENSACOLA, FLA.<br>INCARNATE WORD |                |

## INCARNATE WORD

Midyear signee who participated in A-State's 2023 spring camp ... First Team All-Southland Conference ... Had an FCS semifinal appearance before falling to North Dakota State ... Southland Conference champion ... Third in FCS with 17 pass breakups ... Finished the 2022 campaign with 37 tackles and 2.5 TFL ... Had four games with at least four tackles ... Finished with a career-high six tackles against Northwestern State ... Also forced a fumble against Northwestern State ... Recorded an interception returned for 25 yards against Houston Christian ... Had four games with multiple pass breakups.

## HIGH SCHOOL

Attended West Florida High School ... Helped lead his team to a District 1-5A championship on defense ... Was invited to the VTO Elite Showcase in Birmingham, Ala. ... Recognized as one of the Top Four defensive backs in the competition and was invited to VTO's National All-American Challenge in Charlotte, N.C. ... Received multiple offers, including to FAU, Southern Miss, UAB, and Western Kentucky.

## THOMPSON'S CAREER DEFENSIVE STATISTICS

| YR   | GP | UT | AT | TOT | PD | FR | FF | TFL | SK  | INT | QBH |
|------|----|----|----|-----|----|----|----|-----|-----|-----|-----|
| 2022 | 14 | 27 | 10 | 37  | 18 | 0  | 1  | 2.5 | 0.0 | 1   | 0   |


\*2022 Stats from Incarnate Word

PLAYERS



# MEET THE RED WOLVES

PLAYERS



**#8** WIDE RECEIVER  
**KHAMARI THOMPSON**  
 JUNIOR • TR  
 6-1 • 207  
 LAWRENCEVILLE, GA.  
 ILLINOIS/MISSOURI

## ILLINOIS

Played the last three seasons at Illinois, seeing action in 18 games, primarily on special teams ... In 2020, returned 12 kickoffs for 234 yards.

## MISSOURI

Spent his first two seasons at Missouri, appearing in three games as a true freshman in 2018 ... Also ran track at Mizzou, running the 200 meters and finishing seventh in the 4x100-meter relay at the 2019 SEC Outdoor Championships.

## HIGH SCHOOL

Three-star receiver by Rivals and 247Sports.com ... Hauled in 83 receptions for 1,131 yards and 12 touchdowns as a senior after not playing football as a sophomore or junior to focus on track ... Offered by Kansas State, Purdue, Tulane and Georgia Southern.

### THOMPSON'S CAREER KICK RETURN STATISTICS

| YR           | GP        | NO        | YDS        | TD       | LG        | AVG/R       | AVG/G       |
|--------------|-----------|-----------|------------|----------|-----------|-------------|-------------|
| 2020         | 5         | 12        | 234        | 0        | 35        | 19.5        | 46.8        |
| 2021         | 6         | 0         | 0          | 0        | -         | 0.0         | 0.0         |
| 2022         | 7         | 0         | 0          | 0        | -         | 0.0         | 0.0         |
| <b>Total</b> | <b>18</b> | <b>12</b> | <b>234</b> | <b>0</b> | <b>35</b> | <b>19.5</b> | <b>13.0</b> |

\*2020-22 Stats from Illinois



**#98** DEFENSIVE END  
**ANTANIUS TIGGS**  
 FRESHMAN • HS  
 6-2 • 210  
 MARION, ARK.  
 MARION HS

## HIGH SCHOOL


Helped Marion High School to multiple deep 6A playoff runs ... Tallied 45 stops with four tackles for loss and a sack as a senior ... As a junior, recorded five TFLs and two sacks.



**#54** DEFENSIVE TACKLE  
**MALIK TILLMAN**  
 FRESHMAN • HS  
 6-0 • 215  
 JESUP, GA.  
 WAYNE COUNTY HS

## HIGH SCHOOL

Prepped at Wayne County High School ... First-team All-Region 3-4A selection ... Compiled 76 total tackles (55 solo), including 22 tackles for loss as a senior in 2022 ... Added four sacks and 15 QB hurries.



**#41** TIGHT END  
**NATHAN TILLMAN**  
 R-FRESHMAN • TR  
 6-0 • 225  
 CLAXTON, GA  
 GEORGIA SOUTHERN

## GEORGIA SOUTHERN

Spent the 2021-22 seasons at Georgia Southern, but did not see action.

## HIGH SCHOOL

Prepped at Claxton High School ... Rated the eighth-best long snapper nationally and the No. 244 overall player in the state of Georgia by 247Sports.com.



**#17** DEFENSIVE END  
**BLAYNE TOLL**  
 JUNIOR • 1L  
 6-6 • 266  
 HAZEN, ARK.  
 COLORADO/ARKANSAS

## 2022

Arkansas State Athletics Director's Honor Roll member ... Appeared in all 12 games ... Recorded seven tackles with a career-high three stops against UMass ... Also recorded 0.5 TFL against the Minutemen for a loss of two yards and a quarterback hurry.

## COLORADO

Transferred to Arkansas State from Colorado and participated in the Red Wolves' 2022 spring camp ... Saw action in three games in 2021 at Colorado, recording three tackles (all solo).

## ARKANSAS

Bounced between tight end and defensive end in his one season at Arkansas, moving positions four times from the start of spring practices through bowl game practices at the end of the





# MEET THE RED WOLVES

PLAYERS

season ... Played in six games, mostly on special teams for the Razorbacks, and finished the season with one tackle.

### HIGH SCHOOL

Coming out of high school, was a four-star prospect by ESPN and three-star by Rivals, 247Sports and the 247Sports Composite ... ESPN ranked him as the No. 19 athlete in the class, No. 3 player from Arkansas and No. 119 player in the south region ... Came in at No. 268 on the ESPN 300 ... Rivals ranked him as the No. 4 player from Arkansas and No. 37 athlete in the class ... The 247Sports Composite lists him as the No. 3 player from Arkansas, No. 16 strongside defensive end and No. 447 overall player in the class ... 247Sports ranked him as the No. 5 player from Arkansas and No. 22 strongside defensive end in the country ... Participated in The Opening Regional and National Combine in 2019, that's when he became more highly regarded in the recruiting world, putting up a time of 4.88 seconds in the 40-yard dash, 4.49 seconds in the shuttle, a power ball throw of 41 feet, and a 31.3 inch vertical jump ... Lettered four times in football at Hazen and played on both sides of the ball, lining up at quarterback, tight end and defensive end ... Put up monster numbers in his career, compiling 177 tackles including 77 tackles for loss, 37.5 sacks, seven forced fumbles, two fumble recoveries and an interception on defense ... Offensively in his career, he had 1,316 passing yards with 14 touchdowns, 1,396 rushing yards and 19 touchdowns and 304 receiving yards and three touchdowns ... In all he had 2,712 yards of total offense, 1,700 yards from scrimmage and 3,016 all-purpose yards and scoring 36 touchdowns ... Hazen went far in the playoffs in both his junior and senior season, compiling a 10-2 record his senior season and appearance in the quarterfinals of the state playoffs ... That season he had 60 tackles, including 35 for a loss with 16 sacks, adding two forced fumbles and two fumble recoveries, one of which he returned for a touchdown ... On offense as a senior, he had 178 rushing yards and five touchdowns and 203 receiving yards and two touchdowns ... His junior season Hazen advanced to the state championship game, falling just short of a 2A state championship ... That season he had 75 tackles on defense, including 18 for a loss with 12.5 sacks, two forced fumbles and an interception ... Offensively, he had 756 rushing yards and eight touchdowns, 601 passing yards

and six touchdowns, and five receptions for 101 yards and a touchdown ... Sophomore season he tallied 42 tackles, including 24 tackles for loss including nine sacks, also adding three forced fumbles on defense ... Offensively that season, he had 465 rushing yards with six touchdowns threw for 715 yards and eight touchdowns ... Played freshman football until the playoffs where he appeared on varsity and scored the team's only touchdown that game on a six-yard bootleg run ... Also played baseball and lettered every season since his freshman season ... Junior season in baseball, he hit .417, had a .912 fielding percentage and earned a 1.75 ERA pitching.

### TOLL'S CAREER DEFENSIVE STATISTICS

| YR           | GP        | UT       | AT       | TOT       | PD       | FR       | FF       | TFL        | SK         | INT      | QBH      |
|--------------|-----------|----------|----------|-----------|----------|----------|----------|------------|------------|----------|----------|
| 2020         | 6         | 0        | 1        | 1         | 0        | 0        | 0        | 0.0        | 0.0        | 0        | 0        |
| 2021         | 3         | 3        | 0        | 3         | 0        | 0        | 0        | 0.0        | 0.0        | 0        | 0        |
| 2022         | 12        | 1        | 6        | 7         | 0        | 0        | 0        | 0.5        | 0.0        | 0        | 1        |
| <b>Total</b> | <b>21</b> | <b>4</b> | <b>7</b> | <b>11</b> | <b>0</b> | <b>0</b> | <b>0</b> | <b>0.5</b> | <b>0.0</b> | <b>0</b> | <b>1</b> |

*\*2020 Stats from Arkansas | 2021 Stats from Colorado*



#34

KICKER

**CLUNE VAN ANDEL**

FRESHMAN • HS  
6-0 • 209

GRAND RAPIDS, MICH.  
FOREST HILLS EASTERN HS

### HIGH SCHOOL

Attended Forest Hills Eastern High School ... Ranked the No. 12 kicker for the Class of '23 at Chris Sailer Kicking ... A Division 4 MHSFCA First Team All-State selection in 2022 ... Named to the Chris Sailer Award 2022 Preseason Watch List ... Ranked a five star kicker per Chris Sailer Kicking ... Field goal range is over 55 yards ... Was a member of his high school soccer team.



# MEET THE RED WOLVES

PLAYERS



**#20** **CORNERBACK**

**JOEJO WALLACE**

JUNIOR • TR  
6-0 • 184

MESA, ARIZ.  
ADAMS STATE

## ADAMS STATE

Played the 2022 season at Adams State in Colorado ... Played in six games in 2022, totaling 25 stops with 10 pass break-ups and an interception.

## SALT RIVER JC

Spent his freshman year at Salt River Junior College.

## High School

Prepped at Mesa High School ... Tallied 44 tackles and 21 pass break-ups as a senior to go along with five interceptions ... On the offensive side of the ball, racked up 1,218 all-purpose yards with 18 total touchdowns on 45 touches.



**#21** **RUNNING BACK**

**ZAK WALLACE**

R-JUNIOR • TR  
6-0 • 229

BENTON, ARK.  
UT MARTIN

## UT MARTIN

Midyear signee who participated in A-State's 2023 spring camp ... Two-time All-Ohio Valley Conference first team honoree (2021, 2022) ... Four-time OVC Offensive Player of the Week, three times in 2022 ... Rushed for 1,012 yards on 169 carries (6.0 yards/carry) and 16 touchdowns for UT Martin in 2022, averaging 92.0 yards per game ... Preseason All-OVC, while also being named to Phil Steele's Preseason All-OVC first team ... Played in 13 games in 2021, helping the Skyhawks to the OVC Championship and second round in the NCAA FCS Playoffs ... Rushed for 807 yards on 148 carries (5.5 yards/carry) and 15 touchdowns, which led the OVC and ranked sixth in the FCS ... Led the OVC in scoring with 90 points ... Garnered Freshman All-American honors from Phil Steele and HERO Sports, while also being billed second-team All-OVC by Steele ... Played in seven games for the Skyhawks in 2020-21, tallying 113 yards on 39 carries with a score ... Redshirted in 2019 as a true freshman.

## HIGH SCHOOL

Prepped at Benton High School ... Posted 1,438 yards and 21 touchdowns as a senior, averaging

10.5 yards per carry ... Tallied 171 carries for 1,260 yards and 17 touchdowns as a junior ... Tabbed to the 6A All-State squad ... Named the top running back in 6-A West ... Honored as the Tri-Lakes Edition Offensive Player of the Year and to All-Area team ... Named to AHSCA All-Star Game ... Won 6A/7A State Weight Lifting championship ... Ranked as a two-star prospect by 247Sports and Rivals.

## WALLACE'S CAREER RUSHING STATISTICS

| YR           | GP        | NO         | YDS         | AVG/R      | TD        | LG        | AVG/G       |
|--------------|-----------|------------|-------------|------------|-----------|-----------|-------------|
| 2019         | 4         | 10         | 28          | 2.8        | 0         | 8         | 7.0         |
| 2020         | 7         | 39         | 113         | 2.9        | 1         | 16        | 16.1        |
| 2021         | 13        | 148        | 807         | 5.5        | 15        | 75        | 62.1        |
| 2022         | 11        | 167        | 1012        | 6.0        | 16        | 97        | 92.0        |
| <b>Total</b> | <b>35</b> | <b>366</b> | <b>1960</b> | <b>5.4</b> | <b>32</b> | <b>97</b> | <b>56.0</b> |

## WALLACE'S CAREER RECEIVING STATISTICS

| YR           | GP        | NO        | YDS        | AVG/C      | TD       | LG        | REC/G      | AVG/G      |
|--------------|-----------|-----------|------------|------------|----------|-----------|------------|------------|
| 2019         | 4         | 2         | 36         | 18.0       | 0        | 21        | 0.5        | 9.0        |
| 2020         | 7         | 3         | 39         | 13.0       | 0        | 30        | 0.4        | 5.6        |
| 2021         | 13        | 6         | 11         | 1.8        | 0        | 7         | 0.5        | 0.8        |
| 2022         | 11        | 18        | 105        | 5.8        | 0        | 17        | 1.6        | 9.5        |
| <b>Total</b> | <b>35</b> | <b>29</b> | <b>191</b> | <b>6.6</b> | <b>0</b> | <b>30</b> | <b>0.8</b> | <b>5.5</b> |

\*Stats from UT Martin



**#55** **OFFENSIVE LINE**

**ALERIC WATSON**

R-FRESHMAN • RS  
6-4 • 302

MURFREESBORO, TENN.  
MIDDLE TN CHRISTIAN SCHOOL

## 2022

Appeared in four games ... Did not record any stats ... Redshirted.

## HIGH SCHOOL

Rated by Rivals.com as a 2-star offensive tackle ... Named the District II-A East Offensive Lineman of the Year ... Helped Middle Tennessee Christian School to a region crown and the semifinals of the state playoffs ... Tabbed All-State by the Tennessee Football Coaches Association in 2020 ... Also recruited by schools such as Memphis, Austin Peay, Eastern Kentucky, Jacksonville State and Murray State.



**#36** **LINEBACKER**  
**CHARLES WILLEKES**  
R-JUNIOR • 2L  
6-1 • 228  
ROCKFORD, MICH.  
MICHIGAN STATE

## 2022

Arkansas State Athletics Director's Honor Roll member ... Appeared in all 12 games ... Had a season-high five tackles at Louisiana ... Finished the season with 17 total tackles and three solo stops ... Registered 2.5 TFL including a career-high 1.5 TFL for two yards at Louisiana ... Had one quarterback hurry in the win against UMass.

## 2021

Saw action in nine games on defense ... Recorded 18 total tackles and 10 solo tackles ... Registered his first career TFL in the win at ULM ... Tallied a career-high 10 tackles at Georgia State ... Had three multi-tackle games.

## MICHIGAN STATE

Redshirted his true freshman season in 2019 ... made his collegiate debut on special teams at Michigan ... Did not play in any games during the 2020 season.

## HIGH SCHOOL

Played linebacker and running back at NorthPointe Christian High School ... earned first-team All-Lake Area Division 5-6 honors at linebacker as a junior after helping NorthPointe Christian to the state semifinals for the second straight season after winning the Division 6 regional title ... scored the game-winning TD with 44 seconds left to lead NorthPointe Christian to thrilling 31-28 win over Montague in Division 6 district championship showdown in battle of pair of unbeaten ... collected 126 tackles his junior season ... also played rugby.

## PERSONAL

Older brother, Kenny, was an All-American defensive end for Michigan State.

### WILLEKES' CAREER DEFENSIVE STATISTICS

| YR           | GP        | UT        | AT        | TOT       | PD       | FR       | FF       | TFL        | SK         | INT      | QBH      |
|--------------|-----------|-----------|-----------|-----------|----------|----------|----------|------------|------------|----------|----------|
| 2019         | 1         | 0         | 0         | 0         | 0        | 0        | 0        | 0.0        | 0.0        | 0        | 0        |
| 2021         | 11        | 10        | 8         | 18        | 0        | 0        | 0        | 0.5        | 0.0        | 0        | 0        |
| 2022         | 12        | 3         | 14        | 17        | 0        | 0        | 0        | 2.5        | 0.0        | 0        | 1        |
| <b>Total</b> | <b>24</b> | <b>13</b> | <b>22</b> | <b>35</b> | <b>0</b> | <b>0</b> | <b>0</b> | <b>3.0</b> | <b>0.0</b> | <b>0</b> | <b>1</b> |

\*2019 Stats from Michigan State



**#51** **DEFENSIVE TACKLE**  
**BRYAN WILLIAMS**  
FRESHMAN • HS  
6-1 • 266  
AMERICUS, GA.  
SUMTER COUNTY HS

## HIGH SCHOOL

Prepped at Sumter County High School in Americus, Georgia, playing on both sides of the ball as a tight end and defensive tackle ... First-team all-region selection as a senior ... Earned honorable mention all-region honors as a junior in 2021.



**#27** **LINEBACKER**  
**JAMIL WILLIAMS**  
FRESHMAN • HS  
5-11 • 220  
PALMETTO, FLA.  
PALMETTO HS

## HIGH SCHOOL

Three-star recruit by On3, 247Sports and ESPN, while being tabbed a 2-star player by Rivals ... Ranked by ESPN AS THE No. 133 safety in the class of 2023 and No. 227 overall player in Florida ... No. 169 safety by On3 and No. 272 in the Sunshine State ... Has seen time at safety and as an edge rusher ... All-District selection ... Totaled 17.0 tackles for loss and four sacks as a senior, helping Palmetto to a playoffs bid and 6-4 record in 2022 ... As a junior in 2021, tallied 60 tackles, 11 for loss, with four forced fumbles (3 recoveries) and a pair of interceptions ... Boasts Power-5 offers from Tennessee and Duke, along with offers from Charlotte and Florida Atlantic.



# MEET THE RED WOLVES

PLAYERS

|  |  |
|--|--|
|  | <b>#37</b> <b>RUNNING BACK</b>   |
|  | <b>TYLER WILLIAMS</b>  |
|  | R-FRESHMAN • RS<br>5-11 • 198<br>LITTLE ROCK, ARK.<br>CENTRAL ARKANSAS CHRISTIAN |

## 2022

Did not play ... Redshirted.

## HIGH SCHOOL

Was an all-state and all-conference running back and quarterback at Central Arkansas Christian High School ... for his three-year varsity career, Williams ran for 3,486 yards with 53 touchdowns ... Ran for a career-high 1,379 as a junior with eight games of over 100 rushing yards ... Threw for 688 yards as a senior with three touchdowns and a completion percentage of .575 ... Had a long pass of 75 yards during his junior season ... Also recorded 486 career receiving yards including a career-high 319 yards as a junior ... Finished with 59 total touchdowns and 4,162 all-purpose yards ... Posted 12 total kickoff returns for an average of 15.8 yards per return ... Competed on the basketball team.

|  |  |
|--|--|
|  | <b>#50</b> <b>OFFENSIVE LINEMAN</b>                              |
|  | <b>AUSTIN WOODS</b>  |
|  | R-SOPHOMORE • 2L<br>6-5 • 303<br>CLARMORE, OKLA.<br>VERDIGRIS HS |

## 2022

Participated in all 12 games ... Did not record any stats.

## 2021

Arkansas State Athletic Director's Honor Roll member ... Participated in one contest.


## 2020

Played in one game, versus Central Arkansas, in a reserve role on the offensive line ... Helped lead A-State to 573 yards total offense during its 50-27 victory over the Bears ... Arkansas State Athletics Director's Honor Roll member.

## HIGH SCHOOL

Four-year varsity starter on both the offensive and defensive line ... Helped lead Verdigris to a 10-3 record and the state playoffs as a senior ... Listed at No. 27 in The Oklahoman's Super 30 players in the state ... Ranked as the No. 18 overall player in Oklahoma and the No. 106

offensive tackle in the nation by 247Sports, which lists Woods as a 3-star recruit ... Rivals 2-star prospect ... ESPN.com's No. 16-ranked player in Oklahoma and No. 109 offensive tackle l the nation ... ESPN.com 3-star recruit ... Also recruited by programs such as Illinois, Louisiana Tech, Tulane and Texas State.

|   |  |
|---|--|
|  | <b>#45</b> <b>RUNNING BACK</b>                             |
|   | <b>CHANNING WOODSON</b>                                    |
|   | FRESHMAN • HS<br>5-10 • 200<br>MCGEHEE, ARK.<br>MCGEHEE HS |

## HIGH SCHOOL

Two-way standout at McGehee High School ... Helped the Owls to a conference title in 2021 and the 3A state finals in 2020.

|   |  |
|---|--|
|  | <b>#74</b> <b>OFFENSIVE LINEMAN</b>                        |
|   | <b>ELIJAH ZOLLCOFFER</b>                                   |
|   | SOPHOMORE • 1L<br>6-5 • 330<br>COVINGTON, GA.<br>NEWTON HS |

## 2022

Appeared in six games on the offensive line and on special teams ... Assisted blocking for an offense that averaged 314.8 yards per game and 226.6 passing yards per game.

## HIGH SCHOOL

Consensus 3-star prospect by 247Sports.com, Rivals.com and ESPN.com ... Two-way player who is tabbed by ESPN as the No. 79 offensive tackle nationally and the No. 96 overall player in the state of Georgia ... Rivals' No. 98 player in Georgia ... 247Sports Composite's No. 78 overall player in Georgia and No. 107 defensive tackle nationally ... Also recruited by schools such as Auburn, Florida, Georgia Tech, Kentucky, Maryland, UCF, Tennessee, Mississippi State, Florida State, West Virginia, South Carolina, Georgia, Minnesota and Virginia.





|  |                             |               |
|--|-----------------------------|---------------|
|  | <b>#33</b>                  | <b>KICKER</b> |
|  | <b>DOMINIC ZVADA</b>        |               |
|  | SOPHOMORE • 1L<br>6-3 • 174 |               |
| CHANDLER, ARIZ.<br>VALLEY CHRISTIAN HS   |                             |               |

**2022**

Freshman All-America pick by five different publications ... Lou Groza Award semifinalist as a true freshman, the fifth player in program history to be named a semifinalist joining Blake Grupe (2019), Brian Davis (2012 and 2013), Josh Arauco (2008), and Jeff Caldwell (1994) ... First Team All-Sun Belt Conference ... Arkansas State Athletics Director's Honor Roll member ... Finished the season going 30-for-31 in PATs, the lone miss was blocked ... Went 17-for-18 on field goals where his lone miss was from 51 yards ... Was 4-for-5 on field goals over 45 yards ... Made a 56-yard field goal at Texas State, the second-longest in FBS this season and the second-longest field goal in program history ... Was the only kicker to go 4-for-4 on field goals at Ohio State since at least 2000 ... Made 13 consecutive field goals to tie the second-most in program history ... Had one kickoff for 62 yards in the season opener against Grambling.

**HIGH SCHOOL**

Helped lead Valley Christian to an 11-2 record and third round of the Class 3A state playoffs in 2021 ... Class 3A First Team All-State ... First Team All-Metro ... Senior season, averaged 40 yards per punt, made 62-of-65 extra points and scored 74 points by kicking ... Ranked fourth in the nation for touchbacks during the regular season ... Made a school-record 55-yard field goal as a junior, which is the longest in Arizona high school Class 3A history ... Received 5-star rating from Kohl's, which also ranks him as the No. 45 kicker in the nation ... Hammer Kicking Academy Elite Camp winner and ranked fifth overall at Hammer Kicking's Top 40 Camp ... Also recruited by schools such as Marshall, Cal and Old Dominion.

**ZVADA'S CAREER KICKOFF STATISTICS**

| YR   | GP | ATT | YDS | TOTAL | AVG  | TB | OB |
|------|----|-----|-----|-------|------|----|----|
| 2022 | 12 | 1   | 62  | 62    | 48.0 | 0  | 0  |

**ZVADA'S CAREER FIELD GOAL STATISTICS**

| YR   | GP | MADE | ATT | LONG | PCT.  | BLK |
|------|----|------|-----|------|-------|-----|
| 2022 | 12 | 17   | 18  | 56   | 94.44 | 0   |



# HEAD COACH BUTCH JONES

STAFF



Butch Jones was announced as the Red Wolves' 31st all-time head football coach on December 12, 2020.

Jones not only brought 11 years of head-coaching experience at the NCAA FBS level with him to Jonesboro after previous stops leading the football programs at Tennessee (2013-17), Cincinnati (2010-12) and Central Michigan (2007-09), but he also spent three seasons (2018-20) working as part of Nick Saban's staff at national-power Alabama.

During Jones' 13 seasons serving as a head coach, his teams have combined to win four conference championships, play in eight bowl games and finish ranked in the AP Top 25 five times. He has coached a total of 96 all-conference honorees and 27 NFL Draft picks, including All-Pro selections Alvin Kamara, Travis Kelce, Nick Bellore and Antonio Brown.

Last season, Jones saw eight players combine for nine all-conference selections, led by true-freshman place-kicker Dominic Zvada. A Lou Groza Award semifinalist, Zvada broke the Sun Belt Conference single-season record by a true freshman for points by kicking with 81, the ninth-most in school history. Among the nine All-Sun Belt picks were four offensive players, two defensive players and two specialists.

Jones guided 10 players to 11 all-conference selections in 2021, led by Alan Lamar's first team selection as a kick returner after posting a school and Sun Belt Conference-record 1,333 kickoff return yards. Among the 11 All-Sun Belt picks were five offensive players who helped the Red Wolves rank 11th in the country in passing yards per game.

Since his arrival in Jonesboro, Jones has made an immediate impact on the recruiting trail. In back-to-back recruiting classes, 2022 and 2023, the recruiting class not only ranked as the best in school history, but was

## COACHING CAREER

| Year      | School           | Position              |
|-----------|------------------|-----------------------|
| 1987-89   | Tampa Bay (NFL)  | Intern                |
| 1990-92   | Rutgers          | Graduate Assistant    |
| 1993-94   | Wilkes Univ.     | Offensive Coordinator |
| 1995      | Ferris State     | Running Backs         |
| 1996-97   | Ferris State     | Offensive Coordinator |
| 1998      | Central Michigan | Tight Ends            |
| 1999      | Central Michigan | Wide Receivers        |
| 2000      | Central Michigan | Running Backs         |
| 2001-03   | Central Michigan | Offensive Coordinator |
| 2004      | Central Michigan | Running Backs         |
| 2005-06   | West Virginia    | Wide Receivers        |
| 2007-09   | Central Michigan | Head Coach            |
| 2010-12   | Cincinnati       | Head Coach            |
| 2013-17   | Tennessee        | Head Coach            |
| 2018-19   | Alabama          | Offensive Analyst     |
| 2020      | Alabama          | Special Asst. to HC   |
| 2021-cur. | Arkansas State   | Head Coach            |



STAFF

also listed No. 1 in the Sun Belt by both 247Sports and Rivals and among the top-10 in the Group of Five both years.

In 2020, Jones served as the Special Assistant to the Head Coach at Alabama, helping the Crimson Tide post an unblemished 13-0 record on their way to claiming the National Championship. He was also an offensive analyst for the program in 2018 and 2019 as it compiled a combined 25-3 record. The 2018 team played in the CFP national championship game, while the 2019 squad capped off the year with a 35-16 win over Michigan in the Citrus Bowl to finish ranked No. 8 in the final AP Top 25 poll.

Prior to Alabama, Jones spent a five-year stint at the University of Tennessee, collecting 34 wins and leading the Volunteers to bowl wins three times. He inherited a program that hadn't won a bowl game since 2007 and proceeded to direct the Vols to three consecutive bowl game victories for the first time in over 20 years (1994-96).

While Tennessee didn't have any Top-25 finishes the five seasons prior to Jones' arrival, he led the program to a pair of Top-25 rankings in both the final AP Poll and Coaches Poll in 2015 and 2016. Following the 2016 campaign, which saw Tennessee defeat both Florida and Georgia in the same season for the first time in 15 years, the Vols had

## RECORD AS A HEAD COACH

| Year          | Team              | Record       | Conf.        |
|---------------|-------------------|--------------|--------------|
| 2007          | Central Michigan  | 8-6          | 6-1          |
| 2008          | Central Michigan  | 8-5          | 6-2          |
| 2009          | Central Michigan  | 11-2         | 8-0          |
| 2010          | Cincinnati        | 4-8          | 2-5          |
| 2011          | Cincinnati        | 10-3         | 5-2          |
| 2012          | Cincinnati        | 9-3          | 5-2          |
| 2013          | Tennessee         | 5-7          | 2-6          |
| 2014          | Tennessee         | 7-6          | 3-5          |
| 2015          | Tennessee         | 9-4          | 5-3          |
| 2016          | Tennessee         | 9-4          | 4-4          |
| 2017          | Tennessee         | 4-6          | 0-6          |
| 2021          | Arkansas State    | 2-10         | 1-7          |
| 2022          | Arkansas State    | 3-9          | 1-7          |
| <b>Totals</b> | <b>13 Seasons</b> | <b>89-53</b> | <b>48-50</b> |

## BY THE NUMBERS

|            |   |
|------------|---|
| <b>4</b>   | Conference Championships                  |
| <b>2</b>   | Conference Coach of the Year Awards       |
| <b>8</b>   | Bowl game appearances (6 wins)            |
| <b>6</b>   | Top 25 finishes                           |
| <b>2</b>   | Seasons winning 10+ games                 |
| <b>5</b>   | Seasons winning 9+ games                  |
| <b>7</b>   | Seasons winning 8+ games                  |
| <b>210</b> | Academic All-Conference Award winners     |
| <b>96</b>  | All-Conference selections                 |
| <b>31</b>  | NFL Draft picks                           |
| <b>7</b>   | All-Americans                             |
| <b>6</b>   | Freshman All-Americans                    |
| <b>3</b>   | Programs with highest grad rates and GPAs |



# HEAD COACH BUTCH JONES

STAFF

six NFL Draft selections taken within the first four rounds for the first time since the 2001 season.

During his time in Knoxville, Jones was one of just three SEC head coaches to post back-to-back seasons with at least nine victories. Heading into his final season at Tennessee, he had the second most wins by a head coach in the conference behind only Saban.

Focusing on the complete student-athlete, Jones helped mentor over 200 academic all-conference winners and 100-plus academic honor roll recipients while in Knoxville. Under his direction, every academic record in Tennessee history was broken with 85-plus players earning their degrees. In addition to Tennessee, both Cincinnati and Central Michigan also posted the highest graduation rates and team GPAs in school history while under Jones' leadership as head coach.

Jones took over the Tennessee program after spending the 2010-12 seasons as Cincinnati's head coach. The Bearcats compiled a 23-14 record in his three seasons while also winning the Big East title in 2011 and 2012. Jones was named the league's Coach of the Year after Cincinnati's 10-win season in 2011, while also earning the same honor from CBSsports.com in 2012 after his squad captured its second consecutive bowl victory and finished in the Top 25.

Jones was also the head coach at Central Michigan from 2007-09, winning 27 contests and leading the Chippewas to the 2007 and 2009 Mid-American Conference (MAC) titles. His three-year stint in Mount Pleasant saw Central Michigan compile a 22-3 MAC record, make three consecutive bowl-game appearances and post a No. 23 postseason ranking in 2009. Jones was the only head coach to lead the program to consecutive bowl games, as well as the first in the history of the MAC to do so in his first three seasons.

Prior to making his second stop at Central Michigan, Jones was the wide receivers coach at West Virginia from 2005-06. While coaching in Morgantown, WVU combined

## AT A GLANCE ...

### Tennessee (HC, 2013-17)

- Three consecutive bowl victories (1st time in 20 years)
- Three consecutive winning seasons (1st time in 20 years)
- Two consecutive 9-win seasons (1st time in 12 years)
- Two national top-five-ranked recruiting classes
- Defeated Florida and Georgia in the same season (1st time in 12 years)
- Tennessee achieved its highest ever GPA, single-year and multi-year APR, and Graduation Success Rate (GSR) in first 4 seasons
- Six NFL Draft choices in first four rounds in 2016 (1st time in 15 years)
- Never lost a game to a non-bowl eligible team
- Tennessee had its most prolific offense in history during the 2016 season, setting school records for most points scored (473) and most touchdowns (63) while posting the second most yards of total offense (5,768)
- Entering the 2017 season, Tennessee was one of just three SEC teams to win at least nine games the previous two years and one of just nine teams in the nation to win bowl games three consecutive seasons

### Cincinnati (HC, 2010-12)

- Two conference championships
- Two consecutive bowl-game victories
- Finished ranked among the Top 25 teams in two of three seasons
- Two-time Big East Conference Coach of the Year

### Central Michigan (HC, 2007-09)

- 22-3 Mid-American Conference record in 3 seasons as Central Michigan HC
- Two conference championships
- Three consecutive bowl game appearances as Central Michigan HC (1st time in school history)
- Central Michigan ranked in the Top 25





**The Jones Family; Alex, Butch, Barb, Andrew, Adam**

to post a 22-3 record, including a Sugar Bowl win over Georgia and Gator Bowl victory against Georgia Tech.

Jones served as an assistant at Central Michigan for seven years from 1998-2004. During that time, he served as offensive coordinator (2002-04), running backs coach (1999-2004) and as tight ends coach (1998).

He was also the offensive coordinator at his alma mater, Ferris State, from 1995-97 and at Wilkes University from 1993-94 while also serving as an assistant at Rutgers from 1990-92. His original entry into the coaching ranks was as an intern with the Tampa Bay Buccaneers from 1987-89.

Jones is a 1990 graduate of Ferris State University in Michigan. Jones and his wife, Barb, are the parents of three sons – Alex, Adam and Andrew.

## NATIONAL CHAMPIONSHIP AND BOWL EXPERIENCE



**COLLEGE FOOTBALL  
PLAYOFF**  
2020  
Champions



2020  
Champions



2019  
Champions



**COLLEGE FOOTBALL  
PLAYOFF**  
2018  
Championship  
Game



2018  
Champions



2016  
Champions



2015  
Champions



2014  
Champions



2011  
Champions



2011  
Champions



2009  
Champions



2008



2007



2006  
Champions



2005  
Champions



# ASSISTANT HC/DEFENSIVE COORDINATOR ROB HARLEY

STAFF



Rob Harley is in his third season as the Red Wolves' assistant head coach and defensive coordinator in 2023.

In year two under Harley's guidance, the A-State defense saw improvement in many statistical categories. Among the advances was the Red Wolves allowing seven fewer points per game, 100 total fewer yards per game to improve 40 spots in the national rankings, third down percentage defense improving from 41.4 percent to 36.4 percent to rank top-50 nationally, and 100 fewer yards per game of total offense. A-State showed the most improvement of any team in the nation last season, allowing 98.7 fewer rush yards per game than the previous season.

The Red Wolves proved to have a much more aggressive and opportunistic defense under Harley's direction, posting six more turnovers gained than the previous season. The Red Wolves increased their interceptions total from six in 2020 to seven in 2021, while also recording one more fumble recovery.

A-State also showed a marked improvement on the defensive side of the ball in the second half of the season, allowing 157 fewer yards per game and 16.0 less points per contest over the last six outings in com-

parison to the first six. The Red Wolves also allowed 2.4 yards less per play during that stretch, which included a win over ULM that was clinched on A-State interception.

During his first season at Arkansas State, Harley helped guide three defensive players to all-conference honors, led by defensive lineman Kivon Bennett's second-team selection. Bennett ranked among the top five players in the league in both tackles for loss and sacks.

Prior to his arrival in Jonesboro, Harley spent six seasons as linebackers coach at Pitt while also serving as the Panthers' recruiting coordinator during his final four years.

The 2020 Pitt defense allowed just 93.5 yards rushing and 339.5 yards total offense per game to rank fifth and 24th in the nation, respectively. The Panthers also led all FBS teams in total sacks (46) and tackles for loss (111), while posting 20 turnovers gained in 11 games for the 10th most in the country. Under Harley's direction, linebacker SirVocea Dennis was tabbed All-ACC after recording 57 tackles, 14.5 tackles for loss and 4.0 sacks on the year. The sophomore's 14.5 stops behind the line of scrimmage are tied for the seventh most in the nation.

Harley's linebackers were also highly instrumental for a Pitt defense in 2019 that yielded only 312.9 yards per contest, ranking 15th nationally. The group combined for 16.5 sacks, helping the Panthers lead the nation in that category (3.92 per game, 51 total). The linebackers' production was even more impressive considering the starting lineup was fully retooled from 2018.

Under Harley's watch, graduate transfer Kylan Johnson enjoyed the finest season of his career with 10.5 tackles for loss, 6.5 sacks and two forced fumbles. Johnson received Honorable Mention All-ACC recognition and signed as a free agent with the Miami Dolphins. Phil Campbell and Cam Bright combined for nearly 120 tackles and 17 TFLs.

## COACHING CAREER

| Year      | School         | Position  |
|-----------|----------------|---|
| 2010-11   | Ohio Dominican | DBs/Linebackers/Asst. Special Teams Coordinator |
| 2012      | Michigan State | Graduate Assistant (Offense/Special Teams)      |
| 2013      | Michigan State | Graduate Assistant (Linebackers/Special Teams)  |
| 2014      | FIU            | Linebackers                                     |
| 2015-17   | Pittsburgh     | Linebackers                                     |
| 2017-20   | Pittsburgh     | Linebackers/Recruiting Coordinator              |
| 2021-cur. | Arkansas State | Assistant Head Coach/Defensive Coordinator      |

# ASSISTANT HC/DEFENSIVE COORDINATOR ROB HARLEY



STAFF

Another example of Harley's ability to develop playmakers is Oluwaseun Idowu, who concluded his collegiate career in 2018 as one of the most prolific tacklers in recent Pitt history. Originally a walk-on, Idowu became a three-year starter, collecting 250 tackles during that span, and was an All-ACC honoree.

In 2016, the Panthers' linebackers helped key a rush defense that finished 16th nationally, yielding just 119.6 yards per game. Matt Galambos enjoyed the best production of his career over the 2015-16 seasons, achieving personal bests in every category under Harley's watch. Another productive linebacker from that 2016 squad, Bam Bradley, went on to play for the Baltimore Ravens.

In Harley's initial season at Pitt, he oversaw the development of Nicholas Grigsby, a 2015 All-ACC performer who spent time with the Detroit Lions, New England Patriots and Los Angeles Rams.

Harley joined Pitt after spending the 2014 season as the linebackers coach at FIU, where he helped the Golden Panthers rank among the most disruptive defenses in college football. FIU ranked first nationally in fumble recoveries (19), second in defensive touchdowns (six), fourth in turnovers gained (33), eighth in turnover margin (plus-11 overall; 0.92 margin per game) and 35th in total defense (363.8 yards per game).

While at FIU, Harley recruited and coached linebacker Anthony Wint, who would go on to earn All-Conference USA honors and finish his collegiate career second in school history with 336 tackles. Wint went on to sign with the New York Jets.

Harley's Pitt appointment served as a reunion with Pat Narduzzi. Harley was a graduate assistant at Michigan State for two

seasons (2012-13) when Narduzzi was the Spartans' defensive coordinator.

At Michigan State, Harley gained experience on both sides of the ball. In 2013, he worked with the linebackers and special teams, helping the Spartans to a 13-1 record, the Big Ten title and a 24-20 victory over Stanford in the Rose Bowl. Michigan State's defense yielded just 252.2 yards per game to rank second nationally.

In 2012, Harley worked with the Spartans' offense and special teams. Behind 1,793-yard rusher Le'Veon Bell, Michigan State earned a berth in the Buffalo Wild Wings Bowl, where it defeated TCU, 17-16.

During the 2010 and 2011 seasons, Harley served as the defensive backs/linebackers coach and assistant special teams coordinator at Ohio Dominican University, an NCAA Division II program.

A former safety at Ohio State (2001-05), Harley earned three letters with the Buckeyes and was a member of their 2002 national championship team. In Harley's final three seasons, Ohio State posted a 29-8 record, including two victories in the Fiesta Bowl (2003 and 2005 seasons).

A 2006 graduate of Ohio State, Harley has deep roots with the Buckeyes. His great uncle is the legendary Chic Harley, the first three-time All-American in Ohio State history.

Harley earned his bachelor's in business administration from Ohio State. He additionally owns a master's degree in kinesiology from Michigan State.

Harley and his wife, Danielle, have two sons, Paxton and Nash.



# OFFENSIVE COORDINATOR/QBs KEITH HECKENDORF

STAFF



Keith Heckendorf begins his fifth season in 2023 as the Red Wolves' offensive coordinator and quarterbacks coach.

Heckendorf guided a Red Wolves' offense that has put up impressive numbers while featuring numerous All-Sun Belt Conference selections and a pair of wide receivers in Omar Bayless and Jonathan Adams Jr. who earned multiple All-America accolades.

Last season, four players on offense earned All-Sun Belt accolades. Quarterback James Blackman, runningback John23nie Lang Jr., wide receiver Champ Fleming and offensive lineman Jordan Rhodes were selected All-Sun Belt at their respective positions.

In the 2021 season alone, Arkansas State ranked 11th in the nation in passing offense (313.9 ypg) and averaged nearly 400 yards total offense per game to rank fourth in the Sun Belt. The Red Wolves put up over 500 yards in a game four times, including 680 against Memphis for the fourth most in school history.

The year prior, in 2020, Arkansas State ranked second in the nation in passing offense (364.4 ypg) and averaged 488.9 yards total offense that was not only the 14th highest in the country, but also the second best ever by an A-State team.

The Red Wolves' prolific passing offense put up 39 touchdowns, which broke both the school and Sun Belt Conference records. The offense averaged 6.3 yards per play for the second-highest mark ever by an A-State squad and averaged 32.9 points per game to rank 35th in FBS.

Heckendorf's initial season at A-State saw the offense ranked 26th and 33rd in the country in scoring offense and total offense, respectively, to help the Red Wolves' post an 8-5 record and Camellia Bowl victory over Florida International.

The 2019 team ranked No. 10 in the country in passing offense (312.1 ypg) and No. 14 in team passing efficiency (157.55) as well.

Also overseeing the quarterbacks position each of the last five years, Heckendorf mentored a pair of quarterbacks named 2020 All-Sun Belt Conference Honorable Mention in Logan Bonner and Layne Hatcher. The duo combined for 3,921 passing yards that, when combined, would have ranked as the third most in the nation among any single quarterback despite A-State playing just 11 games.

The quarterback position wasn't the only one to flourish in Heckendorf's high-powered offense as wideouts Bayless and Adams were named the Sun Belt's 2019 Player of the Year and 2020 Offensive Player of the Year, respectively. All said, A-State has had 17 play-

## COACHING CAREER

| Year      | School           | Position                                  |
|-----------|------------------|---|
| 2004      | Mosinee HS       | Assistant Coach                           |
| 2005      | Nebraska         | Offensive Quality Control                 |
| 2006-07   | Nebraska         | Offensive Graduate Assistant              |
| 2008-10   | Western Carolina | Offensive Coordinator/QBs Coach           |
| 2011-13   | North Carolina   | Player Development                        |
| 2014-15   | North Carolina   | Quarterbacks Coach/Recruiting Coordinator |
| 2016-18   | North Carolina   | Passing Game Coordinator/QBs Coach        |
| 2019-cur. | Arkansas State   | Offensive Coordinator/QBs Coach           |

# OFFENSIVE COORDINATOR/QBs KEITH HECKENDORF



STAFF

ers tabbed all-conference between the quarterback, running back, tight end, wide receiver and offensive line positions.

Bayless, along with fellow wide receiver Kirk Merritt, signed NFL free agent contracts with the Carolina Panthers and Miami Dolphins, respectively, following the 2019 campaign.

Heckendorf came to A-State after spending the previous eight seasons in multiple roles with the North Carolina football program, including the last five as quarterbacks coach. He also served as the Tar Heels' passing coordinator the last three years and as the recruiting coordinator in 2014 and 2015.

The Mosinee, Wis., native also spent the 2011-13 seasons in a player development position at North Carolina.

His time at North Carolina saw the football program play in five bowl games and appear in the 2015 Atlantic Coast Conference (ACC) championship game, the same year the Tar Heels won 11 games for their best season in nearly two decades.

North Carolina won 19 combined games in 2015 and 2016, which were the most in Chapel Hill since the 1996 and 1997 seasons. The Tar Heels finished 15th in the country in the top 25 polls in 2015 when it led the nation in yards per play and ranked ninth in scoring offense with a school-record 40.7 points per game.

North Carolina's passing game was among the nation's best under Hecken-

dorf's leadership, while the Tar Heels also set the school record for passing yards three of the last five seasons. During that time Heckendorf tutored some of the most successful quarterbacks in school history, including the 2017 NFL Draft's No. 2 overall pick in Mitch Trubisky.

Prior to his tenure at North Carolina, Heckendorf spent three seasons as the offensive coordinator and quarterbacks coach at Western Carolina. He also spent three seasons at Nebraska that included trips to the 2005 Alamo Bowl and 2007 Cotton Bowl.

Heckendorf had a standout career as a quarterback at St. Cloud State (Minn.) from 2000-03. He was a two-time finalist for the Harlon Hill Trophy, which is given annually to the top player in NCAA Division II football, finishing second and third in the voting. He was also a consensus American Football Coaches Association (AFCA) All-America pick, and a two-time Academic All-America choice.

He was the Division II recipient of the prestigious National Football Foundation (NFF) Scholar-Athlete Award. He earned his bachelor's degree in elective studies from St. Cloud State University in 2004, and he completed his master's in education administration from the University of Nebraska in 2014.

A native of Mosinee, Wis., Heckendorf is married to the former Ms. Mia Mauer of Saint Paul, Minn. They have twin sons Ethan and Elliott.





## ASSOCIATE HC/RUNNING BACKS MARQUASE LOVINGS

STAFF



Marquase Lovings enters his second season at Arkansas State in 2023 as the Red Wolves' associate head coach and running backs coach.

Lovings guided Johnnie Lang Jr. to All-Sun Belt accolades in 2022. Lang registered 419 rushing yards and three rushing touchdowns to go with 24 catches for 238 yards and three more scores. Brian Snead rushed for six touchdowns on the season, two more than A-State had total during the 2021 season.

Lovings came to A-State after most recently spending the 2021 season as the defensive line coach at Nicholls State, but also returns to the sideline as an assistant coach of a Sun Belt Conference program for the second time after previously serving as Louisiana's running backs coach for six seasons from 2011-16 and defensive line coach for one other in 2017. He has been

part of seven bowl games and two FCS playoff appearances during his coaching career.

Returning to Nicholls State for his second stint as defensive line coach in 2021, he helped the Colonels defense rank No. 2 in the Southland Conference in total defense while posting the program's fifth consecutive winning season. He was also a member of the Nicholls State coaching staff in 2018, when the Colonels collected the first of back-to-back conference championships.

Between his two stints at Nicholls State, Lovings spent the 2019 and 2020 campaigns at Austin Peay. He was named interim head coach in the fall of 2020 after serving as associate head coach for the Governors in 2019, when he oversaw the defensive line. Under his leadership, Austin Peay concluded the 2020 year by winning four of its final five games, including a 34-31 victory over No. 13 Murray State in its season finale.

Austin Peay posted one of the best defensive seasons in program history in 2019, ranking among the FCS' top 20 in rushing defense (No. 8), total defense (No. 12), scoring defense (No. 15) and third-down defense (No. 16). Josephus Smith and Shaun Whittinghill each earned All-Ohio Valley Conference honors and John Wesley Whiteside was named to the league's All-Newcomer team.

### COACHING CAREER

| Year      | School            | Position                     |
|-----------|-------------------|------------------------------|
| 2007-08   | Mississippi State | Defensive Quality Control    |
| 2009-10   | Mississippi State | Defensive Graduate Assistant |
| 2011-16   | Louisiana         | Running Backs                |
| 2017      | Louisiana         | Defensive Line               |
| 2018      | Nicholls          | Defensive Line               |
| 2019      | Austin Peay       | Defensive Line               |
| 2020      | Austin Peay       | Interim Head Coach           |
| 2021      | Nicholls          | Defensive Line               |
| 2022-cur. | Arkansas State    | Running Backs                |

## ASSOCIATE HC/RUNNING BACKS MARQUASE LOVINGS



STAFF

During Lovings' seven seasons at Louisiana, including his first six as running backs coach, the Ragin' Cajuns played in the New Orleans Bowl five times, winning four of those contests. He was a 2014 nominee for the Broyles Award, which is awarded to the nation's top assistant coach, and in 2018, he was a recipient of the 35 Under 35 AFCA Coaches Leadership Institute.

Under his direction, former Ragin' Cajuns running backs Elijah McGuire and Alonzo Harris combined to rush for over 3,800 yards and 48 touchdowns during a two-year span (2013-14) that saw each earn All-Sun Belt honors. In 2014, McGuire earned Player of the Year and Offensive Player of the Year honors for the league. McGuire went on to rush for over 4,300 yards and 42 touchdowns while at Louisiana and was a sixth-round NFL Draft pick by the New York Jets.

During the 2013 season, the duo each combined for over 1,800 yards and 22 rushing touchdowns and each earned First Team All-Sun Belt recognition. Louisiana finished second in the Sun Belt and 26th nationally in rushing offense with 204.5 yards per game. In 2011, Lovings helped Harris rush for 700 yards and eight touchdowns to earn the Sun Belt Freshman of the Year award.

Before joining the Ragin' Cajuns, Lovings spent four seasons at Mississippi State (2007-10), first as a defensive quality control coach before taking over as a defensive graduate assistant for his final two seasons. The Bulldogs had several standout defensive linemen, including Titus Brown and Fletcher Cox. Brown went on to play with the Cleveland Browns from 2008-12, and Cox went on to become the 12th pick of the 2012 NFL Draft by the Philadelphia Eagles.

A graduate and former walk-on tight end at Howard University, Lovings also has high school coaching on his resume with stints at Dunbar High in Washington, D.C., and his alma mater, P.K. Yonge High in Gainesville, Fla.

Lovings earned his masters in sports administration from Mississippi State University in 2008 and is currently pursuing his doctorate in education at Mississippi State.

Lovings and his wife, Krystal, have a son, EJ, and a daughter, Khloe.



# SPECIAL TEAMS COORDINATOR/SAFETIES

## JOSH CONKLIN

STAFF



Josh Conklin, a former head coach at the FCS level and defensive coordinator at multiple FBS schools, enters his first season in 2023 as the Red Wolves' special teams coordinator and safeties coach.

Conklin comes to A-State after most recently spending the last five years as the head coach at Wofford, where he led the Terriers to a pair of Southern Conference titles and was named the league's Coach of the Year in 2019.

Prior to Wofford, he served as the defensive coordinator at Pittsburgh for three seasons (2015-17) after spending the previous two years (2013-14) in the same role at Florida International. He moved into the FBS coaching ranks in 2012 as the safeties coach at Tennessee.

Conklin was the defensive coordinator at The Citadel from 2010-11, and his path to Jonesboro also included his first stop at Wofford (2007-09) and a two-year stint (2005-06) at South Dakota State as a defensive backs coach and special teams coordinator at both schools.

During Conklin's time as a head coach, defensive coordinator, special teams coordinator and position coach, he has been a part of 91 victories, helped lead his teams to either a bowl game or playoffs appearance in six different seasons and mentored over 50 all-conference selections.

Conklin's first two seasons at Wofford saw him lead the Terriers to back-to-back Southern Conference championships while reaching the NCAA

FCS playoffs in 2018 and 2019. At the conclusion of the 2019 season, he was named the conference's Coach of the Year by the media.

The 2019 squad dropped its first two games of the season before winning the next five in a row. Following a setback to Clemson, Wofford claimed wins over Mercer, Furman and The Citadel to finish its conference slate with a 6-1 record and advance to the playoffs.

A total of nine players earned All-Southern Conference honors, including quarterback and Offensive Player of the Year Joe Newman. Offensive lineman Blake Jerasaty earned the Jacobs Blocking Trophy, along with multiple All-America honors. The Terriers were ranked No. 17 by the FCS Coaches and No. 16 in the STATS FCS poll at the end of the season. Overall, the team led the conference in rushing offense, rushing defense, total defense, sacks and sacks allowed.

The 2018 campaign began with SoCon wins over The Citadel and VMI, and the team held a 6-2 record heading into the month of November. A win over Western Carolina on Nov. 10 secured a 6-2 mark in league play, which was good for a share of the Southern Conference title. The Terriers went on to defeat Elon, 17-9, in the first round of the playoffs before falling 13-10 against No. 4-ranked Kennesaw State.

Wofford had 11 players earn all-conference recognition following the season. Additionally, Miles Brown, Justus Basinger and Andre Stoddard were selected as All-Americans. The squad ended the year ranked No. 12 by the FCS Coaches and No. 13 in the STATS FCS poll, while leading the SoCon in total defense, scoring defense, rush defense, pass defense and rushing offense.

Conklin took his first head coaching position after serving three seasons as Pitt's defensive coordinator. Under Conklin's watch, Pitt featured one of the most productive pass rushes in the country, compiling 111 sacks during his time with the program. The Panthers ranked sixth nationally in sacks in 2016, averaging 3.31 per contest.

In 2017, the Panthers ended the season with a 24-14 upset of undefeated and No. 2-ranked Miami. Pitt had four sacks in the game and held the Hurricanes to 45 rushing yards. Senior cornerback Avonte Maddox was recognized as a Third Team All-ACC selection, while junior linebacker Oluwaseun Idowu and junior safety Jordan

### COACHING CAREER

| Year      | School                | Position                           |
|-----------|-----------------------|------------------------------------|
| 2003-04   | South Dakota State    | Graduate Assistant                 |
| 2005-06   | South Dakota State    | Secondary/Special Teams            |
| 2007-09   | Wofford               | Defensive Backs                    |
| 2010-11   | The Citadel           | Defensive Coordinator              |
| 2012      | Tennessee             | Safeties                           |
| 2013-14   | Florida International | Defensive Coordinator              |
| 2015-17   | Pittsburgh            | Defensive Coordinator              |
| 2018-22   | Wofford               | Head Coach                         |
| 2023-cur. | Arkansas State        | Special Teams Coordinator/Safeties |

# SPECIAL TEAMS COORDINATOR/SAFETIES JOSH CONKLIN



STAFF

Whitehead received Honorable Mention All-ACC honors.

Conklin's 2016 unit also boasted lofty national rankings in rush defense (16th, 119.6 yards per game) and defensive touchdowns (eighth, four TDs). The Panthers collected a 43-42 win over eventual national champion Clemson in Death Valley to highlight an 8-5 season that culminated in a trip to the Pinstripe Bowl. In his first season as defensive coordinator, Pitt posted an 8-5 record and earned a berth in the Military Bowl.

Defensive end Ejuan Price enjoyed the finest two years of his career playing in Conklin's defense. Price racked up 24.5 sacks over the 2015-16 seasons and was twice selected First Team All-ACC. As a senior, he led the conference and ranked second in the country in tackles for loss (1.8 per game) en route to Second Team All-America honors. Price was selected by the Los Angeles Rams in the 2017 NFL Draft. In the secondary, safety Jordan Whitehead was an All-ACC selection each of his first two seasons and was the league's 2015 Rookie of the Year.

Conklin joined Pitt after building an impressive resume as FIU's defensive coordinator for two years. In his final season, he was nominated for the prestigious Broyles Award after overseeing a unit that ranked first nationally in fumble recoveries (19), second in defensive touchdowns (6), fourth in turnovers gained (33), eighth in turnover margin (plus-11 overall; 0.92 margin per game) and 35th in total defense (363.8 ypg).

Prior to FIU, Conklin was the safeties coach at the University of Tennessee and defensive coordinator and safeties coach at The Citadel. During his lone season in Knoxville, he coached safety LaDarrell McNeil, who was named to the SEC All-Freshman Team. Cornerback Byron Moore also finished the season with five interceptions, the fifth most in the country.

While at The Citadel, Conklin coached cornerback Cortez Allen, a member of the Pittsburgh Steelers from 2011-15. Conklin's defenses at The Citadel ranked among the best in the Southern Conference. The Bulldogs were especially stingy in scoring defense in 2011, holding their opponents under 20 points in seven of 11 contests.

From 2007-09, Conklin coached the defensive backs at Wofford. He added special teams to his responsibilities in his final season working with the Terriers.

During Conklin's initial two years, Wofford had 33 interceptions. The Terriers led the Southern Conference in 2007 with 20 interceptions and ranked second in 2008 with 13. Wofford advanced to the FCS Playoffs in each of those seasons.

In 2007, the Terriers won the second Southern Conference title in school history and led the league in scoring defense. After a historic win at Montana in the first round of the playoffs, the Terriers were defeated in the quarterfinals by Richmond. Cornerback Brian Kemp was named Second Team All-Southern Conference.

The 2008 team advanced to the first round of the playoffs before ending the year with a 9-3 record. Safety Jason Leventis and cornerback Mychael Johnson earned Second Team All-Southern Conference honors as the squad was second in the league in interceptions. While working with the specialists in 2009, punter Chris Tommie was named First Team All-Southern Conference with a 43.8 average.

Conklin's coaching career was launched at South Dakota State, where he served as a graduate assistant in 2003 and 2004. He was then promoted to a full-time post with the Jackrabbits, coaching the secondary and special teams in 2005 and 2006. In 2006, SDSU finished 21st in the nation and ranked second in the conference in pass defense.

During his two seasons as the special teams coordinator, he coached kicker and Great West Conference Special Teams MVP Parker Douglass.

Conklin, native of Gillette, Wyoming, is a 2003 graduate of Dakota State University. He was a starting linebacker and Academic All-American for the Trojans. In addition to his bachelor's in physical education from DSU, Conklin also earned a master's in sport administration from South Dakota State.

Conklin and his wife, Molly, have three children — sons Clark and Davis and daughter Millie.



# TIGHT ENDS NICK GRIMES

STAFF



Nick Grimes enters his first season at Arkansas State in 2023 as the Red Wolves' tight ends coach.

Grimes comes to A-State after most recently spending the 2022 season coaching the tight ends position at UAB, but his path to Jonesboro also included a five-year stop at Campbell and three-year stint at Cincinnati. Grimes brings 12 years of coaching experience with him to Jonesboro, including the last eight at the FBS and FCS levels.

"Nick brings a wealth of experience with him as both a coach and former student-athlete," said Jones. "The son of coach J.B. Grimes, Nick has been around football his entire life and has a strong overall knowledge of the game, specifically on the offensive side of the ball after previously working as an offensive coordinator in addition to his strong background coaching the tight ends position. We're excited to welcome him and his wife Cortney, daughter Tatum and son Gus to our Red Wolves family."

Grimes helped lead UAB to a 7-6 record and 24-20 victory over Miami (OH) in the Bahamas Bowl last year. The Blazers ended the season ranked eighth in the nation in rushing offense (235.6 ypg), 26th in third-down conversion (.452) and 32nd in total offense (438.2 ypg) while averaging 30.1 points per game.

Under Grimes direction, four different UAB tight ends combined for 28 receptions for 282 yards and three touchdowns. Following the 2022 season, Grimes briefly served as an offensive analyst on the SMU football staff before joining A-State.

"I am blessed and excited to be joining the Arkansas State family," said Grimes. "Coach Jones has put together a great staff. They have created a phenomenal culture on and off the field. I could feel the energy and enthusiasm when walking into the team room for the first time and look forward to working with these players and competing this fall. Wolves up!"

Grimes spent the 2017 through 2021 seasons at Campbell, including the last three years as the Fighting Camels' offensive coordinator. He also coached tight ends during his entire tenure at Campbell and was the special teams coordinator in 2017 and 2018.

His final season in Buies Creek, NC, saw Campbell rank 30th in the nation in passing efficiency and 51st in total offense. Three offensive players were tabbed First Team All-Big South Conference, including tight end Julian Hill, wide receiver Caleb Snead and offensive lineman Tyler McClellan.

With a four-game, all-FBS schedule in 2020, the Campbell offense ranked No. 4 among FCS programs in total offense, No. 3 in rushing offense, No. 5 in passing offense and No. 1 in third down conversions at season's end.

Quarterback Hajj-Malik Williams, the Pre-season Big South Offensive Player of the Year, was named Stats Perform FCS Player of the Week following the Camels' season opener at Georgia Southern after posting 310 yards total offense (237 pass, 73 rush) with three touchdowns. Additionally, two Camels on the offensive side of the ball were named Second Team All-Big South despite not playing a league schedule in 2020, including Hill and McClellan.

During his first season as offensive coordinator, Grimes led one of the most balanced attacks in the Big South. The Camels posted at least 200 rushing yards and 200 passing yards in the same game six different times

## COACHING CAREER

| Year      | School         | Position              |
|-----------|----------------|-----------------------|
| 2014      | Cincinnati     | Graduate Assistant    |
| 2015-16   | Cincinnati     | Tight Ends/Fullbacks  |
| 2017-18   | Campbell       | Tight Ends            |
| 2017-21   | Campbell       | Offensive Coordinator |
| 2022      | UAB            | Tight Ends            |
| 2023-cur. | Arkansas State | Tight Ends            |





STAFF

in 2019. Campbell rushed for a season-high 269 yards at North Alabama, while passing for a season-best 266 yards on its way to 515 yards total offense in a win at Mercer. The Camels also rushed for 100 or more yards six times on the season.

Four offensive players earned Big South postseason honors for Campbell, including Offensive Freshman of the Year Malik Williams. Offensive linemen Jacob Cuddington and McLellan were tabbed first and second team all-conference, respectively, while tight end Michael Wooten garnered Big South All-Academic accolades.

Williams, also named First Team Freshman All-America (HERO Sports), was a four-time Big South Freshman of the Week in 2019, earning honorable mention FCS Freshman of the Week nods five times. A STATS Jerry Rice Award finalist, the quarterback became the second Camel and first CU freshman to pass for more than 2,000 yards in a single season.

In 2018 as Campbell's tight ends coach, the Camels ranked ninth nationally in sacks allowed, clearing the way for six individual 100-yard rushing games. Campbell own the Big South's second-ranked passing offense, standing No. 2 in pass completions, passing yards and pass touchdowns, as well as third-ranked totals in scoring offense, touchdowns, total offense, rushing yards and rushing touchdowns. Wooten was named to the Big South's All-Academic team, as well as second team all-conference by Phil Steele.

In Grimes' first season on the Campbell staff in 2017, the Camels' offense became the PFL's top offensive unit, averaging 436.5 yards per game – a school record. CU was also one of two squads in the PFL to average more than 33 points per game, adding the league's second highest rushing yards per game total with a 228.7 average.

Campbell also set school records for passing touchdowns (21) and passing yards per game (207.8), while hitting the 50 touchdown mark for the second time in the program's 10 seasons.

Grimes moved to Campbell after three seasons at Cincinnati under head coach Tommy Tuberville, who was an assistant coach at A-State in 1983 and 1984. He served as the Bearcats' tight ends and fullbacks coach in 2015 and 2016. In 2014, Grimes' first season at Cincinnati, he was a graduate assistant for tight ends and special teams.

During his time at Cincinnati, the Bearcats participated in the 2015 Hawaii Bowl, as well as the 2014 Military Bowl after claiming a share of the American Athletic Conference title.

Grimes has a wealth of experience at the prep level in Texas, coaching three seasons at Navasota High School from 2010-12 and at Howe High School in 2013, where he was the offensive coordinator and strength and conditioning coordinator.

After lettering one season as a defensive lineman at Tulsa, Grimes transferred to Sam Houston State, where he lettered three seasons, earning honorable mention All-Southland Conference accolades and also taking a SHSU offensive lineman of the year nod. He was a team captain as well.

Grimes graduated from Sam Houston State University in 2009 with a degree in kinesiology and a minor in history.

Originally from College Station, Texas, Grimes finished his high school career at J.H. Rose High School in Greenville, N.C., where he was an all-district performer, state championship defensive player of the game and a Shrine Bowl participant.

He and his wife, Cortney, have two children – daughter Tatum and son Gus.



# WIDE RECEIVERS DERRICK LETT

STAFF



Derrick Lett is in his third season overseeing the wide receivers unit for Arkansas State in 2023. Prior to his arrival in Jonesboro, Lett spent eight years (2013-20) coaching at the collegiate level, including stops at Tennessee (2013-14) and Yale (2015-20).

Lett guided Champ Flemings, the first A-State receiver with back-to-back 100-yard receiving games since 2020, to All-Sun Belt recognition. Nine different receivers logged receptions during the year, led by Flemings with 41 catches for 492 yards. Jeff Foreman led the team with four receiving touchdowns while having 491 yards on 30 total receptions.

In 2021, second-year freshman Corey Rucker and junior Te’Vailance Hunt earned All-Sun Belt Conference Second Team and Third Team honors, respectively, under Lett’s watch. Rucker also earned FWAA Freshman All-America honors, posting a team-leading 826 receiving yards on 59 catches. His nine touchdowns ranked second in the league.

The Red Wolves saw 11 different wide receivers get involved in A-State’s passing game that ranked 11th in the nation with 313.9 yards per game. Hunt accounted for 51 receptions covering 740 yards and six touchdowns, while Jeff Foreman added 31 catches for 556 yards to give him a 17.9 yards-per-catch average.

Prior to A-State, Lett coached running backs at Yale six years while also serving as the Bulldogs assistant head coach from 2019-20. Lett, who was also Yale’s recruiting coordinator, helped lead the program to Ivy League championships in both 2017 and 2019 with identical 9-1 records each of those seasons.

He regularly helped sign FCS recruiting classes that were ranked among the top five nationally while overseeing a running backs unit that excelled under his direction. He coached three running backs who earned All-Ivy League honors at least once, including Alan Lamar, Deshawn Salter and Zane Dudek.

Dudek was also tabbed an FCS All-America selection, while Lamar was named to the Freshman All-America Team in 2016. He also coached former Yale running back Austin Reuland, who played in the CFL.

An offensive quality control assistant at Tennessee under Jones for two seasons prior to Yale, Lett worked with the running backs, wide receivers and punt return group while assisting the recruiting coordinator.

He helped lead the 2014 Volunteers to their first bowl-game victory since 2010. Working mainly with the wide receivers, the unit had four members record at least 30 catches. As a group,

## COACHING CAREER

| Year      | School          | Position                                      |
|-----------|-----------------|---|
| 2009-12   | Bowing Green HS | QBs/WRs/Secondary                             |
| 2013-14   | Tennessee       | Offensive Quality Control                     |
| 2013-20   | Yale            | Running Backs/Recruiting Coordinator          |
| 2019-20   | Yale            | Asst. HC/Recruiting Coordinator/Running Backs |
| 2021-cur. | Arkansas State  | Wide Receivers Coach                          |



STAFF

they caught 19 touchdown passes in 12 games.

Prior to his time at Tennessee, Lett spent four years as an assistant at Bowling Green (Ohio) High School. He was in charge of the secondary his first two years before becoming the passing game coordinator, primarily in charge of quarterbacks and wide receivers. He implemented a new offense that more than doubled passing production, helping three of his players earn college scholarships. In addition to his coaching duties with football, he also coached the varsity track team.

A four-year letter winner at Bowling Green State University from 2001-05, Lett appeared in 49 consecutive games, helping the Falcons to two bowl-game victories, and at one point, a No. 16 ranking in the country. He was part of a wide receiver corps that ranked third in the country by Athlon Sports, as well as an offense that finished fourth in the nation in scoring.

Lett, who earned the school's Coaches Award, graduated with a Bachelor of Science in Business Administration in 2006.

Lett and his wife, Andi, have two daughters, Jaela and Alise.



# OFFENSIVE LINE ANDY KWON

STAFF



Kwon enters his third season on the Red Wolves coaching staff after joining the program in 2021. After spending his first season as the tight ends coach, Kwon's coaching duties shifted to the offensive line in 2022.

In his first season working with the offensive line, A-State produced 16 rushing touchdowns, most since having 18 back in 2018. Kwon guided Jordan Rhodes to All-Sun Belt recognition with Rhodes making 11 starts at right guard. Rhodes was invited to minicamp with the New Orleans Saints becoming the first A-State offensive lineman since Lanar Bonner (2019) to have an NFL opportunity.

While working with the tight ends, Kwon helped guide freshman Emmanuel Stevenson to Sun Belt Conference Honorable Mention honors last year. Stevenson ended his true freshman season with 22 receptions for 193 yards and a pair of scores.

Four tight ends contributed in the passing game for A-State last season by recording a combined 37 receptions for 325 yards and three scores, while

also playing a role in the Red Wolves' rushing attack that featured running back Alan Lamar, a Second Team All-Sun Belt Conference selection as an all-purpose player.

Kwon comes to Arkansas State after most recently spending three seasons working with Jones at Alabama as an offensive line graduate assistant coach, helping the Crimson Tide post an 11-0 record and No. 1 spot in the College Football Playoff (CFP) rankings in 2020.

His first two seasons with the program in 2018 and 2019 saw it compile a combined 25-3 record. The 2018 team played in the CFP national championship game, while the 2019 squad capped off the year with a 35-16 win over Michigan in the Citrus Bowl to finish ranked No. 8 in the final AP Top 25 poll.

Kwon also completed a "Bill Walsh Minority Internship" with the Cleveland Browns in May of 2019.

Prior to his time at Alabama, Kwon served as an offensive graduate assistant coach at Akron during the 2017 season. That year, the program soared to first place in the MAC East with huge victories over Ohio and Kent State to claim the division title and a spot in the MAC Championship game for the second time in program history and first time since 2005. Akron also advanced to an FBS bowl for the second time in three years, another program first.

A two-year team captain and two-time All-Sun Belt Conference selection as an offensive lineman at Georgia Southern, Kwon participated in an undrafted free agent tryout for the NFL's Arizona Cardinals following his

### COACHING CAREER

| Year      | School         | Position                          |
|-----------|----------------|-----------------------------------|
| 2017      | Akron          | Offensive Graduate Assistant      |
| 2018-20   | Alabama        | Offensive Line Graduate Assistant |
| 2021      | Arkansas State | Tight Ends                        |
| 2022-cur. | Arkansas State | Offensive Line                    |

## OFFENSIVE LINE ANDY KWON



STAFF

collegiate playing career. He was also a member of the Rimington Trophy Watch List during his time with the Eagles.

Kwon earned his bachelor's degree in Sports Management in 2017 from Georgia Southern University before going on to receive his Master of Science in Human Environmental Sciences from the University of Alabama in 2020.

Kwon and his wife, Tessa, were married in December 2022.





# LINEBACKERS JON SHALALA

STAFF



Jon Shalala is in his third season as linebackers coach for Arkansas State in 2023.

Shalala helped A-State show the most improvement of any defense in the nation last season, allowing 98.7 fewer rush yards per game than the previous season. The Red Wolves allowed seven fewer points per game, 100 total fewer yards per game to improve 40 spots in the national rankings, their third down percentage defense improved from 41.4 percent to 36.4 percent to rank top-50 nationally. Three linebackers, Jordan Carmouche (83), Melique Straker (81) and Jaden Harris (76) were the leading tacklers for the Red Wolves defense in 2022.

In 2021, Shalala's linebackers were part of a defensive unit that helped the Red Wolves post 18 turnovers gained, seven more than the previous year. The Red Wolves increased their interceptions total from six in 2020 to seven in 2021, while also recording one more fumble recovery.

Senior linebacker Caleb Bonner finished the season ranked third on the team in tackles with 64 to his credit, but Melique Straker also emerged late in the season by posting 32 of his 50 stops over the final four games of the season.

Straker and the linebackers helped the Red Wolves show a marked improvement on the defensive side of the ball in the second of the season, allowing 157 fewer yards per game and 16.0 less points per contest over the last six outings in comparison to the first six.

The Red Wolves also allowed 2.4 yards less per play during that stretch, which included a win over ULM that was clinched on A-State interception.

Shalala came to A-State after spending the 2020 season primarily working with the linebackers unit at Mississippi State as a defensive quality control coach.

He joined the Bulldogs' staff following a three-year stint at Tennessee as a defensive graduate assistant, including the 2016 season when he worked under head coach Butch Jones and the Volunteers won the Music City Bowl.

Shalala joined Tennessee in the summer of 2016 after coaching the offensive line and tight ends at Arizona Western College in 2015. His lone season at the school saw the Matadors post a 7-4 overall record, including a 14-5 victory over the College of DuPage in the El Toro Bowl.

## COACHING CAREER

| Year      | School            | Position                     |
|-----------|-------------------|------------------------------|
| 2015      | Iowa Barnstormers | Wide Receivers               |
| 2015      | Arizona Western   | Offensive Line/Tight Ends    |
| 2016-18   | Tennessee         | Defensive Graduate Assistant |
| 2019-20   | Mississippi State | Defensive Quality Control    |
| 2021-cur. | Arkansas State    | Linebackers                  |

## LINEBACKERS JON SHALALA



STAFF

Prior to joining Arizona Western's staff, Shalala worked one season as the wide receivers coach for the Iowa Barnstormers in Des Moines, Iowa, while finishing his degree as a senior at Grand View University.

The Sugar Land, Texas, native earned his bachelor's degree in kinesiology and psychology from Grand View University, which he attended from 2011-14 while playing quarterback for the 2013 NAIA National Champions.



# DEFENSIVE RUN GAME COORD./DEFENSIVE LINE VINSON REYNOLDS

STAFF



Owning over 15 years of collegiate coaching experience, Vinson Reynolds begins his second season at Arkansas State in 2023 as the Red Wolves' defensive line coach and defensive run game coordinator.

Reynolds helped the A-State defense become the most improved rush defense in the country allowing nearly 100 fewer rushing yards per game than the previous season. The Red Wolves allowed seven fewer points per game, 100 total fewer yards per game to improve 40 spots in the national rankings, their third down percentage defense improved from 41.4 percent to 36.4 percent to rank top-50 nationally. He guided Kivon Bennett to a second consecutive all-conference selection while TW Ayers was honorable mention all-conference at defensive tackle.

Reynolds spent the six seasons as the defensive line (2016, 2020-21) and defensive tackles (2017-19) coach at Syracuse, but his career path to A-State

also included coaching positions at Western Michigan, Central Michigan, Central Oklahoma, Oklahoma State and Wisconsin-Platteville. He was part of at least one bowl game at all four of his FBS stops.

When Reynolds arrived at Syracuse in 2016, he molded a young defensive line that featured future NFL Draft selection Chris Slayton and two freshman starters at defensive end. The results showed the following season, as his group of interior lineman contributed to a Syracuse defense that allowed 6.4 fewer points, 28.3 fewer rushing yards and 57.1 fewer total yards per game than the year before.

The growth of the Orange's defensive line continued under Reynolds direction, helping the squad rank among the top 16 teams in the country in sacks during two different seasons. Their 2018 defense actually ranked in the top 10 nationally in five defensive categories, including turnovers gained (3rd), fumbles recovered (5th) and sacks (6th).

The performance helped spur Syracuse to a 10-3 record, a Camping World Bowl victory over West Virginia and a No. 15 ranking in the final AP Top 25 and AFCA Coaches Polls. Slayton flourished as the anchor of the front seven, earning an invitation to the East-West Shrine Bowl after the season before being drafted by the New York Giants.

In 2021, Syracuse ranked third in the Atlantic Coast Conference (ACC) and 16th nationally with over six sacks per game. Cody Roscoe was selected to the All-ACC First Team, while Josh Black

## COACHING CAREER

| Year      | School                | Position                     |
|-----------|-----------------------|------------------------------|
| 2006-07   | Wisconsin-Platteville | Defensive Line               |
| 2008      | Oklahoma State        | Defensive Graduate Assistant |
| 2009      | Oklahoma State        | Defensive Quality Control    |
| 2010      | Central Oklahoma      | Defensive Line               |
| 2011-12   | Central Michigan      | Defensive Line               |
| 2013-15   | Western Michigan      | Defensive Line               |
| 2016      | Syracuse              | Defensive Line               |
| 2017-19   | Syracuse              | Defensive Tackles            |
| 2020-21   | Syracuse              | Defensive Line               |
| 2022-cur. | Arkansas State        | Defensive Line               |

# DEFENSIVE RUN GAME COORD./DEFENSIVE LINE VINSON REYNOLDS



earned honorable mention honors.

Reynolds joined the Orange after serving as the defensive line coach at Western Michigan from 2013-15. At WMU, he was part of a staff that engineered one of the most impressive turnarounds in FBS history. Reynolds and the WMU coaches transformed the Broncos from a 1-11 team in 2012 into a program that earned consecutive bowl berths in 2014 and 2015. The 2015 Broncos were 8-5 and defeated Middle Tennessee 45-31 in the Bahamas Bowl, the first bowl victory in school history.

In 2014, Reynolds directed a Western Michigan defensive line that recorded 17 of the team's 29 sacks. The unit was part of a Bronco defense that finished third in the Mid-American Conference (MAC) in points allowed per game. Reynolds also was recognized for his recruiting prowess that year. Rivals.com named him to its list of the top 10 recruiters from schools outside the Power Five and American Athletic Conference. That year Reynolds helped solidify, what was at the time, the website's highest ranked class (No. 58) in MAC history.

Prior to his stint in Kalamazoo, Reynolds mentored the defensive linemen at Central Michigan where he helped the Chippewas to a win over Western Kentucky in the 2012 Little Caesars Pizza Bowl. The group included Pittsburgh Steelers and Buffalo Bills defensive end Leterrius Walton, who was selected in the sixth round of the 2015 NFL Draft.

Before making the move to CMU, Reynolds was the defensive line coach

at Central Oklahoma in 2010. He also previously worked as a graduate assistant and defensive quality control coach at Oklahoma State for head coach Mike Gundy. Oklahoma State made appearances in the 2008 Holiday Bowl and 2010 Cotton Bowl while Reynolds was on the OSU staff.

Reynolds started his coaching career in 2006 as the defensive line coach at Division III University of Wisconsin-Platteville.

In addition to his collegiate experience, Reynolds has completed two NFL internships. In 2015, he gained critical coaching skills and perspective with the Baltimore Ravens under John Harbaugh. During the summer of 2016, Reynolds worked with head coach Chuck Pagano and the staff of the Indianapolis Colts.

A Detroit, Michigan native, Reynolds played his college football at Northern Illinois from 2000-03. He was named to the All-MAC First Team at defensive end as a senior after totaling 76 tackles, including 15 for a loss, and six sacks.

Reynolds earned his undergraduate degree from Northern Illinois in 2004. He received his master's degree in adult education from Wisconsin-Platteville in 2007.

Reynolds and his wife, Cynthia, have three sons – Eric Coley, Josiah Reynolds and Jeremiah Reynolds.

STAFF



# DEF. BACKS/DEF. PASS GAME COORDINATOR **JAY SIMPSON**

STAFF



Jay Simpson begins his second season at Arkansas State in 2023 as the Red Wolves' defensive backs coach and defensive pass game coordinator.

In his first season with A-State, Trevian Thomas and Eddie Smith were among the leading tacklers on the team out of the safety positions. Smith led the team with two interceptions to go with his 58 tackles while Thomas ranked fourth on the team with 76 tackles. The Red Wolves allowed fewer points per game, 100 total fewer yards per game to improve 40 spots in the national rankings, their third down percentage defense improved from 41.4 percent to 36.4 percent to rank top-50 nationally.

Simpson came to A-State after spending the last six seasons in multiple roles on the UAB football staff, including the last three as the Blazers cornerbacks coach. He helped UAB win three straight C-USA West Division titles in 2018, 2019, and 2020, along with winning the 2018 and 2020 Conference USA Championships. The championships were led in part by de-

fenses that finished top 10 nationally in total defense for three straight years (2018-2020).

Most recently, Simpson helped guide UAB to a 9-4 overall record and 6-2 mark in C-USA play in 2021 as the defense excelled once again, ranking 16th in the country in total defense. Under Simpson's guidance, Starling Thomas was named All-Conference USA after leading the team in pass break ups (8) and total passes defended (10) while Dacarrion McWilliams was a Freshman All-Conference selection.

In 2020, UAB finished seventh nationally in passing yards allowed per game, allowing just 173.2. The Blazers also ranked seventh in total defense, allowing opponents to gain 311.1 yards per game. UAB continued to excel in third down defense. The Green and Gold ranked seventh in the country after boasting a 3rd down conversion defense of .298.

Simpson's group was led by Second Team All-Conference USA members Brontae Harris and TD Marshall.

In 2019, UAB finished eighth nationally in total defense and Simpson's unit ranked eighth nationally in passing yards allowed (183.6).

Leading the charge was Honorable Mention All-Conference USA performer Marshall. After moving from wide receiver to cornerback midway through fall camp, Marshall became a full-time starter midway through the season and quickly established himself a shutdown corner.

Marshall finished the year 28 tackles and seven pass breakups. His most impactful play was a 76-yard pick-six which was the game-winning touchdown in UAB's 26-21 victory over

### COACHING CAREER

| Year      | School         | Position                     |
|-----------|----------------|------------------------------|
| 2014-15   | South Alabama  | Defensive Quality Control    |
| 2016-17   | UAB            | Defensive Graduate Assistant |
| 2018      | UAB            | Defensive Analyst            |
| 2019-21   | UAB            | Defensive Backs              |
| 2022-cur. | Arkansas State | Defensive Backs              |



## DEF. BACKS/DEF. PASS GAME COORDINATOR **JAY SIMPSON**



STAFF

North Texas in the season finale to secure the C-USA West Division title.

UAB finished the year with 56 total pass breakups and seven interceptions, leading the league in pass defense efficiency (117.0).

Simpson joined UAB in 2016 and spent two seasons (2016, 2017) as a graduate assistant working with defensive backs. He transitioned into his role as defensive analyst for UAB's record-setting 2018 season in which the Blazers finished ninth nationally in total defense.

Working alongside defensive backs coach Blake Shrader, Simpson helped the Blazers become one of the most dominant defenses in the country as their unit finished the season ranked 14th nationally in passing yards allowed and 21st in passing efficiency defense.

Prior to UAB, Simpson began his coaching career at South Alabama and spent the 2014-15 seasons with the Jags where he was quality control and worked with linebackers in 2014, and defensive backs in 2015.

Simpson played his college football at South Alabama from 2009-11 and was a two-year starter at corner. He graduated from South Alabama in 2011 with a business degree.

Simpson and his wife, Kelsey, have three daughters, Khodi, Kamden and Cassidy.



## ASSISTANT AD FOR ATHLETIC PERFORMANCE JEFF JONES

STAFF



Owning over 15 years of coaching experience at the collegiate level, including prior stops at Arkansas State, Boise State, Auburn and Appalachian State, Jeff Jones enters his third year in 2023 as the Red Wolves' Assistant Athletics Director for Athletic Performance.

Jones came to Arkansas State owning previous Sun Belt Conference championships with both the Mountaineers (2019) and Red Wolves (2012), while also collecting an SEC title at Auburn in 2013 and WAC championships at Boise State in 2006, 2008 and 2009. During his time at the four schools, they combined to play in 11 bowl games.

Jones arrived at Arkansas State after most recently spending the 2020 season as the director of athletic performance at Fairfield (Iowa) High School, which followed a one-year stint in the same role at Appalachian State when the Mountaineers claimed the 2019 New Orleans Bowl championship.

Prior to his time in Boone, NC, Jones spent three seasons (2016-18) overseeing the athletics performance program for Luther College in Decorah, Iowa.

Jones was the lead assistant athletic performance coach at Auburn for three seasons (2013-15) as well, work-

ing with a Tigers football program that appeared in the 2013 BCS National Championship Game and three consecutive bowl games.

Making his second stop in Jonesboro, Jones also spent the 2012 season in the top assistant position for the athletics performance staff at A-State. His initial year at A-State saw the Red Wolves win 10 games while claiming a second straight Sun Belt championship.

Jones began his coaching career at Boise State, working as a graduate assistant on the athletic performance staff in 2006 before taking over a full-time assistant position with the Broncos from 2007-11.

Jones earned his bachelor's degree in exercise science-health promotion from Central College in Pella, Iowa, in 2006 before going on to earn his master's degree in curriculum and instruction in foundational studies from Boise State University in 2011.

Jeff and his wife, Rachel, have one son, Colt.



Assistant AD  
Football Operations  
**BLAKE JACKSON**

Blake Jackson enters his second season in 2023 at Arkansas State as Director of Football Operations after joining the program ahead of the 2022 campaign.

Jackson spent the previous two years as the Football Operations Coordinator with the University of Tennessee. His day-to-day responsibilities included working directly with the director of football operations. He assisted with all aspects of team travel, serving as a liaison between all departments with the program and assisting in planning and execution of team events such as coaching clinics and camps.

Before his time as a football operations coordinator, Jackson spent two seasons with Volunteers as a graduate assistant in operations.

A native of Clarksville, Tenn., Jackson received his undergraduate degree in sport management from the University of Tennessee. He went on to earn his masters degree in sports management from Tennessee in 2020.



Assistant AD  
Player Personnel  
**TRIP CARRICO**

Trip Carrico III enters his first season at Arkansas State in 2023 as the Red Wolves' assistant athletics director for player personnel.

Carrico, who worked with Butch Jones for three years at Alabama from 2018-20, comes to A-State after most recently serving as the Director of Scouting at East Carolina during the 2022 season. Prior to his appointment at East Carolina, he spent the 2021 season as a regional scout for the Virginia program.

During his lone season at East Carolina, the Pirates posted an 8-5 record and defeated Coastal Carolina 53-29 in the Birmingham Bowl. Responsi-

ble for assisting with the program's recruiting strategy, ECU assembled a 2023 recruiting class ranked in the top-10 among Group of 5 programs by 247Sports, On3 and Rivals.

The Little Rock, Ark., native also served as East Carolina's co-NFL liaison, compiled transfer-portal information, provided film evaluation, assisted with roster management and compiled weekly opponent-personnel scouting reports as part of his duties.

While with the Atlantic Coast Conference member Cavaliers under former coach Bronco Mendenhall, Carrico was directly responsible for the evaluation of quarterbacks and athlete-designated prospects. Additionally, he served as an assistant NFL liaison to the director of scouting, handled the coordination of coaches travel and played a vital role in both official and unofficial visits among a myriad of other duties.

He was a member of Virginia's staff during the 2021 season when the Cavaliers were selected to play in the Fenway Bowl after posting a 6-6 regular-season record.

While an undergraduate at Alabama, Carrico spent three years on Nick Saban's staff beginning in 2018. In his role as a recruiting specialist, he was charged with researching prospects, providing and preparing recruiting film for coaches to review and evaluate, and utilizing XOS, Radar Recruiting, ARMS and various other database sites for the securement of prospect information.

Two of Alabama's three recruiting classes during Carrico's time with the program ranked first in the nation, while the other in 2020 ranked second. The Crimson Tide posted an unblemished 13-0 record on their way to claiming the National Championship in 2020.

The 2018 and 2019 seasons saw Alabama compile a combined 25-3 record. The 2018 team played in the CFP national championship game, while the 2019 squad capped off the year



## SUPPORT STAFF

STAFF

with a 35-16 win over Michigan in the Citrus Bowl to finish ranked No. 8 in the final AP Top 25 poll.

In addition to working with the Crimson Tide's national-champion football program, Carrico assisted in the UA Dean of Students Office from 2016 to 2019.

Carrico was a member of the Dean's List and National Honor Society before earning his bachelor's degree in general studies from the University of Alabama in December of 2020.



Director of Creative Video  
**CIARAN DOOLEY**

Ciaran Dooley enters his second season in 2023 as the Director of Creative Video for the Arkansas State football program.

Dooley was elevated to the position in January of 2022 after previously serving as a social media manager and video production intern during the 2021 season. In his current role, Dooley is responsible for filming and creating content for all A-State Football social media accounts, as well as working as a photographer for the team.

The Pembroke Pines, Fla., native earned his bachelor's degree in creative media production from Arkansas State University in August of 2022.



Director of Graphic Design  
**NATE SAMEL**

Nate Samuel begins his first season at Arkansas State in 2023 as the Red Wolves' graphic designer.

Samuel comes to A-State after most recently working as a graphic design intern for the Missouri football program, a role he held since August 2021. With the Tigers, he created recruiting graphics while also leading recruiting photoshoots.

In addition to his internal work, he assisted in social content creation, building graphics for awards, holidays and other social media content.




Assistant AD for Sports Medicine  
Athletics Health Care Administrator  
**ERIC ENNIS**

Eric Ennis was elevated to head athletic trainer at Arkansas State in July of 2021 after serving the previous seven years as an assistant athletics trainer working with the Red Wolves' football program.

Ennis originally came to Jonesboro prior to the start of the 2014 season, taking on duties that included providing medical care through recognition, assessment, treatment and rehabilitation for the football team.

His eight seasons with the program has seen the Red Wolves' claim two Sun Belt Conference championships while making six bowl-game appearances.

Prior to his time at Arkansas State, Ennis served as an athletic training intern for the NFL's Washington Football Team from June 2013 to 2014. His duties included assisting in the management of care, prevention, recognition, and evaluation of injuries, treatment and rehabilitation of all players and team personnel in consultation with, and under the supervision of, a team physician and/or consultants.



Director of Player Development  
**BRONTE ZLOMEK**

Other duties included uploading information into the NFL Injury Surveillance System (ISS) as required by the NFL, and assisting with the maintenance of the Impact Concussion Testing Database in compliance with NFL policy. He also assisted with documentation of daily injury and rehabilitation notes and maintained hydration tracking/reporting.

Ennis received his bachelor's degree in exercise science/athletic training from Murray State University in 2011 and a master's degree in higher education administration/athletic administration from Southeast Missouri State University in 2013.

During his time at Southeast Missouri State, Ennis served as a graduate assistant athletic trainer for the school's FCS football team, women's softball team, and baseball team.

In the summer of 2012, Ennis was a training camp intern for the NFL's St. Louis Rams. He was responsible for prevention, rehabilitation, documentation, and daily field set up. He also assisted full time with the athletic training staff with hydration, treatments, supply stock, and inventory during mini camps throughout the duration of training camp.

While at Murray State as an athletic training student, he volunteered with the football, soccer, and basketball teams.

His certifications include being a BOC certified athletic trainer, Blood Flow Restriction Therapy, Integrative Dry Needling Certified, American Red Cross First Aid and CPR, and HIV Infection and Disease Control.

He and his wife, Dani, have one daughter, Willow, and a son, Wyatt.

Bronte Zlomek enters her second season at Arkansas State, this season as the Director of Player Development after serving as the Red Wolves' Director of On-Campus Recruiting and Events in 2022.

Zlomek joined A-State in 2022 after spending the previous three years working with the Wake Forest football program in multiple capacities, including the 2021 season as a recruiting and player personnel intern. She also worked with the Demon Deacons as student assistant during 2019 and 2020.

Her internship with the Demon Deacons saw her coordinate and create itineraries for all official and unofficial visits while serving as a host for prospects and their families during all visits. She was responsible for creating and distributing weekly graphics while also assisting the director of on-campus recruiting with preparation and organization of all game days and visit activities.

The Carlsbad, Calif., native was a member of the Wake Forest volleyball team as both a student-athlete and student coach for three seasons from 2017-19, when she gained experience in the recruiting process and in team settings.

Zlomek earned her bachelor's degree in communications from Wake Forest University in May of 2021.





## SUPPORT STAFF

STAFF



Offensive Quality Control  
**ALEX JONES**

Alex Jones begins his third season in 2023 at Arkansas State, working in an offensive quality control position with the Red Wolves.

His first season at A-State saw the Red Wolves' offense rank 11th in the nation in passing offense (313.9 ypg) and averaged nearly 400 yards total offense per game to rank fourth in the Sun Belt Conference. The Red Wolves put up over 500 yards in a game four times, including 680 against Memphis for the fourth most in school history.

Jones came to A-State after spending the last three seasons as an offensive assistant with the Alabama football program. His final season (2020) with team saw the Crimson Tide post an unblemished 13-0 record on their way to claiming the National Championship.

Alabama compiled a combined 25-3 record Jones' first two years at the school in 2018 and 2019. The 2018 team played in the CFP National Championship game, while the 2019 squad capped off the year with a 35-16 win over Michigan in the Citrus Bowl to finish ranked No. 8 in the final AP Top 25 poll.

Prior to Alabama, Jones spent the 2017 season at his alma mater, the University of Tennessee, as a special teams student assistant. He was a football student-athlete playing for the Volunteers during the 2015 and 2016 seasons, serving as one of the team's kickers and holders.

Playing for his father, current A-State head coach Butch Jones, the Volunteers posted back-to-back 9-4 seasons capped with bowl game victories in 2015 and 2016. It was the first time 12 years that Tennessee put together two consecutive nine-win seasons. Jones was named to the Southeastern Conference (SEC) Football Honor Roll each of his two seasons as a student-athlete.

Jones earned his bachelor's degree in education, recreation and sport management from the University of Tennessee in 2018. He was a member of the National Society of Collegiate Scholars (NSCS) and National Society of Leadership and Success.



Offensive Graduate Assistant  
**JACK SOMPAYRAC**

Jack Sompayrac is entering his first season at Arkansas State in 2023 as a graduate assistant with the Red Wolves' offensive unit.

A graduate of South Carolina, Sompayrac comes to Jonesboro after spending the previous year as assistant director of player personnel at Charlotte, where he was also assistant recruiting coordinator.

Sompayrac also holds experience as a quarterback coach and trainer with QB1 Athletics in Columbia, S.C., as well as an intern with the Professional Coaches Group.



Offensive Quality Control  
**HUNTER TODD**

Hunter Todd enters his first season at Arkansas State in 2023, serving in an offensive quality control role. He comes to Jonesboro after a stint as offensive coordinator at NAIA John Melvin University.

Prior to John Melvin, Todd spent one season as inside wide receivers coach and specialists coach at Stetson University, where he mentored a trio of all-conference wideouts and aided in the FCS' eighth-ranked passing offense.

Todd spent the 2021 season as coaching receivers and running backs at Central Methodist University, coaching an All-American. He coached receivers at Seminole High School in 2020 following his graduation from Florida State University.



Offensive Graduate Assistant  
**RYAN FAVRE**

Ryan Favre enters his first season at Arkansas State in 2023 as a graduate assistant on the offensive side of the football. He joins the program after one season as tight ends and fullbacks coach at Stetson in DeLand, Fla.

Prior to his season with the Hatters, he was an offensive graduate assistant at Georgia Southern from 2018-21. With the Eagles, he gained experience coaching offensive linemen (2018), tight ends (2019) and quarterbacks (2020-21).

Favre owns a bachelor's degree in health and physical education from Georgia Southern, where he is also completing his master's of education in coaching.



Defensive Graduate Assistant  
**ZAC SIAS**

Zac Sias enters his second season in 2023 at Arkansas State as a graduate assistant coach working on the defensive side of the ball.

Prior to Arkansas State, Sias spent the 2020 and 2021 seasons at Mississippi Delta Community College as a graduate assistant coach and assistant defensive line coach for the Trojans.

The Rolling Fork, Miss., native is a graduate of Mississippi Valley State University, where he was a major contributor as a starter on the offensive line as both a junior and senior. His junior season, he helped the Delta Devils' run offense improve by over 1,000 yards compared to the year prior.

Sias transferred to MVSU from Hinds (Miss.) Community College, where he played for head coach Larry Williams. He spent his prep career at South Delta High School, earning all-state honors.

After earning an associate of arts

degree from Hinds, Sias went on to receive his bachelor's degree in government and politics from MVSU.



Defensive Quality Control  
**NICK MONTGOMERY**

Nick Montgomery enters his first season at Arkansas State in 2023 in a defensive quality control role. He joins the Red Wolves after spending last season at Delta State.

As a graduate assistant at Delta State in 2022, Montgomery helped the program finish the year 11-2 and advance to the second round of the NCAA Division II playoffs. In his role he coached the nickels, served as video coordinator, ran the equipment room, oversaw academics for players, oversaw student managers and student assistants, organized opponent scouting reports and recruited in Mississippi and Alabama.

Prior to his time with Delta State, Montgomery was a three-year student assistant at Mississippi State from 2019-21. He set up position meetings, relayed signals in practice and games and assisted in opponent scouts.

Montgomery earned his bachelor's degree in interdisciplinary studies from Mississippi State in 2022.



Defensive Graduate Assistant  
**GABE TORRES**

Gabe Torres enters his first season at Arkansas State in 2023 as a defensive graduate assistant. He joins the Red Wolves after three seasons at Charleston Southern as a defensive graduate assistant (2020-21) and cornerbacks coach (2022).

After two seasons as a GA for the Buccaneers, he was elevated to a full-time role coaching defensive backs. Under his watch, two players earned All-Big South honors in 2022 and




## SUPPORT STAFF

STAFF

finished inside the top 15 nationally in pass defense.

Prior to his stint at Charleston Southern, he was a defensive undergraduate assistant at North Texas during the 2019 season after two seasons (2018-19) as a recruiting student assistant.

Torres owns a bachelor's degree in recreation, event and sport management from North Texas and completed his master's in human resource management from Charleston Southern in 2022.




Defensive Quality Control  
**ZACK ROBERTSON**

Zack Robertson enters his first season at Arkansas State in 2023, serving in a defensive quality control role, primarily at the safety position.

Robertson joined A-State in the spring after two seasons as a defensive backs graduate assistant at Midwestern State, coaching two All-Lone Star Conference picks in 2021.

During the 2019 and 2020 seasons, he coached at Northeastern State in Oklahoma, serving as assistant defensive line coach (2019) and nickels coach (2020).

Robertson graduated with honors in 2021 with a degree in nutritional sciences from Northeastern State, and is set to finish with his master's of education in sports administration from Midwestern State in 2024.



Defensive Quality Control  
**JOE BRITTON**

Joe Britton enters his first season on staff in 2023, serving in a quality control role on the defensive side of the ball. Britton lettered at Arkansas State in 2022 after transferring from Missouri.

Britton played in 10 games with a pair of starts in 2022 and tallied six tackles. He played the 2017-21 seasons at Missouri, appearing in 15 games, primarily on special teams. The Bentonville, Ark., native was a first-team all-conference linebacker.



Special Teams Quality Control  
**DAKOTA TILLMAN**

Dakota Tillman is set to begin his first season in 2023 at Arkansas State in a special teams quality control role.

Tillman spent the 2022 season as special teams coordinator and outside linebackers coach at Wayne County High School in Jesup, Ga., helping the Yellow Jackets improve from 0-9 in 2021 to 10-3 and a state quarterfinal run in 2022. Under his guidance, WCHS boasted one of the best special teams units in Class AAAA and finished third in the state among all classifications for punts inside the 20.

Prior to his season in Jesup, Tillman served as special teams coordinator and defensive backs coach at Tattnall County High School (Reidsville, Ga.) for the 2021 season after three seasons as Co-Offensive Coordinator and special teams coordinator at Claxton High School (2018-20).

Tillman owns a bachelor's degree in computer science from Limestone University and master's of education in instructional technology from Georgia Southern.



## SUPPORT STAFF



Head of Team Security  
**ROBERT SPEER**



Team Escort  
**MICHAEL EXUM**



Assistant Athletic  
Performance Coach  
**CARTER ROWLAND**



Associate Athletic  
Performance Coach  
**JOHN WATERS**



Assistant Athletic  
Performance Coach  
**CORSON SWAN**



Graduate Assistant Athletic  
Performance Coach  
**DEVONTE CHANDLER**



Assistant Athletic  
Performance Coach  
**EDDIE KING**



Special Assistant to HC  
**HADLEY GREGG**



Head Equipment Manager  
**JOHN CROMER**



Assistant Director  
Football Operations  
**MIKE WAGNER**



Football Operations  
Coordinator  
**SAM BRODY**



Defensive Scouting  
Coordinator  
**CHANDLER SMITH**



Offensive Scouting  
Coordinator  
**CAM HUGHES**

STAFF



# GAME 1 GRAMBLING STATE

REVIEW



| SCORING         | 1  | 2  | 3  | 4 | OT | F  |
|-----------------|----|----|----|---|----|----|
| Grambling State | 0  | 0  | 3  | 0 | -  | 3  |
| Arkansas State  | 16 | 14 | 21 | 7 | -  | 58 |



CENTENNIAL BANK STADIUM • JONESBORO, ARK. • SEPT. 3, 2022

**JONESBORO, Ark.** - A potent offense and stout defense lifted the Arkansas State football team to a dominant 58-3 season-opening win over Grambling State Saturday night at Centennial Bank Stadium.

A-State (1-0) pounded out 339 yards on the ground and 233 through the air for 572 yards of offense, while holding the Tigers (0-1) to just 102 total yards of offense. The Red Wolves' rushing total is the most since Oct. 5, 2016 (343 versus Georgia Southern). A-State also did not punt in a game for the first time since Sept. 24, 2011, against Central Arkansas.

The Red Wolves scored six times on the ground, eclipsing last season's total (4) and the most in a single game since Oct. 3, 2015, versus Idaho (6). Johnnie Lang led the ground attack with 124 yards on 13 carries, while Brian Snead rushed 12 times for 57 yards. Freshman Mike Sharpe II added 32 yards on seven attempts. All three found the end zone.

Defensively, A-State held its opponent without a touchdown since Oct. 19, 2019, while also limiting the ground game to under 50 yards since Dec. 2, 2017. The Red Wolves also allowed the fewest yards since giving up just 69 on Sept. 5, 2009 (vs Mississippi Valley State).

## SCORING PLAYS

- 1st - 13:12** ASU: James Blackman 29 yd pass to Champ Flemings (Zvada PAT GOOD)  
**1st - 8:26** ASU: James Blackman 13 yd pass to Seydou Traore (Zvada PAT GOOD)  
**1st - 0:51** ASU: SAFETY  
**2nd - 13:23** ASU: Brian Snead 5 yd rush (Zvada PAT GOOD)  
**2nd - 7:48** ASU: James Blackman 9 yd rush (Zvada PAT GOOD)  
**3rd - 10:13** ASU: James Blackman 2 yd rush (Zvada PAT GOOD)  
**3rd - 5:20** GRAM: Garrett Urban 30 yd FG GOOD  
**3rd - 4:45** ASU: Johnnie Lang 2 yd rush (Zvada PAT GOOD)  
**3rd - 0:38** ASU: AJ Mayer 2 yd rush (Zvada PAT GOOD)  
**4th - 11:43** ASU: Mike Sharpe II 3 yd rush (Ellison PAT GOOD)

## TEAM STATS

### GRAM

### ASU

|                    |        |         |
|--------------------|--------|---------|
| First Downs        | 9      | 34      |
| Rushing Yards      | 50     | 339     |
| Comp-Att-Int       | 4-18-1 | 20-26-0 |
| Passing Yards      | 52     | 233     |
| Punt Return Yards  | 0-0    | 2-19    |
| Punts-Avg.         | 8-36.6 | 0-0.0   |
| Fumbles-Lost       | 3-0    | 0-0     |
| Penalties-Yards    | 15-132 | 7-80    |
| Time of Possession | 24:06  | 35:54   |

## INDIVIDUAL STATS

**RUSHING** - Lang 13-124-1; Mayer 7-74-1; Snead 12-59-1; Sharpe II 7-32-1; Cross 8-34; Murray 5-13; Blackman 2-11-2

**PASSING (COMP-ATT-TD-INT)** - Blackman 15-20-2-0; Mayer 5-6-23-0-0

**RECEIVING** - Flemings 7-122-1; Waleed 5-25; Cross 2-6; Lang 1-23; Jones 2-14; Traore 1-13-1; Snead 1-8; Milliner 1-8; Tyler 1-6; Foreman 1-5; Jenkins 1-3; Murray 1-0





| SCORING        | 1  | 2  | 3  | 4 | OT | F  |
|----------------|----|----|----|---|----|----|
| Arkansas State | 3  | 6  | 3  | 0 | -  | 12 |
| #3 Ohio State  | 14 | 10 | 21 | 0 | -  | 58 |



OHIO STADIUM • COLUMBUS, OHIO • SEPT. 10, 2022

COLUMBUS, Ohio - Facing the third-ranked team in the country, the Arkansas State football team fought hard but dropped a 45-12 decision at Ohio State Saturday at Ohio Stadium.

Dominic Zvada went 4-for-4 from field-goal range for A-State (1-1), including a long of 45 yards, but the Buckeyes (2-0) relied on four touchdown passes from quarterback CJ Stroud. The Red Wolves' offense did not turn the ball over for the third straight outing dating back to last season, and has back-to-back games in the same season with no turnovers for the first time since 2016.

For the second straight game, receiver Champ Flemings racked up 100-plus yards, gaining 105 on a career-high 10 catches. The Pasadena, Calif., native recorded a long of 58 yards, while also rushing twice for 20 yards.

James Blackman completed 20-of-34 passes for 188 yards and connected with 10 different receivers for the second consecutive outing.

A-State gained 276 yards of total offense, including 223 through the air, and went 1-for-2 on fourth down attempts. Ohio State racked up 538 yards – 370 passing, 168 rushing.

SCORING PLAYS

- 1st - 10:04 OSU: CJ Stroud 42 yd pass to Marvin Harrison, Jr. (Ruggles PAT GOOD)
- 1st - 5:56 ASU: Dominic Zvada 29 yd FG GOOD
- 1st - 4:23 OSU: TreVeyon Henderson 8 yd rush (Ruggles PAT GOOD)
- 2nd - 14:56 OSU: Noah Ruggles 24 yd FG GOOD
- 2nd - 13:33 ASU: Dominic Zvada 38 yd FG GOOD
- 2nd - 5:22 ASU: Dominic Zvada 34 yd FG GOOD
- 2nd - 4:24 OSU: CJ Stroud 42 yd pass to Marvin Harrison, Jr. (Ruggles PAT GOOD)
- 3rd - 13:40 OSU: TreVeyon Henderson 23 yd rush (Ruggles PAT GOOD)
- 3rd - 10:30 OSU: CJ Stroud 51 yd pass to Emeka Egbuka (Ruggles PAT GOOD)
- 3rd - 2:49 ASU: Dominic Zvada 45 yd FG GOOD
- 3rd - 0:04 OSU: CJ Stroud 30 yd pass to Marvin Harris, Jr. (Ruggles PAT GOOD)

| TEAM STATS         | ASU     | OSU     |
|--------------------|---------|---------|
| First Downs        | 15      | 20      |
| Rushing Yards      | 53      | 168     |
| Comp-Att-Int       | 24-42-0 | 19-28-0 |
| Passing Yards      | 223     | 370     |
| Punt Return Yards  | 0-0     | 2-13    |
| Punts-Avg.         | 7-51.6  | 5-43.8  |
| Fumbles-Lost       | 1-0     | 2-1     |
| Penalties-Yards    | 6-63    | 9-85    |
| Time of Possession | 37:44   | 22:16   |

INDIVIDUAL STATS

**RUSHING** - Flemings 2-20; Lang 12-19; Murray 7-13; Mayer 4-12; Sharpe II 2-4; TEAM 1-(-1); Cross 2-(-4); Blackman 4-(-10)

**PASSING (COMP-ATT-TD-INT)** - Blackman 20-34-0-0; Mayer 5-8-35-0-0

**RECEIVING** - Flemings 10-105; Stevenson 3-16; Jones 2-31; Traore 2-17; Walker 2-11; Murray 2-6; Milliner 1-18; Ealy 1-13; McCrumby 1-9; Cross 1-(-3)



# GAME 3 MEMPHIS

REVIEW



| SCORING        | 1 | 2  | 3 | 4  | OT | F  |
|----------------|---|----|---|----|----|----|
| Arkansas State | 7 | 10 | 0 | 15 | -  | 32 |
| Memphis        | 7 | 14 | 0 | 23 | -  | 44 |



**SIMMONS BANK LIBERTY STADIUM • MEMPHIS, TENN. • SEPT. 17, 2022**

**MEMPHIS, Tenn.** - A pair of late fourth-quarter scores proved to be the difference Saturday night, as the Arkansas State football team dropped a 44-32 decision at Memphis at Simmons Bank Liberty Stadium.

A-State (1-2) was outscored by the Tigers (2-1) 23-15 in the final period, including a pair of rushing touchdowns within the game's final three minutes.

James Blackman completed 25-of-34 passes for 275 yards and two touchdowns, while not throwing an interception. Seydou Traore recorded career day through the air, hauling in six of those completions for 120 yards and a 51-yard touchdown in the first quarter. Johnnie Lang Jr. also caught a career-high six passes for 63 yards and a score.

On the ground, Brian Snead rushed for two touchdowns, churning out a season-best 66 yards on 13 carries. He became the first A-State running back to record multiple touchdowns in a game since Marcel Murray had three against ULM in 2019.

Defensively, linebacker Jordan Carmouche racked up a career-high 13 tackles, while A-State tallied seven tackles for loss.

## SCORING PLAYS

- 1st - 11:39** ASU: James Blackman 51 yd pass to Seydou Traore (Zvada PAT GOOD)
- 1st - 7:30** MEM: Seth Henigan 16 yd pass to Caden Prieskorn (Howard PAT GOOD)
- 2nd - 10:05** ASU: Brian Snead 1 yd rush (Zvada PAT GOOD)
- 2nd - 8:20** MEM: Seth Henigan 21 yd pass to Caden Prieskorn (Howard PAT GOOD)
- 2nd - 4:27** ASU: Dominic Zvada 46 yd FG GOOD
- 2nd - 1:30** MEM: Seth Henigan 8 yd rush (Howard PAT GOOD)
- 4th - 14:47** MEM: Seth Henigan 51 yd pass to Joe Scates (Howard PAT GOOD)
- 4th - 13:31** ASU: Brian Snead 7 yd rush (Blackman pass to Lang)
- 4th - 8:55** MEM: Chris Howard 47 yd FG GOOD
- 4th - 4:22** ASU: James Blackman 27 yd pass to Johnnie Lang (Zvada PAT GOOD)
- 4th - 2:08** MEM: Jevyon Ducker 39 yd rush (2 pt FAILED)
- 4th - 0:57** MEM: Brandon Thomas 8 yd rush (Howard PAT GOOD)

## TEAM STATS

### ASU

### MEM

|                    |         |         |
|--------------------|---------|---------|
| First Downs        | 22      | 25      |
| Rushing Yards      | 95      | 187     |
| Comp-Att-Int       | 25-34-0 | 19-28-0 |
| Passing Yards      | 275     | 360     |
| Punt Return Yards  | 0-0     | 3-10    |
| Punts-Avg.         | 4-41.8  | 2-57.0  |
| Fumbles-Lost       | 2-1     | 2-0     |
| Penalties-Yards    | 7-44    | 5-65    |
| Time of Possession | 29:51   | 30:09   |

## INDIVIDUAL STATS

**RUSHING** - Snead 13-66-2; Lang 10-41; Blackman 5-13; Murray 2-4; Mayer 1-3; TEAM 1-(-32)

**PASSING (COMP-ATT-TD-INT)** - Blackman 25-34-2-0

**RECEIVING** - Traore 6-120-1; Lang 6-63-1; Snead 3-16; Flemings 3-7; Jones 2-24; Stevenson 2-8; Foreman 1-20; Murray 1-12; Hunt 1-5

# GAME 4 OLD DOMINION



| SCORING        | 1 | 2  | 3  | 4 | OT | F  |
|----------------|---|----|----|---|----|----|
| Arkansas State | 0 | 12 | 7  | 7 | -  | 26 |
| Old Dominion   | 0 | 0  | 21 | 8 | -  | 29 |



S.B. BALLARD STADIUM • NORFOLK, VA. • SEPT. 24, 2022

**NORFOLK, Va.** - A last-minute drive fell short for the Arkansas State football team, which dropped a 29-26 decision at Old Dominion Saturday night at S.B. Ballard Stadium.

A-State (1-3, 0-1 SBC) held a 12-0 halftime lead, but the Monarchs (2-2, 1-0) outscored the Scarlet and Black 29-14 in the second half to earn the win in the Sun Belt Conference opener for both squads. The Red Wolves out-gained ODU 397-330 while owning a 22-12 advantage in first downs.

James Blackman completed 23-of-35 passes for 285 yards and a score to Jeff Foreman, who hauled in four catches for 115 yards. Seydou Traore grabbed seven catches for 81 yards to lead the Red Wolves in receptions.

On the ground, A-State rushed for 112 yards with scores by AJ Mayer and Brian Snead, who rushed for 46 and 41 yards, respectively.

Defensively, Jordan Carmouche led with 10 tackles – his second straight outing with 10-plus stops.

## SCORING PLAYS

- 2nd - 10:10** ASU: SAFETY
- 2nd - 9:27** ASU: Brian Snead 4 yd rush (Zvada PAT GOOD)
- 2nd - 0:37** ASU: Dominic Zvada 44 yd FG GOOD
- 3rd - 12:53** ODU: Keshawn Wicks 1 yd rush (Sanchez PAT GOOD)
- 3rd - 11:35** ASU: James Blackman 49 yd pass to Jeff Foreman (Zvada PAT GOOD)
- 3rd - 10:54** ODU: Hayden Wolff 77 yd pass to Ali Jennings (Sanchez PAT GOOD)
- 3rd - 2:13** ODU: Deeve Harris 16 yd interception return (Sanchez PAT GOOD)
- 4th - 12:10** ASU: AJ Mayer 23 yd rush (Zvada PAT GOOD)
- 4th - 6:33** ODU: Hayden Wolff 7 yd pass to Zack Kuntz (Sanni rush)

## TEAM STATS

|                    | ASU     | ODU     |
|--------------------|---------|---------|
| First Downs        | 22      | 12      |
| Rushing Yards      | 112     | 51      |
| Comp-Att-Int       | 23-35-1 | 19-32-0 |
| Passing Yards      | 285     | 279     |
| Punt Return Yards  | 2-17    | 3-24    |
| Punts-Avg.         | 6-40.8  | 7-40.6  |
| Fumbles-Lost       | 3-1     | 0-0     |
| Penalties-Yards    | 7-60    | 3-28    |
| Time of Possession | 38:16   | 21:44   |

## INDIVIDUAL STATS

**RUSHING** - Mayer 7-46-1; Snead 14-41-1; Lang 10-35; Cross 1-6; Blackman 15-(-16)

**PASSING (COMP-ATT-TD-INT)** - Blackman 23-35-1-1

**RECEIVING** - Traore 7-81; Foreman 4-115-1; Jones 4-39; Ealy 3-8; Lang 2-17; Jenkins 1-18; Waleed 1-5; Stevenson 1-4

REVIEW



# GAME 5 ULM

REVIEW



| SCORING        | 1  | 2  | 3  | 4 | OT | F  |
|----------------|----|----|----|---|----|----|
| ULM            | 7  | 7  | 7  | 7 | -  | 28 |
| Arkansas State | 10 | 14 | 14 | 7 | -  | 45 |



**CENTENNIAL BANK STADIUM • JONESBORO, ARK. • OCT. 1, 2022**

**JONESBORO, Ark.** - An electric night by Johnnie Lang Jr. propelled the Arkansas State football team to a 45-28 Homecoming victory over ULM Saturday night at Centennial Bank Stadium.

Lang racked up 276 all-purpose yards (46 rushing, 51 receiving, 179 return) and became just the third player in Sun Belt history to score rushing, receiving and kickoff return touchdowns in the same game – the first since 2010 (T.Y. Hilton, FIU). It marked just the 15th time since 2000 an FBS player achieved the feat.

A-State (2-3, 1-1 SBC) extended its winning streak in the series against the Warhawks (2-3, 1-1) to 13 games with the win. The Red Wolves outgained ULM 355-290, allowing the fewest yards against a Sun Belt foe since Oct. 26, 2019 (Texas State – 227).

James Blackman completed 78 percent of his passes (25-of-32) for 254 yards and a pair of scores, with Te’Vailance Hunt and Lang hauling in touchdowns. Hunt led A-State with six catches for 60 yards.

Brian Snead scored twice on the ground, rushing 17 times for 74 yards to lead the Scarlet and Black.

## SCORING PLAYS

- 1st - 6:21** ASU: James Blackman 5 yd pass to Te’Vailance Hunt (Zvada PAT GOOD)
- 1st - 5:02** ULM: Chandler Rogers 58 yd pass to Alred Luke (Sutherland PAT GOOD)
- 1st - 2:12** ASU: Dominic Zvada 46 yd FIELD GOAL
- 2nd - 11:33** ULM: Chandler Rogers 5 yd pass to Zach Rasmussen (Sutherland PAT GOOD)
- 2nd - 6:31** ASU: Brian Snead 13 yd rush (Zvada PAT GOOD)
- 2nd - 0:43** ASU: James Blackman 18 yd pass to Johnnie Lang (Zvada PAT GOOD)
- 3rd - 8:32** ASU: Johnnie Lang 1 yd rush (Zvada PAT GOOD)
- 3rd - 3:02** ULM: Malik Jackson 1 yd rush (Sutherland PAT GOOD)
- 3rd - 2:48** ASU: Johnnie Lang 98 yd kickoff return (Zvada PAT GOOD)
- 4th - 11:22** ULM: Chandler Rogers 22 yd rush (Sutherland PAT GOOD)
- 4th - 4:28** ASU: Brian Snead 10 yd rush (Zvada PAT GOOD)

## TEAM STATS

### ULM

### ASU

|                    |         |         |
|--------------------|---------|---------|
| First Downs        | 18      | 22      |
| Rushing Yards      | 152     | 101     |
| Comp-Att-Int       | 12-20-0 | 25-33-0 |
| Passing Yards      | 138     | 254     |
| Punt Return Yards  | -2      | 11      |
| Punts-Avg.         | 5-48.6  | 4-40.0  |
| Fumbles-Lost       | 4-1     | 1-0     |
| Penalties-Yards    | 10-105  | 9-94    |
| Time of Possession | 24:52   | 35:08   |

## INDIVIDUAL STATS

**RUSHING** - Snead 17-74-2; Lang 18-46-1; Mayer 3-2;

TEAM 2-(-3); Blackman 4-(-18)

**PASSING (COMP-ATT-YDS-TD-INT)** - Blackman 25-32-254-2-0; Mayer 0-1-0-0-0

**RECEIVING** - Hunt 6-60-1; Lang 5-51-1; Traore 4-62; Jones 3-27; Stevenson 2-18; Snead 2-17; Flemings 2-10; Foreman 1-9



| <b>SCORING</b> | <b>1</b> | <b>2</b> | <b>3</b> | <b>4</b> | <b>OT</b> | <b>F</b> |
|----------------|----------|----------|----------|----------|-----------|----------|
| James Madison  | 0        | 14       | 7        | 21       | -         | 42       |
| Arkansas State | 0        | 3        | 10       | 7        | -         | 20       |



**CENTENNIAL BANK STADIUM • JONESBORO, ARK. • OCT. 8, 2022**

**JONESBORO, Ark.** - The Arkansas State football team dropped a 42-20 decision to James Madison at Centennial Bank Stadium.

The Red Wolves (2-4, 1-2 SBC) made it a one-score affair in the fourth, but JMU (5-0, 3-0) scored 14 unanswered to end the contest and pounded out 598 yards of offense to earn the win.

James Blackman completed 16 of 26 passes for 247 yards and two scores while not throwing an interception for the fifth time in six games this season. JMU's Todd Centeio passed for 394 yards and four scores, completing 28 of 37 passes. Receiver Kris Thornton caught nine balls for 173 yards, but did not score.

Seydou Traore caught three passes for a team-high 73 yards with Jeff Foreman and Te'Vailance Hunt finding the end zone for the Scarlet and Black. Champ Flemings hauled in a team-leading four passes for 56 yards.

Defensively, Cam Jeffery recorded a career-best nine tackles, while Jaden Harris tallied a season-high eight tackles.

### SCORING PLAYS

- 2nd - 11:09** ASU: Dominic Zvada 25 yd FIELD GOAL
- 2nd - 7:40** JMU: Todd Centeio 13 yd pass to Solomon Vanhorse (Wise PAT GOOD)
- 2nd - 0:26** JMU: Todd Centeio 10 yd pass to Devin Ravenel (Wise PAT GOOD)
- 3rd - 10:05** ASU: Dominic Zvada 37 yd FIELD GOAL
- 3rd - 8:24** JMU: Percy Agyei-Obese 17 yd rush (Wise PAT GOOD)
- 3rd - 6:13** ASU: James Blackman 13 yd pass to Jeff Foreman (Zvada PAT GOOD)
- 4th - 11:39** JMU: Todd Centeio 9 yd pass to Zach Horton (Wise PAT GOOD)
- 4th - 10:21** ASU: James Blackman 4 yd pass to Te'Vailance Hunt (Zvada PAT GOOD)
- 4th - 8:37** JMU: Percy Agyei-Obese 31 yd rush (Wise PAT GOOD)
- 4th - 7:56** JMU: Todd Centeio 28 yd pass to Drew Painter (Wise PAT GOOD)

| <b>TEAM STATS</b>  | <b>JMU</b> | <b>ASU</b> |
|--------------------|------------|------------|
| First Downs        | 33         | 11         |
| Rushing Yards      | 204        | 20         |
| Comp-Att-Int       | 28-37-0    | 16-26-0    |
| Passing Yards      | 394        | 247        |
| Punt Return Yards  | 30         | 9          |
| Punts-Avg.         | 2-39.5     | 5-45.8     |
| Fumbles-Lost       | 0-0        | 2-1        |
| Penalties-Yards    | 5-36       | 0-0        |
| Time of Possession | 36:45      | 23:15      |

### INDIVIDUAL STATS

**RUSHING** - Snead 15-38; Mayer 1-5; Lang 1-1; Cross 1-(-2); TEAM 1-(-7); Blackman 8-(-15)

**PASSING (COMP-ATT-YDS-TD-INT)** - Blackman 16-26-247-2-0

**RECEIVING** - Flemings 4-56; Traore 3-73; Foreman 3-67-1; Hunt 2-37-1; Snead 2-5; Cross 1-5; Stevenson 1-4





# GAME 7 SOUTHERN MISS

REVIEW



| SCORING        | 1 | 2 | 3 | 4  | OT | F  |
|----------------|---|---|---|----|----|----|
| Arkansas State | 7 | 3 | 9 | 0  | -  | 19 |
| Southern Miss  | 0 | 7 | 0 | 13 | -  | 20 |



M.M. ROBERTS STADIUM • HATTIESBURG, MISS. • OCT. 15, 2022

**HATTIESBURG, Miss.** - Southern Miss scored 13 unanswered points in the fourth quarter en route to edging the Arkansas State football team 20-19 Saturday night at M.M. Roberts Stadium.

The Red Wolves (2-5, 1-3 SBC) owned a 19-7 lead entering the final 15 minutes, but a pair of rushing touchdowns by the Golden Eagles (3-3, 1-1) proved to be the difference. A-State had the ball with just over two minutes remaining, but a deep pass on fourth down by James Blackman was batted down to result in a turnover on downs.

Blackman completed 25 of 34 passes for 236 yards and two touchdowns – both to Jeff Foreman, who hauled in three catches for 50 yards. Eleven different players caught at least one pass for A-State, with Seydou Traore leading the way with five grabs for 50 yards.

Southern Miss outgained the Red Wolves 345-286, passing for 177 yards and rushing for 168 behind a game-high 96 yards from Frank Gore Jr. He and Janari Dean both rushed for touchdowns in that fourth-quarter comeback.

A-State defensive backs Kenneth Harris and Eddie Smith picked off a pair of USM quarterback Zach Wilcke passes, while Kivon Bennett led in tackles with eight (1.5 for loss), a sack and a pass breakup.

## SCORING PLAYS

- 1st - 10:55** ASU: James Blackman 22 yd pass to Jeff Foreman (Zvada PAT GOOD)
- 2nd - 8:15** ASU: Dominic Zvada 31 yd FIELD GOAL
- 2nd - 5:07** USM: Zach Wilcke 23 yd pass to Jason Brownlee (Bourgeois PAT GOOD)
- 3rd - 8:02** ASU: James Blackman 9 yd pass to Jeff Foreman (Zvada PAT GOOD)
- 3rd - 1:05** ASU: SAFETY
- 4th - 9:20** USM: Frank Gore Jr. 30 yd rush (Bourgeois PAT GOOD)
- 4th - 2:12** USM: Janari Dean 3 yd RUSH (2-pt conversion FAILED)

| TEAM STATS         | ASU     | USM     |
|--------------------|---------|---------|
| First Downs        | 20      | 22      |
| Rushing Yards      | 50      | 168     |
| Comp-Att-Int       | 24-34-0 | 17-32-2 |
| Passing Yards      | 236     | 177     |
| Punt Return Yards  | 1-(-1)  | 3-31    |
| Punts-Avg.         | 6-44.3  | 4-40.5  |
| Fumbles-Lost       | 0-0     | 2-0     |
| Penalties-Yards    | 11-90   | 6-72    |
| Time of Possession | 29:40   | 30:20   |

## INDIVIDUAL STATS

**RUSHING** - Lang 18-47; Cross 4-27; Snead 3-1; TEAM 1-(-2); Blackman 5-(-23)

**PASSING (COMP-ATT-YDS-TD-INT)** - Blackman 25-34-236-2-0

**RECEIVING** - Traore 5-50; Flemings 3-52; Foreman 3-50-2; Hunt 3-27; Ealy 2-22; Cross 2-19; Jones 2-13; Stevenson 2-6; Lang 1-2; Snead 1-0; Sharpe II 1-(-5)



| SCORING        | 1  | 2  | 3  | 4 | OT | F  |
|----------------|----|----|----|---|----|----|
| Arkansas State | 0  | 9  | 3  | 6 | -  | 18 |
| Louisiana      | 10 | 14 | 14 | 0 | -  | 38 |



CAJUN FIELD • LAFAYETTE, LA. • OCT. 22, 2022

LAFAYETTE, La. - A balanced attack was difficult to overcome for the Arkansas State football team, which fell 38-18 to Louisiana Saturday night at Cajun Field.

The Ragin' Cajuns (4-3, 2-2 SBC) churned out 521 total yards of offense – 315 passing, 206 rushing – and held the Red Wolves (2-6, 1-4) to under 300 yards in the contest.

Quarterback AJ Mayer tossed for 155 yards and a second-quarter touchdown to tight end Seydou Traore, who hauled in three passes for 58 yards. Rookie Jaxon Dailey also saw time in reserve, completing 5 of 9 passes for 34 yards. Daverrick Jenkins led the Scarlet and Black with 61 yards on three catches, with one of those going for 53 yards to set up Traore's touchdown catch.

Defensively, A-State safety Trevian Thomas racked up a career-high 13 tackles to lead all players and forced a fumble recovered by Joe Britton.

SCORING PLAYS

- 1st - 4:50 LA: Kenneth Almendares 43 yd FIELD GOAL
- 1st - 0:13 LA: Ben Wooldridge 7 yd pass to Dontae Fleming (Almendares PAT GOOD)
- 2nd - 8:58 ASU: Dominic Zvada 43 yd FIELD GOAL
- 2nd - 6:28 ASU: AJ Mayer 27 yd pass to Seydou Traore (Zvada PAT BLOCKED)
- 2nd - 4:36 LA: Ben Wooldridge 45 yd pass to Jacob Bernard (Almendares PAT GOOD)
- 2nd - 1:14 LA: Ben Wooldridge 55 yd pass to Dontae Fleming (Almendares PAT GOOD)
- 3rd - 11:34 LA: Ben Wooldridge 36 yd pass to Michael Jefferson (Almendares PAT GOOD)
- 3rd - 6:57 LA: Ben Wooldridge 13 yd pass to Neal Johnson (Almendares PAT GOOD)
- 3rd - 1:59 ASU: Dominic Zvada 33 yd FIELD GOAL
- 4th - 2:02 ASU: Dane Motley 12 yd fumble recover (2 PT FAILED)

| TEAM STATS         | ASU     | LA      |
|--------------------|---------|---------|
| First Downs        | 13      | 27      |
| Rushing Yards      | 82      | 206     |
| Comp-Att-Int       | 13-32-1 | 21-37-0 |
| Passing Yards      | 189     | 316     |
| Punt Return Yards  | -6      | 22      |
| Punts-Avg.         | 9-45.7  | 5-40.8  |
| Fumbles-Lost       | 0-0     | 3-2     |
| Penalties-Yards    | 7-74    | 8-60    |
| Time of Possession | 22:12   | 37:48   |

INDIVIDUAL STATS

- RUSHING** - Cross 6-33; Mayer 8-30; Sharpe II 6-23; Dailey 1-(-4)
- PASSING (COMP-ATT-YDS-TD-INT)** - Mayer 8-23-155-1-1; Dailey 5-9-34-0-0
- RECEIVING** - Jenkins 3-61; Traore 3-58-1; Foreman 3-55; Cross 2-8; Waleed 1-4; Ealy 1-3

REVIEW



# GAME 9 SOUTH ALABAMA

REVIEW



| SCORING        | 1  | 2 | 3 | 4 | OT | F  |
|----------------|----|---|---|---|----|----|
| South Alabama  | 14 | 2 | 8 | 7 | -  | 31 |
| Arkansas State | 3  | 0 | 0 | 0 | -  | 3  |



**CENTENNIAL BANK STADIUM • JONESBORO, ARK. • OCT. 29, 2022**

**JONESBORO, Ark.** - On a rain-soaked Saturday at Centennial Bank Stadium, the Arkansas State football team fell 31-3 to South Alabama.

The Red Wolves (2-7, 1-5 SBC) generated just 158 yards of total offense - 177 through the air, while running back La'Damian Webb led the Jaguars (6-2, 3-1) with three rushing touchdowns and 162 yards on 28 carries.

James Blackman completed 22 of 39 passes for 177 yards, with Jeff Foreman hauling in six passes for 98 yards. Seydou Traore led all players with a career-high eight grabs for 47 yards.

Defensively, Jaden Harris racked up a game-high 10 tackles – a season high for the redshirt junior linebacker.

## SCORING PLAYS

- 1st - 12:46** USA: La'Damian Webb 3 yd RUSH (Guajardo PAT GOOD)
- 1st - 4:02** USA: Carter Bradley 49 yd pass to Jaylen Wayne (Guajardo PAT GOOD)
- 1st - 1:24** ASU: Dominic Zvada 32 yd FIELD GOAL
- 2nd - 2:45** USA: SAFETY
- 3rd - 5:18** USA: La'Damian Webb 1 yd RUSH (Carter Bradley PASS to DJ Thomas-Jones)
- 4th - 1:34** USA: La'Damian Webb 1 yd rush (Guajardo PAT GOOD)

## TEAM STATS

### USA

### ASU

|                    |         |         |
|--------------------|---------|---------|
| First Downs        | 16      | 9       |
| Rushing Yards      | 183     | -19     |
| Comp-Att-Int       | 17-24-0 | 22-39-0 |
| Passing Yards      | 179     | 177     |
| Punt Return Yards  | 9       | 25      |
| Punts-Avg.         | 8-42.8  | 9-36.3  |
| Fumbles-Lost       | 2-0     | 2-1     |
| Penalties-Yards    | 8-35    | 2-25    |
| Time of Possession | 35:59   | 24:01   |

## INDIVIDUAL STATS

**RUSHING** - Murray 4-15; Lang 9-14; Sharpe II 2-(-5); Blackman 4-(-43)

**PASSING (COMP-ATT-YDS-TD-INT)** - Blackman 22-39-177-0-0

**RECEIVING** - Traore 8-47; Foreman 6-98; Flemings 3-8; Lang 2-4; Hunt 1-12; Jones 1-5; Stevenson 1-3



| SCORING        | 1  | 2 | 3  | 4  | OT | F  |
|----------------|----|---|----|----|----|----|
| UMass          | 3  | 3 | 13 | 14 | -  | 33 |
| Arkansas State | 14 | 0 | 21 | 0  | -  | 35 |



**CENTENNIAL BANK STADIUM • JONESBORO, ARK. • NOV. 12, 2022**

**JONESBORO, Ark.** - Kenneth Harris made a key tackle to stop a potential game-tying two-point conversion try with 18 seconds left, preserving a 35-33 victory for the Arkansas State football team over UMass Saturday at Centennial Bank Stadium.

The Red Wolves (3-7) then recovered the onside kick to halt the chances of a fourth-quarter comeback by the Minutemen (1-9), who outscored A-State 14-0 in the final period with hopes of forcing overtime.

A-State, which never trailed, led 14-6 at the half and surged out to its 16-point lead with three scores in the third quarter, including Marcel Murray's first rushing touchdown since the 2020 season – a 75-yard rush. Murray led all players with 123 yards rushing on just eight carries, averaging 15.4 yards. The Hiram, Ga., native surpassed the 2,000-yard mark for his career, while it was also his sixth time over the century mark and first since rushing for a career-high 175 yards at ULM on Nov. 2, 2019.

Defensively, Jaden Harris tallied a career-high 14 tackles, while also grabbing his first career interception. Trevian Thomas also picked off a pass, returning it 27 yards for the score.

**SCORING PLAYS**

- 1st - 11:32** ASU: James Blackman 17 yd pass to Seydou Traore (Zvada PAT GOOD)
- 1st - 8:41** UMASS: Cameron Carson 37 yd FIELD GOAL
- 1st - 5:12** ASU: Trevian Thomas 27 yd INT return (Zvada PAT GOOD)
- 2nd - 0:35** UMASS: Cameron Carson 36 yd FIELD GOAL
- 3rd - 13:10** ASU: James Blackman 18 yd pass to Te'Vailance Hunt (Zvada PAT GOOD)
- 3rd - 9:09** UMASS: Ellis Merriweather 1 yd rush (Carson PAT GOOD)
- 3rd - 5:28** UMASS: Brady Olson 19 yd pass to George Johnson (Carson PAT GOOD)
- 3rd - 5:09** ASU: Marcel Murray 75 yd rush (Zvada PAT GOOD)
- 3rd - 1:31** ASU: Johnnie Lang 12 yd rush (Zvada PAT GOOD)
- 4th - 11:07** UMASS: Ellis Merriweather 4 yd rush (Dzuro pass to Merriweather)
- 4th - 0:18** UMASS: Garrett Dzuro 27 yd pass to Isaac Ross (Dzuro pass to Ross FAILED)

| TEAM STATS         | UMASS   | ASU     |
|--------------------|---------|---------|
| First Downs        | 25      | 11      |
| Rushing Yards      | 168     | 133     |
| Comp-Att-Int       | 24-43-2 | 10-18-1 |
| Passing Yards      | 307     | 142     |
| Punt Return Yards  | 0       | 0       |
| Punts-Avg.         | 4-38.5  | 7-37.7  |
| Fumbles-Lost       | 0-0     | 0-0     |
| Penalties-Yards    | 4-25    | 5-62    |
| Time of Possession | 41:30   | 18:30   |

**INDIVIDUAL STATS**

**RUSHING** - Murray 8-123-1; Lang 10-36-1; Sneed 1-2; Mayer 1-(-3); Blackman 3-(-22)

**PASSING (COMP-ATT-YDS-TD-INT)** - Blackman 10-18-142-2-1

**RECEIVING** - Flemings 2-44; Traore 2-41-1; Lang 2-27; Murray 2-12; Hunt 1-18-1; Foreman 1-0

REVIEW



# GAME 11 TEXAS STATE

REVIEW



| SCORING        | 1 | 2 | 3 | 4  | OT | F  |
|----------------|---|---|---|----|----|----|
| Arkansas State | 0 | 7 | 3 | 3  | -  | 13 |
| Texas State    | 3 | 0 | 0 | 13 | -  | 16 |



## BOBCAT STADIUM • SAN MARCOS, TEXAS • NOV. 19, 2022

**SAN MARCOS, Texas** - A 29-yard field goal by Texas State kicker Seth Keller careened off the right upright and through the goalposts with two seconds remaining, moving the Bobcats past the Arkansas State football team 16-13 at Bobcat Stadium.

Keller's kick came after Dominic Zvada's 23-yard field goal sailed through and tied the score up at 13-all for A-State (3-8, 1-6 SBC). However, a trio of complete passes and a penalty moved the Bobcats (4-8, 2-5) down to the Red Wolves' 12. After a pair of timeouts, Keller's kick was through, and A-State's return unit was stopped on the kickoff return to end the contest.

Zvada drilled a pair of key field goals, including a career-long 56-yard kick midway through the third to give the Scarlet and Black a 10-3 advantage. It tied for the third longest in school history and was the longest by an A-State kicker since Bobby Zalud's 56-yarder in 2011 versus Memphis.

Texas State outgained A-State 340-291, but the Red Wolves picked up 237 through the air on the arm of James Blackman, who completed 22 of 40 passes with a score. Seydou Traore caught a team-high five passes for 49 yards, while Jeff Foreman (45 yards) and Johnnie Lang (35 yards) each snagged four, with Lang scoring. Daverrick Jenkins led in receiving yardage with 56 yards on three grabs – both career bests.

Melique Straker led all players with 14 tackles (12 solo) and a pair of sacks, while the Bobcats only got to Blackman once on the day.

### SCORING PLAYS

- 1st - 9:14** TXST: Seth Keller 25 yd FIELD GOAL
- 2nd - 0:24** ASU: James Blackman 26 yd PASS to Johnnie Lang (Zvada PAT GOOD)
- 3rd - 7:05** ASU: Dominic Zvada 56 yd FIELD GOAL
- 4th - 12:25** TXST: Lincoln Pare 2 yd RUSH (Keller PAT GOOD)
- 4th - 3:17** TXST: Seth Keller 49 yd FIELD GOAL
- 4th - 0:31** ASU: Dominic Zvada 23 yd FIELD GOAL
- 4th - 0:02** TXST: Seth Keller 29 yd FIELD GOAL

| TEAM STATS         | ASU     | TXST    |
|--------------------|---------|---------|
| First Downs        | 14      | 19      |
| Rushing Yards      | 54      | 144     |
| Comp-Att-Int       | 22-40-0 | 23-37-0 |
| Passing Yards      | 237     | 196     |
| Punt Return Yards  | -1      | -3      |
| Punts-Avg.         | 7-44.1  | 8-38.0  |
| Fumbles-Lost       | 1-0     | 0-0     |
| Penalties-Yards    | 2-16    | 1-15    |
| Time of Possession | 25:59   | 34:01   |

### INDIVIDUAL STATS

- RUSHING** - Lang 13-36; Sneed 6-20; Murray 3-5; Blackman 1-(-7)
- PASSING (COMP-ATT-YDS-TD-INT)** - Blackman 22-40-237-1-0
- RECEIVING** - Traore 5-49; Foreman 4-45; Lang 4-35-1; Jenkins 3-56; Hunt 2-11; Tyler 2-9; Flemings 1-33; Murray 1-0





| SCORING        | 1 | 2  | 3 | 4  | OT | F  |
|----------------|---|----|---|----|----|----|
| Troy           | 7 | 0  | 7 | 34 | -  | 48 |
| Arkansas State | 3 | 10 | 6 | 0  | -  | 19 |



**CENTENNIAL BANK STADIUM • JONESBORO, ARK. • NOV. 26, 2022**

**JONESBORO, Ark.** – The Arkansas State football team could not overcome a fourth-quarter surge by Troy on Saturday at Centennial Bank Stadium, falling 48-19 to the Trojans in the season finale.

The Red Wolves (3-9, 1-7 SBC) owned a 19-14 lead entering the final 15 minutes, but the Trojans (10-2, 7-1) scored 34 unanswered to end it. A-State gained 259 yards of total offense, including 221 through the air, while Troy churned out 268 of its 409 total yards on the ground.

James Blackman completed 20 of 35 passes for 220 yards in his final contest, while AJ Mayer completed his lone pass for a 1-yard touchdown to Reed Tyler in the third quarter. Defensively, Melique Straker led all players with 10 tackles while Kivon Bennett tallied two sacks as part of an eight-tackle performance.

The Trojans opened the fourth quarter with a 7-yard rushing touchdown by Vidal to reclaim a 20-19 lead. Reddy Steward then returned an interception 67 yards to the end zone, ending an A-State drive and pushing Troy's lead out to 27-19. Vidal scored two more times on 12 and 39-yard rushes, then Damien Taylor pushed across the goal line from three yards out for the final score of the night.

**SCORING PLAYS**

- 1st - 12:20** ASU: Dominic Zvada 20 yd FG GOOD
- 1st - 0:06** TROY: Kimani Vidal 1 yd rush (Buce PAT GOOD)
- 2nd - 6:37** ASU: Dominic Zvada 21 yd FG GOOD
- 2nd - 0:24** ASU: James Blackman 30 yd rush (Zvada PAT GOOD)
- 3rd - 4:49** TROY: Gunnar Watson 21 yd pass fto Rajae' Johnson (Buce PAT GOOD)
- 3rd - 1:31** ASU: AJ Mayer 1 yd pass to Reed Tyler (Zvada PAT GOOD)
- 4th - 14:55** TROY: Kimani Vidal 7 yd run (2-pt conversion FAILED)
- 4th - 12:53** TROY: Reddy Steward 67 yd interception (Buce PAT GOOD)
- 4th - 8:13** TROY: Kimani Vidal 12 yd run (Buce PAT GOOD)
- 4th - 4:38** TROY: Kimani Vidal 39 yd run (Buce PAT GOOD)
- 4th - 1:02** TROY: Damien Taylor 3 yd run (Buce PAT GOOD)

| TEAM STATS         | TROY   | ASU     |
|--------------------|--------|---------|
| First Downs        | 23     | 13      |
| Rushing Yards      | 268    | 38      |
| Comp-Att-Int       | 9-15-1 | 21-37-2 |
| Passing Yards      | 144    | 221     |
| Punt Return Yards  | 4-40   | 2-23    |
| Punts-Avg.         | 4-36.2 | 6-46.7  |
| Fumbles-Lost       | 0-0    | 0-0     |
| Penalties-Yards    | 3-25   | 5-46    |
| Time of Possession | 32:35  | 27:25   |

**INDIVIDUAL STATS**

**RUSHING** - Lang 5-20; Murray 6-20; Blackman 10-10; Cross 2-4

**PASSING (COMP-ATT-TD-INT)** - Blackman 20-35-0-1; Mayer 1-1-1-0

**RECEIVING** - Flemings 6-55; Traore 4-44; Foreman 3-27; Jenkins 1-21; Cross 2-21; Lang 1-16; Stevenson 1-15; Jones 1-14; Murray 1-7; Tyler 1-1



# 2022 RESULTS

REVIEW

| Date         | Opponent          |   | Score | Overall | Conf | Time | Attend |
|--------------|-------------------|---|-------|---------|------|------|--------|
| 09/03/2022   | Grambling         | W | 58-3  | 1-0     | 0-0  | 3:26 | 17893  |
| 09/10/2022   | at Ohio St.       | L | 12-45 | 1-1     | 0-0  | 3:22 | 100067 |
| 09/17/2022   | at Memphis        | L | 32-44 | 1-2     | 0-0  | 3:14 | 32620  |
| * 09/24/2022 | at Old Dominion   | L | 26-29 | 1-3     | 0-1  | 3:24 | 20655  |
| * 10/01/2022 | ULM               | W | 45-28 | 2-3     | 1-1  | 3:32 | 18172  |
| * 10/08/2022 | James Madison     | L | 20-42 | 2-4     | 1-2  | 3:14 | 20083  |
| * 10/15/2022 | at Southern Miss. | L | 19-20 | 2-5     | 1-3  | 3:15 | 27042  |
| * 10/22/2022 | at Louisiana      | L | 18-38 | 2-6     | 1-4  | 3:32 | 15017  |
| * 10/29/2022 | South Alabama     | L | 3-31  | 2-7     | 1-5  | 3:16 | 11714  |
| 11/12/2022   | Massachusetts     | W | 35-33 | 3-7     | 1-5  | 3:43 | 14354  |
| * 11/19/2022 | at Texas St.      | L | 13-16 | 3-8     | 1-6  | 3:16 | 13287  |
| * 11/26/2022 | Troy              | L | 19-48 | 3-9     | 1-7  | 3:06 | 9376   |

| Attendance           | 91592   | 208688  |
|----------------------|---------|---------|
| Games / Avg per game | 6/15265 | 6/34781 |
| Neutral site games   | -       | 0/0     |

### Score by Periods

| Team         | 1st | 2nd | 3rd | 4th | OT | TOT |
|--------------|-----|-----|-----|-----|----|-----|
| Arkansas St. | 63  | 88  | 97  | 52  | 0  | 300 |
| Opponents    | 65  | 71  | 101 | 140 | 0  | 377 |

# 2022 TEAM STATISTICS



|                                    | ASU                | OPP                |
|------------------------------------|--------------------|--------------------|
| <b>Scoring</b>                     | <b>300</b>         | <b>377</b>         |
| Points per game                    | 25.0               | 31.4               |
| Points Off Turnovers               | 27                 | 42                 |
| <b>First Downs</b>                 | <b>206</b>         | <b>249</b>         |
| Rushing                            | 66                 | 114                |
| Passing                            | 123                | 110                |
| Penalty                            | 17                 | 25                 |
| <b>Rushing Yardage</b>             | <b>1058</b>        | <b>1949</b>        |
| Yards gained rushing               | 1524               | 2238               |
| Yards lost rushing                 | 466                | 289                |
| Rushing attempts                   | 381                | 484                |
| Average per rush                   | 2.8                | 4.0                |
| Average per game                   | 88.2               | 162.4              |
| TDs Rushing                        | 16                 | 23                 |
| <b>Passing Yardage</b>             | <b>2719</b>        | <b>2912</b>        |
| Comp-Att-Int                       | 247-396-5          | 212-351-6          |
| Average per pass                   | 6.9                | 8.3                |
| Average per catch                  | 11.0               | 13.7               |
| Average per game                   | 226.6              | 242.7              |
| TDs Passing                        | 16                 | 25                 |
| <b>Total offense</b>               | <b>3777</b>        | <b>4861</b>        |
| Total plays                        | 777                | 835                |
| Average per play                   | 4.9                | 5.8                |
| Average per game                   | 314.8              | 405.1              |
| <b>Kick returns: #-Yards</b>       | <b>51-1106</b>     | <b>25-451</b>      |
| <b>Punt returns: #-Yards</b>       | <b>16-96</b>       | <b>26-174</b>      |
| <b>Int returns: #-Yards</b>        | <b>6-115</b>       | <b>5-94</b>        |
| <b>Kick return average</b>         | <b>21.7</b>        | <b>18.0</b>        |
| <b>Punt return average</b>         | <b>6.0</b>         | <b>6.7</b>         |
| <b>Int return average</b>          | <b>19.2</b>        | <b>18.8</b>        |
| <b>Fumbles-Lost</b>                | <b>14-4</b>        | <b>22-6</b>        |
| <b>Penalties-Yards</b>             | <b>69-663</b>      | <b>78-683</b>      |
| Average per game                   | 55.3               | 56.9               |
| <b>Punts-Yards</b>                 | <b>69-2978</b>     | <b>61-2489</b>     |
| Average per punt                   | 43.2               | 40.8               |
| Net punt average                   | 40.1               | 38.1               |
| <b>Kickoffs-Yards</b>              | <b>65-3950</b>     | <b>73-4282</b>     |
| Average per kick                   | 60.8               | 58.7               |
| Net kick average                   | 40.9               | 37.8               |
| <b>Time of possession / game</b>   | <b>28:60</b>       | <b>31:23</b>       |
| <b>3rd-down conversion</b>         | <b>49/167</b>      | <b>63/173</b>      |
| 3rd-down pct                       | 29%                | 36%                |
| <b>4rd-down conversion</b>         | <b>14/24</b>       | <b>16/25</b>       |
| 4rd-down pct                       | 29%                | 85%                |
| <b>Sacks by-Yards</b>              | <b>24-121</b>      | <b>48-316</b>      |
| <b>Misc Yards</b>                  | <b>0</b>           | <b>0</b>           |
| <b>Touchdowns scored</b>           | <b>35</b>          | <b>62</b>          |
| <b>Field goals - attempts</b>      | <b>20-25</b>       | <b>10-12</b>       |
| <b>On-Side kicks</b>               | <b>0-0</b>         | <b>0-0</b>         |
| <b>Red-zone scores</b>             | <b>(33-38) 87%</b> | <b>(34-41) 83%</b> |
| <b>Red-zone touchdowns</b>         | <b>(19-38) 50%</b> | <b>(28-41) 68%</b> |
| <b>PAT-attempts</b>                | <b>(31-32) 97%</b> | <b>(61-62) 98%</b> |
| <b>2-point conversion-attempts</b> | <b>(0-2) 0%</b>    | <b>(0-0) 0%</b>    |

REVIEW



# 2022 TEAM STATISTICS

REVIEW

| Date                | Opponent          | Rushing    |             |           | Receiving |            |             | Passing   |           |                  |             | Kick Returns |           |           | Punt Returns |          |           | tot       | off        |          |           |             |     |
|---------------------|-------------------|------------|-------------|-----------|-----------|------------|-------------|-----------|-----------|------------------|-------------|--------------|-----------|-----------|--------------|----------|-----------|-----------|------------|----------|-----------|-------------|-----|
|                     |                   | no.        | yds         | td        | lg        | no.        | yds         | td        | lg        | cmp              | att         | int          | yds       | td        | lg           | no.      | yds       |           |            | td       | lg        | no.         | yds |
| 09/03/2022          | Grambling         | 54         | 339         | 6         | 49        | 20         | 233         | 2         | 34        | 20-26-0          | 233         | 2            | 34        | 3         | 83           | 0        | 31        | 2         | 19         | 0        | 15        | 572         |     |
| 09/10/2022          | at Ohio St.       | 34         | 53          | 0         | 15        | 25         | 223         | 0         | 58        | 25-42-0          | 223         | 0            | 58        | 4         | 88           | 0        | 30        | 0         | 0          | 0        | 0         | 276         |     |
| 09/17/2022          | at Memphis        | 32         | 95          | 2         | 29        | 25         | 275         | 2         | 51        | 25-34-0          | 275         | 2            | 51        | 6         | 147          | 0        | 35        | 0         | 0          | 0        | 0         | 370         |     |
| 09/24/2022          | at Old Dominion   | 47         | 112         | 2         | 23        | 23         | 285         | 1         | 49        | 23-35-1          | 285         | 1            | 49        | 4         | 82           | 0        | 29        | 2         | 17         | 0        | 14        | 397         |     |
| 10/01/2022          | ULM               | 44         | 101         | 3         | 25        | 25         | 254         | 2         | 41        | 25-33-0          | 254         | 2            | 41        | 4         | 171          | 1        | 98        | 2         | 11         | 0        | 13        | 355         |     |
| 10/08/2022          | James Madison     | 27         | 20          | 0         | 9         | 16         | 247         | 2         | 27        | 16-26-0          | 247         | 2            | 27        | 5         | 127          | 0        | 37        | 1         | 9          | 0        | 9         | 267         |     |
| 10/15/2022          | at Southern Miss. | 31         | 50          | 0         | 11        | 25         | 236         | 2         | 23        | 25-34-0          | 236         | 2            | 23        | 3         | 72           | 0        | 33        | 1         | -1         | 0        | 0         | 286         |     |
| 10/22/2022          | at Louisiana      | 21         | 82          | 0         | 10        | 13         | 189         | 1         | 53        | 13-32-1          | 189         | 1            | 53        | 4         | 36           | 0        | 16        | 1         | -6         | 0        | 0         | 271         |     |
| 10/29/2022          | South Alabama     | 19         | -19         | 0         | 11        | 22         | 177         | 0         | 42        | 22-39-0          | 177         | 0            | 42        | 3         | 52           | 0        | 29        | 3         | 25         | 0        | 24        | 158         |     |
| 11/12/2022          | Massachusetts     | 24         | 133         | 2         | 75        | 10         | 142         | 2         | 29        | 10-18-1          | 142         | 2            | 29        | 5         | 102          | 0        | 32        | 0         | 0          | 0        | 0         | 275         |     |
| 11/19/2022          | at Texas St.      | 23         | 54          | 0         | 16        | 22         | 237         | 1         | 33        | 22-40-0          | 237         | 1            | 33        | 5         | 75           | 0        | 37        | 2         | -1         | 0        | 2         | 291         |     |
| 11/26/2022          | Troy              | 25         | 38          | 1         | 30        | 21         | 221         | 1         | 33        | 21-37-2          | 221         | 1            | 33        | 5         | 71           | 0        | 24        | 2         | 23         | 0        | 15        | 259         |     |
| <b>Arkansas St.</b> |                   | <b>381</b> | <b>1058</b> | <b>16</b> | <b>75</b> | <b>247</b> | <b>2719</b> | <b>16</b> | <b>58</b> | <b>247-396-5</b> | <b>2719</b> | <b>16</b>    | <b>58</b> | <b>51</b> | <b>1106</b>  | <b>1</b> | <b>98</b> | <b>16</b> | <b>96</b>  | <b>0</b> | <b>24</b> | <b>3777</b> |     |
| <b>Opponents</b>    |                   | <b>484</b> | <b>1949</b> | <b>23</b> | <b>69</b> | <b>212</b> | <b>2912</b> | <b>25</b> | <b>77</b> | <b>212-351-6</b> | <b>2912</b> | <b>25</b>    | <b>77</b> | <b>25</b> | <b>451</b>   | <b>0</b> | <b>53</b> | <b>26</b> | <b>174</b> | <b>0</b> | <b>30</b> | <b>4861</b> |     |

## Arkansas St. Averages

| Games | Avg/ rush | Avg/ catch | Pass effc | KR avg | PR avg | All purpose avg/game | Total offense avg/game |
|-------|-----------|------------|-----------|--------|--------|----------------------|------------------------|
| 12    | 2.8       | 11.0       | 130.9     | 21.7   | 6.0    | 424.5                | 314.8                  |

| Date                | Opponent          | Tackles    |            |            | Sacks            | Fumble        | Pass Defense |             |              | blkd      | PAT attempts |          | off          |          |          |          |           |            |
|---------------------|-------------------|------------|------------|------------|------------------|---------------|--------------|-------------|--------------|-----------|--------------|----------|--------------|----------|----------|----------|-----------|------------|
|                     |                   | ua         | a          | total      |                  |               | tfl-yds      | no-yds      | ff           |           | fr-yds       | int-yds  |              | qbh      | brup     | kick     | kck       | rush       |
| 09/03/2022          | Grambling         | 37         | 8          | 45         | 14.0-76          | 4-36          | 2            | 0-0         | 1-0          | 0         | 4            | 0        | 8-8          | 0        | 0        | 1        | 7         | 58         |
| 09/10/2022          | at Ohio St.       | 25         | 24         | 49         | 6.0-15           | 1-2           | 0            | 1-0         | 0-0          | 0         | 4            | 0        | 0-0          | 0        | 0        | 0        | 0         | 12         |
| 09/17/2022          | at Memphis        | 29         | 48         | 77         | 7.0-22           | 2-13          | 1            | 0-0         | 0-0          | 2         | 3            | 0        | 3-3          | 0        | 1        | 0        | 32        |            |
| 09/24/2022          | at Old Dominion   | 19         | 44         | 63         | 9.0-25           | 2-11          | 0            | 1-0         | 0-0          | 0         | 4            | 0        | 3-3          | 0        | 0        | 1        | 0         | 26         |
| 10/01/2022          | ULM               | 42         | 4          | 46         | 4.0-17           | 3-15          | 2            | 1-0         | 0-0          | 0         | 4            | 0        | 6-6          | 0        | 0        | 3        | 45        |            |
| 10/08/2022          | James Madison     | 53         | 14         | 67         | 3.0-4            | 0-0           | 0            | 0-0         | 0-0          | 3         | 3            | 0        | 2-2          | 0        | 0        | 0        | 20        |            |
| 10/15/2022          | at Southern Miss. | 25         | 40         | 65         | 3.0-4            | 1-1           | 0            | 0-0         | 2-19         | 0         | 4            | 0        | 2-2          | 0        | 0        | 1        | 0         | 19         |
| 10/22/2022          | at Louisiana      | 36         | 56         | 92         | 7.0-19           | 2-13          | 3            | 2-12        | 0-0          | 3         | 4            | 0        | 0-1          | 0        | 0        | 0        | 18        |            |
| 10/29/2022          | South Alabama     | 31         | 54         | 85         | 6.0-6            | 0-0           | 0            | 0-0         | 0-0          | 1         | 4            | 0        | 0-0          | 0        | 0        | 0        | 3         |            |
| 11/12/2022          | Massachusetts     | 42         | 52         | 94         | 8.0-28           | 2-10          | 0            | 0-0         | 2-27         | 7         | 5            | 0        | 5-5          | 0        | 0        | 0        | 7         | 35         |
| 11/19/2022          | at Texas St.      | 50         | 20         | 70         | 6.0-15           | 3-10          | 0            | 0-0         | 0-0          | 0         | 3            | 0        | 1-1          | 0        | 0        | 0        | 13        |            |
| 11/26/2022          | Troy              | 36         | 48         | 84         | 3.0-11           | 3-11          | 3            | 1-0         | 1-69         | 0         | 2            | 0        | 1-1          | 0        | 0        | 0        | 10        | 19         |
| <b>Arkansas St.</b> |                   | <b>425</b> | <b>412</b> | <b>837</b> | <b>76.0-242</b>  | <b>23-122</b> | <b>11</b>    | <b>6-12</b> | <b>6-115</b> | <b>16</b> | <b>44</b>    | <b>0</b> | <b>31-32</b> | <b>0</b> | <b>1</b> | <b>3</b> | <b>27</b> | <b>300</b> |
| <b>Opponents</b>    |                   | <b>462</b> | <b>320</b> | <b>782</b> | <b>107.0-433</b> | <b>38-274</b> | <b>7</b>     | <b>4-0</b>  | <b>5-94</b>  | <b>31</b> | <b>39</b>    | <b>2</b> | <b>42-42</b> | <b>1</b> | <b>2</b> | <b>1</b> | <b>42</b> | <b>377</b> |

| Date                | Opponent          | Punting   |             |             |           |          |          | Field Goals |           |           |              | Kickoffs  |          |           |             |             |           |          |
|---------------------|-------------------|-----------|-------------|-------------|-----------|----------|----------|-------------|-----------|-----------|--------------|-----------|----------|-----------|-------------|-------------|-----------|----------|
|                     |                   | no.       | yds         | avg         | long      | blkd     | tb       | fc          | 50+       | i20       | md-att       | long      | blkd     | no.       | yds         | avg         | tb        | ob       |
| 09/03/2022          | Grambling         | 0         | 0           | 0.0         | 0         | 0        | 0        | 0           | 0         | 0         | 0-0          | 0         | 0        | 9         | 571         | 63.4        | 4         | 0        |
| 09/10/2022          | at Ohio St.       | 6         | 320         | 53.3        | 68        | 0        | 1        | 3           | 3         | 1         | 4-4          | 45        | 0        | 5         | 310         | 62.0        | 5         | 0        |
| 09/17/2022          | at Memphis        | 4         | 167         | 41.8        | 44        | 0        | 0        | 1           | 0         | 1         | 1-1          | 46        | 0        | 6         | 377         | 62.8        | 4         | 0        |
| 09/24/2022          | at Old Dominion   | 6         | 245         | 40.8        | 52        | 0        | 0        | 2           | 2         | 3         | 1-1          | 44        | 0        | 5         | 318         | 63.6        | 1         | 0        |
| 10/01/2022          | ULM               | 4         | 160         | 40.0        | 47        | 0        | 0        | 0           | 1         | 1         | 1-1          | 46        | 0        | 8         | 462         | 57.8        | 1         | 0        |
| 10/08/2022          | James Madison     | 5         | 229         | 45.8        | 52        | 0        | 0        | 1           | 2         | 2         | 2-2          | 37        | 0        | 5         | 311         | 62.2        | 1         | 0        |
| 10/15/2022          | at Southern Miss. | 6         | 266         | 44.3        | 61        | 0        | 0        | 1           | 2         | 3         | 1-1          | 31        | 0        | 4         | 260         | 65.0        | 4         | 0        |
| 10/22/2022          | at Louisiana      | 9         | 411         | 45.7        | 63        | 0        | 0        | 1           | 3         | 3         | 2-2          | 43        | 0        | 5         | 304         | 60.8        | 3         | 0        |
| 10/29/2022          | South Alabama     | 9         | 327         | 36.3        | 55        | 1        | 0        | 0           | 2         | 5         | 1-1          | 32        | 0        | 3         | 174         | 58.0        | 0         | 0        |
| 11/12/2022          | Massachusetts     | 7         | 264         | 37.7        | 54        | 0        | 0        | 3           | 1         | 1         | 0-0          | 0         | 0        | 6         | 344         | 57.3        | 2         | 0        |
| 11/19/2022          | at Texas St.      | 7         | 309         | 44.1        | 50        | 0        | 1        | 1           | 1         | 3         | 2-3          | 56        | 0        | 4         | 210         | 52.5        | 0         | 0        |
| 11/26/2022          | Troy              | 6         | 280         | 46.7        | 58        | 0        | 0        | 1           | 1         | 1         | 2-2          | 21        | 0        | 5         | 309         | 61.8        | 2         | 0        |
| <b>Arkansas St.</b> |                   | <b>69</b> | <b>2978</b> | <b>43.2</b> | <b>68</b> | <b>1</b> | <b>2</b> | <b>13</b>   | <b>16</b> | <b>24</b> | <b>17-18</b> | <b>56</b> | <b>0</b> | <b>65</b> | <b>3950</b> | <b>60.8</b> | <b>27</b> | <b>0</b> |
| <b>Opponents</b>    |                   | <b>61</b> | <b>2489</b> | <b>40.8</b> | <b>64</b> | <b>0</b> | <b>4</b> | <b>18</b>   | <b>9</b>  | <b>16</b> | <b>9-12</b>  | <b>49</b> | <b>0</b> | <b>73</b> | <b>4282</b> | <b>58.7</b> | <b>12</b> | <b>4</b> |

# 2022 OPPONENT STATISTICS



| Date                | Opponent          | Rushing    |             |           | Receiving |            |             | Passing   |           |                  |             | Kick Returns |           |           | Punt Returns |          |           | tot       | off        |          |           |             |     |
|---------------------|-------------------|------------|-------------|-----------|-----------|------------|-------------|-----------|-----------|------------------|-------------|--------------|-----------|-----------|--------------|----------|-----------|-----------|------------|----------|-----------|-------------|-----|
|                     |                   | no.        | yds         | td        | lg        | no.        | yds         | td        | lg        | cmp              | att         | int          | yds       | td        | lg           | no.      | yds       |           |            | td       | lg        | no.         | yds |
| 09/03/2022          | Grambling         | 33         | 50          | 0         | 18        | 4          | 52          | 0         | 34        | 4-18-1           | 52          | 0            | 34        | 5         | 104          | 0        | 53        | 0         | 0          | 0        | 0         | 0           | 102 |
| 09/10/2022          | at Ohio St.       | 26         | 168         | 2         | 41        | 19         | 370         | 4         | 51        | 19-28-0          | 370         | 4            | 51        | 0         | 0            | 0        | 2         | 13        | 0          | 13       | 538       |             |     |
| 09/17/2022          | at Memphis        | 45         | 187         | 3         | 39        | 19         | 360         | 3         | 56        | 19-28-0          | 360         | 3            | 56        | 2         | 38           | 0        | 20        | 3         | 10         | 0        | 9         | 547         |     |
| 09/24/2022          | at Old Dominion   | 26         | 51          | 1         | 15        | 19         | 279         | 2         | 77        | 19-32-0          | 279         | 2            | 77        | 3         | 60           | 0        | 21        | 3         | 24         | 0        | 19        | 330         |     |
| 10/01/2022          | ULM               | 37         | 152         | 2         | 22        | 12         | 138         | 2         | 58        | 12-20-0          | 138         | 2            | 58        | 3         | 47           | 0        | 30        | 3         | -2         | 0        | 0         | 290         |     |
| 10/08/2022          | James Madison     | 43         | 204         | 2         | 31        | 28         | 394         | 4         | 54        | 28-37-0          | 394         | 4            | 54        | 3         | 49           | 0        | 20        | 3         | 30         | 0        | 14        | 598         |     |
| 10/15/2022          | at Southern Miss. | 37         | 168         | 2         | 30        | 17         | 177         | 1         | 29        | 17-32-2          | 177         | 1            | 29        | 0         | 0            | 0        | 0         | 3         | 31         | 0        | 30        | 345         |     |
| 10/22/2022          | at Louisiana      | 50         | 206         | 0         | 14        | 21         | 316         | 5         | 55        | 21-37-0          | 316         | 5            | 55        | 1         | 17           | 0        | 17        | 1         | 22         | 0        | 22        | 522         |     |
| 10/29/2022          | South Alabama     | 47         | 183         | 3         | 69        | 17         | 179         | 1         | 49        | 17-24-0          | 179         | 1            | 49        | 1         | 14           | 0        | 14        | 1         | 9          | 0        | 9         | 362         |     |
| 11/12/2022          | Massachusetts     | 51         | 168         | 2         | 23        | 24         | 307         | 2         | 53        | 24-43-2          | 307         | 2            | 53        | 1         | 10           | 0        | 10        | 0         | 0          | 0        | 0         | 475         |     |
| 11/19/2022          | at Texas St.      | 38         | 144         | 1         | 19        | 23         | 196         | 0         | 21        | 23-37-0          | 196         | 0            | 21        | 4         | 70           | 0        | 26        | 3         | -3         | 0        | 1         | 340         |     |
| 11/26/2022          | Troy              | 51         | 268         | 5         | 39        | 9          | 144         | 1         | 56        | 9-15-1           | 144         | 1            | 56        | 2         | 42           | 0        | 24        | 4         | 40         | 0        | 19        | 412         |     |
| <b>Opponents</b>    |                   | <b>484</b> | <b>1949</b> | <b>23</b> | <b>69</b> | <b>212</b> | <b>2912</b> | <b>25</b> | <b>77</b> | <b>212-351-6</b> | <b>2912</b> | <b>25</b>    | <b>77</b> | <b>25</b> | <b>451</b>   | <b>0</b> | <b>53</b> | <b>26</b> | <b>174</b> | <b>0</b> | <b>30</b> | <b>4861</b> |     |
| <b>Arkansas St.</b> |                   | <b>381</b> | <b>1058</b> | <b>16</b> | <b>75</b> | <b>247</b> | <b>2719</b> | <b>16</b> | <b>58</b> | <b>247-396-5</b> | <b>2719</b> | <b>16</b>    | <b>58</b> | <b>51</b> | <b>1106</b>  | <b>1</b> | <b>98</b> | <b>16</b> | <b>96</b>  | <b>0</b> | <b>24</b> | <b>3777</b> |     |

## Opponents Averages

| Games | Avg/ rush | Avg/ catch | Pass effic | KR avg | PR avg | All purpose avg/game | Total offense avg/game |
|-------|-----------|------------|------------|--------|--------|----------------------|------------------------|
| 12    | 4.0       | 13.7       | 150.2      | 18.0   | 6.7    | 465.0                | 405.1                  |

| Date                | Opponent          | Tackles    |            |            | Sacks            | Fumble        | Pass Defense |             |              | blkd      | PAT attempts |          |              | off      |          |          |           |            |     |     |    |    |
|---------------------|-------------------|------------|------------|------------|------------------|---------------|--------------|-------------|--------------|-----------|--------------|----------|--------------|----------|----------|----------|-----------|------------|-----|-----|----|----|
|                     |                   | ua         | a          | total      |                  |               | tfl-yds      | no-yds      | ff           |           | fr-yds       | int-yds  | qbh          |          | brup     | kick     | kick      | rush       | rcv | saf | o  | p  |
| 09/03/2022          | Grambling         | 64         | 12         | 76         | 10.0-16          | 0-0           | 0            | 0-0         | 0            | 0         | 0            | 0        | 0            | 0        | 0        | 0        | 0         | 0          | 0   | 0   | 0  | 3  |
| 09/10/2022          | at Ohio St.       | 49         | 22         | 71         | 12.0-42          | 2-15          | 0            | 0-0         | 0-0          | 3         | 3            | 0        | 6-6          | 0        | 0        | 0        | 0         | 0          | 0   | 0   | 0  | 45 |
| 09/17/2022          | at Memphis        | 38         | 32         | 70         | 3.0-13           | 1-7           | 1            | 1-0         | 0-0          | 5         | 2            | 0        | 5-5          | 0        | 0        | 0        | 0         | 7          | 0   | 0   | 7  | 44 |
| 09/24/2022          | at Old Dominion   | 34         | 70         | 104        | 13.0-66          | 7-55          | 1            | 1-0         | 1-6          | 2         | 1            | 0        | 3-3          | 1        | 0        | 0        | 0         | 7          | 0   | 0   | 7  | 29 |
| 10/01/2022          | ULM               | 57         | 12         | 69         | 13.0-45          | 3-22          | 1            | 0-0         | 0-0          | 1         | 3            | 0        | 4-4          | 0        | 0        | 0        | 0         | 0          | 0   | 0   | 0  | 28 |
| 10/08/2022          | James Madison     | 31         | 24         | 55         | 9.0-37           | 6-31          | 1            | 1-0         | 0-0          | 1         | 4            | 0        | 6-6          | 0        | 0        | 0        | 0         | 1          | 0   | 0   | 1  | 42 |
| 10/15/2022          | at Southern Miss. | 40         | 34         | 74         | 9.0-48           | 4-31          | 0            | 0-0         | 0-0          | 1         | 2            | 0        | 2-2          | 0        | 0        | 0        | 0         | 0          | 0   | 0   | 0  | 20 |
| 10/22/2022          | at Louisiana      | 24         | 20         | 44         | 4.0-12           | 3-10          | 0            | 0-0         | 1-0          | 9         | 4            | 1        | 5-5          | 0        | 0        | 0        | 0         | 0          | 0   | 0   | 0  | 38 |
| 10/29/2022          | South Alabama     | 34         | 20         | 54         | 11.0-59          | 4-43          | 2            | 1-0         | 0-0          | 6         | 4            | 1        | 3-3          | 0        | 1        | 1        | 7         | 1          | 7   | 0   | 31 |    |
| 11/12/2022          | Massachusetts     | 18         | 28         | 46         | 8.0-33           | 3-22          | 0            | 0-0         | 1-0          | 0         | 3            | 0        | 1-1          | 0        | 1        | 0        | 1         | 0          | 0   | 6   | 33 |    |
| 11/19/2022          | at Texas St.      | 37         | 22         | 59         | 8.0-23           | 1-7           | 1            | 0-0         | 0-0          | 1         | 6            | 0        | 1-1          | 0        | 0        | 0        | 0         | 0          | 0   | 0   | 0  | 16 |
| 11/26/2022          | Troy              | 36         | 24         | 60         | 7.0-39           | 4-31          | 0            | 0-0         | 2-78         | 2         | 7            | 0        | 6-6          | 0        | 0        | 0        | 0         | 0          | 0   | 0   | 0  | 48 |
| <b>Opponents</b>    |                   | <b>462</b> | <b>320</b> | <b>782</b> | <b>107.0-433</b> | <b>38-274</b> | <b>7</b>     | <b>4-0</b>  | <b>5-94</b>  | <b>31</b> | <b>39</b>    | <b>2</b> | <b>42-42</b> | <b>1</b> | <b>2</b> | <b>1</b> | <b>42</b> | <b>377</b> |     |     |    |    |
| <b>Arkansas St.</b> |                   | <b>425</b> | <b>412</b> | <b>837</b> | <b>76.0-242</b>  | <b>23-122</b> | <b>11</b>    | <b>6-12</b> | <b>6-115</b> | <b>16</b> | <b>44</b>    | <b>0</b> | <b>31-32</b> | <b>0</b> | <b>1</b> | <b>3</b> | <b>27</b> | <b>300</b> |     |     |    |    |

| Date                | Opponent          | Punting   |             |             |           |          |          | Field Goals |           |           | Kickoffs     |           |          |           |             |             |           |          |
|---------------------|-------------------|-----------|-------------|-------------|-----------|----------|----------|-------------|-----------|-----------|--------------|-----------|----------|-----------|-------------|-------------|-----------|----------|
|                     |                   | no.       | yds         | avg         | long      | blkd     | tb       | fc          | 50+       | i20       | md-att       | long      | blkd     | no.       | yds         | avg         | tb        | ob       |
| 09/03/2022          | Grambling         | 8         | 293         | 36.6        | 52        | 0        | 0        | 4           | 1         | 1         | 1-1          | 30        | 0        | 3         | 177         | 59.0        | 0         | 0        |
| 09/10/2022          | at Ohio St.       | 5         | 219         | 43.8        | 52        | 0        | 0        | 2           | 1         | 2         | 1-1          | 24        | 0        | 8         | 510         | 63.8        | 1         | 1        |
| 09/17/2022          | at Memphis        | 2         | 114         | 57.0        | 64        | 0        | 2        | 0           | 2         | 0         | 1-1          | 47        | 0        | 8         | 481         | 60.1        | 1         | 1        |
| 09/24/2022          | at Old Dominion   | 6         | 230         | 38.3        | 53        | 0        | 0        | 2           | 1         | 2         | 0-1          | 0         | 0        | 6         | 370         | 61.7        | 2         | 0        |
| 10/01/2022          | ULM               | 5         | 243         | 48.6        | 60        | 0        | 0        | 2           | 2         | 1         | 0-0          | 0         | 0        | 5         | 266         | 53.2        | 0         | 0        |
| 10/08/2022          | James Madison     | 2         | 79          | 39.5        | 45        | 0        | 0        | 0           | 1         | 0         | 0-2          | 0         | 0        | 7         | 385         | 55.0        | 0         | 0        |
| 10/15/2022          | at Southern Miss. | 4         | 162         | 40.5        | 45        | 0        | 1        | 1           | 0         | 1         | 0-0          | 0         | 0        | 5         | 312         | 62.4        | 1         | 1        |
| 10/22/2022          | at Louisiana      | 5         | 204         | 40.8        | 52        | 0        | 1        | 0           | 1         | 2         | 1-1          | 43        | 0        | 7         | 404         | 57.7        | 1         | 1        |
| 10/29/2022          | South Alabama     | 8         | 342         | 42.8        | 49        | 0        | 0        | 1           | 0         | 2         | 0-0          | 0         | 0        | 5         | 308         | 61.6        | 2         | 0        |
| 11/12/2022          | Massachusetts     | 4         | 154         | 38.5        | 51        | 0        | 0        | 2           | 1         | 2         | 2-2          | 37        | 0        | 6         | 349         | 58.2        | 1         | 0        |
| 11/19/2022          | at Texas St.      | 8         | 304         | 38.0        | 41        | 0        | 0        | 4           | 0         | 2         | 3-3          | 49        | 0        | 5         | 237         | 47.4        | 0         | 0        |
| 11/26/2022          | Troy              | 4         | 145         | 36.3        | 45        | 0        | 0        | 0           | 0         | 0         | 0-0          | 0         | 0        | 8         | 483         | 60.4        | 3         | 0        |
| <b>Opponents</b>    |                   | <b>61</b> | <b>2489</b> | <b>40.8</b> | <b>64</b> | <b>0</b> | <b>4</b> | <b>18</b>   | <b>9</b>  | <b>16</b> | <b>9-12</b>  | <b>49</b> | <b>0</b> | <b>73</b> | <b>4282</b> | <b>58.7</b> | <b>12</b> | <b>4</b> |
| <b>Arkansas St.</b> |                   | <b>69</b> | <b>2978</b> | <b>43.2</b> | <b>68</b> | <b>1</b> | <b>2</b> | <b>13</b>   | <b>16</b> | <b>24</b> | <b>17-18</b> | <b>56</b> | <b>0</b> | <b>65</b> | <b>3950</b> | <b>60.8</b> | <b>27</b> | <b>0</b> |

REVIEW





# 2022 INDIVIDUAL STATISTICS

REVIEW

## Rushing

| Player           | gp        | att        | gain        | loss       | net         | avg        | td        | lg        | avg/g        |
|------------------|-----------|------------|-------------|------------|-------------|------------|-----------|-----------|--------------|
| Johnnie Lang     | 12        | 119        | 470         | 51         | 419         | 3.5        | 3         | 49        | 34.9         |
| Brian Snead      | 8         | 81         | 324         | 25         | 299         | 3.7        | 6         | 29        | 37.4         |
| Marcel Murray    | 7         | 35         | 208         | 15         | 193         | 5.5        | 1         | 75        | 27.6         |
| Aj Mayer         | 9         | 32         | 189         | 20         | 169         | 5.3        | 2         | 28        | 18.8         |
| Ja'Quez Cross    | 8         | 24         | 108         | 16         | 92          | 3.8        | 0         | 12        | 11.5         |
| Mike Sharpe II   | 12        | 17         | 61          | 7          | 54          | 3.2        | 1         | 12        | 4.5          |
| Champ Fleming    | 11        | 2          | 20          | 0          | 20          | 10.0       | 0         | 15        | 1.8          |
| Jaxon Dailey     | 3         | 1          | 0           | 4          | -4          | -4.0       | 0         | 0         | -1.3         |
| James Blackman   | 11        | 61         | 144         | 264        | -120        | -2.0       | 3         | 30        | -10.9        |
| Team             | 12        | 9          | 0           | 64         | -64         | -7.1       | 0         | 0         | -5.3         |
| <b>Total</b>     | <b>12</b> | <b>381</b> | <b>1524</b> | <b>466</b> | <b>1058</b> | <b>2.8</b> | <b>16</b> | <b>75</b> | <b>88.2</b>  |
| <b>Opponents</b> | <b>12</b> | <b>484</b> | <b>2238</b> | <b>289</b> | <b>1949</b> | <b>4.0</b> | <b>23</b> | <b>69</b> | <b>162.4</b> |

## Passing

| Player           | gp        | effic        | comp-att-int     | pct         | yds         | td        | lg        | avg/g        |
|------------------|-----------|--------------|------------------|-------------|-------------|-----------|-----------|--------------|
| James Blackman   | 11        | 135.7        | 223-347-3        | 64.3        | 2471        | 14        | 58        | 224.6        |
| Aj Mayer         | 9         | 106.6        | 19-39-1          | 48.7        | 214         | 2         | 53        | 23.8         |
| Jaxon Dailey     | 3         | 58.6         | 5-10-1           | 50.0        | 34          | 0         | 18        | 11.3         |
| <b>Total</b>     | <b>12</b> | <b>130.9</b> | <b>247-396-5</b> | <b>62.4</b> | <b>2719</b> | <b>16</b> | <b>58</b> | <b>226.6</b> |
| <b>Opponents</b> | <b>12</b> | <b>150.2</b> | <b>212-351-6</b> | <b>60.4</b> | <b>2912</b> | <b>25</b> | <b>77</b> | <b>242.7</b> |

## Receiving

| Player             | gp        | no.        | yds         | avg         | td        | lg        | avg/g        |
|--------------------|-----------|------------|-------------|-------------|-----------|-----------|--------------|
| Seydou Traore      | 12        | 50         | 655         | 13.1        | 4         | 51        | 54.6         |
| Champ Fleming      | 11        | 41         | 492         | 12.0        | 1         | 58        | 44.7         |
| Jeff Foreman       | 12        | 30         | 491         | 16.4        | 4         | 49        | 40.9         |
| Johnnie Lang       | 12        | 24         | 238         | 9.9         | 3         | 27        | 19.8         |
| Te'Vaillance Hunt  | 8         | 16         | 170         | 10.6        | 3         | 33        | 21.3         |
| Adam Jones         | 10        | 16         | 167         | 10.4        | 0         | 25        | 16.7         |
| Emmanuel Stevenson | 12        | 13         | 74          | 5.7         | 0         | 15        | 6.2          |
| Ja'Quez Cross      | 8         | 10         | 56          | 5.6         | 0         | 15        | 7.0          |
| Brian Snead        | 8         | 9          | 46          | 5.1         | 0         | 14        | 5.8          |
| Daverrick Jenkins  | 9         | 9          | 159         | 17.7        | 0         | 53        | 17.7         |
| Marcel Murray      | 7         | 7          | 37          | 5.3         | 0         | 12        | 5.3          |
| Reagan Ealy        | 12        | 7          | 46          | 6.6         | 0         | 15        | 3.8          |
| Khyheem Waleed     | 10        | 5          | 34          | 6.8         | 0         | 10        | 3.4          |
| Reed Tyler         | 11        | 4          | 15          | 3.8         | 1         | 6         | 1.4          |
| Jaden Milliner     | 3         | 2          | 26          | 13.0        | 0         | 18        | 8.7          |
| Omari Walker       | 5         | 2          | 11          | 5.5         | 0         | 6         | 2.2          |
| Miller McCrumby    | 5         | 1          | 9           | 9.0         | 0         | 9         | 1.8          |
| Mike Sharpe II     | 12        | 1          | -5          | -5.0        | 0         | 0         | -0.4         |
| <b>Total</b>       | <b>12</b> | <b>247</b> | <b>2719</b> | <b>11.0</b> | <b>16</b> | <b>58</b> | <b>226.6</b> |
| <b>Opponents</b>   | <b>12</b> | <b>212</b> | <b>2912</b> | <b>13.7</b> | <b>25</b> | <b>77</b> | <b>242.7</b> |

## Punt Returns

| Player           | no.       | yds        | avg        | td       | lg        |
|------------------|-----------|------------|------------|----------|-----------|
| Johnnie Lang     | 14        | 87         | 6.2        | 0        | 24        |
| Reagan Ealy      | 1         | 15         | 15.0       | 0        | 15        |
| Champ Fleming    | 1         | -6         | -6.0       | 0        | 0         |
| <b>Total</b>     | <b>16</b> | <b>96</b>  | <b>6.0</b> | <b>0</b> | <b>24</b> |
| <b>Opponents</b> | <b>26</b> | <b>174</b> | <b>6.7</b> | <b>0</b> | <b>30</b> |

## Interceptions

| Player           | no.      | yds        | avg         | td       | lg        |
|------------------|----------|------------|-------------|----------|-----------|
| Eddie Smith      | 2        | 15         | 7.5         | 0        | 15        |
| Trevian Thomas   | 1        | 27         | 27.0        | 1        | 27        |
| Jaden Harris     | 1        | 0          | 0.0         | 0        | 0         |
| Samy Johnson     | 1        | 69         | 69.0        | 0        | 69        |
| Kenneth Harris   | 1        | 4          | 4.0         | 0        | 4         |
| <b>Total</b>     | <b>6</b> | <b>115</b> | <b>19.2</b> | <b>1</b> | <b>69</b> |
| <b>Opponents</b> | <b>5</b> | <b>94</b>  | <b>18.8</b> | <b>2</b> | <b>67</b> |

## Kick Returns

| Player           | no.       | yds         | avg         | td       | lg        |
|------------------|-----------|-------------|-------------|----------|-----------|
| Johnnie Lang     | 37        | 886         | 23.9        | 1        | 98        |
| Reagan Ealy      | 10        | 171         | 17.1        | 0        | 33        |
| Champ Fleming    | 3         | 49          | 16.3        | 0        | 24        |
| Wyatt Begeal     | 1         | 0           | 0.0         | 0        | 0         |
| <b>Total</b>     | <b>51</b> | <b>1106</b> | <b>21.7</b> | <b>1</b> | <b>98</b> |
| <b>Opponents</b> | <b>25</b> | <b>451</b>  | <b>18.0</b> | <b>0</b> | <b>53</b> |

## Fumble Returns

| Player           | no.      | yds       | avg        | td       | lg        |
|------------------|----------|-----------|------------|----------|-----------|
| Dane Motley      | 1        | 12        | 12.0       | 1        | 12        |
| Trevian Thomas   | 1        | 0         | 0.0        | 0        | 0         |
| TW Ayers         | 1        | 0         | 0.0        | 0        | 0         |
| Jack Bullard     | 1        | 0         | 0.0        | 0        | 0         |
| Johnnie Lang     | 1        | 0         | 0.0        | 0        | 0         |
| Joe Britton      | 1        | 0         | 0.0        | 0        | 0         |
| <b>Total</b>     | <b>6</b> | <b>12</b> | <b>2.0</b> | <b>1</b> | <b>12</b> |
| <b>Opponents</b> | <b>4</b> | <b>0</b>  | <b>0.0</b> | <b>0</b> | <b>0</b>  |

# 2022 INDIVIDUAL STATISTICS



## Scoring

| Player            | td        | fg           | PAT          |          |          |          |          |          | pts        |
|-------------------|-----------|--------------|--------------|----------|----------|----------|----------|----------|------------|
|                   |           |              | kick         | rush     | rcv      | pass     | dxp      | saf      |            |
| Dominic Zvada     | -         | 17-18        | 30-31        | -        | -        | -        | -        | -        | 81         |
| Johnnie Lang      | 7         | -            | -            | -        | 1        | -        | -        | -        | 44         |
| Brian Snead       | 6         | -            | -            | -        | -        | -        | -        | -        | 36         |
| Jeff Foreman      | 4         | -            | -            | -        | -        | -        | -        | -        | 24         |
| Seydou Traore     | 4         | -            | -            | -        | -        | -        | -        | -        | 24         |
| Te'Vaillance Hunt | 3         | -            | -            | -        | -        | -        | -        | -        | 18         |
| James Blackman    | 3         | -            | -            | -        | -        | 1        | -        | -        | 18         |
| AJ Mayer          | 2         | -            | -            | -        | -        | -        | -        | -        | 12         |
| Reed Tyler        | 1         | -            | -            | -        | -        | -        | -        | -        | 6          |
| Trevian Thomas    | 1         | -            | -            | -        | -        | -        | -        | -        | 6          |
| Marcel Murray     | 1         | -            | -            | -        | -        | -        | -        | -        | 6          |
| Dane Motley       | 1         | -            | -            | -        | -        | -        | -        | -        | 6          |
| Champ Fleming     | 1         | -            | -            | -        | -        | -        | -        | -        | 6          |
| Mike Sharpe II    | 1         | -            | -            | -        | -        | -        | -        | -        | 6          |
| John Mincey       | -         | -            | -            | -        | -        | -        | -        | 1        | 2          |
| Aidan Ellison     | -         | -            | 1-1          | -        | -        | -        | -        | -        | 1          |
| <b>Total</b>      | <b>35</b> | <b>17-18</b> | <b>31-32</b> | <b>0</b> | <b>1</b> | <b>1</b> | <b>0</b> | <b>3</b> | <b>300</b> |
| <b>Opponents</b>  | <b>50</b> | <b>9-12</b>  | <b>42-42</b> | <b>1</b> | <b>2</b> | <b>2</b> | <b>0</b> | <b>1</b> | <b>377</b> |

## Field Goals

| Player           | fg          | pct.        | 01-19      | 20-29      | 30-39      | 40-49      | 50-59      | lg        | blk      |
|------------------|-------------|-------------|------------|------------|------------|------------|------------|-----------|----------|
| Dominic Zvada    | 17-18       | 94.4        | 0-0        | 5-5        | 6-6        | 5-5        | 1-2        | 56        | 0        |
| <b>Opponents</b> | <b>9-12</b> | <b>75.0</b> | <b>0-0</b> | <b>3-3</b> | <b>3-4</b> | <b>3-5</b> | <b>0-0</b> | <b>49</b> | <b>0</b> |

## Fg Sequence

| Team Name      | Arkansas St.        | Opponents      |
|----------------|---------------------|----------------|
| Ohio St.       | (29),(38),(34),(45) | (24)           |
| Memphis        | (46)                | (47)           |
| Old Dominion   | (44)                | 48             |
| ULM            | (46)                |                |
| James Madison  | (1),(25),(37)       | 45,32          |
| Southern Miss. | (31)                |                |
| Louisiana      | (43),(33)           | (43)           |
| South Alabama  | (32)                |                |
| Texas St.      | 51,(56),(23)        | (25),(49),(29) |
| Troy           | (20),(21)           |                |
| Grambling      |                     | (30)           |
| Massachusetts  |                     | (37),(36)      |

Numbers in parentheses indicate field goal was made

## Total Offense

| Player           | g         | plays      | rush        | pass        | total       | avg/g        |
|------------------|-----------|------------|-------------|-------------|-------------|--------------|
| James Blackman   | 11        | 408        | -120        | 2471        | 2351        | 213.7        |
| Johnnie Lang     | 12        | 119        | 419         | 0           | 419         | 34.9         |
| AJ Mayer         | 9         | 71         | 169         | 214         | 383         | 42.6         |
| Brian Snead      | 8         | 81         | 299         | 0           | 299         | 37.4         |
| Marcel Murray    | 7         | 35         | 193         | 0           | 193         | 27.6         |
| Ja'Quez Cross    | 8         | 24         | 92          | 0           | 92          | 11.5         |
| Mike Sharpe II   | 12        | 17         | 54          | 0           | 54          | 4.5          |
| Jaxon Dailey     | 3         | 11         | -4          | 34          | 30          | 10.0         |
| Champ Flemings   | 11        | 2          | 20          | 0           | 20          | 1.8          |
| Team             | 12        | 0          | -64         | 0           | -64         | -5.3         |
| <b>Total</b>     | <b>12</b> | <b>777</b> | <b>1058</b> | <b>2719</b> | <b>3777</b> | <b>314.8</b> |
| <b>Opponents</b> | <b>12</b> | <b>835</b> | <b>1949</b> | <b>2912</b> | <b>4861</b> | <b>405.1</b> |

## Punting

| Player           | no.       | yds         | avg         | lg        | tb       | fc        | i20       | 50+       | blk      |
|------------------|-----------|-------------|-------------|-----------|----------|-----------|-----------|-----------|----------|
| Ryan Hanson      | 47        | 2057        | 43.8        | 68        | 2        | 10        | 19        | 9         | 0        |
| William Przystup | 21        | 913         | 43.5        | 61        | 0        | 3         | 5         | 7         | 0        |
| Team             | 1         | 8           | 8.0         | 0         | 0        | 0         | 0         | 0         | 1        |
| <b>Total</b>     | <b>69</b> | <b>2978</b> | <b>43.2</b> | <b>68</b> | <b>2</b> | <b>13</b> | <b>24</b> | <b>16</b> | <b>1</b> |
| <b>Opponents</b> | <b>61</b> | <b>2489</b> | <b>40.8</b> | <b>64</b> | <b>4</b> | <b>18</b> | <b>16</b> | <b>9</b>  | <b>0</b> |

## Kickoffs

| Player           | no.       | yds         | avg         | tb        | ob       | retn      | net         | ydln      |
|------------------|-----------|-------------|-------------|-----------|----------|-----------|-------------|-----------|
| Tristan Mattson  | 63        | 3829        | 60.8        | 27        | 0        |           |             |           |
| William Przystup | 1         | 59          | 59.0        | 0         | 0        |           |             |           |
| Dominic Zvada    | 1         | 62          | 62.0        | 0         | 0        |           |             |           |
| <b>Total</b>     | <b>65</b> | <b>3950</b> | <b>60.8</b> | <b>27</b> | <b>0</b> | <b>26</b> | <b>40.9</b> | <b>24</b> |
| <b>Opponents</b> | <b>73</b> | <b>4282</b> | <b>58.7</b> | <b>12</b> | <b>4</b> | <b>52</b> | <b>37.8</b> | <b>27</b> |

## All Purpose

| Player             | g         | rush        | rcv         | pr         | kr          | ir         | total       | avg/g        |
|--------------------|-----------|-------------|-------------|------------|-------------|------------|-------------|--------------|
| Johnnie Lang       | 12        | 419         | 238         | 87         | 886         | 0          | 1630        | 135.8        |
| Seydou Traore      | 12        | 0           | 655         | 0          | 0           | 0          | 655         | 54.6         |
| Champ Flemings     | 11        | 20          | 492         | -6         | 49          | 0          | 555         | 50.5         |
| Jeff Foreman       | 12        | 0           | 491         | 0          | 0           | 0          | 491         | 40.9         |
| Brian Snead        | 8         | 299         | 46          | 0          | 0           | 0          | 345         | 43.1         |
| Reagan Ealy        | 12        | 0           | 46          | 15         | 171         | 0          | 232         | 19.3         |
| Marcel Murray      | 7         | 193         | 37          | 0          | 0           | 0          | 230         | 32.9         |
| Te'Vaillance Hunt  | 8         | 0           | 170         | 0          | 0           | 0          | 170         | 21.3         |
| AJ Mayer           | 9         | 169         | 0           | 0          | 0           | 0          | 169         | 18.8         |
| Adam Jones         | 10        | 0           | 167         | 0          | 0           | 0          | 167         | 16.7         |
| Daverrick Jenkins  | 9         | 0           | 159         | 0          | 0           | 0          | 159         | 17.7         |
| Ja'Quez Cross      | 8         | 92          | 56          | 0          | 0           | 0          | 148         | 18.5         |
| Emmanuel Stevenson | 12        | 0           | 74          | 0          | 0           | 0          | 74          | 6.2          |
| Samy Johnson       | 9         | 0           | 0           | 0          | 0           | 69         | 69          | 7.7          |
| Mike Sharpe II     | 12        | 54          | -5          | 0          | 0           | 0          | 49          | 4.1          |
| Khyheem Waleed     | 10        | 0           | 34          | 0          | 0           | 0          | 34          | 3.4          |
| Trevian Thomas     | 12        | 0           | 0           | 0          | 0           | 27         | 27          | 2.3          |
| Jaden Milliner     | 3         | 0           | 26          | 0          | 0           | 0          | 26          | 8.7          |
| Reed Tyler         | 11        | 0           | 15          | 0          | 0           | 0          | 15          | 1.4          |
| Eddie Smith        | 12        | 0           | 0           | 0          | 0           | 15         | 15          | 1.3          |
| Omari Walker       | 5         | 0           | 11          | 0          | 0           | 0          | 11          | 2.2          |
| Miller McCrumby    | 5         | 0           | 9           | 0          | 0           | 0          | 9           | 1.8          |
| Kenneth Harris     | 12        | 0           | 0           | 0          | 0           | 4          | 4           | 0.3          |
| Jaxon Dailey       | 3         | -4          | 0           | 0          | 0           | 0          | -4          | -1.3         |
| James Blackman     | 11        | -120        | -2          | 0          | 0           | 0          | -122        | -11.1        |
| Team               | 12        | -64         | 0           | 0          | 0           | 0          | -64         | -5.3         |
| <b>Total</b>       | <b>12</b> | <b>1058</b> | <b>2719</b> | <b>96</b>  | <b>1106</b> | <b>115</b> | <b>5094</b> | <b>424.5</b> |
| <b>Opponents</b>   | <b>12</b> | <b>1949</b> | <b>2912</b> | <b>174</b> | <b>451</b>  | <b>94</b>  | <b>5580</b> | <b>465.0</b> |

REVIEW



# 2022 INDIVIDUAL STATISTICS

REVIEW

## Passing Game-by-Game

| #1 James Blackman | Comp       | Att        | Int      | Pct         | Yards       | TD        | Long      | Sacked        | Effic.       |
|-------------------|------------|------------|----------|-------------|-------------|-----------|-----------|---------------|--------------|
| Grambling         | 15         | 20         | 0        | 75.0        | 210         | 2         | 34        | 0-0           | 196.2        |
| Ohio St.          | 20         | 34         | 0        | 58.8        | 188         | 0         | 58        | 2-15          | 105.3        |
| Memphis           | 25         | 34         | 0        | 73.5        | 275         | 2         | 51        | 1-7           | 160.9        |
| Old Dominion      | 23         | 35         | 1        | 65.7        | 285         | 1         | 49        | 7-55          | 137.8        |
| ULM               | 25         | 32         | 0        | 78.1        | 254         | 2         | 21        | 3-22          | 165.4        |
| James Madison     | 16         | 26         | 0        | 61.5        | 247         | 2         | 47        | 6-31          | 166.7        |
| Southern Miss.    | 25         | 34         | 0        | 73.5        | 236         | 2         | 23        | 4-31          | 151.2        |
| South Alabama     | 22         | 39         | 0        | 56.4        | 177         | 0         | 42        | 4-43          | 94.5         |
| Massachusetts     | 10         | 18         | 1        | 55.6        | 142         | 2         | 29        | 3-22          | 147.4        |
| Texas St.         | 22         | 40         | 0        | 55.0        | 237         | 1         | 33        | 1-7           | 113.0        |
| Troy              | 20         | 35         | 1        | 57.1        | 220         | 0         | 33        | 4-31          | 104.2        |
| <b>Totals</b>     | <b>223</b> | <b>347</b> | <b>3</b> | <b>64.3</b> | <b>2471</b> | <b>14</b> | <b>58</b> | <b>35-264</b> | <b>135.7</b> |

| #15 Jaxon Dailey | Comp     | Att       | Int      | Pct         | Yards     | TD       | Long      | Sacked     | Effic.      |
|------------------|----------|-----------|----------|-------------|-----------|----------|-----------|------------|-------------|
| Louisiana        | 5        | 9         | 0        | 55.6        | 34        | 0        | 18        | 1-4        | 87.3        |
| Troy             | 0        | 1         | 1        | 0.0         | 0         | 0        | 0         | 0-0        | -200.0      |
| <b>Totals</b>    | <b>5</b> | <b>10</b> | <b>1</b> | <b>50.0</b> | <b>34</b> | <b>0</b> | <b>18</b> | <b>1-4</b> | <b>58.6</b> |

| #17 AJ Mayer  | Comp      | Att       | Int      | Pct         | Yards      | TD       | Long      | Sacked     | Effic.       |
|---------------|-----------|-----------|----------|-------------|------------|----------|-----------|------------|--------------|
| Grambling     | 5         | 6         | 0        | 83.3        | 23         | 0        | 8         | 0-0        | 115.5        |
| Ohio St.      | 5         | 8         | 0        | 62.5        | 35         | 0        | 18        | 0-0        | 99.3         |
| ULM           | 0         | 1         | 0        | 0.0         | 0          | 0        | 0         | 0-0        | 0.0          |
| Louisiana     | 8         | 23        | 1        | 34.8        | 155        | 1        | 53        | 2-6        | 97.0         |
| Troy          | 1         | 1         | 0        | 100.0       | 1          | 1        | 1         | 0-0        | 438.4        |
| <b>Totals</b> | <b>19</b> | <b>39</b> | <b>1</b> | <b>48.7</b> | <b>214</b> | <b>2</b> | <b>53</b> | <b>2-6</b> | <b>106.6</b> |

## Rushing/Receiving Game-by-Game

### Rushing

| Player         | No-Yds/TD | GSU      | OSU     | Mem     | ODU      | ULM     | JMU     | USM     | LA     | USA    | UMass   | TXST    | TROY    |
|----------------|-----------|----------|---------|---------|----------|---------|---------|---------|--------|--------|---------|---------|---------|
| Johnnie Lang   | 119-419/3 | 13-124/1 | 12-19/0 | 10-41/0 | 10-35/0  | 18-46/1 | 1-1/0   | 18-47/0 | -      | 9-14/0 | 10-36/1 | 13-36/0 | 5-20/0  |
| Brian Snead    | 81-299/6  | 12-57/1  | DNP     | 13-66/2 | 14-41/1  | 17-74/2 | 15-38/0 | 3-1/0   | DNP    | DNP    | 1-2/0   | 6-20/0  | DNP     |
| James Blackman | 61--120/3 | 2-11/2   | 4--10/0 | 5-13/0  | 15--16/0 | 4--18/0 | 8--15/0 | 5--23/0 | DNP    | 4-43/0 | 3--22/0 | 1--7/0  | 10-10/1 |
| Marcel Murray  | 35-193/1  | 5-13/0   | 7-13/0  | 2-4/0   | DNP      | DNP     | DNP     | DNP     | DNP    | 4-15/0 | 8-123/1 | 3-5/0   | 6-20/0  |
| AJ Mayer       | 32-169/2  | 7-74/1   | 4-12/0  | 1-3/0   | 7-46/1   | 3-2/0   | 1-5/0   | DNP     | 8-30/0 | DNP    | 1-3/0   | DNP     | -       |
| Ja'Quez Cross  | 24-92/0   | 8-28/0   | 2--4/0  | DNP     | 1-6/0    | DNP     | 1-2/0   | 4-27/0  | 6-33/0 | -      | DNP     | DNP     | 2-4/0   |
| Mike Sharpe II | 17-54/1   | 7-32/1   | 2-4/0   | -       | -        | -       | -       | -       | 6-23/0 | 2-5/0  | -       | -       | -       |
| Champ Flemings | 2-20/0    | -        | 2-20/0  | -       | DNP      | -       | -       | -       | -      | -      | -       | -       | -       |
| Jaxon Dailey   | 1--4/0    | DNP      | DNP     | DNP     | DNP      | DNP     | DNP     | -       | 1-4/0  | DNP    | DNP     | DNP     | -       |

### Receiving

| Player             | No-Yds/TD | GSU     | OSU      | Mem     | ODU     | ULM    | JMU    | USM    | LA     | USA    | UMass  | TXST   | TROY   |
|--------------------|-----------|---------|----------|---------|---------|--------|--------|--------|--------|--------|--------|--------|--------|
| Seydou Traore      | 50-655/4  | 1-13/1  | 2-17/0   | 6-120/1 | 7-81/0  | 4-62/0 | 3-73/0 | 5-50/0 | 3-58/1 | 8-47/0 | 2-41/1 | 5-49/0 | 4-44/0 |
| Champ Flemings     | 41-492/1  | 7-122/1 | 10-105/0 | 3-7/0   | DNP     | 2-10/0 | 4-56/0 | 3-52/0 | -      | 3-8/0  | 2-44/0 | 1-33/0 | 6-55/0 |
| Jeff Foreman       | 30-491/4  | 1-5/0   | -        | 1-20/0  | 4-115/1 | 1-9/0  | 3-67/1 | 3-50/2 | 3-55/0 | 6-98/0 | 1-0/0  | 4-45/0 | 3-27/0 |
| Johnnie Lang       | 24-238/3  | 1-23/0  | -        | 6-63/1  | 2-17/0  | 5-51/1 | -      | 1-2/0  | -      | 2-4/0  | 2-27/0 | 4-35/1 | 1-16/0 |
| Te'Vaillance Hunt  | 16-170/3  | DNP     | DNP      | 1-5/0   | DNP     | 6-60/1 | 2-37/1 | 3-27/0 | -      | 1-12/0 | 1-18/1 | 2-11/0 | DNP    |
| Adam Jones         | 16-167/0  | 1-14/0  | 2-31/0   | 2-24/0  | 4-39/0  | 3-27/0 | -      | 2-13/0 | DNP    | 1-5/0  | -      | DNP    | 1-14/0 |
| Emmanuel Stevenson | 13-74/0   | -       | 3-16/0   | 2-8/0   | 1-4/0   | 2-18/0 | 1-4/0  | 2-6/0  | -      | 1-3/0  | -      | -      | 1-15/0 |
| Ja'Quez Cross      | 10-56/0   | 2-6/0   | 1--3/0   | DNP     | -       | DNP    | 1-5/0  | 2-19/0 | 2-8/0  | -      | DNP    | DNP    | 2-21/0 |
| Daverrick Jenkins  | 9-159/0   | 1-3/0   | DNP      | -       | 1-18/0  | DNP    | DNP    | -      | 3-61/0 | -      | -      | 3-56/0 | 1-21/0 |
| Brian Snead        | 9-46/0    | 1-8/0   | DNP      | 3-16/0  | -       | 2-17/0 | 2-5/0  | 1-0/0  | DNP    | DNP    | -      | -      | DNP    |
| Reagan Ealy        | 7-46/0    | -       | 1-13/0   | -       | 3-8/0   | -      | -      | 2-22/0 | 1-3/0  | -      | -      | -      | -      |
| Marcel Murray      | 7-37/0    | -       | 2-6/0    | 1-12/0  | DNP     | DNP    | DNP    | DNP    | DNP    | -      | 2-12/0 | 1-0/0  | 1-7/0  |
| Khyheem Waleed     | 5-34/0    | 3-25/0  | -        | -       | 1-5/0   | DNP    | -      | -      | 1-4/0  | -      | -      | -      | DNP    |
| Reed Tyler         | 4-15/1    | 1-6/0   | DNP      | -       | -       | -      | -      | -      | -      | -      | -      | 2-8/0  | 1-1/1  |
| Jaden Milliner     | 2-26/0    | 1-8/0   | 1-18/0   | DNP     | DNP     | -      | DNP    | DNP    | DNP    | DNP    | DNP    | DNP    | DNP    |
| Omani Walker       | 2-11/0    | -       | 2-11/0   | DNP     | DNP     | DNP    | DNP    | DNP    | DNP    | DNP    | -      | -      | -      |
| Miller McCrumby    | 1-9/0     | -       | 1-9/0    | DNP     | DNP     | -      | -      | -      | DNP    | DNP    | DNP    | DNP    | DNP    |
| Mike Sharpe II     | 1--5/0    | -       | -        | -       | -       | -      | -      | 1--5/0 | -      | -      | -      | -      | -      |

# 2022 INDIVIDUAL STATISTICS



## Returns Game-by-Game

### Punt Returns

| Player         | No-Yds | GSU  | OSU | Mem | ODU  | ULM  | JMU | USM  | LA   | USA  | UMass | TXST | TROY |
|----------------|--------|------|-----|-----|------|------|-----|------|------|------|-------|------|------|
| Johnnie Lang   | 14-87  | 2-19 | -   | -   | 2-17 | 2-11 | 1-9 | 1--1 | -    | 3-25 | -     | 2--1 | 1-8  |
| Reagan Ealy    | 1-15   | -    | -   | -   | -    | -    | -   | -    | -    | -    | -     | -    | 1-15 |
| Champ Flemings | 1--6   | -    | -   | -   | DNP  | -    | -   | -    | 1--6 | -    | -     | -    | -    |

### Kick Returns

| Player         | No-Yds | GSU  | OSU  | Mem  | ODU  | ULM   | JMU  | USM  | LA   | USA  | UMass | TXST | TROY |
|----------------|--------|------|------|------|------|-------|------|------|------|------|-------|------|------|
| Johnnie Lang   | 37-886 | 2-61 | 4-88 | 4-93 | 4-82 | 3-146 | 3-98 | 3-72 | 1--2 | 2-52 | 5-102 | 5-75 | 1-19 |
| Reagan Ealy    | 10-171 | 1-22 | -    | 2-54 | -    | 1-25  | 2-29 | -    | 1-13 | -    | -     | -    | 3-28 |
| Champ Flemings | 3-49   | -    | -    | -    | DNP  | -     | -    | -    | 2-25 | -    | -     | -    | 1-24 |
| Wyatt Begeal   | 1-0    | DNP  | DNP  | DNP  | DNP  | DNP   | DNP  | DNP  | DNP  | 1-0  | DNP   | DNP  | DNP  |

### Interceptions Returns

| Player         | No-Yds | GSU | OSU | Mem | ODU | ULM | JMU | USM  | LA  | USA  | UMass | TXST | TROY |
|----------------|--------|-----|-----|-----|-----|-----|-----|------|-----|------|-------|------|------|
| Eddie Smith    | 2-15   | 1-0 | -   | -   | -   | -   | -   | 1-15 | -   | -    | -     | -    | -    |
| Samy Johnson   | 1-69   | -   | -   | DNP | -   | -   | -   | -    | DNP | DNP  | -     | -    | 1-69 |
| Trevian Thomas | 1-27   | -   | -   | -   | -   | -   | -   | -    | -   | 1-27 | -     | -    | -    |
| Kenneth Harris | 1-4    | -   | -   | -   | -   | -   | -   | 1-4  | -   | -    | -     | -    | -    |
| Jaden Harris   | 1-0    | -   | -   | -   | -   | -   | -   | -    | -   | 1-0  | -     | -    | -    |

### Fumble Returns

| Player         | No-Yds | GSU | OSU | Mem | ODU | ULM | JMU | USM | LA   | USA | UMass | TXST | TROY |
|----------------|--------|-----|-----|-----|-----|-----|-----|-----|------|-----|-------|------|------|
| Dane Motley    | 1-12   | -   | DNP | -   | -   | -   | -   | -   | 1-12 | -   | -     | -    | -    |
| Johnnie Lang   | 1-0    | -   | -   | -   | 1-0 | -   | -   | -   | -    | -   | -     | -    | -    |
| Trevian Thomas | 1-0    | -   | -   | -   | -   | 1-0 | -   | -   | -    | -   | -     | -    | -    |
| Jack Bullard   | 1-0    | -   | 1-0 | -   | -   | -   | -   | -   | -    | -   | -     | -    | -    |
| TW Ayers       | 1-0    | -   | -   | -   | -   | -   | -   | -   | -    | -   | -     | -    | 1-0  |
| Joe Britton    | 1-0    | -   | -   | -   | -   | -   | -   | -   | 1-0  | -   | DNP   | DNP  | -    |

REVIEW



# 2022 INDIVIDUAL STATISTICS

REVIEW

## Sacks Game-by-Game

| Player                | UA-A | Total | GSU   | OSU   | Mem   | ODU  | ULM   | JMU | USM | LA    | USA | UMass | TXST | TROY |
|-----------------------|------|-------|-------|-------|-------|------|-------|-----|-----|-------|-----|-------|------|------|
| Kivon Bennett         | 4-3  | 5.5   | -     | -     | 0.5-4 | DNP  | 0.5-3 | -   | 1-1 | 0.5-2 | -   | 1-6   | -    | 2-6  |
| Dennard Flowers       | 3-0  | 3     | -     | -     | 1-5   | 1-1  | 1-3   | -   | -   | -     | -   | DNP   | -    | DNP  |
| Ethan Hassler         | 2-2  | 3     | -     | -     | -     | 1-10 | 0.5-3 | -   | -   | 0.5-2 | -   | 1-4   | -    | -    |
| Melique Straker       | 2-0  | 2     | -     | -     | -     | -    | DNP   | -   | -   | -     | -   | -     | -    | 2-7  |
| Jaden Harris          | 1-2  | 2     | 0.5-4 | 0.5-1 | -     | -    | -     | -   | -   | -     | -   | -     | -    | 1-5  |
| Thurman Geathers      | 1-1  | 1.5   | 1-15  | 0.5-1 | -     | -    | -     | -   | DNP | -     | DNP | DNP   | -    | -    |
| Jordan Carmouche      | 1-0  | 1     | -     | -     | -     | -    | 1-6   | -   | -   | -     | -   | -     | -    | -    |
| Keyron Crawford       | 1-0  | 1     | 1-6   | DNP   | DNP   | -    | -     | -   | -   | -     | -   | -     | -    | -    |
| Robert McWilliams III | 1-0  | 1     | DNP   | DNP   | DNP   | DNP  | DNP   | DNP | DNP | 1-9   | -   | -     | DNP  | DNP  |
| TW Ayers              | 1-0  | 1     | 1-7   | -     | -     | -    | -     | -   | -   | -     | -   | -     | -    | -    |
| Tim Hardiman          | 1-0  | 1     | -     | -     | -     | DNP  | -     | -   | DNP | -     | -   | -     | -    | 1-3  |
| Taylor Doss           | 0-1  | 0.5   | 0.5-4 | -     | -     | -    | -     | -   | -   | -     | -   | -     | -    | -    |
| Dane Motley           | 0-1  | 0.5   | -     | DNP   | 0.5-4 | -    | -     | -   | -   | -     | -   | -     | -    | -    |

## Tackles For Loss Game-by-Game

| Player                | UA-A | Total | GSU    | OSU   | Mem   | ODU    | ULM   | JMU   | USM   | LA    | USA   | UMass  | TXST  | TROY  |
|-----------------------|------|-------|--------|-------|-------|--------|-------|-------|-------|-------|-------|--------|-------|-------|
| Kivon Bennett         | 6-7  | 9.5   | 0.5-1  | 1.0-1 | 0.5-4 | DNP    | 0.5-3 | -     | 1.5-2 | 0.5-2 | 1.0-0 | 2.0-12 | -     | 2.0-6 |
| Melique Straker       | 6-4  | 8.0   | -      | 1.0-4 | 1.5-4 | 2.5-6  | DNP   | -     | 0.5-1 | -     | -     | 0.5-1  | 2.0-7 | -     |
| John Mincey           | 4-5  | 6.5   | 2.0-21 | -     | 1.5-2 | 0.5-1  | -     | -     | -     | 1.0-1 | 1.5-2 | -      | DNP   | -     |
| Jordan Carmouche      | 5-1  | 5.5   | 2.0-5  | -     | -     | 1.0-2  | 2.0-8 | -     | -     | 0.5-1 | -     | -      | -     | -     |
| Ethan Hassler         | 4-2  | 5.0   | -      | 1.0-2 | -     | 1.0-10 | 0.5-3 | 1.0-1 | -     | 0.5-2 | -     | 1.0-4  | -     | -     |
| TW Ayers              | 3-4  | 5.0   | 1.5-7  | -     | 1.0-2 | -      | -     | 1.0-1 | -     | 0.5-1 | -     | -      | -     | 1.0-1 |
| Kenneth Harris        | 4-1  | 4.5   | -      | 1.0-2 | -     | 0.5-1  | -     | 1.0-2 | -     | -     | -     | 1.0-3  | 1.0-2 | -     |
| Thurman Geathers      | 3-3  | 4.5   | 3.0-23 | 0.5-1 | 0.5-1 | 0.5-1  | -     | -     | DNP   | -     | DNP   | DNP    | -     | -     |
| Jaden Harris          | 3-3  | 4.5   | 0.5-4  | 1.5-5 | 0.5-0 | -      | -     | -     | -     | 1.0-1 | -     | -      | -     | 1.0-5 |
| Dennard Flowers       | 3-1  | 3.5   | -      | -     | 1.0-5 | 1.0-1  | 1.0-3 | -     | -     | -     | 0.5-1 | DNP    | -     | DNP   |
| Keyron Crawford       | 3-0  | 3.0   | 3.0-10 | DNP   | DNP   | -      | -     | -     | -     | -     | -     | -      | -     | -     |
| Charles Willekes      | 1-3  | 2.5   | 0.5-0  | -     | -     | -      | -     | -     | -     | 1.5-2 | -     | 0.5-0  | -     | -     |
| Tim Hardiman          | 1-2  | 2.0   | -      | -     | -     | DNP    | -     | -     | DNP   | -     | 0.5-0 | -      | 1.5-4 | -     |
| Treviance Bronson     | 1-2  | 2.0   | -      | DNP   | DNP   | DNP    | DNP   | DNP   | -     | -     | 0.5-0 | 1.5-3  | -     | -     |
| Trevian Thomas        | 1-2  | 2.0   | -      | -     | -     | -      | -     | -     | 1.0-1 | -     | 0.5-1 | -      | 0.5-1 | -     |
| Justin Parks          | 1-1  | 1.5   | -      | -     | -     | -      | -     | -     | -     | 0.5-0 | 1.0-1 | -      | DNP   | -     |
| Leon Jones            | 1-0  | 1.0   | -      | -     | -     | 1.0-2  | -     | -     | -     | -     | DNP   | DNP    | DNP   | DNP   |
| Robert McWilliams III | 1-0  | 1.0   | DNP    | DNP   | DNP   | DNP    | DNP   | DNP   | DNP   | 1.0-9 | -     | -      | DNP   | DNP   |
| Ashtin Rustemeyer     | 1-0  | 1.0   | -      | DNP   | DNP   | DNP    | DNP   | DNP   | DNP   | DNP   | DNP   | 1.0-3  | -     | DNP   |
| Dane Motley           | 0-2  | 1.0   | -      | DNP   | 0.5-4 | 0.5-0  | -     | -     | -     | -     | -     | -      | -     | -     |
| Cam Jeffery           | 0-1  | 0.5   | 0.5-1  | -     | -     | -      | -     | -     | -     | -     | -     | -      | -     | -     |
| Blayne Toll           | 0-1  | 0.5   | -      | -     | -     | -      | -     | -     | -     | -     | -     | 0.5-2  | -     | -     |
| Charles Shelton       | 0-1  | 0.5   | -      | -     | -     | 0.5-1  | -     | -     | -     | -     | -     | -      | -     | -     |
| Eddie Smith           | 0-1  | 0.5   | -      | -     | -     | -      | -     | -     | -     | -     | 0.5-1 | -      | -     | -     |
| Taylor Doss           | 0-1  | 0.5   | 0.5-4  | -     | -     | -      | -     | -     | -     | -     | -     | -      | -     | -     |



# 2022 INDIVIDUAL STATISTICS



## Team Defense

| ## | Player                | gp        | Tackles    |            |            |               | Sacks         | Pass defense |           |           | Fumbles     |           | blkd     |          |
|----|-----------------------|-----------|------------|------------|------------|---------------|---------------|--------------|-----------|-----------|-------------|-----------|----------|----------|
|    |                       |           | ua         | a          | tot        | tfl/yds       | no-yds        | int-yds      | brup      | qbh       | fr-yds      | ff        | kick     | saf      |
| 10 | Jordan Carmouche      | 12        | 32         | 51         | 83         | 5.5-16        | 1-6           | .            | 1         | 1         | .           | .         | .        |          |
| 21 | Melique Straker       | 11        | 39         | 42         | 81         | 8-23          | 2-7           | .            | 2         | .         | .           | 1         | .        |          |
| 11 | Jaden Harris          | 12        | 39         | 37         | 76         | 4.5-15        | 2-10          | 1-0          | .         | 1         | .           | 1         | .        |          |
| 9  | Trevian Thomas        | 12        | 41         | 30         | 71         | 2-3           | .             | 1-27         | 1         | .         | 1-0         | 1         | .        |          |
| 8  | Eddie Smith           | 12        | 35         | 23         | 58         | 0.5-1         | .             | 2-15         | 6         | .         | .           | .         | .        |          |
| 5  | Kivon Bennett         | 11        | 23         | 27         | 50         | 9.5-31        | 5.5-22        | .            | 2         | 3         | .           | 2         | .        |          |
| 45 | TW Ayers              | 12        | 16         | 22         | 38         | 5-12          | 1-7           | .            | 1         | 2         | 1-0         | 1         | .        |          |
| 4  | Taylon Doss           | 12        | 18         | 19         | 37         | 0.5-4         | 0.5-4         | .            | 3         | .         | .           | .         | .        |          |
| 3  | Kenneth Harris        | 12        | 29         | 7          | 36         | 4.5-10        | .             | 1-4          | 10        | .         | .           | .         | .        |          |
| 29 | Justin Parks          | 11        | 24         | 10         | 34         | 1.5-1         | .             | .            | 4         | .         | .           | .         | .        |          |
| 32 | Ethan Hassler         | 12        | 12         | 14         | 26         | 5-22          | 3-19          | .            | 2         | 2         | .           | .         | .        |          |
| 1  | Samy Johnson          | 9         | 17         | 8          | 25         | .             | .             | 1-69         | 2         | .         | .           | 1         | .        |          |
| 33 | Cam Jeffery           | 12        | 14         | 10         | 24         | 0.5-1         | .             | .            | 1         | .         | .           | .         | .        |          |
| 0  | John Mincey           | 11        | 6          | 14         | 20         | 6.5-27        | .             | .            | .         | 2         | .           | 1         | 1        |          |
| 23 | Dane Motley           | 11        | 6          | 13         | 19         | 1-4           | 0.5-4         | .            | .         | .         | 1-12        | 1         | .        |          |
| 92 | Thurman Geathers      | 9         | 11         | 8          | 19         | 4.5-26        | 1.5-16        | .            | .         | 1         | .           | .         | .        |          |
| 36 | Charles Willekes      | 12        | 3          | 14         | 17         | 2.5-2         | .             | .            | 1         | .         | .           | .         | .        |          |
| 97 | Treviance Bronson     | 7         | 10         | 7          | 17         | 2-3           | .             | .            | .         | .         | .           | .         | .        |          |
| 2  | Leon Jones            | 8         | 5          | 9          | 14         | 1-2           | .             | .            | 6         | .         | .           | .         | .        |          |
| 25 | Keyron Crawford       | 10        | 6          | 8          | 14         | 3-10          | 1-6           | .            | 1         | .         | .           | .         | .        |          |
| 90 | Tim Hardiman          | 10        | 6          | 6          | 12         | 2-4           | 1-3           | .            | .         | .         | .           | .         | .        |          |
| 18 | Dennard Flowers       | 10        | 6          | 4          | 10         | 3.5-10        | 3-9           | .            | .         | 1         | .           | .         | .        |          |
| 17 | Blayne Toll           | 12        | 1          | 6          | 7          | 0.5-2         | .             | .            | .         | 1         | .           | .         | .        |          |
| 7  | Terion Sugick         | 9         | 3          | 4          | 7          | .             | .             | .            | .         | .         | .           | .         | .        |          |
| 51 | Joe Britton           | 10        | 4          | 2          | 6          | .             | .             | .            | .         | .         | 1-0         | 1         | .        |          |
| 27 | KaRon Coleman         | 5         | 4          | 2          | 6          | .             | .             | .            | 2         | .         | .           | .         | .        |          |
| 14 | James Reed III        | 10        | 4          | 2          | 6          | .             | .             | .            | .         | .         | .           | .         | .        |          |
| 46 | Charles Shelton       | 12        | 3          | 1          | 4          | 0.5-1         | .             | .            | .         | .         | .           | .         | .        |          |
| 91 | Ashtin Rustemeyer     | 3         | 2          | 1          | 3          | 1-3           | .             | .            | .         | .         | .           | .         | .        |          |
| 37 | Robert McWilliams III | 3         | 1          | 2          | 3          | 1-9           | 1-9           | .            | .         | 1         | .           | 1         | .        |          |
| 38 | Erik Wilson           | 8         | .          | 2          | 2          | .             | .             | .            | .         | .         | .           | .         | .        |          |
| 38 | Jack Bullard          | 12        | 1          | 1          | 2          | .             | .             | .            | .         | .         | 1-0         | .         | .        |          |
| 15 | Drew Rawls            | 3         | 1          | 1          | 2          | .             | .             | .            | .         | .         | .           | .         | .        |          |
| 6  | Ahmad Robinson        | 4         | .          | 2          | 2          | .             | .             | .            | .         | .         | .           | .         | .        |          |
| 26 | Tristan Shorter       | 1         | 1          | .          | 1          | .             | .             | .            | .         | .         | .           | .         | .        |          |
| 20 | Mike Sharpe II        | 12        | .          | 1          | 1          | .             | .             | .            | .         | .         | .           | .         | .        |          |
| 12 | Websley Etienne       | 4         | .          | 1          | 1          | .             | .             | .            | .         | .         | .           | .         | .        |          |
| 44 | Israel Whitmore       | 6         | 1          | .          | 1          | .             | .             | .            | .         | .         | .           | .         | .        |          |
| 22 | Sam Graham            | 3         | .          | 1          | 1          | .             | .             | .            | .         | .         | .           | .         | .        |          |
| 18 | Seydou Traore         | 12        | 1          | .          | 1          | .             | .             | .            | .         | .         | .           | .         | .        |          |
| 2  | Johnnie Lang          | 12        | .          | .          | .          | .             | .             | .            | .         | .         | 1-0         | .         | .        |          |
|    | <b>Totals</b>         | <b>12</b> | <b>425</b> | <b>412</b> | <b>837</b> | <b>76-242</b> | <b>23-122</b> | <b>6-115</b> | <b>44</b> | <b>16</b> | <b>6-12</b> | <b>11</b> | <b>0</b> | <b>3</b> |
|    | Opponents             | 12        | 462        | 320        | 782        | 107-433       | 38-274        | 5-94         | 39        | 31        | 4-0         | 7         | 2        | 1        |

REVIEW



# 2022 INDIVIDUAL STATISTICS

REVIEW

## Total Tackles

| Player                | S-A   | Total | GSU | OSU | Mem  | ODU | ULM | JMU | USM | LA  | USA | UMass | TXST | TROY |
|-----------------------|-------|-------|-----|-----|------|-----|-----|-----|-----|-----|-----|-------|------|------|
| Jordan Carmouche      | 32-51 | 83    | 3-1 | 1-0 | 2-11 | 1-9 | 6-0 | 4-3 | 2-5 | 2-4 | 1-6 | 2-5   | 5-2  | 3-5  |
| Melique Straker       | 39-42 | 81    | 3-0 | 1-4 | 6-6  | 3-6 | DNP | 1-0 | 2-2 | 2-3 | 2-4 | 3-9   | 12-2 | 4-6  |
| Jaden Harris          | 39-37 | 76    | 4-1 | 1-2 | 2-4  | 1-1 | 1-0 | 6-2 | 2-5 | 4-5 | 3-7 | 8-6   | 3-2  | 4-2  |
| Trevian Thomas        | 41-30 | 71    | 4-0 | 3-2 | 1-6  | 3-3 | 3-0 | 2-0 | 6-0 | 6-7 | 3-6 | 3-2   | 6-3  | 1-1  |
| Eddie Smith           | 35-23 | 58    | 1-1 | 4-2 | 2-1  | 0-5 | 6-0 | 6-1 | 0-1 | 5-3 | 2-3 | 2-1   | 3-3  | 4-2  |
| Kivon Bennett         | 23-27 | 50    | 1-1 | 3-1 | 3-2  | DNP | 2-1 | 2-0 | 1-7 | 2-5 | 1-4 | 3-2   | 0-1  | 5-3  |
| TW Ayers              | 16-22 | 38    | 3-1 | -   | 2-3  | 1-0 | 1-0 | 4-0 | 0-1 | 0-6 | 0-2 | 1-5   | 2-1  | 2-3  |
| Taylor Doss           | 18-19 | 37    | 0-1 | 1-5 | 1-2  | 0-1 | 1-1 | 4-0 | 3-1 | 1-0 | -   | 0-3   | 4-1  | 3-4  |
| Kenneth Harris        | 29-7  | 36    | 1-0 | 5-0 | 3-0  | 3-1 | 1-0 | 3-0 | -   | 3-0 | 3-1 | 5-2   | 1-0  | 1-3  |
| Justin Parks          | 24-10 | 34    | -   | 2-1 | 2-0  | 0-1 | 2-0 | 4-0 | 1-0 | 1-3 | 4-1 | 5-1   | DNP  | 3-3  |
| Ethan Hassler         | 12-14 | 26    | -   | 1-0 | 0-1  | 1-0 | 2-1 | 2-0 | -   | 0-2 | 1-3 | 4-2   | -    | 1-5  |
| Samy Johnson          | 17-8  | 25    | 1-0 | -   | DNP  | 2-1 | 2-0 | 4-0 | -   | DNP | DNP | 3-4   | 5-1  | 0-2  |
| Cam Jeffery           | 14-10 | 24    | 0-1 | -   | -    | 0-1 | 5-0 | 6-3 | 2-5 | -   | 1-0 | -     | -    | -    |
| John Mincey           | 6-14  | 20    | 2-0 | -   | 1-1  | 0-2 | -   | -   | 2-2 | 0-2 | 1-3 | 0-2   | DNP  | 0-2  |
| Thurman Geathers      | 11-8  | 19    | 3-0 | 1-2 | 2-2  | 0-3 | 3-0 | 1-1 | DNP | -   | DNP | DNP   | 1-0  | -    |
| Dane Motley           | 6-13  | 19    | -   | DNP | 0-3  | 1-2 | 2-0 | 1-1 | 2-4 | -   | 0-2 | -     | -    | 0-1  |
| Trevian Bronson       | 10-7  | 17    | -   | DNP | DNP  | DNP | DNP | DNP | 0-1 | 1-0 | 4-2 | 2-2   | 1-0  | 2-2  |
| Charles Willekes      | 3-14  | 17    | 0-1 | 0-3 | -    | -   | 0-1 | -   | -   | 2-3 | 0-1 | 0-1   | 1-1  | 0-3  |
| Keyron Crawford       | 6-8   | 14    | 5-0 | DNP | DNP  | 0-1 | 1-0 | -   | -   | 0-7 | -   | -     | -    | -    |
| Leon Jones            | 5-9   | 14    | 1-0 | 2-1 | 0-3  | 1-1 | -   | -   | 1-3 | 0-1 | DNP | DNP   | DNP  | DNP  |
| Tim Hardiman          | 6-6   | 12    | 1-0 | 0-1 | 1-0  | DNP | -   | -   | DNP | 1-0 | 1-2 | 0-1   | 2-2  | -    |
| Dennard Flowers       | 6-4   | 10    | 1-0 | -   | 1-0  | 1-1 | 1-0 | 2-1 | 0-1 | -   | 0-1 | DNP   | -    | DNP  |
| Terion Sugick         | 3-4   | 7     | -   | -   | 0-1  | -   | 2-0 | 0-2 | 1-0 | -   | 0-1 | DNP   | DNP  | DNP  |
| Blayne Toll           | 1-6   | 7     | -   | -   | 0-2  | 0-1 | -   | -   | -   | -   | 1-0 | 0-3   | -    | -    |
| KaRon Coleman         | 4-2   | 6     | DNP | DNP | DNP  | DNP | DNP | DNP | -   | -   | 2-2 | DNP   | 1-0  | 1-0  |
| James Reed III        | 4-2   | 6     | 2-0 | -   | -    | -   | -   | DNP | DNP | 1-0 | -   | -     | 1-1  | 0-1  |
| Joe Britton           | 4-2   | 6     | -   | -   | -    | -   | -   | -   | -   | 3-2 | 1-0 | DNP   | DNP  | -    |
| Charles Shelton       | 3-1   | 4     | 1-0 | -   | -    | 0-1 | -   | -   | -   | 1-0 | -   | -     | -    | 1-0  |
| Ashtin Rustemeyer     | 2-1   | 3     | -   | DNP | DNP  | DNP | DNP | DNP | DNP | DNP | DNP | 1-1   | 1-0  | DNP  |
| Robert McWilliams III | 1-2   | 3     | DNP | DNP | DNP  | DNP | DNP | DNP | DNP | 1-1 | 0-1 | -     | DNP  | DNP  |
| Drew Rawls            | 1-1   | 2     | DNP | DNP | DNP  | DNP | 1-0 | DNP | 0-1 | -   | DNP | DNP   | DNP  | DNP  |
| Jack Bullard          | 1-1   | 2     | -   | -   | -    | -   | -   | -   | 0-1 | -   | -   | -     | 1-0  | -    |
| Erik Wilson           | 0-2   | 2     | DNP | DNP | -    | 0-2 | -   | -   | -   | -   | DNP | -     | -    | DNP  |
| Ahmad Robinson        | 0-2   | 2     | -   | DNP | DNP  | -   | DNP | DNP | DNP | 0-2 | -   | DNP   | DNP  | DNP  |
| Israel Whitmore       | 1-0   | 1     | DNP | DNP | DNP  | DNP | DNP | 1-0 | -   | -   | -   | -     | -    | DNP  |
| Tristan Shorter       | 1-0   | 1     | DNP | DNP | DNP  | 1-0 | DNP | DNP | DNP | DNP | DNP | DNP   | DNP  | DNP  |
| Seydou Traore         | 1-0   | 1     | -   | -   | -    | -   | -   | -   | -   | -   | -   | -     | -    | 1-0  |
| Mike Sharpe II        | 0-1   | 1     | -   | -   | -    | 0-1 | -   | -   | -   | -   | -   | -     | -    | -    |
| Webasley Etienne      | 0-1   | 1     | DNP | DNP | DNP  | DNP | -   | DNP | DNP | DNP | 0-1 | DNP   | -    | -    |
| Sam Graham            | 0-1   | 1     | DNP | DNP | DNP  | DNP | DNP | DNP | DNP | DNP | 0-1 | -     | DNP  | -    |

# 2022 INDIVIDUAL STATISTICS



## Fumbles

| Player         | No-Lost | GSU | OSU | Mem | ODU | ULM | JMU | USM | LA  | USA | UMass | TXST | TROY |
|----------------|---------|-----|-----|-----|-----|-----|-----|-----|-----|-----|-------|------|------|
| James Blackman | 6-1     | -   | -   | -   | 1-0 | 1-0 | 1-0 | -   | DNP | 2-1 | -     | 1-0  | -    |
| Johnnie Lang   | 2-0     | -   | -   | 1-0 | 1-0 | -   | -   | -   | -   | -   | -     | -    | -    |
| Reagan Ealy    | 1-0     | -   | -   | -   | 1-0 | -   | -   | -   | -   | -   | -     | -    | -    |

## Fumbles Forced

| Player                | Number | GSU | OSU | Mem | ODU | ULM | JMU | USM | LA  | USA | UMass | TXST | TROY |
|-----------------------|--------|-----|-----|-----|-----|-----|-----|-----|-----|-----|-------|------|------|
| Kivon Bennett         | 2      | -   | -   | -   | DNP | -   | -   | -   | -   | -   | -     | -    | 2    |
| John Mincey           | 1      | 1   | -   | -   | -   | -   | -   | -   | -   | -   | -     | DNP  | -    |
| Samy Johnson          | 1      | -   | -   | DNP | -   | 1   | -   | -   | DNP | DNP | -     | -    | -    |
| Trevian Thomas        | 1      | -   | -   | -   | -   | -   | -   | -   | 1   | -   | -     | -    | -    |
| Jaden Harris          | 1      | -   | -   | -   | -   | -   | -   | -   | -   | -   | -     | -    | 1    |
| Melique Straker       | 1      | -   | -   | 1   | -   | DNP | -   | -   | -   | -   | -     | -    | -    |
| Dane Motley           | 1      | -   | DNP | -   | -   | 1   | -   | -   | -   | -   | -     | -    | -    |
| Robert McWilliams III | 1      | DNP | DNP | DNP | DNP | DNP | DNP | DNP | 1   | -   | -     | DNP  | DNP  |
| TW Ayers              | 1      | 1   | -   | -   | -   | -   | -   | -   | -   | -   | -     | -    | -    |
| Joe Britton           | 1      | -   | -   | -   | -   | -   | -   | -   | 1   | -   | DNP   | DNP  | -    |

## Fumbles Recovered

| Player         | Number | GSU | OSU | Mem | ODU | ULM | JMU | USM | LA | USA | UMass | TXST | TROY |
|----------------|--------|-----|-----|-----|-----|-----|-----|-----|----|-----|-------|------|------|
| Johnnie Lang   | 1      | -   | -   | -   | 1   | -   | -   | -   | -  | -   | -     | -    | -    |
| Trevian Thomas | 1      | -   | -   | -   | -   | 1   | -   | -   | -  | -   | -     | -    | -    |
| Dane Motley    | 1      | -   | DNP | -   | -   | -   | -   | -   | 1  | -   | -     | -    | -    |
| Jack Bullard   | 1      | -   | 1   | -   | -   | -   | -   | -   | -  | -   | -     | -    | -    |
| TW Ayers       | 1      | -   | -   | -   | -   | -   | -   | -   | -  | -   | -     | -    | 1    |
| Joe Britton    | 1      | -   | -   | -   | -   | -   | -   | -   | 1  | -   | DNP   | DNP  | -    |

REVIEW



# TEAM GAME HIGHS

REVIEW

## Arkansas St. - Game Highs

|                  |      |                                |
|------------------|------|--------------------------------|
| RUSHES           | 54   | Grambling (09/03/2022)         |
| YARDS RUSHING    | 339  | Grambling (09/03/2022)         |
| YARDS PER RUSH   | 6.3  | Grambling (09/03/2022)         |
| TD RUSHES        | 6    | Grambling (09/03/2022)         |
| PASS ATTEMPTS    | 42   | at Ohio St. (09/10/2022)       |
| PASS COMPLETIONS | 25   | at Southern Miss. (10/15/2022) |
|                  | 25   | ULM (10/01/2022)               |
|                  | 25   | at Memphis (09/17/2022)        |
|                  | 25   | at Ohio St. (09/10/2022)       |
| YARDS PASSING    | 285  | at Old Dominion (09/24/2022)   |
| YARDS PER PASS   | 9.5  | James Madison (10/08/2022)     |
| TD PASSES        | 2    | Massachusetts (11/12/2022)     |
|                  | 2    | at Southern Miss. (10/15/2022) |
|                  | 2    | James Madison (10/08/2022)     |
|                  | 2    | ULM (10/01/2022)               |
|                  | 2    | at Memphis (09/17/2022)        |
|                  | 2    | Grambling (09/03/2022)         |
| TOTAL PLAYS      | 82   | at Old Dominion (09/24/2022)   |
| TOTAL OFFENSE    | 572  | Grambling (09/03/2022)         |
| YARDS PER PLAY   | 7.2  | Grambling (09/03/2022)         |
| POINTS           | 58   | Grambling (09/03/2022)         |
| SACKS BY         | 4    | Grambling (09/03/2022)         |
| FIRST DOWNS      | 34   | Grambling (09/03/2022)         |
| PENALTIES        | 11   | at Southern Miss. (10/15/2022) |
| PENALTY YARDS    | 94   | ULM (10/01/2022)               |
| TURNOVERS        | 2    | at Old Dominion (09/24/2022)   |
|                  | 2    | Troy (11/26/2022)              |
| PUNTS            | 9    | South Alabama (10/29/2022)     |
|                  | 9    | at Louisiana (10/22/2022)      |
| PUNTING AVG      | 53.3 | at Ohio St. (09/10/2022)       |
| LONG PUNT        | 68   | at Ohio St. (09/10/2022)       |
| PUNTS INSIDE 20  | 5    | South Alabama (10/29/2022)     |
| LONG PUNT RETURN | 24   | South Alabama (10/29/2022)     |

## Opponent - Game Highs

|                  |      |                                |
|------------------|------|--------------------------------|
| RUSHES           | 51   | Troy (11/26/2022)              |
|                  | 51   | Massachusetts (11/12/2022)     |
| YARDS RUSHING    | 268  | Troy (11/26/2022)              |
| YARDS PER RUSH   | 6.5  | at Ohio St. (09/10/2022)       |
| TD RUSHES        | 5    | Troy (11/26/2022)              |
| PASS ATTEMPTS    | 43   | Massachusetts (11/12/2022)     |
| PASS COMPLETIONS | 28   | James Madison (10/08/2022)     |
| YARDS PASSING    | 394  | James Madison (10/08/2022)     |
| YARDS PER PASS   | 13.2 | at Ohio St. (09/10/2022)       |
| TD PASSES        | 5    | at Louisiana (10/22/2022)      |
| TOTAL PLAYS      | 94   | Massachusetts (11/12/2022)     |
| TOTAL OFFENSE    | 598  | James Madison (10/08/2022)     |
| YARDS PER PLAY   | 10.0 | at Ohio St. (09/10/2022)       |
| POINTS           | 48   | Troy (11/26/2022)              |
| SACKS BY         | 7    | at Old Dominion (09/24/2022)   |
| FIRST DOWNS      | 33   | James Madison (10/08/2022)     |
| PENALTIES        | 15   | Grambling (09/03/2022)         |
| PENALTY YARDS    | 132  | Grambling (09/03/2022)         |
| TURNOVERS        | 2    | Troy (11/26/2022)              |
|                  | 2    | Massachusetts (11/12/2022)     |
|                  | 2    | at Louisiana (10/22/2022)      |
|                  | 2    | at Southern Miss. (10/15/2022) |
| PUNTS            | 8    | at Texas St. (11/19/2022)      |
|                  | 8    | South Alabama (10/29/2022)     |
|                  | 8    | Grambling (09/03/2022)         |
| PUNTING AVG      | 57.0 | at Memphis (09/17/2022)        |
| LONG PUNT        | 64   | at Memphis (09/17/2022)        |
| PUNTS INSIDE 20  | 2    | at Texas St. (11/19/2022)      |
|                  | 2    | Massachusetts (11/12/2022)     |
|                  | 2    | South Alabama (10/29/2022)     |
|                  | 2    | at Louisiana (10/22/2022)      |
|                  | 2    | at Old Dominion (09/24/2022)   |
|                  | 2    | at Ohio St. (09/10/2022)       |
| LONG PUNT RETURN | 30   | at Southern Miss. (10/15/2022) |

# INDIVIDUAL GAME HIGHS



## Arkansas St. - Individual Game Highs

|                            |      |   |
|----------------------------|------|---|
| <b>RUSHES</b>              | 18   | Johnnie Lang at Southern Miss. (10/15/2022)   |
|                            | 18   | Johnnie Lang vs ULM (10/01/2022)              |
| <b>YARDS RUSHING</b>       | 124  | Johnnie Lang vs Grambling (09/03/2022)        |
| <b>TD RUSHES</b>           | 2    | Brian Snead vs ULM (10/01/2022)               |
|                            | 2    | Brian Snead at Memphis (09/17/2022)           |
|                            | 2    | James Blackman vs Grambling (09/03/2022)      |
| <b>LONG RUSH</b>           | 75   | Marcel Murray vs Massachusetts (11/12/2022)   |
| <b>PASS ATTEMPTS</b>       | 40   | James Blackman at Texas St. (11/19/2022)      |
| <b>PASS COMPLETIONS</b>    | 25   | James Blackman at Southern Miss. (10/15/2022) |
|                            | 25   | James Blackman vs ULM (10/01/2022)            |
|                            | 25   | James Blackman at Memphis (09/17/2022)        |
| <b>YARDS PASSING</b>       | 285  | James Blackman at Old Dominion (09/24/2022)   |
| <b>TD PASSES</b>           | 2    | James Blackman vs Massachusetts (11/12/2022)  |
|                            | 2    | James Blackman at Southern Miss. (10/15/2022) |
|                            | 2    | James Blackman vs James Madison (10/08/2022)  |
|                            | 2    | James Blackman vs ULM (10/01/2022)            |
|                            | 2    | James Blackman at Memphis (09/17/2022)        |
|                            | 2    | James Blackman vs Grambling (09/03/2022)      |
| <b>LONG PASS</b>           | 58   | James Blackman at Ohio St. (09/10/2022)       |
| <b>RECEPTIONS</b>          | 10   | Champ Flemings at Ohio St. (09/10/2022)       |
| <b>YARDS RECEIVING</b>     | 122  | Champ Flemings vs Grambling (09/03/2022)      |
| <b>TD RECEPTIONS</b>       | 2    | Jeff Foreman at Southern Miss. (10/15/2022)   |
| <b>LONG RECEPTION</b>      | 58   | Champ Flemings at Ohio St. (09/10/2022)       |
| <b>PUNTS</b>               | 6    | Ryan Hanson at Texas St. (11/19/2022)         |
|                            | 6    | Ryan Hanson vs South Alabama (10/29/2022)     |
|                            | 6    | Ryan Hanson at Louisiana (10/22/2022)         |
|                            | 6    | Ryan Hanson at Old Dominion (09/24/2022)      |
|                            | 6    | Ryan Hanson at Ohio St. (09/10/2022)          |
| <b>PUNTING AVG</b>         | 53.3 | Ryan Hanson at Ohio St. (09/10/2022)          |
| <b>LONG PUNT</b>           | 68   | Ryan Hanson at Ohio St. (09/10/2022)          |
| <b>PUNTS INSIDE 20</b>     | 5    | Ryan Hanson vs South Alabama (10/29/2022)     |
| <b>LONG PUNT RETURN</b>    | 24   | Johnnie Lang vs South Alabama (10/29/2022)    |
| <b>LONG KICKOFF RETURN</b> | 98   | Johnnie Lang vs ULM (10/01/2022)              |
| <b>TACKLES</b>             | 14   | Melique Straker at Texas St. (11/19/2022)     |
|                            | 14   | Jaden Harris vs Massachusetts (11/12/2022)    |
| <b>SACKS</b>               | 2    | Kivon Bennett vs Troy (11/26/2022)            |
|                            | 2    | Melique Straker at Texas St. (11/19/2022)     |
| <b>TACKLES FOR LOSS</b>    | 3    | Thurman Geathers vs Grambling (09/03/2022)    |
|                            | 3    | Keyron Crawford vs Grambling (09/03/2022)     |

## Opponent - Individual Game Highs

|                            |      |   |
|----------------------------|------|---|
| <b>RUSHES</b>              | 33   | Kimani Vidal vs Troy (11/26/2022)             |
| <b>YARDS RUSHING</b>       | 208  | Kimani Vidal vs Troy (11/26/2022)             |
| <b>TD RUSHES</b>           | 4    | Kimani Vidal vs Troy (11/26/2022)             |
| <b>LONG RUSH</b>           | 69   | La'Damian Webb vs South Alabama (10/29/2022)  |
| <b>PASS ATTEMPTS</b>       | 37   | Todd Centeio vs James Madison (10/08/2022)    |
| <b>PASS COMPLETIONS</b>    | 28   | Todd Centeio vs James Madison (10/08/2022)    |
| <b>YARDS PASSING</b>       | 394  | Todd Centeio vs James Madison (10/08/2022)    |
| <b>TD PASSES</b>           | 5    | Ben Woolldridge at Louisiana (10/22/2022)     |
| <b>LONG PASS</b>           | 77   | Hayden Wolff at Old Dominion (09/24/2022)     |
| <b>RECEPTIONS</b>          | 9    | Kris Thornton vs James Madison (10/08/2022)   |
| <b>YARDS RECEIVING</b>     | 184  | Marvin Harrison Jr. at Ohio St. (09/10/2022)  |
| <b>TD RECEPTIONS</b>       | 3    | Marvin Harrison Jr. at Ohio St. (09/10/2022)  |
| <b>LONG RECEPTION</b>      | 77   | Ali Jennings at Old Dominion (09/24/2022)     |
| <b>FIELD GOALS</b>         | 3    | Seth Keller at Texas St. (11/19/2022)         |
| <b>LONG FIELD GOALS</b>    | 49   | Seth Keller at Texas St. (11/19/2022)         |
| <b>PUNTS</b>               | 8    | Seamus O'Kelly at Texas St. (11/19/2022)      |
|                            | 8    | Jack Brooks vs South Alabama (10/29/2022)     |
|                            | 8    | Jimmy Iles vs Grambling (09/03/2022)          |
| <b>PUNTING AVG</b>         | 57.0 | Joe Doyle at Memphis (09/17/2022)             |
| <b>LONG PUNT</b>           | 64   | Joe Doyle at Memphis (09/17/2022)             |
| <b>PUNTS INSIDE 20</b>     | 2    | Seamus O'Kelly at Texas St. (11/19/2022)      |
|                            | 2    | CJ Kolodziej vs Massachusetts (11/12/2022)    |
|                            | 2    | Jack Brooks vs South Alabama (10/29/2022)     |
|                            | 2    | Rhys Byrns at Louisiana (10/22/2022)          |
|                            | 2    | Ethan Duane at Old Dominion (09/24/2022)      |
|                            | 2    | Jesse Mirco at Ohio St. (09/10/2022)          |
| <b>LONG PUNT RETURN</b>    | 30   | Natrone Brooks at Southern Miss. (10/15/2022) |
| <b>LONG KICKOFF RETURN</b> | 53   | Maurice Washington vs Grambling (09/03/2022)  |
| <b>TACKLES</b>             | 21   | Jason Henderson at Old Dominion (09/24/2022)  |
| <b>SACKS</b>               | 2    | Isaac Ukwu vs James Madison (10/08/2022)      |
| <b>TACKLES FOR LOSS</b>    | 4.5  | Lewis Matthews vs Grambling (09/03/2022)      |
| <b>INTERCEPTIONS</b>       | 2    | Reddy Steward vs Troy (11/26/2022)            |

REVIEW





# RED ZONE RESULTS

REVIEW

## Arkansas St. Inside Opponent Red-Zone

| Date                           | Opponent          | Score   | Times     | Times     | Total      | Rush      |           | Pass     | FGs       | Failed to score inside RZ |          |          |          |          |          |
|--------------------------------|-------------------|---------|-----------|-----------|------------|-----------|-----------|----------|-----------|---------------------------|----------|----------|----------|----------|----------|
|                                |                   |         | In RZ     | Scored    | Pts        | TDs       | TDs       | TDs Made | FGA       | Down                      | Int      | Fumb     | Half     | Game     |          |
| 09/03/2022                     | Grambling         | W 58-3  | 9         | 7         | 49         | 7         | 6         | 1        | 0         | 0                         | 2        | 0        | 0        | 0        | 0        |
| 09/10/2022                     | at Ohio St.       | L 12-45 | 4         | 3         | 9          | 0         | 0         | 0        | 3         | 3                         | 0        | 0        | 0        | 0        | 1        |
| 09/17/2022                     | at Memphis        | L 32-44 | 2         | 2         | 15         | 2         | 2         | 0        | 0         | 0                         | 0        | 0        | 0        | 0        | 0        |
| 09/24/2022                     | at Old Dominion   | L 26-29 | 1         | 1         | 7          | 1         | 1         | 0        | 0         | 0                         | 0        | 0        | 0        | 0        | 0        |
| 10/01/2022                     | ULM               | W 45-28 | 5         | 5         | 35         | 5         | 3         | 2        | 0         | 0                         | 0        | 0        | 0        | 0        | 0        |
| 10/08/2022                     | James Madison     | L 20-42 | 4         | 4         | 20         | 2         | 0         | 2        | 2         | 2                         | 0        | 0        | 0        | 0        | 0        |
| 10/15/2022                     | at Southern Miss. | L 19-20 | 2         | 2         | 10         | 1         | 0         | 1        | 1         | 1                         | 0        | 0        | 0        | 0        | 0        |
| 10/22/2022                     | at Louisiana      | L 18-38 | 1         | 1         | 3          | 0         | 0         | 0        | 1         | 1                         | 0        | 0        | 0        | 0        | 0        |
| 10/29/2022                     | South Alabama     | L 3-31  | 1         | 1         | 3          | 0         | 0         | 0        | 1         | 1                         | 0        | 0        | 0        | 0        | 0        |
| 11/12/2022                     | Massachusetts     | W 35-33 | 3         | 3         | 21         | 3         | 1         | 2        | 0         | 0                         | 0        | 0        | 0        | 0        | 0        |
| 11/19/2022                     | at Texas St.      | L 13-16 | 1         | 1         | 3          | 0         | 0         | 0        | 1         | 1                         | 0        | 0        | 0        | 0        | 0        |
| 11/26/2022                     | Troy              | L 19-48 | 3         | 3         | 12         | 1         | 0         | 1        | 2         | 2                         | 0        | 0        | 0        | 0        | 0        |
| <b>Totals 33 of 36 (91.7%)</b> |                   |         | <b>36</b> | <b>33</b> | <b>187</b> | <b>22</b> | <b>13</b> | <b>9</b> | <b>11</b> | <b>11</b>                 | <b>2</b> | <b>0</b> | <b>0</b> | <b>0</b> | <b>1</b> |

## Opponents Inside Arkansas St. Red-Zone

| Date                           | Opponent       | Score   | Times     | Times     | Total      | Rush      |           | Pass      | FGs      | Failed to score inside RZ |          |          |          |          |          |
|--------------------------------|----------------|---------|-----------|-----------|------------|-----------|-----------|-----------|----------|---------------------------|----------|----------|----------|----------|----------|
|                                |                |         | In RZ     | Scored    | Pts        | TDs       | TDs       | TDs Made  | FGA      | Down                      | Int      | Fumb     | Half     | Game     |          |
| 09/03/2022                     | Grambling      | W 58-3  | 1         | 1         | 3          | 0         | 0         | 0         | 1        | 1                         | 0        | 0        | 0        | 0        | 0        |
| 09/10/2022                     | Ohio St.       | L 12-45 | 2         | 2         | 10         | 1         | 1         | 0         | 1        | 1                         | 0        | 0        | 0        | 0        | 0        |
| 09/17/2022                     | Memphis        | L 32-44 | 4         | 4         | 28         | 4         | 2         | 2         | 0        | 0                         | 0        | 0        | 0        | 0        | 0        |
| 09/24/2022                     | Old Dominion   | L 26-29 | 2         | 2         | 15         | 2         | 1         | 1         | 0        | 0                         | 0        | 0        | 0        | 0        | 0        |
| 10/01/2022                     | ULM            | W 45-28 | 2         | 2         | 14         | 2         | 1         | 1         | 0        | 0                         | 0        | 0        | 0        | 0        | 0        |
| 10/08/2022                     | James Madison  | L 20-42 | 6         | 4         | 28         | 4         | 1         | 3         | 0        | 1                         | 0        | 0        | 0        | 0        | 1        |
| 10/15/2022                     | Southern Miss. | L 19-20 | 1         | 1         | 6          | 1         | 1         | 0         | 0        | 0                         | 0        | 0        | 0        | 0        | 0        |
| 10/22/2022                     | Louisiana      | L 18-38 | 2         | 2         | 14         | 2         | 0         | 2         | 0        | 0                         | 0        | 0        | 0        | 0        | 0        |
| 10/29/2022                     | South Alabama  | L 3-31  | 3         | 3         | 22         | 3         | 3         | 0         | 0        | 0                         | 0        | 0        | 0        | 0        | 0        |
| 11/12/2022                     | Massachusetts  | W 35-33 | 6         | 5         | 27         | 3         | 2         | 1         | 2        | 2                         | 0        | 1        | 0        | 0        | 0        |
| 11/19/2022                     | Texas St.      | L 13-16 | 3         | 3         | 13         | 1         | 1         | 0         | 2        | 2                         | 0        | 0        | 0        | 0        | 0        |
| 11/26/2022                     | Troy           | L 19-48 | 4         | 4         | 27         | 4         | 4         | 0         | 0        | 0                         | 0        | 0        | 0        | 0        | 0        |
| <b>Totals 33 of 36 (91.7%)</b> |                |         | <b>36</b> | <b>33</b> | <b>207</b> | <b>27</b> | <b>17</b> | <b>10</b> | <b>6</b> | <b>7</b>                  | <b>0</b> | <b>1</b> | <b>0</b> | <b>0</b> | <b>1</b> |

# BY QUARTER STATISTICS



## 3rd-Down Conversions

| Date                | Opponent          | Score   | Overall            | 1st Qtr           | 2nd Qtr           | 3rd Qtr           | 4th Qtr           | Overtime       |
|---------------------|-------------------|---------|--------------------|-------------------|-------------------|-------------------|-------------------|----------------|
| 09/03/2022          | Grambling         | W 58-3  | 6-12 50.0          | 1-3 33.3          | 1-3 33.3          | 2-2 100.0         | 2-4 50.0          | 0-0 0.0        |
| 09/10/2022          | at Ohio St.       | L 12-45 | 5-20 25.0          | 0-4 0.0           | 1-5 20.0          | 1-4 25.0          | 3-7 42.9          | 0-0 0.0        |
| 09/17/2022          | at Memphis        | L 32-44 | 7-14 50.0          | 3-4 75.0          | 2-3 66.7          | 0-3 0.0           | 2-4 50.0          | 0-0 0.0        |
| 09/24/2022          | at Old Dominion   | L 26-29 | 4-16 25.0          | 0-4 0.0           | 1-4 25.0          | 1-4 25.0          | 2-4 50.0          | 0-0 0.0        |
| 10/01/2022          | ULM               | W 45-28 | 9-17 52.9          | 1-6 16.7          | 6-7 85.7          | 1-1 100.0         | 1-3 33.3          | 0-0 0.0        |
| 10/08/2022          | James Madison     | L 20-42 | 4-13 30.8          | 1-3 33.3          | 0-4 0.0           | 2-3 66.7          | 1-3 33.3          | 0-0 0.0        |
| 10/15/2022          | at Southern Miss. | L 19-20 | 6-14 42.9          | 1-3 33.3          | 1-3 33.3          | 2-3 66.7          | 2-5 40.0          | 0-0 0.0        |
| 10/22/2022          | at Louisiana      | L 18-38 | 0-11 0.0           | 0-4 0.0           | 0-3 0.0           | 0-2 0.0           | 0-2 0.0           | 0-0 0.0        |
| 10/29/2022          | South Alabama     | L 3-31  | 2-14 14.3          | 1-5 20.0          | 0-3 0.0           | 1-4 25.0          | 0-2 0.0           | 0-0 0.0        |
| 11/12/2022          | Massachusetts     | W 35-33 | 0-8 0.0            | 0-1 0.0           | 0-4 0.0           | 0-1 0.0           | 0-2 0.0           | 0-0 0.0        |
| 11/19/2022          | at Texas St.      | L 13-16 | 3-15 20.0          | 0-3 0.0           | 3-5 60.0          | 0-4 0.0           | 0-3 0.0           | 0-0 0.0        |
| 11/26/2022          | Troy              | L 19-48 | 3-13 23.1          | 1-3 33.3          | 1-5 20.0          | 1-3 33.3          | 0-2 0.0           | 0-0 0.0        |
| <b>Arkansas St.</b> |                   |         | <b>49-167 29.3</b> | <b>9-43 20.9</b>  | <b>16-49 32.7</b> | <b>11-34 32.4</b> | <b>13-41 31.7</b> | <b>0-0 0.0</b> |
| <b>Opponents</b>    |                   |         | <b>63-173 36.4</b> | <b>19-46 41.3</b> | <b>11-41 26.8</b> | <b>17-42 40.5</b> | <b>16-44 36.4</b> | <b>0-0 0.0</b> |

## 4th-Down Conversions

| Date                | Opponent          | Score   | Overall           | 1st Qtr         | 2nd Qtr         | 3rd Qtr         | 4th Qtr          | Overtime       |
|---------------------|-------------------|---------|-------------------|-----------------|-----------------|-----------------|------------------|----------------|
| 09/03/2022          | Grambling         | W 58-3  | 3-5 60.0          | 1-2 50.0        | 1-1 100.0       | 0-0 0.0         | 1-2 50.0         | 0-0 0.0        |
| 09/10/2022          | at Ohio St.       | L 12-45 | 1-3 33.3          | 0-0 0.0         | 1-2 50.0        | 0-1 0.0         | 0-0 0.0          | 0-0 0.0        |
| 09/17/2022          | at Memphis        | L 32-44 | 1-2 50.0          | 0-0 0.0         | 0-0 0.0         | 0-0 0.0         | 1-2 50.0         | 0-0 0.0        |
| 09/24/2022          | at Old Dominion   | L 26-29 | 2-3 66.7          | 0-0 0.0         | 1-1 100.0       | 0-0 0.0         | 1-2 50.0         | 0-0 0.0        |
| 10/01/2022          | ULM               | W 45-28 | 2-2 100.0         | 1-1 100.0       | 0-0 0.0         | 0-0 0.0         | 1-1 100.0        | 0-0 0.0        |
| 10/08/2022          | James Madison     | L 20-42 | 1-1 100.0         | 0-0 0.0         | 1-1 100.0       | 0-0 0.0         | 0-0 0.0          | 0-0 0.0        |
| 10/15/2022          | at Southern Miss. | L 19-20 | 0-1 0.0           | 0-0 0.0         | 0-0 0.0         | 0-0 0.0         | 0-1 0.0          | 0-0 0.0        |
| 10/22/2022          | at Louisiana      | L 18-38 | 0-0 0.0           | 0-0 0.0         | 0-0 0.0         | 0-0 0.0         | 0-0 0.0          | 0-0 0.0        |
| 10/29/2022          | South Alabama     | L 3-31  | 1-2 50.0          | 0-0 0.0         | 0-0 0.0         | 1-2 50.0        | 0-0 0.0          | 0-0 0.0        |
| 11/12/2022          | Massachusetts     | W 35-33 | 1-1 100.0         | 0-0 0.0         | 0-0 0.0         | 1-1 100.0       | 0-0 0.0          | 0-0 0.0        |
| 11/19/2022          | at Texas St.      | L 13-16 | 1-2 50.0          | 0-0 0.0         | 0-0 0.0         | 0-0 0.0         | 1-2 50.0         | 0-0 0.0        |
| 11/26/2022          | Troy              | L 19-48 | 1-2 50.0          | 0-0 0.0         | 1-1 100.0       | 0-0 0.0         | 0-1 0.0          | 0-0 0.0        |
| <b>Arkansas St.</b> |                   |         | <b>14-24 58.3</b> | <b>2-3 66.7</b> | <b>5-6 83.3</b> | <b>2-4 50.0</b> | <b>5-11 45.5</b> | <b>0-0 0.0</b> |
| <b>Opponents</b>    |                   |         | <b>16-25 64.0</b> | <b>1-2 50.0</b> | <b>3-7 42.9</b> | <b>4-6 66.7</b> | <b>8-10 80.0</b> | <b>0-0 0.0</b> |

## Time of Possession

| Date                | Opponent          | Score   | Overall             | 1st Qtr      | 2nd Qtr       | 3rd Qtr      | 4th Qtr      | Overtime     |
|---------------------|-------------------|---------|---------------------|--------------|---------------|--------------|--------------|--------------|
| 09/03/2022          | Grambling         | W 58-3  | 35:54               | 09:23        | 07:31         | 07:46        | 11:14        | 00:00        |
| 09/10/2022          | at Ohio St.       | L 12-45 | 37:44               | 07:10        | 12:10         | 08:52        | 09:32        | 00:00        |
| 09/17/2022          | at Memphis        | L 32-44 | 29:51               | 05:50        | 10:55         | 05:24        | 07:42        | 00:00        |
| 09/24/2022          | at Old Dominion   | L 26-29 | 38:16               | 07:59        | 10:38         | 06:40        | 12:59        | 00:00        |
| 10/01/2022          | ULM               | W 45-28 | 35:08               | 09:59        | 10:29         | 04:35        | 10:05        | 00:00        |
| 10/08/2022          | James Madison     | L 20-42 | 23:15               | 02:37        | 08:20         | 07:06        | 05:12        | 00:00        |
| 10/15/2022          | at Southern Miss. | L 19-20 | 29:40               | 07:30        | 07:36         | 08:35        | 05:59        | 00:00        |
| 10/22/2022          | at Louisiana      | L 18-38 | 22:12               | 05:29        | 06:48         | 05:56        | 03:59        | 00:00        |
| 10/29/2022          | South Alabama     | L 3-31  | 24:01               | 07:35        | 05:30         | 05:18        | 05:38        | 00:00        |
| 11/12/2022          | Massachusetts     | W 35-33 | 18:30               | 03:49        | 07:15         | 04:28        | 02:58        | 00:00        |
| 11/20/2021          | at Georgia St.    | L 20-28 | 30:52               | 05:19        | 08:55         | 08:22        | 08:16        | 00:00        |
| 11/27/2021          | Texas St.         | L 22-24 | 35:09               | 06:39        | 10:12         | 09:03        | 09:15        | 00:00        |
| <b>Arkansas St.</b> |                   |         | <b>Total 346:01</b> | <b>75:30</b> | <b>94:17</b>  | <b>87:16</b> | <b>88:58</b> | <b>00:00</b> |
|                     |                   |         | <b>Avg. 28:50</b>   | <b>06:18</b> | <b>07:51</b>  | <b>07:16</b> | <b>07:25</b> | <b>00:00</b> |
| <b>Opponents</b>    |                   |         | <b>Total 369:22</b> | <b>84:24</b> | <b>102:48</b> | <b>82:33</b> | <b>99:37</b> | <b>00:00</b> |
|                     |                   |         | <b>Avg. 30:47</b>   | <b>07:02</b> | <b>08:34</b>  | <b>06:53</b> | <b>08:18</b> | <b>00:00</b> |

REVIEW



# TEAM GAME-BY-GAME COMPARISON

REVIEW

| Opponent       | Score          | First Downs    |               |                |              | Rushing                  |                            | Passing          |  |                          | Total Offense<br>Plays-Yards | Return<br>Yards | Turn-<br>Overs |
|----------------|----------------|----------------|---------------|----------------|--------------|--------------------------|----------------------------|------------------|--|--------------------------|------------------------------|-----------------|----------------|
|                |                | Total          | Rush          | Pass           | Pen          | Number-Yards             | Comp-Att-Int               | Yards            |  |                          |                              |                 |                |
| Grambling      | 58-3           | 34/9           | 18/4          | 12/2           | 4/3          | 54-339/33-50             | 20-26-0/4-18-1             | 233/152          |  | 80-572/51-102            | 102/104                      | 0/1             |                |
| Ohio St.       | 12-45          | 15/20          | 4/5           | 9/12           | 2/3          | 34-53/26-168             | 25-42-0/19-28-0            | 223/370          |  | 76-276/54-538            | 88/113                       | 0/1             |                |
| Memphis        | 32-44          | 22/25          | 8/10          | 12/14          | 2/1          | 32-95/45-187             | 25-34-0/19-28-0            | 275/360          |  | 66-370/73-547            | 147/148                      | 1/0             |                |
| Old Dominion   | 26-29          | 22/12          | 11/2          | 10/9           | 1/1          | 47-112/26-51             | 23-35-1/19-32-0            | 285/279          |  | 82-397/58-330            | 99/100                       | 2/1             |                |
| ULM            | 45-28          | 22/18          | 6/10          | 14/2           | 2/6          | 44-101/37-152            | 25-33-0/12-20-0            | 254/138          |  | 77-355/57-290            | 182/45                       | 0/1             |                |
| James Madison  | 20-42          | 11/33          | 2/15          | 8/18           | 1/0          | 27-20/43-204             | 16-26-0/28-37-0            | 247/394          |  | 53-267/80-598            | 136/79                       | 1/0             |                |
| Southern Miss. | 19-20          | 20/22          | 5/11          | 14/8           | 1/3          | 31-50/37-168             | 25-34-0/17-32-2            | 236/177          |  | 65-286/69-345            | 90/31                        | 0/2             |                |
| Louisiana      | 18-38          | 13/27          | 3/14          | 8/12           | 2/1          | 21-82/50-206             | 13-32-1/21-37-0            | 189/316          |  | 53-271/87-522            | 42/39                        | 1/2             |                |
| South Alabama  | 3-31           | 9/16           | 1/8           | 8/8            | 0/0          | 19-19/47-183             | 22-39-0/17-24-0            | 177/179          |  | 58-158/71-362            | 77/23                        | 1/0             |                |
| Massachusetts  | 35-33          | 11/25          | 4/9           | 6/12           | 1/4          | 24-133/51-168            | 10-18-1/24-43-2            | 142/307          |  | 42-275/94-475            | 129/110                      | 1/2             |                |
| Texas St.      | 13-16          | 14/19          | 2/11          | 11/7           | 1/1          | 23-54/38-144             | 22-40-0/23-37-0            | 237/196          |  | 63-291/75-340            | 74/67                        | 0/0             |                |
| Troy           | 19-48          | 13/23          | 2/15          | 11/6           | 0/2          | 25-38/51-268             | 21-37-2/9-15-1             | 221/144          |  | 62-259/66-412            | 163/160                      | 2/2             |                |
| <b>Totals</b>  | <b>300-377</b> | <b>206/249</b> | <b>66/114</b> | <b>123/110</b> | <b>17/25</b> | <b>381-1058/484-1949</b> | <b>247-396-5/212-351-6</b> | <b>2719/2912</b> |  | <b>777-3777/835-4861</b> | <b>1329/719</b>              | <b>9/12</b>     |                |

| Opponents      | 3rd Down<br>Conversion | 4th Down<br>Conversion | Time of<br>Possession  | TOP<br>Margin | Avg<br>Yds/Rush  | Avg<br>Yds/Pass  | Avg<br>Yds/Play  | Punting<br>Number-Avg    | Penalties<br>Number-Yards  | Sacks          |
|----------------|------------------------|------------------------|------------------------|---------------|------------------|------------------|------------------|--------------------------|----------------------------|----------------|
|                |                        |                        |                        |               |                  |                  |                  |                          |                            |                |
| Ohio St.       | 5-20 / 5-11            | 1-3 / 0-0              | 37:44 / 22:16          | 15:28         | 1.6 / 6.5        | 5.3 / 13.2       | 3.6 / 10.0       | 6-53.3 / 5-43.8          | 6-63.0 / 9-85.0            | 1 / 2          |
| Memphis        | 7-14 / 5-13            | 1-2 / 3-5              | 29:51 / 30:09          | -00:18        | 3.0 / 4.2        | 8.1 / 12.9       | 5.6 / 7.5        | 4-41.8 / 2-57.0          | 7-44.0 / 5-65.0            | 2 / 1          |
| Old Dominion   | 4-16 / 3-14            | 2-3 / 0-1              | 38:16 / 21:44          | 16:32         | 2.4 / 2.0        | 8.1 / 8.7        | 4.8 / 5.7        | 6-40.8 / 6-38.3          | 7-60.0 / 4-28.0            | 2 / 7          |
| ULM            | 9-17 / 3-12            | 2-2 / 1-2              | 35:08 / 24:52          | 10:16         | 2.3 / 4.1        | 7.7 / 6.9        | 4.6 / 5.1        | 4-40.0 / 5-48.6          | 9-94.0 / 10-105.0          | 3 / 3          |
| James Madison  | 4-13 / 6-12            | 1-1 / 1-1              | 23:15 / 36:45          | -13:30        | 0.7 / 4.7        | 9.5 / 10.6       | 5.0 / 7.5        | 5-45.8 / 2-39.5          | 0-0-0 / 5-36.0             | 0 / 6          |
| Southern Miss. | 6-14 / 6-14            | 0-1 / 2-3              | 29:40 / 30:20          | -00:40        | 1.6 / 4.5        | 6.9 / 5.5        | 4.4 / 5.0        | 6-44.3 / 4-40.5          | 11-90.0 / 6-72.0           | 1 / 4          |
| Louisiana      | 0-11 / 10-18           | 0-0 / 1-1              | 22:12 / 37:48          | -15:36        | 3.9 / 4.1        | 5.9 / 8.5        | 5.1 / 6.0        | 9-45.7 / 5-40.8          | 8-83.0 / 8-60.0            | 2 / 3          |
| South Alabama  | 2-14 / 3-15            | 1-2 / 2-4              | 24:01 / 35:59          | -11:58        | -1.0 / 3.9       | 4.5 / 7.5        | 2.7 / 5.1        | 9-36.3 / 8-42.8          | 2-25.0 / 8-35.0            | 0 / 4          |
| Massachusetts  | 0-8 / 10-23            | 1-1 / 1-3              | 18:30 / 41:30          | -23:00        | 5.5 / 3.3        | 7.9 / 7.1        | 6.5 / 5.1        | 7-37.7 / 4-38.5          | 5-62.0 / 4-25.0            | 2 / 3          |
| Texas St.      | 3-15 / 6-17            | 1-2 / 1-1              | 25:59 / 34:01          | -08:02        | 2.3 / 3.8        | 5.9 / 5.3        | 4.6 / 4.5        | 7-44.1 / 8-38.0          | 2-16.0 / 1-15.0            | 3 / 1          |
| Troy           | 3-13 / 4-11            | 1-2 / 3-3              | 27:25 / 32:35          | -05:10        | 1.5 / 5.3        | 6.0 / 9.6        | 4.2 / 6.2        | 6-46.7 / 4-36.3          | 5-46.0 / 3-25.0            | 3 / 4          |
| <b>Totals</b>  | <b>49-167 / 63-173</b> | <b>14-24 / 16-25</b>   | <b>347:55 / 376:32</b> | <b>-28:37</b> | <b>2.8 / 4.0</b> | <b>6.9 / 8.3</b> | <b>4.9 / 5.8</b> | <b>69-43.2 / 61-40.8</b> | <b>69-663.0 / 78-683.0</b> | <b>23 / 38</b> |

Note: Game totals are displayed in the format TEAM/OPPONENT for each category



| Team             | Overall | Pct. | Conference | Pct. | PF  | PA  | Home | Away | Neut. | Streak |
|------------------|---------|------|------------|------|-----|-----|------|------|-------|--------|
| Troy             | 12-2    | .857 | 7-1        | .875 | 358 | 240 | 7-0  | 4-2  | 1-0   | W 11   |
| South Alabama    | 10-3    | .769 | 7-1        | .875 | 406 | 277 | 5-1  | 5-1  | 0-1   | L 1    |
| James Madison    | 8-3     | .727 | 6-2        | .750 | 407 | 230 | 5-1  | 3-2  | 0-0   | W 3    |
| Coastal Carolina | 9-4     | .692 | 6-2        | .750 | 378 | 414 | 6-1  | 3-2  | 0-1   | L 3    |
| Marshall         | 9-4     | .692 | 5-3        | .625 | 318 | 208 | 4-2  | 4-2  | 1-0   | W 5    |
| Southern Miss.   | 7-6     | .538 | 4-4        | .500 | 329 | 306 | 3-3  | 3-3  | 1-0   | W 2    |
| Louisiana        | 6-7     | .462 | 4-4        | .500 | 340 | 297 | 4-2  | 2-4  | 0-1   | L 1    |
| App State        | 6-6     | .500 | 3-5        | .375 | 419 | 321 | 5-2  | 1-4  | 0-0   | L 1    |
| Ga. Southern     | 6-7     | .462 | 3-5        | .375 | 425 | 411 | 4-2  | 2-4  | 0-1   | L 1    |
| Georgia St.      | 4-8     | .333 | 3-5        | .375 | 360 | 374 | 2-4  | 2-4  | 0-0   | L 3    |
| ULM              | 4-8     | .333 | 3-5        | .375 | 268 | 413 | 3-2  | 1-6  | 0-0   | L 2    |
| Texas St.        | 4-8     | .333 | 2-6        | .250 | 253 | 316 | 4-2  | 0-6  | 0-0   | L 1    |
| Old Dominion     | 3-9     | .250 | 2-6        | .250 | 234 | 319 | 2-4  | 1-5  | 0-0   | L 6    |
| Arkansas St.     | 3-9     | .250 | 1-7        | .125 | 300 | 377 | 3-3  | 0-6  | 0-0   | L 2    |

## 2022 ALL-SUN BELT CONFERENCE TEAM

### *First Team Offense*

|    |                  |                   |
|----|------------------|-------------------|
| QB | Grayson McCall   | Coastal Carolina  |
| RB | Khalan Laborn    | Marshall          |
| RB | La'Damian Webb   | South Alabama     |
| OL | Cooper Hodges    | Appalachian State |
| OL | Austin Stidham   | Troy              |
| OL | Willie Lampkin   | Coastal Carolina  |
| OL | Jake Andrews     | Troy              |
| OL | Anderson Hardy   | Appalachian State |
| TE | Seydou Traore    | Arkansas State    |
| WR | Jamari Thrash    | Georgia State     |
| WR | Kris Thornton    | James Madison     |
| WR | Ali Jennings III | Old Dominion      |

### *First Team Defense*

|    |                   |                   |
|----|-------------------|-------------------|
| DL | T.J. Jackson      | Troy              |
| DL | Zi'Yon Hill-Green | Louisiana         |
| DL | Owen Porter       | Marshall          |
| DL | Will Cholah       | Troy              |
| DL | Isaac Ukwu        | James Madison     |
| LB | Carlton Martial   | Troy              |
| LB | Jason Henderson   | Old Dominion      |
| LB | Nick Hampton      | Appalachian State |
| DB | Yam Banks         | South Alabama     |
| DB | Micah Abraham     | Marshall          |
| DB | Reddy Steward     | Troy              |
| DB | Bralen Trahan     | Louisiana         |

### *First Team Special Teams*

|    |                |                |
|----|----------------|----------------|
| K  | Dominic Zvada  | Arkansas State |
| P  | Rhys Byrns     | Louisiana      |
| RS | Eric Garror    | Louisiana      |
| AP | Frank Gore Jr. | Southern Miss  |

### *Second Team Offense*

|    |                |                   |
|----|----------------|-------------------|
| QB | Todd Centeio   | James Madison     |
| RB | Kimani Vidal   | Troy              |
| RB | Frank Gore Jr. | Southern Miss     |
| OL | Khalil Crowder | Georgia Southern  |
| OL | Pat Bartlett   | Georgia State     |
| OL | Nick Saldiveri | Old Dominion      |
| OL | Malik Sumter   | Georgia State     |
| OL | Nick Kidwell   | James Madison     |
| TE | Henry Pearson  | Appalachian State |
| WR | Jalen Wayne    | South Alabama     |
| WR | Tyrone Howell  | ULM               |
| WR | Khaleb Hood    | Georgia Southern  |

### *Second Team Defense*

|    |                      |                   |
|----|----------------------|-------------------|
| DL | Levi Bell            | Texas State       |
| DL | James Carpenter      | James Madison     |
| DL | Richard Jibunor      | Troy              |
| DL | Jamare Edwards       | James Madison     |
| DL | Josaiah Edwards      | Coastal Carolina  |
| LB | Marques Watson-Trent | Georgia Southern  |
| LB | Andre Jones          | Louisiana         |
| LB | Jourdan Quibodeaux   | Louisiana         |
| DB | Steven Jones Jr.     | Appalachian State |
| DB | Quavian White        | Georgia State     |
| DB | Steven Gilmore       | Marshall          |
| DB | Lance Boykin         | Coastal Carolina  |

### *Second Team Special Teams*

|    |                  |                |
|----|------------------|----------------|
| K  | Diego Guajardo   | South Alabama  |
| P  | Devy'n McCormick | ULM            |
| RS | Johnnie Lang Jr. | Arkansas State |
| AP | Johnnie Lang Jr. | Arkansas State |



# 2022 SUN BELT REVIEW

REVIEW

## Third Team Offense

|    |                   |                   |
|----|-------------------|-------------------|
| QB | Kyle Vantrease    | Georgia Southern  |
| RB | Percy Agyei-Obese | James Madison     |
| RB | Jalen White       | Georgia Southern  |
| OL | James Jackson     | South Alabama     |
| OL | Kyle Hergel       | Texas State       |
| OL | Caleb Kelly       | Georgia Southern  |
| OL | Isaiah Helms      | Appalachian State |
| OL | Antwine Loper     | Coastal Carolina  |
| TE | Jacob Jenkins     | Coastal Carolina  |
| WR | Jason Brownlee    | Southern Miss     |
| WR | Sam Pinckney      | Coastal Carolina  |
| WR | Michael Jefferson | Louisiana         |

## Third Team Defense

|    |                   |                  |
|----|-------------------|------------------|
| DL | Kivon Bennett     | Arkansas State   |
| DL | Jerrold Clark     | Coastal Carolina |
| DL | Justin Ellis      | Georgia Southern |
| DL | Javon Solomon     | Troy             |
| LB | Taurus Jones      | James Madison    |
| LB | JT Killen         | Coastal Carolina |
| LB | Santrell Latham   | Southern Miss    |
| DB | Jay Stanley       | Southern Miss    |
| DB | Malik Shorts      | Southern Miss    |
| DB | Darrell Luter Jr. | South Alabama    |
| DB | Antavious Lane    | Georgia State    |
| DB | Derrick Canteen   | Georgia Southern |

## Third Team Special Teams

|    |                  |                   |
|----|------------------|-------------------|
| K  | Briggs Bourgeois | Southern Miss     |
| P  | Mason Hunt       | Southern Miss     |
| RS | Milan Tucker     | Appalachian State |
| AP | La'Damian Webb   | South Alabama     |

## Honorable Mention

|    |                    |                   |
|----|--------------------|-------------------|
| QB | Chase Brice        | Appalachian State |
| RB | Nate Noel          | Appalachian State |
| WR | Kaedin Robinson    | Appalachian State |
| LB | Jalen McLeod       | Appalachian State |
| QB | James Blackman     | Arkansas State    |
| OL | Jordan Rhodes      | Arkansas State    |
| WR | Champ Flemings     | Arkansas State    |
| DL | TW Ayers           | Arkansas State    |
| RB | CJ Beasley         | Coastal Carolina  |
| WR | Tyson Mobley       | Coastal Carolina  |
| DL | Adrian Hope        | Coastal Carolina  |
| LB | Shane Bruce        | Coastal Carolina  |
| WR | Derwin Burgess Jr. | Georgia Southern  |
| WR | Jeremy Singleton   | Georgia Southern  |
| DB | Anthony Wilson     | Georgia Southern  |
| K  | Alex Raynor        | Georgia Southern  |
| QB | Darren Grainger    | Georgia State     |
| RB | Tucker Gregg       | Georgia State     |
| DL | Javon Denis        | Georgia State     |

|    |                   |               |
|----|-------------------|---------------|
| K  | Michael Hayes     | Georgia State |
| TE | Drew Painter      | James Madison |
| LB | Jailin Walker     | James Madison |
| DB | Sam Kidd          | James Madison |
| DB | Jordan Swann      | James Madison |
| RB | Chris Smith       | Louisiana     |
| TE | Neal Johnson      | Louisiana     |
| TE | Johnny Lumpkin    | Louisiana     |
| LB | Kris Moncrief     | Louisiana     |
| DL | Caleb Thomas      | ULM           |
| LB | Quae Drake        | ULM           |
| LB | Zack Woodard      | ULM           |
| K  | Calum Sutherland  | ULM           |
| WR | Corey Gammage     | Marshall      |
| DL | Koby Cumberlander | Marshall      |
| LB | Eli Neal          | Marshall      |
| DB | Andre Sam         | Marshall      |
| RB | Blake Watson      | Old Dominion  |
| DL | Alonzo Ford       | Old Dominion  |
| DB | R'Tarriun Johnson | Old Dominion  |
| P  | Ethan Duane       | Old Dominion  |
| QB | Carter Bradley    | South Alabama |
| WR | Devin Voisin      | South Alabama |
| DL | Wy'Kevious Thomas | South Alabama |
| DB | Jaden Voisin      | South Alabama |
| DL | Jalen Williams    | Southern Miss |
| LB | Daylen Gill       | Southern Miss |
| LB | Averie Habas      | Southern Miss |
| DB | Natrone Brooks    | Southern Miss |
| WR | Ashtyn Hawkins    | Texas State   |
| LB | Jordan Revels     | Texas State   |
| DB | Tory Spears       | Texas State   |
| K  | Seth Keller       | Texas State   |
| RB | Tez Johnson       | Troy          |
| LB | KJ Robertson      | Troy          |
| DB | Dell Pettus       | Troy          |
| DB | Craig Slocum      | Troy          |

## Player of the Year

|    |                |                  |
|----|----------------|------------------|
| QB | Grayson McCall | Coastal Carolina |
|----|----------------|------------------|

## Offensive Player of the Year

|    |              |               |
|----|--------------|---------------|
| QB | Todd Centeio | James Madison |
|----|--------------|---------------|

## Defensive Player of the Year

|    |                 |      |
|----|-----------------|------|
| LB | Carlton Martial | Troy |
|----|-----------------|------|

## Freshman of the Year

|    |             |                  |
|----|-------------|------------------|
| WR | Jared Brown | Coastal Carolina |
|----|-------------|------------------|

## Newcomer of the Year

|    |              |               |
|----|--------------|---------------|
| QB | Todd Centeio | James Madison |
|----|--------------|---------------|

## Coach of the Year

|  |             |      |
|--|-------------|------|
|  | Jon Sumrall | Troy |
|--|-------------|------|





**Offensive Player of the Week**

- Sept. 5 - Chase Brice, App State (RS Sr., QB)
- Sept. 12 - Kyle Vantrease, Georgia Southern (6th Yr., QB)
- Sept. 19 - Christian Horn, App State (So., WR)
- Sept. 26 - Todd Centeio, James Madison (Gr., QB)
- Oct. 3 - Grayson McCall, Coastal Carolina (RS Jr., QB)
- Oct. 10 - Todd Centeio, James Madison (Gr., QB)
- Oct. 17 - Kyle Vantrease, Georgia Southern (6th Yr., QB)
- Oct. 24 - Ben Wooldridge, Louisiana (RS Jr., QB)
- Oct. 31 - La'Damian Webb, South Alabama (Jr., RB)
- Nov. 7 - La'Damian Webb, South Alabama (Jr., RB)
- Nov. 14 - Todd Centeio, James Madison (Gr., QB)
- Nov. 21 - Kimani Vidal, Troy (So., RB)
- Nov. 28 - Todd Centeio, James Madison (Gr., QB)

**Defensive Player of the Week**

- Sept. 5 - Jason Henderson, Old Dominion (So., LB)
- Sept. 12 - Jalen McLeod, App State (So., LB)
- Sept. 19 - Nick Ross, App State (Jr., DB)
- Sept. 26 - Carlton Martial, Troy (Sr., LB)
- Oct. 3 - Carlton Martial, Troy (Sr., LB)
- Oct. 10 - Tory Spears, Texas State (RS Jr., S)
- Oct. 17 - Tre Hawkins, Old Dominion (Sr., DB)
- Oct. 24 - Owen Porter, Marshall (RS Jr., DL)
- Oct. 31 - Shane Bruce, Coastal Carolina (RS So., LB)
- Nov. 7 - Carlton Martial, Troy (Sr., LB)
- Nov. 14 - Carlton Martial, Troy (Sr., LB)
- Nov. 21 - Jaden Voisin, South Alabama (So., DB)
- Nov. 28 - Reddy Steward, Troy (Jr., DB)

**Special Teams Player of the Week**

- Sept. 5 - Eric Garror, Louisiana (Sr., RS)
- Sept. 12 - Matthew McDoom, Coastal Carolina (Fr., RS)
- Sept. 19 - Natrone Brooks, Southern Miss (Sr., RS)
- Sept. 26 - Caullin Lacy, South Alabama (So., RS)
- Oct. 3 - Johnnie Lang Jr., Arkansas State (RS Sr., RS)**
- Oct. 10 - Seth Keller, Texas State (RS Jr., K)
- Oct. 17 - Kenneth Almendares, Louisiana (RS So., K)
- Oct. 24 - Mike Rivers, Troy (Sr., P)
- Oct. 31 - Evan Crenshaw, Coastal Carolina (Fr., P)
- Nov. 7 - Rece Verhoff, Marshall (Fr., K)
- Nov. 14 - Kenneth Almendares, Louisiana (RS So., K)
- Nov. 21 - Seth Keller, Texas State (RS Jr., K)
- Nov. 28 - Alex Raynor, Georgia Southern (RS Jr., K)



REVIEW



# ALL OPPONENTS RESULTS

RESULTS

| Opponent                | First | Last | W  | L  | T | Scoring |          |
|-------------------------|-------|------|----|----|---|---------|----------|
|                         | Game  | Game |    |    |   | A-State | Opponent |
| Abilene Christian       | 1953  | 1973 | 9  | 2  | 1 | 302     | 236      |
| Akron                   | 1988  | 1991 | 1  | 1  | 0 | 36      | 40       |
| Alabama                 | 1982  | 2018 | 0  | 3  | 0 | 14      | 126      |
| Alcorn State            | 2012  | 2012 | 1  | 0  | 0 | 56      | 0        |
| Alumni (A-State)        | 1923  | 1931 | 2  | 0  | 1 | 30      | 0        |
| Appalachian State       | 2014  | 2021 | 1  | 4  | 0 | 112     | 192      |
| Arkansas-Monticello     | 1922  | 1947 | 9  | 7  | 2 | 182     | 214      |
| Arkansas-Pine Bluff     | 2013  | 2017 | 2  | 0  | 0 | 110     | 14       |
| Arkansas Tech           | 1919  | 1958 | 3  | 4  | 0 | 149     | 153      |
| Army                    | 2005  | 2006 | 0* | 1  | 0 | 24      | 44       |
| Auburn                  | 2006  | 2016 | 0  | 4  | 0 | 49      | 168      |
| Austin (Tex.) College   | 1954  | 1955 | 1  | 1  | 0 | 60      | 80       |
| Austin Peay             | 1940  | 1996 | 5  | 2  | 0 | 100     | 75       |
| Ball State              | 2013  | 2013 | 1  | 0  | 0 | 23      | 20       |
| Baylor                  | 2001  | 2001 | 0  | 1  | 0 | 3       | 24       |
| Bethel (Ky.) College    | 1931  | 1931 | 1  | 0  | 0 | 13      | 0        |
| Bethel (Tenn.) College  | 1921  | 1931 | 2  | 0  | 0 | 41      | 0        |
| Boise State             | 1999  | 2000 | 0  | 2  | 0 | 24      | 105      |
| Bowling Green           | 1974  | 1974 | 0  | 1  | 0 | 0       | 17       |
| Bradley                 | 1946  | 1946 | 0  | 1  | 0 | 2       | 26       |
| BYU                     | 1996  | 1996 | 0  | 1  | 0 | 9       | 58       |
| Camp Breckinridge (Ky.) | 1951  | 1951 | 1  | 0  | 0 | 46      | 12       |
| Camp Pike (Ark.)        | 1919  | 1920 | 1  | 1  | 0 | 25      | 28       |
| Caruthersville (Mo.) JC | 1930  | 1930 | 0  | 0  | 1 | 0       | 0        |
| Centenary Freshman      | 1929  | 1929 | 1  | 0  | 0 | 27      | 14       |
| Central Arkansas        | 1916  | 2021 | 12 | 13 | 2 | 460     | 527      |
| Central Michigan        | 1981  | 1981 | 1  | 0  | 0 | 26      | 23       |
| Central Missouri        | 1959  | 1970 | 2  | 0  | 0 | 92      | 27       |
| Centre (Ky.)            | 1946  | 1947 | 2  | 0  | 0 | 59      | 0        |
| Christian Brothers      | 1912  | 1914 | 1  | 1  | 1 | 54      | 20       |
| Cincinnati              | 1975  | 1988 | 1  | 1  | 0 | 21      | 60       |
| Coastal Carolina        | 2017  | 2021 | 3  | 2  | 0 | 166     | 164      |
| Colorado State          | 1991  | 1994 | 0  | 2  | 0 | 27      | 86       |
| Citadel                 | 1960  | 1970 | 3  | 5  | 0 | 105     | 108      |
| Concordia               | 1956  | 1956 | 1  | 0  | 0 | 56      | 0        |

# ALL OPPONENTS RESULTS



| Opponent            | First<br>Game | Last<br>Game | W L T |    |   | Scoring |          |
|---------------------|---------------|--------------|-------|----|---|---------|----------|
|                     |               |              |       |    |   | A-State | Opponent |
| Corning (Ark.) HS   | 1912          | 1912         | 1     | 0  | 0 | 6       | 0        |
| Corry Field (Fla.)  | 1951          | 1951         | 1     | 0  | 0 | 53      | 0        |
| Delaware            | 1986          | 1986         | 1     | 0  | 0 | 55      | 14       |
| Delta State         | 1936          | 1988         | 4     | 4  | 1 | 131     | 167      |
| Drake               | 1968          | 1978         | 4     | 0  | 1 | 137     | 85       |
| East Carolina       | 1992          | 1996         | 0     | 2  | 0 | 34      | 69       |
| Eastern Kentucky    | 1986          | 1986         | 1     | 0  | 0 | 24      | 10       |
| Eastern Michigan    | 1968          | 1976         | 2     | 1  | 0 | 70      | 46       |
| Eastern New Mexico  | 1969          | 1972         | 2     | 0  | 0 | 92      | 27       |
| East Texas State    | 1953          | 1987         | 4     | 0  | 1 | 170     | 60       |
| Ellington (Il.) AFB | 1952          | 1952         | 1     | 0  | 0 | 48      | 0        |
| Emporia State       | 1952          | 1953         | 2     | 0  | 0 | 79      | 26       |
| Evansville          | 1946          | 1946         | 0     | 0  | 1 | 6       | 6        |
| Florida             | 1958          | 1993         | 0     | 2  | 0 | 13      | 95       |
| Florida Atlantic    | 2005          | 2010         | 3*    | 3  | 0 | 153     | 149      |
| FIU                 | 2005          | 2019         | 5*    | 2  | 0 | 201     | 149      |
| Georgia             | 1997          | 2019         | 0     | 3  | 0 | 24      | 138      |
| Georgia Southern    | 1986          | 2021         | 3     | 3  | 0 | 183     | 219      |
| Georgia State       | 2013          | 2021         | 6     | 2  | 0 | 334     | 260      |
| Grambling           | 1985          | 2022         | 2     | 0  | 0 | 68      | 10       |
| Hawaii              | 1998          | 1998         | 1     | 0  | 0 | 20      | 0        |
| Henderson State     | 1914          | 1951         | 5     | 1  | 2 | 133     | 46       |
| Hendrix             | 1913          | 1939         | 1     | 10 | 1 | 13      | 301      |
| Idaho               | 1975          | 2015         | 7     | 4  | 0 | 354     | 345      |
| Illinois            | 1999          | 2011         | 0     | 3  | 0 | 25      | 133      |
| Illinois State      | 1973          | 1989         | 4     | 0  | 0 | 125     | 42       |
| Illinois Wesleyan   | 1945          | 1946         | 1     | 1  | 0 | 26      | 27       |
| Indiana             | 2010          | 2010         | 0     | 1  | 0 | 34      | 36       |
| Indiana State       | 1973          | 1976         | 1     | 1  | 0 | 30      | 34       |
| Iowa                | 2009          | 2009         | 0     | 1  | 0 | 21      | 24       |
| Jackson State       | 1987          | 1987         | 1     | 0  | 0 | 35      | 32       |
| Jacksonville State  | 1995          | 2001         | 1     | 1  | 0 | 65      | 37       |
| James Madison       | 2022          | 2022         | 0     | 1  | 0 | 20      | 42       |
| Kansas              | 1981          | 1981         | 0     | 1  | 0 | 16      | 17       |
| Kansas State        | 1948          | 2020         | 1     | 2  | 0 | 48      | 99       |

RESULTS



# ALL OPPONENTS RESULTS

RESULTS

| Opponent             | First | Last |     |    |   | Scoring |          |
|----------------------|-------|------|-----|----|---|---------|----------|
|                      | Game  | Game | W   | L  | T | A-State | Opponent |
| Lamar                | 1964  | 1989 | 15  | 10 | 1 | 586     | 352      |
| Lambuth              | 1926  | 1928 | 3   | 0  | 0 | 55      | 6        |
| Lewis (Ill.)         | 1952  | 1955 | 4   | 0  | 0 | 142     | 13       |
| Little Rock          | 1921  | 1934 | 1   | 2  | 1 | 6       | 51       |
| Louisiana            | 1953  | 2022 | 20* | 29 | 1 | 1121    | 1112     |
| Louisiana College    | 1919  | 1929 | 1   | 0  | 0 | 6       | 0        |
| LSU                  | 1991  | 2004 | 0   | 3  | 0 | 23      | 165      |
| Louisiana Tech       | 1956  | 2015 | 12  | 26 | 0 | 639     | 945      |
| Louisville           | 2009  | 2010 | 0   | 2  | 0 | 37      | 55       |
| Lyon College         | 1913  | 1934 | 7   | 7  | 2 | 163     | 236      |
| Mayfield (Ky.)       | 1924  | 1927 | 2   | 0  | 0 | 25      | 7        |
| McNeese State        | 1972  | 1989 | 8   | 8  | 1 | 296     | 284      |
| Memphis              | 1914  | 2021 | 23* | 30 | 5 | 871     | 1183     |
| Memphis All-Stars    | 1913  | 1913 | 1   | 0  | 0 | 67      | 0        |
| Memphis Navy         | 1949  | 1952 | 2   | 1  | 0 | 87      | 20       |
| Memphis Univ. School | 1913  | 1913 | 1   | 0  | 0 | 21      | 0        |
| Miami (Fla.)         | 1997  | 2014 | 0   | 2  | 0 | 30      | 83       |
| Middle Tennessee     | 1948  | 2017 | 5   | 10 | 0 | 311     | 406      |
| Millsaps             | 1929  | 1929 | 0   | 1  | 0 | 0       | 46       |
| Minnesota            | 1995  | 1998 | 0   | 2  | 0 | 21      | 72       |
| Mississippi College  | 1948  | 1987 | 4   | 1  | 0 | 115     | 31       |
| Mississippi Delta JC | 1940  | 1941 | 0   | 1  | 1 | 7       | 75       |
| Mississippi State    | 1950  | 1994 | 0   | 16 | 1 | 129     | 646      |
| Mississippi Valley   | 1995  | 2009 | 2   | 0  | 0 | 116     | 3        |
| Missouri             | 2004  | 2015 | 0   | 4  | 0 | 76      | 164      |
| Missouri S&T         | 1939  | 1941 | 0   | 3  | 0 | 18      | 129      |
| Missouri State       | 1991  | 2015 | 3   | 1  | 0 | 153     | 95       |
| Missouri Valley      | 1949  | 1950 | 2   | 0  | 0 | 28      | 26       |
| Montana State        | 1960  | 2014 | 1   | 3  | 0 | 63      | 77       |
| Mountain Home Coll.  | 1928  | 1928 | 1   | 0  | 0 | 59      | 0        |
| Murray State         | 1955  | 1966 | 9   | 3  | 0 | 297     | 189      |
| Navy                 | 2010  | 2010 | 0   | 1  | 0 | 19      | 35       |
| Nebraska             | 2009  | 2017 | 0   | 3  | 0 | 58      | 123      |
| Nebraska-Kearney     |       |      | 1   | 0  | 0 | 32      | 0        |
| Nevada               | 1985  | 2018 | 2   | 4  | 0 | 117     | 173      |

# ALL OPPONENTS RESULTS



| Opponent                 | First Game | Last Game | W L T |    |   | Scoring |          |
|--------------------------|------------|-----------|-------|----|---|---------|----------|
|                          |            |           |       |    |   | A-State | Opponent |
| New Mexico State         | 1993       | 2017      | 6     | 6  | 0 | 383     | 330      |
| Nicholls                 | 2001       | 2001      | 0     | 1  | 0 | 22      | 28       |
| North Alabama            | 1950       | 1966      | 12    | 4  | 1 | 325     | 190      |
| North Carolina State     | 2000       | 2000      | 0     | 1  | 0 | 31      | 38       |
| North Dakota             | 1970       | 1970      | 1     | 0  | 0 | 23      | 18       |
| North Dakota State       | 1968       | 1968      | 0     | 1  | 0 | 14      | 23       |
| North Texas              | 1983       | 2012      | 13*   | 8  | 0 | 525     | 513      |
| Northern Illinois        | 1990       | 2011      | 1     | 7  | 0 | 122     | 239      |
| Northern Iowa            | 1987       | 1987      | 0     | 1  | 0 | 28      | 49       |
| Northwestern State       | 1948       | 1992      | 5     | 5  | 0 | 170     | 202      |
| Northwest Miss. JC       | 1932       | 1940      | 2     | 0  | 1 | 79      | 6        |
| Ohio Northern            | 1952       | 1952      | 1     | 0  | 0 | 47      | 0        |
| Ohio State               | 2022       | 2022      | 0     | 1  | 0 | 12      | 45       |
| Oklahoma                 | 1992       | 2000      | 0     | 2  | 0 | 7       | 106      |
| Oklahoma State           | 2005       | 2006      | 0     | 2  | 0 | 17      | 55       |
| Old Dominion             | 2022       | 2022      | 0     | 1  | 0 | 26      | 29       |
| Ole Miss                 | 1914       | 2004      | 1     | 20 | 2 | 236     | 683      |
| Oregon                   | 2012       | 2012      | 0     | 1  | 0 | 34      | 57       |
| Ouachita Baptist         | 1915       | 1950      | 3     | 7  | 0 | 68      | 178      |
| Pacific                  | 1993       | 1994      | 0     | 2  | 0 | 22      | 50       |
| Paragould Buisness Coll. | 1915       | 1915      | 1     | 0  | 0 | 26      | 0        |
| Paragould (Ark.) HS      | 1911       | 1912      | 3     | 1  | 0 | 39      | 11       |
| Pensacola Navy           | 1947       | 1947      | 1     | 0  | 0 | 7       | 6        |
| Pittsburg State          | 1951       | 1989      | 2     | 1  | 0 | 74      | 41       |
| Richmond                 | 1979       | 2000      | 1     | 2  | 0 | 71      | 57       |
| Sam Houston              | 1986       | 1999      | 2     | 0  | 0 | 93      | 27       |
| San Diego State          | 1976       | 1976      | 0     | 1  | 0 | 14      | 24       |
| San Jose State           | 1995       | 2002      | 1     | 1  | 0 | 35      | 40       |
| St. Louis                | 1923       | 1935      | 0     | 2  | 0 | 7       | 85       |
| St. Mary (Kan.)          | 1962       | 1963      | 2     | 0  | 0 | 102     | 21       |
| South Alabama            | 2012       | 2022      | 6     | 5  | 0 | 298     | 265      |
| South Dakota             | 1961       | 1962      | 2     | 0  | 0 | 39      | 9        |
| South Dakota State       | 1952       | 1963      | 1     | 1  | 0 | 23      | 24       |
| Southeast Missouri       | 1916       | 2018      | 5     | 8  | 1 | 145     | 206      |
| Southeastern La.         | 1954       | 1970      | 3     | 1  | 0 | 50      | 73       |

RESULTS





## ALL OPPONENTS RESULTS

RESULTS

| Opponent             | First | Last |     |    |   |         | Scoring  |  |
|----------------------|-------|------|-----|----|---|---------|----------|--|
|                      | Game  | Game | W   | L  | T | A-State | Opponent |  |
| Southeastern Okla.   | 1957  | 1957 | 1   | 0  | 0 | 32      | 7        |  |
| Southern Arkansas    | 1924  | 1958 | 7   | 10 | 0 | 241     | 212      |  |
| Southern Illinois    | 1915  | 2019 | 29  | 9  | 1 | 895     | 497      |  |
| SMU                  | 2006  | 2019 | 1   | 3  | 0 | 105     | 164      |  |
| Southern Miss        | 1960  | 2022 | 2   | 10 | 0 | 120     | 251      |  |
| Southern Utah        | 1997  | 2002 | 1   | 1  | 0 | 62      | 50       |  |
| Southwestern (Tenn.) | 1914  | 1937 | 0   | 5  | 0 | 12      | 182      |  |
| Stephen F. Austin    | 1964  | 1965 | 2   | 0  | 0 | 20      | 6        |  |
| Stetson              | 1951  | 1951 | 0   | 1  | 0 | 20      | 35       |  |
| Tampa                | 1958  | 1959 | 0   | 2  | 0 | 27      | 34       |  |
| Tennessee            | 2007  | 2014 | 0   | 2  | 0 | 46      | 82       |  |
| UT Chattanooga       | 1972  | 1984 | 5   | 2  | 0 | 144     | 60       |  |
| UT Martin            | 1930  | 2005 | 9*  | 3  | 1 | 301     | 145      |  |
| Tennessee Tech       | 1933  | 1969 | 8   | 10 | 0 | 237     | 340      |  |
| Texarkana JC         | 1929  | 1929 | 0   | 1  | 0 | 6       | 16       |  |
| Texas                | 2007  | 2007 | 0   | 1  | 0 | 13      | 21       |  |
| Texas A&M            | 1983  | 2008 | 1   | 3  | 0 | 50      | 100      |  |
| UT Arlington         | 1964  | 1985 | 13  | 8  | 1 | 461     | 385      |  |
| TCU                  | 1999  | 2000 | 0   | 2  | 0 | 24      | 76       |  |
| Texas Southern       | 2008  | 2008 | 1   | 0  | 0 | 83      | 10       |  |
| Texas State          | 2013  | 2022 | 6   | 4  | 0 | 227     | 217      |  |
| Texas Tech           | 1995  | 1995 | 0   | 1  | 0 | 25      | 63       |  |
| Toledo               | 1990  | 2016 | 0   | 5  | 0 | 89      | 223      |  |
| Trinity (Tex.)       | 1964  | 1972 | 6   | 3  | 0 | 194     | 150      |  |
| Troy                 | 1951  | 2022 | 9*  | 8  | 0 | 451     | 469      |  |
| Tulsa                | 1978  | 2021 | 3   | 3  | 0 | 142     | 162      |  |
| UAB                  | 1996  | 1997 | 0   | 2  | 0 | 24      | 55       |  |
| UCF                  | 1991  | 2016 | 1   | 1  | 0 | 51      | 44       |  |
| ULM                  | 1959  | 2022 | 30* | 14 | 0 | 1216    | 934      |  |
| UMass                | 2022  | 2022 | 1   | 0  | 0 | 35      | 33       |  |
| UNLV                 | 1995  | 2019 | 2   | 1  | 0 | 93      | 65       |  |
| Utah State           | 1995  | 2016 | 3   | 4  | 0 | 123     | 185      |  |
| Union (Tenn.)        | 1916  | 1950 | 5   | 5  | 0 | 121     | 150      |  |
| Virginia Tech        | 1994  | 2011 | 0   | 4  | 0 | 21      | 173      |  |
| Washington           | 2021  | 2021 | 0   | 1  | 0 | 3       | 52       |  |

## ALL OPPONENTS RESULTS



| Opponent         | First<br>Game | Last<br>Game |   |   |   | Scoring |          |
|------------------|---------------|--------------|---|---|---|---------|----------|
|                  |               |              |   |   |   | A-State | Opponent |
| Washington (Mo.) | 1947          | 1947         | 0 | 1 | 0 | 14      | 40       |
| Western Illinois | 1959          | 1959         | 0 | 1 | 0 | 19      | 22       |
| Western Kentucky | 1947          | 2013         | 3 | 4 | 1 | 175     | 198      |
| Western Michigan | 1967          | 1968         | 1 | 1 | 0 | 21      | 28       |
| Wichita State    | 1970          | 1973         | 2 | 2 | 0 | 81      | 48       |
| UW Whitewater    | 1961          | 1961         | 0 | 1 | 0 | 7       | 8        |
| Wyoming          | 1979          | 1990         | 0 | 2 | 0 | 41      | 51       |
| Xavier           | 1946          | 1973         | 1 | 1 | 0 | 37      | 26       |

\* 1 victory vs. Army, UT Martin, Louisiana, ULM, Florida Atlantic, Memphis, North Texas and Troy, and 2 victories vs. FIU later vacated due to NCAA sanctions.

### MOST PLAYED RIVALRIES

| Opponent          | First<br>Game | Last<br>Game |     |    |   | Total Games |
|-------------------|---------------|--------------|-----|----|---|-------------|
|                   |               |              |     |    |   |             |
| Memphis           | 1914          | 2022         | 23* | 31 | 5 | 60          |
| Louisiana         | 1953          | 2022         | 20* | 29 | 1 | 51          |
| ULM               | 1959          | 2022         | 30* | 14 | 0 | 45          |
| Southern Illinois | 1915          | 2019         | 29  | 9  | 1 | 39          |
| Louisiana Tech    | 1956          | 2015         | 12  | 26 | 0 | 38          |
| Central Arkansas  | 1916          | 2021         | 12  | 13 | 2 | 27          |
| Lamar             | 1964          | 1989         | 15  | 10 | 1 | 26          |
| Ole Miss          | 1914          | 2004         | 1   | 20 | 2 | 23          |
| UT Arlington      | 1964          | 1985         | 13  | 8  | 1 | 22          |
| North Texas       | 1983          | 2012         | 13* | 8  | 0 | 22          |

\* 1 victory vs. Louisiana, ULM, Memphis and North Texas later vacated due to NCAA sanctions.



# ALL-TIME SERIES RESULTS

RESULTS

## ABILENE CHRISTIAN 9-2-1

H: 5-1 | A: 3-1-1 | N: 0-0

|            |                   |          |
|------------|-------------------|----------|
| 9/26/1953  | Jonesboro, Ark.   | W, 19-7  |
| 11/20/1954 | Jonesboro, Ark.   | L, 0-53  |
| 10/24/1964 | Abilene, Texas    | W, 21-7  |
| 10/23/1965 | Jonesboro, Ark.   | W, 35-13 |
| 10/22/1966 | Abilene, Texas    | W, 33-22 |
| 10/21/1967 | Jonesboro, Ark.   | W, 24-14 |
| 10/26/1968 | Abilene, Texas    | T, 17-17 |
| 10/25/1969 | Jonesboro, Ark.   | W, 34-22 |
| 10/24/1970 | Abilene, Texas    | W, 28-23 |
| 10/23/1971 | Little Rock, Ark. | W, 35-9  |
| 10/21/1972 | Abilene, Texas    | L, 0-3   |
| 9/8/1973   | Jonesboro, Ark.   | W, 56-46 |

## AKRON 1-1

H: 0-0 | A: 1-1 | N: 0-0

|            |             |          |
|------------|-------------|----------|
| 10/8/1988  | Akron, Ohio | W, 13-12 |
| 10/19/1991 | Akron, Ohio | L, 23-28 |

## ALABAMA 0-3

H: 0-0 | A: 0-3 | N: 0-0

|           |                  |         |
|-----------|------------------|---------|
| 10/2/1982 | Tuscaloosa, Ala. | L, 7-34 |
| 11/1/2008 | Tuscaloosa, Ala. | L, 0-35 |
| 9/8/2018  | Tuscaloosa, Ala. | L, 7-57 |

## ALCORN STATE 1-0

H: 1-0 | A: 0-0 | N: 0-0

|           |                 |         |
|-----------|-----------------|---------|
| 9/22/2012 | Jonesboro, Ark. | W, 56-0 |
|-----------|-----------------|---------|

## APPALACHIAN STATE 1-4

H: 0-3 | A: 1-1 | N: 0-0

|            |                 |          |
|------------|-----------------|----------|
| 11/15/2014 | Jonesboro, Ark. | L, 32-37 |
| 11/5/2015  | Boone, N.C.     | W, 40-27 |
| 10/9/2018  | Jonesboro, Ark. | L, 9-35  |
| 10/22/2020 | Boone, N.C.     | L, 17-45 |
| 11/6/2021  | Jonesboro, Ark. | L, 14-48 |

## ARKANSAS-MONTICELLO 9-7-2

H: 6-6-2 | A: 3-1 | N: 0-0

|            |                  |          |
|------------|------------------|----------|
| 10/14/1922 | Jonesboro, Ark.  | L, 0-42  |
| 11/16/1923 | Jonesboro, Ark.  | L, 0-27  |
| 11/11/1924 | Monticello, Ark. | W, 19-12 |
| 11/13/1925 | Jonesboro, Ark.  | W, 1-0   |
| 11/19/1926 | Monticello, Ark. | W, 26-6  |
| 11/30/1927 | Jonesboro, Ark.  | W, 19-0  |
| 11/11/1930 | Jonesboro, Ark.  | T, 0-0   |
| 11/11/1931 | Jonesboro, Ark.  | L, 6-22  |
| 11/11/1932 | Jonesboro, Ark.  | L, 0-13  |
| 11/10/1933 | Jonesboro, Ark.  | L, 0-14  |
| 11/9/1934  | Jonesboro, Ark.  | W, 19-0  |
| 11/1/1935  | Monticello, Ark. | L, 0-28  |
| 10/30/1936 | Jonesboro, Ark.  | W, 7-6   |
| 11/26/1937 | Jonesboro, Ark.  | L, 0-19  |
| 11/5/1938  | Monticello, Ark. | W, 27-6  |

|            |                 |          |
|------------|-----------------|----------|
| 11/11/1938 | Jonesboro, Ark. | W, 18-6  |
| 10/12/1946 | Jonesboro, Ark. | T, 13-13 |
| 10/11/1947 | Jonesboro, Ark. | W, 28-0  |

## ARKANSAS-PINE BLUFF 2-0

H: 2-0 | A: 0-0 | N: 0-0

|           |                 |          |
|-----------|-----------------|----------|
| 8/31/2013 | Jonesboro, Ark. | W, 62-11 |
| 9/16/2017 | Jonesboro, Ark. | W, 48-3  |

## ARKANSAS TECH 3-4

H: 1-2 | A: 2-2 | N: 0-0

|            |                    |          |
|------------|--------------------|----------|
| 10/28/1919 | Jonesboro, Ark.    | L, 0-19  |
| 11/4/1922  | Russellville, Ark. | L, 0-69  |
| 9/29/1951  | Russellville, Ark. | W, 46-6  |
| 11/24/1955 | Russellville, Ark. | W, 33-6  |
| 11/23/1956 | Russellville, Ark. | L, 7-25  |
| 11/22/1957 | Jonesboro, Ark.    | L, 13-21 |
| 11/22/1958 | Russellville, Ark. | W, 50-7  |

## ARMY 1-1\*

H: 1-0 | A: 0-1 | N: 0-0

|            |                  |          |
|------------|------------------|----------|
| 11/19/2005 | West Point, N.Y. | L, 10-38 |
| 9/2/2006   | Jonesboro, Ark.  | W, 14-6* |

\* win (s) later vacated due to NCAA sanctions

## AUBURN 0-4

H: 0-0 | A: 0-4 | N: 0-0

|           |              |          |
|-----------|--------------|----------|
| 11/4/2006 | Auburn, Ala. | L, 0-27  |
| 9/4/2010  | Auburn, Ala. | L, 26-52 |
| 9/7/2013  | Auburn, Ala. | L, 9-38  |
| 9/10/2016 | Auburn, Ala. | L, 14-51 |

## AUSTIN COLLEGE 1-1

H: 0-1 | A: 1-0 | N: 0-0

|           |                 |          |
|-----------|-----------------|----------|
| 11/6/1954 | Jonesboro, Ark. | L, 20-61 |
| 11/5/1955 | Sherman, Texas  | W, 40-19 |

## AUSTIN PEAY 5-2

H: 5-0 | A: 0-2 | N: 0-0

|            |                    |          |
|------------|--------------------|----------|
| 10/26/1940 | Jonesboro, Ark.    | W, 13-0  |
| 10/24/1941 | Clarksville, Tenn. | L, 0-34  |
| 11/19/1955 | Clarksville, Tenn. | L, 6-19  |
| 11/17/1956 | Jonesboro, Ark.    | W, 27-13 |
| 10/25/1958 | Jonesboro, Ark.    | W, 16-0  |
| 11/22/1980 | Jonesboro, Ark.    | W, 14-9  |
| 9/7/1996   | Jonesboro, Ark.    | W, 24-0  |

## BALL STATE 1-0

H: 0-0 | A: 0-0 | N: 1-0

|          |              |          |
|----------|--------------|----------|
| 1/5/2014 | Mobile, Ala. | W, 23-20 |
|----------|--------------|----------|

## BAYLOR 0-1

H: 0-0 | A: 0-1 | N: 0-0

|          |             |         |
|----------|-------------|---------|
| 9/8/2001 | Waco, Texas | L, 3-24 |
|----------|-------------|---------|



# ALL-TIME SERIES RESULTS

## BETHEL (KY.) COLLEGE 1-0

H: 1-0 | A: 0-0 | N: 0-0  
9/25/1931 Jonesboro, Ark. W, 34-0

## BETHEL (TENN.) COLLEGE 2-0

H: 2-0 | A: 0-0 | N: 0-0  
10/15/1921 Jonesboro, Ark. W, 7-0  
9/25/1931 Jonesboro, Ark. W, 34-0

## BOISE STATE 0-2

H: 0-1 | A: 0-1 | N: 0-0  
11/6/1999 Boise, Idaho L, 10-63  
11/4/2000 Jonesboro, Ark. L, 14-42

## BOWLING GREEN 0-1

H: 0-0 | A: 0-1 | N: 0-0  
11/9/1974 Bowling Green, Ky. L, 0-17

## BRADLEY 0-1

H: 0-1 | A: 0-0 | N: 0-0  
10/5/1946 Jonesboro, Ark. L, 2-26

## BYU 0-1

H: 0-0 | A: 0-1 | N: 0-0  
8/31/1996 Provo, Utah L, 9-58

## CAMP BRECKINRIDGE (KY.) 1-0

H: 0-0 | A: 0-0 | N: 1-0  
12/2/1951 Evansville, Ind. W, 46-12

## CAMP PIKE (ARK.) 0-1

H: 0-1 | A: 0-0 | N: 0-0  
4/2/1905 Jonesboro, Ark. L, 7-16

## CARUTHERSVILLE (MO.) JC 0-0-1

H: 0-0-1 | A: 0-0 | N: 0-0  
9/26/1930 Jonesboro, Ark. T, 0-0

## CENTRAL ARKANSAS 12-13-2

H: 9-6-1 | A: 3-7-1 | N: 0-0  
10/28/1916 Conway, Ark. L, 0-19  
11/2/1917 Jonesboro, Ark. W, 101-0  
10/24/1919 Jonesboro, Ark. L, 0-8  
11/18/1921 Conway, Ark. L, 7-13  
10/20/1922 Jonesboro, Ark. L, 0-82  
10/19/1923 Conway, Ark. L, 0-40  
10/10/1924 Jonesboro, Ark. L, 0-14  
11/11/1925 Conway, Ark. W, 12-6  
11/10/1926 Conway, Ark. T, 0-0  
10/17/1930 Conway, Ark. L, 0-6  
10/16/1931 Jonesboro, Ark. L, 6-18  
10/7/1932 Jonesboro, Ark. W, 26-0  
10/6/1933 Conway, Ark. W, 13-6  
10/27/1934 Conway, Ark. L, 0-25

11/9/1935 Conway, Ark. L, 0-27  
10/20/1936 Conway, Ark. L, 7-14  
11/19/1937 Monticello, Ark. L, 0-95  
10/11/1945 Conway, Ark. W, 18-0  
11/16/1945 Jonesboro, Ark. W, 21-0  
11/28/1946 Jonesboro, Ark. W, 30-12  
10/25/1947 Jonesboro, Ark. T, 0-0  
10/5/1996 Jonesboro, Ark. W, 17-7  
9/13/1997 Jonesboro, Ark. W, 36-35  
9/24/2011 Jonesboro, Ark. W, 53-24  
9/24/2016 Jonesboro, Ark. L, 23-28  
10/10/2020 Jonesboro, Ark. W, 50-27  
9/4/2021 Jonesboro, Ark. W, 40-21

## CENTRAL MICHIGAN 1-0

H: 0-0 | A: 1-0 | N: 0-0  
9/26/1981 Mount Pleasant, Mich. W, 26-23

## CENTRAL MISSOURI 2-0

H: 2-0 | A: 0-0 | N: 0-0  
11/21/1959 Jonesboro, Ark. W, 54-6  
12/12/1970 Jonesboro, Ark. W, 38-21

## CENTRE (KY.) 2-0

H: 2-0 | A: 0-0 | N: 0-0  
11/23/1946 Jonesboro, Ark. W, 14-0  
11/22/1947 Jonesboro, Ark. W, 45-0

## CHATTANOOGA 5-2

H: 4-1 | A: 1-1 | N: 0-0  
10/7/1972 Chattanooga, Tenn. L, 3-21  
11/1/1975 Jonesboro, Ark. W, 48-0  
10/17/1981 Jonesboro, Ark. L, 2-3  
9/18/1982 Jonesboro, Ark. W, 13-12  
9/10/1983 Jonesboro, Ark. W, 27-14  
9/8/1984 Chattanooga, Tenn. W, 16-0  
11/24/1984 Jonesboro, Ark. W, 37-10

## CHRISTIAN BROTHERS 1-1-1

H: 1-1-1 | A: 0-0 | N: 0-0  
9/1/1912 Jonesboro, Ark. L, 6-20  
9/15/1913 Jonesboro, Ark. T, 0-0  
10/25/1914 Jonesboro, Ark. W, 48-0

## CINCINNATI 1-1

H: 0-1 | A: 1-0 | N: 0-0  
10/18/1975 Cincinnati, Ohio W, 14-9  
11/21/1998 Jonesboro, Ark. L, 7-51



# ALL-TIME SERIES RESULTS

RESULTS

## COASTAL CAROLINA 3-2

|                          |                 |          |
|--------------------------|-----------------|----------|
| H: 2-1   A: 1-1   N: 0-0 |                 |          |
| 10/14/2017               | Jonesboro, Ark. | W, 51-17 |
| 11/10/2018               | Conway, S.C.    | W, 44-16 |
| 11/16/2019               | Jonesboro, Ark. | W, 28-27 |
| 10/3/2020                | Conway, S.C.    | L, 23-52 |
| 10/7/2021                | Jonesboro, Ark. | L, 20-52 |

## COLORADO STATE 0-2

|                          |                     |          |
|--------------------------|---------------------|----------|
| H: 0-0   A: 0-2   N: 0-0 |                     |          |
| 8/31/1991                | Fort Collins, Colo. | L, 24-38 |
| 11/12/1994               | Fort Collins, Colo. | L, 3-48  |

## CITADEL 3-5

|                          |                    |          |
|--------------------------|--------------------|----------|
| H: 1-1   A: 0-1   N: 2-3 |                    |          |
| 11/19/1960               | Jonesboro, Ark.    | L, 21-22 |
| 11/18/1961               | San Antonio, Texas | L, 6-28  |
| 10/20/1962               | Jonesboro, Ark.    | W, 14-7  |
| 10/19/1963               | San Antonio, Texas | L, 9-10  |
| 10/16/1965               | San Antonio, Texas | W, 14-0  |
| 10/7/1967                | Little Rock, Ark.  | L, 7-20  |
| 9/27/1969                | Charleston, S.C.   | L, 10-14 |
| 10/3/1970                | Little Rock, Ark.  | W, 24-7  |

## CONCORDIA 1-0

|                          |                 |         |
|--------------------------|-----------------|---------|
| H: 1-0   A: 0-0   N: 0-0 |                 |         |
| 9/29/1956                | Jonesboro, Ark. | W, 56-0 |

## CORNING (ARK.) HS 1-0

|                          |                 |        |
|--------------------------|-----------------|--------|
| H: 1-0   A: 0-0   N: 0-0 |                 |        |
| 3/26/1905                | Jonesboro, Ark. | W, 6-0 |

## CORRY FIELD (FLA.) 1-0

|                          |                   |         |
|--------------------------|-------------------|---------|
| H: 0-0   A: 0-0   N: 1-0 |                   |         |
| 10/27/1951               | Blytheville, Ark. | W, 53-0 |

## DELAWARE 1-0

|                          |              |          |
|--------------------------|--------------|----------|
| H: 0-0   A: 0-1   N: 0-0 |              |          |
| 12/6/1986                | Newark, Del. | W, 55-14 |

## DELTA STATE 4-4-1

|                            |                  |          |
|----------------------------|------------------|----------|
| H: 2-3   A: 2-1-1   N: 0-0 |                  |          |
| 10/2/1936                  | Jonesboro, Ark.  | L, 6-53  |
| 9/25/1937                  | Cleveland, Miss. | L, 0-28  |
| 10/2/1948                  | Cleveland, Miss. | T, 13-13 |
| 10/22/1949                 | Cleveland, Miss. | W, 7-6   |
| 10/8/1950                  | Jonesboro, Ark.  | L, 6-19  |
| 10/6/1951                  | Cleveland, Miss. | W, 43-0  |
| 11/9/1963                  | Jonesboro, Ark.  | L, 21-27 |
| 11/7/1964                  | Jonesboro, Ark.  | W, 7-6   |
| 9/3/1988                   | Jonesboro, Ark.  | W, 28-15 |

## DRAKE 4-0-1

|                            |                  |          |
|----------------------------|------------------|----------|
| H: 1-0-1   A: 2-0   N: 1-0 |                  |          |
| 9/21/1968                  | Des Moines, Iowa | W, 46-14 |
| 11/8/1969                  | Jonesboro, Ark.  | T, 21-21 |
| 12/13/1969                 | Arlington, Texas | W, 29-21 |
| 9/10/1977                  | Des Moines, Iowa | W, 31-29 |
| 9/23/1978                  | Jonesboro, Ark.  | W, 10-0  |

## EAST CAROLINA 0-2

|                          |                  |          |
|--------------------------|------------------|----------|
| H: 0-0   A: 0-2   N: 0-0 |                  |          |
| 11/14/1992               | Greenville, N.C. | L, 18-35 |
| 11/2/1996                | Greenville, N.C. | L, 16-34 |

## EASTERN KENTUCKY 1-0

|                          |                 |          |
|--------------------------|-----------------|----------|
| H: 1-0   A: 0-0   N: 0-0 |                 |          |
| 12/13/1986               | Jonesboro, Ark. | W, 24-10 |

## EASTERN MICHIGAN 2-1

|                          |                  |          |
|--------------------------|------------------|----------|
| H: 2-0   A: 0-1   N: 0-0 |                  |          |
| 9/28/1968                | Jonesboro, Ark.  | W, 26-7  |
| 10/5/1974                | Jonesboro, Ark.  | W, 14-7  |
| 10/9/1976                | Ypsilanti, Mich. | L, 30-32 |

## EASTERN NEW MEXICO 2-0

|                          |                 |          |
|--------------------------|-----------------|----------|
| H: 1-0   A: 1-0   N: 0-0 |                 |          |
| 9/20/1969                | Jonesboro, Ark. | W, 53-20 |
| 9/16/1972                | Portales, N.M.  | W, 39-7  |

## ELLINGTON (ILL.) AFB 1-0

|                          |                 |         |
|--------------------------|-----------------|---------|
| H: 1-0   A: 0-0   N: 0-0 |                 |         |
| 9/27/1952                | Jonesboro, Ark. | W, 48-0 |

## EMPORIA STATE 2-0

|                          |                 |          |
|--------------------------|-----------------|----------|
| H: 1-0   A: 1-0   N: 0-0 |                 |          |
| 11/15/1952               | Jonesboro, Ark. | W, 41-7  |
| 10/3/1953                | Emporia, Kan.   | W, 38-19 |

## EVANSVILLE 0-0-1

|                            |                 |        |
|----------------------------|-----------------|--------|
| H: 0-0-1   A: 0-0   N: 0-0 |                 |        |
| 11/16/1946                 | Jonesboro, Ark. | T, 6-6 |

## FLORIDA 0-2

|                          |                   |         |
|--------------------------|-------------------|---------|
| H: 0-0   A: 0-2   N: 0-0 |                   |         |
| 11/15/1958               | Gainesville, Fla. | L, 7-51 |
| 9/4/1993                 | Gainesville, Fla. | L, 6-44 |





# ALL-TIME SERIES RESULTS

## FLORIDA ATLANTIC 4-3\*

|                          |                       |                       |
|--------------------------|-----------------------|-----------------------|
| H: 3-0   A: 1-3   N: 0-0 |                       |                       |
| 10/22/2005               | Jonesboro, Ark.       | W, 3-0 <sup>OT*</sup> |
| 10/28/2006               | Fort Lauderdale, Fla. | L, 0-29               |
| 11/10/2007               | Boca Raton, Fla.      | L, 31-34              |
| 11/22/2008               | Jonesboro, Ark.       | W, 28-14              |
| 11/14/2009               | Boca Raton, Fla.      | L, 18-35              |
| 10/23/2010               | Jonesboro, Ark.       | W, 37-16              |
| 11/5/2011                | Boca Raton, Fla.      | W, 39-21              |

\* win (s) later vacated due to NCAA sanctions

## FLORIDA INTERNATIONAL 7-2\*

|                          |                  |           |
|--------------------------|------------------|-----------|
| H: 4-0   A: 2-2   N: 1-0 |                  |           |
| 9/24/2005                | Jonesboro, Ark.  | W, 66-24* |
| 9/30/2006                | Miami, Fla.      | W, 31-6*  |
| 11/3/2007                | Jonesboro, Ark.  | W, 27-24  |
| 11/8/2008                | Miami, Fla.      | L, 21-22  |
| 10/24/2009               | Jonesboro, Ark.  | W, 27-10  |
| 11/27/2010               | Miami, Fla.      | L, 24-31  |
| 10/18/2011               | Jonesboro, Ark.  | W, 34-16  |
| 10/4/2012                | Miami, Fla.      | W, 34-20  |
| 12/21/2019               | Montgomery, Ala. | W, 34-26  |

\* win (s) later vacated due to NCAA sanctions

## GEORGIA 0-3

|                          |             |          |
|--------------------------|-------------|----------|
| H: 0-0   A: 0-3   N: 0-0 |             |          |
| 8/30/1997                | Athens, Ga. | L, 7-38  |
| 9/1/2001                 | Athens, Ga. | L, 17-45 |
| 9/14/2019                | Athens, Ga. | L, 0-55  |

## GEORGIA SOUTHERN 3-3

|                          |                 |          |
|--------------------------|-----------------|----------|
| H: 2-0   A: 1-2   N: 0-1 |                 |          |
| 12/20/1986               | Tacoma, Wash.   | L, 21-48 |
| 10/5/2016                | Jonesboro, Ark. | W, 27-26 |
| 10/4/2017                | Statesboro, Ga. | W, 43-25 |
| 9/29/2018                | Statesboro, Ga. | L, 21-28 |
| 11/23/2019               | Jonesboro, Ark. | W, 38-33 |
| 10/2/2021                | Statesboro, Ga. | L, 33-59 |

## GEORGIA STATE 6-2

|                          |                 |          |
|--------------------------|-----------------|----------|
| H: 4-0   A: 2-2   N: 0-0 |                 |          |
| 11/23/2013               | Jonesboro, Ark. | W, 35-33 |
| 10/11/2014               | Atlanta, Ga.    | W, 52-10 |
| 10/31/2015               | Jonesboro, Ark. | W, 48-34 |
| 11/3/2016                | Atlanta, Ga.    | W, 31-16 |
| 10/18/2018               | Jonesboro, Ark. | W, 51-35 |
| 10/5/2019                | Atlanta, Ga.    | L, 38-52 |
| 10/15/2020               | Jonesboro, Ark. | W, 59-52 |
| 11/20/2021               | Atlanta, Ga.    | L, 20-28 |

## GRAMBLING 2-0

|                          |                 |         |
|--------------------------|-----------------|---------|
| H: 2-0   A: 0-0   N: 0-0 |                 |         |
| 11/30/1985               | Jonesboro, Ark. | W, 10-7 |
| 9/3/2022                 | Jonesboro, Ark. | W, 58-3 |

## HAWAII 1-0

|                          |                |         |
|--------------------------|----------------|---------|
| H: 0-0   A: 1-0   N: 0-0 |                |         |
| 9/26/1998                | Manoa, Hawai'i | W, 20-0 |

## HENDERSON STATE 5-1-2

|                            |                   |          |
|----------------------------|-------------------|----------|
| H: 3-1-2   A: 2-0   N: 0-0 |                   |          |
| 10/25/1914                 | Jonesboro, Ark.   | W, 7-0   |
| 10/22/1915                 | Jonesboro, Ark.   | T, 0-0   |
| 10/25/1945                 | Jonesboro, Ark.   | L, 0-13  |
| 11/9/1946                  | Jonesboro, Ark.   | T, 0-0   |
| 11/6/1948                  | Jonesboro, Ark.   | W, 34-14 |
| 11/5/1949                  | Arkadelphia, Ark. | W, 28-6  |
| 11/18/1950                 | Jonesboro, Ark.   | W, 27-13 |
| 11/17/1951                 | Arkadelphia, Ark. | W, 37-0  |

## HENDRIX 1-10-1

|                            |                 |         |
|----------------------------|-----------------|---------|
| H: 1-8   A: 0-2-1   N: 0-0 |                 |         |
| 10/1/1913                  | Jonesboro, Ark. | L, 0-30 |
| 10/24/1914                 | Jonesboro, Ark. | L, 0-48 |
| 10/23/1925                 | Jonesboro, Ark. | L, 0-46 |
| 10/3/1930                  | Conway, Ark.    | L, 0-19 |
| 9/30/1932                  | Jonesboro, Ark. | L, 0-26 |
| 9/22/1933                  | Conway, Ark.    | T, 0-0  |
| 10/19/1934                 | Jonesboro, Ark. | W, 6-0  |
| 10/18/1935                 | Jonesboro, Ark. | L, 0-27 |
| 10/16/1936                 | Conway, Ark.    | L, 7-28 |
| 10/9/1937                  | Jonesboro, Ark. | L, 0-51 |
| 10/22/1938                 | Jonesboro, Ark. | L, 0-6  |
| 10/19/1939                 | Jonesboro, Ark. | L, 0-20 |

## IDAHO 7-4

|                          |                 |                        |
|--------------------------|-----------------|------------------------|
| H: 5-2   A: 2-2   N: 0-0 |                 |                        |
| 9/13/1975                | Jonesboro, Ark. | W, 23-6                |
| 10/10/1998               | Jonesboro, Ark. | L, 14-52               |
| 10/16/1999               | Jonesboro, Ark. | L, 24-30 <sup>OT</sup> |
| 10/14/2000               | Moscow, Idaho   | L, 25-42               |
| 10/27/2001               | Jonesboro, Ark. | W, 34-31               |
| 11/16/2002               | Moscow, Idaho   | W, 38-29               |
| 11/8/2003                | Jonesboro, Ark. | W, 24-23               |
| 11/6/2004                | Moscow, Idaho   | L, 31-45               |
| 10/12/2013               | Jonesboro, Ark. | W, 48-24               |
| 11/1/2014                | Moscow, Idaho   | W, 44-28               |
| 10/3/2015                | Jonesboro, Ark. | W, 49-35               |

## ILLINOIS 0-3

|                          |                 |          |
|--------------------------|-----------------|----------|
| H: 0-0   A: 0-3   N: 0-0 |                 |          |
| 9/4/1999                 | Champaign, Ill. | L, 3-41  |
| 9/14/2002                | Champaign, Ill. | L, 7-59  |
| 9/3/2011                 | Champaign, Ill. | L, 15-33 |

RESULTS



# ALL-TIME SERIES RESULTS

RESULTS

## ILLINOIS STATE 4-0

H: 2-0 | A: 2-0 | N: 0-0

|            |                 |          |
|------------|-----------------|----------|
| 11/3/1973  | Jonesboro, Ark. | W, 38-20 |
| 10/12/1974 | Normal, Ill.    | W, 38-0  |
| 11/5/1988  | Jonesboro, Ark. | W, 28-10 |
| 11/11/1989 | Normal, Ill.    | W, 21-12 |

## ILLINOIS WESLEYAN 1-1

H: 1-1 | A: 0-0 | N: 0-0

|            |                 |         |
|------------|-----------------|---------|
| 11/23/1945 | Jonesboro, Ark. | L, 6-27 |
| 11/2/1946  | Jonesboro, Ark. | W, 20-0 |

## INDIANA 0-1

H: 0-0 | A: 0-1 | N: 0-0

|            |                   |          |
|------------|-------------------|----------|
| 10/16/2010 | Bloomington, Ind. | L, 34-36 |
|------------|-------------------|----------|

## INDIANA STATE 1-1

H: 1-0 | A: 0-1 | N: 0-0

|           |                   |          |
|-----------|-------------------|----------|
| 9/29/1973 | Jonesboro, Ark.   | W, 9-3   |
| 9/18/1976 | Terre Haute, Ind. | L, 21-31 |

## IOWA 0-1

H: 0-0 | A: 0-1 | N: 0-0

|           |                 |          |
|-----------|-----------------|----------|
| 10/3/2009 | Iowa City, Iowa | L, 21-24 |
|-----------|-----------------|----------|

## JACKSON STATE 1-0

H: 0-0 | A: 1-0 | N: 0-0

|            |                |          |
|------------|----------------|----------|
| 11/28/1987 | Jackson, Miss. | W, 35-32 |
|------------|----------------|----------|

## JACKSONVILLE STATE 1-1

H: 1-1 | A: 0-0 | N: 0-0

|            |                 |          |
|------------|-----------------|----------|
| 10/28/1995 | Jonesboro, Ark. | W, 37-6  |
| 9/22/2001  | Jonesboro, Ark. | L, 28-31 |

## JAMES MADISON 0-1

H: 0-1 | A: 0-0 | N: 0-0

|           |                 |          |
|-----------|-----------------|----------|
| 10/8/2022 | Jonesboro, Ark. | L, 20-42 |
|-----------|-----------------|----------|

## KANSAS 0-1

H: 0-0 | A: 0-1 | N: 0-0

|           |                |          |
|-----------|----------------|----------|
| 10/3/1981 | Lawrence, Kan. | L, 16-17 |
|-----------|----------------|----------|

## KANSAS STATE 1-2

H: 0-0 | A: 1-2 | N: 0-0

|           |                 |          |
|-----------|-----------------|----------|
| 10/9/1948 | Manhattan, Kan. | L, 6-37  |
| 9/27/1980 | Manhattan, Kan. | L, 7-31  |
| 9/12/2020 | Manhattan, Kan. | W, 35-31 |

## LAMAR 15-10-1

H: 7-5-1 | A: 8-5 | N: 0-0

|            |                 |          |
|------------|-----------------|----------|
| 11/14/1964 | Jonesboro, Ark. | T, 7-7   |
| 10/9/1965  | Beaumont, Texas | L, 7-20  |
| 10/29/1966 | Jonesboro, Ark. | L, 0-17  |
| 10/28/1967 | Beaumont, Texas | L, 23-28 |
| 11/2/1968  | Jonesboro, Ark. | W, 48-17 |
| 11/1/1969  | Beaumont, Texas | W, 20-0  |
| 10/31/1970 | Jonesboro, Ark. | W, 69-7  |
| 11/27/1971 | Beaumont, Texas | L, 13-24 |
| 10/28/1972 | Jonesboro, Ark. | L, 24-26 |
| 10/27/1973 | Beaumont, Texas | L, 7-10  |
| 10/19/1974 | Jonesboro, Ark. | L, 6-10  |
| 10/25/1975 | Beaumont, Texas | W, 17-0  |
| 10/30/1976 | Jonesboro, Ark. | W, 31-0  |
| 10/8/1977  | Beaumont, Texas | W, 10-6  |
| 11/18/1978 | Jonesboro, Ark. | W, 6-3   |
| 10/27/1979 | Jonesboro, Ark. | L, 10-20 |
| 11/8/1980  | Beaumont, Texas | L, 22-23 |
| 11/7/1981  | Jonesboro, Ark. | W, 16-9  |
| 11/6/1982  | Beaumont, Texas | W, 20-19 |
| 11/12/1983 | Beaumont, Texas | W, 24-14 |
| 11/10/1984 | Jonesboro, Ark. | W, 37-13 |
| 11/16/1985 | Beaumont, Texas | W, 21-0  |
| 11/15/1986 | Jonesboro, Ark. | W, 56-7  |
| 11/14/1987 | Beaumont, Texas | W, 34-20 |
| 10/22/1988 | Jonesboro, Ark. | L, 17-21 |
| 10/7/1989  | Beaumont, Texas | W, 41-31 |

## LAMBUTH 3-0

H: 3-0 | A: 0-0 | N: 0-0

|            |                 |         |
|------------|-----------------|---------|
| 10/29/1926 | Jonesboro, Ark. | W, 13-0 |
| 10/20/1928 | Jonesboro, Ark. | W, 20-6 |
| 10/12/1929 | Jonesboro, Ark. | W, 22-0 |

## LEWIS 4-0

H: 3-0 | A: 1-0 | N: 0-0

|            |                  |         |
|------------|------------------|---------|
| 10/25/1952 | Jonesboro, Ark.  | W, 42-0 |
| 10/24/1953 | Romeoville, Ill. | W, 34-0 |
| 9/25/1954  | Jonesboro, Ark.  | W, 25-7 |
| 9/24/1955  | Jonesboro, Ark.  | W, 41-6 |

## LITTLE ROCK 1-2-1

H: 1-2-1 | A: 0-0 | N: 0-0

|            |                 |         |
|------------|-----------------|---------|
| 10/8/1921  | Jonesboro, Ark. | L, 0-13 |
| 11/18/1922 | Jonesboro, Ark. | L, 0-38 |
| 11/29/1928 | Jonesboro, Ark. | W, 6-0  |
| 11/2/1934  | Jonesboro, Ark. | T, 0-0  |

# ALL-TIME SERIES RESULTS



## LOUISIANA 21-29-1\*

H: 12-11-1 | A: 8-18 | N: 1-0

|            |                   |           |
|------------|-------------------|-----------|
| 10/17/1953 | Jonesboro, Ark.   | W, 13-12  |
| 10/16/1954 | Lafayette, La.    | L, 2-36   |
| 11/5/1966  | Lafayette, La.    | W, 17-14  |
| 11/4/1967  | Jonesboro, Ark.   | L, 6-7    |
| 11/9/1968  | Lafayette, La.    | L, 9-20   |
| 10/18/1969 | Little Rock, Ark. | W, 26-0   |
| 11/6/1971  | Jonesboro, Ark.   | T, 10-10  |
| 9/30/1972  | Lafayette, La.    | W, 21-18  |
| 9/15/1973  | Jonesboro, Ark.   | W, 27-13  |
| 11/30/1974 | Lafayette, La.    | W, 28-6   |
| 10/4/1975  | Jonesboro, Ark.   | W, 39-17  |
| 11/6/1976  | Lafayette, La.    | L, 14-23  |
| 11/5/1977  | Jonesboro, Ark.   | W, 17-15  |
| 11/4/1978  | Lafayette, La.    | W, 16-6   |
| 9/29/1979  | Jonesboro, Ark.   | L, 9-13   |
| 10/11/1980 | Lafayette, La.    | L, 0-3    |
| 10/10/1981 | Jonesboro, Ark.   | W, 14-3   |
| 10/9/1982  | Lafayette, La.    | W, 20-13  |
| 11/19/1988 | Lafayette, La.    | W, 38-21  |
| 11/18/1989 | Lafayette, La.    | L, 28-29  |
| 11/10/1990 | Jonesboro, Ark.   | L, 16-17  |
| 11/16/1991 | Jonesboro, Ark.   | L, 13-17  |
| 11/21/1992 | Lafayette, La.    | W, 20-7   |
| 10/16/1993 | Jonesboro, Ark.   | L, 3-19   |
| 10/8/1994  | Lafayette, La.    | L, 0-26   |
| 10/7/1995  | Jonesboro, Ark.   | L, 9-33   |
| 10/12/1996 | Lafayette, La.    | L, 31-42  |
| 10/4/1997  | Jonesboro, Ark.   | L, 38-41  |
| 10/17/1998 | Lafayette, La.    | L, 19-21  |
| 10/30/1999 | Jonesboro, Ark.   | W, 31-27  |
| 10/13/2001 | Jonesboro, Ark.   | W, 26-20  |
| 11/9/2002  | Lafayette, La.    | L, 10-13  |
| 10/23/2004 | Lafayette, La.    | L, 24-27  |
| 10/13/2005 | Jonesboro, Ark.   | W, 39-36* |
| 11/25/2006 | Lafayette, La.    | L, 13-28  |
| 10/13/2007 | Jonesboro, Ark.   | W, 52-21  |
| 10/18/2008 | Lafayette, La.    | L, 23-28  |
| 11/7/2009  | Jonesboro, Ark.   | L, 18-21  |
| 9/11/2010  | Lafayette, La.    | L, 24-31  |
| 11/12/2011 | Jonesboro, Ark.   | W, 30-21  |
| 10/23/2012 | Lafayette, La.    | W, 50-27  |
| 10/22/2013 | Jonesboro, Ark.   | L, 7-23   |
| 10/21/2014 | Lafayette, La.    | L, 40-55  |
| 10/20/2015 | Jonesboro, Ark.   | W, 37-27  |
| 11/26/2016 | Lafayette, La.    | L, 19-24  |
| 10/19/2017 | Jonesboro, Ark.   | W, 47-3   |
| 10/27/2018 | Lafayette, La.    | L, 43-47  |
| 10/17/2019 | Jonesboro, Ark.   | L, 20-37  |
| 11/7/2020  | Lafayette, La.    | L, 20-27  |
| 10/21/2021 | Jonesboro, Ark.   | L, 27-28  |
| 10/22/2022 | Lafayette, La.    | L, 18-38  |

\* win (s) later vacated due to NCAA sanctions

## LSU 0-3

H: 0-0 | A: 0-3 | N: 0-0

|            |                  |          |
|------------|------------------|----------|
| 10/12/1991 | Baton Rouge, La. | L, 14-70 |
| 9/12/1998  | Baton Rouge, La. | L, 6-42  |
| 9/11/2004  | Baton Rouge, La. | L, 3-53  |

## LOUISIANA TECH 12-26

H: 8-11 | A: 4-13 | N: 0-2

|            |                   |          |
|------------|-------------------|----------|
| 10/13/1956 | Jonesboro, Ark.   | W, 21-13 |
| 10/26/1957 | Ruston, La.       | L, 19-25 |
| 9/27/1958  | Jonesboro, Ark.   | L, 7-14  |
| 9/26/1959  | Ruston, La.       | L, 0-35  |
| 9/24/1960  | Jonesboro, Ark.   | W, 7-3   |
| 9/23/1961  | Ruston, La.       | L, 8-47  |
| 10/8/1966  | Jonesboro, Ark.   | W, 26-13 |
| 10/14/1967 | Ruston, La.       | L, 3-6   |
| 10/17/1970 | Jonesboro, Ark.   | W, 38-17 |
| 10/16/1971 | Jonesboro, Ark.   | L, 27-28 |
| 10/14/1972 | Little Rock, Ark. | L, 17-38 |
| 10/13/1973 | Ruston, La.       | L, 7-23  |
| 9/28/1974  | Jonesboro, Ark.   | L, 7-20  |
| 11/29/1975 | Ruston, La.       | W, 30-13 |
| 9/25/1976  | Jonesboro, Ark.   | L, 13-27 |
| 10/15/1977 | Jonesboro, Ark.   | L, 7-20  |
| 11/11/1978 | Ruston, La.       | L, 10-24 |
| 10/13/1979 | Ruston, La.       | W, 14-7  |
| 11/1/1980  | Jonesboro, Ark.   | L, 0-28  |
| 11/14/1981 | Ruston, La.       | L, 0-32  |
| 10/30/1982 | Jonesboro, Ark.   | L, 14-24 |
| 10/15/1983 | Jonesboro, Ark.   | W, 21-7  |
| 10/13/1984 | Ruston, La.       | L, 10-20 |
| 10/19/1985 | Jonesboro, Ark.   | W, 31-13 |
| 10/18/1986 | Ruston, La.       | W, 20-17 |
| 10/17/1987 | Jonesboro, Ark.   | W, 37-3  |
| 10/29/1988 | Ruston, La.       | W, 31-22 |
| 10/21/1989 | Jonesboro, Ark.   | L, 37-40 |
| 9/22/1990  | Ruston, La.       | L, 7-40  |
| 9/28/1991  | Jonesboro, Ark.   | L, 10-42 |
| 10/31/1992 | Ruston, La.       | L, 0-23  |
| 10/2/1993  | Ruston, La.       | L, 3-17  |
| 11/19/1994 | Jonesboro, Ark.   | L, 14-20 |
| 9/23/1995  | Ruston, La.       | L, 25-28 |
| 11/9/1996  | Jonesboro, Ark.   | W, 55-38 |
| 10/18/1997 | Ruston, La.       | L, 14-42 |
| 11/7/1998  | Jonesboro, Ark.   | L, 21-69 |
| 12/19/2015 | New Orleans, La.  | L, 28-47 |

## LOUISVILLE 0-2

H: 0-1 | A: 0-1 | N: 0-0

|            |                 |          |
|------------|-----------------|----------|
| 10/31/2009 | Louisville, Ky. | L, 13-21 |
| 10/2/2010  | Jonesboro, Ark. | L, 24-34 |



# ALL-TIME SERIES RESULTS

RESULTS

## LYON COLLEGE (ARK.) 7-7-2

H: 7-6-2 | A: 0-1 | N: 0-0

|            |                  |          |
|------------|------------------|----------|
| 9/1/1913   | Jonesboro, Ark.  | W, 69-0  |
| 10/25/1914 | Jonesboro, Ark.  | W, 6-0   |
| 10/13/1916 | Jonesboro, Ark.  | W, 6-0   |
| 11/29/1917 | Jonesboro, Ark.  | W, 20-0  |
| 10/18/1920 | Jonesboro, Ark.  | L, 12-19 |
| 9/30/1921  | Jonesboro, Ark.  | W, 14-7  |
| 9/30/1922  | Jonesboro, Ark.  | L, 0-51  |
| 11/9/1923  | Jonesboro, Ark.  | L, 0-46  |
| 11/18/1924 | Jonesboro, Ark.  | L, 0-7   |
| 11/5/1925  | Jonesboro, Ark.  | T, 0-0   |
| 11/25/1926 | Jonesboro, Ark.  | W, 14-7  |
| 11/9/1928  | Jonesboro, Ark.  | T, 6-6   |
| 11/8/1929  | Jonesboro, Ark.  | L, 13-54 |
| 11/27/1930 | Jonesboro, Ark.  | L, 0-27  |
| 12/1/1933  | Jonesboro, Ark.  | W, 3-0   |
| 11/30/1934 | Batesville, Ark. | L, 0-12  |

## MAYFIELD COLLEGE 2-0

H: 2-0 | A: 0-0 | N: 0-0

|            |           |         |
|------------|-----------|---------|
| 9/17/1924  | Jonesboro | W, 12-0 |
| 11/24/1927 | Jonesboro | W, 13-7 |

## MCNEESE 8-8-1

H: 4-4-1 | A: 4-4 | N: 0-0

|            |                   |          |
|------------|-------------------|----------|
| 9/9/1972   | Jonesboro, Ark.   | L, 17-27 |
| 11/17/1973 | Lake Charles, La. | W, 26-23 |
| 11/23/1974 | Jonesboro, Ark.   | W, 22-20 |
| 9/20/1975  | Lake Charles, La. | W, 24-7  |
| 10/23/1976 | Jonesboro, Ark.   | L, 21-24 |
| 10/22/1977 | Lake Charles, La. | L, 14-17 |
| 10/21/1978 | Jonesboro, Ark.   | W, 6-3   |
| 10/20/1979 | Lake Charles, La. | L, 7-10  |
| 10/25/1980 | Jonesboro, Ark.   | L, 28-36 |
| 10/24/1981 | Lake Charles, La. | L, 7-21  |
| 10/23/1982 | Jonesboro, Ark.   | L, 10-21 |
| 10/22/1983 | Lake Charles, La. | W, 24-14 |
| 10/20/1984 | Jonesboro, Ark.   | T, 16-16 |
| 9/28/1985  | Lake Charles, La. | L, 13-15 |
| 10/25/1986 | Jonesboro, Ark.   | W, 23-14 |
| 10/3/1987  | Lake Charles, La. | W, 17-0  |
| 10/14/1989 | Jonesboro, Ark.   | W, 21-16 |

## MEMPHIS 23-31-5\*

H: 11-7-1 | A: 12-24-4 | N: 0-0

|            |                 |         |
|------------|-----------------|---------|
| 10/27/1914 | Jonesboro, Ark. | W, 18-6 |
| 10/8/1915  | Memphis, Tenn.  | W, 41-0 |
| 11/30/1916 | Memphis, Tenn.  | W, 27-0 |
| 10/19/1917 | Memphis, Tenn.  | W, 19-0 |
| 10/17/1919 | Memphis, Tenn.  | W, 6-0  |
| 10/11/1920 | Jonesboro, Ark. | W, 13-0 |
| 11/11/1921 | Jonesboro, Ark. | W, 19-0 |
| 11/24/1922 | Memphis, Tenn.  | L, 0-68 |

|            |                 |           |
|------------|-----------------|-----------|
| 10/27/1923 | Jonesboro, Ark. | L, 0-6    |
| 10/9/1925  | Jonesboro, Ark. | W, 19-0   |
| 10/9/1926  | Memphis, Tenn.  | W, 7-0    |
| 11/5/1927  | Jonesboro, Ark. | W, 9-6    |
| 11/3/1928  | Memphis, Tenn.  | L, 14-19  |
| 11/1/1929  | Jonesboro, Ark. | L, 0-6    |
| 11/1/1930  | Memphis, Tenn.  | W, 13-6   |
| 10/30/1931 | Jonesboro, Ark. | W, 14-6   |
| 11/2/1932  | Jonesboro, Ark. | W, 12-6   |
| 11/24/1933 | Jonesboro, Ark. | T, 0-0    |
| 10/13/1934 | Memphis, Tenn.  | L, 0-18   |
| 10/4/1935  | Jonesboro, Ark. | W, 18-0   |
| 10/1/1938  | Jonesboro, Ark. | L, 2-38   |
| 9/29/1939  | Memphis, Tenn.  | W, 7-6    |
| 11/17/1947 | Memphis, Tenn.  | T, 19-19  |
| 11/19/1948 | Memphis, Tenn.  | L, 13-34  |
| 11/12/1949 | Jonesboro, Ark. | L, 7-61   |
| 11/12/1950 | Memphis, Tenn.  | L, 7-60   |
| 11/7/1953  | Memphis, Tenn.  | W, 20-0   |
| 10/30/1954 | Memphis, Tenn.  | L, 7-26   |
| 10/29/1955 | Memphis, Tenn.  | W, 21-20  |
| 11/3/1956  | Memphis, Tenn.  | L, 0-34   |
| 11/9/1957  | Memphis, Tenn.  | L, 0-34   |
| 9/27/1975  | Memphis, Tenn.  | W, 29-10  |
| 10/4/1980  | Memphis, Tenn.  | L, 3-24   |
| 11/27/1982 | Memphis, Tenn.  | L, 0-12   |
| 11/19/1983 | Memphis, Tenn.  | T, 14-14  |
| 9/1/1984   | Memphis, Tenn.  | L, 2-17   |
| 9/13/1986  | Memphis, Tenn.  | W, 30-10  |
| 10/31/1987 | Memphis, Tenn.  | T, 21-21  |
| 9/10/1988  | Memphis, Tenn.  | L, 7-9    |
| 9/9/1989   | Memphis, Tenn.  | W, 17-13  |
| 9/1/1990   | Memphis, Tenn.  | T, 24-24  |
| 9/21/1991  | Memphis, Tenn.  | L, 21-31  |
| 10/17/1992 | Memphis, Tenn.  | L, 7-37   |
| 10/9/1993  | Memphis, Tenn.  | L, 3-45   |
| 10/15/1994 | Memphis, Tenn.  | L, 6-15   |
| 10/11/1997 | Memphis, Tenn.  | L, 9-38   |
| 10/31/1998 | Memphis, Tenn.  | L, 19-35  |
| 9/18/1999  | Memphis, Tenn.  | L, 26-31  |
| 9/16/2000  | Jonesboro, Ark. | L, 17-19  |
| 9/27/2003  | Memphis, Tenn.  | L, 16-38  |
| 9/18/2004  | Jonesboro, Ark. | L, 35-47  |
| 10/14/2006 | Memphis, Tenn.  | W, 26-23* |
| 9/27/2007  | Jonesboro, Ark. | W, 35-31  |
| 9/27/2008  | Memphis, Tenn.  | L, 17-29  |
| 9/10/2011  | Jonesboro, Ark. | W, 47-3   |
| 9/8/2012   | Jonesboro, Ark. | W, 33-28  |
| 9/21/2013  | Memphis, Tenn.  | L, 7-31   |
| 9/5/2020   | Memphis, Tenn.  | L, 24-37  |
| 9/11/2021  | Jonesboro, Ark. | L, 50-55  |
| 9/17/2022  | Memphis, Tenn.  | L, 32-44  |

\* win (s) later vacated due to NCAA sanctions



# ALL-TIME SERIES RESULTS

## MEMPHIS ALL-STARS 1-0

|                          |                 |         |
|--------------------------|-----------------|---------|
| H: 1-0   A: 0-0   N: 0-0 |                 |         |
| 1913                     | Jonesboro, Ark. | W, 67-0 |

## MEMPHIS NAVY 2-1

|                          |                 |          |
|--------------------------|-----------------|----------|
| H: 1-1   A: 1-0   N: 0-0 |                 |          |
| 10/1/1949                | Jonesboro, Ark. | L, 14-20 |
| 9/15/1951                | Jonesboro, Ark. | W, 34-0  |
| 9/13/1952                | Memphis, Tenn.  | W, 39-0  |

## MEMPHIS UNIVERSITY SCHOOL 1-0

|                          |                 |         |
|--------------------------|-----------------|---------|
| H: 1-0   A: 0-0   N: 0-0 |                 |         |
| 1913                     | Jonesboro, Ark. | W, 21-0 |

## MIAMI (FLA.) 0-2

|                          |                     |          |
|--------------------------|---------------------|----------|
| H: 0-0   A: 0-2   N: 0-0 |                     |          |
| 11/1/1997                | Miami, Fla.         | L, 10-42 |
| 9/13/2014                | Miami Gardens, Fla. | L, 20-41 |

## MIDDLE TENNESSEE 5-10

|                          |                     |          |
|--------------------------|---------------------|----------|
| H: 4-3   A: 1-6   N: 0-0 |                     |          |
| 10/16/1948               | Murfreesboro, Tenn. | L, 7-14  |
| 10/15/1949               | Jonesboro, Ark.     | L, 14-25 |
| 11/3/2001                | Murfreesboro, Tenn. | L, 6-54  |
| 10/5/2002                | Jonesboro, Ark.     | W, 13-7  |
| 11/20/2003               | Jonesboro, Ark.     | L, 14-24 |
| 10/9/2004                | Murfreesboro, Tenn. | L, 17-45 |
| 11/5/2005                | Murfreesboro, Tenn. | L, 7-45  |
| 11/11/2006               | Jonesboro, Ark.     | L, 10-38 |
| 10/20/2007               | Murfreesboro, Tenn. | L, 7-24  |
| 9/20/2008                | Jonesboro, Ark.     | W, 31-14 |
| 11/21/2009               | Murfreesboro, Tenn. | L, 14-38 |
| 11/2/2010                | Jonesboro, Ark.     | W, 51-24 |
| 11/19/2011               | Murfreesboro, Tenn. | W, 45-19 |
| 12/1/2012                | Jonesboro, Ark.     | W, 45-0  |
| 12/16/2017               | Montgomery, Ala.    | L, 30-35 |

## MINNESOTA 0-2

|                          |                    |          |
|--------------------------|--------------------|----------|
| H: 0-0   A: 0-0   N: 0-0 |                    |          |
| 9/30/1995                | Minneapolis, Minn. | L, 7-55  |
| 9/5/1998                 | Minneapolis, Minn. | L, 14-17 |

## MISSISSIPPI COLLEGE 4-1

|                          |                 |          |
|--------------------------|-----------------|----------|
| H: 4-1   A: 0-0   N: 0-0 |                 |          |
| 9/25/1948                | Jonesboro, Ark. | W, 12-0  |
| 9/24/1949                | Jonesboro, Ark. | L, 7-18  |
| 10/13/1962               | Jonesboro, Ark. | W, 20-0  |
| 9/16/1985                | Jonesboro, Ark. | W, 41-13 |
| 9/12/1987                | Jonesboro, Ark. | W, 35-0  |

## MISSISSIPPI DELTA JC 0-1-1

|                            |                 |         |
|----------------------------|-----------------|---------|
| H: 0-1-1   A: 0-0   N: 0-0 |                 |         |
| 10/4/1940                  | Jonesboro, Ark. | T, 7-7  |
| 10/3/1941                  | Jonesboro, Ark. | L, 0-68 |

## MISSISSIPPI STATE 0-16-1

|                             |                   |          |
|-----------------------------|-------------------|----------|
| H: 0-0   A: 0-16-1   N: 0-0 |                   |          |
| 10/18/1945                  | Starkville, Miss. | L, 0-43  |
| 9/23/1950                   | Starkville, Miss. | L, 0-67  |
| 9/22/1951                   | Starkville, Miss. | L, 0-32  |
| 10/4/1952                   | Starkville, Miss. | L, 14-41 |
| 10/2/1954                   | Starkville, Miss. | L, 13-46 |
| 10/20/1956                  | Starkville, Miss. | L, 9-19  |
| 10/12/1957                  | Starkville, Miss. | L, 13-47 |
| 10/18/1958                  | Starkville, Miss. | L, 0-38  |
| 10/10/1959                  | Starkville, Miss. | L, 14-49 |
| 10/8/1960                   | Starkville, Miss. | L, 9-29  |
| 10/14/1961                  | Starkville, Miss. | L, 0-38  |
| 9/11/1982                   | Starkville, Miss. | L, 10-31 |
| 9/7/1985                    | Starkville, Miss. | L, 14-22 |
| 10/11/1986                  | Starkville, Miss. | L, 9-24  |
| 10/24/1992                  | Starkville, Miss. | L, 6-56  |
| 10/23/1993                  | Starkville, Miss. | T, 15-15 |
| 10/1/1994                   | Starkville, Miss. | L, 3-49  |

## MISSISSIPPI VALLEY 2-0

|                          |                 |         |
|--------------------------|-----------------|---------|
| H: 2-0   A: 0-0   N: 0-0 |                 |         |
| 11/18/1995               | Jonesboro, Ark. | W, 55-3 |
| 9/5/2009                 | Jonesboro, Ark. | W, 61-0 |

## MISSOURI 0-4

|                          |                  |          |
|--------------------------|------------------|----------|
| H: 0-1   A: 0-2   N: 0-1 |                  |          |
| 9/4/2004                 | Columbia, Mo.    | L, 20-52 |
| 9/3/2005                 | Kansas City, Mo. | L, 17-44 |
| 9/28/2013                | Columbia, Mo.    | L, 19-41 |
| 9/12/2015                | Jonesboro, Ark.  | L, 20-27 |

## MISSOURI S&T 0-3

|                          |                 |          |
|--------------------------|-----------------|----------|
| H: 0-3   A: 0-0   N: 0-0 |                 |          |
| 10/7/1939                | Jonesboro, Ark. | L, 6-39  |
| 9/28/1940                | Jonesboro, Ark. | L, 12-44 |
| 9/20/1941                | Jonesboro, Ark. | L, 0-46  |

## MISSOURI STATE 3-1

|                          |                 |          |
|--------------------------|-----------------|----------|
| H: 3-1   A: 0-0   N: 0-0 |                 |          |
| 10/26/1991               | Jonesboro, Ark. | L, 20-37 |
| 11/8/1997                | Jonesboro, Ark. | W, 35-27 |
| 9/19/1998                | Jonesboro, Ark. | W, 28-24 |
| 9/19/2015                | Jonesboro, Ark. | W, 70-7  |

## MISSOURI VALLEY 2-0

|                          |                 |          |
|--------------------------|-----------------|----------|
| H: 1-0   A: 1-0   N: 0-0 |                 |          |
| 11/18/1949               | Jonesboro, Ark. | W, 7-6   |
| 11/5/1950                | Marshall, Mo.   | W, 21-20 |



# ALL-TIME SERIES RESULTS

RESULTS

## MONTANA STATE 1-3

H: 1-1 | A: 0-2 | N: 0-0

|            |                 |          |
|------------|-----------------|----------|
| 10/22/1960 | Bozeman, Mont.  | L, 6-27  |
| 10/7/1961  | Jonesboro, Ark. | L, 6-9   |
| 12/1/1984  | Bozeman, Mont.  | L, 14-31 |
| 8/30/2014  | Jonesboro, Ark. | W, 37-10 |

## MOUNTAIN HOME COLLEGE 1-0

H: 1-0 | A: 0-0 | N: 0-0

|           |                 |         |
|-----------|-----------------|---------|
| 9/28/1928 | Jonesboro, Ark. | W, 59-0 |
|-----------|-----------------|---------|

## MURRAY STATE 9-3

H: 4-2 | A: 5-1 | N: 0-0

|            |                 |          |
|------------|-----------------|----------|
| 10/15/1955 | Jonesboro, Ark. | L, 6-13  |
| 10/27/1956 | Murray, Ky.     | W, 28-27 |
| 11/2/1957  | Jonesboro, Ark. | W, 27-20 |
| 11/1/1958  | Murray, Ky.     | W, 20-14 |
| 10/31/1959 | Jonesboro, Ark. | W, 36-18 |
| 10/29/1960 | Murray, Ky.     | W, 27-14 |
| 10/28/1961 | Jonesboro, Ark. | W, 22-14 |
| 10/27/1962 | Murray, Ky.     | L, 9-14  |
| 11/2/1963  | Jonesboro, Ark. | L, 33-34 |
| 10/31/1964 | Murray, Ky.     | W, 17-8  |
| 10/30/1965 | Jonesboro, Ark. | W, 27-13 |
| 10/15/1966 | Murray, Ky.     | W, 44-0  |

## NAVY 0-1

H: 0-0 | A: 0-1 | N: 0-0

|            |                |          |
|------------|----------------|----------|
| 11/20/2010 | Annapolis, Md. | L, 19-35 |
|------------|----------------|----------|

## NEBRASKA 0-3

H: 0-0 | A: 0-3 | N: 0-0

|           |               |          |
|-----------|---------------|----------|
| 9/12/2009 | Lincoln, Neb. | L, 9-38  |
| 9/15/2012 | Lincoln, Neb. | L, 13-42 |
| 9/2/2017  | Lincoln, Neb. | L, 36-43 |

## NEBRASKA-KEARNEY 1-0

H: 1-0 | A: 0-0 | N: 0-0

|            |                 |         |
|------------|-----------------|---------|
| 11/21/1953 | Jonesboro, Ark. | W, 32-0 |
|------------|-----------------|---------|

## NEVADA 2-4

H: 2-0 | A: 0-3 | N: 0-1

|            |                 |                        |
|------------|-----------------|------------------------|
| 12/6/1985  | Reno, Nev.      | L, 23-24               |
| 11/20/1993 | Jonesboro, Ark. | W, 23-21               |
| 9/10/1994  | Reno, Nev.      | L, 0-18                |
| 11/16/1996 | Reno, Nev.      | L, 14-66               |
| 11/13/1999 | Jonesboro, Ark. | W, 44-28               |
| 12/29/2018 | Tucson, Ariz.   | L, 13-16 <sup>OT</sup> |

## NEW MEXICO STATE 6-6

H: 3-3 | A: 3-3 | N: 0-0

|            |                  |                        |
|------------|------------------|------------------------|
| 9/11/1993  | Jonesboro, Ark.  | L, 19-22               |
| 9/24/1994  | Las Cruces, N.M. | L, 17-24               |
| 10/25/1997 | Las Cruces, N.M. | L, 20-34               |
| 10/3/1998  | Jonesboro, Ark.  | W, 34-31 <sup>OT</sup> |
| 10/21/2000 | Jonesboro, Ark.  | L, 29-35 <sup>OT</sup> |
| 11/10/2001 | Las Cruces, N.M. | L, 17-28               |
| 10/26/2002 | Jonesboro, Ark.  | L, 21-26               |
| 11/1/2003  | Las Cruces, N.M. | W, 28-24               |
| 11/29/2014 | Jonesboro, Ark.  | W, 68-35               |
| 11/28/2015 | Las Cruces, N.M. | W, 52-28               |
| 11/12/2016 | Jonesboro, Ark.  | W, 41-22               |
| 10/28/2017 | Las Cruces, N.M. | W, 37-21               |

## NICHOLLS 0-1

H: 0-1 | A: 0-0 | N: 0-0

|            |                 |          |
|------------|-----------------|----------|
| 11/22/2001 | Jonesboro, Ark. | L, 22-28 |
|------------|-----------------|----------|

## NORTH ALABAMA 12-4-1

H: 6-2-1 | A: 6-2 | N: 0-0

|            |                 |          |
|------------|-----------------|----------|
| 10/15/1950 | Jonesboro, Ark. | W, 27-0  |
| 10/13/1951 | Jonesboro, Ark. | W, 35-13 |
| 10/11/1952 | Florence, Ala.  | W, 28-7  |
| 10/10/1953 | Jonesboro, Ark. | T, 13-13 |
| 10/9/1954  | Florence, Ala.  | L, 7-26  |
| 10/8/1955  | Jonesboro, Ark. | L, 7-12  |
| 10/6/1956  | Florence, Ala.  | W, 39-13 |
| 10/5/1957  | Jonesboro, Ark. | W, 15-13 |
| 10/4/1958  | Florence, Ala.  | L, 0-19  |
| 10/3/1959  | Jonesboro, Ark. | L, 14-16 |
| 10/1/1960  | Florence, Ala.  | W, 19-0  |
| 9/30/1961  | Jonesboro, Ark. | W, 14-6  |
| 9/29/1962  | Florence, Ala.  | W, 23-14 |
| 9/28/1963  | Jonesboro, Ark. | W, 14-12 |
| 9/26/1964  | Florence, Ala.  | W, 10-7  |
| 9/25/1965  | Jonesboro, Ark. | W, 33-12 |
| 9/24/1966  | Florence, Ala.  | W, 27-7  |

## NC STATE 0-1

H: 0-0 | A: 0-1 | N: 0-1

|          |               |                         |
|----------|---------------|-------------------------|
| 9/2/2000 | Raleigh, N.C. | L, 31-38 <sup>2OT</sup> |
|----------|---------------|-------------------------|

## NORTH DAKOTA 1-0

H: 1-0 | A: 0-0 | N: 0-0

|           |                 |          |
|-----------|-----------------|----------|
| 11/7/1970 | Jonesboro, Ark. | W, 23-18 |
|-----------|-----------------|----------|

## NORTH DAKOTA STATE 0-1

H: 0-0 | A: 0-0 | N: 0-1

|            |                |          |
|------------|----------------|----------|
| 12/14/1968 | Florence, Ala. | L, 14-23 |
|------------|----------------|----------|





# ALL-TIME SERIES RESULTS

## NORTH TEXAS 14-8\*

H: 8-3 | A: 6-4 | N: 0-1

|            |                   |           |
|------------|-------------------|-----------|
| 10/8/1983  | Little Rock, Ark. | L, 0-17   |
| 10/6/1984  | Jonesboro, Ark.   | W, 14-9   |
| 10/12/1985 | Jonesboro, Ark.   | W, 56-0   |
| 11/8/1986  | Denton, Texas     | W, 43-21  |
| 11/7/1987  | Denton, Texas     | W, 27-20  |
| 9/17/1988  | Denton, Texas     | L, 21-49  |
| 9/23/1989  | Jonesboro, Ark.   | L, 17-20  |
| 11/2/1990  | Denton, Texas     | L, 26-35  |
| 10/23/1999 | Denton, Texas     | W, 14-10  |
| 11/11/2000 | Jonesboro, Ark.   | W, 53-28  |
| 10/20/2001 | Denton, Texas     | L, 0-45   |
| 10/19/2002 | Jonesboro, Ark.   | L, 10-13  |
| 11/15/2003 | Denton, Texas     | L, 14-58  |
| 11/18/2004 | Jonesboro, Ark.   | L, 7-31   |
| 11/26/2005 | Denton, Texas     | W, 31-24  |
| 10/21/2006 | Jonesboro, Ark.   | W, 29-10* |
| 11/15/2007 | Jonesboro, Ark.   | W, 31-27  |
| 11/29/2008 | Denton, Texas     | W, 33-28  |
| 11/28/2009 | Jonesboro, Ark.   | W, 30-26  |
| 10/9/2010  | Denton, Texas     | W, 24-19  |
| 10/29/2011 | Jonesboro, Ark.   | W, 37-14  |
| 11/3/2012  | Denton, Texas     | W, 37-19  |

\* win (s) later vacated due to NCAA sanctions

## NORTHERN ILLINOIS 1-7

H: 0-3 | A: 1-3 | N: 0-1

|            |                 |          |
|------------|-----------------|----------|
| 10/13/1990 | DeKalb, Ill.    | L, 0-35  |
| 9/14/1991  | DeKalb, Ill.    | L, 21-22 |
| 9/19/1992  | Jonesboro, Ark. | L, 0-31  |
| 9/18/1993  | DeKalb, Ill.    | L, 7-23  |
| 11/5/1994  | Jonesboro, Ark. | L, 16-38 |
| 11/11/1995 | DeKalb, Ill.    | W, 28-21 |
| 9/21/1996  | Jonesboro, Ark. | L, 30-31 |
| 1/8/2012   | Mobile, Ala.    | L, 20-38 |

## NORTHERN IOWA 0-1

H: 0-0 | A: 0-1 | N: 0-0

|           |                   |          |
|-----------|-------------------|----------|
| 12/5/1987 | Cedar Falls, Iowa | L, 28-49 |
|-----------|-------------------|----------|

## NORTHWESTERN STATE 5-5

H: 4-4 | A: 1-1 | N: 0-0

|            |                   |          |
|------------|-------------------|----------|
| 11/13/1948 | Jonesboro, Ark.   | L, 6-41  |
| 10/2/1976  | Jonesboro, Ark.   | W, 44-24 |
| 9/17/1977  | Natchitoches, La. | L, 7-30  |
| 10/7/1978  | Jonesboro, Ark.   | W, 23-14 |
| 8/31/1985  | Natchitoches, La. | W, 12-10 |
| 9/6/1986   | Jonesboro, Ark.   | W, 21-0  |
| 9/5/1987   | Jonesboro, Ark.   | L, 20-23 |
| 10/6/1990  | Jonesboro, Ark.   | W, 16-8  |
| 9/7/1991   | Jonesboro, Ark.   | L, 3-28  |
| 10/3/1992  | Jonesboro, Ark.   | L, 18-24 |

## NORTHWEST MISSISSIPPI JC 2-0-1

H: 2-0-1 | A: 0-0 | N: 0-0

|           |                 |         |
|-----------|-----------------|---------|
| 9/24/1932 | Jonesboro, Ark. | W, 60-0 |
| 9/23/1939 | Jonesboro, Ark. | W, 13-0 |
| 9/20/1940 | Jonesboro, Ark. | T, 6-6  |

## OHIO NORTHERN 1-0

H: 1-0 | A: 0-0 | N: 0-0

|           |                 |         |
|-----------|-----------------|---------|
| 9/20/1952 | Jonesboro, Ark. | W, 47-0 |
|-----------|-----------------|---------|

## OHIO STATE 0-1

H: 0-0 | A: 0-1 | N: 0-0

|           |                |          |
|-----------|----------------|----------|
| 9/10/2022 | Columbus, Ohio | L, 12-45 |
|-----------|----------------|----------|

## OKLAHOMA 0-2

H: 0-0 | A: 0-2 | N: 0-0

|           |               |         |
|-----------|---------------|---------|
| 9/12/1992 | Norman, Okla. | L, 0-61 |
| 9/9/2000  | Norman, Okla. | L, 7-45 |

## OKLAHOMA STATE 0-2

H: 0-0 | A: 0-1 | N: 0-1

|           |                   |          |
|-----------|-------------------|----------|
| 9/17/2005 | Stillwater, Okla. | L, 10-20 |
| 9/9/2006  | Little Rock, Ark. | L, 7-35  |

## OLD DOMINION 0-1

H: 0-0 | A: 0-1 | N: 0-0

|           |              |          |
|-----------|--------------|----------|
| 9/24/2022 | Norfolk, Va. | L, 26-29 |
|-----------|--------------|----------|

## OLE MISS 1-20-2

H: 0-1-1 | A: 1-19-1 | N: 0-0

|            |                 |          |
|------------|-----------------|----------|
| 10/3/1914  | Oxford, Miss.   | L, 0-20  |
| 10/1/1915  | Oxford, Miss.   | W, 10-0  |
| 10/7/1916  | Oxford, Miss.   | L, 0-20  |
| 10/6/1917  | Jonesboro, Ark. | T, 0-0   |
| 10/4/1919  | Oxford, Miss.   | L, 0-32  |
| 10/2/1920  | Oxford, Miss.   | L, 0-33  |
| 10/4/1924  | Oxford, Miss.   | L, 7-10  |
| 9/26/1925  | Oxford, Miss.   | L, 0-53  |
| 9/25/1926  | Oxford, Miss.   | L, 0-28  |
| 9/21/1985  | Oxford, Miss.   | L, 16-18 |
| 9/20/1986  | Oxford, Miss.   | T, 10-10 |
| 9/19/1987  | Oxford, Miss.   | L, 10-47 |
| 10/15/1988 | Oxford, Miss.   | L, 22-25 |
| 9/16/1989  | Oxford, Miss.   | L, 31-34 |
| 10/20/1990 | Oxford, Miss.   | L, 13-42 |
| 10/28/1996 | Oxford, Miss.   | L, 21-38 |
| 10/24/1998 | Oxford, Miss.   | L, 17-30 |
| 9/11/1999  | Oxford, Miss.   | L, 14-38 |
| 10/7/2000  | Oxford, Miss.   | L, 10-35 |
| 10/6/2001  | Jonesboro, Ark. | L, 17-35 |
| 10/12/2002 | Oxford, Miss.   | L, 17-52 |
| 10/11/2003 | Oxford, Miss.   | L, 0-55  |
| 10/2/2004  | Oxford, Miss.   | L, 21-28 |

RESULTS



# ALL-TIME SERIES RESULTS

RESULTS

## OREGON 0-1

H: 0-0 | A: 0-1 | N: 0-0

9/1/2012 Eugene, Ore. L, 34-57

## OUACHITA BAPTIST 3-7

H: 2-7 | A: 1-0 | N: 0-0

11/5/1915 Jonesboro, Ark. L, 7-13  
 11/20/1916 Jonesboro, Ark. L, 7-12  
 11/16/1917 Jonesboro, Ark. L, 0-40  
 10/25/1919 Jonesboro, Ark. W, 14-13  
 11/13/1920 Jonesboro, Ark. L, 0-27  
 10/15/1927 Jonesboro, Ark. L, 0-26  
 11/18/1932 Jonesboro, Ark. L, 0-13  
 11/17/1933 Jonesboro, Ark. L, 6-34  
 10/8/1949 Jonesboro, Ark. W, 14-0  
 10/1/1950 Arkadelphia, Ark. W, 20-0

## PACIFIC 0-2

H: 0-1 | A: 0-1 | N: 0-0

11/13/1993 Forest Grove, Ore. L, 6-20  
 10/22/1994 Jonesboro, Ark. L, 16-30

## PARAGOULD BUSINESS COLLEGE 1-0

H: 1-0 | A: 0-0 | N: 0-0

1915 Jonesboro, Ark. W, 26-0

## PARAGOULD (ARK.) HS 3-1

H: 3-1 | A: 0-0 | N: 0-0

1911 Jonesboro, Ark. L, 6-11  
 1911 Jonesboro, Ark. W, 6-0  
 1912 Jonesboro, Ark. W, 7-0  
 1912 Jonesboro, Ark. W, 20-0

## PENSACOLA NAVY 1-0

H: 1-0 | A: 0-0 | N: 0-0

11/8/1947 Jonesboro, Ark. W, 7-6

## PITTSBURG STATE 2-1

H: 1-1 | A: 1-0 | N: 0-0

11/11/1951 Jonesboro, Ark. W, 35-0  
 11/8/1952 Pittsburg, Kan. W, 26-7  
 11/4/1989 Jonesboro, Ark. L, 13-34

## RICHMOND 1-2

H: 0-2 | A: 1-0 | N: 0-0

10/6/1979 Richmond, Va. W, 24-3  
 9/19/1981 Jonesboro, Ark. L, 20-24  
 9/30/2000 Jonesboro, Ark. L, 27-30

## SAINT LOUIS 0-2

H: 0-2 | A: 0-0 | N: 0-0

10/6/1923 Jonesboro, Ark. L, 0-39  
 10/25/1935 Jonesboro, Ark. L, 7-46

## SAM HOUSTON 2-0

H: 2-0 | A: 0-0 | N: 0-0

11/29/1986 Jonesboro, Ark. W, 48-7  
 10/2/1999 Jonesboro, Ark. W, 45-20

## SAN DIEGO STATE 0-1

H: 0-0 | A: 0-1 | N: 0-0

9/12/1976 San Diego, Calif. L, 14-24

## SAN JOSE STATE 1-1

H: 1-0 | A: 0-0 | N: 0-1

11/4/1995 Jonesboro, Ark. W, 21-7  
 8/31/2002 Little Rock, Ark. L, 14-33

## ST. MARY (KAN.) 2-0

H: 2-0 | A: 0-0 | N: 0-0

10/6/1962 Jonesboro, Ark. W, 34-14  
 10/5/1963 Jonesboro, Ark. W, 68-7

## SOUTH ALABAMA 6-5

H: 4-2 | A: 2-3 | N: 0-0

10/13/2012 Jonesboro, Ark. W, 36-29  
 11/2/2013 Mobile, Ala. W, 17-16  
 11/8/2014 Jonesboro, Ark. W, 45-10  
 10/13/2015 Mobile, Ala. W, 49-31  
 10/15/2016 Jonesboro, Ark. W, 17-7  
 11/11/2017 Mobile, Ala. L, 19-24  
 11/3/2018 Jonesboro, Ark. W, 38-14  
 11/29/2019 Mobile, Ala. L, 30-34  
 11/28/2020 Jonesboro, Ark. L, 31-38  
 10/30/2021 Mobile, Ala. L, 13-31  
 10/29/2022 Jonesboro, Ark. L, 3-31

## SOUTH DAKOTA 2-0

H: 1-0 | A: 1-0 | N: 0-0

9/16/1961 Vermillion, S.D. W, 21-9  
 11/17/1962 Jonesboro, Ark. W, 18-0

## SOUTH DAKOTA STATE 1-1

H: 0-1 | A: 1-0 | N: 0-0

9/22/1962 Brookings, S.D. W, 9-7  
 11/16/1963 Jonesboro, Ark. L, 14-17

# ALL-TIME SERIES RESULTS



## SOUTHEAST MISSOURI 5-8-1

H: 5-6-1 | A: 0-2 | N: 0-0

|            |                     |          |
|------------|---------------------|----------|
| 11/10/1916 | Jonesboro, Ark.     | W, 13-0  |
| 10/26/1917 | Jonesboro, Ark.     | L, 0-14  |
| 11/24/1921 | Jonesboro, Ark.     | T, 0-0   |
| 11/30/1922 | Jonesboro, Ark.     | L, 0-51  |
| 11/29/1923 | Jonesboro, Ark.     | L, 0-6   |
| 11/27/1924 | Jonesboro, Ark.     | L, 0-13  |
| 11/27/1928 | Jonesboro, Ark.     | L, 0-12  |
| 11/16/1929 | Jonesboro, Ark.     | L, 0-25  |
| 9/26/1941  | Cape Girardeau, Mo. | L, 0-44  |
| 9/27/1946  | Cape Girardeau, Mo. | L, 0-8   |
| 9/27/1947  | Jonesboro, Ark.     | W, 25-0  |
| 10/19/1996 | Jonesboro, Ark.     | W, 38-9  |
| 9/13/2003  | Jonesboro, Ark.     | W, 21-3  |
| 9/1/2018   | Jonesboro, Ark.     | W, 48-21 |

## SOUTHEASTERN LOUISIANA 3-1

H: 1-1 | A: 1-0 | N: 1-0

|            |                 |          |
|------------|-----------------|----------|
| 10/23/1954 | Jonesboro, Ark. | L, 0-51  |
| 10/22/1955 | Hammond, La.    | W, 21-12 |
| 10/12/1968 | Jonesboro, Ark. | W, 17-7  |
| 9/26/1970  | Memphis, Tenn.  | W, 12-3  |

## SOUTHEASTERN OKLAHOMA 1-0

H: 1-0 | A: 0-0 | N: 0-0

|            |                 |         |
|------------|-----------------|---------|
| 10/19/1957 | Jonesboro, Ark. | W, 32-7 |
|------------|-----------------|---------|

## SOUTHERN ARKANSAS 7-10

H: 3-8 | A: 4-2 | N: 0-0

|            |                 |          |
|------------|-----------------|----------|
| 10/24/1924 | Magnolia, Ark.  | W, 33-0  |
| 10/31/1925 | Jonesboro, Ark. | W, 27-0  |
| 10/15/1926 | Jonesboro, Ark. | L, 0-20  |
| 10/28/1927 | Jonesboro, Ark. | L, 0-13  |
| 10/26/1928 | Jonesboro, Ark. | L, 0-22  |
| 10/26/1929 | Jonesboro, Ark. | L, 0-39  |
| 11/21/1930 | Jonesboro, Ark. | L, 0-19  |
| 11/20/1931 | Jonesboro, Ark. | W, 13-7  |
| 10/28/1932 | Magnolia, Ark.  | L, 0-15  |
| 10/27/1933 | Jonesboro, Ark. | L, 12-13 |
| 11/23/1934 | Magnolia, Ark.  | L, 6-19  |
| 11/15/1935 | Jonesboro, Ark. | L, 6-7   |
| 11/13/1936 | Magnolia, Ark.  | W, 13-6  |
| 10/31/1941 | Jonesboro, Ark. | L, 0-19  |
| 11/1/1952  | Magnolia, Ark.  | W, 34-0  |
| 10/31/1953 | Magnolia, Ark.  | W, 49-0  |
| 11/8/1958  | Jonesboro, Ark. | W, 48-13 |

## SOUTHERN ILLINOIS 29-9-1

H: 15-6-1 | A: 13-3 | N: 1-0

|            |                   |          |
|------------|-------------------|----------|
| 11/27/1915 | Jonesboro, Ark.   | W, 16-0  |
| 10/22/1926 | Jonesboro, Ark.   | L, 0-10  |
| 10/21/1927 | Jonesboro, Ark.   | W, 14-0  |
| 9/28/1935  | Carbondale, Ill.  | W, 7-0   |
| 9/26/1936  | Carbondale, Ill.  | W, 7-3   |
| 10/15/1938 | Jonesboro, Ark.   | L, 0-6   |
| 10/14/1939 | Jonesboro, Ark.   | W, 7-0   |
| 10/12/1940 | Jonesboro, Ark.   | L, 0-7   |
| 10/11/1941 | Jonesboro, Ark.   | L, 0-27  |
| 9/22/1945  | Jonesboro, Ark.   | L, 0-6   |
| 10/6/1945  | Jonesboro, Ark.   | T, 6-6   |
| 10/19/1946 | Carbondale, Ill.  | W, 14-12 |
| 11/1/1947  | Carbondale, Ill.  | L, 7-12  |
| 10/30/1948 | Carbondale, Ill.  | W, 27-21 |
| 10/22/1950 | Jonesboro, Ark.   | W, 46-0  |
| 11/24/1951 | Carbondale, Ill.  | W, 68-0  |
| 9/28/1957  | Carbondale, Ill.  | W, 13-6  |
| 11/21/1970 | Jonesboro, Ark.   | W, 27-3  |
| 10/9/1971  | Carbondale, Ill.  | L, 14-21 |
| 10/26/1974 | Carbondale, Ill.  | W, 41-16 |
| 11/8/1975  | Little Rock, Ark. | W, 35-12 |
| 10/16/1976 | Carbondale, Ill.  | W, 41-10 |
| 9/24/1977  | Jonesboro, Ark.   | W, 21-6  |
| 10/14/1978 | Carbondale, Ill.  | W, 26-24 |
| 9/22/1979  | Jonesboro, Ark.   | W, 24-16 |
| 9/25/1982  | Carbondale, Ill.  | W, 35-30 |
| 10/1/1983  | Jonesboro, Ark.   | L, 28-35 |
| 9/22/1984  | Carbondale, Ill.  | W, 19-0  |
| 11/9/1985  | Jonesboro, Ark.   | W, 41-12 |
| 8/30/1986  | Jonesboro, Ark.   | W, 22-7  |
| 10/24/1987 | Carbondale, Ill.  | W, 33-9  |
| 10/1/1988  | Carbondale, Ill.  | L, 43-45 |
| 9/30/1989  | Jonesboro, Ark.   | W, 28-23 |
| 9/29/1990  | Carbondale, Ill.  | W, 20-17 |
| 9/26/1992  | Jonesboro, Ark.   | W, 42-38 |
| 9/25/1993  | Jonesboro, Ark.   | W, 27-6  |
| 9/17/1994  | Jonesboro, Ark.   | W, 41-14 |
| 9/16/1995  | Jonesboro, Ark.   | W, 14-9  |
| 9/21/2019  | Jonesboro, Ark.   | W, 41-28 |

## SMU 1-3

H: 1-1 | A: 0-2 | N: 0-0

|           |                 |          |
|-----------|-----------------|----------|
| 9/23/2006 | Dallas, Texas   | L, 9-55  |
| 9/15/2007 | Jonesboro, Ark. | W, 45-28 |
| 9/23/2017 | Dallas, Texas   | L, 21-44 |
| 8/31/2019 | Jonesboro, Ark. | L, 30-37 |



# ALL-TIME SERIES RESULTS

RESULTS

## SOUTHERN MISS 2-10

H: 1-3 | A: 1-6 | N: 0-1

|            |                    |          |
|------------|--------------------|----------|
| 11/5/1960  | Jonesboro, Ark.    | W, 14-13 |
| 10/21/1961 | Hattiesburg, Miss. | L, 0-20  |
| 11/3/1962  | Jonesboro, Ark.    | L, 7-20  |
| 10/26/1963 | Hattiesburg, Miss. | L, 0-25  |
| 11/19/1977 | Hattiesburg, Miss. | W, 14-10 |
| 9/9/1978   | Jonesboro, Ark.    | L, 6-21  |
| 11/17/1979 | Hattiesburg, Miss. | L, 6-14  |
| 10/18/1980 | Hattiesburg, Miss. | L, 0-35  |
| 12/20/2005 | Lafayette, La.     | L, 19-31 |
| 11/24/2007 | Hattiesburg, Miss. | L, 10-16 |
| 9/13/2008  | Jonesboro, Ark.    | L, 24-27 |
| 10/15/2022 | Hattiesburg, Miss. | L, 19-20 |

## SOUTHERN UTAH 1-1

H: 1-1 | A: 0-0 | N: 0-0

|           |                 |          |
|-----------|-----------------|----------|
| 9/20/1997 | Jonesboro, Ark. | L, 24-34 |
| 11/2/2002 | Jonesboro, Ark. | W, 38-16 |

## SOUTHWESTERN (TENN.) 0-5

H: 0-5 | A: 0-0 | N: 0-0

|            |                 |         |
|------------|-----------------|---------|
| 10/25/1914 | Jonesboro, Ark. | L, 6-20 |
| 10/17/1925 | Jonesboro, Ark. | L, 6-13 |
| 9/21/1935  | Jonesboro, Ark. | L, 0-38 |
| 9/19/1936  | Jonesboro, Ark. | L, 0-44 |
| 9/18/1937  | Jonesboro, Ark. | L, 0-67 |

## STEPHEN F. AUSTIN 2-0

H: 1-0 | A: 1-0 | N: 0-0

|           |                    |         |
|-----------|--------------------|---------|
| 10/3/1964 | Nacogdoches, Texas | W, 17-6 |
| 10/2/1965 | Jonesboro, Ark.    | W, 3-0  |

## STETSON 0-1

H: 0-0 | A: 0-0 | N: 0-1

|          |                    |          |
|----------|--------------------|----------|
| 1/1/1952 | Hattiesburg, Miss. | L, 20-35 |
|----------|--------------------|----------|

## TAMPA 0-2

H: 0-1 | A: 0-1 | N: 0-0

|            |                 |          |
|------------|-----------------|----------|
| 10/11/1958 | Jonesboro, Ark. | L, 14-20 |
| 11/7/1959  | Tampa, Fla.     | L, 13-14 |

## TENNESSEE 0-2

H: 0-0 | A: 0-2 | N: 0-0

|           |                  |          |
|-----------|------------------|----------|
| 9/22/2007 | Knoxville, Tenn. | L, 27-48 |
| 9/6/2014  | Knoxville, Tenn. | L, 19-34 |

## UT MARTIN\* 10-3-1\*

H: 9-3-1 | A: 1-0 | N: 0-0

|            |                 |          |
|------------|-----------------|----------|
| 10/10/1930 | Jonesboro, Ark. | T, 7-7   |
| 10/9/1931  | Jonesboro, Ark. | W, 6-0   |
| 10/11/1935 | Jonesboro, Ark. | L, 0-25  |
| 10/9/1936  | Jonesboro, Ark. | L, 7-34  |
| 10/2/1937  | Jonesboro, Ark. | W, 16-7  |
| 10/7/1938  | Martin, Tenn.   | W, 7-6   |
| 11/11/1939 | Jonesboro, Ark. | W, 26-13 |
| 11/8/1940  | Jonesboro, Ark. | L, 7-14  |
| 9/6/1980   | Jonesboro, Ark. | W, 29-9  |
| 9/3/1983   | Jonesboro, Ark. | W, 31-0  |
| 9/15/1984  | Jonesboro, Ark. | W, 72-14 |
| 9/28/2002  | Jonesboro, Ark. | W, 30-10 |
| 9/6/2003   | Jonesboro, Ark. | W, 63-6  |
| 9/10/2005  | Jonesboro, Ark. | W, 56-7* |

\* win (s) later vacated due to NCAA sanctions

## TENNESSEE TECH 8-10

H: 3-6 | A: 5-4 | N: 0-0

|            |                   |          |
|------------|-------------------|----------|
| 10/13/1933 | Jonesboro, Ark.   | L, 0-12  |
| 9/29/1934  | Cookeville, Tenn. | L, 0-6   |
| 10/18/1952 | Jonesboro, Ark.   | L, 13-21 |
| 11/14/1953 | Cookeville, Tenn. | W, 14-7  |
| 11/13/1954 | Jonesboro, Ark.   | L, 0-47  |
| 11/12/1955 | Cookeville, Tenn. | W, 27-20 |
| 11/10/1956 | Jonesboro, Ark.   | L, 6-26  |
| 11/16/1957 | Cookeville, Tenn. | L, 6-7   |
| 11/14/1959 | Cookeville, Tenn. | L, 6-54  |
| 11/12/1960 | Jonesboro, Ark.   | L, 6-17  |
| 11/10/1962 | Cookeville, Tenn. | L, 12-20 |
| 9/21/1963  | Jonesboro, Ark.   | L, 0-42  |
| 9/19/1964  | Jonesboro, Ark.   | W, 27-0  |
| 9/18/1965  | Cookeville, Tenn. | W, 12-7  |
| 9/17/1966  | Jonesboro, Ark.   | W, 49-13 |
| 9/30/1967  | Cookeville, Tenn. | W, 15-7  |
| 10/5/1968  | Jonesboro, Ark.   | W, 15-12 |
| 10/4/1969  | Cookeville, Tenn. | W, 29-22 |

## TEXAS 0-1

H: 0-0 | A: 0-0 | N: 0-0

|        |               |          |
|--------|---------------|----------|
| 9/1/07 | Austin, Texas | L, 13-21 |
|--------|---------------|----------|

## TEXAS A&M 1-3

H: 0-0 | A: 1-3 | N: 0-0

|         |                        |          |
|---------|------------------------|----------|
| 9/17/83 | College Station, Texas | L, 0-38  |
| 9/29/84 | College Station, Texas | L, 21-22 |
| 8/30/03 | College Station, Texas | L, 11-26 |
| 8/30/08 | College Station, Texas | W, 18-14 |



# ALL-TIME SERIES RESULTS

## TEXAS AGM-COMMERCE 4-0-1

H: 4-0 | A: 0-0 | N: 0-0-1

|           |                 |          |
|-----------|-----------------|----------|
| 1/1/1954  | Oxford, Miss.   | T, 7-7   |
| 10/1/1977 | Jonesboro, Ark. | W, 18-17 |
| 9/8/1979  | Jonesboro, Ark. | W, 24-14 |
| 9/27/1986 | Jonesboro, Ark. | W, 44-0  |
| 9/26/1987 | Jonesboro, Ark. | W, 77-22 |

## UT ARLINGTON 13-8-1

H: 6-5 | A: 7-3-1 | N: 0-0

|            |                  |          |
|------------|------------------|----------|
| 10/10/1964 | Arlington, Texas | T, 7-7   |
| 11/13/1965 | Jonesboro, Ark.  | L, 12-27 |
| 11/12/1966 | Arlington, Texas | L, 6-16  |
| 11/11/1967 | Jonesboro, Ark.  | L, 14-16 |
| 11/16/1968 | Arlington, Texas | W, 22-21 |
| 11/15/1969 | Jonesboro, Ark.  | W, 13-3  |
| 11/14/1970 | Arlington, Texas | W, 27-7  |
| 11/13/1971 | Jonesboro, Ark.  | W, 28-7  |
| 11/25/1972 | Arlington, Texas | L, 6-7   |
| 11/10/1973 | Jonesboro, Ark.  | W, 30-14 |
| 11/16/1974 | Arlington, Texas | W, 42-12 |
| 11/22/1975 | Jonesboro, Ark.  | W, 54-7  |
| 11/13/1976 | Arlington, Texas | W, 14-13 |
| 11/12/1977 | Jonesboro, Ark.  | L, 14-44 |
| 10/28/1978 | Arlington, Texas | W, 27-7  |
| 11/3/1979  | Jonesboro, Ark.  | L, 18-56 |
| 11/15/1980 | Arlington, Texas | L, 14-36 |
| 10/31/1981 | Arlington, Texas | W, 10-7  |
| 11/13/1982 | Jonesboro, Ark.  | W, 20-17 |
| 10/29/1983 | Jonesboro, Ark.  | L, 19-28 |
| 10/27/1984 | Arlington, Texas | W, 51-21 |
| 11/2/1985  | Jonesboro, Ark.  | W, 13-12 |

## TCU 0-2

H: 0-1 | A: 0-1 | N: 0-0

|           |                   |          |
|-----------|-------------------|----------|
| 9/25/1999 | Jonesboro, Ark.   | L, 21-24 |
| 9/23/2000 | Fort Worth, Texas | L, 3-52  |

## TEXAS SOUTHERN 1-0

H: 1-0 | A: 0-0 | N: 0-0

|          |                 |          |
|----------|-----------------|----------|
| 9/6/2008 | Jonesboro, Ark. | W, 83-10 |
|----------|-----------------|----------|

## TEXAS STATE 6-4

H: 4-1 | A: 2-3 | N: 0-0

|            |                   |          |
|------------|-------------------|----------|
| 11/16/2013 | Jonesboro, Ark.   | W, 38-21 |
| 11/20/2014 | San Marcos, Texas | L, 27-45 |
| 12/5/2015  | Jonesboro, Ark.   | W, 55-17 |
| 12/3/2016  | San Marcos, Texas | W, 36-14 |
| 11/18/2017 | Jonesboro, Ark.   | W, 30-12 |
| 11/24/2018 | San Marcos, Texas | W, 33-7  |
| 10/26/2019 | Jonesboro, Ark.   | W, 38-14 |
| 11/21/2020 | San Marcos, Texas | L, 45-47 |
| 11/27/2021 | Jonesboro, Ark.   | L, 22-24 |
| 11/19/2022 | San Marcos, Texas | L, 13-16 |

## TEXAS TECH 0-1

H: 0-0 | A: 0-1 | N: 0-0

|            |                |          |
|------------|----------------|----------|
| 10/14/1995 | Lubbock, Texas | L, 25-63 |
|------------|----------------|----------|

## TOLEDO 0-5

H: 0-1 | A: 0-3 | N: 0-1

|            |                 |          |
|------------|-----------------|----------|
| 11/17/1990 | Toledo, Ohio    | L, 28-43 |
| 9/5/1992   | Toledo, Ohio    | L, 0-49  |
| 1/4/2015   | Mobile, Ala.    | L, 44-63 |
| 9/26/2015  | Toledo, Ohio    | L, 7-37  |
| 9/2/2016   | Jonesboro, Ark. | L, 10-31 |

## TRINITY (TEXAS) 6-3

H: 3-1 | A: 2-2 | N: 1-0

|            |                    |          |
|------------|--------------------|----------|
| 10/17/1964 | Jonesboro, Ark.    | W, 35-13 |
| 11/20/1965 | San Antonio, Texas | L, 14-15 |
| 11/19/1966 | Jonesboro, Ark.    | W, 20-7  |
| 11/18/1967 | San Antonio, Texas | W, 13-10 |
| 10/19/1968 | Little Rock, Ark.  | W, 31-14 |
| 11/22/1969 | San Antonio, Texas | W, 27-17 |
| 10/10/1970 | Jonesboro, Ark.    | W, 21-14 |
| 11/20/1971 | San Antonio, Texas | L, 11-28 |
| 11/18/1972 | Jonesboro, Ark.    | L, 22-32 |

## TROY 10-8\*

H: 5-6 | A: 5-2 | N: 0-0

|            |                 |           |
|------------|-----------------|-----------|
| 10/20/1951 | Troy, Ala.      | W, 39-0   |
| 11/9/1991  | Jonesboro, Ark. | W, 20-17  |
| 10/10/1992 | Jonesboro, Ark. | L, 7-41   |
| 10/16/2004 | Jonesboro, Ark. | W, 13-9   |
| 11/12/2005 | Jonesboro, Ark. | W, 9-3    |
| 11/18/2006 | Troy, Ala.      | W, 33-26* |
| 10/27/2007 | Jonesboro, Ark. | L, 0-27   |
| 12/6/2008  | Troy, Ala.      | L, 9-35   |
| 9/26/2009  | Jonesboro, Ark. | L, 27-30  |
| 9/25/2010  | Troy, Ala.      | L, 28-35  |
| 12/3/2011  | Jonesboro, Ark. | W, 45-14  |
| 11/17/2012 | Troy, Ala.      | W, 41-34  |
| 9/12/2013  | Jonesboro, Ark. | W, 41-34  |
| 11/17/2016 | Troy, Ala.      | W, 35-3   |
| 12/2/2017  | Jonesboro, Ark. | L, 25-32  |
| 9/28/2019  | Troy, Ala.      | W, 50-43  |
| 10/31/2020 | Jonesboro, Ark. | L, 10-38  |
| 11/26/2022 | Jonesboro, Ark. | L, 19-48  |

\* win (s) later vacated due to NCAA sanctions

## TULSA 3-3

H: 2-0 | A: 1-3 | N: 0-0

|            |                 |          |
|------------|-----------------|----------|
| 9/2/1978   | Tulsa, Okla.    | L, 20-21 |
| 11/21/1981 | Jonesboro, Ark. | W, 31-7  |
| 9/7/2002   | Jonesboro, Ark. | W, 21-19 |
| 9/20/2003  | Tulsa, Okla.    | L, 7-54  |
| 9/15/2018  | Tulsa, Okla.    | W, 29-20 |
| 9/25/2021  | Tulsa, Okla.    | L, 34-41 |



# ALL-TIME SERIES RESULTS

RESULTS

## UAB 0-2

H: 0-1 | A: 0-1 | N: 0-0

|            |                  |          |
|------------|------------------|----------|
| 9/14/1996  | Birmingham, Ala. | L, 17-42 |
| 11/22/1997 | Jonesboro, Ark.  | L, 7-13  |

## UCF 1-1

H: 0-1 | A: 0-0 | N: 1-0

|            |                 |          |
|------------|-----------------|----------|
| 10/5/1991  | Jonesboro, Ark. | L, 20-31 |
| 12/17/2016 | Orlando, Fla.   | W, 31-13 |

## ULM 31-14\*

H: 18-5 | A: 12-9 | N: 0-0

|            |                   |          |
|------------|-------------------|----------|
| 9/19/1959  | Jonesboro, Ark.   | W, 15-0  |
| 9/17/1960  | Monroe, La.       | L, 7-13  |
| 9/25/1971  | Jonesboro, Ark.   | W, 20-6  |
| 11/4/1972  | Monroe, La.       | W, 14-13 |
| 11/2/1974  | Jonesboro, Ark.   | W, 17-14 |
| 9/6/1975   | Jonesboro, Ark.   | W, 42-0  |
| 9/4/1976   | Jonesboro, Ark.   | W, 31-13 |
| 10/29/1977 | Monroe, La.       | W, 31-20 |
| 9/16/1978  | Monroe, La.       | L, 13-21 |
| 9/15/1979  | Monroe, La.       | L, 17-18 |
| 9/20/1980  | Jonesboro, Ark.   | L, 12-35 |
| 9/12/1981  | Monroe, La.       | W, 35-13 |
| 10/16/1982 | Jonesboro, Ark.   | L, 21-31 |
| 9/24/1983  | Monroe, La.       | L, 7-45  |
| 11/17/1984 | Jonesboro, Ark.   | W, 38-14 |
| 11/23/1985 | Monroe, La.       | W, 31-23 |
| 11/22/1986 | Jonesboro, Ark.   | W, 26-21 |
| 11/21/1987 | Monroe, La.       | L, 21-31 |
| 9/24/1988  | Jonesboro, Ark.   | L, 13-16 |
| 10/28/1989 | Monroe, La.       | L, 7-13  |
| 9/8/1990   | Jonesboro, Ark.   | W, 23-18 |
| 11/6/1093  | Jonesboro, Ark.   | L, 10-42 |
| 11/14/1998 | Jonesboro, Ark.   | W, 17-13 |
| 11/17/2001 | Jonesboro, Ark.   | L, 7-16  |
| 9/21/2002  | Monroe, La.       | W, 33-21 |
| 10/4/2003  | Little Rock, Ark. | W, 44-41 |
| 9/25/2004  | Monroe, La.       | W, 28-21 |
| 10/1/2005  | Monroe, La.       | L, 27-31 |
| 10/7/2006  | Jonesboro, Ark.   | W, 10-6* |
| 10/6/2007  | Monroe, La.       | L, 13-30 |
| 10/11/2008 | Jonesboro, Ark.   | W, 37-29 |
| 10/13/2009 | Monroe, La.       | L, 10-16 |
| 9/18/2010  | Jonesboro, Ark.   | W, 34-20 |
| 10/8/2011  | Monroe, La.       | W, 24-19 |
| 11/8/2012  | Jonesboro, Ark.   | W, 45-23 |
| 11/9/2013  | Monroe, La.       | W, 42-14 |
| 10/4/2014  | Jonesboro, Ark.   | W, 28-14 |
| 11/14/2015 | Monroe, La.       | W, 59-21 |
| 10/29/2016 | Jonesboro, Ark.   | W, 51-10 |
| 11/25/2017 | Monroe, La.       | W, 67-50 |
| 11/17/2018 | Jonesboro, Ark.   | W, 31-17 |
| 11/2/2019  | Monroe, La.       | W, 48-41 |

|            |                 |          |
|------------|-----------------|----------|
| 12/5/2020  | Jonesboro, Ark. | W, 48-15 |
| 11/13/2021 | Monroe, La.     | W, 27-24 |
| 10/1/2022  | Jonesboro, Ark. | W, 45-28 |

## UMASS 1-0

H: 1-0 | A: 0-0 | N: 0-0

|            |                 |          |
|------------|-----------------|----------|
| 11/12/2022 | Jonesboro, Ark. | W, 35-33 |
| 9/9/1995   | Las Vegas, Nev. | L, 23-28 |
| 9/22/2018  | Jonesboro, Ark. | W, 27-20 |
| 9/7/2019   | Las Vegas, Nev. | W, 43-17 |

## UTAH STATE 3-4

H: 3-0 | A: 0-4 | N: 0-0

|            |                 |                        |
|------------|-----------------|------------------------|
| 9/2/1995   | Jonesboro, Ark. | W, 21-17               |
| 10/9/1999  | Logan, Utah     | L, 14-20               |
| 10/28/2000 | Logan, Utah     | L, 31-44               |
| 10/25/2003 | Logan, Utah     | L, 0-49                |
| 11/11/2004 | Jonesboro, Ark. | W, 16-7                |
| 9/20/2014  | Jonesboro, Ark. | W, 21-14 <sup>OT</sup> |
| 9/16/2016  | Logan, Utah     | L, 20-34               |

## UNION (TENN.) 5-5

H: 4-5 | A: 1-0 | N: 0-0

|            |                 |         |
|------------|-----------------|---------|
| 11/3/1916  | Jonesboro, Ark. | W, 19-0 |
| 10/12/1917 | Jonesboro, Ark. | W, 18-0 |
| 10/27/1919 | Jonesboro, Ark. | L, 0-13 |
| 11/20/1920 | Jonesboro, Ark. | W, 13-6 |
| 10/8/1927  | Jonesboro, Ark. | L, 6-14 |
| 11/4/1939  | Jonesboro, Ark. | L, 6-20 |
| 11/2/1940  | Jonesboro, Ark. | L, 0-20 |
| 10/18/1941 | Jonesboro, Ark. | L, 0-70 |
| 11/24/1949 | Jonesboro, Ark. | W, 13-7 |
| 11/24/1950 | Jackson, Tenn.  | W, 46-0 |

## VIRGINIA TECH 0-4

H: 0-0 | A: 0-4 | N: 0-0

|           |                 |         |
|-----------|-----------------|---------|
| 9/3/1994  | Blacksburg, Va. | L, 7-34 |
| 9/27/1997 | Blacksburg, Va. | L, 0-50 |
| 8/25/2002 | Blacksburg, Va. | L, 7-63 |
| 9/17/2011 | Blacksburg, Va. | L, 7-26 |

## WASHINGTON 0-1

H: 0-0 | A: 0-1 | N: 0-0

|           |                |         |
|-----------|----------------|---------|
| 9/18/2021 | Seattle, Wash. | L, 3-52 |
|-----------|----------------|---------|

## WASHINGTON (MO.) 0-1

H: 0-0 | A: 0-1 | N: 0-0

|            |                |          |
|------------|----------------|----------|
| 10/18/1947 | St. Louis, Mo. | L, 14-40 |
|------------|----------------|----------|

## WESTERN ILLINOIS 0-1

H: 0-1 | A: 0-0 | N: 0-0

|            |                 |          |
|------------|-----------------|----------|
| 10/24/1959 | Jonesboro, Ark. | L, 19-22 |
|------------|-----------------|----------|





**WESTERN KENTUCKY 3-4-1**

|                            |                    |                        |
|----------------------------|--------------------|------------------------|
| H: 1-2   A: 2-1-1   N: 0-1 |                    |                        |
| 10/4/1947                  | Bowling Green, Ky. | T, 14-14               |
| 10/2/1948                  | Jonesboro, Ark.    | W, 13-12               |
| 12/2/1952                  | Evansville, Ind.   | L, 19-34               |
| 12/3/2009                  | Bowling Green, Ky. | W, 24-20               |
| 11/13/2010                 | Jonesboro, Ark.    | L, 35-36 <sup>OT</sup> |
| 10/1/2011                  | Bowling Green, Ky. | W, 26-22               |
| 9/29/2012                  | Jonesboro, Ark.    | L, 13-26               |
| 11/30/2013                 | Bowling Green, Ky. | L, 31-34               |

**WESTERN MICHIGAN 1-1**

|                          |                  |         |
|--------------------------|------------------|---------|
| H: 1-0   A: 0-1   N: 0-0 |                  |         |
| 9/23/1967                | Jonesboro, Ark.  | W, 21-8 |
| 9/14/1968                | Kalamazoo, Mich. | L, 0-20 |

**WICHITA STATE 2-2**

|                          |                 |          |
|--------------------------|-----------------|----------|
| H: 0-1   A: 2-1   N: 0-0 |                 |          |
| 9/19/1970                | Wichita, Kan.   | W, 53-14 |
| 9/18/1971                | Wichita, Kan.   | W, 16-14 |
| 9/23/1972                | Jonesboro, Ark. | L, 0-6   |
| 9/22/1973                | Wichita, Kan.   | L, 12-14 |

**UW-WHITEWATER 0-1**

|                          |                 |        |
|--------------------------|-----------------|--------|
| H: 0-1   A: 0-0   N: 0-0 |                 |        |
| 11/11/1961               | Jonesboro, Ark. | L, 7-8 |

**WYOMING 0-2**

|                          |               |          |
|--------------------------|---------------|----------|
| H: 0-0   A: 0-2   N: 0-0 |               |          |
| 11/10/1979               | Laramie, Wyo. | L, 14-17 |
| 9/15/1990                | Laramie, Wyo. | L, 27-34 |

**XAVIER 1-1**

|                          |                   |         |
|--------------------------|-------------------|---------|
| H: 0-1   A: 0-0   N: 1-0 |                   |         |
| 10/26/1946               | Jonesboro, Ark.   | L, 0-26 |
| 10/20/1973               | Little Rock, Ark. | W, 37-0 |



# YEAR-BY-YEAR RESULTS

RESULTS

## 1911 1-1

Head Coach: F.T. Parks

|                |         |
|----------------|---------|
| Paragould H.S. | 6-11, L |
| Paragould H.S. | 6-0, W  |

## 1912 3-1

Head Coach: F.T. Parks

|                |         |
|----------------|---------|
| Memphis CBC    | 6-20, L |
| Paragould H.S. | 7-0, W  |
| Corning H.S.   | 6-0, W  |
| Paragould H.S. | 20-0, W |

## 1913 3-1-1

Head Coach: Clint Young

|                   |         |
|-------------------|---------|
| Lyon College      | 69-0, W |
| Memphis CBC       | 0-0, T  |
| Hendrix           | 0-30, L |
| Memphis U School  | 21-0, W |
| Memphis All-Stars | 67-0, W |

## 1914 4-3

Head Coach: E.W. Brannon

|     |                 |         |
|-----|-----------------|---------|
| O3  | at Ole Miss     | 0-20, L |
| O24 | Hendrix         | 0-48, L |
|     | Lyon College    | 6-0, W  |
|     | Henderson State | 7-0, W  |
|     | Memphis CBC     | 48-0, W |
|     | Southwestern    | 6-20, L |
| O27 | Memphis         | 18-6, W |

## 1915 4-1-1

Head Coach: E.W. Brannon

|     |                   |                      |
|-----|-------------------|----------------------|
| O1  | at Ole Miss       | 10-0, W              |
| O8  | at Memphis        | 41-0, W              |
|     | Paragould Bus.    | 26-0, W <sup>+</sup> |
| O22 | Henderson State   | 0-0, T               |
| N5  | Ouachita Baptist  | 7-13, L              |
| N27 | Southern Illinois | 16-0, W              |

*+ game called at end of 1st Qtr*

## 1916 4-3

Head Coach: E.W. Brannon

|     |                     |         |
|-----|---------------------|---------|
| O7  | at Ole Miss         | 0-20, L |
| O13 | Lyon College        | 6-0, W  |
| O28 | at Central Arkansas | 0-19, L |
| N3  | Union               | 19-0, W |
|     | Southeast Missouri  | 13-0, W |
| N20 | Ouachita Baptist    | 7-12, L |
| N30 | at Memphis          | 27-0, W |

## 1917 4-2-1

Head Coach: E.W. Brannon

|     |                    |          |
|-----|--------------------|----------|
| O6  | Ole Miss           | 0-0, T   |
| O12 | Union              | 18-0, W  |
| O19 | at Memphis         | 19-0, W  |
|     | Southeast Missouri | 0-14, L  |
| N2  | Central Arkansas   | 101-0, W |
| N16 | Ouachita Baptist   | 0-40, L  |
| N29 | Lyon College       | 20-0, W  |

## 1918 No Team

## 1919 2-5

Head Coach: Foy Hammons

|     |                  |          |
|-----|------------------|----------|
| O4  | at Ole Miss      | 0-32, L  |
| O17 | at Memphis       | 6-0, W   |
| O24 | Central Arkansas | 0-8, L   |
|     | Ouachita Baptist | 14-13, W |
|     | Camp Pike        | 7-16, L  |
|     | Union            | 0-13, L  |
|     | Arkansas Tech    | 0-19, L  |

## 1920 3-3

Head Coach: Foy Hammons

|     |                  |          |
|-----|------------------|----------|
| O2  | at Ole Miss      | 0-33, L  |
| O11 | Memphis          | 13-0, W  |
|     | Lyon College     | 12-19, L |
| N13 | Ouachita Baptist | 0-27, L  |
|     | Union            | 13-6, W  |
|     | Camp Pike        | 18-12, W |



1921 Team

**1921** 3-2-1

Head Coach: Foy Hammons

|     |                     |         |
|-----|---------------------|---------|
| S30 | Lyon College        | 14-7, W |
| O8  | Little Rock         | 0-13, L |
|     | Bethel              | 7-0, W  |
| N11 | Memphis             | 19-0, W |
| N18 | at Central Arkansas | 7-13, L |
| N24 | Southeast Missouri  | 0-0, T  |

**1922** 0-7

Head Coach: Tom Dandeleit

|     |                     |         |
|-----|---------------------|---------|
| S30 | Lyon College        | 0-51, L |
| O14 | Arkansas-Monticello | 0-42, L |
| O20 | Central Arkansas    | 0-82, L |
| N4  | at Arkansas Tech    | 0-69, L |
| N18 | Little Rock         | 0-38, L |
| N24 | at Memphis          | 0-68, L |
| N30 | Southeast Missouri  | 0-51, L |

**1923** 0-6-1

Head Coach: Tom Dandeleit

|     |                     |         |
|-----|---------------------|---------|
| S29 | Alumni              | 0-0, T  |
| O6  | Saint Louis         | 0-39, L |
| O19 | at Central Arkansas | 0-40, L |
| O27 | Memphis             | 0-6, L  |
| N9  | Lyon College        | 0-46, L |
| N16 | Arkansas-Monticello | 0-27, L |
| N29 | Southeast Missouri  | 0-6, L  |

**1924** 4-4

Head Coach: Bill Stanley

|     |                        |          |
|-----|------------------------|----------|
|     | Alumni                 | 24-0, W  |
|     | Mayfield College       | 12-0, W  |
| O4  | at Ole Miss            | 7-10, L  |
| O10 | Central Arkansas       | 0-14, L  |
| O24 | at Southern Arkansas   | 33-0, W  |
|     | at Arkansas-Monticello | 19-12, W |
| N18 | Lyon College           | 0-7, L   |
| N27 | Southeast Missouri     | 0-13, L  |

**1925** 4-3-1

Head Coach: Herbert Schwartz

|     |                     |                     |
|-----|---------------------|---------------------|
| S26 | at Ole Miss         | 0-53, L             |
| O9  | Memphis             | 19-0, W             |
| O17 | Rhodes              | 6-13, L             |
| O23 | Hendrix             | 0-46, L             |
| O31 | Southern Arkansas   | 27-0, W             |
| N5  | Lyon College        | 0-0, T              |
| N11 | at Central Arkansas | 12-6, W             |
| N13 | Arkansas-Monticello | 1-0, W <sup>F</sup> |

*F - Win by Forfeit*



# YEAR-BY-YEAR RESULTS

RESULTS

## 1926 4-3-1

Head Coach: Herbert Schwartz

|     |                        |         |
|-----|------------------------|---------|
| S25 | at Ole Miss            | 0-28, L |
| O9  | at Memphis             | 7-0, W  |
| O15 | Southern Arkansas      | 0-20, L |
| O22 | Southern Illinois      | 0-10, L |
| O29 | Lambuth                | 13-0, W |
| N10 | at Central Arkansas    | 0-0, T  |
| N19 | at Arkansas-Monticello | 26-6, W |
| N25 | Lyon College           | 14-7, W |

## 1927 4-3

Head Coach: Herbert Schwartz

|     |                     |         |
|-----|---------------------|---------|
|     | Union               | 6-14, L |
|     | Ouachita Baptist    | 0-26, L |
| O21 | Southern Illinois   | 14-0, W |
|     | Southern Arkansas   | 0-13, L |
| N5  | Memphis             | 9-6, W  |
| N24 | Mayfield College    | 13-7, W |
|     | Arkansas-Monticello | 19-0, W |

## 1928 3-3-1

Head Coach: Herbert Schwartz

|     |                    |          |
|-----|--------------------|----------|
| S28 | ASU Mountain Home  | 59-0, W  |
| O20 | Lambuth            | 20-6, W  |
| O26 | Southern Arkansas  | 0-22, L  |
| N3  | at Memphis         | 14-19, L |
| N9  | Lyon College       | 6-6, T   |
| N27 | Southeast Missouri | 0-12, L  |
| N29 | Little Rock        | 6-0, W   |

## 1929 2-5

Head Coach: Herbert Schwartz

|     |                    |          |
|-----|--------------------|----------|
| S27 | Mayfield College   | 14-0, W  |
| O12 | Lambuth            | 22-0, W  |
| O19 | Caruthersville JC  | 12-13, L |
| O26 | Southern Arkansas  | 0-39, L  |
| N1  | Memphis            | 0-6, L   |
| N8  | Lyon College       | 13-54, L |
| N16 | Southeast Missouri | 0-25, L  |

## 1930 1-4-3

Head Coach: Herbert Schwartz

|     |                     |         |
|-----|---------------------|---------|
| S26 | Caruthersville JC   | 0-0, T  |
|     | at Hendrix          | 0-19, L |
| O10 | UT Martin           | 7-7, T  |
| O17 | at Central Arkansas | 0-6, L  |
| N1  | at Memphis          | 13-6, W |
| N11 | Arkansas-Monticello | 0-0, T  |
| N21 | Southern Arkansas   | 0-19, L |
| N27 | Lyon College        | 0-27, L |

## 1931 6-2

Head Coach: Jack Dale

|     |                     |         |
|-----|---------------------|---------|
| S19 | Alumni              | 6-0, W  |
| S25 | Bethel (Tenn.)      | 34-0, W |
| O2  | Bethel (Ky.)        | 13-0, W |
| O9  | UT Martin           | 6-0, W  |
| O16 | Central Arkansas    | 6-18, L |
| O30 | Memphis             | 14-6, W |
| N11 | Arkansas-Monticello | 6-22, L |
| N20 | Southern Arkansas   | 13-7, W |

## 1932 3-4

Head Coach: Jack Dale

|     |                      |         |
|-----|----------------------|---------|
| S24 | NW Mississippi JC    | 60-0, W |
| S30 | Hendrix              | 0-26, L |
| O7  | Central Arkansas     | 26-0, W |
| O28 | at Southern Arkansas | 0-15, L |
| N2  | Memphis              | 12-6, W |
| N11 | Arkansas-Monticello  | 0-13, L |
| N18 | Ouachita Baptist     | 0-13, L |

## 1923 2-4-2

Head Coach: E.T. Renfro

|     |                     |          |
|-----|---------------------|----------|
| S22 | at Hendrix          | 0-0, T   |
| O6  | at Central Arkansas | 13-6, W  |
|     | Tennessee Tech      | 0-12, L  |
| O27 | Southern Arkansas   | 12-13, L |
| N10 | Arkansas-Monticello | 0-14, L  |
| N17 | Ouachita Baptist    | 6-34, L  |
| N24 | Memphis             | 0-0, T   |
|     | Lyon College        | 3-0, W   |



**1934** 2-5-1

Head Coach: Tommie Mills

|     |                      |         |
|-----|----------------------|---------|
| S29 | at Tennessee Tech    | 0-6, L  |
| O13 | at Memphis           | 0-18, L |
| O19 | Hendrix              | 6-0, W  |
| O27 | at Central Arkansas  | 0-25, L |
| N2  | Little Rock          | 0-0, T  |
| N9  | Arkansas-Monticello  | 19-0, W |
| N23 | at Southern Arkansas | 6-19, L |
| N30 | at Lyon College      | 0-12, L |

**1935** 2-7

Head Coach: Tommie Mills

|     |                        |         |
|-----|------------------------|---------|
| S21 | Rhodes                 | 0-38, L |
| S28 | at Southern Illinois   | 7-0, W  |
| O4  | Memphis                | 18-0, W |
| O11 | UT Martin              | 0-25, L |
| O18 | Hendrix                | 0-27, L |
| O25 | Saint Louis            | 7-46, L |
| N1  | at Arkansas-Monticello | 0-28, L |
| N9  | at Central Arkansas    | 0-27, L |
| N15 | Southern Arkansas      | 6-7, L  |

**1936** 3-5

Head Coach: Leslie Speck

|     |                      |         |
|-----|----------------------|---------|
| S19 | Rhodes               | 0-44, L |
| S26 | at Southern Illinois | 7-3, W  |
| O2  | Delta State          | 6-53, L |
| O9  | UT Martin            | 7-34, L |
| O16 | at Hendrix           | 7-28, L |
| O30 | Arkansas-Monticello  | 7-6, W  |
| N13 | at Southern Arkansas | 13-6, W |
| N20 | at Central Arkansas  | 7-14, L |

**1937** 1-5

Head Coach: Leslie Speck

|     |                     |         |
|-----|---------------------|---------|
| S18 | Rhodes              | 0-67, L |
| S25 | at Delta State      | 0-28, L |
| O2  | UT Martin           | 16-7, W |
| O9  | Hendrix             | 0-51, L |
| N19 | Central Arkansas    | 0-95, L |
|     | Arkansas-Monticello | 0-19, L |

**1938** 3-3

Head Coach: Leslie Speck

|     |                        |         |
|-----|------------------------|---------|
| O1  | Memphis                | 2-38, L |
| O7  | at UT Martin           | 7-6, W  |
| O15 | Southern Illinois      | 0-6, L  |
| O22 | Hendrix                | 0-6, L  |
| N5  | at Arkansas-Monticello | 27-6, W |
| N11 | Arkansas-Monticello    | 18-6, W |

**1939** 4-3

Head Coach: Bill Adams

|     |                   |          |
|-----|-------------------|----------|
| S23 | NW Mississippi JC | 13-0, W  |
| S29 | at Memphis        | 7-6, W   |
| O7  | Missouri-Rolla    | 6-39, L  |
| O14 | Southern Illinois | 7-0, W   |
| O19 | Hendrix           | 0-20, L  |
| N4  | Union             | 6-20, L  |
| N11 | UT Martin         | 26-13, W |

**1940** 1-4-2

Head Coach: Bill Adams

|     |                      |          |
|-----|----------------------|----------|
| S20 | NW Mississippi JC    | 6-6, T   |
| S28 | Missouri-Rolla       | 12-44, L |
| O4  | Mississippi Delta CC | 7-7, T   |
| O12 | Southern Illinois    | 0-7, L   |
| O26 | Austin Peay          | 13-0, W  |
| N2  | Union                | 0-20, L  |
| N8  | UT Martin            | 7-14, L  |

**1941** 0-7

Head Coach: Bill Adams

|     |                       |         |
|-----|-----------------------|---------|
| S26 | at Southeast Missouri | 0-44, L |
| S20 | Missouri-Rolla        | 0-46, L |
| O3  | Mississippi Delta JC  | 0-68, L |
| O11 | Southern Illinois     | 0-27, L |
|     | Union                 | 0-70, L |
| O24 | at Austin Peay        | 0-34, L |
| O31 | Southern Arkansas     | 0-19, L |

**1942** No Team

**1943** No Team

**1944** No Team



# YEAR-BY-YEAR RESULTS

RESULTS



A-State Hall of Honor member John Koldus on the rush in 1950

## 1945 2-4-1

Head Coach: J.A. 'Ike' Tomlinson

|     |                          |         |
|-----|--------------------------|---------|
| S22 | Southern Illinois        | 0-6, L  |
| O6  | Southern Illinois        | 6-6, T  |
| O11 | at Central Arkansas      | 18-0, W |
|     | at Mississippi State 'B' | 0-43, L |
|     | Henderson State          | 0-13, L |
| N16 | Central Arkansas         | 21-0, W |
|     | Illinois Wesleyan        | 6-27, L |

## 1946 4-3-3

Head Coach: Forrest England

|     |                       |          |
|-----|-----------------------|----------|
| S27 | at Southeast Missouri | 0-8, L   |
| O5  | Bradley               | 2-26, L  |
| O12 | Arkansas-Monticello   | 13-13, T |
| O19 | at Southern Illinois  | 14-12, W |
| O26 | Xavier                | 0-26, L  |
| N2  | Illinois Wesleyan     | 20-0, W  |
| N9  | Henderson State       | 0-0, T   |
| N16 | Evansville            | 6-6, T   |
| N23 | Centre College        | 14-0, W  |
| N28 | Central Arkansas      | 30-12, W |

## 1947 4-2-3

Head Coach: Forrest England

|     |                      |          |
|-----|----------------------|----------|
| S27 | Southeast Missouri   | 25-0, W  |
| O4  | at Western Kentucky  | 14-14, T |
| O11 | Arkansas-Monticello  | 28-0, W  |
| O18 | at Washington Univ.  | 14-40, L |
| O25 | Central Arkansas     | 0-0, T   |
| N1  | at Southern Illinois | 7-12, L  |
| N8  | Pensacola Navy       | 7-6, W   |
| N17 | at Memphis           | 19-19, T |
| N22 | Centre College       | 45-0, W  |

## 1948 4-4-1

Head Coach: Forrest England

|     |                      |          |
|-----|----------------------|----------|
| S25 | Mississippi College  | 12-0, W  |
| O2  | Western Kentucky     | 13-12, W |
| O2  | at Delta State       | 13-13, T |
| O9  | at Kansas State      | 6-37, L  |
| O16 | at Middle Tennessee  | 7-14, L  |
| O30 | at Southern Illinois | 27-21, W |
| N6  | Henderson State      | 34-14, W |
| N13 | Northwestern State   | 6-41, L  |
| N19 | at Memphis           | 13-34, L |





**1949** 5-4

Head Coach: Forrest England

|     |                     |          |
|-----|---------------------|----------|
| S24 | Mississippi College | 7-18, L  |
| O1  | Memphis Navy        | 14-20, L |
| O8  | Ouachita Baptist    | 14-0, W  |
| O15 | Middle Tennessee    | 14-25, L |
| O22 | at Delta State      | 7-6, W   |
| N5  | at Henderson State  | 28-6, W  |
| N12 | Memphis             | 7-61, L  |
| N18 | Missouri Valley     | 7-6, W   |
| N24 | Union               | 13-7, W  |

**1950** 6-3

Head Coach: Forrest England

Home: 3-1 | Away: 3-2

|     |                      |          |
|-----|----------------------|----------|
| S23 | at Mississippi State | 0-67, L  |
| O7  | at Ouachita State    | 20-0, W  |
| O14 | Delta State          | 6-19, L  |
| O21 | North Alabama        | 27-0, W  |
| O28 | Southern Illinois    | 46-0, W  |
| N3  | at Missouri Valley   | 21-20, W |
| N11 | at Memphis           | 7-60, L  |
| N18 | Henderson State      | 27-13, W |
| N23 | at Union             | 46-0, W  |

**1951** 10-2

Head Coach: Forrest England

Home: 4-0 | Away: 5-1 | Neutral: 1-1

|     |                          |          |
|-----|--------------------------|----------|
| S15 | Memphis Navy             | 34-0, W  |
| S22 | at Mississippi State     | 0-32, L  |
| S29 | at Arkansas Tech         | 46-6, W  |
| O6  | at Delta State           | 43-0, W  |
| O13 | North Alabama            | 35-13, W |
| O20 | at Troy                  | 39-0, W  |
| O27 | Corry Field <sup>^</sup> | 53-0, W  |
| N11 | Pittsburg State          | 35-0, W  |
| N17 | at Henderson State       | 37-0, W  |
| N24 | at Southern Illinois     | 68-0, W  |

**Refrigerator Bowl** (Evansville, Ind.)

|    |                   |          |
|----|-------------------|----------|
| D2 | Camp Breckinridge | 46-12, W |
|----|-------------------|----------|

**Tangerine Bowl** (Hattiesburg, Miss.)

|    |         |          |
|----|---------|----------|
| J1 | Stetson | 20-35, L |
|----|---------|----------|

<sup>^</sup> game played in Blytheville, Ark.

**1952** 8-3

Head Coach: Forrest England

Home: 4-1 | Away: 4-1 | Neutral: 0-1

|     |                      |          |
|-----|----------------------|----------|
| S13 | at Memphis Navy      | 39-0, W  |
| S20 | Ohio Northern        | 47-0, W  |
| S27 | Ellington AFB        | 48-0, W  |
| O4  | at Mississippi State | 14-41, L |
| O11 | at North Alabama     | 28-7, W  |
| O18 | Tennessee Tech       | 13-21, L |
| O25 | Lewis College        | 42-0, W  |
| N1  | at Southern Arkansas | 34-0, W  |
| N8  | at Pittsburg State   | 26-7, W  |
| N15 | Emporia State        | 41-7, W  |

**Refrigerator Bowl** (Evansville, Ind.)

|    |                  |          |
|----|------------------|----------|
| D2 | Western Kentucky | 19-34, L |
|----|------------------|----------|

**1953** 8-0-2

Head Coach: Forrest England

Home: 4-0-1 | Away: 4-0 | Neutral: 0-0-1

|     |                      |          |
|-----|----------------------|----------|
| S26 | Abilene Christian    | 19-7, W  |
| O3  | at Emporia State     | 38-19, W |
| O10 | North Alabama        | 13-13, T |
| O17 | Louisiana            | 13-12, W |
| O24 | at Lewis College     | 34-0, W  |
| O31 | at Southern Arkansas | 49-0, W  |
| N7  | at Memphis           | 20-0, W  |
| N14 | at Tennessee Tech    | 14-7, W  |
| N21 | Nebraska-Kearney     | 32-0, W  |

**Tangerine Bowl** (Oxford, Miss.)

|    |                    |        |
|----|--------------------|--------|
| J1 | Texas A&M-Commerce | 7-7, T |
|----|--------------------|--------|

**1954** 1-8

Head Coach: Glenn Harmeson

Home: 1-4 | Away: 0-4

|     |                      |          |
|-----|----------------------|----------|
| S25 | Lewis College        | 25-7, W  |
| O2  | at Mississippi State | 13-46, L |
| O9  | at North Alabama     | 7-26, L  |
| O16 | at Louisiana         | 2-36, L  |
| O23 | Southeastern         | 0-51, L  |
| O30 | at Memphis           | 7-26, L  |
| N6  | Austin College       | 20-61, L |
| N13 | Tennessee Tech       | 0-47, L  |
| N20 | Abilene Christian    | 0-53, L  |



# YEAR-BY-YEAR RESULTS

RESULTS



Kays Field in 1959; home of A-State football until 1974

## 1955 6-3

Head Coach: Gene Harlow

Home: 2-2 | Away: 4-1

|     |                   |          |
|-----|-------------------|----------|
| S24 | Lewis College     | 41-6, W  |
| O8  | North Alabama     | 7-12, L  |
| O15 | Murray State      | 6-13, L  |
| O22 | at Southeastern   | 21-12, W |
| O29 | at Memphis        | 21-20, W |
| N5  | at Austin College | 40-19, W |
| N12 | at Tennessee Tech | 27-20, W |
| N19 | at Austin Peay    | 6-19, L  |
| N24 | Arkansas Tech     | 33-6, W  |

## 1956 5-4

Head Coach: Gene Harlow

Home: 3-1 | Away: 2-3

|     |                      |          |
|-----|----------------------|----------|
| S29 | Concordia (Neb.)     | 56-0, W  |
| O6  | at North Alabama     | 39-13, W |
| O13 | Louisiana Tech       | 21-13, W |
| O20 | at Mississippi State | 9-19, L  |
| O27 | at Murray State      | 28-27, W |
| N3  | at Memphis           | 0-34, L  |
| N10 | Tennessee Tech       | 6-26, L  |
| N17 | Austin Peay          | 27-13, W |
| N23 | at Arkansas Tech     | 7-25, L  |

## 1957 4-5

Head Coach: Gene Harlow

Home: 3-1 | Away: 1-4

|     |                      |          |
|-----|----------------------|----------|
| S28 | at Southern Illinois | 13-6, W  |
| O5  | North Alabama        | 15-13, W |
| O12 | at Mississippi State | 13-47, L |
| O19 | SE Oklahoma          | 32-7, W  |
| O26 | at Louisiana Tech    | 19-25, L |
| N2  | Murray State         | 27-20, W |
| N9  | at Memphis           | 0-34, L  |
| N16 | at Tennessee Tech    | 6-7, L   |
| N22 | Arkansas Tech        | 13-21, L |

## 1958 4-5

Head Coach: Hugh Taylor

Home: 2-2 | Away: 2-3

|     |                      |          |
|-----|----------------------|----------|
| S27 | Louisiana Tech       | 7-14, L  |
| O4  | at North Alabama     | 0-19, L  |
| O11 | Tampa                | 14-20, L |
| O18 | at Mississippi State | 0-38, L  |
| O25 | Austin Peay          | 16-0, W  |
| N1  | at Murray State      | 20-14, W |
| N8  | Southern Arkansas    | 48-13, W |
| N15 | at 18 Florida        | 7-51, L  |
| N22 | at Arkansas Tech     | 50-7, W  |



**1959** 3-6

Head Coach: Hugh Taylor

Home: 3-2 | Away: 0-4

|     |                      |          |
|-----|----------------------|----------|
| S19 | ULM                  | 15-0, W  |
| S26 | at Louisiana Tech    | 0-35, L  |
| O3  | North Alabama        | 14-16, L |
| O10 | at Mississippi State | 14-49, L |
| O24 | Western Illinois     | 19-22, L |
| O31 | Murray State         | 36-18, W |
| N7  | at Tampa             | 13-14, L |
| N14 | at Tennessee Tech    | 6-54, L  |
| N21 | Central Missouri     | 54-6, W  |

**1960** 4-5

Head Coach: King Block

Home: 2-2 | Away: 2-3

|     |                      |          |
|-----|----------------------|----------|
| S17 | at ULM               | 7-13, L  |
| S24 | Louisiana Tech       | 7-3, W   |
| O1  | at North Alabama     | 19-0, W  |
| O8  | at Mississippi State | 9-29, L  |
| O22 | at Montana State     | 6-27, L  |
| O29 | at Murray State      | 27-14, W |
| N5  | Southern Miss        | 14-13, W |
| N12 | Tennessee Tech       | 6-17, L  |
| N19 | The Citadel          | 21-22, L |

**1961** 3-6

Head Coach: King Block

Home: 2-2 | Away: 1-4

|     |                      |          |
|-----|----------------------|----------|
| S16 | at South Dakota      | 21-9, W  |
| S23 | at Louisiana Tech    | 8-47, L  |
| S30 | North Alabama        | 14-6, W  |
| O7  | Montana State        | 6-9, L   |
| O14 | at Mississippi State | 0-38, L  |
| O21 | at Southern Miss     | 0-20, L  |
| O28 | Murray State         | 22-14, W |
| N11 | UW-Whitewater        | 7-8, L   |
| N18 | at The Citadel       | 6-28, L  |

**1962** 6-3

Head Coach: King Block

Home: 4-1 | Away: 2-2

|     |                       |          |
|-----|-----------------------|----------|
| S22 | at South Dakota State | 9-7, W   |
| S29 | at North Alabama      | 23-14, W |
| O6  | St. Mary (Kan.)       | 34-14, W |
| O13 | Mississippi College   | 20-0, W  |
| O20 | The Citadel           | 14-7, W  |
| O27 | at Murray State       | 9-14, L  |
| N3  | Southern Miss         | 7-20, L  |
| N10 | at Tennessee Tech     | 12-20, L |
| N17 | South Dakota          | 18-0, W  |

**1963** 2-6

Head Coach: Bennie Ellender

Home: 2-4 | Away: 0-2

|     |                    |          |
|-----|--------------------|----------|
| S21 | Tennessee Tech     | 0-42, L  |
| S28 | North Alabama      | 14-12, W |
| O5  | St. Mary (Kan.)    | 68-7, W  |
| O19 | at The Citadel     | 9-10, L  |
| O26 | at Southern Miss   | 0-25, L  |
| N2  | Murray State       | 33-34, L |
| N9  | Delta State        | 21-27, L |
| N16 | South Dakota State | 14-17, L |

**1964** 7-0-2 / 2-0-2 Southland

Head Coach: Bennie Ellender

Home: 3-0-1 | Away: 4-0-1

|     |                       |          |
|-----|-----------------------|----------|
| S19 | Tennessee Tech        | 27-0, W  |
| S26 | at North Alabama      | 10-7, W  |
| O3  | at Stephen F. Austin  | 17-6, W  |
| O10 | at UT Arlington*      | 7-7, T   |
| O17 | Trinity*              | 35-13, W |
| O24 | at Abilene Christian* | 21-7, W  |
| O31 | at Murray State       | 17-8, W  |
| N7  | Delta State           | 7-6, W   |
| N14 | Lamar*                | 7-7, T   |



# YEAR-BY-YEAR RESULTS

RESULTS



The 1968 team was the first squad to compete in three consecutive bowl games

## 1965 6-3 / 1-3 Southland

Head Coach: Bennie Ellender

Home: 4-1 | Away: 2-2

|     |                    |          |
|-----|--------------------|----------|
| S18 | at Tennessee Tech  | 12-7, W  |
| S25 | North Alabama      | 33-12, W |
| O2  | Stephen F. Austin  | 3-0, W   |
| O9  | at Lamar*          | 7-20, L  |
| O16 | at The Citadel     | 14-0, W  |
| O23 | Abilene Christian* | 35-13, W |
| O30 | Murray State       | 27-13, W |
| N13 | UT Arlington*      | 12-27, L |
| N20 | at Trinity*        | 14-15, L |

## 1966 7-2 / 2-2 Southland

Head Coach: Bennie Ellender

Home: 3-1 | Away: 4-1

|     |                       |          |
|-----|-----------------------|----------|
| S17 | Tennessee Tech        | 49-13, W |
| S24 | at North Alabama      | 27-7, W  |
| O8  | Louisiana Tech        | 26-13, W |
| O15 | at Murray State       | 44-0, W  |
| O22 | at Abilene Christian* | 33-22, W |
| O29 | Lamar*                | 0-17, L  |
| N5  | at Louisiana          | 17-14, W |
| N12 | at UT Arlington*      | 6-16, L  |
| N19 | Trinity*              | 20-7, W  |

## 1967 4-5 / 2-2 Southland

Head Coach: Bennie Ellender

Home: 2-2 | Away: 2-2 | Neutral: 0-1

|     |                    |          |
|-----|--------------------|----------|
| S23 | Western Michigan   | 21-8, W  |
| S30 | at Tennessee Tech  | 15-7, W  |
| O7  | The Citadel^       | 7-20, L  |
| O14 | at Louisiana Tech  | 3-6, L   |
| O21 | Abilene Christian* | 24-14, W |
| O28 | at Lamar*          | 23-28, L |
| N4  | Louisiana          | 6-7, L   |
| N11 | UT Arlington*      | 14-16, L |
| N18 | at Trinity*        | 13-10, W |

*^ game played in Little Rock, Ark.*

## 1968 7-3-1 / 3-0-1 Southland

Head Coach: Bennie Ellender

Home: 4-1 | Away: 2-2

|     |                       |          |
|-----|-----------------------|----------|
| S14 | at Western Michigan   | 0-20, L  |
| S21 | at Drake              | 46-14, W |
| S28 | Eastern Michigan      | 26-7, W  |
| O5  | Tennessee Tech        | 15-12, W |
| O12 | Southeastern          | 17-7, W  |
| O19 | Trinity*^             | 31-14, W |
| O26 | at Abilene Christian* | 17-17, T |
| N2  | Lamar*                | 48-17, W |
| N9  | at Louisiana          | 9-20, L  |
| N16 | at UT Arlington*      | 22-21, W |

### Pecan Bowl (Florence, Ala.)

|     |                    |          |
|-----|--------------------|----------|
| D14 | North Dakota State | 14-23, L |
|-----|--------------------|----------|

*^ game played in Little Rock, Ark.*



The 1970 team went undefeated on its way to a college division national championship

**1969** 8-1-1 / 4-0 Southland

Head Coach: Bennie Ellender

Home: 3-0-1 | Away: 3-1 | Neutral: 2-0

|     |                        |          |
|-----|------------------------|----------|
| S20 | Eastern New Mexico     | 53-20, W |
| S27 | at The Citadel         | 10-14, L |
| O4  | at Tennessee Tech      | 29-22, W |
| O18 | Louisiana <sup>^</sup> | 26-0, W  |
| O25 | Abilene Christian*     | 34-22, W |
| N1  | at Lamar*              | 20-0, W  |
| N8  | Drake                  | 21-21, T |
| N15 | UT Arlington*          | 13-3, W  |
| N22 | at Trinity*            | 27-17, W |

**Pecan Bowl** (Arlington, Texas)

|     |       |          |
|-----|-------|----------|
| D13 | Drake | 29-21, W |
|-----|-------|----------|

<sup>^</sup> game played in Little Rock, Ark.

**1970** 11-0 / 4-0 Southland

Head Coach: Bennie Ellender

Home: 5-0 | Away: 4-0 | Neutral: 2-0

|     |                          |          |
|-----|--------------------------|----------|
| S19 | at Wichita State         | 53-14, W |
| S26 | at Southeastern          | 12-3, W  |
| O3  | The Citadel <sup>^</sup> | 24-7, W  |
| O10 | Trinity*                 | 21-14, W |
| O17 | Louisiana Tech           | 38-17, W |
| O24 | at Abilene Christian*    | 28-23, W |
| O31 | Lamar*                   | 69-7, W  |
| N7  | North Dakota             | 23-18, W |
| N14 | at UT Arlington*         | 27-7, W  |
| N21 | Southern Illinois        | 27-3, W  |

**Pecan Bowl** (Arlington, Texas)

|     |                  |          |
|-----|------------------|----------|
| D12 | Central Missouri | 38-21, W |
|-----|------------------|----------|

<sup>^</sup> game played in Little Rock, Ark.

**1971** 4-4-1 / 1-3-1 Southland

Head Coach: Bill Davidson

Home: 2-1-1 | Away: 1-3 | Neutral: 1-0

|     |                                 |          |
|-----|---------------------------------|----------|
| S18 | at Wichita State                | 16-14, W |
| S25 | ULM                             | 20-6, W  |
| O9  | at Southern Illinois            | 14-21, L |
| O16 | Louisiana Tech*                 | 27-28, L |
| O23 | Abilene Christian* <sup>^</sup> | 35-9, W  |
| N6  | Louisiana*                      | 10-10, T |
| N13 | UT Arlington*                   | 28-7, W  |
| N20 | at Trinity                      | 11-28, L |
| N27 | at Lamar*                       | 13-24, L |

<sup>^</sup> game played in Little Rock, Ark.

**1972** 3-8 / 1-4 Southland

Head Coach: Bill Davidson

Home: 0-4 | Away: 3-3 | Neutral: 0-1


|     |                              |          |
|-----|------------------------------|----------|
| S9  | McNeese State                | 17-27, L |
| S16 | at Eastern New Mexico        | 39-7, W  |
| S23 | Wichita State                | 0-6, L   |
| S30 | at Louisiana*                | 21-18, W |
| O7  | at Chattanooga <sup>^</sup>  | 3-21, L  |
| O14 | Louisiana Tech* <sup>^</sup> | 17-38, L |
| O21 | at Abilene Christian*        | 0-3, L   |
| O28 | Lamar*                       | 24-26, L |
| N4  | at ULM                       | 14-13, W |
| N18 | Trinity                      | 22-32, L |
| N25 | at UT Arlington*             | 6-7, L   |

<sup>^</sup> game played in Little Rock, Ark.



# YEAR-BY-YEAR RESULTS

RESULTS



Centennial Bank Stadium during the 1974 season

## 1973 7-3 / 3-2 Southland

Head Coach: Bill Davidson

Home: 5-0 | Away: 3-3 | Neutral: 1-0

|     |                    |          |
|-----|--------------------|----------|
| S8  | Abilene Christian  | 56-46, W |
| S15 | Louisiana*         | 27-13, W |
| S22 | at Wichita State   | 12-14, L |
| S29 | Indiana State      | 9-3, W   |
| O13 | at Louisiana Tech* | 7-23, L  |
| O20 | Xavier^            | 37-0, W  |
| O27 | at Lamar*          | 7-10, L  |
| N3  | Illinois State     | 38-20, W |
| N10 | UT Arlington*      | 30-14, W |
| N17 | at McNeese State*  | 26-23, W |

*^ game played in Little Rock, Ark.*

## 1974 7-3 / 3-2 Southland

Head Coach: Bill Davidson

Home: 5-0 | Away: 1-3 | Neutral: 1-0

|     |                      |          |
|-----|----------------------|----------|
| S28 | Louisiana Tech*      | 7-20, L  |
| O5  | Eastern Michigan     | 14-7, W  |
| O12 | at Illinois State    | 38-0, W  |
| O19 | Lamar*               | 6-10, L  |
| O26 | at Southern Illinois | 41-16, W |
| N2  | ULM                  | 17-14, W |
| N9  | at Bowling Green     | 0-17, L  |
| N16 | at UT Arlington*     | 42-12, W |
| N23 | McNeese State*       | 22-20, W |
| N30 | at Louisiana*        | 28-6, W  |

## 1975 11-0 / 5-0 Southland

Head Coach: Bill Davidson

Home: 5-0 | Away: 5-0 | Neutral: 1-0

|     |                    |          |
|-----|--------------------|----------|
| S6  | ULM                | 42-0, W  |
| S13 | Idaho              | 23-6, W  |
| S20 | at McNeese State*  | 24-7, W  |
| S27 | at Memphis         | 29-10, W |
| O4  | Louisiana*         | 39-17, W |
| O18 | at Cincinnati      | 14-9, W  |
| O25 | at Lamar*          | 17-0, W  |
| N1  | Chattanooga        | 48-0, W  |
| N8  | Southern Illinois^ | 35-12, W |
| N22 | UT Arlington*      | 54-7, W  |
| N29 | at Louisiana Tech* | 30-13, W |

*^ game played in Little Rock, Ark.*

## 1976 5-6 / 2-3 Southland

Head Coach: Bill Davidson

Home: 3-2 | Away: 2-4

|     |                      |          |
|-----|----------------------|----------|
| S4  | ULM                  | 31-13, W |
| S12 | at San Diego State   | 14-24, L |
| S18 | at Indiana State     | 21-31, L |
| S25 | Louisiana Tech*      | 13-27, L |
| O2  | Northwestern State   | 44-24, W |
| O9  | at Eastern Michigan  | 30-32, L |
| O16 | at Southern Illinois | 41-10, W |
| O23 | McNeese State*       | 21-24, L |
| O30 | Lamar*               | 31-0, W  |
| N6  | at Louisiana*        | 14-23, L |
| N13 | at UT Arlington*     | 14-13, W |





**1977** 7-4 / 2-3 Southland

Head Coach: Bill Davidson

Home: 3-2 | Away: 4-2

|     |                       |          |
|-----|-----------------------|----------|
| S10 | at Drake              | 31-29, W |
| S17 | at Northwestern State | 7-30, L  |
| S24 | Southern Illinois     | 21-6, W  |
| O1  | Texas A&M-Commerce    | 18-17, W |
| O8  | at Lamar*             | 10-6, W  |
| O15 | Louisiana Tech*       | 7-20, L  |
| O22 | at McNeese State*     | 14-17, L |
| O29 | at ULM                | 31-20, W |
| N5  | Louisiana*            | 17-15, W |
| N12 | UT Arlington*         | 14-44, L |
| N19 | at Southern Miss      | 14-10, W |

**1978** 7-4 / 4-1 Southland

Head Coach: Bill Davidson

Home: 4-0 | Away: 3-3 | Neutral: 0-1

|     |                      |          |
|-----|----------------------|----------|
| S2  | at Tulsa             | 20-21, L |
| S9  | Southern Miss^       | 6-21, L  |
| S16 | at ULM               | 13-21, L |
| S23 | Drake                | 10-0, W  |
| O7  | Northwestern State   | 23-14, W |
| O14 | at Southern Illinois | 26-24, W |
| O21 | McNeese State*       | 6-3, W   |
| O28 | at UT Arlington*     | 27-7, W  |
| N4  | at Louisiana*        | 16-6, W  |
| N11 | at Louisiana Tech*   | 10-24, L |
| N18 | Lamar*               | 6-3, W   |

*^ game played in Little Rock, Ark.*

**1979** 4-7 / 1-4 Southland

Head Coach: Larry Lacewell

Home: 2-3 | Away: 2-4

|     |                    |          |
|-----|--------------------|----------|
| S8  | Texas A&M-Commerce | 24-14, W |
| S15 | at ULM             | 17-18, L |
| S22 | Southern Illinois  | 24-16, W |
| S29 | Louisiana*         | 9-13, L  |
| O6  | at Richmond        | 24-3, W  |
| O13 | at Louisiana Tech* | 14-7, W  |
| O20 | at McNeese State*  | 7-10, L  |
| O27 | Lamar              | 10-20, L |
| N3  | UT Arlington*      | 18-56, L |
| N10 | at Wyoming         | 14-17, L |
| N17 | at Southern Miss   | 6-14, L  |

**1980** 2-9 / 0-5 Southland

Head Coach: Larry Lacewell

Home: 2-3 | Away: 0-6

|     |                  |          |
|-----|------------------|----------|
| S6  | UT Martin        | 29-9, W  |
| S20 | ULM              | 12-35, L |
| S27 | at Kansas State  | 7-31, L  |
| O4  | at Memphis       | 3-24, L  |
| O11 | at Louisiana*    | 0-3, L   |
| O18 | at Southern Miss | 0-35, L  |
| O25 | McNeese State*   | 28-36, L |
| N1  | Louisiana Tech*  | 0-28, L  |
| N8  | at Lamar*        | 22-23, L |
| N15 | at UT Arlington* | 14-36, L |
| N22 | Austin Peay      | 14-9, W  |

**1981** 6-5 / 3-2 Southland

Head Coach: Larry Lacewell

Home: 3-2 | Away: 3-3

|     |                     |          |
|-----|---------------------|----------|
| S12 | at ULM              | 35-13, W |
| S19 | Richmond            | 20-24, L |
| S26 | at Central Michigan | 26-23, W |
| O3  | at Kansas           | 16-17, L |
| O10 | Louisiana*          | 14-3, W  |
| O17 | Chattanooga         | 2-3, L   |
| O24 | at McNeese State*   | 7-21, L  |
| O31 | at UT Arlington*    | 10-7, W  |
| N7  | Lamar*              | 16-9, W  |
| N14 | at Louisiana Tech*  | 0-32, L  |
| N21 | Tulsa               | 31-7, W  |

**1982** 5-6 / 2-3 Southland

Head Coach: Larry Lacewell

Home: 2-3 | Away: 3-3

|     |                      |          |
|-----|----------------------|----------|
| S11 | at Mississippi State | 10-31, L |
| S18 | Chattanooga          | 13-12, W |
| S25 | at Southern Illinois | 35-30, W |
| O2  | at Alabama           | 7-34, L  |
| O9  | at Louisiana         | 20-13, W |
| O16 | ULM*                 | 21-31, L |
| O23 | McNeese State*       | 10-21, L |
| O30 | Louisiana Tech*      | 14-24, L |
| N6  | at Lamar*            | 20-19, W |
| N13 | UT Arlington*        | 20-17, W |
| N27 | at Memphis           | 0-12, L  |



# YEAR-BY-YEAR RESULTS

RESULTS

## 1983 5-5-1 / 3-3 Southland

Head Coach: Larry Lacewell

Home: 3-2 | Away: 2-2-1 | Neutral: 0-1

|     |                   |          |
|-----|-------------------|----------|
| S3  | UT Martin         | 31-0, W  |
| S10 | Chattanooga       | 27-14, W |
| S17 | at Texas A&M      | 0-38, L  |
| S24 | at ULM*           | 7-45, L  |
| O1  | Southern Illinois | 28-35, L |
| O8  | North Texas*^     | 0-17, L  |
| O15 | Louisiana Tech*   | 21-7, W  |
| O22 | at McNeese State* | 24-14, W |
| O29 | UT Arlington*     | 19-28, L |
| N12 | at Lamar*         | 24-14, W |
| N19 | at Memphis        | 14-14, T |

*^ game played in Little Rock, Ark.*

## 1984 8-4-1 / 4-1 Southland

Head Coach: Larry Lacewell

Home: 5-0-1 | Away: 3-4

|     |                      |          |
|-----|----------------------|----------|
| S1  | at Memphis           | 2-17, L  |
| S8  | at Chattanooga       | 16-0, W  |
| S15 | UT Martin            | 72-14, W |
| S22 | at Southern Illinois | 19-0, W  |
| S29 | at Texas A&M         | 21-22, L |
| O6  | North Texas*         | 14-9, W  |
| O13 | at Louisiana Tech*   | 10-20, L |
| O20 | McNeese State*       | 16-16, T |
| O27 | at UT Arlington*     | 51-21, W |
| N10 | Lamar*               | 37-13, W |
| N17 | ULM*                 | 38-14, W |

### I-AA Playoffs

|     |                  |          |
|-----|------------------|----------|
| N24 | Chattanooga      | 37-10, W |
| D1  | at Montana State | 14-31, L |

## 1985 9-4 / 5-1 Southland

Head Coach: Larry Lacewell

Home: 6-0 | Away: 3-4

|     |                       |          |
|-----|-----------------------|----------|
| A31 | at Northwestern State | 12-10, W |
| S7  | at Mississippi State  | 14-22, L |
| S16 | Mississippi College   | 41-13, W |
| S21 | at Ole Miss           | 16-18, L |
| S28 | at McNeese State*     | 13-15, L |
| O12 | North Texas*          | 56-0, W  |
| O19 | Louisiana Tech*       | 31-13, W |
| N2  | UT Arlington*         | 13-12, W |
| N9  | Southern Illinois     | 41-12, W |
| N16 | at Lamar*             | 21-0, W  |
| N23 | at ULM*               | 31-23, W |

### I-AA Playoffs

|     |           |          |
|-----|-----------|----------|
| N30 | Grambling | 10-7, W  |
| D6  | at Nevada | 23-24, L |

## 1986 12-2-1 / 5-0 Southland

Head Coach: Larry Lacewell

Home: 8-0 | Away: 4-1-1 | Neutral: 0-1

|     |                         |          |
|-----|-------------------------|----------|
| A30 | Southern Illinois       | 22-7, W  |
| S6  | Northwestern State      | 21-0, W  |
| S13 | at Memphis              | 30-10, W |
| S20 | at Ole Miss             | 10-10, T |
| S27 | Texas A&M-Commerce      | 44-0, W  |
| O11 | at 19 Mississippi State | 9-24, L  |
| O18 | at Louisiana Tech*      | 20-17, W |
| O25 | McNeese State*          | 23-14, W |
| N8  | at North Texas*         | 43-21, W |
| N15 | Lamar*                  | 56-7, W  |
| N22 | ULM*                    | 26-21, W |


### I-AA Playoffs

|     |                   |          |
|-----|-------------------|----------|
| N29 | Sam Houston State | 48-7, W  |
| D6  | at Delaware       | 55-14, W |
| D13 | Eastern Kentucky  | 24-10, W |
| D20 | Georgia Southern^ | 21-48, L |

*^ game played in Tacoma, Wash.*



# YEAR-BY-YEAR RESULTS



**1986 I-AA championship game program and A-State's national runner-up trophy**

## 1987 8-4-1

Head Coach: Larry Lacewell

Home: 4-1 | Away: 4-3-1

|     |                      |          |
|-----|----------------------|----------|
| S5  | Northwestern State   | 20-23, L |
| S12 | Mississippi College  | 35-0, W  |
| S19 | at Ole Miss          | 10-47, L |
| S26 | Texas A&M-Commerce   | 77-22, W |
| O3  | at McNeese State     | 17-0, W  |
| O17 | Louisiana Tech       | 37-3, W  |
| O24 | at Southern Illinois | 33-9, W  |
| O31 | at Memphis           | 21-21, T |
| N7  | North Texas          | 27-20, W |
| N14 | at Lamar             | 34-20, W |
| N21 | at ULM               | 21-31, L |

### I-AA Playoffs

|     |                  |          |
|-----|------------------|----------|
| N28 | at Jackson State | 35-32, W |
| D5  | at Northern Iowa | 28-49, L |

## 1988 5-6

Head Coach: Larry Lacewell

Home: 2-2 | Away: 3-4

|     |                      |          |
|-----|----------------------|----------|
| S3  | Delta State          | 28-15, W |
| S10 | at Memphis           | 7-9, L   |
| S17 | at North Texas       | 21-49, L |
| S24 | ULM                  | 13-16, L |
| O1  | at Southern Illinois | 43-45, L |
| O8  | at Akron             | 13-12, W |
| O15 | at Ole Miss          | 22-25, L |
| O22 | Lamar                | 17-21, L |
| O29 | at Louisiana Tech    | 31-22, W |
| N5  | Illinois State       | 28-10, W |
| N19 | at Louisiana         | 38-21, W |

## 1989 5-6

Head Coach: Larry Lacewell

Home: 2-3 | Away: 3-3

|     |                   |          |
|-----|-------------------|----------|
| S9  | at Memphis        | 17-13, W |
| S16 | at Ole Miss       | 31-34, L |
| S23 | North Texas       | 17-20, L |
| S30 | Southern Illinois | 28-23, W |
| O7  | at Lamar          | 41-31, W |
| O14 | McNeese State     | 21-16, W |
| O21 | Louisiana Tech    | 37-40, L |
| O28 | at ULM            | 7-13, L  |
| N4  | Pittsburg State   | 13-34, L |
| N11 | at Illinois State | 21-12, W |
| N18 | at Louisiana      | 28-29, L |

## 1990 3-7-1

Head Coach: Al Kincaid

Home: 2-1 | Away: 1-6-1

|     |                      |          |
|-----|----------------------|----------|
| S1  | at Memphis           | 24-24, T |
| S8  | ULM                  | 23-18, W |
| S15 | at Wyoming           | 27-34, L |
| S22 | at Louisiana Tech    | 7-40, L  |
| S29 | at Southern Illinois | 20-17, W |
| O6  | Northwestern State   | 16-8, W  |
| O13 | at Northern Illinois | 0-35, L  |
| O20 | at 18 Ole Miss       | 13-42, L |
| N2  | at North Texas       | 26-35, L |
| N10 | Louisiana            | 16-17, L |
| N17 | at Toledo            | 28-43, L |



# YEAR-BY-YEAR RESULTS

RESULTS

## 1991 1-10

Head Coach: Al Kincaid

Home: 1-5 | Away: 0-5

|     |                      |          |
|-----|----------------------|----------|
| A31 | at Colorado State    | 24-38, L |
| S7  | Northwestern State   | 3-28, L  |
| S14 | at Northern Illinois | 21-22, L |
| S21 | at Memphis           | 21-31, L |
| S28 | Louisiana Tech       | 10-42, L |
| O5  | UCF                  | 20-31, L |
| O12 | at LSU               | 14-70, L |
| O19 | at Akron             | 23-28, L |
| O26 | Missouri State       | 20-37, L |
| N9  | Troy                 | 20-17, W |
| N16 | Louisiana            | 13-17, L |

## 1992 2-9

Head Coach: Ray Perkins

Home: 1-3 | Away: 1-6

|     |                         |          |
|-----|-------------------------|----------|
| S5  | at Toledo               | 0-49, L  |
| S12 | at 13 Oklahoma          | 0-61, L  |
| S19 | Northern Illinois       | 0-31, L  |
| S26 | Southern Illinois       | 42-38, W |
| O3  | Northwestern State      | 18-24, L |
| O10 | Troy                    | 7-41, L  |
| O17 | at Memphis              | 7-37, L  |
| O24 | at 25 Mississippi State | 6-56, L  |
| O31 | at Louisiana Tech       | 0-23, L  |
| N14 | at East Carolina        | 18-35, L |
| N21 | at Louisiana%           | 20-7, W  |

*% called in 4th Qtr due to lightning*

## 1993 2-8-1 / 1-5 Big West

Head Coach: John Bobo

Home: 2-3 | Away: 0-5-1

|     |                       |          |
|-----|-----------------------|----------|
| S4  | at 8 Florida          | 6-44, L  |
| S11 | New Mexico State*     | 19-22, L |
| S18 | at Northern Illinois* | 7-23, L  |
| S25 | Southern Illinois     | 27-6, W  |
| O2  | at Louisiana Tech*    | 3-17, L  |
| O9  | at Memphis            | 3-45, L  |
| O16 | Louisiana*            | 3-19, L  |
| O23 | at Mississippi State  | 15-15, T |
| N6  | ULM                   | 10-42, L |
| N13 | at Pacific*           | 6-20, L  |
| N20 | Nevada*               | 23-21, W |

## 1994 1-10 / 0-6 Big West

Head Coach: John Bobo

Home: 1-3 | Away: 0-7

|     |                      |          |
|-----|----------------------|----------|
| S3  | at 21 Virginia Tech  | 7-34, L  |
| S10 | at Nevada*           | 0-18, L  |
| S17 | Southern Illinois    | 41-14, W |
| S24 | at New Mexico State* | 17-24, L |
| O1  | at Mississippi State | 3-49, L  |
| O8  | at Louisiana*        | 0-26, L  |
| O15 | at Memphis           | 6-15, L  |
| O22 | Pacific*             | 16-30, L |
| N5  | Northern Illinois*   | 16-38, L |
| N12 | at 10 Colorado State | 3-48, L  |
| N19 | Louisiana Tech*      | 14-20, L |

## 1995 6-5 / 3-3 Big West

Head Coach: John Bobo

Home: 5-1 | Away: 1-4

|     |                          |          |
|-----|--------------------------|----------|
| S2  | Utah State*              | 21-17, W |
| S9  | at UNLV*                 | 23-28, L |
| S16 | Southern Illinois        | 14-9, W  |
| S23 | at Louisiana Tech*       | 25-28, L |
| S30 | at Minnesota             | 7-55, L  |
| O7  | Louisiana*               | 9-33, L  |
| O14 | at 25 Texas Tech         | 25-63, L |
| O28 | Jacksonville State       | 37-6, W  |
| N4  | San Jose State*          | 21-7, W  |
| N11 | at Northern Illinois*    | 28-21, W |
| N18 | Mississippi Valley State | 55-3, W  |

## 1996 4-7

Head Coach: John Bobo

Home: 4-1 | Away: 0-6

|     |                    |          |
|-----|--------------------|----------|
| A31 | at 19 BYU          | 9-58, L  |
| S7  | Austin Peay        | 24-0, W  |
| S14 | at UAB             | 17-42, L |
| S21 | Northern Illinois  | 30-31, L |
| O5  | Central Arkansas   | 17-7, W  |
| O12 | at Louisiana       | 31-42, L |
| O19 | Southeast Missouri | 38-9, W  |
| O26 | at Ole Miss        | 21-38, L |
| N2  | at East Carolina   | 16-34, L |
| N9  | Louisiana Tech     | 55-38, W |
| N16 | at Nevada          | 14-66, L |



**1997** 2-9

Head Coach: Joe Hollis

Home: 2-3 | Away: 0-6

|     |                     |          |
|-----|---------------------|----------|
| A30 | at Georgia          | 7-38, L  |
| S13 | Central Arkansas    | 36-35, W |
| S20 | Southern Utah       | 24-34, L |
| S27 | at 14 Virginia Tech | 0-50, L  |
| O4  | Louisiana           | 38-41, L |
| O11 | at Memphis          | 9-38, L  |
| O18 | at Louisiana Tech   | 14-42, L |
| O25 | at New Mexico State | 20-34, L |
| N1  | at Miami (Fla.)     | 10-42, L |
| N8  | Missouri State      | 35-27, W |
| N22 | UAB                 | 7-13, L  |

**1998** 4-8

Head Coach: Joe Hollis

Home: 3-3 | Away: 1-5

|     |                  |                         |
|-----|------------------|-------------------------|
| S5  | at Minnesota     | 14-17, L                |
| S12 | at 7 LSU         | 6-42, L                 |
| S19 | Missouri State   | 28-24, W                |
| S26 | at Hawaii        | 20-0, W                 |
| O3  | New Mexico State | 34-31 <sup>OT</sup> , W |
| O10 | Idaho            | 14-52, L                |
| O17 | at Louisiana     | 19-21, L                |
| O24 | at Ole Miss      | 17-30, L                |
| O31 | at Memphis       | 19-35, L                |
| N7  | Louisiana Tech   | 21-69, L                |
| N14 | ULM              | 17-13, W                |
| N21 | Cincinnati       | 7-51, L                 |

**1999** 4-7 / 2-3 Big West

Head Coach: Joe Hollis

Home: 3-2 | Away: 1-5

|     |                   |                         |
|-----|-------------------|-------------------------|
| S4  | at Illinois       | 3-41, L                 |
| S11 | at Ole Miss       | 14-38, L                |
| S18 | at Memphis        | 26-31, L                |
| S25 | TCU               | 21-24, L                |
| O2  | Sam Houston State | 45-20, W                |
| O9  | at Utah State*    | 14-20, L                |
| O16 | Idaho*            | 24-30 <sup>OT</sup> , L |
| O23 | at North Texas*   | 14-10, W                |
| O30 | Louisiana*        | 31-27, W                |
| N6  | at Boise State*   | 10-63, L                |
| N13 | Nevada            | 44-28, W                |

**2000** 1-10 / 1-4 Big West

Head Coach: Joe Hollis

Home: 4-1 | Away: 4-3-1

|     |                   |                         |
|-----|-------------------|-------------------------|
| S2  | at NC State       | 31-38 <sup>OT</sup> , L |
| S9  | at 20 Oklahoma    | 7-45, L                 |
| S16 | Memphis           | 17-19, L                |
| S23 | at 18 TCU         | 3-52, L                 |
| S30 | Richmond          | 27-30, L                |
| O7  | at Ole Miss       | 10-35, L                |
| O14 | at Idaho*         | 25-42, L                |
| O21 | New Mexico State* | 29-35 <sup>OT</sup> , L |
| O28 | at Utah State*    | 31-44, L                |
| N4  | Boise State*      | 14-42, L                |
| N11 | North Texas*      | 53-28, W                |

**2001** 2-9 / 2-4 Sun Belt

Head Coach: Joe Hollis

Home: 2-4 | Away: 0-5

|     |                      |          |
|-----|----------------------|----------|
| S1  | at Georgia           | 17-45, L |
| S8  | at Baylor            | 3-24, L  |
| S22 | Jacksonville State   | 28-31, L |
| O6  | Ole Miss             | 17-35, L |
| O13 | Louisiana*           | 26-20, W |
| O20 | at North Texas*      | 0-45, L  |
| O27 | Idaho*               | 34-31, W |
| N3  | at Middle Tennessee* | 6-54, L  |
| N10 | at New Mexico State* | 17-28, L |
| N17 | ULM*                 | 7-16, L  |
| N22 | Nicholls             | 22-28, L |

**2002** 6-7 / 3-3 Sun Belt

Head Coach: Joe Hollis

Home: 4-2 | Away: 2-4 | Neutral: 0-1

|     |                             |          |
|-----|-----------------------------|----------|
| A25 | at 16 Virginia Tech         | 7-63, L  |
| A31 | San Jose State <sup>^</sup> | 14-33, L |
| S7  | Tulsa                       | 21-19, W |
| S14 | at Illinois                 | 7-59, L  |
| S21 | at ULM*                     | 33-21, W |
| S28 | UT Martin                   | 30-10, W |
| O5  | Middle Tennessee*           | 13-7, W  |
| O12 | at 25 Ole Miss              | 17-52, L |
| O19 | North Texas*                | 10-13, L |
| O26 | New Mexico State*           | 21-26, L |
| N2  | Southern Utah               | 38-16, W |
| N9  | at Louisiana*               | 10-13, L |
| N16 | at Idaho*                   | 38-29, W |

<sup>^</sup> game played in Little Rock, Ark.



# YEAR-BY-YEAR RESULTS

RESULTS

## 2003 5-7 / 3-3 Sun Belt

Head Coach: Steve Roberts

Home: 3-1 | Away: 1-6 | Neutral: 1-0

|     |                      |          |
|-----|----------------------|----------|
| A30 | at Texas A&M         | 11-26, L |
| S6  | UT Martin            | 63-6, W  |
| S13 | Southeast Missouri   | 21-3, W  |
| S20 | at Tulsa             | 7-54, L  |
| S27 | at Memphis           | 16-38, L |
| O4  | ULM*^                | 44-41, W |
| O11 | at Ole Miss          | 0-55, L  |
| O25 | at Utah State*       | 0-49, L  |
| N1  | at New Mexico State* | 28-24, W |
| N8  | Idaho*               | 24-23, W |
| N15 | at North Texas*      | 14-58, L |
| N20 | Middle Tennessee*    | 14-24, L |

<sup>^</sup> game played in Little Rock, Ark.

## 2004 3-8 / 3-4 Sun Belt

Head Coach: Steve Roberts

Home: 2-2 | Away: 1-6

|     |                      |          |
|-----|----------------------|----------|
| S4  | at 18 Missouri       | 20-52, L |
| S11 | at 6 LSU             | 3-53, L  |
| S18 | 25 Memphis           | 35-47, L |
| S25 | at ULM*              | 28-21, W |
| O2  | at Ole Miss          | 21-28, L |
| O9  | at Middle Tennessee* | 17-45, L |
| O16 | Troy*                | 13-9, W  |
| O23 | at Louisiana*        | 24-27, L |
| N6  | at Idaho*            | 31-45, L |
| N11 | Utah State*          | 16-7, W  |
| N18 | North Texas*         | 7-31, L  |

## 2005 6-6\* / 5-2\* Sun Belt

Head Coach: Steve Roberts

Home: 5-0 | Away: 1-4 | Neutral: 0-2

|     |                      |                        |
|-----|----------------------|------------------------|
| S3  | Missouri^            | 17-44, L               |
| S10 | UT Martin            | 56-7, W*               |
| S17 | at Oklahoma State    | 10-20, L               |
| S24 | FIU*                 | 66-24, W*              |
| O1  | at ULM*              | 27-31, L               |
| O13 | Louisiana*           | 39-36, W*              |
| O22 | Florida Atlantic*    | 3-0 <sup>OT</sup> , W* |
| N5  | at Middle Tennessee* | 7-45, L                |
| N12 | Troy*                | 9-3, W                 |
| N19 | at Army              | 10-38, L               |
| N26 | at North Texas       | 31-24, W               |

### New Orleans Bowl (Lafayette, La.)

|     |               |          |
|-----|---------------|----------|
| D20 | Southern Miss | 19-31, L |
|-----|---------------|----------|

<sup>^</sup> game played in Kansas City, Mo.

\* Win(s) later vacated due to NCAA sanctions

## 2006 6-6\* / 4-3\* Sun Belt

Head Coach: Steve Roberts

Home: 3-1 | Away: 3-4 | Neutral: 0-1

|     |                      |           |
|-----|----------------------|-----------|
| S2  | Army                 | 14-6, W#  |
| S9  | Oklahoma State^      | 7-35, L   |
| S23 | at SMU               | 9-55, L   |
| S30 | at FIU*              | 31-6, W#  |
| O7  | ULM*                 | 10-6, W#  |
| O14 | at Memphis           | 26-23, W# |
| O21 | North Texas*         | 29-10, W# |
| O28 | at Florida Atlantic* | 0-29, L   |
| N4  | at 6 Auburn          | 0-27, L   |
| N11 | Middle Tennessee*    | 10-38, L  |
| N18 | at Troy              | 33-26, W# |
| N25 | at Louisiana*        | 13-28, L  |

<sup>^</sup> game played in Little Rock, Ark.

\* Win(s) later vacated due to NCAA sanctions.





Playing in its first game as Red Wolves, A-State defeated Texas A&M in 2008

## 2007 5-7 / 3-4 Sun Belt

Head Coach: Steve Roberts

Home: 5-1 | Away: 0-6

|     |                      |          |
|-----|----------------------|----------|
| S1  | at 4 Texas           | 13-21, L |
| S15 | SMU                  | 45-28, W |
| S22 | at Tennessee         | 27-48, L |
| S27 | Memphis              | 35-31, W |
| O6  | at ULM*              | 13-30, L |
| O13 | Louisiana*           | 52-21, W |
| O20 | at Middle Tennessee* | 7-24, L  |
| O27 | Troy*                | 0-27, L  |
| N3  | FIU*                 | 27-24, W |
| N10 | at Florida Atlantic* | 31-34, L |
| N15 | North Texas*         | 31-27, W |
| N24 | at Southern Miss     | 10-16, L |

## 2008 6-6 / 4-3 Sun Belt

Head Coach: Steve Roberts

Home: 4-1 | Away: 2-5

|     |                   |          |
|-----|-------------------|----------|
| A30 | at Texas A&M      | 18-14, W |
| S6  | Texas Southern    | 83-10, W |
| S13 | Southern Miss     | 24-27, L |
| S20 | Middle Tennessee* | 31-14, W |
| S27 | at Memphis        | 17-29, L |
| O11 | ULM*              | 37-29, W |
| O18 | at Louisiana*     | 23-28, L |
| N1  | at 2 Alabama      | 0-35, L  |
| N8  | at FIU*           | 21-22, L |
| N22 | Florida Atlantic* | 28-14, W |
| N29 | at North Texas*   | 33-28, W |
| D6  | at Troy*          | 9-35, L  |



# YEAR-BY-YEAR RESULTS

RESULTS

## 2009 4-8 / 3-5 Sun Belt

Head Coach: Steve Roberts

Home: 3-2 | Away: 1-6

|     |                          |          |
|-----|--------------------------|----------|
| S5  | Mississippi Valley State | 61-0, W  |
| S12 | at 22 Nebraska           | 9-38, L  |
| S26 | Troy*                    | 27-30, L |
| O3  | at 13 Iowa               | 21-24, L |
| O13 | at ULM*                  | 10-16, L |
| O24 | FIU*                     | 27-10, W |
| O31 | at Louisville            | 13-21, L |
| N7  | Louisiana*               | 18-21, L |
| N14 | at Florida Atlantic*     | 18-35, L |
| N21 | at Middle Tennessee*     | 14-38, L |
| N28 | North Texas*             | 30-26, W |
| D3  | at Western Kentucky*     | 24-20, W |

## 2010 4-8 / 4-4 Sun Belt

Head Coach: Steve Roberts

Home: 3-2 | Away: 1-6

|     |                   |                         |
|-----|-------------------|-------------------------|
| S4  | at 21 Auburn      | 26-52, L                |
| S11 | at Louisiana*     | 24-31, L                |
| S18 | ULM*              | 34-20, W                |
| S25 | at Troy*          | 28-35, L                |
| O2  | Louisville        | 24-34, L                |
| O9  | at North Texas*   | 24-19, W                |
| O16 | at Indiana        | 34-36, L                |
| O23 | Florida Atlantic* | 37-16, W                |
| N2  | Middle Tennessee* | 51-24, W                |
| N13 | Western Kentucky* | 35-36 <sup>OT</sup> , L |
| N20 | at Navy           | 19-35, L                |
| N27 | at FIU*           | 24-31, L                |

## 2011 10-3 / 8-0 Sun Belt

Head Coach: Hugh Freeze

Home: 6-0 | Away: 4-2 | Neutral: 0-1

|     |                      |          |
|-----|----------------------|----------|
| S3  | at Illinois          | 15-33, L |
| S10 | Memphis              | 47-3, W  |
| S17 | at 13 Virginia Tech  | 7-26, L  |
| S24 | Central Arkansas     | 53-24, W |
| O1  | at Western Kentucky* | 26-22, W |
| O8  | at ULM*              | 24-19, W |
| O18 | FIU*                 | 34-16, W |
| O29 | North Texas*         | 37-14, W |
| N5  | at Florida Atlantic* | 39-21, W |
| N12 | Louisiana*           | 30-21, W |
| N19 | at Middle Tennessee* | 45-19, W |
| D3  | Troy*                | 45-14, W |

### GoDaddy.com Bowl (Mobile, Ala.)

|    |                   |          |
|----|-------------------|----------|
| J8 | Northern Illinois | 20-38, L |
|----|-------------------|----------|

## 2012 10-3 / 7-1 Sun Belt

Head Coach: Gus Malzahn

Home: 5-1 | Away: 4-2 | Neutral: 1-0

|     |                   |          |
|-----|-------------------|----------|
| S1  | at 5 Oregon       | 34-57, L |
| S8  | Memphis           | 33-28, W |
| S15 | at Nebraska       | 13-42, L |
| S22 | Alcorn State      | 56-0, W  |
| S29 | Western Kentucky* | 13-26, L |
| O4  | at FIU*           | 34-20, W |
| O13 | South Alabama*    | 36-29, W |
| O23 | at Louisiana*     | 50-27, W |
| N3  | at North Texas*   | 37-19, W |
| N8  | ULM*              | 45-23, W |
| N17 | at Troy*          | 41-34, W |
| D1  | Middle Tennessee* | 45-0, W  |

### GoDaddy.com Bowl (Mobile, Ala.)

|    |               |          |
|----|---------------|----------|
| J6 | 25 Kent State | 17-13, W |
|----|---------------|----------|

# YEAR-BY-YEAR RESULTS



## 2013 8-5 / 5-2 Sun Belt

Head Coach: Bryan Harsin

Home: 6-0 | Away: 4-2 | Neutral: 0-1

|     |                      |          |
|-----|----------------------|----------|
| A31 | Arkansas-Pine Bluff  | 62-11, W |
| S7  | at Auburn            | 9-38, L  |
| S12 | Troy*                | 41-34, W |
| S21 | at Memphis           | 7-31, L  |
| S28 | at Missouri          | 19-41, L |
| O12 | Idaho*               | 48-24, W |
| O22 | Louisiana*           | 7-23, L  |
| N2  | at South Alabama*    | 17-16, W |
| N9  | at ULM*              | 42-14, W |
| N16 | Texas State*         | 38-21, W |
| N23 | Georgia State*       | 35-33, W |
| N30 | at Western Kentucky* | 31-34, L |

### GoDaddy.com Bowl (Mobile, Ala.)

|    |            |          |
|----|------------|----------|
| J5 | Ball State | 23-20, W |
|----|------------|----------|

## 2014 7-6 / 5-3 Sun Belt

Head Coach: Blake Anderson

Home: 5-1 | Away: 2-4 | Neutral: 0-1

|     |                    |                         |
|-----|--------------------|-------------------------|
| A30 | Montana State      | 37-10, W                |
| S6  | at Tennessee       | 19-34, L                |
| S13 | at Miami (Fla.)    | 20-41, L                |
| S20 | Utah State         | 21-14 <sup>OT</sup> , W |
| O4  | ULM*               | 28-14, W                |
| O11 | at Georgia State*  | 52-10, W                |
| O21 | at Louisiana*      | 40-55, L                |
| N1  | at Idaho*          | 44-28, W                |
| N8  | South Alabama*     | 45-10, W                |
| N15 | Appalachian State* | 32-37, L                |
| N20 | at Texas State*    | 27-45, L                |
| N29 | New Mexico State*  | 68-35, W                |

### GoDaddy.com Bowl (Mobile, Ala.)

|    |        |          |
|----|--------|----------|
| J4 | Toledo | 44-63, L |
|----|--------|----------|

## 2015 9-4 / 8-0 Sun Belt

Head Coach: Blake Anderson

Home: 5-1 | Away: 4-2 | Neutral: 0-1

|     |                       |          |
|-----|-----------------------|----------|
| S5  | at 8 USC              | 6-55, L  |
| S12 | 21 Missouri           | 20-27, L |
| S19 | Missouri State        | 70-7, W  |
| S26 | at Toledo             | 7-37, L  |
| O3  | Idaho*                | 49-35, W |
| O13 | at South Alabama*     | 49-31, W |
| O20 | Louisiana*            | 37-27, W |
| O31 | Georgia State*        | 48-34, W |
| N5  | at Appalachian State* | 40-27, W |
| N14 | at ULM*               | 59-21, W |
| N28 | at New Mexico State*  | 52-28, W |
| D5  | Texas State*          | 55-17, W |

### New Orleans Bowl (New Orleans, La.)

|     |                |          |
|-----|----------------|----------|
| D19 | Louisiana Tech | 28-47, L |
|-----|----------------|----------|

## 2016 8-5 / 7-1 Sun Belt

Head Coach: Blake Anderson

Home: 5-1 | Away: 2-4 | Neutral: 1-0

|     |                   |          |
|-----|-------------------|----------|
| S2  | Toledo            | 10-31, L |
| S10 | at Auburn         | 14-51, L |
| S16 | at Utah State     | 20-34, L |
| S24 | Central Arkansas  | 23-28, L |
| O5  | Georgia Southern* | 27-26, W |
| O15 | South Alabama*    | 17-7, W  |
| O29 | ULM*              | 51-10, W |
| N3  | at Georgia State* | 31-16, W |
| N12 | New Mexico State* | 41-22, W |
| N17 | at 25 Troy*       | 35-3, W  |
| N26 | at Louisiana*     | 19-24, L |
| D3  | at Texas State*   | 36-14, W |

### Cure Bowl (Orlando, Fla.)

|     |     |          |
|-----|-----|----------|
| D17 | UCF | 31-13, W |
|-----|-----|----------|



# YEAR-BY-YEAR RESULTS

RESULTS

## 2017 7-5 / 6-2 Sun Belt

Head Coach: Blake Anderson

Home: 4-1 | Away: 3-3 | Neutral: 0-1

|     |                      |          |
|-----|----------------------|----------|
| S2  | at Nebraska          | 36-43, L |
| S16 | Arkansas-Pine Bluff  | 48-3, W  |
| S23 | at SMU               | 21-44, L |
| O4  | at Georgia Southern* | 43-25, W |
| O14 | Coastal Carolina*    | 51-17, W |
| O19 | Louisiana*           | 47-3, W  |
| O28 | at New Mexico State* | 37-21, W |
| N11 | at South Alabama*    | 19-24, L |
| N18 | Texas State*         | 30-12, W |
| N25 | at ULM*              | 67-50, W |
| D2  | Troy*                | 25-32, L |

### Camellia Bowl (Montgomery, Ala.)

|     |                  |          |
|-----|------------------|----------|
| D16 | Middle Tennessee | 30-35, L |
|-----|------------------|----------|

## 2018 8-5 / 5-3 Sun Belt

Head Coach: Blake Anderson

Home: 5-1 | Away: 3-3 | Neutral: 0-1

|     |                      |          |
|-----|----------------------|----------|
| S1  | Southeast Missouri   | 48-21, W |
| S8  | at 1 Alabama         | 7-57, L  |
| S15 | at Tulsa             | 29-20, W |
| S22 | UNLV                 | 27-20, W |
| S29 | at Georgia Southern* | 21-28, L |
| O9  | Appalachian State*   | 9-35, L  |
| O18 | Georgia State*       | 51-35, W |
| O27 | at Louisiana*        | 43-47, L |
| N3  | South Alabama*       | 38-14, W |
| N10 | at Coastal Carolina* | 44-16, W |
| N17 | ULM*                 | 31-17, W |
| N24 | at Texas State*      | 33-7, W  |

### Arizona Bowl (Tucson, Ariz.)

|     |        |                         |
|-----|--------|-------------------------|
| D29 | Nevada | 13-16 <sup>OT</sup> , L |
|-----|--------|-------------------------|

## 2019 8-5 / 5-3 Sun Belt

Head Coach: Blake Anderson

Home: 4-2 | Away: 3-3 | Neutral: 1-0

|     |                   |          |
|-----|-------------------|----------|
| A31 | SMU               | 30-37, L |
| S7  | at UNLV           | 43-17, W |
| S14 | at 3 Georgia      | 0-55, L  |
| S21 | Southern Illinois | 41-28, W |
| S28 | at Troy*          | 50-43, W |
| O5  | at Georgia State* | 38-52, L |
| O17 | Louisiana*        | 20-37, L |
| O26 | Texas State*      | 38-14, W |
| N2  | at ULM*           | 48-41, W |
| N16 | Coastal Carolina* | 28-27, W |
| N23 | Georgia Southern* | 38-33, W |
| N29 | at South Alabama* | 30-34, L |

### Camellia Bowl (Montgomery, Ala.)

|     |     |          |
|-----|-----|----------|
| D21 | FIU | 34-26, W |
|-----|-----|----------|

## 2020 4-7 / 2-6 Sun Belt

Head Coach: Blake Anderson

Home: 3-2 | Away: 1-5

|     |                       |          |
|-----|-----------------------|----------|
| S5  | at Memphis            | 24-37, L |
| S12 | at Kansas State       | 35-31, W |
| O3  | at Coastal Carolina*  | 23-52, L |
| O10 | Central Arkansas      | 50-27, W |
| O15 | Georgia State*        | 59-52, W |
| O22 | at Appalachian State* | 17-45, L |
| O31 | Troy*                 | 10-38, L |
| N7  | at Louisiana*         | 20-27, L |
| N21 | at Texas State*       | 45-47, L |
| N28 | South Alabama*        | 31-38, L |
| D5  | ULM*                  | 48-15, W |



**2021** 2-10 / 1-7 Sun Belt

Head Coach: Butch Jones

Home: 1-5 | Away: 1-5

|     |                      |          |
|-----|----------------------|----------|
| S4  | Central Arkansas     | 40-21, W |
| S11 | Memphis              | 50-55, L |
| S18 | at Washington        | 3-52, L  |
| S25 | at Tulsa             | 34-41, L |
| O2  | at Georgia Southern* | 33-59, L |
| O7  | 15 Coastal Carolina* | 20-52, L |
| O21 | Louisiana*           | 27-28, L |
| O30 | at South Alabama*    | 13-31, L |
| N6  | Appalachian State*   | 14-48, L |
| N13 | at ULM*              | 27-24, W |
| N20 | at Georgia State*    | 20-28, L |
| N27 | Texas State*         | 22-24, L |

**2022** 3-9 / 1-7 Sun Belt

Head Coach: Butch Jones

Home: 3-3 | Away: 0-6

|     |                   |          |
|-----|-------------------|----------|
| S3  | Grambling         | 58-3, W  |
| S10 | at 3 Ohio State   | 12-45, L |
| S17 | at Memphis        | 32-44, L |
| S24 | at Old Dominion*  | 26-29, L |
| O1  | ULM*              | 45-28, W |
| O8  | James Madison*    | 20-52, L |
| O15 | at Southern Miss* | 19-20, L |
| O22 | at Louisiana*     | 18-38, L |
| O29 | South Alabama*    | 3-31, L  |
| N12 | UMass             | 35-33, W |
| N19 | at Texas State*   | 13-16, L |
| N26 | Troy*             | 19-48, L |



# YEARLY RESULTS

RESULTS

| Year | Head Coach       | W-L-T  | Pts | Opp. | H     | A     | N     | Conf. |
|------|------------------|--------|-----|------|-------|-------|-------|-------|
| 1911 | F.T. Parks       | 1-1-0  | 12  | 11   | -     | -     | -     | -     |
| 1912 | F.T. Parks       | 3-1-0  | 39  | 20   | -     | -     | -     | -     |
| 1913 | Clint Young      | 3-1-1  | 157 | 30   | -     | -     | -     | -     |
| 1914 | E.W. Brannon     | 4-3-0  | 85  | 94   | -     | -     | -     | -     |
| 1915 | E.W. Brannon     | 4-1-1  | 100 | 13   | -     | -     | -     | -     |
| 1916 | E.W. Brannon     | 4-3-0  | 72  | 15   | -     | -     | -     | -     |
| 1917 | E.W. Brannon     | 4-2-1  | 158 | 54   | -     | -     | -     | -     |
| 1918 | No Team          |        |     |      |       |       |       |       |
| 1919 | Foy Hammons      | 2-5-0  | 27  | 101  | -     | -     | -     | -     |
| 1920 | Foy Hammons      | 3-3-0  | 56  | 97   | -     | -     | -     | -     |
| 1921 | Foy Hammons      | 3-2-1  | 47  | 33   | -     | -     | -     | -     |
| 1922 | Tom Dandelet     | 0-7-0  | 0   | 401  | -     | -     | -     | -     |
| 1923 | Tom Dandelet     | 0-6-1  | 0   | 164  | -     | -     | -     | -     |
| 1924 | Bill Stanley     | 4-4-0  | 95  | 56   | -     | -     | -     | -     |
| 1925 | Herbert Schwartz | 4-3-1  | 65  | 118  | -     | -     | -     | -     |
| 1926 | Herbert Schwartz | 4-3-1  | 60  | 71   | -     | -     | -     | -     |
| 1927 | Herbert Schwartz | 4-3-0  | 61  | 66   | -     | -     | -     | -     |
| 1928 | Herbert Schwartz | 3-3-1  | 105 | 65   | -     | -     | -     | -     |
| 1929 | Herbert Schwartz | 2-5-0  | 61  | 137  | -     | -     | -     | -     |
| 1930 | Herbert Schwartz | 1-4-3  | 20  | 84   | -     | -     | -     | -     |
| 1931 | Jack Dale        | 6-2-0  | 98  | 53   | -     | -     | -     | -     |
| 1932 | E.T. Renfro      | 3-4-0  | 98  | 73   | -     | -     | -     | -     |
| 1933 | E.T. Renfro      | 2-4-2  | 34  | 79   | -     | -     | -     | -     |
| 1934 | Tommie Mills     | 2-5-1  | 31  | 80   | -     | -     | -     | -     |
| 1935 | Tommie Mills     | 2-7-0  | 38  | 198  | -     | -     | -     | -     |
| 1936 | Leslie Speck     | 3-5-0  | 54  | 188  | -     | -     | -     | -     |
| 1937 | Leslie Speck     | 1-5-0  | 16  | 267  | -     | -     | -     | -     |
| 1938 | Leslie Speck     | 3-3-0  | 54  | 68   | -     | -     | -     | -     |
| 1939 | Bill Adams       | 4-3-0  | 65  | 98   | -     | -     | -     | -     |
| 1940 | Bill Adams       | 1-4-2  | 45  | 98   | -     | -     | -     | -     |
| 1941 | Bill Adams       | 0-7-0  | 0   | 308  | -     | -     | -     | -     |
| 1942 | No Team          |        |     |      |       |       |       |       |
| 1943 | No Team          |        |     |      |       |       |       |       |
| 1944 | No Team          |        |     |      |       |       |       |       |
| 1945 | J.A. Tomlinson   | 2-4-1  | 51  | 95   | -     | -     | -     | -     |
| 1946 | Forrest England  | 4-3-3  | 99  | 103  | -     | -     | -     | -     |
| 1947 | Forrest England  | 4-2-3  | 159 | 91   | -     | -     | -     | -     |
| 1948 | Forrest England  | 4-4-1  | 131 | 186  | -     | -     | -     | -     |
| 1949 | Forrest England  | 5-4-0  | 111 | 149  | -     | -     | -     | -     |
| 1950 | Forrest England  | 6-3-0  | 200 | 179  | 3-1-0 | 3-2-0 | -     | -     |
| 1951 | Forrest England  | 10-2-0 | 456 | 98   | 4-0-0 | 5-1-0 | 1-1-0 | -     |
| 1952 | Forrest England  | 8-3-0  | 351 | 117  | 4-1-0 | 4-1-0 | 0-1-0 | -     |
| 1953 | Forrest England  | 8-0-2  | 239 | 65   | 4-0-1 | 4-0-0 | 0-0-1 | -     |
| 1954 | Glenn Harmeson   | 1-8-0  | 74  | 349  | 1-4-0 | 0-4-0 | -     | -     |
| 1955 | Gene Harlow      | 6-3-0  | 202 | 127  | 2-2-0 | 4-1-0 | -     | -     |





| Year | Head Coach      | W-L-T | Pts | Opp. | H     | A     | N | Conf. |
|------|-----------------|-------|-----|------|-------|-------|---|-------|
| 1956 | Gene Harlow     | 5-4-0 | 193 | 170  | 3-1-0 | 2-3-0 | - | -     |
| 1957 | Gene Harlow     | 4-5-0 | 138 | 180  | 3-1-0 | 1-4-0 | - | -     |
| 1958 | Hugh Taylor     | 4-5-0 | 162 | 176  | 2-2-0 | 2-3-0 | - | -     |
| 1959 | Hugh Taylor     | 3-6-0 | 171 | 214  | 3-2-0 | 0-4-0 | - | -     |
| 1960 | King Block      | 4-5-0 | 116 | 138  | 2-2-0 | 2-3-0 | - | -     |
| 1961 | King Block      | 3-6-0 | 84  | 179  | 2-2-0 | 1-4-0 | - | -     |
| 1962 | King Block      | 6-3-0 | 146 | 96   | 4-1-0 | 2-2-0 | - | -     |
| 1963 | Bennie Ellender | 2-6-0 | 159 | 174  | 2-4-0 | 0-2-0 | - | -     |

**Southland Conference**

|      |                 |        |     |     |       |       |       |       |
|------|-----------------|--------|-----|-----|-------|-------|-------|-------|
| 1964 | Bennie Ellender | 7-0-2  | 148 | 61  | 3-0-1 | 4-0-1 | -     | 2-0-2 |
| 1965 | Bennie Ellender | 6-3-0  | 157 | 107 | 4-1-0 | 2-2-0 | -     | 1-3-0 |
| 1966 | Bennie Ellender | 7-2-0  | 222 | 109 | 3-1-0 | 4-1-0 | -     | 2-2-0 |
| 1967 | Bennie Ellender | 4-5-0  | 126 | 116 | 2-2-0 | 2-2-0 | 0-1-0 | 2-2-0 |
| 1968 | Bennie Ellender | 7-3-1  | 245 | 172 | 4-0-0 | 2-2-1 | 1-1-0 | 3-0-1 |
| 1969 | Bennie Ellender | 8-1-1  | 262 | 140 | 3-0-1 | 3-1-0 | 2-0-0 | 4-0-0 |
| 1970 | Bennie Ellender | 11-0-0 | 360 | 134 | 5-0-0 | 4-0-0 | 2-0-0 | 4-0-0 |
| 1971 | Bill Davidson   | 4-4-1  | 174 | 147 | 2-1-1 | 1-3-0 | 1-0-0 | 1-3-1 |
| 1972 | Bill Davidson   | 3-8-0  | 163 | 198 | 0-4-0 | 3-3-0 | 0-1-0 | 1-4-0 |
| 1973 | Bill Davidson   | 7-3-0  | 249 | 166 | 5-0-0 | 1-3-0 | 1-0-0 | 3-2-0 |
| 1974 | Bill Davidson   | 7-3-0  | 215 | 122 | 5-0-0 | 1-3-0 | 1-0-0 | 3-2-0 |
| 1975 | Bill Davidson   | 11-0-0 | 355 | 81  | 5-0-0 | 5-0-0 | 1-0-0 | 5-0-0 |
| 1976 | Bill Davidson   | 5-6-0  | 274 | 221 | 3-2-0 | 2-4-0 | -     | 2-3-0 |
| 1977 | Bill Davidson   | 7-4-0  | 184 | 214 | 3-2-0 | 4-2-0 | -     | 2-3-0 |
| 1978 | Bill Davidson   | 7-4-0  | 163 | 144 | 4-0-0 | 3-3-0 | 0-1-0 | 4-1-0 |
| 1979 | Larry Lacewell  | 4-7-0  | 167 | 188 | 2-3-0 | 2-4-0 | -     | 1-4-0 |
| 1980 | Larry Lacewell  | 2-9-0  | 129 | 269 | 2-3-0 | 0-6-0 | -     | 0-5-0 |
| 1981 | Larry Lacewell  | 6-5-0  | 177 | 159 | 3-2-0 | 3-3-0 | -     | 3-2-0 |
| 1982 | Larry Lacewell  | 5-6-0  | 170 | 244 | 2-3-0 | 3-3-0 | -     | 2-3-0 |
| 1983 | Larry Lacewell  | 5-5-1  | 195 | 226 | 3-2-0 | 2-2-1 | 0-1-0 | 3-3-0 |
| 1984 | Larry Lacewell  | 8-4-1  | 347 | 187 | 5-0-1 | 3-4-0 | -     | 4-1-0 |
| 1985 | Larry Lacewell  | 9-4-0  | 322 | 169 | 6-0-0 | 3-4-0 | -     | 5-1-0 |
| 1986 | Larry Lacewell  | 12-2-1 | 452 | 210 | 8-0-0 | 4-1-1 | 0-1-0 | 5-0-0 |

**Independent**

|      |                |        |     |     |       |       |   |   |
|------|----------------|--------|-----|-----|-------|-------|---|---|
| 1987 | Larry Lacewell | 8-4-1  | 395 | 277 | 4-1-0 | 4-3-1 | - | - |
| 1988 | Larry Lacewell | 5-6-0  | 261 | 245 | 2-2-0 | 3-4-0 | - | - |
| 1989 | Larry Lacewell | 5-6-0  | 261 | 265 | 2-3-0 | 3-3-0 | - | - |
| 1990 | Al Kincaid     | 3-7-1  | 200 | 313 | 2-1-0 | 1-6-1 | - | - |
| 1991 | Al Kincaid     | 1-10-0 | 189 | 361 | 1-5-0 | 0-5-0 | - | - |
| 1992 | Ray Perkins    | 2-9-0  | 118 | 402 | 1-3-0 | 1-6-0 | - | - |

**Big West Conference**

|      |           |        |     |     |       |       |   |       |
|------|-----------|--------|-----|-----|-------|-------|---|-------|
| 1993 | John Bobo | 2-8-1  | 122 | 274 | 2-3-0 | 0-5-1 | - | 1-5-0 |
| 1994 | John Bobo | 1-10-0 | 123 | 316 | 1-3-0 | 0-7-0 | - | 0-6-0 |
| 1995 | John Bobo | 6-5-0  | 265 | 270 | 5-1-0 | 1-4-0 | - | 3-3-0 |

**Independent**

|      |           |     |     |     |     |     |   |   |
|------|-----------|-----|-----|-----|-----|-----|---|---|
| 1996 | John Bobo | 4-7 | 246 | 332 | 4-1 | 0-6 | - | - |
|------|-----------|-----|-----|-----|-----|-----|---|---|



# YEARLY RESULTS

RESULTS

| Year                       | Head Coach     | W-L-T       | Pts | Opp. | H    | A    | N   | Conf. |
|----------------------------|----------------|-------------|-----|------|------|------|-----|-------|
| 1997                       | Joe Hollis     | 2-9         | 201 | 394  | 2-3  | 0-6  | -   | -     |
| 1998                       | Joe Hollis     | 4-8         | 216 | 385  | 3-3  | 1-5  | -   | -     |
| <b>Big West Conference</b> |                |             |     |      |      |      |     |       |
| 1999                       | Joe Hollis     | 4-7         | 246 | 332  | 3-2  | 1-5  | -   | 2-3   |
| 2000                       | Joe Hollis     | 1-10        | 247 | 410  | 1-4  | 0-6  | -   | 1-4   |
| <b>Sun Belt Conference</b> |                |             |     |      |      |      |     |       |
| 2001                       | Joe Hollis     | 2-9         | 177 | 357  | 2-4  | 0-5  | -   | 2-4   |
| 2002                       | Steve Roberts  | 6-7         | 259 | 361  | 4-2  | 2-4  | 0-1 | 3-3   |
| 2003                       | Steve Roberts  | 5-7         | 242 | 401  | 3-1  | 1-6  | 0-1 | 3-3   |
| 2004                       | Steve Roberts  | 3-8         | 215 | 365  | 2-2  | 1-6  | -   | 3-4   |
| 2005                       | Steve Roberts  | 6-6*        | 294 | 303  | 5-0* | 1-4* | 0-2 | 5-2*  |
| 2006                       | Steve Roberts  | 6-6*        | 182 | 289  | 3-1* | 3-4* | 0-1 | 4-3*  |
| 2007                       | Steve Roberts  | 5-7         | 291 | 331  | 5-1  | 0-6  | -   | 3-4   |
| 2008                       | Steve Roberts  | 6-6         | 182 | 289  | 4-1  | 2-5  | -   | 4-3   |
| 2009                       | Steve Roberts  | 4-8         | 272 | 279  | 3-2  | 1-6  | -   | 3-5   |
| 2010                       | Steve Roberts  | 4-8         | 360 | 369  | 3-2  | 1-6  | -   | 4-4   |
| 2011                       | Hugh Freeze    | 10-3        | 422 | 270  | 6-0  | 4-2  | 0-1 | 8-0   |
| 2012                       | Gus Malzahn    | 10-3        | 454 | 318  | 5-1  | 4-2  | 1-0 | 7-1   |
| 2013                       | Bryan Harsin   | 8-5         | 379 | 340  | 5-1  | 2-4  | 1-0 | 5-2   |
| 2014                       | Blake Anderson | 7-6         | 477 | 396  | 5-1  | 2-4  | 0-1 | 5-3   |
| 2015                       | Blake Anderson | 9-4         | 520 | 393  | 5-1  | 4-2  | 0-1 | 8-0   |
| 2016                       | Blake Anderson | 8-5         | 355 | 279  | 4-2  | 3-3  | 1-0 | 7-1   |
| 2017                       | Blake Anderson | 7-5         | 454 | 309  | 4-1  | 3-3  | 0-1 | 6-2   |
| 2018                       | Blake Anderson | 8-5         | 394 | 333  | 4-2  | 3-3  | 1-0 | 5-3   |
| 2019                       | Blake Anderson | 8-5         | 438 | 444  | 4-2  | 3-3  | 1-0 | 5-3   |
| 2020                       | Blake Anderson | 4-7         | 362 | 409  | 3-2  | 1-5  | 0-0 | 2-6   |
| 2021                       | Butch Jones    | 2-10        | 303 | 463  | 1-5  | 1-5  | 0-0 | 1-7   |
| 2022                       | Butch Jones    | 3-9         | 300 | 377  | 3-3  | 0-6  | 0-0 | 1-7   |
| Totals                     |                | 494-518-37* |     |      |      |      |     |       |

\* 4 wins in 2005 and 6 wins in 2006 later vacated due to NCAA sanctions.  
 Shading reflects conference champion

# BY THE DECADE RESULTS



## 1911-1919 (25-17-3, .589) **Points**

|              |                      |
|--------------|----------------------|
| Home: N/A    | Less than 10: 7-17-3 |
| Away: N/A    | 10-20: 10-0-0        |
| Neutral: N/A | 21-30: 3-0-0         |
|              | 31-40: 0-0-0         |
|              | More than 40: 5-0-0  |

## 1920-29 (27-39-5, .416) **Points**

|              |                      |
|--------------|----------------------|
| Home: N/A    | Less than 10: 5-35-5 |
| Away: N/A    | 10-20: 16-4-0        |
| Neutral: N/A | 21-30: 4-0-0         |
|              | 31-40: 1-0-0         |
|              | More than 40: 1-0-0  |

## 1930-39 (27-42-6, .400) **Points**

|              |                       |
|--------------|-----------------------|
| Home: N/A    | Less than 10: 10-41-6 |
| Away: N/A    | 10-20: 12-1-0         |
| Neutral: N/A | 21-30: 3-0-0          |
|              | 31-40: 1-0-0          |
|              | More than 40: 1-0-0   |

## 1940-49 (20-28-10, .431) **Points**

|              |                      |
|--------------|----------------------|
| Home: N/A    | Less than 10: 3-23-6 |
| Away: N/A    | 10-20: 9-5-4         |
| Neutral: N/A | 21-30: 6-0-0         |
|              | 31-40: 1-0-0         |
|              | More than 40: 1-0-0  |

## 1950-59 (55-39-2, .590) **Points**

|                |                      |
|----------------|----------------------|
| Home: 29-14-1  | Less than 10: 0-25-1 |
| Away: 25-23-0  | 10-20: 10-14-1       |
| Neutral: 1-2-1 | 21-30: 13-0-0        |
|                | 31-40: 15-0-0        |
|                | More than 40: 17-0-0 |

## 1960-69 (54-34-4, .609) **Points**

|                |                      |
|----------------|----------------------|
| Home: 29-13-2  | Less than 10: 4-23-2 |
| Away: 22-19-2  | 10-20: 21-7-1        |
| Neutral: 3-2-0 | 21-30: 17-3-1        |
|                | 31-40: 7-1-0         |
|                | More than 40: 6-0-0  |

## 1970-79 (66-39-1, .627) **Points**

|                |                      |
|----------------|----------------------|
| Home: 34-12-1  | Less than 10: 3-15-0 |
| Away: 26-25-0  | 10-20: 16-17-1       |
| Neutral: 6-2-0 | 21-30: 24-7-0        |
|                | 31-40: 13-0-0        |
|                | More than 40: 10-0-0 |

## 1980-89 (65-51-4, .558) **Points**

|                |                      |
|----------------|----------------------|
| Home: 37-16-1  | Less than 10: 1-18-0 |
| Away: 28-33-3  | 10-20: 17-18-3       |
| Neutral: 0-2-0 | 21-30: 19-12-1       |
|                | 31-40: 16-2-0        |
|                | More than 40: 12-1-0 |

## 1990-99 (29-80-2, .270) **Points**

|                |                      |
|----------------|----------------------|
| Home: 24-25-0  | Less than 10: 0-33-0 |
| Away: 5-55-2   | 10-20: 9-28-1        |
| Neutral: 0-0-0 | 21-30: 8-17-1        |
|                | 31-40: 6-2-0         |
|                | More than 40: 6-0-0  |

## 2000-09 (34-74-0\*, .315) **Points**

|                |                      |
|----------------|----------------------|
| Home: 25-18-0  | Less than 10: 1-23-0 |
| Away: 8-52-0   | 10-20: 4-31-0        |
| Neutral: 1-4-0 | 21-30: 12-15-0       |
|                | 31-40: 10-5-0        |
|                | More than 40: 7-0-0  |

*\* 10 wins (4 in 2005, 6 in 2006) vacated due to NCAA sanctions. Actual on-field record for decade is 44-74-0 (.373). Actual on-field H/A/N record for decade is 32-18-0 (Home), 11-52-0 (Away) and 1-4-0 (Neutral)*

## 2010-19 (79-49-0, .617) **Points**

|              |                      |
|--------------|----------------------|
| Home: 46-12  | Less than 10: 0-9-0  |
| Away: 29-32  | 10-20: 3-16-0        |
| Neutral: 4-5 | 21-30: 12-14-0       |
|              | 31-40: 25-8-0        |
|              | More than 40: 39-2-0 |

## 2020-22 (9-26, .257) **Points**

|              |                     |
|--------------|---------------------|
| Home: 7-10   | Less than 10: 0-2-0 |
| Away: 2-16   | 10-20: 0-12-0       |
| Neutral: 0-0 | 21-30: 1-5-0        |
|              | 31-40: 3-4-0        |
|              | More than 40: 5-2-0 |



# HOMECOMING GAME RESULTS

RESULTS

| Year | Opponent            | Result   | Queen                    |
|------|---------------------|----------|--------------------------|
| 1921 | Central Arkansas    | 6-13, L  |                          |
| 1922 | Arkansas Tech       | 0-69, L  | AG McGill*               |
| 1923 | ASU Alumni          | 0-0, T   | Jewell Smith*            |
| 1924 | ASU Alumni          | 24-0, W  | Mae Nichols*             |
| 1925 | Central Arkansas    | 12-6, W  | Amelia Griffin*          |
| 1926 | Lyon College        | 14-7, W  |                          |
| 1927 | Mayfield College    | 12-0, W  | Elizabeth Altman         |
| 1928 | Little Rock         | 6-0, W   |                          |
| 1929 | Lyon College        | 13-54, L | Martha Little            |
| 1930 | Lyon College        | 0-27, L  | Eila McElyea             |
| 1931 | Southern Arkansas   | 13-7, W  | GM Graves                |
| 1932 | Arkansas-Monticello | 0-13, L  | Dorothy Matthews         |
| 1933 |                     |          |                          |
| 1934 |                     |          | Nina Crockett            |
| 1935 | Arkansas-Monticello | 10-0, W  | M. McGlasson             |
| 1936 | Southern Arkansas   | 13-6, W  | Lucie Mai Weaver         |
| 1937 | UT Martin           | 7-16, L  | Arlene Bullard           |
| 1938 | Hendrix             | 0-6, L   | Maggie Hogue             |
| 1939 | Southern Illinois   | 7-0, W   | Mildred Hout             |
| 1940 | Austin Peay         | 13-0, W  | B. Lawhon, H. Sturdivant |
| 1946 | Illinois Wesleyan   | 20-0, W  | Doris Harding            |
| 1947 | Central Arkansas    | 0-0, T   | Betty Blackwood          |
| 1948 | Henderson State     | 32-14, W | Jonny Bogess             |
| 1949 | Delta State         | 7-6, W   | Shirley Swaim            |
| 1950 | Henderson State     | 27-13, W | Mary Dean                |
| 1951 | North Alabama       | 35-13, W | Sue Tyler                |
| 1952 | Lewis College       | 42-0, W  | Nancy Cunningham         |
| 1953 | Southern Arkansas   | 49-0, W  | Mary Ann Donaldson       |
| 1954 | Southeastern        | 0-51, L  | Carolyn Bollinger        |
| 1955 | Murray State        | 7-13, L  | Ina Lee Wiles            |
| 1956 | Louisiana Tech      | 21-13, W | Sue Fitzgerald           |
| 1957 | SE Oklahoma         | 32-7, W  | Nancy Hubbell            |
| 1958 | Austin Peay         | 16-0, W  | Gaylene Houck            |
| 1959 | Murray State        | 36-18, W | Carol Carr               |
| 1960 | Southern Miss       | 14-13, W | Sue Cato                 |
| 1961 | Murray State        | 22-14, W | Carolyn Cheek            |
| 1962 | Southern Miss       | 7-20, L  | Betty Dee Keith          |
| 1963 | Murray State        | 33-34, L | Pat Warneke              |
| 1964 | Delta State         | 7-6, W   | Sue Stewart              |
| 1965 | Murray State        | 27-13, W | Betty Steinsiek          |
| 1966 | Lamar               | 0-17, L  | Lynn Valenteen           |
| 1967 | Abilene Christian   | 24-14, W | Ann Smithwick            |
| 1968 | Lamar               | 48-17, W | Jennifer Ware            |
| 1969 | Drake               | 21-21, T | Maria Stewart            |
| 1970 | North Dakota        | 23-18, W | Holly Dodd               |
| 1971 | UT Arlington        | 28-7, W  | Phoebe Cyrus             |
| 1972 | Trinity             | 22-32, L | Tonya Hottel             |
| 1973 | Illinois State      | 38-20, W | Veda Bunch               |
| 1974 | ULM                 | 17-14, W | Marilyn Broadway         |
| 1975 | Chattanooga         | 48-0, W  | Rene Scaife              |
| 1976 | Lamar               | 31-0, W  | LaDoris Speights         |
| 1977 | Louisiana           | 17-15, W | Christi Flynn            |
| 1978 | Lamar               | 6-3, W   | Lee Ann Longinotti       |
| 1979 | Lamar               | 10-20, L | Debbie Shumaker          |
| 1980 | McNeese State       | 28-36, L | Becky Grace              |
| 1981 | Louisiana           | 14-3, W  | Sandy Statler            |
| 1982 | McNeese State       | 10-21, L | Jennifer Green           |
| 1983 | Louisiana Tech      | 21-7, W  | Brooke Breeding          |

| Year | Opponent           | Result                  | Queen             |
|------|--------------------|-------------------------|-------------------|
| 1984 | Lamar              | 37-10, W                | Traci Carlson     |
| 1985 | UT Arlington       | 13-12, W                | Paula Gibson      |
| 1986 | Lamar              | 56-7, W                 | Leith Mills       |
| 1987 | North Texas        | 27-20, W                | Fayeth Williams   |
| 1988 | Illinois State     | 28-10, W                | Kathy Desgranges  |
| 1989 | Pittsburg State    | 13-34, L                | Michelle Weser    |
| 1990 | Northwestern State | 16-8, W                 | Michelle Sample   |
| 1991 | Missouri State     | 20-37, L                | Tammy Thomas      |
| 1992 | Northwestern State | 18-24, L                | Mitzi Talkington  |
| 1993 | Louisiana          | 3-19, L                 | Marci Lawrence    |
| 1994 | Pacific            | 16-30, L                | Molly Mayer       |
| 1995 | Jacksonville State | 37-6, W                 | Angela Moore      |
| 1996 | Southeast Missouri | 38-9, W                 | Heather Harrison  |
| 1997 | Louisiana          | 38-41, L                | Sonja Reddick     |
| 1998 | New Mexico State   | 34-31 <sup>OT</sup> , W | Jill Babb         |
| 1999 | Idaho              | 24-30 <sup>OT</sup> , L | Andrea Hyman      |
| 2000 | Richmond           | 27-30, L                | Lorna Scaife      |
| 2001 | Jacksonville State | 28-31, L                | Ellen Morgan      |
| 2002 | North Texas        | 10-13, L                | Shantell Jackson  |
| 2003 | Southeast Missouri | 21-3, W                 | Shelley Lumeck    |
| 2004 | Troy               | 13-9, W                 | Lauren Davis      |
| 2005 | Florida Atlantic   | 3-0, W                  | Tiffany Frazier   |
| 2006 | North Texas        | 29-10, W                | Lacey Hawkins     |
| 2007 | Louisiana          | 52-21, W                | Amy Smith         |
| 2008 | Middle Tennessee   | 31-14, W                | Anna Callaway     |
| 2009 | FIU                | 27-10, W                | Sharnea Diggs     |
| 2010 | Louisville         | 24-34, L                | Sydney Clinger    |
| 2011 | North Texas        | 37-14, W                | Candice Biggers   |
| 2012 | South Alabama      | 36-29, W                | Becca Hutchison   |
| 2013 | Idaho              | 48-34, W                | Stevie Oberrey    |
| 2014 | ULM                | 28-24, W                | Ellen Hakenwerth  |
| 2015 | Idaho              | 49-35, W                | Kaily Nix         |
| 2016 | South Alabama      | 17-7, W                 | Hannah Aldridge   |
| 2017 | Coastal Carolina   | 51-17, W                | Jasmine Okafor    |
| 2018 | South Alabama      | 38-14, W                | Stacey Mott       |
| 2019 | Texas State        | 38-14, W                | Kynlee Cunningham |
| 2020 | Central Arkansas   | 50-27, W                | Alexa Floyd       |
| 2021 | Appalachian State  | 14-48, L                | Maddyson Lamb     |
| 2022 | ULM                | 45-28, W                | Sydney Stauffer   |

**Totals 64-30-3**

# TOP-25 RESULTS



| Rank | Record | Last | Rank         | Record | Last |
|------|--------|------|--------------|--------|------|
| 1    | 0-1    | 2018 | 14           | 0-1    | 2004 |
| 2    | 0-1    | 2008 | 15           | 0-1    | 2021 |
| 3    | 0-2    | 2022 | 16           | 0-1    | 2002 |
| 4    | 0-1    | 2007 | 17           | --     | --   |
| 5    | 0-1    | 2012 | 18           | 0-4    | 2004 |
| 6    | 0-2    | 2006 | 19           | 0-2    | 1996 |
| 7    | 0-1    | 1998 | 20           | 0-1    | 2000 |
| 8    | 0-2    | 2015 | 21           | 0-2    | 2015 |
| 9    | 0-1    | 1994 | 22           | 0-2    | 2010 |
| 10   | --     | --   | 23           | --     | --   |
| 11   | --     | --   | 24           | --     | --   |
| 12   | --     | --   | 25           | 2-4    | 2016 |
| 13   | 0-3    | 2011 | <b>Total</b> | 2-33   |      |

| No. 1    |            |         |
|----------|------------|---------|
| Date     | Opponent   | Result  |
| 9/8/2018 | at Alabama | 7-57, L |

| No. 2     |            |         |
|-----------|------------|---------|
| Date      | Opponent   | Result  |
| 11/1/2008 | at Alabama | 0-35, L |

| No. 3     |               |          |
|-----------|---------------|----------|
| Date      | Opponent      | Result   |
| 9/14/2019 | at Georgia    | 0-55, L  |
| 9/10/2022 | at Ohio State | 12-45, L |

| No. 4    |          |          |
|----------|----------|----------|
| Date     | Opponent | Result   |
| 9/1/2007 | at Texas | 13-21, L |

| No. 5    |           |          |
|----------|-----------|----------|
| Date     | Opponent  | Result   |
| 9/1/2012 | at Oregon | 34-57, L |

| No. 6     |           |         |
|-----------|-----------|---------|
| Date      | Opponent  | Result  |
| 9/11/2004 | at LSU    | 3-53, L |
| 11/4/2006 | at Auburn | 0-27, L |

| No. 7     |          |         |
|-----------|----------|---------|
| Date      | Opponent | Result  |
| 9/12/1998 | at LSU   | 6-42, L |

| No. 8    |            |         |
|----------|------------|---------|
| Date     | Opponent   | Result  |
| 9/4/1993 | at Florida | 6-44, L |
| 9/5/2015 | at USC     | 6-55, L |

| No. 10     |                   |         |
|------------|-------------------|---------|
| Date       | Opponent          | Result  |
| 11/12/1994 | at Colorado State | 3-48, L |

| No. 13    |                  |          |
|-----------|------------------|----------|
| Date      | Opponent         | Result   |
| 9/12/1992 | at Oklahoma      | 0-61, L  |
| 10/3/2009 | at Iowa          | 21-24, L |
| 9/17/2011 | at Virginia Tech | 7-26, L  |

| No. 14    |                  |         |
|-----------|------------------|---------|
| Date      | Opponent         | Result  |
| 9/27/2004 | at Virginia Tech | 0-50, L |

| No. 15    |                  |          |
|-----------|------------------|----------|
| Date      | Opponent         | Result   |
| 10/7/2021 | Coastal Carolina | 20-52, L |

| No. 16    |                  |         |
|-----------|------------------|---------|
| Date      | Opponent         | Result  |
| 8/25/2002 | at Virginia Tech | 7-63, L |

| No. 18     |             |          |
|------------|-------------|----------|
| Date       | Opponent    | Result   |
| 11/15/1958 | at Florida  | 7-51, L  |
| 10/20/1990 | at Ole Miss | 13-42, L |
| 9/23/2000  | at TCU      | 3-52, L  |
| 9/4/2004   | at Missouri | 20-52, L |

| No. 19     |                      |         |
|------------|----------------------|---------|
| Date       | Opponent             | Result  |
| 10/11/1986 | at Mississippi State | 9-24, L |
| 8/31/1996  | at BYU               | 9-58, L |

| No. 20   |             |         |
|----------|-------------|---------|
| Date     | Opponent    | Result  |
| 9/9/2000 | at Oklahoma | 7-45, L |

| No. 21    |                  |          |
|-----------|------------------|----------|
| Date      | Opponent         | Result   |
| 9/3/1994  | at Virginia Tech | 7-34, L  |
| 9/12/2015 | Missouri         | 20-27, L |

| No. 22    |             |          |
|-----------|-------------|----------|
| Date      | Opponent    | Result   |
| 9/12/2009 | at Nebraska | 9-38, L  |
| 9/4/2010  | at Auburn   | 26-52, L |

| No. 25     |                      |          |
|------------|----------------------|----------|
| Date       | Opponent             | Result   |
| 10/24/1992 | at Mississippi State | 6-56, L  |
| 10/14/1995 | at Texas Tech        | 25-63, L |
| 10/12/2002 | at Ole Miss          | 17-52, L |
| 9/18/2004  | Memphis              | 35-47, L |
| 1/6/2013   | vs Kent State        | 17-13, W |
| 11/17/2016 | at Troy              | 35-3, W  |

RESULTS



# TOTAL OFFENSE RECORDS

RECORDS

## INDIVIDUAL SINGLE GAME

### MOST PLAYS

| Rk | No. | Player vs Opp.                     | Year |
|----|-----|------------------------------------|------|
| 1  | 76  | Fredi Knighten at Texas State      | 2014 |
| 2  | 74  | Justice Hansen vs MTSU             | 2017 |
| 3  | 72  | Justice Hansen at Nebraska         | 2017 |
| 4  | 68  | Ryan Aplin vs Northern Ill.        | 2011 |
| 5  | 67  | Justice Hansen at Louisiana        | 2016 |
| T6 | 66  | Justice Hansen at Georgia Southern | 2018 |
| T6 | 66  | Justice Hansen vs Troy             | 2017 |
| 8  | 63  | Ryan Aplin at Western Kentucky     | 2011 |
| T9 | 62  | Justice Hansen at South Alabama    | 2017 |
| T9 | 62  | Roy Johnson vs Louisiana           | 1990 |

### MOST NET YARDS

| Rk | No. | Player vs Opp.                     | Year |
|----|-----|------------------------------------|------|
| 1  | 549 | Justice Hansen at ULM              | 2017 |
| 2  | 489 | Justice Hansen vs Troy             | 2017 |
| T3 | 454 | Justice Hansen vs SEMO             | 2018 |
| T3 | 454 | Ryan Aplin at Troy                 | 2012 |
| 5  | 449 | Fredi Knighten vs NM State         | 2014 |
| T6 | 442 | Layne Hatcher at ULM               | 2021 |
| T6 | 442 | Ryan Aplin at Louisiana            | 2010 |
| 8  | 440 | Justice Hansen at Louisiana        | 2016 |
| 9  | 419 | Justice Hansen vs Central Arkansas | 2016 |
| 10 | 416 | Justice Hansen at Georgia Southern | 2018 |

### MOST AVERAGE YARDS PER PLAY

| Rk | No.  | Player vs Opp.                      | Year |
|----|------|-------------------------------------|------|
| T1 | 17.4 | Dennis Forrest at Ole Miss          | 1988 |
| T1 | 17.4 | James Hamilton vs Lamar             | 1970 |
| 3  | 17.1 | Putzer Dayton vs Texas A&M-Commerce | 1987 |
| T4 | 15.4 | Reggie Arnold vs Texas Southern     | 2008 |
| T4 | 15.4 | Brandon Thompkins at Troy           | 2006 |
| 6  | 14.3 | Michael Gordon vs Troy              | 2013 |
| 7  | 13.1 | Earl Easley vs Texas A&M-Commerce   | 1987 |
| 8  | 12.5 | Larry Harris at Wyoming             | 1990 |

### YEAR-BY-YEAR TOTAL OFFENSE LEADERS

| Year | Name          | Plays | Rush | Pass | Total |
|------|---------------|-------|------|------|-------|
| 1950 | Richie Voit   | 149   | 759  | 0    | 759   |
| 1951 | Richie Voit   | 227   | 1125 | 0    | 1125  |
| 1952 | Richie Voit   | 207   | 1250 | 0    | 1250  |
| 1953 | Richie Voit   | 191   | 825  | 49   | 874   |
| 1954 | Tommy Spiers  | 79    | -36  | 368  | 332   |
| 1955 | Tommy Spiers  | 126   | 5    | 519  | 524   |
| 1956 | Eddie Romeo   | 111   | 701  | 0    | 701   |
| 1957 | Bill Caldwell | 116   | -1   | 501  | 500   |
| 1958 | Bill Caldwell | 109   | 142  | 388  | 530   |
| 1959 | Bill Caldwell | 216   | 322  | 959  | 1281  |
| 1960 | Jim McMurray  | 163   | 292  | 344  | 636   |
| 1961 | Jim McMurray  | 142   | 191  | 331  | 522   |
| 1962 | Sammy Weir    | 181   | 418  | 370  | 788   |
| 1963 | Gary Everett  | 123   | 55   | 692  | 747   |
| 1964 | Gary Everett  | 102   | 85   | 454  | 539   |

|      |                  |     |      |      |      |
|------|------------------|-----|------|------|------|
| 1965 | Terry Gwin       | 165 | 534  | 292  | 826  |
| 1966 | Tim Keane        | 214 | -7   | 1015 | 1008 |
| 1967 | Cecil LaGrone    | 192 | -15  | 900  | 885  |
| 1968 | James Hamilton   | 317 | 62   | 1238 | 1300 |
| 1969 | James Hamilton   | 317 | 274  | 1172 | 1446 |
| 1970 | James Hamilton   | 308 | 101  | 1622 | 1723 |
| 1971 | James Hamilton   | 265 | -56  | 1351 | 1295 |
| 1972 | Stan Winfrey     | 168 | 869  | 0    | 869  |
| 1973 | Steve Burks      | 237 | 580  | 407  | 987  |
| 1974 | Willie Harris    | 151 | 654  | 0    | 654  |
| 1975 | Dennis Bolden    | 186 | 1191 | 0    | 1191 |
| 1976 | Leroy Harris     | 150 | 1046 | 0    | 1046 |
| 1977 | Kennon Taylor    | 320 | 285  | 1404 | 1689 |
| 1978 | Kennon Taylor    | 292 | 94   | 1087 | 1181 |
| 1979 | Gene Bradley     | 320 | 350  | 1091 | 1441 |
| 1980 | Erven Beasley    | 84  | 433  | 0    | 433  |
| 1981 | Tim langford     | 197 | 528  | 345  | 873  |
| 1982 | Tim Langford     | 182 | 222  | 534  | 756  |
| 1983 | Tim Langford     | 341 | 573  | 1156 | 1729 |
| 1984 | Dwane Brown      | 286 | 500  | 748  | 1248 |
| 1985 | Dwane Brown      | 334 | 675  | 1205 | 1880 |
| 1986 | Dwane Brown      | 256 | 567  | 862  | 1429 |
| 1987 | Dwane Brown      | 235 | 450  | 665  | 1115 |
| 1988 | Earl Easley      | 242 | 861  | 169  | 1030 |
| 1989 | Roy Johnson      | 312 | 925  | 941  | 1866 |
| 1990 | Roy Johnson      | 388 | 380  | 1561 | 1941 |
| 1991 | Roy Johnson      | 433 | 782  | 1747 | 2529 |
| 1992 | Tom Sears        | 232 | 100  | 1159 | 1259 |
| 1993 | Johnny Covington | 242 | -5   | 1069 | 1064 |
| 1994 | Johnny Covington | 213 | -11  | 830  | 819  |
| 1995 | Johnny Covington | 395 | -30  | 2127 | 2097 |
| 1996 | Jeremie Watkins  | 236 | -43  | 1481 | 1433 |
| 1997 | Cleo Lemon       | 262 | -62  | 1452 | 1390 |
| 1998 | Cleo Lemon       | 454 | -241 | 2721 | 2480 |
| 1999 | Cleo Lemon       | 263 | -94  | 1569 | 1475 |
| 2000 | Cleo Lemon       | 350 | -48  | 1964 | 1916 |
| 2001 | Jonathan Adams   | 234 | 1004 | 0    | 1004 |
| 2002 | Elliot Jacobs    | 340 | 193  | 1751 | 1944 |
| 2003 | Elliot Jacobs    | 325 | 217  | 1537 | 1754 |
| 2004 | Nick Noce        | 403 | 249  | 2115 | 2364 |
| 2005 | Nick Noce        | 407 | 236  | 2052 | 2288 |
| 2006 | Corey Leonard    | 338 | 331  | 1321 | 1652 |
| 2007 | Corey Leonard    | 520 | 547  | 2735 | 2782 |
| 2008 | Corey Leonard    | 463 | 516  | 2347 | 2863 |
| 2009 | Corey Leonard    | 283 | 174  | 1416 | 1590 |
| 2010 | Ryan Aplin       | 548 | 477  | 2939 | 3416 |
| 2011 | Ryan Aplin       | 637 | 588  | 3588 | 4176 |
| 2012 | Ryan Aplin       | 510 | 438  | 3342 | 3780 |
| 2013 | Adam Kennedy     | 468 | 524  | 2363 | 2887 |
| 2014 | Fredi Knighten   | 643 | 779  | 3277 | 4067 |
| 2015 | Fredi Knighten   | 390 | 396  | 1835 | 2231 |
| 2016 | Justice Hansen   | 419 | 131  | 2719 | 2850 |
| 2017 | Justice Hansen   | 622 | 422  | 3967 | 4389 |
| 2018 | Justice Hansen   | 567 | 411  | 3447 | 3858 |
| 2019 | Layne Hatcher    | 389 | 46   | 2946 | 2992 |
| 2020 | Layne Hatcher    | 237 | 15   | 2058 | 2073 |
| 2021 | Layne Hatcher    | 392 | -54  | 2423 | 2369 |
| 2022 | James Blackman   | 408 | -120 | 2471 | 2351 |



# TOTAL OFFENSE RECORDS



## INDIVIDUAL SINGLE SEASON

### MOST PLAYS

| Rk | No. | Player         | Year |
|----|-----|----------------|------|
| 1  | 643 | Fredi Knighten | 2014 |
| 2  | 637 | Ryan Aplin     | 2011 |
| 3  | 622 | Justice Hansen | 2017 |
| 4  | 567 | Justice Hansen | 2018 |
| 5  | 548 | Ryan Aplin     | 2010 |
| 6  | 520 | Corey Leonard  | 2007 |
| 7  | 510 | Ryan Aplin     | 2012 |
| 8  | 468 | Adam Kennedy   | 2013 |
| 9  | 463 | Corey Leonard  | 2008 |
| 10 | 454 | Cleo Lemon     | 1998 |

### MOST NET YARDS

| Rk | No.  | Player         | Year |
|----|------|----------------|------|
| 1  | 4389 | Justice Hansen | 2017 |
| 2  | 4176 | Ryan Aplin     | 2011 |
| 3  | 4056 | Fredi Knighten | 2014 |
| 4  | 3858 | Justice Hansen | 2018 |
| 5  | 3780 | Ryan Aplin     | 2012 |
| 6  | 3416 | Ryan Aplin     | 2010 |
| 7  | 2887 | Adam Kennedy   | 2013 |
| 8  | 2863 | Corey Leonard  | 2008 |
| 9  | 2850 | Justice Hansen | 2016 |
| 10 | 2782 | Corey Leonard  | 2007 |

### MOST AVERAGE YARDS PER PLAY

| Rk  | No. | Player         | Year |
|-----|-----|----------------|------|
| 1   | 9.3 | Rocky Hayes    | 2012 |
| 2   | 7.7 | Layne Hatcher  | 2019 |
| T3  | 7.4 | Ryan Aplin     | 2012 |
| T3  | 7.4 | Lamont Zachery | 1996 |
| 5   | 7.2 | Derek Lawson   | 2008 |
| 6   | 7.1 | Justice Hansen | 2017 |
| T7  | 7.0 | Leroy Harris   | 1976 |
| T7  | 7.0 | Leroy Harris   | 1975 |
| 9   | 6.9 | Michael Gordon | 2014 |
| T10 | 6.8 | Justice Hansen | 2018 |
| T10 | 6.8 | Justice Hansen | 2016 |

### MOST AVERAGE YARDS PER GAME

| Rk | No.   | Player         | Year |
|----|-------|----------------|------|
| 1  | 365.8 | Justice Hansen | 2017 |
| 2  | 321.2 | Ryan Aplin     | 2011 |
| 3  | 312.0 | Fredi Knighten | 2014 |
| 4  | 299.2 | Layne Hatcher  | 2019 |
| 5  | 296.8 | Justice Hansen | 2018 |
| 6  | 290.8 | Ryan Aplin     | 2012 |
| 7  | 284.7 | Ryan Aplin     | 2010 |
| 8  | 252.9 | Corey Leonard  | 2007 |
| 9  | 238.6 | Corey Leonard  | 2008 |
| 10 | 229.9 | Roy Johnson    | 1991 |



QB Ryan Aplin (2009-12)

## CAREER

### MOST PLAYS

| Rk | No.   | Player           | Year    |
|----|-------|------------------|---------|
| 1  | 1877  | Ryan Aplin       | 2009-12 |
| 2  | 1608  | Justice Hansen   | 2016-18 |
| 3  | 1604  | Corey Leonard    | 2006-09 |
| 4  | 1329  | Cleo Lemon       | 1997-00 |
| 5  | 1238  | Roy Johnson      | 1988-91 |
| 6  | 1207  | James Hamilton   | 1968-71 |
| 7  | 1157  | Fredi Knighten   | 2012-15 |
| 8  | 1111  | Dwane Brown      | 1984-87 |
| 9  | 1,018 | Layne Hatcher    | 2019-21 |
| 10 | 964   | Johnny Covington | 1992-95 |

### MOST NET YARDS

| Rk | No.    | Player         | Year    |
|----|--------|----------------|---------|
| 1  | 12,514 | Ryan Aplin     | 2009-12 |
| 2  | 11,097 | Justice Hansen | 2016-18 |
| 3  | 8,887  | Corey Leonard  | 2006-09 |
| 4  | 7,434  | Layne Hatcher  | 2019-21 |
| 5  | 7,309  | Cleo Lemon     | 1997-00 |
| 6  | 6,986  | Fredi Knighten | 2012-15 |
| 7  | 6,779  | Roy Johnson    | 1988-91 |
| 8  | 5,764  | James Hamilton | 1968-71 |
| 9  | 5,672  | Dwane Brown    | 1984-87 |
| 10 | 4,841  | Nick Noce      | 2003-05 |

RECORDS



# TOTAL OFFENSE RECORDS

RECORDS

## MOST AVERAGE YARDS PER PLAY

| Rk  | No. | Player           | Year    |
|-----|-----|------------------|---------|
| 1   | 7.5 | Johnny Covington | 1992-95 |
| 2   | 7.3 | Layne Hatcher    | 2019-21 |
| 3   | 7.0 | Leroy Harris     | 1975-76 |
| 4   | 6.9 | Justice Hansen   | 2016-18 |
| T5  | 6.7 | Michael Gordon   | 2012-15 |
| T5  | 6.7 | Ryan Aplin       | 2009-12 |
| T5  | 6.7 | Dennis Forrest   | 1986-89 |
| 8   | 6.0 | Fredi Knighten   | 2012-15 |
| 9   | 5.9 | James Blackman   | 2021-22 |
| T10 | 5.7 | Dennis Bolden    | 1975-76 |
| T10 | 5.7 | Nick Noce        | 2003-05 |

## MOST AVERAGE YARDS PER GAME

| Rk | No.   | Player         | Year    |
|----|-------|----------------|---------|
| 1  | 292.0 | Justice Hansen | 2016-18 |
| 2  | 266.1 | Ryan Aplin     | 2009-12 |
| 3  | 232.3 | Layne Hatcher  | 2019-21 |
| 4  | 215.1 | James Blackman | 2021-22 |
| 5  | 201.9 | Corey Leonard  | 2006-09 |
| 6  | 179.3 | Nick Noce      | 2003-05 |
| 7  | 178.3 | Cleo Lemon     | 1997-00 |
| 8  | 170.4 | Fredi Knighten | 2012-15 |
| 9  | 161.4 | Roy Johnson    | 1988-91 |
| 10 | 151.7 | James Hamilton | 1968-71 |

## TEAM SINGLE GAME

### MOST PLAYS

| Rk | No. | Opponent           | Year |
|----|-----|--------------------|------|
| 1  | 106 | at Delta State     | 1951 |
| T2 | 98  | Memphis            | 2021 |
| T2 | 98  | Memphis            | 2012 |
| T2 | 98  | Louisiana          | 1975 |
| T5 | 97  | Middle Tennessee   | 2017 |
| T5 | 97  | at Texas State     | 2014 |
| 7  | 96  | Georgia State      | 2020 |
| 8  | 95  | Texas A&M-Commerce | 1986 |
| T9 | 94  | Troy               | 2017 |
| T9 | 94  | Texas State        | 2017 |

### MOST NET YARDS

| Rk | No. | Opponent            | Year |
|----|-----|---------------------|------|
| 1  | 781 | at ULM              | 2017 |
| 2  | 764 | New Mexico State    | 2014 |
| 3  | 681 | Louisiana           | 2007 |
| 4  | 680 | Memphis             | 2021 |
| 5  | 676 | Southeast Missouri  | 2018 |
| 6  | 672 | Arkansas-Pine Bluff | 2013 |
| 7  | 670 | Texas Southern      | 2008 |
| 8  | 663 | Lamar               | 1970 |
| 9  | 654 | at Texas State      | 2020 |
| 10 | 646 | Central Arkansas    | 2011 |

## MOST AVERAGE YARDS PER PLAY

| Rk | No.  | Opponent           | Year |
|----|------|--------------------|------|
| 1  | 12.4 | Texas Southern     | 2008 |
| 2  | 10.5 | New Mexico State   | 2014 |
| 3  | 9.5  | at ULM             | 2017 |
| 4  | 9.3  | UT Martin          | 1984 |
| 5  | 9.2  | Texas A&M-Commerce | 1987 |
| 6  | 8.9  | ULM                | 2020 |
| 7  | 8.8  | Alcorn State       | 2012 |
| 8  | 8.7  | Missouri State     | 2015 |
| T9 | 8.6  | Southeast Missouri | 2018 |
| T9 | 8.6  | Texas State        | 2015 |

## MOST FIRST DOWNS

| Rk | No. | Opponent             | Year |
|----|-----|----------------------|------|
| 1  | 36  | at Georgia Southern  | 2021 |
| 2  | 35  | Memphis              | 2021 |
| T3 | 34  | Grambling State      | 2022 |
| T3 | 34  | Georgia State        | 2020 |
| T3 | 34  | New Mexico State     | 2014 |
| T3 | 34  | Memphis              | 2012 |
| T3 | 34  | at Southern Illinois | 1982 |

## MOST FIRST DOWNS RUSHING

| Rk | No. | Opponent             | Year |
|----|-----|----------------------|------|
| 1  | 28  | at Southern Illinois | 1982 |
| 2  | 26  | Southern Illinois    | 1975 |
| 3  | 25  | Lamar                | 1986 |
| T4 | 24  | Northwestern State   | 1975 |
| T4 | 24  | at Lamar             | 1989 |

## MOST FIRST DOWNS PASSING

| Rk | No. | Opponent            | Year |
|----|-----|---------------------|------|
| 1  | 28  | Georgia State       | 2020 |
| T2 | 25  | Memphis             | 2021 |
| T2 | 25  | at Nebraska         | 2017 |
| T4 | 21  | at Georgia Southern | 2021 |
| T4 | 21  | at Texas State      | 2020 |
| T4 | 21  | at ULM              | 2017 |
| T4 | 21  | Troy                | 2017 |
| T4 | 21  | at Western Kentucky | 2011 |
| T4 | 21  | Central Arkansas    | 2011 |

## MOST FIRST DOWNS BY PENALTY

| Rk | No. | Opponent            | Year |
|----|-----|---------------------|------|
| 1  | 12  | Grambling State     | 2022 |
| 2  | 7   | at Georgia Southern | 2021 |
| T3 | 6   | Louisiana           | 2021 |
| T3 | 6   | Louisiana Tech      | 2015 |
| T3 | 6   | Louisiana           | 1990 |

# TOTAL OFFENSE RECORDS



## TEAM SINGLE SEASON

### MOST PLAYS

| Rk | No.  | Year |
|----|------|------|
| 1  | 1024 | 2014 |
| 2  | 1016 | 2011 |
| 3  | 980  | 2018 |
| 4  | 975  | 2017 |
| 5  | 973  | 2015 |
| 6  | 952  | 2012 |
| 7  | 947  | 2013 |
| 8  | 925  | 2019 |
| 9  | 919  | 2016 |
| 10 | 874  | 2021 |

### MOST NET YARDS

| Rk | No.  | Year |
|----|------|------|
| 1  | 6194 | 2014 |
| 2  | 6098 | 2018 |
| 3  | 6067 | 2012 |
| 4  | 5937 | 2017 |
| 5  | 5822 | 2011 |
| 6  | 5711 | 2019 |
| 7  | 5700 | 2015 |
| 8  | 5378 | 2020 |
| 9  | 5301 | 2013 |
| 10 | 4932 | 2016 |

### MOST AVERAGE YARDS PER PLAY

| Rk | No. | Year |
|----|-----|------|
| 1  | 6.4 | 2012 |
| 2  | 6.3 | 2020 |
| T3 | 6.2 | 2019 |
| T3 | 6.2 | 2018 |
| 5  | 6.1 | 2017 |
| T6 | 6.0 | 2014 |
| T6 | 6.0 | 2008 |
| 8  | 5.9 | 2015 |
| T9 | 5.7 | 2011 |
| T9 | 5.7 | 2010 |
| T9 | 5.7 | 2005 |

### MOST AVERAGE YARDS PER GAME

| Rk | No.   | Year |
|----|-------|------|
| 1  | 494.8 | 2017 |
| 2  | 488.9 | 2020 |
| 3  | 476.5 | 2014 |
| 4  | 469.1 | 2018 |
| 5  | 466.7 | 2012 |
| 6  | 447.8 | 2011 |
| 7  | 439.3 | 2019 |
| 8  | 438.5 | 2015 |
| 9  | 407.8 | 2013 |
| 10 | 407.4 | 1970 |

### MOST FIRST DOWNS

| Rk | No. | Year |
|----|-----|------|
| 1  | 322 | 2017 |
| 2  | 319 | 2012 |
| T3 | 304 | 2014 |
| T3 | 304 | 2011 |
| 5  | 302 | 2018 |
| 6  | 290 | 2015 |
| 7  | 287 | 2019 |
| 8  | 275 | 2013 |
| 9  | 269 | 2020 |
| 10 | 262 | 2010 |

### MOST FIRST DOWNS RUSHING

| Rk | No. | Year |
|----|-----|------|
| 1  | 181 | 1975 |
| T2 | 167 | 1989 |
| T2 | 167 | 1986 |
| T4 | 159 | 2012 |
| T4 | 159 | 1987 |

### MOST FIRST DOWNS PASSING

| Rk | No. | Year |
|----|-----|------|
| 1  | 190 | 2017 |
| 2  | 170 | 2020 |
| 3  | 169 | 2011 |
| 4  | 166 | 2019 |
| 5  | 163 | 2021 |
| 6  | 157 | 2018 |
| 7  | 139 | 2014 |
| 8  | 137 | 2012 |
| 9  | 131 | 2010 |
| 10 | 124 | 2016 |

### MOST FIRST DOWNS BY PENALTY

| Rk  | No. | Year |
|-----|-----|------|
| 1   | 35  | 2021 |
| 2   | 27  | 2017 |
| T3  | 26  | 2020 |
| T3  | 26  | 1990 |
| 5   | 25  | 2019 |
| 6   | 24  | 2015 |
| T7  | 23  | 2012 |
| T7  | 23  | 1996 |
| 9   | 22  | 2018 |
| T10 | 21  | 2006 |
| T10 | 21  | 1997 |
| T10 | 21  | 1995 |
| T10 | 21  | 1991 |

RECORDS



# RUSHING RECORDS

RECORDS

## INDIVIDUAL SINGLE GAME

### MOST RUSHES

| Rk | No. | Player vs Opp.                      | Year |
|----|-----|-------------------------------------|------|
| 1  | 45  | Calvin Harrell vs UT Arlington      | 1969 |
| 2  | 43  | Calvin Harrell vs The Citadel       | 1970 |
| 3  | 40  | Danny Smith at Idaho                | 2002 |
| 4  | 39  | Frank McGuigan at Abilene Christian | 1968 |
| T5 | 38  | Larry Lawrence at Southern Illinois | 1978 |
| T5 | 38  | Frank McGuigan vs Eastern Mich.     | 1968 |

### MOST NET YARDS

| Rk | No. | Player vs Opp.                 | Year |
|----|-----|--------------------------------|------|
| 1  | 259 | Dennis Bolden at McNeese State | 1975 |

### MOST TOUCHDOWNS RUSHING

| Rk | No. | Player vs Opp.                     | Year |
|----|-----|------------------------------------|------|
| T1 | 7   | Steve Burks vs Abilene Christian   | 1973 |
| T1 | 7   | Clifton Keller vs Central Arkansas | 1917 |
| 3  | 5   | Michael Gordon at Idaho            | 2014 |
| T4 | 4   | Ryan Aplin at Florida Atlantic     | 2011 |
| T4 | 4   | Reggie Arnold vs MS Valley State   | 2009 |
| T4 | 4   | Danny Smith at Idaho               | 2002 |
| T4 | 4   | Earl Easley at Southern Illinois   | 1988 |
| T4 | 4   | Rickey Jemison vs ULM              | 1984 |
| T4 | 4   | David Hines vs Northwestern State  | 1975 |

### MOST YARDS PER CARRY

| Rk | No.  | Player vs Opp.                      | Year |
|----|------|-------------------------------------|------|
| 1  | 17.4 | Dennis Forrest at Ole Miss          | 1988 |
| 2  | 17.1 | Putzer Dayton vs Texas A&M-Commerce | 1987 |
| 3  | 16.7 | Lamont Zachery vs SEMO              | 1996 |
| 4  | 16.3 | Leroy Harris vs McNeese State       | 1976 |
| 5  | 15.4 | Reggie Arnold vs Texas Southern     | 2008 |
| 6  | 15.3 | Lamont Zachery vs Central Arkansas  | 1996 |

### LONGEST RUSHING PLAY

| Rk | No. | Player vs Opp.                | Year |
|----|-----|-------------------------------|------|
| 1  | 92  | Dennis Forrest at Ole Miss    | 1988 |
| T2 | 91  | Michael Gordon vs UAPB        | 2013 |
| T2 | 91  | Larry Harris at Wyoming       | 1990 |
| 4  | 85  | Leroy Harris vs McNeese State | 1976 |
| 5  | 82  | Warren Wand at ULM            | 2017 |

## YEAR-BY-YEAR RUSHING LEADERS

|      |                  |     |      |     |    |
|------|------------------|-----|------|-----|----|
| 1958 | Bill Nailey      | 50  | 248  | 5.0 | 1  |
| 1959 | Bill Caldwell    | 84  | 322  | 3.8 | 5  |
| 1960 | John Coffey      | 62  | 294  | 4.7 | 2  |
| 1961 | Sammy Weir       | 85  | 345  | 4.1 | 3  |
| 1962 | Dick Martillo    | 119 | 629  | 5.2 | 7  |
| 1963 | Harold Wallin    | 72  | 281  | 3.9 | 4  |
| 1964 | Eddie Rickus     | 85  | 394  | 4.6 | 2  |
| 1965 | Terry Gwin       | 110 | 534  | 4.9 | 4  |
| 1966 | Terry Gwin       | 135 | 607  | 4.5 | 7  |
| 1967 | Frank McGuigan   | 129 | 488  | 3.8 | 2  |
| 1968 | Frank McGuigan   | 269 | 1220 | 4.5 | 14 |
| 1969 | Calvin Harrell   | 205 | 824  | 4.1 | 9  |
| 1970 | Calvin Harrell   | 232 | 1131 | 4.8 | 12 |
| 1971 | Calvin Harrell   | 216 | 961  | 4.4 | 4  |
| 1972 | Stan Winfrey     | 168 | 869  | 5.2 | 1  |
| 1973 | David Mitchell   | 191 | 968  | 5.1 | 6  |
| 1974 | Willie Harris    | 150 | 654  | 4.4 | 4  |
| 1975 | Dennis Bolden    | 186 | 1191 | 6.4 | 11 |
| 1976 | Leroy Harris     | 150 | 1046 | 7.0 | 12 |
| 1977 | Joe Griffin      | 115 | 635  | 5.5 | 0  |
| 1978 | Larry Lawrence   | 254 | 1039 | 4.1 | 6  |
| 1979 | Anthony Williams | 173 | 789  | 4.6 | 5  |
| 1980 | Even Beasley     | 84  | 433  | 5.2 | 2  |
| 1981 | Maurice Carthon  | 153 | 678  | 4.4 | 2  |
| 1982 | Maurice Carthon  | 144 | 682  | 4.7 | 3  |
| 1983 | Dwayne Pittman   | 151 | 744  | 4.9 | 5  |
| 1984 | Rickey Jemison   | 177 | 888  | 5.0 | 11 |
| 1985 | Rickey Jemison   | 175 | 918  | 5.3 | 5  |
| 1986 | Rickey Jemison   | 224 | 1002 | 4.5 | 3  |
| 1987 | Richard Kimble   | 146 | 533  | 3.7 | 7  |
| 1988 | Earl Easley      | 196 | 861  | 4.4 | 11 |
| 1989 | Richard Kimble   | 225 | 977  | 4.3 | 5  |
| 1990 | Larry Harris     | 90  | 490  | 5.5 | 3  |
| 1991 | Roy Johnson      | 170 | 782  | 4.6 | 12 |
| 1992 | Jerrold Seymore  | 103 | 395  | 3.8 | 4  |
| 1993 | Marquis Williams | 250 | 1060 | 4.2 | 5  |
| 1994 | Corey Walker     | 175 | 630  | 3.6 | 2  |
| 1995 | Corey Walker     | 212 | 1013 | 4.8 | 9  |
| 1996 | Lamont Zachery   | 114 | 846  | 7.4 | 4  |
| 1997 | Lamont Zachery   | 97  | 386  | 4.0 | 7  |
| 1998 | Lamont Zachery   | 122 | 558  | 4.6 | 9  |
| 1999 | Lamont Zachery   | 172 | 846  | 4.9 | 4  |
| 2000 | Jonathan Adams   | 202 | 1002 | 5.0 | 6  |
| 2001 | Jonathan Adams   | 235 | 1004 | 4.3 | 5  |
| 2002 | Danny Smith      | 254 | 1390 | 5.5 | 14 |
| 2003 | Shermar Bracey   | 112 | 530  | 4.7 | 8  |
| 2004 | Antonio Warren   | 195 | 1036 | 5.3 | 2  |
| 2005 | Antonio Warren   | 173 | 1066 | 6.2 | 6  |
| 2006 | Reggie Arnold    | 209 | 1076 | 5.1 | 4  |
| 2007 | Reggie Arnold    | 163 | 1060 | 6.5 | 9  |
| 2008 | Reggie Arnold    | 197 | 1074 | 5.5 | 8  |
| 2009 | Reggie Arnold    | 168 | 723  | 4.3 | 12 |
| 2010 | Derek Lawson     | 105 | 500  | 4.8 | 4  |
| 2011 | Ryan Aplin       | 161 | 588  | 3.7 | 10 |
| 2012 | David Oku        | 243 | 1105 | 4.4 | 16 |
| 2013 | Michael Gordon   | 112 | 754  | 6.7 | 10 |
| 2014 | Michael Gordon   | 159 | 1100 | 6.9 | 13 |
| 2015 | Michael Gordon   | 165 | 1062 | 6.4 | 9  |
| 2016 | Warren Wand      | 200 | 879  | 4.4 | 7  |
| 2017 | Warren Wand      | 138 | 715  | 5.2 | 6  |
| 2018 | Marcel Murray    | 154 | 860  | 5.6 | 8  |
| 2019 | Marcel Murray    | 170 | 820  | 4.8 | 6  |
| 2020 | Jamal Jones      | 132 | 578  | 4.4 | 3  |
| 2021 | Lincoln Pare     | 107 | 455  | 4.3 | 1  |
| 2022 | Johnnie Lang Jr. | 119 | 419  | 3.5 | 3  |

# RUSHING RECORDS



## INDIVIDUAL SINGLE SEASON

### MOST RUSHES

| Rk | No. | Player           | Year |
|----|-----|------------------|------|
| 1  | 269 | Frank McGuigan   | 1968 |
| T2 | 254 | Danny Smith      | 2002 |
| T2 | 254 | Larry Lawrence   | 1978 |
| 4  | 250 | Marquis Williams | 1993 |
| 5  | 243 | David Oku        | 2012 |
| 6  | 233 | Jonathan Adams   | 2001 |
| 7  | 232 | Calvin Harrell   | 1970 |
| 8  | 227 | Richie Voit      | 1951 |
| 9  | 225 | Richard Kimble   | 1989 |

### MOST NET YARDS

| Rk | No.  | Player         | Year |
|----|------|----------------|------|
| 1  | 1390 | Danny Smith    | 2002 |
| 2  | 1250 | Richie Voit    | 1952 |
| 3  | 1220 | Frank McGuigan | 1968 |
| 4  | 1191 | Dennis Bolden  | 1975 |
| 5  | 1131 | Calvin Harrell | 1970 |
| 6  | 1125 | Richie Voit    | 1951 |
| 7  | 1105 | David Oku      | 2012 |
| 8  | 1100 | Michael Gordon | 2014 |
| 9  | 1076 | Reggie Arnold  | 2006 |
| 10 | 1074 | Reggie Arnold  | 2008 |

### MOST TOUCHDOWNS RUSHING

| Rk | No. | Player         | Year |
|----|-----|----------------|------|
| 1  | 21  | Richie Voit    | 1951 |
| 2  | 17  | Richie Voit    | 1952 |
| T3 | 16  | David Oku      | 2012 |
| T3 | 16  | David Hines    | 1975 |
| T5 | 14  | Johnston White | 2015 |
| T5 | 14  | Danny Smith    | 2002 |
| T5 | 14  | Frank McGuigan | 1968 |
| 8  | 13  | Michael Gordon | 2014 |
| T9 | 12  | Reggie Arnold  | 2009 |
| T9 | 12  | Roy Johnson    | 1991 |
| T9 | 12  | Leroy Harris   | 1976 |
| T9 | 12  | Calvin Harrell | 1970 |
| T9 | 12  | Richie Voit    | 1953 |

### MOST YARDS PER CARRY

| Rk | No. | Player         | Year |
|----|-----|----------------|------|
| 1  | 9.3 | Rocky Hayes    | 2012 |
| 2  | 8.6 | Dennis Forrest | 1988 |
| T3 | 7.4 | Lamont Zachery | 1996 |
| T3 | 7.4 | Don Riggs      | 1955 |
| 5  | 7.2 | Derek Lawson   | 2008 |
| T6 | 7.0 | Leroy Harris   | 1976 |
| T6 | 7.0 | Leroy Harris   | 1975 |
| T8 | 6.9 | Michael Gordon | 2014 |
| T8 | 6.9 | Dennis Forrest | 1987 |



**Richie Voit (1950-53)**

### MOST 100-YARD RUSHING GAMES

| Rk | No. | Player         | Year |
|----|-----|----------------|------|
| 1  | 8   | Antonio Warren | 2005 |
| 2  | 7   | Calvin Harrell | 1971 |
| T3 | 6   | Danny Smith    | 2002 |
| T3 | 6   | Corey Walker   | 1995 |
| T3 | 6   | Calvin Harrell | 1970 |
| T6 | 5   | Michael Gordon | 2014 |
| T6 | 5   | Reggie Arnold  | 2008 |
| T6 | 5   | Reggie Arnold  | 2006 |
| T6 | 5   | Lamont Zachery | 1999 |
| T6 | 5   | Rickey Jemison | 1986 |
| T6 | 5   | Calvin Harrell | 1969 |

### MOST CONSECUTIVE 100-YARD RUSHING GAMES

| Rk | No. | Player         | Year |
|----|-----|----------------|------|
| 1  | 6   | Antonio Warren | 2005 |
| 2  | 5   | Rickey Jemison | 1986 |
| T3 | 4   | Michael Gordon | 2014 |
| T3 | 4   | Larry Lawrence | 1978 |
| T3 | 4   | Leroy Harris   | 1976 |
| T3 | 4   | Calvin Harrell | 1971 |
| T7 | 3   | Danny Smith    | 2002 |
| T7 | 3   | Danny Smith    | 2002 |
| T7 | 3   | Corey Walker   | 1995 |
| T7 | 3   | Corey Walker   | 1995 |
| T7 | 3   | Roy Johnson    | 1989 |
| T7 | 3   | Rickey Jemison | 1984 |
| T7 | 3   | David Mitchell | 1973 |

RECORDS



# RUSHING RECORDS

RECORDS

## CAREER

### MOST RUSHES

| Rk | No. | Player         | Years   |
|----|-----|----------------|---------|
| 1  | 737 | Reggie Arnold  | 2006-09 |
| 2  | 725 | Richie Voit    | 1950-53 |
| 3  | 668 | Jonathan Adams | 1998-01 |
| 4  | 660 | Calvin Harrell | 1968-71 |
| 5  | 611 | Rickey Jemison | 1983-86 |
| 6  | 603 | Antonio Warren | 2002-05 |
| T7 | 595 | Warren Wand    | 2015-18 |
| T7 | 595 | Dwane Brown    | 1984-87 |

### MOST NET YARDS

| Rk | No.  | Player         | Years   |
|----|------|----------------|---------|
| 1  | 3947 | Richie Voit    | 1950-53 |
| 2  | 3933 | Reggie Arnold  | 2006-09 |
| 3  | 3095 | Warren Wand    | 2015-18 |
| 4  | 3040 | Antonio Warren | 2002-05 |
| 5  | 3005 | Jonathan Adams | 1998-01 |
| 6  | 2961 | Michael Gordon | 2012-15 |
| 7  | 2956 | Rickey Jemison | 1983-86 |
| 8  | 2935 | Calvin Harrell | 1968-71 |
| 9  | 2640 | Lamont Zachery | 1996-99 |
| 10 | 2518 | Richard Kimble | 1986-89 |

### MOST TOUCHDOWNS RUSHING

| Rk | No. | Player         | Years   |
|----|-----|----------------|---------|
| 1  | 57  | Richie Voit    | 1950-53 |
| T2 | 33  | Reggie Arnold  | 2006-09 |
| T2 | 33  | Dwane Brown    | 1984-87 |
| 4  | 32  | Michael Gordon | 2012-15 |
| 5  | 31  | Ryan Aplin     | 2009-12 |
| 6  | 28  | Johnston White | 2014-17 |
| 7  | 26  | Calvin Harrell | 1968-71 |
| 8  | 24  | Lamont Zachery | 1996-99 |
| T9 | 22  | Warren Wand    | 2015-18 |
| T9 | 22  | David Oku      | 2012-13 |
| T9 | 22  | Roy Johnson    | 1988-91 |

### MOST AVERAGE YARDS PER CARRY

| Rk | No. | Player              | Years   |
|----|-----|---------------------|---------|
| 1  | 7.0 | Leroy Harris        | 1975-76 |
| T2 | 6.7 | Michael Gordon      | 2012-15 |
| T2 | 6.7 | Dennis Forrest      | 1986-89 |
| 4  | 6.3 | Sirgregory Thornton | 2010-13 |
| 5  | 5.8 | Dennis Bolden       | 1975-76 |
| 6  | 5.4 | Shermar Bracey      | 2003-05 |
| T7 | 5.3 | Reggie Arnold       | 2006-09 |
| T7 | 5.3 | Lamont Zachery      | 1996-99 |
| T9 | 5.2 | Warren Wand         | 2015-18 |
| T9 | 5.2 | Johnston White      | 2014-17 |
| T9 | 5.2 | Danny Smith         | 2000-02 |

### MOST 100-YARD RUSHING GAMES

| Rk | No. | Player         | Years   |
|----|-----|----------------|---------|
| 1  | 18  | Calvin Harrell | 1969-71 |
| 2  | 17  | Reggie Arnold  | 2006-09 |
| 3  | 15  | Antonio Warren | 2002-05 |
| 4  | 13  | Rickey Jemison | 1984-86 |
| T5 | 12  | Michael Gordon | 2012-15 |
| T5 | 12  | Jonathan Adams | 1998-01 |
| 7  | 11  | Lamont Zachery | 1996-99 |
| 8  | 10  | Corey Walker   | 1993-96 |
| T9 | 7   | Roy Johnson    | 1988-91 |
| T9 | 7   | Leroy Harris   | 1975-76 |
| T9 | 7   | Dennis Bolden  | 1975-76 |

## TEAM SINGLE GAME

### MOST RUSHES

| Rk | No. | Opponent             | Year |
|----|-----|----------------------|------|
| 1  | 94  | at Delta State       | 1951 |
| 2  | 82  | at Southern Illinois | 1974 |
| 3  | 81  | at Southern Illinois | 1982 |

### MOST NET YARDS

| Rk | No. | Opponent              | Year |
|----|-----|-----------------------|------|
| 1  | 621 | UT Martin             | 1984 |
| 2  | 604 | Texas A&M-Commerce    | 1987 |
| 3  | 519 | at Eastern New Mexico | 1972 |
| 4  | 512 | Lamar                 | 1986 |
| 5  | 509 | Arkansas-Pine Bluff   | 2013 |
| 6  | 488 | Abilene Christian     | 1973 |

### MOST TOUCHDOWNS RUSHING

| Rk | No. | Opponent             | Year |
|----|-----|----------------------|------|
| 1  | 11  | Texas A&M-Commerce   | 1987 |
| 2  | 10  | UT Martin            | 1984 |
| T3 | 8   | Arkansas-Pine Bluff  | 2009 |
| T3 | 8   | UT Martin            | 2003 |
| T3 | 8   | Abilene Christian    | 1973 |
| T7 | 7   | New Mexico State     | 2014 |
| T7 | 7   | Lamar                | 1970 |
| T9 | 6   | Grambling State      | 2022 |
| T9 | 6   | Missouri State       | 2015 |
| T9 | 6   | Idaho                | 2015 |
| T9 | 6   | FIU                  | 2005 |
| T9 | 6   | at Southern Illinois | 1988 |
| T9 | 6   | Northwestern State   | 1975 |





## MOST YARDS PER CARRY

| Rk | No.  | Opponent            | Year |
|----|------|---------------------|------|
| 1  | 10.0 | Texas Southern      | 2008 |
| 2  | 9.9  | UT Martin           | 2003 |
| 3  | 9.7  | UT Martin           | 1984 |
| 4  | 9.2  | New Mexico State    | 2014 |
| 5  | 9.0  | Texas A&M-Commerce  | 1987 |
| 6  | 8.9  | Arkansas-Pine Bluff | 2013 |
| 7  | 8.7  | FIU                 | 2005 |
| 8  | 8.5  | UT Martin           | 1983 |
| 9  | 8.0  | UT Martin           | 2005 |
| 10 | 7.8  | Lamar               | 1984 |

## FOUR 100-YARD RUSHERS IN SAME GAME

| Players & Opponent  | Year |
|---|------|
| David Oku (124), Sirgregory Thornton (102), Michael Gordon (101) and Fredi Knighten (101) vs UAPB | 2013 |

## THREE 100-YARD RUSHERS IN SAME GAME

| Players & Opponent  | Year |
|---|------|
| Fredi Knighten (153), Michael Gordon (143) and Johnston White (110) vs New Mexico State | 2014 |
| Putzer Dayton (120), Richard Kimble (105) and Roy Johnson (104) at Ole Miss             | 1989 |
| Rickey Jemison (135), Keith Weaver (128) and Preston Maddox (113) vs ULM                | 1984 |
| Steve Burks (179), Stan Winfrey (124) and Willie Harris (122) vs Abilene Christian      | 1973 |
| Steve Burks (168), Willie Harris (106) and David Mitchell (103) vs UT Arlington         | 1973 |
| David Mitchell (131), Calvin Harrell (120) and Johnnie Carr (103) vs Lamar              | 1970 |

## TWO 100-YARD RUSHERS IN SAME GAME

| Players & Opponent   | Year |
|--|------|
| Warren Wand (140) and Johnston White (126) vs Georgia Southern | 2016 |
| Ryan Aplin (122) and Reggie Arnold (111) vs North Texas        | 2009 |
| Corey Leonard (120) and Reggie Arnold (104) vs FIU             | 2009 |
| Antonio Warren (128) and Shermar Bracey (102) vs UT Martin     | 2005 |
| Antonio Warren (143) and Shermar Bracey (105) vs FIU           | 2005 |
| Shermar Bracey (139) and Antonio Warren (105) at North Texas   | 2005 |
| Danny Smith (150) and Antonio Warren (117) vs Southern Utah    | 2002 |
| Jonathan Adams (169) and Lamont Zachery (149) vs Nevada        | 1999 |
| Lamont Zachery (155) and Corey Walker (113) vs Louisiana Tech  | 1996 |
| Alastair Couch (143) and Zoe Freeman vs Southern Illinois      | 1994 |
| Richard Kimble (132) and Roy Johnson (105) vs McNeese State    | 1989 |
| Richard Kimble (151) and Earl Easley (144) at Louisiana        | 1988 |

|   |      |
|---|------|
| Earl Easley (115) and Dennis Forrest (102) vs Illinois State        | 1988 |
| Dennis Forrest (139) and Earl Easley (109) at Ole Miss              | 1988 |
| Earl Easley (126) and Dennis Forrest (103) at Southern Illinois     | 1987 |
| Earl Easley (170) and Putzer Dayton (137) vs Texas A&M-Commerce     | 1987 |
| Rickey Jemison (125) and Richard Kimble (102) vs Texas A&M-Commerce | 1986 |
| Rickey Jemison (134) and Judious Lewis (108) vs Lamar               | 1984 |
| Erven Beasley (124) and Dwayne Pittman (101) vs UT Martin           | 1983 |
| Bill Johnson (118) and Tim Langford (100) vs Austin Peay            | 1980 |
| Joe Griffin (154) and Larry Lawrence (148) vs Northwestern State    | 1978 |
| Dennis Bolden (138) and Leroy Harris (129) at Southern Illinois     | 1976 |
| Dennis Bolden (259) and Leroy Harris (136) at McNeese State         | 1975 |
| Leroy Harris (207) and David Hines (125) vs Louisiana               | 1975 |
| Tommy Foulks (146) and David Hines (105) vs Idaho                   | 1975 |

## TEAM SINGLE SEASON

### MOST RUSHES

| Rk | No. | Year |
|----|-----|------|
| 1  | 746 | 1975 |
| 2  | 701 | 1952 |
| 3  | 686 | 1986 |
| 4  | 682 | 1988 |
| 5  | 681 | 1981 |

### MOST NET YARDS RUSHING

| Rk | No.  | Year |
|----|------|------|
| 1  | 3745 | 1975 |
| 2  | 3308 | 1989 |
| 3  | 3291 | 1952 |
| 4  | 3283 | 1987 |
| 5  | 3266 | 1988 |

### MOST TOUCHDOWNS RUSHING

| Rk | No. | Year |
|----|-----|------|
| 1  | 43  | 1951 |
| 2  | 42  | 1975 |
| 3  | 40  | 1952 |
| 4  | 37  | 1987 |
| T5 | 35  | 2015 |
| T5 | 35  | 2014 |
| T5 | 35  | 1984 |



# RUSHING RECORDS

RECORDS

## MOST YARDS PER CARRY

| Rk  | No. | Year |
|-----|-----|------|
| 1   | 5.1 | 1989 |
| T2  | 5.0 | 2012 |
| T2  | 5.0 | 2008 |
| T2  | 5.0 | 1987 |
| T2  | 5.0 | 1984 |
| T2  | 5.0 | 1975 |
| T7  | 4.9 | 2015 |
| T7  | 4.9 | 2014 |
| T7  | 4.9 | 1996 |
| T10 | 4.8 | 2018 |
| T10 | 4.8 | 2005 |
| T10 | 4.8 | 1988 |
| T10 | 4.8 | 1986 |

## MOST YARDS PER GAME

| Rk | No.   | Year |
|----|-------|------|
| 1  | 340.5 | 1975 |
| 2  | 329.1 | 1952 |
| 3  | 315.2 | 1951 |
| 4  | 300.7 | 1989 |
| 5  | 298.5 | 1987 |



## INDIVIDUAL SINGLE GAME

### MOST PASSES ATTEMPTED

| Rk | No. | Player vs Opp.                     | Year |
|----|-----|------------------------------------|------|
| 1  | 68  | Justice Hansen at Nebraska         | 2017 |
| 2  | 58  | Ryan Aplin vs Northern Illinois    | 2011 |
| T3 | 57  | Justice Hansen vs MTSU             | 2017 |
| T3 | 57  | Justice Hansen at Louisiana        | 2016 |
| T3 | 57  | Fredi Knighten at Texas State      | 2014 |
| 6  | 53  | Johnny Covington at Louisiana Tech | 1995 |
| 7  | 51  | Layne Hatcher vs FIU               | 2019 |
| T8 | 50  | Layne Hatcher at ULM               | 2021 |
| T8 | 50  | Justice Hansen at Georgia Southern | 2018 |
| T8 | 50  | Justice Hansen vs Troy             | 2017 |
| T8 | 50  | Corey Leonard vs North Texas       | 2006 |

### MOST PASSES COMPLETED

| Rk  | No. | Player vs Opp.                     | Year |
|-----|-----|------------------------------------|------|
| 1   | 46  | Justice Hansen at Nebraska         | 2017 |
| 2   | 38  | Justice Hansen at Georgia Southern | 2018 |
| T3  | 37  | Adam Kennedy at Missouri           | 2013 |
| T3  | 37  | Ryan Aplin vs Western Kentucky     | 2011 |
| 5   | 35  | Justice Hansen at Louisiana        | 2016 |
| T6  | 34  | Layne Hatcher at ULM               | 2021 |
| T6  | 34  | Ryan Aplin at Indiana              | 2010 |
| T8  | 32  | Logan Bonner vs SMU                | 2019 |
| T8  | 32  | Johnny Covington vs San Jose State | 1995 |
| T10 | 31  | Justice Hansen vs Troy             | 2017 |
| T10 | 31  | Justice Hansen vs MTSU             | 2017 |
| T10 | 31  | Fredi Knighten at Texas State      | 2014 |

### MOST NET YARDS PASSING

| Rk  | No. | Player vs Opp.                     | Year |
|-----|-----|------------------------------------|------|
| 1   | 520 | Justice Hansen at ULM              | 2017 |
| 2   | 444 | Layne Hatcher at ULM               | 2021 |
| 3   | 440 | Layne Hatcher at Troy              | 2019 |
| 4   | 438 | Ryan Aplin at Louisiana            | 2010 |
| 5   | 437 | Justice Hansen vs Troy             | 2017 |
| 6   | 424 | Justice Hansen vs Central Arkansas | 2016 |
| 7   | 423 | Justice Hansen vs SEMO             | 2018 |
| 8   | 418 | Nick Noce vs Memphis               | 2004 |
| 9   | 415 | Justice Hansen at Nebraska         | 2017 |
| T10 | 403 | Fredi Knighten vs Toledo           | 2014 |
| T10 | 403 | Cleo Lemon vs New Mexico State     | 1998 |

### LONGEST PASSING PLAY

| Rk | No. | Player vs Opp.              | Year |
|----|-----|-----------------------------|------|
| 1  | 98  | James Hamilton vs Lamar     | 1970 |
| 2  | 92  | Layne Hatcher at Troy       | 2019 |
| T3 | 89  | James Blackman vs Memphis   | 2021 |
| T3 | 89  | Tim Langford vs Lamar       | 1982 |
| 5  | 87  | Fredi Knighten at Louisiana | 2014 |
| 6  | 85  | Bobby Span vs Louisiana     | 1953 |

### MOST TOUCHDOWN PASSES

| Rk | No. | Player vs Opp.                     | Year |
|----|-----|------------------------------------|------|
| 1  | 6   | Justice Hansen vs SEMO             | 2018 |
| T2 | 5   | Layne Hatcher vs ULM               | 2020 |
| T2 | 5   | Justice Hansen vs UAPB             | 2017 |
| T2 | 5   | Justice Hansen vs Coastal Carolina | 2017 |
| T2 | 5   | Fredi Knighten at ULM              | 2015 |
| T2 | 5   | Corey Leonard at Louisiana         | 2007 |

### MOST PASSES HAD INTERCEPTED

| Rk | No. | Player vs Opp.                | Year |
|----|-----|-------------------------------|------|
| 1  | 6   | Gene Bradley at Southern Miss | 1979 |
| T2 | 4   | Seven times                   |      |

### HIGHEST COMPLETION PCT (MIN 10 ATT)

| Rk | No.  | Player vs Opp.                     | Year |
|----|------|------------------------------------|------|
| 1  | 100  | Layne Hatcher vs Central Arkansas  | 2021 |
| 2  | .923 | Ryan Aplin vs Alcorn State         | 2012 |
| 3  | .917 | Tom Sears vs Southern Illinois     | 1992 |
| T4 | .905 | Ryan Aplin vs MTSU                 | 2012 |
| T4 | .905 | Ryan Aplin vs Memphis              | 2011 |
| T6 | .900 | Justice Hansen at Coastal Carolina | 2018 |
| T6 | .900 | Corey Leonard vs Texas Southern    | 2008 |
| 8  | .882 | Adam Kennedy at South Alabama      | 2013 |
| 9  | .875 | James Tabary vs Missouri State     | 2015 |
| 10 | .857 | Tim Langford at Lamar              | 1983 |

## INDIVIDUAL SINGLE SEASON

### MOST PASSES ATTEMPTED

| Rk | No. | Player           | Year |
|----|-----|------------------|------|
| 1  | 487 | Justice Hansen   | 2017 |
| 2  | 476 | Ryan Aplin       | 2011 |
| 3  | 434 | Justice Hansen   | 2018 |
| 4  | 432 | Fredi Knighten   | 2014 |
| 5  | 410 | Ryan Aplin       | 2010 |
| 6  | 406 | Ryan Aplin       | 2012 |
| 7  | 387 | Cleo Lemon       | 1998 |
| 8  | 370 | Johnny Covington | 1995 |
| 9  | 349 | Corey Leonard    | 2007 |
| 10 | 347 | James Blackman   | 2022 |

### MOST PASSES COMPLETED


| Rk | No. | Player         | Year |
|----|-----|----------------|------|
| 1  | 305 | Justice Hansen | 2017 |
| 2  | 304 | Ryan Aplin     | 2011 |
| 3  | 286 | Justice Hansen | 2018 |
| 4  | 276 | Ryan Aplin     | 2012 |
| 5  | 269 | Fredi Knighten | 2014 |
| 6  | 252 | Ryan Aplin     | 2010 |
| 7  | 223 | James Blackman | 2022 |
| 8  | 218 | Adam Kennedy   | 2013 |
| 9  | 204 | Layne Hatcher  | 2019 |
| 10 | 201 | Layne Hatcher  | 2021 |



# PASSING RECORDS

## YEAR-BY-YEAR PASSING LEADERS

| Year | Name           | C-A-I      | Yds  | Pct. | TD |
|------|----------------|------------|------|------|----|
| 1951 | Billy Sommers  | 20-43-5    | 261  | .465 | 7  |
| 1952 | Billy Sommers  | 38-67-4    | 610  | .567 | 8  |
| 1953 | Bobby Spann    | 18-51-6    | 334  | .353 | 5  |
| 1954 | Tommy Spiers   | 30-49-3    | 368  | .612 | 3  |
| 1955 | Tommy Spiers   | 44-98-7    | 519  | .458 | 4  |
| 1956 | Tommy Spiers   | 32-76-8    | 396  | .421 | 5  |
| 1957 | Bill Caldwell  | 28-65-7    | 501  | .431 | 3  |
| 1958 | Bill Caldwell  | 27-62-9    | 388  | .435 | 3  |
| 1959 | Bill Caldwell  | 62-132-16  | 959  | .470 | 13 |
| 1960 | Jim McMurray   | 30-77-5    | 344  | .390 | 2  |
| 1961 | Jim McMurray   | 30-70-6    | 331  | .429 | 2  |
| 1962 | Sammy Weir     | 30-75-9    | 370  | .400 | 2  |
| 1963 | Gary Everett   | 46-82-6    | 692  | .561 | 8  |
| 1964 | Gary Everett   | 35-81-7    | 454  | .432 | 4  |
| 1965 | Tim Keane      | 27-67-3    | 326  | .403 | 1  |
| 1966 | Tim Keane      | 70-158-10  | 1015 | .443 | 4  |
| 1967 | Cecil LaGrone  | 70-145-9   | 900  | .483 | 2  |
| 1968 | James Hamilton | 82-216-8   | 1238 | .380 | 9  |
| 1969 | James Hamilton | 79-184-9   | 1172 | .380 | 8  |
| 1970 | James Hamilton | 96-200-12  | 1622 | .480 | 9  |
| 1971 | James Hamilton | 81-199-16  | 1351 | .407 | 6  |
| 1972 | James Flynn    | 21-66-7    | 459  | .318 | 0  |
| 1973 | Steve Burks    | 32-73-5    | 407  | .438 | 2  |
| 1974 | James Flynn    | 39-89-10   | 425  | .438 | 1  |
| 1975 | David Hines    | 26-70-7    | 395  | .371 | 2  |
| 1976 | Bucky Layne    | 28-62-4    | 551  | .452 | 3  |
| 1977 | Kennon Taylor  | 92-190-12  | 1404 | .484 | 5  |
| 1978 | Kennon Taylor  | 78-182-16  | 1087 | .429 | 4  |
| 1979 | Gene Bradley   | 91-198-17  | 1091 | .460 | 7  |
| 1980 | Tim Langford   | 27-71-9    | 281  | .380 | 1  |
| 1981 | Tim Langford   | 31-63-8    | 345  | .492 | 3  |
| 1982 | Tim Langford   | 39-80-4    | 534  | .487 | 4  |
| 1983 | Tim Langford   | 90-166-8   | 1156 | .542 | 6  |
| 1984 | Dwane Brown    | 59-148-7   | 748  | .400 | 2  |
| 1985 | Dwane Brown    | 72-152-8   | 1205 | .474 | 9  |
| 1986 | Dwane Brown    | 58-120-5   | 862  | .483 | 5  |
| 1987 | Dwane Brown    | 46-96-4    | 665  | .479 | 3  |
| 1988 | Roy Johnson    | 23-50-3    | 348  | .460 | 0  |
| 1989 | Roy Johnson    | 61-122-6   | 941  | .500 | 6  |
| 1990 | Roy Johnson    | 101-245-14 | 1561 | .412 | 9  |
| 1991 | Roy Johnson    | 120-263-15 | 1747 | .456 | 7  |
| 1992 | Tom Sears      | 95-176-10  | 1159 | .540 | 3  |
| 1993 | J. Covington   | 94-184-5   | 1069 | .511 | 3  |
| 1994 | J. Covington   | 85-185-5   | 830  | .459 | 6  |
| 1995 | J. Covington   | 194-370-13 | 2127 | .524 | 14 |
| 1996 | J. Watkins     | 118-208-9  | 1481 | .567 | 15 |
| 1997 | Cleo Lemon     | 90-205-8   | 1452 | .439 | 6  |
| 1998 | Cleo Lemon     | 183-387-10 | 2721 | .463 | 14 |
| 1999 | Cleo Lemon     | 105-230-8  | 1569 | .457 | 15 |
| 2000 | Cleo Lemon     | 173-306-7  | 1964 | .565 | 13 |
| 2001 | Elliot Jacobs  | 43-102-7   | 586  | .422 | 5  |
| 2002 | Elliot Jacobs  | 136-258-7  | 1751 | .527 | 7  |
| 2003 | Elliot Jacobs  | 145-273-13 | 1537 | .531 | 10 |
| 2004 | Nick Noce      | 164-315-16 | 2115 | .521 | 13 |
| 2005 | Nick Noce      | 156-282-10 | 2052 | .553 | 12 |
| 2006 | Corey Leonard  | 109-222-8  | 1321 | .491 | 8  |
| 2007 | Corey Leonard  | 182-349-15 | 2235 | .521 | 16 |
| 2008 | Corey Leonard  | 166-306-8  | 2347 | .542 | 16 |
| 2009 | Corey Leonard  | 114-211-6  | 1416 | .540 | 7  |
| 2010 | Ryan Aplin     | 252-410-11 | 2939 | .615 | 21 |
| 2011 | Ryan Aplin     | 304-476-16 | 3588 | .639 | 19 |



Justice Hansen (2016-18)

## YEAR-BY-YEAR PASSING LEADERS

| Year | Name           | C-A-I      | Yds  | Pct. | TD |
|------|----------------|------------|------|------|----|
| 2012 | Ryan Aplin     | 276-406-4  | 3342 | .680 | 24 |
| 2013 | Adam Kennedy   | 218-315-6  | 2363 | .692 | 11 |
| 2014 | Fredi Knighten | 269-432-7  | 3277 | .623 | 24 |
| 2015 | Fredi Knighten | 136-251    | 1835 | .542 | 19 |
| 2016 | Justice Hansen | 197-340-8  | 2719 | .579 | 19 |
| 2017 | Justice Hansen | 305-487-16 | 3967 | .626 | 37 |
| 2018 | Justice Hansen | 286-434-9  | 3447 | .659 | 27 |
| 2019 | Layne Hatcher  | 204-310-10 | 2946 | .658 | 27 |
| 2020 | Layne Hatcher  | 116-194-2  | 2058 | .598 | 19 |
| 2021 | Layne Hatcher  | 201-342-13 | 2423 | .588 | 19 |
| 2022 | James Blackman | 223-347-3  | 2471 | .643 | 14 |

## MOST NET PASSING YARDS

| Rk | No.  | Player         | Year |
|----|------|----------------|------|
| 1  | 3967 | Justice Hansen | 2017 |
| 2  | 3588 | Ryan Aplin     | 2011 |
| 3  | 3447 | Justice Hansen | 2018 |
| 4  | 3342 | Ryan Aplin     | 2012 |
| 5  | 3277 | Fredi Knighten | 2014 |
| 6  | 2946 | Layne Hatcher  | 2019 |
| 7  | 2939 | Ryan Aplin     | 2010 |
| 8  | 2721 | Cleo Lemon     | 1998 |
| 9  | 2719 | Justice Hansen | 2016 |
| 10 | 2471 | James Blackman | 2022 |



## MOST TOUCHDOWN PASSES

| Rk | No. | Player         | Year |
|----|-----|----------------|------|
| 1  | 37  | Justice Hansen | 2017 |
| T2 | 27  | Layne Hatcher  | 2019 |
| T2 | 27  | Justice Hansen | 2018 |
| T4 | 24  | Fredi Knighten | 2014 |
| T4 | 24  | Ryan Aplin     | 2012 |
| 6  | 21  | Ryan Aplin     | 2010 |
| T7 | 19  | Layne Hatcher  | 2021 |
| T7 | 19  | Layne Hatcher  | 2020 |
| T7 | 19  | Justice Hansen | 2016 |
| T7 | 19  | Fredi Knighten | 2015 |
| T7 | 19  | Ryan Aplin     | 2011 |

## MOST PASSES HAD INTERCEPTED

| Rk | No. | Player         | Year |
|----|-----|----------------|------|
| 1  | 17  | Gene Bradley   | 1979 |
| T2 | 16  | Justice Hansen | 2017 |
| T2 | 16  | Ryan Aplin     | 2011 |
| T2 | 16  | Nick Noce      | 2004 |
| T2 | 16  | Kennon Taylor  | 1978 |
| T2 | 16  | James Hamilton | 1971 |
| T2 | 16  | Bill Caldwell  | 1959 |
| T8 | 15  | Corey Leonard  | 2007 |
| T8 | 15  | Roy Johnson    | 1991 |

## HIGHEST COMPLETION PCT (MIN 50 ATT)

| Rk | No.  | Player                   | Year |
|----|------|--------------------------|------|
| 1  | .692 | Adam Kennedy (218-315)   | 2013 |
| 2  | .680 | Ryan Aplin (276-406)     | 2012 |
| 3  | .659 | Justice Hansen (286-434) | 2018 |
| 4  | .658 | Layne Hatcher (204-310)  | 2019 |
| 5  | .653 | Ryan Aplin (77-118)      | 2009 |
| 6  | .643 | James Blackman (223-347) | 2022 |
| 7  | .638 | Ryan Aplin (304-476)     | 2011 |
| 8  | .626 | Justice Hansen (305-487) | 2017 |
| 9  | .623 | Fredi Knighten (269-432) | 2014 |
| 10 | .619 | James Tabary (65-105)    | 2015 |

## MOST YARDS PER GAME

| Rk | No.   | Player         | Year |
|----|-------|----------------|------|
| 1  | 330.6 | Justice Hansen | 2017 |
| 2  | 294.6 | Layne Hatcher  | 2019 |
| 3  | 276.0 | Ryan Aplin     | 2011 |
| 4  | 265.2 | Justice Hansen | 2018 |
| 5  | 257.1 | Ryan Aplin     | 2012 |
| 6  | 252.1 | Fredi Knighten | 2014 |
| 7  | 244.9 | Ryan Aplin     | 2010 |
| 8  | 226.8 | Cleo Lemon     | 1998 |
| 9  | 224.6 | James Blackman | 2022 |
| 10 | 220.3 | Layne Hatcher  | 2021 |

## CAREER

### MOST PASSES ATTEMPTED

| Rk | No.  | Player           | Years   |
|----|------|------------------|---------|
| 1  | 1407 | Ryan Aplin       | 2009-12 |
| 2  | 1261 | Justice Hansen   | 2016-18 |
| 3  | 1128 | Cleo Lemon       | 1997-00 |
| 4  | 1088 | Corey Leonard    | 2006-09 |
| 5  | 846  | Layne Hatcher    | 2019-21 |
| 6  | 824  | Johnny Covington | 1992-95 |
| 7  | 799  | James Hamilton   | 1968-71 |
| 8  | 736  | Fredi Knighten   | 2012-15 |
| 9  | 680  | Roy Johnson      | 1988-91 |
| 10 | 638  | Nick Noce        | 2003-05 |

### MOST PASSES COMPLETED

| Rk | No. | Player           | Years   |
|----|-----|------------------|---------|
| 1  | 906 | Ryan Aplin       | 2009-12 |
| 2  | 788 | Justice Hansen   | 2016-18 |
| 3  | 571 | Corey Leonard    | 2006-09 |
| 4  | 551 | Cleo Lemon       | 1997-00 |
| 5  | 521 | Layne Hatcher    | 2019-21 |
| 6  | 442 | Fredi Knighten   | 2012-15 |
| 7  | 409 | Johnny Covington | 1992-95 |
| 8  | 332 | James Blackman   | 2021-22 |
| 9  | 328 | Nick Noce        | 2003-05 |
| 10 | 324 | Elliot Jacobs    | 2001-03 |

### MOST NET YARDS PASSING

| Rk | No.    | Player           | Years   |
|----|--------|------------------|---------|
| 1  | 10,758 | Ryan Aplin       | 2009-12 |
| 2  | 10,133 | Justice Hansen   | 2016-18 |
| 3  | 7706   | Cleo Lemon       | 1997-00 |
| 4  | 7427   | Layne Hatcher    | 2019-21 |
| 5  | 7319   | Corey Leonard    | 2006-09 |
| 6  | 5383   | James Hamilton   | 1968-71 |
| 7  | 5371   | Fredi Knighten   | 2012-15 |
| 8  | 4597   | Roy Johnson      | 1988-91 |
| 9  | 4426   | Johnny Covington | 1992-95 |
| 10 | 4343   | Nick Noce        | 2003-05 |

### MOST TOUCHDOWN PASSES

| Rk | No. | Player           | Years   |
|----|-----|------------------|---------|
| 1  | 83  | Justice Hansen   | 2016-18 |
| 2  | 67  | Ryan Aplin       | 2009-12 |
| 3  | 65  | Layne Hatcher    | 2019-21 |
| 4  | 48  | Cleo Lemon       | 1997-00 |
| 5  | 47  | Corey Leonard    | 2006-09 |
| 6  | 46  | Fredi Knighten   | 2012-15 |
| 7  | 32  | James Hamilton   | 1968-71 |
| 8  | 30  | Logan Bonner     | 2017-20 |
| 9  | 25  | Nick Noce        | 2003-05 |
| 10 | 24  | Johnny Covington | 1992-95 |



# PASSING RECORDS

## MOST PASSES HAD INTERCEPTED

| Rk | No. | Player           | Years   |
|----|-----|------------------|---------|
| 1  | 45  | James Hamilton   | 1968-71 |
| 2  | 38  | Roy Johnson      | 1988-91 |
| T3 | 37  | Corey Leonard    | 2006-09 |
| T3 | 37  | Ryan Aplin       | 2009-12 |
| T5 | 33  | Justice Hansen   | 2016-18 |
| T5 | 33  | Nick Noce        | 2002-05 |
| T5 | 33  | Cleo Lemon       | 1997-00 |
| T5 | 33  | Bill Caldwell    | 1957-59 |
| 9  | 30  | Johnny Covington | 1992-95 |

## HIGHEST COMPLETION PCT (MIN 100 ATT)

| Rk | No.  | Player                     | Years   |
|----|------|----------------------------|---------|
| 1  | .680 | Logan Bonner (271-469)     | 2017-20 |
| 2  | .664 | Ryan Aplin (906-1407)      | 2009-12 |
| 3  | .626 | James Blackman (323-530)   | 2021-22 |
| 4  | .625 | Justice Hansen (788-1261)  | 2016-18 |
| 5  | .616 | Layne Hatcher (521-846)    | 2019-21 |
| 6  | .601 | Fredi Knighten (442-736)   | 2012-15 |
| 7  | .539 | Jeremie Watkins (167-310)  | 1996-97 |
| 8  | .525 | Corey Leonard (571-1088)   | 2006-09 |
| 9  | .508 | Brent Pettus (160-315)     | 1994-97 |
| 10 | .496 | Johnny Covington (409-825) | 1992-95 |

## MOST YARDS PER GAME

| Rk | No.   | Player         | Years   |
|----|-------|----------------|---------|
| 1  | 266.7 | Justice Hansen | 2016-18 |
| 2  | 232.1 | Layne Hatcher  | 2019-21 |
| 3  | 228.9 | Ryan Aplin     | 2009-12 |
| 4  | 224.4 | James Blackman | 2021-22 |
| 5  | 188.0 | Cleo Lemon     | 1997-00 |
| 6  | 166.3 | Corey Leonard  | 2006-09 |
| 7  | 141.7 | James Hamilton | 1968-71 |
| 8  | 131.9 | Logan Bonner   | 2017-20 |
| 9  | 131.0 | Fredi Knighten | 2012-15 |
| 10 | 113.9 | Elliot Jacobs  | 2001-03 |

## TEAM SINGLE GAME

### MOST PASSES ATTEMPTED

| Rk | No. | Opponent          | Year |
|----|-----|-------------------|------|
| 1  | 68  | at Nebraska       | 2017 |
| 2  | 66  | Memphis           | 2021 |
| T3 | 58  | Middle Tennessee  | 2017 |
| T3 | 58  | Southern Illinois | 2011 |
| T5 | 57  | Georgia State     | 2020 |
| T5 | 57  | at Louisiana      | 2016 |
| T5 | 57  | at Texas State    | 2014 |
| T8 | 53  | North Texas       | 2007 |
| T8 | 53  | Louisiana Tech    | 1995 |
| 10 | 52  | vs FIU            | 2019 |

## MOST PASSES COMPLETED

| Rk | No. | Opponent            | Year |
|----|-----|---------------------|------|
| 1  | 46  | at Nebraska         | 2017 |
| 2  | 42  | Memphis             | 2021 |
| 3  | 40  | Georgia State       | 2020 |
| T4 | 38  | at Georgia Southern | 2018 |
| T4 | 38  | at Western Kentucky | 2011 |
| 6  | 37  | at Missouri         | 2013 |
| T7 | 35  | at Louisiana        | 2016 |
| T7 | 35  | at Indiana          | 2010 |
| T9 | 34  | at ULM              | 2021 |
| T9 | 34  | San Jose State      | 1995 |

## MOST NET YARDS PASSING

| Rk | No. | Opponent            | Year |
|----|-----|---------------------|------|
| 1  | 582 | Memphis             | 2021 |
| 2  | 551 | Georgia State       | 2020 |
| 3  | 520 | at ULM              | 2017 |
| 4  | 511 | ULM                 | 2020 |
| 5  | 497 | Southeast Missouri  | 2018 |
| 6  | 462 | at Texas State      | 2020 |
| 7  | 455 | at Troy             | 2019 |
| 8  | 453 | at Georgia Southern | 2021 |
| 9  | 444 | at ULM              | 2021 |
| 10 | 438 | at Louisiana        | 2010 |

## MOST TOUCHDOWNS PASSING

| Rk | No. | Opponent            | Year |
|----|-----|---------------------|------|
| 1  | 8   | Georgia State       | 2020 |
| 2  | 7   | Southeast Missouri  | 2018 |
| T3 | 6   | ULM                 | 2020 |
| T3 | 6   | Central Arkansas    | 2020 |
| T3 | 6   | Arkansas-Pine Bluff | 2017 |
| T6 | 5   | Memphis             | 2021 |
| T6 | 5   | at Kansas State     | 2020 |
| T6 | 5   | Coastal Carolina    | 2017 |
| T6 | 5   | ULM                 | 2016 |
| T6 | 5   | at ULM              | 2015 |
| T6 | 5   | Toledo              | 2014 |
| T6 | 5   | at Louisiana        | 2007 |
| T6 | 5   | Southern Arkansas   | 1958 |

## MOST PASSES HAD INTERCEPTED

| Rk | No. | Opponent             | Year |
|----|-----|----------------------|------|
| 1  | 6   | at Southern Miss     | 1979 |
| T2 | 5   | Southern Utah        | 1997 |
| T2 | 5   | at Mississippi State | 1994 |





## HIGHEST COMPLETION PERCENTAGE

| Rk | No.  | Opponent                     | Year |
|----|------|------------------------------|------|
| 1  | .917 | at Southern Illinois (11-12) | 1992 |
| 2  | .904 | Middle Tennessee (19-21)     | 2012 |
| 3  | .900 | Texas Southern (9-10)        | 2008 |
| 4  | .885 | Missouri State (23-26)       | 2015 |
| 5  | .879 | Memphis (29-33)              | 2011 |
| 6  | .875 | Alcorn State (14-16)         | 2012 |
| 7  | .840 | at South Alabama (21-25)     | 2013 |
| 8  | .800 | at Western Kentucky (17-20)  | 2009 |
| 9  | .793 | at Coastal Carolina (23-29)  | 2018 |
| 10 | .787 | at Missouri (37-47)          | 2013 |

## TEAM SINGLE SEASON

### MOST PASS ATTEMPTS

| Rk | No. | Year |
|----|-----|------|
| 1  | 521 | 2021 |
| 2  | 512 | 2017 |
| 3  | 500 | 2011 |
| 4  | 472 | 2018 |
| 5  | 469 | 2019 |
| 6  | 463 | 2020 |
| 7  | 448 | 2014 |
| 8  | 438 | 2010 |
| 9  | 412 | 2012 |
| 10 | 410 | 1998 |

### MOST PASS COMPLETIONS

| Rk | No. | Year |
|----|-----|------|
| 1  | 326 | 2011 |
| 2  | 317 | 2017 |
| 3  | 310 | 2021 |
| 4  | 303 | 2018 |
| 5  | 298 | 2019 |
| 6  | 279 | 2012 |
| 7  | 276 | 2014 |
| 8  | 275 | 2020 |
| 9  | 266 | 2010 |
| 10 | 255 | 2013 |

### MOST NET YARDS PASSING

| Rk | No.  | Year |
|----|------|------|
| 1  | 4106 | 2017 |
| 2  | 4057 | 2019 |
| 3  | 4008 | 2020 |
| 4  | 3817 | 2011 |
| 5  | 3767 | 2021 |
| 6  | 3675 | 2018 |
| 7  | 3386 | 2012 |
| 8  | 3381 | 2014 |
| 9  | 3148 | 2016 |
| 10 | 3057 | 2010 |

## MOST TOUCHDOWNS PASSING

| Rk  | No. | Year |
|-----|-----|------|
| 1   | 39  | 2020 |
| 2   | 38  | 2017 |
| 3   | 37  | 2019 |
| 4   | 28  | 2018 |
| 5   | 27  | 2021 |
| T6  | 25  | 2014 |
| T6  | 25  | 2012 |
| T8  | 23  | 2015 |
| T8  | 23  | 2010 |
| T10 | 21  | 2016 |
| T10 | 21  | 2011 |

## MOST PASSES HAD INTERCEPTED

| Rk | No. | Year |
|----|-----|------|
| T1 | 21  | 2003 |
| T1 | 21  | 1959 |
| T3 | 20  | 1996 |
| T3 | 20  | 1971 |
| 5  | 19  | 1958 |
| 6  | 18  | 1979 |

## HIGHEST COMPLETION PERCENTAGE

| Rk | No.  | Year           |
|----|------|----------------|
| 1  | .693 | 2013 (255-368) |
| 2  | .667 | 2012 (279-412) |
| 3  | .652 | 2011 (326-500) |
| 4  | .642 | 2018 (303-472) |
| 5  | .625 | 2019 (298-469) |
| 6  | .624 | 2022 (247-396) |
| 7  | .619 | 2017 (317-512) |
| 8  | .616 | 2014 (276-448) |
| 9  | .607 | 2010 (266-438) |
| 10 | .594 | 2020 (275-463) |

## MOST PASSING YARDS PER GAME

| Rk | No.   | Year |
|----|-------|------|
| 1  | 364.4 | 2020 |
| 2  | 342.2 | 2017 |
| 3  | 313.9 | 2021 |
| 4  | 312.1 | 2019 |
| 5  | 293.6 | 2011 |
| 6  | 282.7 | 2018 |
| 7  | 260.5 | 2012 |
| 8  | 260.1 | 2014 |
| 9  | 254.8 | 2010 |
| 10 | 242.2 | 2016 |



# RECEIVING RECORDS

RECORDS

## INDIVIDUAL SINGLE GAME

### MOST PASSES CAUGHT

| Rk | No. | Player vs Opp.                    | Year |
|----|-----|-----------------------------------|------|
| T1 | 15  | Jonathan Adams Jr. vs Georgia St. | 2020 |
| T1 | 15  | J.D. McKissic at Missouri         | 2013 |
| T3 | 13  | Josh Jarboe at Oregon             | 2012 |
| T3 | 13  | Dwayne Frampton at ULM            | 2011 |
| T3 | 12  | Brandon Bowling vs SMU            | 2019 |
| T6 | 12  | J.D. McKissic vs ULM              | 2012 |
| T6 | 12  | J.D. McKissic at Troy             | 2012 |
| T6 | 12  | Dwayne Frampton at Indiana        | 2010 |
| T9 | 11  | Kirk Merritt at Georgia Southern  | 2018 |
| T9 | 11  | Kirk Merritt at Coastal Carolina  | 2018 |
| T9 | 11  | J.D. McKissic vs Kent State       | 2012 |
| T9 | 11  | Taylor Stockemer vs N. Illinois   | 2011 |
| T9 | 11  | Robert Kilow at Ole Miss          | 1999 |
| T9 | 11  | J.J. Washington vs N. Illinois    | 1996 |

### MOST YARDS GAINED

| Rk | No. | Player vs Opp.                   | Year |
|----|-----|----------------------------------|------|
| 1  | 310 | Corey Rucker vs ULM              | 2020 |
| 2  | 284 | Lennie Johnson vs Missouri State | 1997 |
| 3  | 254 | Robert Kilow at Ole Miss         | 1999 |
| 4  | 213 | Omar Bayless at Troy             | 2019 |
| 5  | 211 | Justin McInnis at ULM            | 2017 |
| 6  | 198 | Jeff Foreman vs Memphis          | 2021 |
| 6  | 196 | Dikki Dyson vs Louisiana Tech    | 1977 |
| T8 | 188 | Chris Murray at Georgia Southern | 2017 |
| T8 | 188 | Chet Douthit vs Louisiana Tech   | 1970 |
| 10 | 185 | Taylor Stockemer vs N. Illinois  | 2011 |

### MOST TOUCHDOWN CATCHES

| Rk | No. | Player vs Opp.                     | Year |
|----|-----|------------------------------------|------|
| T1 | 4   | Corey Rucker vs ULM                | 2020 |
| T1 | 4   | Omar Bayless vs SMU                | 2019 |
| T1 | 4   | Alfred Bentley vs Central Missouri | 1959 |
| T4 | 3   | Corey Rucker vs Central Arkansas   | 2021 |
| T4 | 3   | Jonathan Adams Jr. at Kansas State | 2020 |
| T4 | 3   | Omar Bayless at Georgia State      | 2019 |
| T4 | 3   | Tres Houston at ULM                | 2015 |
| T4 | 3   | Booker Mays vs Toledo              | 2014 |
| T4 | 3   | Kendall Sanders vs UCF             | 2016 |

### MOST YARDS PER CATCH (MIN 3 CATCHES)

| Rk | No.  | Player vs Opp.                    | Year |
|----|------|-----------------------------------|------|
| 1  | 49.3 | Jeff Foreman at Texas State       | 2020 |
| 2  | 47.0 | Omar Bayless vs Southern Illinois | 2019 |
| 3  | 43.0 | Cazzy Francis at ULM              | 1985 |
| 4  | 41.3 | Joe Waleszonia vs Eastern NM      | 1969 |
| 5  | 40.6 | Lennie Johnson vs Missouri State  | 1997 |
| T6 | 40.3 | Cameron Echols-Luper vs UCA       | 2016 |
| T6 | 40.3 | Kenrick Bullard at Ole Miss       | 1990 |
| 8  | 40.0 | Steve Lockhart vs Drake           | 1969 |
| 9  | 37.7 | Chuck Walker at LSU               | 2004 |
| 10 | 37.6 | Chris Murray at Georgia Southern  | 2017 |

## YEAR-BY-YEAR RECEIVING LEADERS

| Year | Name               | Rec. | Yds  | Avg. | TD |
|------|--------------------|------|------|------|----|
| 1951 | John Koldus        | 20   | 488  | 24.4 | 10 |
| 1952 |                    |      |      |      |    |
| 1953 | Ronnie Allen       | 18   | 265  | 14.7 | 7  |
| 1954 | Dan Spensieri      | 12   | 225  | 18.8 | 1  |
| 1955 | Jim Turley         | 10   | 132  | 13.2 | 2  |
| 1956 | Bob Gray           | 13   | 179  | 13.8 | 2  |
| 1957 | Howard Cissell     | 10   | 138  | 13.8 | 2  |
| 1958 | Don Riggs          | 17   | 242  | 14.2 | 3  |
| 1959 | Alfred Bentley     | 28   | 554  | 19.8 | 10 |
| 1960 | Alfred Bentley     | 19   | 305  | 16.1 | 3  |
| 1961 | Gilbert Arnold     | 11   | 108  | 9.8  | 0  |
| 1962 | Hassel McCain      | 10   | 133  | 13.3 | 1  |
| 1963 | Bill Pagano        | 12   | 198  | 16.5 | 3  |
| 1964 | Bill Pagano        | 14   | 210  | 15.0 | 3  |
| 1965 | Gerald Jumper      | 12   | 139  | 11.6 | 0  |
| 1966 | Gerald Jumper      | 32   | 511  | 16.0 | 1  |
| 1967 | Gerald Jumper      | 47   | 727  | 15.5 | 0  |
| 1968 | Joe Waleszonia     | 29   | 507  | 17.5 | 2  |
| 1969 | Steve Lockhart     | 30   | 482  | 15.1 | 1  |
| 1970 | Chet Douthit       | 43   | 955  | 22.2 | 5  |
| 1971 | Steve Lockhart     | 27   | 382  | 14.1 | 2  |
| 1972 | Steve Burks        | 9    | 170  | 18.9 | 0  |
| 1973 | Jaime Klipsch      | 12   | 178  | 14.8 | 0  |
| 1974 | Jaime Klipsch      | 16   | 217  | 13.6 | 1  |
| 1975 | Orna Middlebrook   | 11   | 169  | 15.4 | 0  |
| 1976 | Orna Middlebrook   | 13   | 215  | 16.5 | 2  |
| 1977 | Dikki Dyson        | 40   | 710  | 17.8 | 1  |
| 1978 | Jerome Miller      | 24   | 473  | 19.7 | 2  |
| 1979 | Anthony Williams   | 22   | 123  | 5.6  | 1  |
| 1980 | Lee Charles Wright | 9    | 95   | 10.6 | 1  |
| 1981 | Maurice Carthon    | 12   | 99   | 8.3  | 0  |
| 1982 | Waddell Kelly      | 12   | 170  | 14.2 | 1  |
| 1983 | Judious Lewis      | 30   | 595  | 19.8 | 3  |
| 1984 | Judious Lewis      | 23   | 323  | 14.0 | 0  |
| 1985 | Cazzy Francis      | 32   | 667  | 20.8 | 5  |
| 1986 | Cazzy Francis      | 21   | 400  | 19.1 | 3  |
| 1987 | Fred Barnett       | 32   | 608  | 19.0 | 4  |
| 1988 | Fred Barnett       | 12   | 141  | 11.8 | 0  |
| 1989 | Fred Barnett       | 38   | 643  | 16.9 | 4  |
| 1990 | Blake Denison      | 24   | 349  | 14.5 | 1  |
| 1991 | Kenrick Bullard    | 29   | 507  | 17.5 | 2  |
| 1992 | Kenrick Bullard    | 22   | 325  | 14.8 | 2  |
| 1993 | Derrick Austin     | 22   | 309  | 14.1 | 1  |
| 1994 | Derrick Austin     | 27   | 347  | 12.9 | 2  |
| 1995 | Corey Walker       | 42   | 411  | 9.8  | 4  |
| 1996 | Lennie Johnson     | 47   | 796  | 16.9 | 5  |
| 1997 | Lennie Johnson     | 46   | 852  | 18.7 | 4  |
| 1998 | Lennie Johnson     | 55   | 901  | 16.4 | 2  |
| 1999 | Robert Kilow       | 57   | 783  | 13.7 | 5  |
| 2000 | Robert Kilow       | 72   | 1002 | 13.9 | 3  |
| 2001 | Alvin Powell       | 36   | 507  | 14.1 | 6  |
| 2002 | James Hickenbotham | 27   | 468  | 17.3 | 3  |
| 2003 | Mike Cox           | 35   | 477  | 13.6 | 1  |
| 2004 | Chuck Walker       | 38   | 589  | 15.5 | 2  |
| 2005 | Levi Dejohnette    | 43   | 554  | 12.9 | 1  |
| 2006 | Kevin Jones        | 25   | 355  | 14.2 | 2  |
| 2007 | Levi Dejohnette    | 61   | 701  | 11.5 | 2  |
| 2008 | Brandon Thompkins  | 32   | 511  | 16.0 | 2  |
| 2009 | Brandon Thompkins  | 47   | 598  | 12.7 | 4  |
| 2010 | Dwayne Frampton    | 69   | 738  | 10.7 | 6  |
| 2011 | Dwayne Frampton    | 94   | 1156 | 12.3 | 6  |



## YEAR-BY-YEAR RECEIVING LEADERS

| Year | Name               | Rec. | Yds  | Avg. | TD |
|------|--------------------|------|------|------|----|
| 2012 | J.D. McKissic      | 103  | 1022 | 9.9  | 5  |
| 2013 | J.D. McKissic      | 82   | 662  | 8.1  | 4  |
| 2014 | Tres Houston       | 53   | 685  | 12.9 | 4  |
| 2015 | Tres Houston       | 36   | 615  | 17.1 | 10 |
| 2016 | Kendall Sanders    | 38   | 553  | 14.6 | 7  |
| 2017 | Chris Murray       | 50   | 697  | 13.9 | 9  |
| 2018 | Kirk Merritt       | 83   | 1005 | 12.1 | 7  |
| 2019 | Omar Bayless       | 93   | 1653 | 17.8 | 17 |
| 2020 | Jonathan Adams Jr. | 79   | 1111 | 14.1 | 12 |
| 2021 | Corey Rucker       | 59   | 826  | 14.0 | 9  |
| 2022 | Seydou Traore      | 50   | 655  | 13.1 | 4  |

## INDIVIDUAL SINGLE SEASON

### MOST PASSES CAUGHT

| Rk  | No. | Player             | Year |
|-----|-----|--------------------|------|
| 1   | 103 | J.D. McKissic      | 2012 |
| 2   | 94  | Dwayne Frampton    | 2011 |
| 3   | 93  | Omar Bayless       | 2019 |
| 4   | 83  | Kirk Merritt       | 2018 |
| 5   | 79  | Jonathan Adams Jr. | 2020 |
| 6   | 72  | Robert Kilow       | 2000 |
| 7   | 70  | Kirk Merritt       | 2019 |
| 8   | 69  | Dwayne Frampton    | 2010 |
| 9   | 62  | Jonathan Adams Jr. | 2019 |
| T10 | 61  | Justin McInnis     | 2018 |
| T10 | 61  | Levi DeJohette     | 2007 |

### MOST YARDS GAINED

| Rk | No.  | Player             | Year |
|----|------|--------------------|------|
| 1  | 1653 | Omar Bayless       | 2019 |
| 2  | 1156 | Dwayne Frampton    | 2011 |
| 3  | 1111 | Jonathan Adams Jr. | 2020 |
| 4  | 1022 | J.D. McKissic      | 2012 |
| 5  | 1005 | Kirk Merritt       | 2018 |
| 6  | 1002 | Robert Kilow       | 2000 |
| 7  | 955  | Chet Douthit       | 1970 |
| 8  | 901  | Lennie Johnson     | 1998 |
| 9  | 862  | Lennie Johnson     | 1997 |
| 10 | 851  | Jonathan Adams Jr. | 2019 |

### MOST TOUCHDOWN CATCHES

| Rk | No. | Player             | Year |
|----|-----|--------------------|------|
| 1  | 17  | Omar Bayless       | 2019 |
| T2 | 12  | Jonathan Adams Jr. | 2020 |
| T2 | 12  | Kirk Merritt       | 2019 |
| T4 | 10  | Tres Houston       | 2015 |
| T4 | 10  | Alfred Bentley     | 1959 |
| T4 | 10  | John Koldus        | 1951 |
| T7 | 9   | Corey Rucker       | 2021 |
| T7 | 9   | Chris Murray       | 2017 |



Omar Bayless (2016-19)

### MOST YARDS PER CATCH

| Rk | No.  | Player             | Year |
|----|------|--------------------|------|
| 1  | 22.8 | Robert Kilow       | 1998 |
| 2  | 22.2 | Chet Douthit       | 1970 |
| 3  | 21.7 | Taylor Stockemer   | 2009 |
| 4  | 21.4 | Lennie Johnson     | 1995 |
| 5  | 20.8 | Cazzy Francis      | 1985 |
| 6  | 20.4 | David Johnson      | 2007 |
| 7  | 20.1 | James Hickenbotham | 1999 |
| T8 | 19.8 | Judious Lewis      | 1983 |
| T8 | 19.8 | Alfred Bentley     | 1959 |

### MOST 100-YARD RECEIVING GAMES

| Rk | No. | Player             | Year |
|----|-----|--------------------|------|
| 1  | 8   | Omar Bayless       | 2019 |
| T2 | 5   | Jonathan Adams Jr. | 2020 |
| T2 | 5   | Dwayne Frampton    | 2011 |
| T2 | 5   | Robert Kilow       | 2000 |
| T5 | 4   | J.D. McKissic      | 2012 |
| T5 | 4   | Lennie Johnson     | 1996 |
| T5 | 4   | Chet Douthit       | 1970 |
| T8 | 3   | Corey Rucker       | 2021 |
| T8 | 3   | Kirk Merritt       | 2019 |
| T8 | 3   | Kirk Merritt       | 2018 |
| T8 | 3   | Dijon Paschal      | 2015 |
| T8 | 3   | Lennie Johnson     | 1997 |
| T8 | 3   | Fred Barnett       | 1989 |

RECORDS



# RECEIVING RECORDS

RECORDS

## CAREER

### MOST PASSES CAUGHT

| Rk | No. | Player             | Years   |
|----|-----|--------------------|---------|
| 1  | 289 | J.D. McKissic      | 2012-15 |
| 2  | 177 | Omar Bayless       | 2016-19 |
| 3  | 166 | Jonathan Adams Jr. | 2017-20 |
| 4  | 163 | Dwayne Frampton    | 2010-11 |
| 5  | 158 | Robert Kilow       | 1998-00 |
| 6  | 156 | Lennie Johnson     | 1995-98 |
| 7  | 153 | Kirk Merritt       | 2018-19 |
| 8  | 152 | Levi Dejohnette    | 2004-07 |
| 9  | 129 | Taylor Stockemer   | 2009-12 |
| 10 | 128 | Brandon Thompkins  | 2006-09 |

### MOST YARDS GAINED

| Rk | No.  | Player             | Years   |
|----|------|--------------------|---------|
| 1  | 2826 | J.D. McKissic      | 2012-15 |
| 2  | 2775 | Omar Bayless       | 2016-19 |
| 3  | 2730 | Lennie Johnson     | 1995-98 |
| 4  | 2446 | Robert Kilow       | 1998-00 |
| 5  | 2306 | Jonathan Adams Jr. | 2017-20 |
| 6  | 2146 | Taylor Stockemer   | 2009-12 |
| 7  | 1894 | Dwayne Frampton    | 2010-11 |
| 8  | 1816 | Levi Dejohnette    | 2004-07 |
| 9  | 1811 | Kirk Merritt       | 2018-19 |
| 10 | 1810 | Dijon Paschal      | 2014-17 |

### MOST TOUCHDOWN CATCHES

| Rk  | No. | Player             | Years   |
|-----|-----|--------------------|---------|
| 1   | 26  | Omar Bayless       | 2016-19 |
| 2   | 21  | Jonathan Adams Jr. | 2017-20 |
| 3   | 19  | Kirk Merritt       | 2018-19 |
| 4   | 16  | Taylor Stockemer   | 2009-12 |
| 5   | 15  | John Koldus        | 1950-52 |
| T6  | 14  | Corey Rucker       | 2020-21 |
| T6  | 14  | Tres Houston       | 2013-15 |
| T8  | 13  | Chris Murray       | 2015-17 |
| T8  | 13  | Alfred Bentley     | 1959-60 |
| T10 | 12  | Dwayne Frampton    | 2010-11 |
| T10 | 12  | Lennie Johnson     | 1995-98 |

### MOST YARDS PER CATCH

| Rk | No.  | Player            | Years   |
|----|------|-------------------|---------|
| 1  | 22.1 | Chet Douthit      | 1969-70 |
| 2  | 20.5 | Kendricke Bullard | 1990-92 |
| 3  | 20.1 | Cazzy Francis     | 1985-86 |
| 4  | 19.9 | Jeff Foreman      | 2019-22 |
| 5  | 18.3 | Alfred Bentley    | 1959-60 |
| T6 | 17.5 | Lennie Johnson    | 1995-98 |
| T6 | 17.5 | Jerome Miller     | 1975-79 |
| 8  | 17.3 | Judious Lewis     | 1983-84 |



## INDIVIDUAL SINGLE GAME

### MOST POINTS SCORED

| Rk | No. | Player vs Opp.                     | Year |
|----|-----|------------------------------------|------|
| T1 | 42  | Steve Burks vs Abilene Christian   | 1973 |
| T1 | 42  | Clifton Keller vs Central Arkansas | 1917 |
| T3 | 30  | Michael Gordon at Idaho            | 2014 |
| T3 | 30  | Corey Walker vs Louisiana Tech     | 1996 |

### MOST TOUCHDOWNS SCORED

| Rk | No. | Player vs Opp.                     | Year |
|----|-----|------------------------------------|------|
| T1 | 7   | Steve Burks vs Abilene Christian   | 1973 |
| T1 | 7   | Clifton Keller vs Central Arkansas | 1917 |
| T3 | 5   | Michael Gordon at Idaho            | 2014 |
| T3 | 5   | Corey Walker vs Louisiana Tech     | 1996 |

### MOST POINTS BY KICKING

| Rk  | No. | Player vs Opp.                      | Year |
|-----|-----|-------------------------------------|------|
| 1   | 23  | Brian Davis vs Central Arkansas     | 2011 |
| 2   | 20  | Brian Davis at Louisiana            | 2012 |
| 3   | 19  | Scott Roper at North Texas          | 1986 |
| 4   | 17  | Josh Arauco vs Texas Southern       | 2008 |
| 5   | 16  | J.D. Houston at Appalachian State   | 2015 |
| 6   | 15  | Sawyer Williams vs Coastal Carolina | 2017 |
| T7  | 14  | Blake Grupe vs Memphis              | 2021 |
| T7  | 14  | Scott Roper vs ULM                  | 1986 |
| T7  | 14  | Scott McDonald at Central Michigan  | 1981 |
| T10 | 13  | Blake Grupe at UNLV                 | 2019 |
| T10 | 13  | Luke Ferguson vs Montana State      | 2014 |
| T10 | 13  | Brian Davis at Missouri             | 2013 |
| T10 | 13  | Josh Arauco vs ULM                  | 2008 |
| T10 | 13  | Scott Roper vs Louisiana Tech       | 1987 |

### MOST FIELD GOALS ATTEMPTED

| Rk | No. | Player vs Opp.                  | Year |
|----|-----|---------------------------------|------|
| 1  | 6   | Brian Davis vs Central Arkansas | 2011 |
| T2 | 5   | Blake Grupe vs Texas State      | 2021 |
| T2 | 5   | Brian Davis at Louisiana        | 2012 |
| T2 | 5   | Andy McPherson at Minnesota     | 1998 |
| T2 | 5   | Scott Roper at North Texas      | 1986 |
| T2 | 5   | Scott Roper vs ULM              | 1986 |

### MOST FIELD GOALS MADE

| Rk | No. | Player vs Opp.                     | Year |
|----|-----|------------------------------------|------|
| 1  | 6   | Brian Davis vs Central Arkansas    | 2011 |
| T2 | 5   | Brian Davis at Louisiana           | 2012 |
| T2 | 5   | Scott Roper at North Texas         | 1986 |
| T4 | 4   | Dominic Zvada at Ohio State        | 2022 |
| T4 | 4   | J.D. Houston at Appalachian State  | 2015 |
| T4 | 4   | Brian Davis at Missouri            | 2013 |
| T4 | 4   | Josh Arauco at Florida Atlantic    | 2009 |
| T4 | 4   | Josh Arauco at Texas A&M           | 2008 |
| T4 | 4   | Scott Roper vs ULM                 | 1986 |
| T4 | 4   | Scott McDonald at Central Michigan | 1981 |

### MOST EXTRA POINT ATTEMPTS

| Rk | No. | Player vs Opp.                    | Year |
|----|-----|-----------------------------------|------|
| T1 | 11  | Josh Arauco vs Texas Southern     | 2008 |
| T1 | 11  | Scott Roper vs Texas A&M-Commerce | 1987 |
| T3 | 10  | Logan Spry vs New Mexico State    | 2014 |
| T3 | 10  | Bobby Gentry vs Lamar             | 1970 |
| T3 | 10  | Don LaPlante at Southern Illinois | 1951 |

### MOST EXTRA POINTS MADE

| Rk | No. | Player vs Opp.                    | Year |
|----|-----|-----------------------------------|------|
| T1 | 11  | Josh Arauco vs Texas Southern     | 2008 |
| T1 | 11  | Scott Roper vs Texas A&M-Commerce | 1987 |
| T3 | 9   | Eric Neihouse vs FIU              | 2005 |
| T3 | 9   | Eric Neihouse vs UT Martin        | 2003 |
| T3 | 9   | Stuart Reid vs UT Martin          | 1984 |
| T3 | 9   | Bobby Gentry vs Lamar             | 1970 |

### LONGEST FIELD GOALS

| Rk  | No. | Player vs Opp.                     | Year |
|-----|-----|------------------------------------|------|
| T1  | 63  | Scott Roper vs North Texas         | 1987 |
| T1  | 63  | Joe Duren vs McNeese State         | 1974 |
| T3  | 56  | Dominic Zvada at Texas State       | 2022 |
| T3  | 56  | Bobby Zalud vs Memphis             | 2011 |
| T3  | 56  | Joe Duren vs McNeese State         | 1974 |
| 6   | 53  | Bobby Zalud vs Troy                | 2011 |
| 7   | 52  | Jim Tarle at Northern Illinois     | 1995 |
| T8  | 51  | Scott McDonald at Central Michigan | 1981 |
| T8  | 51  | Joe Duren vs Lamar                 | 1974 |
| T10 | 50  | Blake Grupe at Tulsa               | 2021 |
| T10 | 50  | Brian Davis at South Alabama       | 2013 |
| T10 | 50  | Eric Neihouse vs ULM               | 2005 |
| T10 | 50  | Scott Roper at North Texas         | 1986 |

### MOST FIELD GOALS 50+ YARDS

| Rk | No. | Player vs Opp.             | Year |
|----|-----|----------------------------|------|
| 1  | 2   | Joe Duren vs McNeese State | 1974 |

### YEAR-BY-YEAR SCORING LEADERS

| Year | Name           | TD | PAT | FG | PTS |
|------|----------------|----|-----|----|-----|
| 1950 | Richie Voit    | 7  | 0   | 0  | 42  |
| 1951 | Richie Voit    | 17 | 0   | 0  | 102 |
| 1952 | Richie Voit    | 17 | 0   | 0  | 102 |
| 1953 | Richie Voit    | 12 | 0   | 0  | 72  |
| 1954 | Bill Templeton | 4  | 6   | 0  | 30  |
| 1955 | Don Riggs      | 6  | 0   | 0  | 36  |
| 1955 | Howard Cissell | 6  | 0   | 0  | 36  |
| 1956 | Eddie Romeo    | 7  | 0   | 0  | 42  |
| 1957 | Don Riggs      | 4  | 4   | 0  | 28  |
| 1958 | Dill Caldwell  | 5  | 5   | 0  | 35  |
| 1959 | Alfred Bentley | 10 | 2   | 0  | 62  |
| 1960 | Bobby Hogue    | 3  | 4   | 0  | 22  |
| 1961 | Sammy Weir     | 3  | 4   | 0  | 22  |
| 1962 | Dick Martillo  | 7  | 0   | 0  | 42  |
| 1963 | Harold Wallin  | 4  | 0   | 0  | 24  |
| 1964 | Dan Summers    | 0  | 19  | 5  | 34  |
| 1965 | Eddie Rickus   | 5  | 0   | 0  | 30  |
| 1965 | Terry Gwin     | 5  | 0   | 0  | 30  |



# SCORING RECORDS

RECORDS

## YEAR-BY-YEAR SCORING LEADERS

| Year | Name             | TD | PAT | FG | PTS |
|------|------------------|----|-----|----|-----|
| 1966 | Steve Gankiewicz | 13 | 0   | 0  | 78  |
| 1967 | Steve Gankiewicz | 9  | 0   | 0  | 54  |
| 1968 | Frank McGuigan   | 15 | 2   | 0  | 92  |
| 1969 | Calvin Harrell   | 9  | 0   | 0  | 54  |
|      | James Hamilton   | 9  | 0   | 0  | 54  |
| 1970 | Calvin Harrell   | 13 | 0   | 0  | 78  |
| 1971 | Joe Duren        | 0  | 17  | 7  | 38  |
| 1972 | Greg Hill        | 7  | 0   | 0  | 42  |
| 1973 | Steve Burks      | 18 | 2   | 0  | 110 |
| 1974 | Stan Winfrey     | 11 | 0   | 0  | 66  |
| 1975 | David Hines      | 17 | 0   | 0  | 102 |
| 1976 | Leroy Harris     | 13 | 2   | 0  | 80  |
| 1977 | Kennon Taylor    | 7  | 0   | 0  | 42  |
| 1978 | Doug Dobbs       | 0  | 10  | 17 | 61  |
| 1979 | Doug Dobbs       | 0  | 18  | 9  | 45  |
| 1980 | Jerry Mack       | 4  | 0   | 0  | 24  |
| 1981 | Scott McDonald   | 0  | 17  | 12 | 53  |
| 1982 | Waddell Kelly    | 9  | 0   | 0  | 54  |
| 1983 | Tim Langford     | 9  | 0   | 0  | 54  |
| 1984 | Rickey Jemison   | 11 | 0   | 0  | 66  |
| 1985 | Dwane Brown      | 10 | 0   | 0  | 60  |
| 1986 | Scott Roper      | 0  | 33  | 21 | 96  |
| 1987 | Scott Roper      | 0  | 41  | 11 | 74  |
| 1988 | Earl Easley      | 11 | 0   | 0  | 66  |
| 1989 | Ryan Jose        | 0  | 31  | 6  | 49  |
| 1990 | Ryan Jose        | 0  | 20  | 6  | 38  |
| 1991 | Roy Johnson      | 12 | 0   | 0  | 72  |
| 1992 | Jerrold Seymore  | 5  | 0   | 0  | 30  |
| 1993 | Jeff Caldwell    | 0  | 8   | 14 | 50  |
| 1994 | Jeff Caldwell    | 0  | 9   | 9  | 36  |
| 1995 | Corey Walker     | 14 | 0   | 0  | 86  |
| 1996 | Corey Walker     | 12 | 0   | 0  | 72  |
| 1997 | Lamont Zachery   | 8  | 0   | 0  | 48  |
| 1998 | Lamont Zachery   | 11 | 0   | 0  | 66  |
| 1999 | Nick Gatto       | 0  | 30  | 8  | 54  |
| 2000 | Nick Gatto       | 0  | 24  | 9  | 51  |
| 2001 | Alvin Powell     | 6  | 0   | 0  | 36  |
| 2002 | Danny Smith      | 14 | 0   | 0  | 84  |
| 2003 | Shermar Bracey   | 8  | 0   | 0  | 48  |
| 2004 | Eric Neihouse    | 0  | 26  | 11 | 59  |
| 2005 | Eric Neihouse    | 0  | 35  | 12 | 74  |
| 2006 | Josh Arauco      | 0  | 16  | 12 | 52  |
| 2007 | Josh Arauco      | 0  | 34  | 15 | 79  |
| 2008 | Josh Arauco      | 0  | 37  | 17 | 88  |
| 2009 | Reggie Arnold    | 12 | 0   | 0  | 72  |
| 2010 | Ryan Aplin       | 11 | 0   | 0  | 66  |
| 2011 | Brian Davis      | 0  | 44  | 18 | 98  |
| 2012 | Brian Davis      | 0  | 53  | 17 | 104 |
|      | David Oku        | 17 | 2   | 0  | 104 |
| 2013 | Brian Davis      | 0  | 46  | 15 | 91  |
| 2014 | Michael Gordon   | 14 | 0   | 0  | 84  |
| 2015 | Johnston White   | 14 | 0   | 0  | 84  |
| 2016 | J.D. Houston     | 0  | 36  | 12 | 72  |
| 2017 | Sawyer Williams  | 0  | 48  | 16 | 96  |
| 2018 | Blake Grupe      | 0  | 35  | 14 | 77  |
| 2019 | Blake Grupe      | 0  | 53  | 19 | 110 |
| 2020 | Blake Grupe      | 0  | 43  | 11 | 76  |
| 2021 | Blake Grupe      | 0  | 20  | 31 | 91  |
| 2022 | Dominic Zvada    | 0  | 17  | 30 | 81  |

## INDIVIDUAL SINGLE SEASON

### MOST POINTS SCORED

| Rk | No. | Player       | Year |
|----|-----|--------------|------|
| 1  | 126 | Richie Voit  | 1951 |
| T2 | 110 | Blake Grupe  | 2019 |
| T2 | 110 | Steve Burks  | 1973 |
| T4 | 104 | Brian Davis  | 2012 |
| T4 | 104 | David Oku    | 2012 |
| T6 | 102 | Omar Bayless | 2019 |
| T6 | 102 | David Hines  | 1975 |
| T6 | 102 | Richie Voit  | 1952 |

### MOST TOUCHDOWNS SCORED

| Rk | No. | Player         | Year |
|----|-----|----------------|------|
| 1  | 21  | Richie Voit    | 1951 |
| 2  | 18  | Steve Burks    | 1973 |
| T3 | 17  | Omar Bayless   | 2019 |
| T3 | 17  | David Oku      | 2012 |
| T3 | 17  | David Hines    | 1975 |
| T3 | 17  | Richie Voit    | 1952 |
| 7  | 15  | Frank McGuigan | 1968 |

### MOST POINTS BY KICKING

| Rk  | No. | Player                         | Year |
|-----|-----|--------------------------------|------|
| 1   | 110 | Blake Grupe (19 FG/53 PAT)     | 2019 |
| 2   | 104 | Brian Davis (17 FG/53 PAT)     | 2012 |
| 3   | 98  | Brian Davis (18 FG/44 PAT)     | 2011 |
| T4  | 96  | Sawyer Williams (16 FG/48 PAT) | 2017 |
| T4  | 96  | Scott Roper (21 FG/33 PAT)     | 1986 |
| T6  | 91  | Blake Grupe (20 FG/31 PAT)     | 2021 |
| T6  | 91  | Brian Davis (15 FG/46 PAT)     | 2013 |
| 8   | 88  | Josh Arauco (17 FG/37 PAT)     | 2008 |
| 9   | 81  | Dominic Zvada (17 FG / 30 PAT) | 2022 |
| T10 | 79  | J.D. Houston (12 FG/43 PAT)    | 2015 |
| T10 | 79  | Josh Arauco (15 FG/34 PAT)     | 2007 |

### MOST FIELD GOAL ATTEMPTS

| Rk | No. | Player          | Year |
|----|-----|-----------------|------|
| 1  | 28  | Scott Roper     | 1986 |
| 2  | 25  | Blake Grupe     | 2021 |
| T3 | 23  | Brian Davis     | 2011 |
| T3 | 23  | Josh Arauco     | 2007 |
| T5 | 22  | Blake Grupe     | 2019 |
| T5 | 22  | Sawyer Williams | 2017 |
| T5 | 22  | Eric Neihouse   | 2002 |
| T5 | 22  | Eric Neihouse   | 2005 |
| T5 | 22  | Doug Dobbs      | 1978 |





## MOST FIELD GOALS MADE

| Rk  | No. | Player          | Year |
|-----|-----|-----------------|------|
| 1   | 21  | Scott Roper     | 1986 |
| 2   | 20  | Blake Grupe     | 2021 |
| 3   | 19  | Blake Grupe     | 2019 |
| 4   | 18  | Brian Davis     | 2011 |
| T5  | 17  | Dominic Zvada   | 2022 |
| T5  | 17  | Brian Davis     | 2012 |
| T5  | 17  | Josh Arauco     | 2008 |
| T5  | 17  | Doug Dobbs      | 1978 |
| 9   | 16  | Sawyer Williams | 2017 |
| T10 | 15  | Brian Davis     | 2013 |
| T10 | 15  | Josh Arauco     | 2007 |

## MOST EXTRA POINT ATTEMPTS

| Rk | No. | Player          | Year |
|----|-----|-----------------|------|
| 1  | 56  | Brian Davis     | 2012 |
| T2 | 54  | Blake Grupe     | 2019 |
| T2 | 54  | Don LaPlante    | 1951 |
| 4  | 53  | Sawyer Williams | 2017 |
| T5 | 47  | Brian Davis     | 2013 |
| T5 | 47  | Brian Davis     | 2011 |
| 7  | 45  | J.D. Houston    | 2015 |
| 8  | 43  | Scott Roper     | 1987 |
| 9  | 42  | Luke Ferguson   | 2014 |
| 10 | 41  | J.D. Houston    | 2016 |

## MOST EXTRA POINTS MADE

| Rk | No. | Player          | Year |
|----|-----|-----------------|------|
| T1 | 53  | Blake Grupe     | 2019 |
| T1 | 53  | Brian Davis     | 2012 |
| 3  | 48  | Sawyer Williams | 2017 |
| 4  | 46  | Brian Davis     | 2013 |
| 5  | 44  | Brian Davis     | 2011 |
| T6 | 43  | Blake Grupe     | 2020 |
| T6 | 43  | J.D. Houston    | 2015 |
| T6 | 43  | Don LaPlante    | 1951 |
| 9  | 41  | Scott Roper     | 1987 |
| 10 | 37  | Josh Arauco     | 2008 |

## MOST FG MADE 50+ YARDS

| Rk | No. | Player    | Year |
|----|-----|-----------|------|
| 1  | 3   | Joe Duren | 1974 |



Brian Davis (2010-13)

## CAREER

### MOST POINTS SCORED

| Rk | No. | Player         | Years   |
|----|-----|----------------|---------|
| 1  | 354 | Blake Grupe    | 2018-21 |
| 2  | 342 | Richie Voit    | 1950-53 |
| 3  | 326 | Brian Davis    | 2010-13 |
| 4  | 288 | Josh Arauco    | 2006-09 |
| 5  | 234 | Eric Neihouse  | 2002-05 |
| 6  | 216 | Michael Gordon | 2012-15 |
| 7  | 210 | Reggie Arnold  | 2006-09 |
| 8  | 198 | Dwane Brown    | 1984-87 |
| 9  | 195 | Jeff Caldwell  | 1993-96 |
| 10 | 192 | Ryan Aplin     | 2009-12 |

### MOST TOUCHDOWNS SCORED

| Rk | No. | Player         | Years   |
|----|-----|----------------|---------|
| 1  | 57  | Richie Voit    | 1950-53 |
| 2  | 36  | Michael Gordon | 2012-15 |
| 3  | 35  | Reggie Arnold  | 2006-09 |
| 4  | 33  | Dwane Brown    | 1984-87 |
| 5  | 32  | Ryan Aplin     | 2009-12 |
| 6  | 31  | Lamont Zachery | 1996-99 |
| 7  | 30  | Steve Burks    | 1971-74 |
| 8  | 29  | Johnston White | 2014-17 |
| 9  | 28  | Corey Walker   | 1993-96 |
| 10 | 27  | Warren Wand    | 2015-18 |



# SCORING RECORDS

RECORDS

## MOST POINTS BY KICKING

| Rk | No. | Player        | Years   |
|----|-----|---------------|---------|
| 1  | 354 | Blake Grupe   | 2018-21 |
| 2  | 326 | Brian Davis   | 2010-13 |
| 3  | 288 | Josh Arauco   | 2006-09 |
| 4  | 234 | Eric Neihouse | 2002-05 |
| 5  | 195 | Jeff Caldwell | 1993-96 |
| 6  | 178 | Doug Dobbs    | 1976-79 |
| 7  | 170 | Scott Roper   | 1986-87 |
| 8  | 165 | Joe Duren     | 1971-74 |
| 9  | 151 | J.D. Houston  | 2015-16 |
| 10 | 126 | Ryan Jose     | 1989-92 |

## MOST FIELD GOALS ATTEMPTED

| Rk | No. | Player        | Years   |
|----|-----|---------------|---------|
| 1  | 86  | Blake Grupe   | 2018-21 |
| 2  | 76  | Josh Arauco   | 2006-09 |
| 3  | 70  | Brian Davis   | 2010-13 |
| 4  | 67  | Eric Neihouse | 2002-05 |
| 5  | 65  | Joe Duren     | 1971-74 |
| 6  | 57  | Jeff Caldwell | 1993-96 |
| 7  | 53  | Doug Dobbs    | 1976-79 |
| 8  | 49  | Scott Roper   | 1986-87 |

## MOST FIELD GOALS MADE

| Rk | No. | Player        | Years   |
|----|-----|---------------|---------|
| 1  | 64  | Blake Grupe   | 2018-21 |
| 2  | 58  | Josh Arauco   | 2006-09 |
| 3  | 56  | Brian Davis   | 2010-13 |
| 4  | 40  | Jeff Caldwell | 1993-96 |
| 5  | 37  | Eric Neihouse | 2002-05 |
| 6  | 35  | Doug Dobbs    | 1976-79 |
| 7  | 32  | Scott Roper   | 1986-87 |
| 8  | 28  | Jeff Caldwell | 1993-95 |
| 9  | 27  | Joe Duren     | 1971-74 |

## MOST CONSECUTIVE FIELD GOALS MADE

| Rk  | No. | Player         | Year(s) |
|-----|-----|----------------|---------|
| 1   | 15  | Josh Arauco    | 2008    |
| T2  | 13  | Dominic Zvada  | 2022    |
| T2  | 13  | Brian Davis    | 2012-13 |
| 4   | 11  | Blake Grupe    | 2019    |
| T5  | 10  | Josh Arauco    | 2006    |
| T5  | 10  | Jeff Caldwell  | 1993    |
| T5  | 10  | Scott Roper    | 1986    |
| 8   | 9   | J.D. Houston   | 2015    |
| 9   | 8   | Josh Arauco    | 2007    |
| T10 | 7   | Brian Davis    | 2012    |
| T10 | 7   | Scott McDonald | 1981    |
| T10 | 7   | Doug Dobbs     | 1978    |

## MOST EXTRA POINT ATTEMPTS

| Rk | No. | Player        | Years   |
|----|-----|---------------|---------|
| 1  | 168 | Blake Grupe   | 2018-21 |
| 2  | 167 | Brian Davis   | 2010-13 |
| 3  | 125 | Eric Neihouse | 2002-05 |
| 4  | 123 | Don LaPlante  | 1950-52 |
| 5  | 122 | Josh Arauco   | 2006-09 |
| 6  | 90  | Joe Duren     | 1971-74 |
| 7  | 86  | J.D. Houston  | 2015-16 |
| 8  | 80  | Doug Dobbs    | 1976-79 |
| 9  | 79  | Ryan Jose     | 1989-91 |
| 10 | 78  | Jeff Caldwell | 1993-96 |

## MOST EXTRA POINTS MADE

| Rk | No. | Player        | Years   |
|----|-----|---------------|---------|
| 1  | 162 | Blake Grupe   | 2018-21 |
| 2  | 158 | Brian Davis   | 2010-13 |
| 3  | 123 | Eric Neihouse | 2002-05 |
| 4  | 114 | Josh Arauco   | 2006-09 |
| 5  | 96  | Don LaPlante  | 1950-52 |
| 6  | 84  | Joe Duren     | 1971-74 |
| 7  | 79  | J.D. Houston  | 2015-16 |
| 8  | 75  | Jeff Caldwell | 1993-96 |
| 9  | 74  | Scott Roper   | 1986-87 |
| 10 | 73  | Doug Dobbs    | 1976-79 |

## MOST CONSECUTIVE EXTRA POINTS MADE

| Rk | No. | Player        | Year(s) |
|----|-----|---------------|---------|
| 1  | 78  | Eric Neihouse | 2003-05 |
| 2  | 74  | Josh Arrauco  | 2006-08 |
| 3  | 46  | Scott Roper   | 1986-87 |
| 4  | 43  | Brian Davis   | 2013    |
| 5  | 33  | Joe Duren     | 1973-74 |
| 6  | 32  | Jeff Caldwell | 1996    |
| 7  | 30  | Jeff Caldwell | 1993-95 |
| T8 | 28  | Blake Grupe   | 2020    |
| T8 | 28  | Brian Davis   | 2011-12 |
| 10 | 27  | Nick Gatto    | 1999    |

## MOST FG MADE 50+ YARDS

| Rk | No. | Player         | Years   |
|----|-----|----------------|---------|
| 1  | 3   | Joe Duren      | 1971-74 |
| T2 | 2   | Bobby Zalud    | 2010-11 |
| T2 | 2   | Scott Roper    | 1986-87 |
| T4 | 1   | Dominic Zvada  | 2022    |
| T4 | 1   | Blake Grupe    | 2018-21 |
| T4 | 1   | Brian Davis    | 2010-13 |
| T4 | 1   | Eric Neihouse  | 2002-05 |
| T4 | 1   | Scott McDonald | 1981-83 |
| T4 | 1   | Jim Tarle      | 1994-95 |



## TEAM SINGLE GAME

### MOST POINTS SCORED

| Rk | No. | Opponent           | Year |
|----|-----|--------------------|------|
| 1  | 101 | Central Arkansas   | 1917 |
| 2  | 83  | Texas Southern     | 2008 |
| 3  | 77  | Texas A&M-Commerce | 1987 |
| 4  | 72  | UT Martin          | 1984 |
| 5  | 70  | Missouri State     | 2015 |
| T6 | 69  | Lamar              | 1970 |
| T6 | 69  | Lyon College       | 1913 |

### MOST TOUCHDOWNS

| Rk | No. | Opponent                 | Year |
|----|-----|--------------------------|------|
| T1 | 11  | Texas Southern           | 2008 |
| T1 | 11  | Texas A&M-Commerce       | 1987 |
| T3 | 10  | Missouri State           | 2015 |
| T3 | 10  | New Mexico State         | 2014 |
| T3 | 10  | UT Martin                | 1984 |
| T3 | 10  | Lamar                    | 1970 |
| T7 | 9   | at ULM                   | 2017 |
| T7 | 9   | Arkansas-Pine Bluff      | 2013 |
| T7 | 9   | Mississippi Valley State | 2009 |
| T7 | 9   | FIU                      | 2005 |

### MOST EXTRA POINT ATTEMPTS

| Rk | No. | Opponent             | Year |
|----|-----|----------------------|------|
| T1 | 11  | Texas Southern       | 2008 |
| T1 | 11  | Texas A&M-Commerce   | 1987 |
| T3 | 10  | Missouri State       | 2015 |
| T3 | 10  | New Mexico State     | 2014 |
| T3 | 10  | Lamar                | 1970 |
| T3 | 10  | UT Martin            | 1984 |
| T3 | 10  | at Southern Illinois | 1951 |

### MOST EXTRA POINTS MADE

| Rk | No. | Opponent           | Year |
|----|-----|--------------------|------|
| T1 | 11  | Texas Southern     | 2008 |
| T1 | 11  | Texas A&M-Commerce | 1987 |
| 3  | 10  | Missouri State     | 2015 |
| T4 | 9   | FIU                | 2005 |
| T4 | 9   | UT Martin          | 1984 |
| T4 | 9   | Lamar              | 1970 |

### MOST FIELD GOAL ATTEMPTS

| Rk | No. | Opponent            | Year |
|----|-----|---------------------|------|
| 1  | 6   | Central Arkansas    | 2011 |
| T2 | 5   | Texas State         | 2021 |
| T2 | 5   | at Louisiana        | 2012 |
| T2 | 5   | at Western Kentucky | 2011 |
| T2 | 5   | at Minnesota        | 1998 |
| T2 | 5   | Southern Illinois   | 1994 |
| T2 | 5   | at North Texas      | 1986 |
| T2 | 5   | ULM                 | 1986 |
| T2 | 5   | at ULM              | 1972 |

### MOST FIELD GOALS MADE

| Rk | No. | Opponent             | Year |
|----|-----|----------------------|------|
| 1  | 6   | Central Arkansas     | 2011 |
| T2 | 5   | at Louisiana         | 2012 |
| T2 | 5   | at North Texas       | 1986 |
| T4 | 4   | at Ohio State        | 2022 |
| T4 | 4   | at Appalachian State | 2015 |
| T4 | 4   | at Missouri          | 2013 |
| T4 | 4   | at Florida Atlantic  | 2009 |
| T4 | 4   | at Texas A&M         | 2008 |
| T4 | 4   | ULM                  | 1986 |
| T4 | 4   | at Central Michigan  | 1981 |

## TEAM SINGLE SEASON

### MOST POINTS SCORED

| Rk | No. | Year |
|----|-----|------|
| 1  | 520 | 2015 |
| 2  | 477 | 2014 |
| 3  | 456 | 1951 |
| T4 | 454 | 2017 |
| T4 | 454 | 2012 |
| 6  | 452 | 1986 |
| 7  | 438 | 2019 |
| 8  | 422 | 2011 |
| 9  | 395 | 1987 |
| 10 | 394 | 2018 |

### MOST TOUCHDOWNS

| Rk  | No. | Year |
|-----|-----|------|
| 1   | 69  | 2015 |
| 2   | 65  | 2014 |
| 3   | 59  | 2017 |
| 4   | 58  | 2012 |
| 5   | 57  | 1951 |
| 6   | 54  | 2019 |
| T7  | 50  | 2018 |
| T7  | 50  | 1975 |
| 9   | 49  | 1952 |
| T10 | 47  | 2020 |
| T10 | 47  | 2010 |

### MOST EXTRA POINT ATTEMPTS

| Rk  | No. | Year |
|-----|-----|------|
| 1   | 66  | 2015 |
| 2   | 60  | 2014 |
| 3   | 57  | 1951 |
| 4   | 56  | 2012 |
| T5  | 54  | 2019 |
| T5  | 54  | 2017 |
| 7   | 49  | 1952 |
| T8  | 47  | 2013 |
| T8  | 47  | 2011 |
| T10 | 46  | 2018 |
| T10 | 46  | 2010 |



# SCORING RECORDS

RECORDS

## MOST EXTRA POINTS MADE

| Rk  | No. | Year |
|-----|-----|------|
| 1   | 63  | 2015 |
| T2  | 53  | 2019 |
| T2  | 53  | 2012 |
| 4   | 52  | 2014 |
| 5   | 48  | 2017 |
| 6   | 46  | 2013 |
| T7  | 44  | 2011 |
| T7  | 44  | 1951 |
| 9   | 43  | 2020 |
| T10 | 42  | 2018 |
| T10 | 42  | 2010 |

## MOST FIELD GOAL ATTEMPTS

| Rk | No. | Year |
|----|-----|------|
| 1  | 34  | 2011 |
| 2  | 28  | 1986 |
| 3  | 25  | 2021 |
| 4  | 24  | 2007 |
| 5  | 23  | 2018 |
| T6 | 22  | 2019 |
| T6 | 22  | 2017 |
| T6 | 22  | 2005 |
| T6 | 22  | 1981 |
| T6 | 22  | 1978 |

## MOST FIELD GOALS MADE

| Rk  | No. | Year |
|-----|-----|------|
| 1   | 24  | 2011 |
| 2   | 22  | 2019 |
| 3   | 21  | 1986 |
| 4   | 20  | 2021 |
| T5  | 17  | 2022 |
| T5  | 17  | 2012 |
| T5  | 17  | 2008 |
| T5  | 17  | 1978 |
| 9   | 16  | 2017 |
| T10 | 15  | 2013 |
| T10 | 15  | 2009 |
| T10 | 15  | 2007 |



## INDIVIDUAL SINGLE GAME

### MOST PUNTS

| Rk | No. | Player vs Opp.                   | Year |
|----|-----|----------------------------------|------|
| 1  | 20  | Willard Tilley at Memphis        | 1939 |
| 2  | 14  | Kevin McClelland at UT Arlington | 1968 |
| 3  | 13  | Bruce Gartman at Southern Miss   | 1980 |
| T4 | 12  | Damon Foncham vs UCF             | 2016 |
| T4 | 12  | Scot Simons vs UAB               | 1997 |

### MOST YARDS

| Rk | No. | Player vs Opp.                    | Year |
|----|-----|-----------------------------------|------|
| 1  | 736 | Willard Tilley at Memphis         | 1939 |
| 2  | 601 | Bruce Gartman at Southern Miss    | 1980 |
| 3  | 498 | Kevin McClelland at UT Arlington  | 1968 |
| 4  | 486 | Kyle Richardson at Louisiana Tech | 1993 |
| 5  | 475 | Ryan Smith at LSU                 | 1998 |
| 6  | 469 | Luke Ferguson at ULM              | 2015 |
| 7  | 464 | Damon Foncham vs UCF              | 2016 |
| 8  | 462 | Kyle Richardson vs ULM            | 1993 |
| 9  | 457 | Scot Simons vs UAB                | 1997 |
| 10 | 453 | Kyle Richardson at Louisiana Tech | 1995 |

### HIGHEST AVERAGE (MIN 3 PUNTS)

| Rk | No.  | Player vs Opp.                       | Year |
|----|------|--------------------------------------|------|
| 1  | 58.0 | Stephen Hogan vs Appalachian State   | 2014 |
| 2  | 57.5 | Bruce Gartman at UT Arlington        | 1981 |
| 3  | 54.0 | Joe Slayton vs Louisiana             | 1979 |
| 4  | 53.0 | William Prystup at Southern Miss     | 2022 |
| 5  | 52.5 | Dick Martillo vs Mississippi College | 1962 |
| 6  | 52.0 | Ryan Hanson vs Central Arkansas      | 2020 |
| 7  | 51.6 | Ryan Hanson at Ohio State            | 2022 |
| 8  | 50.8 | Cody Grace at South Alabama          | 2019 |
| T9 | 50.7 | Dean Gericke vs Western Kentucky     | 2010 |
| T9 | 50.7 | Dan Mullen vs Southern Illinois      | 1975 |

### LONGEST PUNTS

| Rk | No. | Player vs Opp.                     | Year |
|----|-----|------------------------------------|------|
| 1  | 82  | John Ed James at Southern Illinois | 1936 |
| 2  | 80  | Joe Slayton vs Lamar               | 1979 |
| T3 | 79  | Bobby Reid at Troy                 | 1951 |
| T3 | 79  | Joe Slayton at Wyoming             | 1979 |
| T5 | 75  | Cody Grace vs Louisiana            | 2019 |
| T5 | 75  | Kyle Richardson vs Louisiana       | 1994 |
| T5 | 75  | Kyle Richardson at UNLV            | 1995 |



Joe Slayton (1976-79)

## INDIVIDUAL SINGLE SEASON

### MOST PUNTS

| Rk  | No. | Player           | Year |
|-----|-----|------------------|------|
| 1   | 85  | Bruce Gartman    | 1980 |
| 2   | 82  | Kyle Richardson  | 1993 |
| 3   | 81  | Kevin McClelland | 1968 |
| 4   | 78  | Jarod Little     | 2003 |
| 5   | 77  | Damon Foncham    | 2016 |
| 6   | 74  | Ryan Smith       | 1998 |
| 7   | 72  | Luke Ferguson    | 2015 |
| 8   | 70  | Bruce Gartman    | 1982 |
| 9   | 69  | Kyle Richardson  | 1994 |
| T10 | 68  | Ryan Hanson      | 2021 |
| T10 | 68  | Mike Alexander   | 2001 |

### MOST YARDS

| Rk | No.  | Player           | Year |
|----|------|------------------|------|
| 1  | 3530 | Bruce Gartman    | 1980 |
| 2  | 3285 | Kyle Richardson  | 1993 |
| 3  | 3097 | Ryan Smith       | 1998 |
| 4  | 3085 | Jarod Little     | 2003 |
| 5  | 3075 | Luke Ferguson    | 2015 |
| 6  | 3026 | Damon Foncham    | 2016 |
| 7  | 2995 | Ryan Hanson      | 2021 |
| 8  | 2907 | Kyle Richardson  | 1994 |
| 9  | 2875 | Kevin McClelland | 1968 |
| 10 | 2874 | Cody Grace       | 2019 |

### HIGHEST AVERAGE (MIN 20 PUNTS)

| Rk | No.  | Player           | Year |
|----|------|------------------|------|
| 1  | 44.4 | Ryan Smith       | 1999 |
| 2  | 44.2 | Cody Grace       | 2019 |
| 3  | 44.0 | Ryan Hanson      | 2021 |
| 4  | 43.8 | Luke Ferguson    | 2013 |
| 5  | 43.7 | Ryan Hanson      | 2022 |
| 6  | 43.5 | William Przystup | 2022 |
| 7  | 42.8 | Dan Mullen       | 1978 |
| 8  | 42.7 | Luke Ferguson    | 2015 |
| 9  | 42.3 | Ryan Wilbourn    | 2009 |
| 10 | 42.1 | Kyle Richardson  | 1994 |



# PUNTING RECORDS

RECORDS

## CAREER

### MOST PUNTS

| Rk | No. | Player           | Years   |
|----|-----|------------------|---------|
| 1  | 274 | Kyle Richardson  | 1992-95 |
| 2  | 251 | Kevin McClelland | 1966-69 |
| 3  | 239 | Joe Slayton      | 1969-79 |
| 4  | 210 | Bruce Gartman    | 1980-82 |
| 5  | 178 | Cody Grace       | 2017-19 |
| 6  | 175 | Stacy Gore       | 1983-85 |

### MOST YARDS

| Rk | No.    | Player           | Years   |
|----|--------|------------------|---------|
| 1  | 10,917 | Kyle Richardson  | 1992-95 |
| 2  | 9269   | Joe Slayton      | 1976-79 |
| 3  | 9054   | Kevin McClelland | 1966-69 |
| 4  | 8655   | Bruce Gartman    | 1980-82 |
| 5  | 7487   | Cody Grace       | 2017-19 |
| 6  | 6894   | Stacy Gore       | 1983-85 |

### HIGHEST AVERAGE (MIN 40 PUNTS)

| Rk  | No.  | Player          | Years     |
|-----|------|-----------------|-----------|
| 1   | 43.1 | Ryan Hanson     | 2020-cur. |
| 2   | 42.8 | Ryan Smith      | 1998-99   |
| 3   | 42.4 | Luke Ferguson   | 2012-15   |
| 4   | 42.1 | Cody Grace      | 2017-19   |
| 5   | 41.5 | Dan Mullen      | 1972-75   |
| 6   | 41.2 | Bruce Gartman   | 1980-82   |
| 7   | 40.3 | Ryan Wilbourn   | 2009-12   |
| 8   | 40.0 | Jarod Little    | 2003-05   |
| 9   | 39.8 | Kyle Richardson | 1992-95   |
| T10 | 39.5 | Neely Sullivent | 2009-12   |
| T10 | 39.5 | Steve Sampson   | 1986-87   |

## TEAM SINGLE GAME

### MOST PUNTS

| Rk | No. | Opponent         | Year |
|----|-----|------------------|------|
| 1  | 20  | at Memphis       | 1939 |
| 2  | 14  | at UT Arlington  | 1968 |
| 3  | 13  | at Southern Miss | 1980 |
| T4 | 12  | UCF              | 2016 |
| T4 | 12  | Idaho            | 1998 |
| T4 | 12  | at LSU           | 1998 |
| T4 | 12  | at Florida       | 1993 |

### MOST YARDS

| Rk | No. | Opponent         | Year |
|----|-----|------------------|------|
| 1  | 736 | at Memphis       | 1939 |
| 2  | 601 | at Southern Miss | 1980 |
| 3  | 511 | at LSU           | 1998 |
| 4  | 498 | at UT Arlington  | 1968 |
| 5  | 473 | Idaho            | 1998 |
| 6  | 469 | at ULM           | 2015 |
| 7  | 468 | at Virginia Tech | 1994 |
| 8  | 464 | UCF              | 2016 |
| 9  | 416 | Louisiana Tech   | 1980 |

### HIGHEST AVERAGE (MIN 3 PUNTS)

| Rk | No.  | Opponent          | Year |
|----|------|-------------------|------|
| 1  | 57.5 | at UT Arlington   | 1981 |
| 2  | 54.0 | Louisiana         | 1979 |
| 3  | 53.0 | at Idaho          | 2014 |
| 4  | 52.0 | Central Arkansas  | 2020 |
| 5  | 51.6 | at Ohio State     | 2022 |
| 6  | 50.8 | at South Alabama  | 2019 |
| 7  | 50.7 | Southern Illinois | 1975 |
| 8  | 49.6 | at Memphis        | 1987 |
| T9 | 49.2 | at Texas State    | 2014 |
| T9 | 49.2 | Louisiana         | 1973 |

## TEAM SINGLE SEASON

### MOST PUNTS

| Rk | No. | Year |
|----|-----|------|
| 1  | 88  | 1993 |
| T2 | 87  | 1998 |
| T2 | 87  | 1980 |
| 4  | 83  | 1968 |
| 5  | 81  | 2016 |
| 6  | 79  | 2003 |
| 7  | 78  | 1978 |
| 8  | 73  | 1994 |
| 9  | 72  | 2015 |
| 10 | 71  | 1982 |

### MOST YARDS

| Rk | No.  | Year |
|----|------|------|
| 1  | 3576 | 1998 |
| 2  | 3559 | 1980 |
| 3  | 3439 | 1993 |
| 4  | 3373 | 2014 |
| 5  | 3165 | 2016 |
| 6  | 3085 | 2003 |
| 7  | 3075 | 2015 |
| 8  | 3033 | 1978 |
| 9  | 3019 | 2022 |
| 10 | 2995 | 2021 |

### HIGHEST AVERAGE

| Rk | No.  | Year |
|----|------|------|
| 1  | 44.2 | 2019 |
| 2  | 43.4 | 2021 |
| 3  | 43.1 | 2022 |
| 4  | 42.7 | 2015 |
| 5  | 42.3 | 2009 |
| 6  | 41.6 | 2014 |
| 7  | 41.5 | 1975 |
| 8  | 41.4 | 2004 |
| 9  | 41.3 | 1995 |



# PUNT RETURN RECORDS



## INDIVIDUAL SINGLE GAME

### MOST RETURNS

| Rk | No. | Player vs Opp.                       | Year |
|----|-----|--------------------------------------|------|
| 1  | 9   | Blaise Taylor at New Mexico State    | 2017 |
| 2  | 8   | Steve Hanschen vs Northwestern State | 1978 |
| T3 | 7   | James Johnson vs Troy                | 2005 |
| T3 | 7   | Terry Whiting vs Trinity             | 1970 |
| T3 | 7   | Terry Whiting vs Southeastern        | 1968 |
| T6 | 6   | Billy Bowers at Memphis              | 1983 |
| T6 | 6   | Steve Hanschen vs McNeese State      | 1978 |

### MOST YARDS RETURNED

| Rk | No. | Player vs Opp.                     | Year |
|----|-----|------------------------------------|------|
| 1  | 147 | Terry Whiting vs ULM               | 1971 |
| 2  | 130 | James Johnson vs UT Martin         | 2005 |
| 3  | 114 | Blaise Taylor at New Mexico State  | 2017 |
| 4  | 111 | Blaise Taylor at New Mexico State  | 2015 |
| 5  | 109 | Kevin Jones vs Memphis             | 2007 |
| 6  | 104 | Blaise Taylor vs Appalachian State | 2014 |
| 7  | 98  | Blaise Taylor at Georgia State     | 2016 |
| 8  | 94  | Steve Hanschen at Louisiana        | 1978 |
| T9 | 92  | Don Riggs vs Murray State          | 1955 |
| T9 | 92  | Howard Cissell vs Lewis College    | 1955 |

### HIGHEST AVERAGE (MIN 3 RETURNS)

| Rk | No.  | Player vs Opp.                           | Year |
|----|------|--|------|
| 1  | 34.7 | Blaise Taylor vs Appalachian State       | 2014 |
| 2  | 32.7 | Blaise Taylor at Georgia State           | 2016 |
| 3  | 29.4 | Terry Whiting vs ULM                     | 1971 |
| 4  | 28.3 | Kevin Jones vs Texas Southern            | 2008 |
| 5  | 27.8 | Blaise Taylor at New Mexico State        | 2015 |
| 6  | 26.0 | James Johnson vs UT Martin               | 2005 |
| 7  | 24.7 | Mike Cox vs UT Martin                    | 2003 |
| 8  | 24.3 | Keith Weaver vs Chattanooga              | 1982 |
| 9  | 22.3 | Brandon Thompkins vs FIU                 | 2007 |
| 10 | 20.3 | Dylan Walker vs Mississippi Valley State | 2009 |

## INDIVIDUAL SINGLE GAME

### MOST RETURNS

| Rk | No. | Player         | Year |
|----|-----|----------------|------|
| 1  | 51  | Steve Hanschen | 1978 |
| 2  | 36  | James Johnson  | 2005 |
| 3  | 30  | Chris Collier  | 1989 |
| T4 | 29  | Blaise Taylor  | 2016 |
| T4 | 29  | Blaise Taylor  | 2014 |
| 6  | 28  | Warren Wand    | 2018 |
| T7 | 27  | Blaise Taylor  | 2017 |
| T7 | 27  | Billy Bowers   | 1984 |
| T7 | 27  | Billy Bowers   | 1983 |
| 10 | 26  | Jerry McKenna  | 1977 |



Blaise Taylor (2014-17)

### MOST YARDS RETURNED

| Rk | No. | Player             | Year |
|----|-----|--------------------|------|
| 1  | 385 | James Johnson      | 2006 |
| 2  | 370 | Blaise Taylor      | 2017 |
| 3  | 322 | Blaise Taylor      | 2015 |
| 4  | 311 | Terry Whiting      | 1971 |
| 5  | 295 | Steve Hanschen     | 1978 |
| 6  | 247 | James Hickenbotham | 2002 |
| 7  | 234 | Blaise Taylor      | 2014 |
| 8  | 231 | Warren Wand        | 2018 |
| 9  | 227 | B.J. Edmonds       | 2019 |
| 10 | 225 | Blaise Taylor      | 2016 |

### HIGHEST AVERAGE (MIN 10 RETURNS)

| Rk | No.  | Player        | Year |
|----|------|---------------|------|
| 1  | 19.4 | Terry Whiting | 1971 |
| 2  | 14.8 | Terry Whiting | 1969 |
| 3  | 14.1 | Dick Ritzchey | 1965 |
| 4  | 13.7 | Blaise Taylor | 2017 |
| 5  | 13.4 | Blaise Taylor | 2015 |
| 6  | 12.3 | David Hines   | 1972 |

RECORDS



# PUNT RETURN RECORDS

RECORDS

## CAREER

### MOST RETURNS

| Rk | No. | Player          | Years   |
|----|-----|-----------------|---------|
| 1  | 109 | Blaise Taylor   | 2014-17 |
| 2  | 66  | Terry Whiting   | 1968-71 |
| 3  | 63  | Steve Hanschen  | 1976-79 |
| 4  | 58  | Chris Collier   | 1988-90 |
| T5 | 56  | Kevin Jones     | 2005-08 |
| T5 | 56  | Billy Bowers    | 1981-84 |
| 7  | 43  | James Johnson   | 2004-05 |
| T8 | 42  | Keith Weaver    | 1981-84 |
| T8 | 42  | Dick Ritchey    | 1964-67 |
| T8 | 42  | Reginald Murphy | 1993-96 |

### MOST YARDS RETURNED

| Rk | No.  | Player          | Years   |
|----|------|-----------------|---------|
| 1  | 1151 | Blaise Taylor   | 2014-17 |
| 2  | 748  | Terry Whiting   | 1968-71 |
| 3  | 478  | James Johnson   | 2004-05 |
| 4  | 470  | Kevin Jones     | 2005-08 |
| 5  | 444  | Dick Ritchey    | 1964-67 |
| 6  | 349  | Reginald Murphy | 1993-96 |
| 7  | 345  | Chris Collier   | 1988-90 |
| 8  | 328  | Steve Hanschen  | 1976-79 |

## TEAM SINGLE GAME

### MOST RETURNS

| Rk | No. | Opponent            | Year |
|----|-----|---------------------|------|
| 1  | 9   | at New Mexico State | 2017 |
| 2  | 8   | Chattanooga         | 1975 |
| T3 | 7   | Troy                | 2005 |
| T3 | 7   | Louisiana Tech      | 1983 |
| T3 | 7   | at Tulsa            | 1978 |
| T3 | 7   | Lamar               | 1974 |
| T3 | 7   | Trinity             | 1970 |
| T3 | 7   | Southeastern        | 1968 |

### MOST YARDS RETURNED

| Rk | No. | Opponent                 | Year |
|----|-----|--------------------------|------|
| 1  | 165 | ULM                      | 1971 |
| 2  | 127 | UT Martin                | 2005 |
| 3  | 114 | at New Mexico State      | 2017 |
| 4  | 111 | at New Mexico State      | 2015 |
| 5  | 110 | Indiana State            | 1973 |
| 6  | 109 | Memphis                  | 2007 |
| 7  | 108 | Texas Southern           | 2008 |
| 8  | 104 | Appalachian State        | 2014 |
| 9  | 104 | Mississippi Valley State | 2009 |
| 10 | 98  | at Georgia State         | 2016 |

## HIGHEST AVERAGE

| Rk | No.  | Opponent            | Year |
|----|------|---------------------|------|
| 1  | 34.7 | Appalachian State   | 2014 |
| 2  | 27.8 | at New Mexico State | 2015 |
| 3  | 27.5 | ULM                 | 1971 |
| 4  | 27.0 | Texas Southern      | 2008 |
| 5  | 24.7 | UT Martin           | 2003 |
| 6  | 24.5 | at Georgia State    | 2016 |
| 7  | 24.3 | Chattanooga         | 1982 |
| 8  | 22.0 | Indiana State       | 1973 |
| 9  | 21.2 | UT Martin           | 2005 |
| 10 | 19.3 | FIU                 | 2007 |

## TEAM SINGLE SEASON

### MOST RETURNS

| Rk | No. | Year |
|----|-----|------|
| 1  | 53  | 1978 |
| 2  | 50  | 1975 |
| 3  | 39  | 2005 |
| 4  | 37  | 2016 |
| 5  | 36  | 2015 |
| T6 | 35  | 2014 |
| T6 | 35  | 1983 |
| 8  | 34  | 1970 |
| T9 | 32  | 2018 |
| T9 | 32  | 1977 |

### MOST YARDS RETURNED

| Rk | No. | Year |
|----|-----|------|
| 1  | 437 | 1975 |
| 2  | 427 | 1971 |
| 3  | 413 | 2015 |
| 4  | 391 | 2005 |
| 5  | 370 | 2017 |
| 6  | 307 | 1973 |
| 7  | 305 | 1978 |
| 8  | 299 | 1965 |

## HIGHEST AVERAGE

| Rk | No.  | Year |
|----|------|------|
| 1  | 18.9 | 1961 |
| 2  | 15.2 | 1971 |
| 3  | 13.8 | 1962 |
| 4  | 13.7 | 2017 |
| 5  | 13.0 | 2007 |
| 6  | 12.9 | 1958 |
| 7  | 12.5 | 1969 |



## INDIVIDUAL SINGLE GAME

### MOST RETURNS

| Rk | No. | Player vs Opp.                 | Year |
|----|-----|--------------------------------|------|
| 1  | 9   | Alan Lamar vs App State        | 2021 |
| T2 | 8   | Brandon Thompkins at Tennessee | 2007 |
| T2 | 8   | Chris Collier at North Texas   | 1988 |
| T4 | 7   | J.D. McKissic at Toledo        | 2015 |
| T4 | 7   | Brandon Thompkins at ULM       | 2007 |
| T4 | 7   | Brandon Thompkins at FAU       | 2007 |
| T4 | 7   | Brandon Thompkins at Troy      | 2006 |
| T4 | 7   | Chris Easley at North Texas    | 2003 |
| T4 | 7   | Robert Kilow vs Boise State    | 2000 |

### MOST YARDS RETURNED

| Rk | No. | Player vs Opp.                   | Year |
|----|-----|----------------------------------|------|
| 1  | 232 | Alan Lamar at South Alabama      | 2021 |
| 2  | 211 | J.D. McKissic at Toledo          | 2015 |
| 3  | 194 | Brandon Thompkins at Tennessee   | 2007 |
| 4  | 185 | Alan Lamar vs Coastal Carolina   | 2021 |
| 5  | 184 | Brandon Thompkins at ULM         | 2007 |
| 6  | 178 | Alan Lamar at Tulsa              | 2021 |
| 7  | 176 | Lamont Zachery vs Louisiana      | 1997 |
| 8  | 174 | Blaise Taylor vs Louisiana Tech  | 2015 |
| 9  | 173 | Robert Kilow vs New Mexico State | 2000 |
| 10 | 171 | Alan Lamar vs App State          | 2021 |

### HIGHEST AVERAGE (MIN 3 RETURNS)

| Rk | No.  | Player vs Opp.                  | Year |
|----|------|---------------------------------|------|
| 1  | 48.7 | Johnnie Lang Jr. vs ULM         | 2022 |
| 2  | 47.3 | Kearney Balack vs Trinity       | 1970 |
| 3  | 46.4 | Alan Lamar at South Alabama     | 2021 |
| 4  | 43.5 | Blaise Taylor vs Louisiana Tech | 2015 |
| 5  | 43.0 | Darren Toney vs FIU             | 2007 |
| 6  | 40.3 | Robert Kilow at NC State        | 2000 |
| 7  | 39.5 | Rod Hall at Indiana             | 2010 |
| 8  | 35.7 | Corey Walker vs Louisiana Tech  | 1996 |
| 9  | 35.6 | Alan Lamar at Tulsa             | 2021 |
| 10 | 35.2 | Lamont Zachery vs Louisiana     | 1997 |

### LONGEST RETURN

| Rk | No. | Player vs Opp.                    | Year |
|----|-----|-----------------------------------|------|
| T1 | 100 | Alan Lamar at South Alabama       | 2021 |
| T1 | 100 | Manuel Vidal vs Southern Arkansas | 1953 |
| 3  | 99  | Michael Adams vs Lamar            | 1986 |
| T4 | 98  | Johnnie Lang Jr. vs ULM           | 2022 |
| T4 | 98  | Blaise Taylor vs Louisiana Tech   | 2015 |
| T4 | 98  | J.D. McKissic vs Idaho            | 2013 |
| T4 | 98  | James Hickenbotham vs North Texas | 2000 |
| 8  | 97  | Richie Woit at Troy               | 1951 |
| T9 | 95  | Willie Harris vs Illinois State   | 1973 |
| T9 | 95  | Kearney Blalack vs Trinity        | 1970 |

## INDIVIDUAL SINGLE SEASON

### MOST RETURNS

| Rk  | No. | Player            | Year |
|-----|-----|-------------------|------|
| 1   | 55  | Alan Lamar        | 2021 |
| 2   | 49  | Brandon Thompkins | 2007 |
| T3  | 37  | Johnnie Lang Jr.  | 2022 |
| T3  | 37  | Rod Hall          | 2010 |
| 5   | 35  | Brandon Thompkins | 2009 |
| T6  | 38  | Chris Easley      | 2003 |
| T6  | 28  | Chappell Mitchell | 1997 |
| T8  | 27  | Antonio Warren    | 2004 |
| T8  | 27  | Robert Kilow      | 2000 |
| T10 | 26  | Darren Toney      | 2004 |
| T10 | 26  | Chris Collier     | 1990 |

### MOST YARDS RETURNED

| Rk | No.  | Player            | Year |
|----|------|-------------------|------|
| 1  | 1333 | Alan Lamar        | 2021 |
| 2  | 1062 | Brandon Thompkins | 2007 |
| 3  | 886  | Johnnie Lang Jr.  | 2022 |
| 4  | 854  | Rod Hall          | 2010 |
| 5  | 790  | Brandon Thompkins | 2009 |
| 6  | 724  | Robert Kilow      | 2000 |
| 7  | 654  | J.D. McKissic     | 2015 |
| 8  | 629  | J.D. McKissic     | 2013 |
| 9  | 618  | Chappell Mitchell | 1997 |
| 10 | 593  | Chris Collier     | 1990 |

### HIGHEST AVERAGE (MIN 10 RETURNS)

| Rk | No.  | Player vs Opp.  | Year |
|----|------|-----------------|------|
| 1  | 30.8 | Andrew Tyron    | 2011 |
| 2  | 30.4 | Kearney Blalack | 1970 |
| 3  | 30.0 | J.D. McKissic   | 2013 |
| 4  | 27.7 | Kirk Merritt    | 2019 |
| 5  | 27.2 | J.D. McKissic   | 2015 |
| 6  | 27.1 | Dick Ritchey    | 1966 |
| 7  | 26.8 | Robert Kilow    | 2000 |
| T8 | 26.7 | Michael Adams   | 1986 |
| T8 | 26.7 | Willie Harris   | 1973 |



# KICKOFF RETURN RECORDS

RECORDS

## CAREER

### MOST RETURNS

| Rk | No. | Player             | Years   |
|----|-----|--------------------|---------|
| 1  | 123 | Brandon Thompkins  | 2006-09 |
| 2  | 73  | James Hickenbotham | 1999-02 |
| 3  | 72  | Darren Toney       | 2004-07 |
| T4 | 63  | Robert Kilow       | 1998-00 |
| T4 | 63  | Chris Collier      | 1988-90 |
| 6  | 55  | Alan Lamar         | 2021    |
| 7  | 53  | J.D. McKissic      | 2012-15 |
| T8 | 51  | Rod Hall           | 2010-11 |
| T8 | 51  | Lamont Zachery     | 1996-99 |
| 10 | 50  | Corey Walker       | 1993-96 |

### MOST YARDS RETURNED

| Rk | No.  | Player             | Years   |
|----|------|--------------------|---------|
| 1  | 2696 | Brandon Thompkins  | 2006-09 |
| 2  | 1746 | James Hickenbotham | 1999-02 |
| 3  | 1513 | Darren Toney       | 2004-07 |
| 4  | 1504 | Robert Kilow       | 1998-00 |
| 5  | 1473 | J.D. McKissic      | 2012-15 |
| 6  | 1333 | Alan Lamar         | 2021    |
| 7  | 1212 | Chris Collier      | 1988-90 |
| 8  | 1175 | Corey Walker       | 1993-96 |
| 9  | 1146 | Rod Hall           | 2010-11 |
| 10 | 1068 | Kearney Blalack    | 1970-72 |

### HIGHEST AVERAGE (MIN 20 RETURNS)

| Rk | No.  | Player              | Years   |
|----|------|---------------------|---------|
| 1  | 27.8 | J.D. McKissic       | 2012-15 |
| 2  | 25.2 | Kirk Merritt        | 2018-19 |
| 3  | 25.1 | Robert Kilow        | 1998-00 |
| 4  | 24.5 | Daryl Rollins-Davis | 2014-16 |
| 5  | 24.2 | Alan Lamar          | 2021    |
| 6  | 24.0 | Blaise Taylor       | 2014-17 |
| T7 | 23.9 | Johnnie Lang Jr.    | 2021-22 |
| T7 | 23.9 | James Hickenbotham  | 1999-02 |
| T9 | 23.7 | Kearney Blalack     | 1970-72 |
| T9 | 23.7 | Dick Ritchey        | 1964-67 |



Brandon Thompkins (2006-09)

## TEAM SINGLE GAME

### MOST RETURNS

| Rk | No. | Opponent       | Year |
|----|-----|----------------|------|
| 1  | 11  | Louisiana Tech | 1998 |
| T2 | 9   | at Tennessee   | 2007 |
| T2 | 9   | at Missouri    | 2004 |
| T2 | 9   | at Toledo      | 1990 |

### MOST YARDS RETURNED

| Rk | No. | Opponent         | Year |
|----|-----|------------------|------|
| 1  | 232 | at South Alabama | 2021 |
| 2  | 227 | Louisiana        | 1997 |
| 3  | 226 | Idaho            | 2013 |
| 4  | 225 | Louisiana Tech   | 2015 |
| 5  | 223 | at Indiana       | 2010 |
| 6  | 218 | Louisiana Tech   | 1998 |
| 7  | 216 | at Toledo        | 2015 |
| 8  | 210 | at Missouri      | 2004 |
| 9  | 209 | at Tennessee     | 2007 |
| 10 | 200 | Coastal Carolina | 2021 |

### HIGHEST AVERAGE

| Rk  | No.  | Opponent            | Year |
|-----|------|---------------------|------|
| 1   | 58.0 | at Utah State       | 2000 |
| 2   | 48.3 | Illinois State      | 1973 |
| 3   | 47.3 | Trinity             | 1970 |
| 4   | 46.4 | at South Alabama    | 2021 |
| 5   | 45.2 | Idaho               | 2013 |
| 6   | 42.8 | ULM                 | 2022 |
| 7   | 41.0 | North Texas         | 1989 |
| 8   | 37.5 | FIU                 | 2007 |
| 9   | 35.6 | at Tulsa            | 2021 |
| T10 | 35.0 | Missouri            | 2015 |
| T10 | 35.0 | at Florida Atlantic | 2011 |



**TEAM SINGLE SEASON**

**MOST RETURNS**

| Rk  | No. | Year |
|-----|-----|------|
| 1   | 66  | 2007 |
| 2   | 62  | 2004 |
| 3   | 61  | 2021 |
| 4   | 60  | 1997 |
| T5  | 57  | 2003 |
| T5  | 57  | 1998 |
| 7   | 56  | 2010 |
| 8   | 54  | 1990 |
| 9   | 52  | 2000 |
| T10 | 51  | 2022 |
| T10 | 51  | 2006 |

**MOST YARDS RETURNED**

| Rk | No.  | Year |
|----|------|------|
| 1  | 1426 | 2007 |
| 2  | 1400 | 2021 |
| 3  | 1267 | 1997 |
| 4  | 1256 | 2000 |
| 5  | 1198 | 2010 |
| 6  | 1147 | 2004 |
| 7  | 1112 | 2015 |
| 8  | 1106 | 2022 |
| 9  | 1100 | 1998 |
| 10 | 1057 | 2014 |



# DEFENSIVE RECORDS

RECORDS

## INDIVIDUAL SINGLE GAME

### MOST TACKLES

| Rk | No. | Player vs Opp.                   | Year |
|----|-----|----------------------------------|------|
| 1  | 33  | Bill Bergey vs Eastern Michigan  | 1968 |
| 2  | 25  | Tyrell Johnson at North Texas    | 2005 |
| 3  | 23  | Jordan Boyd vs Chattanooga       | 1982 |
| T4 | 22  | Derrick Toney at Colorado State  | 1991 |
| T4 | 22  | Foot Daley vs Delta State        | 1988 |
| T6 | 21  | Andy Henault vs New Mexico State | 1998 |
| T6 | 21  | Cedric Buckley at Akron          | 1991 |
| T8 | 20  | Michael Beason vs Louisiana      | 1991 |
| T8 | 20  | Dan Miller at Memphis            | 1986 |
| T8 | 20  | Ron Smith vs Lamar               | 1979 |
| T8 | 20  | Jerry Muckenstrum at Chattanooga | 1972 |

### MOST SACKS

| Rk | No. | Player vs Opp.                      | Year |
|----|-----|-------------------------------------|------|
| 1  | 5   | Ja'Von Rolland-Jones at Idaho       | 2014 |
| T2 | 4   | Brandon Joiner vs Louisiana         | 2011 |
| T2 | 4   | Alex Carrington vs Western Kentucky | 2009 |
| T2 | 4   | Corey Williams vs Tulsa             | 2002 |
| T2 | 4   | Marvin Neloms vs Chattanooga        | 1984 |
| T2 | 4   | Blaise Taylor vs Louisiana Tech     | 2015 |

### MOST INTERCEPTION RETURN YARDS

| Rk | No. | Player vs Opp.                     | Year |
|----|-----|------------------------------------|------|
| 1  | 99  | Money Hunter vs Texas State        | 2015 |
| 2  | 96  | Gordon Freeman vs St. Mary (Kan.)  | 1963 |
| T3 | 95  | Darrell Baker vs UNLV              | 1995 |
| T3 | 95  | Chappell Mitchell vs Louisiana     | 1996 |
| 5  | 94  | Money Hunter vs Toledo             | 2014 |
| 6  | 92  | Tyrell Johnson vs FIU              | 2005 |
| T7 | 87  | Al Johnson at Louisiana            | 1989 |
| T7 | 87  | Terry Whiting vs Abilene Christian | 1971 |
| T9 | 85  | Blaise Taylor at ULM               | 2017 |
| T9 | 85  | Koby McKinnon vs FIU               | 2005 |

### LONGEST INTERCEPTION RETURN

| Rk  | No. | Player vs Opp.                     | Year |
|-----|-----|------------------------------------|------|
| 1   | 99  | Money Hunter vs Texas State        | 2015 |
| 2   | 96  | Gordon Freeman vs St. Mary (Kan.)  | 1963 |
| T3  | 95  | Darrell Baker at UNLV              | 1995 |
| T3  | 95  | Chappell Mitchell at Louisiana     | 1996 |
| 5   | 94  | Money Hunter vs Toledo             | 2014 |
| 6   | 92  | Tyrell Johnson vs FIU              | 2005 |
| 7   | 87  | Terry Whiting vs Abilene Christian | 1973 |
| T8  | 85  | Blaise Taylor at ULM               | 2017 |
| T8  | 85  | Koby McKinnon vs FIU               | 2005 |
| T10 | 75  | Demario Davis at Iowa              | 2009 |
| T10 | 75  | Al Johnson at Memphis              | 1990 |

### MOST OPPONENT FUMBLES RECOVERED

| Rk | No. | Player vs Opp.                   | Year |
|----|-----|----------------------------------|------|
| 1  | 3   | Jerry Arant vs Southern Arkansas | 1958 |

### LONGEST FUMBLE RETURN

| Rk | No. | Player vs Opp.                                   | Year |
|----|-----|--|------|
| 1  | 100 | Kelvin Cox vs UT Martin <sup>TD</sup>            | 2003 |
| 2  | 93  | Rocky Hayes at Idaho <sup>TD</sup>               | 2014 |
| 3  | 80  | Kivon Bennett at Georgia State <sup>TD</sup>     | 2021 |
| 4  | 76  | Clark Watkins at Northern Illinois <sup>TD</sup> | 1995 |
| 5  | 71  | Marcus Brown vs ULM <sup>TD</sup>                | 2008 |
| T6 | 60  | Chris Humes vs South Alabama <sup>TD</sup>       | 2016 |
| T6 | 60  | Darryl Feemster vs Troy <sup>TD</sup>            | 2011 |
| 8  | 55  | Tyrell Johnson at Idaho <sup>TD</sup>            | 2004 |

### MOST BLOCKED KICKS

| Rk | No. | Player vs Opp.                   | Year |
|----|-----|----------------------------------|------|
| T1 | 3   | Tim Starson at ULM               | 2010 |
| T1 | 3   | Stacy Price at UT Arlington      | 1981 |
| T1 | 3   | Clevon Johnson vs UT Martin      | 1980 |
| T4 | 2   | Jimmy Lisko vs Idaho             | 1975 |
| T4 | 2   | Jimmy Lisko at Cincinnati        | 1975 |
| T4 | 2   | Rudy Wagner at Mississippi State | 1951 |

## INDIVIDUAL SINGLE SEASON

### MOST TACKLES

| Rk | No. | Player            | Year |
|----|-----|-------------------|------|
| 1  | 196 | Bill Bergey       | 1968 |
| 2  | 155 | Jerry Muckensturm | 1972 |
| 3  | 151 | Ron Smith         | 1979 |
| 4  | 146 | Derrick Toney     | 1991 |
| 5  | 136 | Bill Bergey       | 1967 |
| 6  | 134 | Qushaun Lee       | 2013 |
| T7 | 131 | Wesley Williams   | 1978 |
| T7 | 131 | Jerry Muckensturm | 1975 |
| T7 | 131 | Mike Malham       | 1974 |

### MOST TACKLES PER GAME

| Rk | No.  | Player            | Year |
|----|------|-------------------|------|
| 1  | 19.6 | Bill Bergey       | 1968 |
| 2  | 15.1 | Bill Bergey       | 1967 |
| 3  | 14.1 | Jerry Muckensturm | 1972 |
| 4  | 13.7 | Ron Smith         | 1979 |
| 5  | 13.3 | Derrick Toney     | 1991 |
| 6  | 13.1 | Mike Malham       | 1974 |





## MOST SACKS

| Rk | No.  | Player vs Opp.       | Year |
|----|------|----------------------|------|
| 1  | 14   | Lynn Rowland         | 1989 |
| 2  | 13.5 | Ja'Von Rolland-Jones | 2016 |
| T3 | 13   | Ja'Von Rolland-Jones | 2017 |
| T3 | 13   | Brandon Joiner       | 2011 |
| 5  | 12.5 | Chris Odom           | 2016 |
| T6 | 11   | Marvin Neloms        | 1985 |
| T6 | 11   | Carter Ray Crawford  | 1984 |
| 8  | 10.5 | Alex Carrington      | 2008 |
| T9 | 10   | Clarence Williams    | 1998 |
| T9 | 10   | Robert Speer         | 1976 |

## MOST INTERCEPTIONS

| Rk | No. | Player            | Year |
|----|-----|-------------------|------|
| 1  | 11  | Dennis Meyer      | 1970 |
| 2  | 9   | Johnathan Burke   | 2003 |
| 3  | 8   | Dick Ritchey      | 1965 |
| T4 | 7   | Jerome Sims       | 1983 |
| T4 | 7   | Dennis Meyer      | 1969 |
| T6 | 6   | Rocky Hayes       | 2015 |
| T6 | 6   | Tyrell Johnson    | 2007 |
| T6 | 6   | Chappell Mitchell | 1998 |
| T6 | 6   | Al Johnson        | 1989 |
| T6 | 6   | Greg Lee          | 1985 |
| T6 | 6   | Orley Massena     | 1969 |

## MOST INTERCEPTION RETURN YARDS

| Rk  | No. | Player          | Year |
|-----|-----|-----------------|------|
| 1   | 153 | Al Johnson      | 1990 |
| 2   | 146 | Terry Whiting   | 1968 |
| 3   | 142 | Tyrell Johnson  | 2007 |
| 4   | 129 | Koby McKinnon   | 2005 |
| 5   | 128 | Money Hunter    | 2015 |
| 6   | 122 | Tyrone Jones    | 1988 |
| 7   | 120 | Johnathan Burke | 2003 |
| T8  | 119 | Nathan Herrold  | 2012 |
| T8  | 119 | Dick Ritchey    | 1965 |
| T10 | 116 | Khayyam Burns   | 2006 |
| T10 | 116 | Derrick Toney   | 1990 |

## MOST OPPONENT FUMBLES RECOVERED

| Rk | No. | Player              | Year |
|----|-----|---------------------|------|
| 1  | 6   | Carter Ray Crawford | 1984 |
| 2  | 5   | Kirk Russell        | 1987 |

## MOST BLOCKED KICKS

| Rk | No. | Player         | Year |
|----|-----|----------------|------|
| 1  | 8   | Jimmy Lisko    | 1975 |
| 2  | 4   | Tim Starson    | 2010 |
| T3 | 3   | Chris Odom     | 2015 |
| T3 | 3   | Stacy Price    | 1981 |
| T3 | 3   | Clevon Johnson | 1980 |
| T3 | 3   | Chet Day       | 1977 |
| T3 | 3   | Ron Meeks      | 1976 |

## YEAR-BY-YEAR TACKLES LEADERS

| Year | Player                | Tackles |
|------|-----------------------|---------|
| 1967 | Bill Bergey           | 136     |
| 1968 | Bill Bergey           | 196     |
| 1969 | Clovis Swinney        | 106     |
| 1970 | Dave Muckensturm      | 117     |
| 1971 | Butch Murray          | 97      |
| 1972 | Jerry Muckensturm     | 155     |
| 1973 | Mike Malham           | 113     |
| 1974 | Mike Malham           | 131     |
| 1975 | Jerry Muckensturm     | 131     |
| 1976 | Ralph Kelly           | 118     |
| 1977 | Ralph Kelly           | 125     |
| 1978 | Wesley Williams       | 131     |
| 1979 | Ron Smith             | 151     |
| 1980 | Mike Morris           | 124     |
| 1981 | Mike Morris           | 107     |
| 1982 | Mike Morris           | 125     |
| 1983 | Stacy Price           | 105     |
| 1984 | Carter Ray Crawford   | 89      |
| 1985 | Oscar Willis          | 123     |
| 1986 | Dan Miller            | 87      |
| 1987 | Charlie Fredrick      | 81      |
| 1988 | Foot Daley            | 125     |
| 1989 | Jeff Plank            | 107     |
| 1990 | Derrick Toney         | 85      |
| 1991 | Derrick Toney         | 146     |
| 1992 | Cedric Buckley        | 95      |
| 1993 | Carlos Emmons         | 65      |
| 1994 | DelRay Stephens       | 73      |
| 1995 | Torrance Suggs        | 84      |
| 1996 | Maurice Harris        | 100     |
| 1997 | Iavell Alexander      | 91      |
| 1998 | Sean Mitchell         | 126     |
| 1999 | Sean Mitchell         | 91      |
| 2000 | Charles Mabry         | 96      |
| 2001 | Les Echols            | 71      |
| 2002 | Les Echols            | 105     |
| 2003 | Les Echols            | 123     |
| 2004 | Josh Williams         | 110     |
| 2005 | Tyrell Johnson        | 112     |
| 2006 | Tyrell Johnson        | 63      |
| 2007 | Koby McKinnon         | 101     |
| 2008 | Ben Owens             | 87      |
| 2009 | Demario Davis         | 80      |
| 2010 | Javon McKinnon        | 95      |
| 2011 | Demario Davis         | 70      |
| 2011 | Kelcie McCray         | 70      |
| 2012 | Nathan Herrold        | 114     |
| 2013 | Qushaun Lee           | 134     |
| 2014 | Qushaun Lee           | 110     |
| 2015 | Khari Lain            | 81      |
| 2016 | Xavier Woodson-Luster | 95      |
| 2017 | Kyle Willson          | 93      |
| 2018 | Darreon Jackson       | 90      |
| 2019 | Darreon Jackson       | 120     |
| 2020 | Justin Rice           | 76      |
| 2021 | Elery Alexander       | 84      |
| 2022 | Jordan Carmouche      | 83      |



# DEFENSIVE RECORDS

RECORDS

## YEAR-BY-YEAR SACKS LEADERS

| Year | Player               | Sacks | Yards |
|------|----------------------|-------|-------|
| 1974 | Eddie Morgan         | 6     | -47   |
| 1975 | Dick Dixon           | 7     | --    |
| 1976 | Robert Speer         | 10    | --    |
| 1977 | Ray Culpepper        | 6     | -33   |
|      | Keith Cox            | 6     | --    |
| 1978 | Gene Spears          | 6     | --    |
| 1979 | Glen Koenig          | 8     | --    |
| 1980 | Steve Olliges        | 5     | --    |
| 1981 | Leveren Tillman      | 6     | --    |
| 1982 | Clyde Dumas          | 7     | --    |
| 1983 | Marvin Neloms        | 4     | --    |
| 1984 | Carter Ray Crawford  | 11    | --    |
| 1985 | Marvin Neloms        | 11    | -88   |
| 1986 | Charlie Fredrick     | 7     | -42   |
| 1987 | Charlie Fredrick     | 8     | -42   |
| 1988 | Foot Daley           | 4     | -21   |
| 1989 | Lynn Rowland         | 14    | -78   |
| 1990 | Jeff Fields          | 4     | -24   |
|      | Scott Baker          | 2     | -9    |
|      | Kenny Ingram         | 2     | -5    |
| 1992 | Kenny Ingram         | 7     | -29   |
| 1993 | Carlos Emmons        | 6     | -46   |
| 1994 | Michael Mason        | 3     | -10   |
| 1995 | Gary Jackson         | 6     | -47   |
| 1996 | Gary Jackson         | 4     | -31   |
| 1997 | Clarence Williams    | 5     | -39   |
| 1998 | Clarence Williams    | 10    | -53   |
| 1999 | LeMarcus Harris      | 5     | -36   |
|      | Corey Williams       | 2.5   | -16   |
| 2000 | J.C. Miller          | 2.5   | -17   |
| 2001 | Eti Taula            | 3     | -16   |
| 2002 | Corey Williams       | 9     | -64   |
| 2003 | Jon Bradley          | 4     | -21   |
|      | Zach Grigsby         | 4     | -19   |
|      | Josh Williams        | 3     | -16   |
| 2004 | Jamarrow James       | 3     | -24   |
| 2005 | Brian Flagg          | 5     | -21   |
| 2006 | Koby McKinnon        | 3     | -24   |
| 2007 | Prince Hickman       | 3.5   | -24   |
| 2008 | Alex Carrington      | 10.5  | -59   |
| 2009 | Alex Carrington      | 9.0   | -60   |
| 2010 | Bryan Hall           | 8.5   | -59   |
| 2011 | Brandon Joiner       | 13    | -99   |
| 2012 | Tim Starson          | 5     | -23   |
| 2013 | Ryan Carrethers      | 4     | -28   |
| 2014 | Ja'Von Rolland-Jones | 8     | -41   |
| 2015 | Ja'Von Rolland-Jones | 9     | -61   |
| 2016 | Ja'Von Rolland-Jones | 13.5  | -71   |
| 2017 | Ja'Von Rolland-Jones | 13    | -85   |
| 2018 | Ronheen Bingham      | 9     | -60   |
| 2019 | William Bradley-King | 8.5   | -48   |
| 2020 | Justin Rice          | 7.0   | -70   |
| 2021 | Kivon Bennett        | 8.0   | -42   |
| 2022 | Kivon Bennett        | 5.5   | -22   |

## CAREER

### MOST TACKLES

| Rk | No. | Player            | Years   |
|----|-----|-------------------|---------|
| 1  | 493 | Jerry Muckensturm | 1972-75 |
| 2  | 436 | Bill Bergey       | 1965-68 |
| 3  | 422 | Ron Smith         | 1976-79 |
| 4  | 393 | Qushaun Lee       | 2011-14 |
| 5  | 370 | Mike Malham       | 1972-75 |
| 6  | 366 | Mike Morris       | 1979-82 |

### MOST TACKLES PER GAME

| Rk | No.  | Player            | Years   |
|----|------|-------------------|---------|
| 1  | 11.8 | Bill Bergey       | 1965-68 |
| 2  | 11.7 | Jerry Muckensturm | 1972-75 |
| 3  | 11.0 | Ralph Kelly       | 1976-77 |
| 4  | 9.6  | Ron Smith         | 1976-79 |
| T5 | 9.0  | Foot Daley        | 1987-88 |
| T5 | 9.0  | Jordan Boyd       | 1981-82 |

### MOST SACKS

| Rk | No.  | Player               | Years   |
|----|------|----------------------|---------|
| 1  | 43.5 | Ja'Von Rolland-Jones | 2014-17 |
| 2  | 28   | Marvin Neloms        | 1983-86 |
| 3  | 21.5 | Alex Carrington      | 2006-09 |
| T4 | 21   | Clarence Williams    | 1995-98 |
| T4 | 21   | Charlie Fredrick     | 1984-87 |
| 6  | 19   | Robert Speer         | 1973-76 |
| T7 | 17   | Brandon Joiner       | 2010-11 |
| T7 | 17   | Bryan Hall           | 2006-09 |
| T7 | 17   | Glen Koenig          | 1976-79 |
| 10 | 16.5 | Chris Odom           | 2013-16 |

### MOST INTERCEPTIONS

| Rk | No. | Player          | Years   |
|----|-----|-----------------|---------|
| 1  | 27  | Dennis Meyer    | 1968-71 |
| 2  | 19  | Dick Ritchey    | 1964-67 |
| 3  | 16  | Terry Whiting   | 1968-71 |
| 4  | 15  | Johnathan Burke | 2002-03 |
| T5 | 14  | Al Johnson      | 1988-90 |
| T5 | 14  | Orley Massena   | 1966-69 |

### MOST INTERCEPTION RETURN YARDS

| Rk | No. | Player         | Years   |
|----|-----|----------------|---------|
| 1  | 374 | Terry Whiting  | 1968-71 |
| 2  | 309 | Tyrell Johnson | 2004-07 |
| 3  | 268 | Money Hunter   | 2013-16 |
| 4  | 264 | Al Johnson     | 1988-90 |
| 5  | 236 | Koby McKinnon  | 2004-07 |
| 6  | 233 | Dennis Meyer   | 1968-71 |
| 7  | 226 | Dick Ritchey   | 1964-67 |



### MOST OPPONENT FUMBLES RECOVERED

| Rk | No. | Player      | Years   |
|----|-----|-------------|---------|
| 1  | 8   | Bill Muzik  | 1973-76 |
| T2 | 7   | Bill Bergey | 1965-68 |
| T2 | 7   | Les Echols  | 2000-03 |

### MOST BLOCKED KICKS

| Rk | No. | Player         | Years   |
|----|-----|----------------|---------|
| 1  | 8   | Jimmy Lisko    | 1972-75 |
| 2  | 5   | Chris Odom     | 2013-16 |
| T3 | 4   | Tim Starson    | 2009-12 |
| T3 | 4   | Greg Lee       | 1984-87 |
| T3 | 4   | Clevon Johnson | 1979-80 |
| T3 | 4   | Ron Meeks      | 1975-76 |
| T7 | 3   | Stacy Price    | 1981-85 |
| T7 | 3   | Chet Day       | 1977-78 |

### TEAM SINGLE GAME

#### MOST INTERCEPTIONS

| Rk | No. | Opponent     | Year |
|----|-----|--------------|------|
| 1  | 6   | UT Arlington | 1969 |
| 2  | 5   | Nine teams   |      |

#### MOST INTERCEPTION RETURN YARDS

| Rk | No. | Opponent           | Year |
|----|-----|--------------------|------|
| 1  | 238 | FIU                | 2005 |
| 2  | 131 | Abilene Christian  | 1971 |
| 3  | 108 | at Memphis         | 1990 |
| 4  | 104 | at Louisiana Tech  | 1988 |
| T5 | 99  | Texas State        | 2015 |
| T5 | 99  | Texas A&M-Commerce | 1987 |

#### MOST SACKS

| Rk | No. | Opponent            | Year |
|----|-----|---------------------|------|
| 1  | 10  | Southern Illinois   | 1989 |
| 2  | 9   | Chattanooga         | 1975 |
| T3 | 8   | at Texas State      | 2016 |
| T3 | 8   | at Western Kentucky | 2009 |
| T3 | 8   | at Chattanooga      | 1984 |
| T6 | 7   | at New Mexico State | 2017 |
| T6 | 7   | Western Kentucky    | 2010 |

#### MOST FUMBLES RECOVERED

| Rk | No. | Opponent             | Year |
|----|-----|----------------------|------|
| 1  | 6   | at Mississippi State | 1956 |
| T2 | 5   | Southern Utah        | 1997 |
| T2 | 5   | at UT Arlington      | 1978 |
| T2 | 5   | at Illinois State    | 1974 |
| T2 | 5   | at UT Arlington      | 1974 |
| T2 | 5   | Louisiana            | 1974 |



Jerry Muckensturm (1972-75)

#### MOST BLOCKED KICKS

| Rk | No. | Opponent        | Year |
|----|-----|-----------------|------|
| T1 | 3   | ULM             | 2010 |
| T1 | 3   | at UT Arlington | 1981 |
| T1 | 3   | UT Martin       | 1980 |

#### FEWEST TOTAL PLAYS ALLOWED

| Rk | No. | Opponent       | Year |
|----|-----|----------------|------|
| 1  | 42  | at Delta State | 1951 |

#### FEWEST TOTAL YARDS ALLOWED

| Rk | No. | Opponent | Year |
|----|-----|----------|------|
| 1  | 16  | at Troy  | 1951 |

#### FEWEST RUSHING ATTEMPTS ALLOWED

| Rk | No. | Opponent     | Year |
|----|-----|--------------|------|
| 1  | 16  | Murray State | 1954 |

#### FEWEST YARDS ALLOWED RUSHING

| Rk | No. | Opponent | Year |
|----|-----|----------|------|
| 1  | -24 | at Lamar | 1987 |

#### FEWEST PASS COMPLETIONS ALLOWED

| Rk | No. | Opponent             | Year |
|----|-----|----------------------|------|
| 1  | 0   | at Mississippi State | 1956 |

#### FEWEST PASSING YARDS ALLOWED

| Rk | No. | Opponent             | Year |
|----|-----|----------------------|------|
| 1  | 0   | at Mississippi State | 1956 |

#### FEWEST FIRST DOWNS ALLOWED

| Rk | No. | Opponent            | Year |
|----|-----|---------------------|------|
| T1 | 1   | Concordia (Neb.)    | 1956 |
| T1 | 1   | Mississippi College | 1962 |



# DEFENSIVE RECORDS

RECORDS

## TEAM SINGLE SEASON

### MOST INTERCEPTIONS

| Rk | No. | Year |
|----|-----|------|
| T1 | 32  | 1969 |
| T1 | 32  | 1961 |
| 3  | 26  | 2015 |
| 4  | 25  | 1970 |
| 5  | 24  | 1952 |
| 6  | 23  | 1985 |

### MOST INTERCEPTION RETURN YARDS

| Rk | No. | Year |
|----|-----|------|
| 1  | 503 | 2015 |
| 2  | 386 | 1968 |
| 3  | 339 | 1990 |
| 4  | 320 | 1996 |
| 5  | 307 | 2005 |
| 6  | 293 | 2006 |
| 7  | 289 | 1975 |
| 8  | 278 | 1970 |
| 9  | 266 | 2014 |
| 10 | 263 | 1976 |

### MOST SACKS

| Rk | No. | Year |
|----|-----|------|
| 1  | 54  | 1984 |
| 2  | 45  | 1978 |
| 3  | 44  | 1985 |
| T4 | 43  | 2016 |
| T4 | 43  | 1975 |
| T6 | 39  | 2002 |
| T6 | 39  | 1977 |

### MOST FUMBLE RECOVERIES

| Rk | No. | Year |
|----|-----|------|
| 1  | 24  | 1987 |
| 2  | 22  | 1982 |
| T3 | 21  | 1990 |
| T3 | 21  | 1984 |
| T3 | 21  | 1977 |
| T3 | 21  | 1975 |
| T3 | 21  | 1974 |

### MOST FUMBLES BY OPPONENTS

| Rk | No. | Year |
|----|-----|------|
| T1 | 45  | 1984 |
| T1 | 45  | 1981 |
| T1 | 45  | 1977 |

### MOST BLOCKED KICKS

| Rk | No. | Year |
|----|-----|------|
| 1  | 11  | 1975 |
| T2 | 6   | 1980 |
| T2 | 6   | 1977 |
| T4 | 5   | 2016 |
| T4 | 5   | 2010 |
| T4 | 5   | 1998 |
| T7 | 4   | 2019 |
| T7 | 4   | 2015 |
| T7 | 4   | 1985 |
| T7 | 4   | 1976 |

### FEWEST TOTAL PLAYS ALLOWED

| Rk | No. | Year |
|----|-----|------|
| 1  | 513 | 1960 |
| 2  | 519 | 1958 |
| 3  | 556 | 1965 |
| 4  | 558 | 1966 |

### FEWEST TOTAL YARDS ALLOWED

| Rk | No.  | Year |
|----|------|------|
| 1  | 1275 | 1951 |
| 2  | 1756 | 1964 |
| 3  | 1984 | 1962 |
| 4  | 1992 | 1960 |
| 5  | 2025 | 1965 |

### FEWEST RUSHING ATTEMPTS ALLOWED

| Rk | No. | Year |
|----|-----|------|
| 1  | 310 | 1950 |
| 2  | 332 | 1966 |
| 3  | 384 | 1967 |
| 4  | 393 | 2006 |
| 5  | 394 | 1965 |

### FEWEST YARDS RUSHING ALLOWED

| Rk | No.  | Year |
|----|------|------|
| 1  | 791  | 1951 |
| 2  | 863  | 1984 |
| 3  | 959  | 1969 |
| 4  | 1058 | 1968 |
| 5  | 1059 | 1985 |

### FEWEST PASS COMPLETIONS ALLOWED

| Rk | No. | Year |
|----|-----|------|
| 1  | 39  | 1953 |
| 2  | 46  | 1959 |
| 3  | 51  | 1958 |
| 4  | 53  | 1965 |
| 5  | 54  | 1964 |



**FEWEST PASSING YARDS ALLOWED**

| Rk | No. | Year |
|----|-----|------|
| 1  | 414 | 1953 |
| 2  | 581 | 1964 |
| 3  | 594 | 1965 |
| 4  | 620 | 1962 |
| 5  | 651 | 1959 |

**FEWEST TOUCHDOWN PASSES ALLOWED**

| Rk | No. | Year |
|----|-----|------|
| T1 | 2   | 1975 |
| T1 | 2   | 1969 |
| T1 | 2   | 1964 |
| T1 | 2   | 1953 |
| T5 | 3   | 1978 |
| T5 | 3   | 1960 |

**FEWEST FIRST DOWNS ALLOWED**

| Rk | No. | Year |
|----|-----|------|
| 1  | 65  | 1951 |
| 2  | 104 | 1962 |
| T3 | 105 | 1965 |
| T3 | 105 | 1964 |

**FEWEST POINTS ALLOWED**

| Rk | No. | Year |
|----|-----|------|
| 1  | 61  | 1964 |
| 2  | 81  | 1975 |
| 3  | 96  | 1962 |



# MISCELLANEOUS RECORDS

RECORDS

## TEAM SINGLE GAME

### MOST PENALTIES

| Rk | No. | Opponent      | Year |
|----|-----|---------------|------|
| 1  | 18  | at Utah State | 2016 |

### MOST YARDS PENALIZED

| Rk | No. | Opponent      | Year |
|----|-----|---------------|------|
| 1  | 185 | Arkansas Tech | 1955 |

### FEWEST YARDS PENALIZED

| Rk | No. | Opponent       | Year |
|----|-----|----------------|------|
| 1  | 0   | Multiple Times |      |

## TEAM SINGLE SEASON

### MOST PENALTIES

| Rk | No. | Year |
|----|-----|------|
| 1  | 121 | 2005 |

### MOST YARDS PENALIZED

| Rk | No.  | Year |
|----|------|------|
| 1  | 1032 | 2015 |

### FEWEST YARDS PENALIZED

| Rk | No. | Year |
|----|-----|------|
| 1  | 391 | 1964 |





## INDIVIDUAL SINGLE GAME

### MOST RUSHING ATTEMPTS

| Rk | No. | Player vs Opp.          | Year |
|----|-----|-------------------------|------|
| 1  | 43  | Barry Redden (Richmond) | 1981 |

### MOST YARDS RUSHING

| Rk | No. | Player vs Opp.         | Year |
|----|-----|------------------------|------|
| 1  | 272 | Joe Abdullah (Pacific) | 1994 |

### BEST RUSHING AVERAGE (MIN 15 ATT)

| Rk | No.  | Player vs Opp.           | Year |
|----|------|--------------------------|------|
| 1  | 15.7 | Marquis Waford (Memphis) | 2013 |

### MOST TOUCHDOWNS RUSHING

| Rk | No. | Player vs Opp.       | Year |
|----|-----|----------------------|------|
| 1  | 5   | Kareem Hunt (Toledo) | 2014 |

### LONGEST RUSH

| Rk | No. | Player vs Opp.               | Year |
|----|-----|------------------------------|------|
| 1  | 99  | Montrell Johnson (Louisiana) | 2021 |
| 2  | 95  | Keith White (Memphis)        | 1948 |
| T3 | 92  | Leon Fry (Abilene Christian) | 1954 |
| T3 | 92  | Lennie Kelly (Delta State)   | 1950 |

### MOST PASSING ATTEMPTS

| Rk | No. | Player vs Opp.                  | Year |
|----|-----|---------------------------------|------|
| 1  | 63  | Jim Lindsey (Abilene Christian) | 1970 |

### MOST PASS COMPLETIONS

| Rk | No. | Player vs Opp.   | Year |
|----|-----|------------------|------|
| 1  | 37  | Cody Wells (ULM) | 2012 |

### MOST PASSING YARDS

| Rk | No. | Player vs Opp.              | Year |
|----|-----|-----------------------------|------|
| 1  | 508 | Tim Rattay (Louisiana Tech) | 1998 |

### MOST PASSING TOUCHDOWNS

| Rk | No. | Player vs Opp.              | Year |
|----|-----|-----------------------------|------|
| 1  | 7   | Tim Rattay (Louisiana Tech) | 1998 |

### BEST PASSING PCT (MIN 20 ATT)

| Rk | No.  | Player vs Opp.                         | Year |
|----|------|--|------|
| 1  | .882 | Clint Marks [30/34] (Middle Tennessee) | 2004 |

### MOST PASSES HAD INTERCEPTED

| Rk | No. | Player vs Opp.                     | Year |
|----|-----|------------------------------------|------|
| T1 | 5   | Michael Johnson (Akron)            | 1988 |
| T1 | 5   | Gene Johnson (Louisiana Tech)      | 1988 |
| T1 | 5   | David Bates (UT Arlington)         | 1985 |
| T1 | 5   | Ken Lauterbach (Abilene Christian) | 1971 |
| T1 | 5   | Mike Grejbowski (Drake)            | 1969 |
| T1 | 5   | Tom Garza (Trinity)                | 1969 |

### LONGEST PASS

| Rk | No. | Player vs Opp.                             | Year |
|----|-----|--|------|
| 1  | 99  | G. McCall to I. Likley (CCU)               | 2021 |
| 2  | 92  | C. Longley to R. Williams (ACU)            | 1973 |
| 3  | 88  | D. Brin to S. Crawford (Tulsa)             | 2021 |
| T4 | 85  | R. Dobbs to G. Jones (Navy)                | 2010 |
| T4 | 85  | W. Phythian to C. Andrews (ULM)            | 1986 |
| T4 | 85  | C. Norris to K. Farmer (Delta State)       | 1963 |
| T7 | 84  | P. McCall to T.Y. Hilton (FIU)             | 2008 |
| T7 | 84  | R. Slack to F. Turner (Northwestern State) | 1987 |
| T7 | 84  | D. Sparkman to E. Lovelady (Memphis)       | 1984 |
| T7 | 84  | D. Sparkman to D. Crawford (Memphis)       | 1983 |

### MOST PLAYS

| Rk | No. | Player vs Opp.                  | Year |
|----|-----|---------------------------------|------|
| 1  | 67  | Jim Lindsey (Abilene Christian) | 1970 |

### MOST TOTAL YARDS GAINED

| Rk | No. | Player vs Opp.                    | Year |
|----|-----|-----------------------------------|------|
| 1  | 506 | Clint Longley (Abilene Christian) | 1973 |

### BEST AVERAGE YARDS PER PLAY

| Rk | No.  | Player vs Opp.         | Year |
|----|------|------------------------|------|
| 1  | 16.3 | Paul Carruth (Alabama) | 1982 |

### MOST RECEPTIONS

| Rk | No. | Player vs Opp.       | Year |
|----|-----|----------------------|------|
| 1  | 18  | Geoff Noisy (Nevada) | 1996 |

### MOST YARDS RECEIVING

| Rk | No. | Player vs Opp.                   | Year |
|----|-----|----------------------------------|------|
| 1  | 224 | Martel Moore (Northern Illinois) | 2012 |

### HIGHEST AVERAGE PER CATCH (MIN 3 REC)

| Rk | No.  | Player vs Opp.          | Year |
|----|------|-------------------------|------|
| 1  | 50.3 | Phillip Dorsett (Miami) | 2014 |

### MOST RECEIVING TOUCHDOWNS

| Rk | No. | Player vs Opp.                  | Year |
|----|-----|---------------------------------|------|
| T1 | 4   | Isiah Likely (Coastal Carolina) | 2021 |
| T1 | 4   | Jalen Tolbert (South Alabama)   | 2019 |
| T1 | 4   | Troy Edwards (Louisiana Tech)   | 1998 |

### MOST POINTS SCORED

| Rk | No. | Player vs Opp.       | Year |
|----|-----|----------------------|------|
| 1  | 30  | Kareem Hunt (Toledo) | 2014 |

### MOST TOUCHDOWNS SCORED

| Rk | No. | Player vs Opp.       | Year |
|----|-----|----------------------|------|
| 1  | 5   | Kareem Hunt (Toledo) | 2014 |

### MOST EXTRA POINT ATTEMPTS

| Rk | No. | Player vs Opp.           | Year |
|----|-----|--------------------------|------|
| 1  | 9   | Jeremiah Detmer (Toledo) | 2014 |



# OPPONENT RECORDS

RECORDS

## MOST EXTRA POINTS MADE

| Rk | No. | Player vs Opp.           | Year |
|----|-----|--------------------------|------|
| 1  | 9   | Jeremiah Detmer (Toledo) | 2014 |

## MOST FIELD GOAL ATTEMPTS

| Rk | No. | Player vs Opp.         | Year |
|----|-----|------------------------|------|
| T1 | 7   | Dustin Rivest (FIU)    | 2008 |
| T1 | 7   | Alan Smith (Texas A&M) | 1983 |

## MOST FIELD GOALS MADE

| Rk | No. | Player vs Opp.         | Year |
|----|-----|------------------------|------|
| T1 | 6   | Sean Fleming (Wyoming) | 1990 |
| T1 | 6   | Alan Smith (Texas A&M) | 1983 |

## LONGEST FIELD GOAL

| Rk  | No. | Player vs Opp.                    | Year |
|-----|-----|-----------------------------------|------|
| 1   | 59  | Alan Smith (Texas A&M)            | 1983 |
| T2  | 57  | Alan Smith (Texas A&M)            | 1983 |
| T2  | 57  | Mike Andrie (Lamar)               | 1987 |
| 4   | 55  | Gregg Goodman (Southern Illinois) | 1970 |
| 5   | 54  | Skipper Butler (UT Arlington)     | 1968 |
| T6  | 53  | Sean Fleming (Wyoming)            | 1990 |
| T6  | 53  | Rafael Septien (Louisiana)        | 1976 |
| T8  | 52  | J. Borregales (FIU)               | 2019 |
| T8  | 52  | Rafael Septien (Louisiana)        | 1976 |
| T10 | 51  | Steve Artigue (Louisiana)         | 2017 |
| T10 | 51  | Jerry Pope (Louisiana Tech)       | 1973 |

## MOST POINTS KICKING

| Rk | No. | Player vs Opp.         | Year |
|----|-----|------------------------|------|
| T1 | 20  | Sean Fleming (Wyoming) | 1990 |
| T1 | 20  | Alan Smith (Texas A&M) | 1983 |

## MOST PUNTS

| Rk | No. | Player vs Opp.       | Year |
|----|-----|----------------------|------|
| 1  | 13  | Ricky Gohlke (Lamar) | 1975 |

## MOST PUNTING YARDS

| Rk | No. | Player vs Opp.         | Year |
|----|-----|------------------------|------|
| 1  | 470 | Bucky Cribner (Kansas) | 1981 |

## BEST PUNTING AVERAGE

| Rk | No.  | Player vs Opp.         | Year |
|----|------|------------------------|------|
| 1  | 54.4 | Lachlan Wilson (Tulsa) | 2021 |

## LONGEST PUNT

| Rk | No. | Player vs Opp.                 | Year |
|----|-----|--------------------------------|------|
| 1  | 78  | Steve Mick (Southern Illinois) | 1976 |
| 2  | 74  | Dale Conner (North Dakota)     | 1970 |
| 3  | 72  | Brit Framel (Louisiana)        | 2006 |
| T4 | 71  | Hayes Hicken (UNLV)            | 2019 |
| T4 | 71  | Don Whitley (UT Arlington)     | 1973 |

## MOST PUNT RETURNS

| Rk | No. | Player vs Opp.        | Year |
|----|-----|-----------------------|------|
| 1  | 10  | Rodregis Brooks (UAB) | 1997 |

## MOST PUNT RETURN YARDS

| Rk | No. | Player vs Opp.           | Year |
|----|-----|--------------------------|------|
| 1  | 160 | J.T. Thatcher (Oklahoma) | 2000 |

## BEST AVERAGE PUNT RETURN (MIN 3 RET)

| Rk | No.  | Player vs Opp.           | Year |
|----|------|--------------------------|------|
| 1  | 32.0 | J.T. Thatcher (Oklahoma) | 2000 |

## LONGEST PUNT RETURN

| Rk | No. | Player vs Opp.                     | Year |
|----|-----|------------------------------------|------|
| 1  | 85  | Vic Minor (ULM)                    | 1979 |
| 2  | 80  | L. Singleton (FIU)                 | 2007 |
| 3  | 78  | Andy Nelson (Memphis)              | 1956 |
| 4  | 77  | Jeff Steele (ULM)                  | 1989 |
| 5  | 73  | Stanley Kinchen (LSU)              | 1991 |
| 6  | 71  | Tony Kowtski (Mississippi State)   | 1951 |
| 7  | 70  | Norman Duplain (Mississippi State) | 1950 |
| 8  | 65  | Leon Fry (Abilene Christian)       | 1953 |
| 9  | 60  | Billy Cannon (Texas A&M)           | 1983 |

## MOST KICKOFF RETURNS

| Rk | No. | Player vs Opp.                  | Year |
|----|-----|---------------------------------|------|
| 1  | 7   | Nate McGhee (Southern Illinois) | 1987 |

## MOST KICKOFF RETURN YARDS

| Rk | No. | Player vs Opp.          | Year |
|----|-----|-------------------------|------|
| 1  | 195 | Vic Kubu (Murray State) | 1963 |

## BEST AVERAGE KICKOFF RETURN (MIN 3 RET)

| Rk | No.  | Player vs Opp.                    | Year |
|----|------|-----------------------------------|------|
| 1  | 54.5 | Charles McDaniel (Louisiana Tech) | 1972 |

## LONGEST KICKOFF RETURN

| Rk  | No. | Player vs Opp.              | Year |
|-----|-----|-----------------------------|------|
| 1   | 100 | Paul Hynes (Louisiana Tech) | 1957 |
| T2  | 99  | JD Spielman (Nebraska)      | 2017 |
| T2  | 99  | Marcus Jones (Troy)         | 2017 |
| T2  | 99  | Vic Kubu (Murray State)     | 1963 |
| T5  | 98  | CJ Sanders (SMU)            | 2019 |
| T5  | 98  | U. Parrish (Tulsa)          | 2003 |
| T7  | 97  | Harold Robinson (Akron)     | 1991 |
| T7  | 97  | John Avery (Ole Miss)       | 1996 |
| 9   | 96  | Vic Kubu (Murray State)     | 1963 |
| T10 | 95  | Marcus Green (ULM)          | 2017 |
| T10 | 95  | James Kennison (Louisiana)  | 1955 |



## MOST INTERCEPTIONS

| Rk | No. | Player vs Opp.               | Year |
|----|-----|------------------------------|------|
| T1 | 3   | C. Small (Florida Atlantic)  | 2006 |
| T1 | 3   | Andre Young (Louisiana Tech) | 1981 |

## MOST INTERCEPTION RETURN YARDS

| Rk | No. | Player vs Opp.      | Year |
|----|-----|---------------------|------|
| 1  | 100 | Marcus Jones (Troy) | 2017 |

## BEST AVERAGE INTERCEPTION RETURN (MIN 2)

| Rk | No.  | Player vs Opp.     | Year |
|----|------|--------------------|------|
| 1  | 47.0 | David Dumars (ULM) | 1977 |

## LONGEST INTERCEPTION RETURN

| Rk | No. | Player vs Opp.                   | Year |
|----|-----|----------------------------------|------|
| 1  | 100 | Marcus Jones (Troy)              | 2017 |
| 2  | 94  | Billy Bond (Louisiana Tech)      | 1956 |
| 3  | 90  | Ron Irvin (Louisiana)            | 1977 |
| T4 | 85  | Izell Reese (UAB)                | 1997 |
| T4 | 85  | David Dumars (ULM)               | 1977 |
| T4 | 84  | Lorenzo Ferguson (Virginia Tech) | 1997 |
| 7  | 77  | Percy Nabors (Memphis)           | 1983 |

## TEAM SINGLE GAME

### MOST RUSHING ATTEMPTS

| Rk | No. | Opponent          | Year |
|----|-----|-------------------|------|
| T1 | 73  | Mississippi State | 1992 |
| T1 | 73  | Southern Illinois | 1971 |

### MOST YARDS RUSHING

| Rk | No. | Opponent       | Year |
|----|-----|----------------|------|
| 1  | 505 | Austin College | 1954 |

### MOST PASSING ATTEMPTS

| Rk | No. | Opponent          | Year |
|----|-----|-------------------|------|
| 1  | 65  | Abilene Christian | 1970 |

### MOST PASS COMPLETIONS

| Rk | No. | Opponent       | Year |
|----|-----|----------------|------|
| T1 | 38  | Louisiana Tech | 1998 |
| T1 | 38  | Nevada         | 1996 |

### MOST PASSING YARDS

| Rk | No. | Opponent       | Year |
|----|-----|----------------|------|
| 1  | 552 | Louisiana Tech | 1998 |

### MOST PASSING TOUCHDOWNS

| Rk | No. | Opponent       | Year |
|----|-----|----------------|------|
| 1  | 7   | Louisiana Tech | 1998 |

### BEST COMPLETION PERCENTAGE

| Rk | No.  | Opponent            | Year |
|----|------|---------------------|------|
| 1  | .808 | North Texas [21/26] | 1988 |

## MOST PASSES HAD INTERCEPTED

| Rk | No. | Opponent          | Year |
|----|-----|-------------------|------|
| T1 | 5   | FIU               | 2005 |
| T1 | 5   | Akron             | 1988 |
| T1 | 5   | Louisiana Tech    | 1988 |
| T1 | 5   | UT Arlington      | 1985 |
| T1 | 5   | Memphis           | 1975 |
| T1 | 5   | Abilene Christian | 1971 |
| T1 | 5   | Drake             | 1969 |
| T1 | 5   | Trinity           | 1969 |

## MOST PLAYS

| Rk | No. | Opponent      | Year |
|----|-----|---------------|------|
| T1 | 99  | Georgia State | 2019 |
| T1 | 99  | Utah State    | 1996 |

## MOST TOTAL YARDS GAINED

| Rk | No. | Opponent       | Year |
|----|-----|----------------|------|
| 1  | 730 | Louisiana Tech | 1998 |

## MOST AVERAGE YARDS PER PLAY

| Rk | No.  | Opponent         | Year |
|----|------|------------------|------|
| 1  | 10.9 | Coastal Carolina | 2021 |

## MOST FIRST DOWNS

| Rk | No. | Opponent      | Year |
|----|-----|---------------|------|
| 1  | 39  | Georgia State | 2019 |

## MOST FIRST DOWNS RUSHING

| Rk | No. | Opponent    | Year |
|----|-----|-------------|------|
| 1  | 21  | Texas State | 2014 |

## MOST FIRST DOWNS PASSING

| Rk | No. | Opponent       | Year |
|----|-----|----------------|------|
| 1  | 22  | Louisiana Tech | 1998 |

## MOST FIRST DOWNS BY PENALTY

| Rk | No. | Opponent          | Year |
|----|-----|-------------------|------|
| T1 | 4   | Georgia State     | 2020 |
| T1 | 4   | Coastal Carolina  | 2017 |
| T1 | 4   | South Alabama     | 2014 |
| T1 | 4   | East Carolina     | 1996 |
| T1 | 4   | McNeese State     | 1986 |
| T1 | 4   | Southern Illinois | 1983 |
| T1 | 4   | Louisiana Tech    | 1982 |

## MOST POINTS SCORED

| Rk | No. | Opponent         | Year |
|----|-----|------------------|------|
| 1  | 95  | Central Arkansas | 1937 |

## MOST TOUCHDOWNS SCORED

| Rk | No. | Opponent         | Year |
|----|-----|------------------|------|
| 1  | 15  | Central Arkansas | 1937 |



# OPPONENT RECORDS

RECORDS

## MOST EXTRA POINT ATTEMPTS

| Rk | No. | Opponent       | Year |
|----|-----|----------------|------|
| T1 | 10  | Louisiana Tech | 1998 |
| T1 | 10  | LSU            | 1991 |

## MOST EXTRA POINTS MADE

| Rk | No. | Opponent | Year |
|----|-----|----------|------|
| 1  | 10  | LSU      | 1991 |

## MOST FIELD GOALS ATTEMPTED

| Rk | No. | Opponent  | Year |
|----|-----|-----------|------|
| 1  | 7   | Texas A&M | 1983 |

## MOST FIELD GOALS MADE

| Rk | No. | Opponent  | Year |
|----|-----|-----------|------|
| T1 | 6   | Wyoming   | 1990 |
| T1 | 6   | Texas A&M | 1983 |

## MOST PUNTS

| Rk | No. | Opponent | Year |
|----|-----|----------|------|
| 1  | 13  | Lamar    | 1975 |

## MOST PUNT YARDS

| Rk | No. | Opponent         | Year |
|----|-----|------------------|------|
| 1  | 506 | New Mexico State | 2017 |

## BEST AVERAGE PUNT

| Rk | No.  | Opponent | Year |
|----|------|----------|------|
| 1  | 57.0 | Memphis  | 2022 |

## MOST PUNT RETURNS

| Rk | No. | Opponent | Year |
|----|-----|----------|------|
| 1  | 10  | UAB      | 1997 |

## MOST PUNT RETURN YARDS

| Rk | No. | Opponent | Year |
|----|-----|----------|------|
| 1  | 160 | Oklahoma | 2000 |

## BEST AVERAGE PUNT RETURN

| Rk | No.  | Opponent    | Year |
|----|------|-------------|------|
| 1  | 42.0 | North Texas | 1988 |

## MOST KICKOFF RETURNS

| Rk | No. | Opponent           | Year |
|----|-----|--------------------|------|
| 1  | 13  | Texas A&M-Commerce | 1987 |

## MOST KICKOFF RETURN YARDS

| Rk | No. | Opponent | Year |
|----|-----|----------|------|
| 1  | 254 | ULM      | 2017 |

## BEST AVERAGE KICKOFF RETURN

| Rk | No.  | Opponent  | Year |
|----|------|-----------|------|
| 1  | 52.3 | Texas A&M | 2003 |

## MOST PASSES INTERCEPTED

| Rk | No. | Opponent      | Year |
|----|-----|---------------|------|
| T1 | 6   | Utah State    | 2003 |
| T1 | 6   | Southern Miss | 1979 |

## MOST INTERCEPTION RETURN YARDS

| Rk | No. | Opponent | Year |
|----|-----|----------|------|
| 1  | 111 | LSU      | 1991 |

## MOST FUMBLES

| Rk | No. | Opponent  | Year |
|----|-----|-----------|------|
| 1  | 12  | Louisiana | 1974 |

## MOST FUMBLES LOST

| Rk | No. | Opponent          | Year |
|----|-----|-------------------|------|
| 1  | 6   | Mississippi State | 1956 |

## MOST PENALTIES

| Rk | No. | Opponent | Year |
|----|-----|----------|------|
| 1  | 18  | Trinity  | 1972 |

## MOST PENALTY YARDS

| Rk | No. | Opponent           | Year |
|----|-----|--------------------|------|
| 1  | 189 | Northwestern State | 1976 |



# POSTSEASON RECORDS

## INDIVIDUAL

### MOST RUSHING ATTEMPTS

| Rk | No. | Player vs Opp.              | Year |
|----|-----|-----------------------------|------|
| 1  | 34  | Calvin Harrell (Pecan Bowl) | 1969 |

### MOST YARDS RUSHING

| Rk | No. | Player vs Opp.                   | Year |
|----|-----|----------------------------------|------|
| 1  | 168 | Richie Woite (Refrigerator Bowl) | 1951 |

### LONGEST RUSH

| Rk | No. | Player vs Opp.                | Year |
|----|-----|-------------------------------|------|
| 1  | 72  | Rickey Jemison (I-AA Playoff) | 1986 |

### MOST PASSING ATTEMPTS

| Rk | No. | Player vs Opp.                | Year |
|----|-----|-------------------------------|------|
| 1  | 58  | Ryan Aplin (GoDaddy.com Bowl) | 2012 |

### MOST PASS COMPLETIONS

| Rk | No. | Player vs Opp.                 | Year |
|----|-----|--------------------------------|------|
| 1  | 31  | Justice Hansen (Camellia Bowl) | 2017 |

### MOST PASSING YARDS

| Rk | No. | Player vs Opp.                | Year |
|----|-----|-------------------------------|------|
| 1  | 403 | Fredi Knighten (GoDaddy Bowl) | 2015 |

### LONGEST PASS PLAY

| Rk | No. | Player vs Opp.                         | Year |
|----|-----|--|------|
| T1 | 75  | J. Hansen to K. Sanders (Cure Bowl)    | 2016 |
| T1 | 75  | B. Crocker to S. Lockhard (Pecan Bowl) | 1969 |

### MOST PLAYS

| Rk | No. | Player vs Opp.                 | Year |
|----|-----|--------------------------------|------|
| 1  | 74  | Justice Hansen (Camellia Bowl) | 2017 |

### MOST TOTAL YARDS

| Rk | No. | Player vs Opp.                | Year |
|----|-----|-------------------------------|------|
| 1  | 430 | Layne Hatcher (Camellia Bowl) | 2019 |

### MOST RECEPTIONS

| Rk | No. | Player vs Opp.                     | Year |
|----|-----|------------------------------------|------|
| T1 | 11  | J.D. McKissic (GoDaddy.com Bowl)   | 2013 |
| T1 | 11  | Taylor Scokemer (GoDaddy.com Bowl) | 2012 |

### MOST RECEIVING YARDS

| Rk | No. | Player vs Opp.                     | Year |
|----|-----|------------------------------------|------|
| 1  | 185 | Taylor Scokemer (GoDaddy.com Bowl) | 2012 |

### MOST TOUCHDOWN CATCHES

| Rk | No. | Player vs Opp.              | Year |
|----|-----|-----------------------------|------|
| T1 | 3   | Kendall Sanders (Cure Bowl) | 2016 |
| T1 | 3   | Booker Mays (GoDaddy Bowl)  | 2015 |

### MOST POINTS SCORED

| Rk | No. | Player vs Opp.                  | Year |
|----|-----|---------------------------------|------|
| T1 | 18  | Kendall Sanders (Cure Bowl)     | 2016 |
| T1 | 18  | Richie Woit (Refrigerator Bowl) | 1951 |

### MOST TOUCHDOWNS

| Rk | No. | Player vs Opp.                  | Year |
|----|-----|---------------------------------|------|
| T1 | 3   | Kendall Sanders (Cure Bowl)     | 2016 |
| T1 | 3   | Booker Mays (GoDaddy Bowl)      | 2015 |
| T1 | 3   | Richie Woit (Refrigerator Bowl) | 1951 |

### MOST EXTRA POINT ATTEMPTS

| Rk | No. | Player vs Opp.                   | Year |
|----|-----|----------------------------------|------|
| T1 | 7   | Scott Roper (I-AA Playoff)       | 1986 |
| T1 | 7   | Don LaPlante (Refrigerator Bowl) | 1951 |

### MOST EXTRA POINTS MADE

| Rk | No. | Player vs Opp.             | Year |
|----|-----|----------------------------|------|
| 1  | 7   | Scott Roper (I-AA Playoff) | 1986 |

### MOST FIELD GOALS ATTEMPTED

| Rk | No. | Player vs Opp.             | Year |
|----|-----|----------------------------|------|
| T1 | 4   | Blake Grupe (Arizona Bowl) | 2018 |
| T1 | 4   | Brian Davis (GoDaddy Bowl) | 2014 |

### MOST FIELD GOALS MADE

| Rk | No. | Player vs Opp.             | Year |
|----|-----|----------------------------|------|
| 1  | 3   | Brian Davis (GoDaddy Bowl) | 2014 |

### LONGEST FIELD GOAL

| Rk | No. | Player vs Opp.              | Year |
|----|-----|-----------------------------|------|
| 1  | 46  | Blake Grupe (Camellia Bowl) | 2019 |

### MOST PUNTS

| Rk | No. | Player vs Opp.            | Year |
|----|-----|---------------------------|------|
| 1  | 12  | Damon Foncham (Cure Bowl) | 2016 |

### MOST PUNT YARDS

| Rk | No. | Player vs Opp.             | Year |
|----|-----|----------------------------|------|
| 1  | 464 | Damon Fonchame (Cure Bowl) | 2016 |

### HIGHEST PUNT AVERAGE

| Rk | No.  | Player vs Opp.               | Year |
|----|------|------------------------------|------|
| 1  | 47.6 | Steve Sampson (I-AA Playoff) | 1987 |

### LONGEST PUNT

| Rk | No. | Player vs Opp.            | Year |
|----|-----|---------------------------|------|
| 1  | 65  | Stacy Gore (I-AA Playoff) | 1984 |

### MOST PUNT RETURNS

| Rk | No. | Player vs Opp.             | Year |
|----|-----|----------------------------|------|
| 1  | 7   | Todd Horton (I-AA Playoff) | 1986 |



# POSTSEASON RECORDS

## MOST PUNT RETURN YARDS

| Rk | No. | Player vs Opp.                  | Year |
|----|-----|---------------------------------|------|
| T1 | 52  | Billy Ray Bowers (I-AA Playoff) | 1984 |
| T1 | 52  | Terry Whiting (Pecan Bowl)      | 1970 |

## BEST PUNT RETURN AVERAGE

| Rk | No.  | Player vs Opp.             | Year |
|----|------|----------------------------|------|
| 1  | 26.0 | Terry Whiting (Pecan Bowl) | 1970 |

## LONGEST PUNT RETURN

| Rk | No. | Player vs Opp.             | Year |
|----|-----|----------------------------|------|
| 1  | 48  | Terry Whiting (Pecan Bowl) | 1970 |

## MOST KICKOFF RETURNS

| Rk | No. | Player vs Opp.              | Year |
|----|-----|-----------------------------|------|
| T1 | 5   | Fred Barnett (I-AA Playoff) | 1987 |
| T1 | 5   | Earl Easley (Diamond Bowl)  | 1986 |

## MOST KICKOFF RETURN YARDS

| Rk | No. | Player vs Opp.                   | Year |
|----|-----|----------------------------------|------|
| 1  | 174 | Blaise Taylor (New Orleans Bowl) | 2015 |

## LONGEST KICKOFF RETURN

| Rk | No. | Player vs Opp.                   | Year |
|----|-----|----------------------------------|------|
| 1  | 98  | Blaise Taylor (New Orleans Bowl) | 2015 |

## MOST INTERCEPTIONS

| Rk | No. | Player vs Opp.                  | Year |
|----|-----|---------------------------------|------|
| T1 | 2   | BJ Edmonds (Camellia Bowl)      | 2017 |
| T1 | 2   | Mike Adams (I-AA Playoff)       | 1986 |
| T1 | 2   | Billy Ray Bowers (I-AA Playoff) | 1984 |
| T1 | 2   | Dennis Meyer (Pecan Bowl)       | 1968 |
| T1 | 2   | John Koldus (Refrigerator Bowl) | 1952 |

## MOST INTERCEPTION RETURN YARDS

| Rk | No. | Player vs Opp.              | Year |
|----|-----|-----------------------------|------|
| 1  | 94  | Money Hunter (GoDaddy Bowl) | 2015 |

## LONGEST INTERCEPTION RETURN

| Rk | No. | Player vs Opp.              | Year |
|----|-----|-----------------------------|------|
| 1  | 94  | Money Hunter (GoDaddy Bowl) | 2015 |

## TEAM

### MOST RUSHING ATTEMPTS

| Rk | No. | Game                    | Year |
|----|-----|-------------------------|------|
| 1  | 71  | I-AA Playoff (Delaware) | 1986 |

### MOST YARDS RUSHING

| Rk | No. | Game                    | Year |
|----|-----|-------------------------|------|
| 1  | 526 | I-AA Playoff (Delaware) | 1986 |

### MOST PASSING ATTEMPTS

| Rk | No. | Game             | Year |
|----|-----|------------------|------|
| T1 | 58  | Camellia Bowl    | 2017 |
| T1 | 58  | GoDaddy.com Bowl | 2011 |

### MOST PASSES COMPLETED

| Rk | No. | Opponent      | Year |
|----|-----|---------------|------|
| 1  | 32  | Camellia Bowl | 2017 |

### MOST PASSING YARDS

| Rk | No. | Opponent     | Year |
|----|-----|--------------|------|
| 1  | 403 | GoDaddy Bowl | 2015 |

### MOST PASSING TOUCHDOWNS

| Rk | No. | Opponent     | Year |
|----|-----|--------------|------|
| 1  | 5   | GoDaddy Bowl | 2015 |

### MOST PASSES HAD INTERCEPTED

| Rk | No. | Opponent          | Year |
|----|-----|-------------------|------|
| T1 | 3   | Arizona Bowl      | 2018 |
| T1 | 3   | GoDaddy.com Bowl  | 2011 |
| T1 | 3   | Pecan Bowl        | 1970 |
| T1 | 3   | Refrigerator Bowl | 1952 |

### BEST COMPLETION PERCENTAGE

| Rk | No.  | Opponent                 | Year |
|----|------|--------------------------|------|
| 1  | .700 | GoDaddy.com Bowl [21/30] | 2013 |

### MOST PLAYS

| Rk | No. | Opponent      | Year |
|----|-----|---------------|------|
| 1  | 97  | Camellia Bowl | 2017 |

### MOST TOTAL YARDS

| Rk | No. | Opponent                | Year |
|----|-----|-------------------------|------|
| 1  | 646 | I-AA Playoff (Delaware) | 1986 |

### MOST POINTS

| Rk | No. | Opponent                | Year |
|----|-----|-------------------------|------|
| 1  | 55  | I-AA Playoff (Delaware) | 1986 |

### MOST TOUCHDOWNS

| Rk | No. | Opponent                | Year |
|----|-----|-------------------------|------|
| T1 | 7   | I-AA Playoff (Delaware) | 1986 |
| T1 | 7   | Refrigerator Bowl       | 1951 |





**MOST EXTRA POINTS**

| Rk | No. | Opponent                | Year |
|----|-----|-------------------------|------|
| 1  | 7   | I-AA Playoff (Delaware) | 1986 |

**MOST FIELD GOALS**

| Rk | No. | Game         | Year |
|----|-----|--------------|------|
| 1  | 3   | GoDaddy Bowl | 2014 |

**MOST PUNTS**

| Rk | No. | Game      | Year |
|----|-----|-----------|------|
| 1  | 12  | Cure Bowl | 2016 |

**BEST PUNT AVERAGE**

| Rk | No.  | Game                         | Year |
|----|------|------------------------------|------|
| 1  | 47.6 | I-AA Playoff (Northern Iowa) | 1987 |

**MOST FIRST DOWNS**

| Rk | No. | Game          | Year |
|----|-----|---------------|------|
| 1  | 31  | Camellia Bowl | 2019 |

**MOST FUMBLES**

| Rk | No. | Game                         | Year |
|----|-----|------------------------------|------|
| T1 | 5   | I-AA Playoff (Northern Iowa) | 1987 |
| T1 | 5   | I-AA Playoff (Grambling)     | 1985 |
| T1 | 5   | I-AA Playoff (Montana State) | 1984 |
| T1 | 5   | I-AA Playoff (Chattanooga)   | 1984 |

**MOST FUMBLES LOST**

| Rk | No. | Game                         | Year |
|----|-----|------------------------------|------|
| 1  | 5   | I-AA Playoff (Montana State) | 1984 |

**MOST PENALTIES**

| Rk | No. | Game      | Year |
|----|-----|-----------|------|
| 1  | 15  | Cure Bowl | 2016 |

**MOST BLOCKED KICKS**

| Rk | No. | Game              | Year |
|----|-----|-------------------|------|
| 1  | 2   | Refrigerator Bowl | 1951 |

**MOST FUMBLES RECOVERED**

| Rk | No. | Game                    | Year |
|----|-----|-------------------------|------|
| T1 | 3   | Cure Bowl               | 2016 |
| T1 | 3   | I-AA Playoff (Delaware) | 1986 |
| T1 | 3   | I-AA Playoff (Nevada)   | 1985 |



# CENTENNIAL BANK STADIUM RECORDS

## INDIVIDUAL

### MOST POINTS SCORED

| No. | Player vs Opp.                       | Year |
|-----|--------------------------------------|------|
| 30  | Corey Walker (ASU) vs Louisiana Tech | 1996 |

### MOST TOUCHDOWNS

| No. | Player vs Opp.                       | Year |
|-----|--------------------------------------|------|
| 5   | Corey Walker (ASU) vs Louisiana Tech | 1996 |

### MOST EXTRA POINTS

| No. | Player vs Opp.                          | Year |
|-----|---|------|
| 11  | Josh Arauco (ASU) vs Texas Southern     | 2009 |
| 11  | Scott Roper (ASU) vs Texas A&M-Commerce | 1987 |

### MOST FIELD GOALS

| No. | Player vs Opp.                        | Year |
|-----|---------------------------------------|------|
| 6   | Brian Davis (ASU) vs Central Arkansas | 2012 |

### LONGEST FIELD GOAL

| No. | Player vs Opp.                   | Year |
|-----|----------------------------------|------|
| 63  | Scott Roper (ASU) vs North Texas | 1987 |
| 63  | Joe Duren (ASU) vs McNeese State | 1974 |

### MOST RUSHING YARDS

| No. | Player vs Opp.                    | Year |
|-----|-----------------------------------|------|
| 272 | Joe Abdullah (Pacific)            | 1994 |
| 269 | LaDainian Tomlinson (TCU)         | 1999 |
| 242 | Willie English (UCF)              | 1991 |
| 238 | Chris Smith (Louisiana)           | 2021 |
| 235 | Irving Spikes (ULM)               | 1993 |
| 234 | Stephen Starring (McNeese State)  | 1980 |
| 229 | Marcus Cox (Appalachian State)    | 2014 |
| 225 | Reggie Arnold (ASU) vs Louisiana  | 2007 |
| 223 | John Henry White (Louisiana Tech) | 1977 |
| 221 | Michael Gordon (ASU) vs Idaho     | 2015 |

### MOST RUSHING ATTEMPTS

| No. | Player vs Opp.          | Year |
|-----|-------------------------|------|
| 43  | Barry Redden (Richmond) | 1981 |

### LONGEST RUSH

| No. | Player vs Opp.               | Year |
|-----|------------------------------|------|
| 99  | Montrell Johnson (Louisiana) | 2021 |

### MOST PASS ATTEMPTS

| No. | Player vs Opp.                | Year |
|-----|-------------------------------|------|
| 56  | Patrick Mitchell (Utah State) | 1995 |

### MOST COMPLETIONS

| No. | Player vs Opp.   | Year |
|-----|------------------|------|
| 37  | Cody Wells (ULM) | 2012 |

### MOST YARDS PASSING

| No. | Player vs Opp.              | Year |
|-----|-----------------------------|------|
| 508 | Tim Rattay (Louisiana Tech) | 1998 |

### MOST TOUCHDOWN PASSES

| No. | Player vs Opp.              | Year |
|-----|-----------------------------|------|
| 7   | Tim Rattay (Louisiana Tech) | 1998 |

### MOST PASSES HAD INTERCEPTED

| No. | Player vs Opp.             | Year |
|-----|----------------------------|------|
| 5   | David Bates (UT Arlington) | 1985 |

### BEST COMPLETION PCT (MIN 10 ATT)

| No. | Player vs Opp.                     | Year |
|-----|------------------------------------|------|
| 100 | Layne Hatcher [12-12] (ASU) vs UCA | 2021 |

### LONGEST PASS PLAY

| No. | Player vs Opp.                            | Year |
|-----|---|------|
| 99  | G. McCall to I. Likley (Coastal Carolina) | 2021 |

### MOST PLAYS

| No. | Player vs Opp.               | Year |
|-----|------------------------------|------|
| 92  | Justice Hansen (ASU) vs Troy | 2017 |

### MOST TOTAL YARDS

| No. | Player vs Opp.               | Year |
|-----|------------------------------|------|
| 489 | Justice Hansen (ASU) vs Troy | 2017 |

### MOST RECEPTIONS

| No. | Player vs Opp.                          | Year |
|-----|---|------|
| 15  | Jonathan Adams Jr. (ASU) vs Georgia St. | 2020 |

### MOST RECEIVING YARDS

| No. | Player vs Opp.            | Year |
|-----|---------------------------|------|
| 310 | Corey Rucker (ASU) vs ULM | 2020 |

### MOST TOUCHDOWN RECEPTIONS

| No. | Player vs Opp.                   | Year |
|-----|----------------------------------|------|
| 4   | Isaiah Likely (Coastal Carolina) | 2021 |
| 4   | Corey Rucker (ASU) vs ULM        | 2020 |
| 4   | Omar Bayless (ASU) vs SMU        | 2019 |
| 4   | Troy Edwards (Louisiana Tech)    | 1998 |

### MOST PUNTS

| No. | Player vs Opp.            | Year |
|-----|---------------------------|------|
| 12  | Scot Simons (ASU) vs UAB  | 1997 |
| 12  | John Howell (Chattanooga) | 1975 |

### MOST PUNTING YARDS

| No. | Player vs Opp.                          | Year |
|-----|---|------|
| 463 | Dennis Pendergraft (Northwestern State) | 1978 |



**BEST PUNT AVERAGE** (MIN 3 PUNTS)

| No.  | Player vs Opp.                           | Year |
|------|--|------|
| 58.0 | Stephen Hogan (ASU) vs Appalachian State | 2014 |

**LONGEST PUNT**

| No. | Player vs Opp.             | Year |
|-----|----------------------------|------|
| 80  | Joe Slayton (ASU) vs Lamar | 1979 |

**MOST KICKOFF RETURNS**

| No. | Player vs Opp.                | Year |
|-----|-------------------------------|------|
| 9   | Alan Lamar (ASU) vs App State | 2021 |

**MOST KICKOFF RETURN YARDS**

| No. | Player vs Opp.                       | Year |
|-----|--------------------------------------|------|
| 185 | Alan Lamar (ASU) vs Coastal Carolina | 2021 |

**LONGEST KICKOFF RETURN**

| No. | Player vs Opp.               | Year |
|-----|------------------------------|------|
| 99  | Marcus Jones (Troy)          | 2017 |
| 99  | Michael Adams (ASU) vs Lamar | 1986 |

**MOST PUNT RETURNS**

| No. | Player vs Opp.                             | Year |
|-----|--|------|
| 8   | Steve Hanschen (ASU) vs Northwestern State | 1978 |

**MOST PUNT RETURN YARDS**

| No. | Player vs Opp.                   | Year |
|-----|----------------------------------|------|
| 130 | James Johnson (ASU) vs UT Martin | 2005 |

**LONGEST PUNT RETURN**

| No. | Player vs Opp.                             | Year |
|-----|--|------|
| 89  | Kevin Jones (ASU) vs Memphis <sup>TD</sup> | 2007 |

**MOST INTERCEPTIONS**

| No. | Player vs Opp.                  | Year |
|-----|---------------------------------|------|
| 3   | Chris Thompson (Nicholls State) | 2001 |
| 3   | Greg Lee (ASU) vs UT Arlington  | 1985 |

**MOST INTERCEPTION RETURN YARDS**

| No. | Player vs Opp.      | Year |
|-----|---------------------|------|
| 100 | Marcus Jones (Troy) | 2017 |

**LONGEST INTERCEPTION RETURN**

| No. | Player vs Opp.      | Year |
|-----|---------------------|------|
| 100 | Marcus Jones (Troy) | 2017 |

**TEAM**

**MOST POINTS SCORED**

| No. | Opponent                         | Year |
|-----|----------------------------------|------|
| 83  | Arkansas State vs Texas Southern | 2009 |

**MOST COMBINED POINTS**

| No. | Opponent                                  | Year |
|-----|---|------|
| 111 | Arkansas State (59) vs Georgia State (52) | 2020 |

**MOST TOTAL YARDS**

| No. | Opponent                           | Year |
|-----|------------------------------------|------|
| 764 | Arkansas State vs New Mexico State | 2014 |

**MOST YARDS RUSHING**

| No. | Opponent                    | Year |
|-----|-----------------------------|------|
| 621 | Arkansas State vs UT Martin | 1984 |

**MOST YARDS PASSING**

| No. | Opponent       | Year |
|-----|----------------|------|
| 552 | Louisiana Tech | 1998 |

**MOST FIRST DOWNS**

| No. | Opponent                  | Year |
|-----|---------------------------|------|
| 35  | Arkansas State vs Memphis | 2021 |

**MOST PLAYS**

| No. | Opponent                     | Year |
|-----|------------------------------|------|
| 99  | Arkansas State vs Utah State | 1995 |

**FEWEST YARDS ALLOWED**

| No. | Opponent                      | Year |
|-----|-------------------------------|------|
| 57  | Arkansas State vs Chattanooga | 1975 |

**FEWEST RUSHING YARDS ALLOWED**

| No. | Opponent                         | Year |
|-----|----------------------------------|------|
| 11  | Arkansas State vs Louisiana Tech | 1983 |

**FEWEST PASSING YARDS ALLOWED**

| No. | Opponent  | Year |
|-----|-----------|------|
| -3  | Louisiana | 1981 |



# ATTENDANCE RECORDS

RECORDS



A Centennial Bank Stadium record crowd of 31,243 saw A-State defeat Middle Tennessee in 2012

## ALL-TIME TOP-ASTATE CROWDS

| Crowd   | Opponent      | Result   | Year |
|---------|---------------|----------|------|
| 102,368 | at Tennessee  | 27-48, L | 2007 |
| 100,495 | at Alabama    | 7-57, L  | 2018 |
| 100,067 | at Ohio State | 12-45, L | 2022 |
| 99,538  | at Tennessee  | 19-34, L | 2014 |
| 92,746  | at Georgia    | 0-55, L  | 2019 |
| 92,138  | at Alabama    | 0-35, L  | 2008 |
| 91,611  | at LSU        | 3-53, L  | 2004 |
| 90,171  | at Nebraska   | 36-43, L | 2017 |
| 86,825  | at Auburn     | 14-51, L | 2016 |
| 86,520  | at Georgia    | 17-45, L | 2001 |
| 85,290  | at Nebraska   | 13-42, L | 2012 |
| 85,035  | at Nebraska   | 9-38, L  | 2009 |
| 84,440  | at Texas      | 13-21, L | 2007 |
| 84,051  | at Florida    | 6-44, L  | 1993 |
| 83,441  | at Auburn     | 26-52, L | 2010 |
| 83,246  | at Auburn     | 9-38, L  | 2013 |
| 80,051  | at LSU        | 6-42, L  | 1998 |
| 79,809  | at USC        | 6-55, L  | 2015 |
| 79,145  | at Georgia    | 7-38, L  | 1997 |
| 78,943  | at Auburn     | 0-27, L  | 2006 |

## TOP A-STATE HOME CROWDS

| Crowd  | Opponent          | Result   | Year |
|--------|-------------------|----------|------|
| 31,243 | Middle Tennessee  | 45-0, W  | 2012 |
| 30,451 | UAPB              | 62-11, W | 2013 |
| 30,427 | Memphis           | 35-47, L | 2004 |
| 30,243 | ULM               | 45-23, W | 2012 |
| 29,872 | Memphis           | 47-3, W  | 2011 |
| 29,465 | Central Arkansas  | 36-35, W | 1997 |
| 29,317 | ULM               | 28-14, W | 2014 |
| 29,143 | Missouri          | 20-27, L | 2015 |
| 29,029 | Utah State        | 21-14, W | 2014 |
| 28,041 | Memphis           | 33-28, W | 2012 |
| 28,012 | Central Arkansas  | 23-28, L | 2016 |
| 27,918 | Central Arkansas  | 53-24, W | 2011 |
| 27,462 | Troy              | 25-32, L | 2017 |
| 26,781 | Idaho             | 48-24, W | 2013 |
| 26,634 | Missouri State    | 70-7, W  | 2015 |
| 26,182 | Toledo            | 10-31, L | 2016 |
| 26,143 | Montana State     | 37-10, W | 2014 |
| 26,012 | Troy              | 41-34, W | 2013 |
| 25,938 | Southern Miss     | 24-27, L | 2008 |
| 25,916 | Coastal Carolina  | 51-17, W | 2017 |
| 25,219 | Louisville        | 24-34, L | 2010 |
| 25,160 | Western Kentucky  | 13-26, L | 2012 |
| 25,112 | Central Arkansas  | 17-7, W  | 1996 |
| 24,578 | Louisiana         | 7-23, L  | 2013 |
| 24,371 | UAPB              | 48-3, W  | 2017 |
| 24,256 | Middle Tennessee  | 31-14, W | 2008 |
| 24,176 | Southern Illinois | 41-28, W | 2019 |

\*Win later vacated due to NCAA sanctions.

Indicates night game (6:00 p.m. or later start)

# CENTENNIAL BANK STADIUM YEARLY ATTENDANCE



| Year | Total   | Games                 | Average | Record |
|------|---------|-----------------------|---------|--------|
| 1974 | 42,735  | Five (5 day, 0 nite)  | 8,547   | 5-0    |
| 1975 | 64,160  | Five (2 day, 3 nite)  | 12,832  | 5-0    |
| 1976 | 53,754  | Five (0 day, 5 nite)  | 10,751  | 3-2    |
| 1977 | 57,694  | Five (2 day, 3 nite)  | 11,539  | 2-2    |
| 1978 | 63,226  | Four (1 day, 3 nite)  | 12,645  | 4-0    |
| 1979 | 75,320  | Five (2 day, 3 nite)  | 15,064  | 2-3    |
| 1980 | 61,282  | Five (1 day, 4 nite)  | 12,257  | 2-3    |
| 1981 | 62,697  | Five (3 day, 2 nite)  | 12,539  | 3-2    |
| 1982 | 68,135  | Five (3 day, 2 nite)  | 13,627  | 2-3    |
| 1983 | 52,956  | Four (1 day, 3 nite)  | 13,239  | 3-2    |
| 1984 | 50,103  | Six (1 day, 5 nite)   | 8,351   | 5-0-1  |
| 1985 | 73,786  | Six (3 day, 3 nite)   | 12,298  | 6-0    |
| 1986 | 106,310 | Eight (4 day, 4 nite) | 13,289  | 8-0    |
| 1987 | 78,876  | Five (1 day, 4 nite)  | 15,775  | 4-1    |
| 1988 | 53,128  | Four (1 day, 3 nite)  | 13,295  | 2-2    |
| 1989 | 77,864  | Five (1 day, 4 nite)  | 15,573  | 2-3    |
| 1990 | 45,958  | Three (2 day, 1 nite) | 15,319  | 2-1    |
| 1991 | 104,727 | Six (3 day, 3 nite)   | 17,454  | 1-5    |
| 1992 | 44,500  | Four (4 day, 0 nite)  | 11,125  | 1-3    |
| 1993 | 61,320  | Five (2 day, 3 nite)  | 12,264  | 2-3    |
| 1994 | 34,763  | Four (2 day, 2 nite)  | 8,691   | 1-3    |
| 1995 | 50,850  | Six (3 day, 3 nite)   | 8,475   | 5-1    |
| 1996 | 72,863  | Five (2 day, 3 nite)  | 14,565  | 4-1    |
| 1997 | 71,721  | Five (2 day, 3 nite)  | 14,344  | 2-3    |
| 1998 | 63,652  | Six (6 day, 0 nite)   | 10,609  | 3-3    |
| 1999 | 60,022  | Five (3 day, 2 nite)  | 12,044  | 3-2    |
| 2000 | 57,571  | Five (3 day, 2 nite)  | 11,514  | 1-4    |
| 2001 | 69,687  | Five (3 day, 2 nite)  | 11,614  | 2-4    |
| 2002 | 60,702  | Six (3 day, 3 nite)   | 13,199  | 4-2    |
| 2003 | 87,439  | Four (1 day, 3 nite)  | 16,826  | 3-1    |
| 2004 | 61,307  | Four (0 day, 4 nite)  | 15,327  | 2-2    |
| 2005 | 77,382  | Five (0 day, 5 nite)  | 15,476  | 5-0*   |
| 2006 | 71,528  | Four (1 day, 3 nite)  | 17,882  | 3-1*   |
| 2007 | 102,237 | Six (1 day, 5 nite)   | 17,040  | 5-1    |
| 2008 | 105,525 | Five (1 day, 4 nite)  | 21,105  | 4-1    |
| 2009 | 88,445  | Five (2 day, 3 nite)  | 17,689  | 3-2    |
| 2010 | 86,969  | Five (2 day, 3 nite)  | 17,394  | 4-2    |
| 2011 | 127,541 | Six (0 day, 6 nite)   | 21,256  | 6-0    |
| 2012 | 158,389 | Six (1 day, 5 nite)   | 26,398  | 5-1    |
| 2013 | 149,477 | Six (1 day, 5 nite)   | 24,860  | 5-1    |
| 2014 | 149,163 | Six (3 day, 3 nite)   | 24,860  | 5-1    |
| 2015 | 138,043 | Six (1 day, 5 nite)   | 23,007  | 5-1    |
| 2016 | 136,200 | Six (1 day, 5 nite)   | 22,700  | 4-2    |
| 2017 | 119,538 | Five (1 day, 4 nite)  | 23,908  | 4-1    |
| 2018 | 119,001 | Six (2 day, 4 nite)   | 19,834  | 4-2    |
| 2019 | 124,017 | Six (2 day, 4 nite)   | 20,670  | 4-2    |
| 2020 | 24,095^ | Five (4 day, 1 nite)  | 4,819   | 3-2    |
| 2021 | 67,265  | Six (2 Day, 4 nite)   | 11,211  | 1-5    |
| 2022 | 91,592  | Six (2 Day, 4 nite)   | 15,265  | 3-3    |

^ - Attendance limited due to COVID-19 Pandemic

RECORDS



# COACHING RECORDS

RECORDS



F.T. Parks



Clinton Young



Earl W. Brannon



Foy Hammons



Tom Dandelet



Bill Stanley



Herbert Schwartz



Jack Dale



E.T. Renfro



Tommie Mills



Leslie Speck



Bill Adams



J.A. Tomlinson



Forrest England



Glen Harmeson



Gene Harlow



Hugh Taylor



King Block



Bennie Ellender



Bill Davidson



Larry Lacewell



Al Kincaid



Ray Perkins



John Bobo



Joe Hollis



Steve Roberts



Hugh Freeze



Gus Malzahn



Bryan Harsin



Blake Anderson



Butch Jones

| Coach                    | Years     | Seasons    | Games       | W-L-T                         | Pct.        |
|--------------------------|-----------|------------|-------------|-------------------------------|-------------|
| F.T. Parks               | 1911-12   | 2          | 6           | 4-2-0                         | .667        |
| Clinton Young            | 1913      | 1          | 5           | 3-1-1                         | .700        |
| Earl W. Brannon          | 1914-17   | 4          | 27          | 16-9-2                        | .522        |
| Foy Hammons              | 1919-21   | 3          | 19          | 8-10-1                        | .447        |
| Tom Dandelet             | 1922-23   | 2          | 14          | 0-13-1                        | .036        |
| Bill Stanley             | 1924      | 1          | 8           | 4-4-0                         | .500        |
| Herbert Schwartz         | 1925-30   | 6          | 45          | 18-21-6                       | .467        |
| Jack Dale                | 1931-32   | 2          | 15          | 9-6-0                         | .600        |
| E.T. Renfro              | 1933      | 1          | 8           | 2-4-2                         | .375        |
| Tommie Mills             | 1934-35   | 2          | 17          | 4-12-1                        | .265        |
| Leslie Speck             | 1936-38   | 3          | 20          | 7-13-0                        | .350        |
| Bill Adams               | 1939-41   | 3          | 21          | 5-14-2                        | .286        |
| J.A. 'Ike' Tomlinson     | 1945      | 1          | 7           | 2-4-1                         | .357        |
| Forrest 'Frosty' England | 1946-53   | 8          | 79          | 49-21-9                       | .677        |
| Glen Harmeson            | 1954      | 1          | 9           | 1-8-0                         | .111        |
| Gene Harlow              | 1955-57   | 3          | 27          | 15-12-0                       | .556        |
| Hugh 'Bones' Taylor      | 1958-59   | 2          | 18          | 7-11-0                        | .389        |
| King Block               | 1960-62   | 3          | 27          | 13-14-0                       | .482        |
| Bennie Ellender          | 1963-70   | 8          | 76          | 52-20-4                       | .711        |
| Bill Davidson            | 1971-78   | 8          | 84          | 51-32-1                       | .613        |
| Larry Lacewell           | 1979-89   | 11         | 131         | 69-58-4                       | .542        |
| Al Kincaid               | 1990-91   | 2          | 22          | 4-17-1                        | .205        |
| Ray Perkins              | 1992      | 1          | 11          | 2-9-0                         | .182        |
| John Bobo                | 1993-96   | 4          | 44          | 13-30-1                       | .307        |
| Joe Hollis               | 1997-2001 | 5          | 56          | 13-43-0                       | .232        |
| Steve Roberts            | 2002-10   | 9          | 108         | 35-63-0*                      | .357        |
| Hugh Freeze              | 2011      | 1          | 12          | 10-2-0                        | .833        |
| Gus Malzahn              | 2012      | 1          | 12          | 9-3-0                         | .750        |
| Bryan Harsin             | 2013      | 1          | 12          | 7-5-0                         | .583        |
| Blake Anderson           | 2014-20   | 7          | 87          | 51-36-0                       | .586        |
| Butch Jones              | 2021-cur. | 2          | 24          | 5-19                          | .208        |
| <b>Totals</b>            |           | <b>108</b> | <b>1052</b> | <b>488-517-37<sup>^</sup></b> | <b>.486</b> |

\* 10 wins later vacated due to NCAA sanctions. Actual on-field record was 45-63 for a .417 winning percentage

<sup>^</sup> Actual on-field record is 498-517-37 for a .491 winning percentage





| Coach            | Years               |
|------------------|---------------------|
| Doug Allen       | 1992-96             |
| Jody Allen       | 1992-93             |
| Tom Allen        | 2011                |
| Ryan Aplin       | 2021                |
| Wayne Armstrong  | 1963-67             |
| Blake Baker      | 2013                |
| Curt Baldus      | 2021                |
| Corey Batoon     | 2009-11             |
| Brad Bedell      | 2013                |
| Tate Behne       | 2002-07             |
| Walt Bell        | 2014-15             |
| King Block       | 1955-59             |
| John Bobo        | 1992                |
| Julius Brown     | 2013                |
| Chris Buckner    | 2018                |
| Leon Burnett     | 1999-01             |
| Keith Butler     | 1998                |
| Ron Calcagni     | 1984-86             |
| Bill Caldwell    | 1961                |
| Steve Caldwell   | 1985-89, 2013       |
| Roger Carr       | 1991                |
| Jeff Carter      | 1999-01             |
| Joe Cauthen      | 2014-18             |
| Kyle Cefalo      | 2017-20             |
| Pat Collins      | 1990                |
| Josh Conklin     | 2023                |
| Mike Conway      | 2001                |
| Kevin Corless    | 2002-10             |
| Sean Coughlin    | 2019-20             |
| Denny Creehan    | 1997                |
| Jack Curtis      | 2002-08             |
| Keith Daniels    | 1990-91             |
| Bill Davidson    | 1965-69             |
| Phil Davis       | 1983, 1987-91, 2001 |
| Bob Denton       | 1959                |
| Dan Dodd         | 2014-16             |
| Elijah Drinkwitz | 2012-13             |
| Butch Duncan     | 1973                |
| David Duggan     | 2019-20             |
| Scott Durham     | 1992-97             |
| Parker Dykes     | 1973-79             |
| Brian Early      | 2014-18             |
| Glen Earbee      | 2014-15             |
| Bennie Ellender  | 1962                |
| Buster Faulkner  | 2016-18             |
| Adam Federle     | 2010                |
| Randy Fichtner   | 1997-01             |
| Don Floyd        | 1964                |
| Hugh Freeze      | 2010                |
| Bubba Gibson     | 1990-91             |
| Tony Gilbert     | 2002-10             |
| Clinton Gore     | 1971-73             |
| J.B. Grimes      | 2012                |
| Nick Grimes      | 2023                |
| David Gunn       | 2002-12             |
| Marvin Hagaman   | 1968-70             |
| Brandon Hall     | 2012                |
| Bush Hamdan      | 2013                |
| Mike Hand        | 1990-96             |
| Rob Harley       | 2021-cur.           |
| Maurice Harris   | 2008-11             |
| Eldon Hawley     | 1980-89             |
| Grant Heard      | 2011                |
| Keith Heckendorf | 2019-cur.           |
| Ricky Herzog     | 1991-96             |
| Darren Hillier   | 2002-11             |
| Dalton Hilliard  | 2021                |
| Don Hoggard      | 1983-91             |

| Coach             | Years      |
|-------------------|------------|
| Palmer Hossler    | 1990-96    |
| Kenny Ingram      | 2012, 2020 |
| Dean Jackson      | 2012       |
| Jim Jackson       | 1959-61    |
| Rashad Jackson    | 2019-20    |
| Allen Johnson     | 2014-20    |
| Jesse Johnson     | 1959-61    |
| Brandon Joiner    | 2019-21    |
| Joe Jones         | 1968-70    |
| Tom Jordan        | 1994-96    |
| Tim Keane         | 1973-89    |
| Chris Kiffin      | 2011       |
| Andy Kwon         | 2021-cur.  |
| Larry Lacewell    | 1960-61    |
| Harry Larche      | 1952       |
| Rhett Lashlee     | 2012       |
| Derrick Lett      | 2021-cur.  |
| Desmond Lindsey   | 2019-20    |
| Marquase Lovings  | 2022-cur.  |
| Mike Malham       | 1971-84    |
| Jim Marshall      | 2001       |
| Pat Massey        | 1979-82    |
| Mike McCarty      | 2004-07    |
| Pete McGinnis     | 1992-95    |
| Norval McKenzie   | 2016-18    |
| David Mitchell    | 1975-91    |
| Karl Morgan       | 1997-00    |
| Nick Paremski     | 2018-20    |
| Duyane Parker     | 1955-56    |
| Luke Paschall     | 2014-17    |
| Darrell Patterson | 2001       |
| Kevin Peoples     | 2002-09    |
| Rick Petri        | 1980-88    |
| Ed Pinkham        | 2019-20    |
| Larry Porter      | 1999-01    |
| Vinson Reynolds   | 2022-cur.  |
| Jeff Richards     | 1991-96    |
| Kent Riddle       | 2013       |
| Troy Rothenbuhler | 1997-01    |
| Allen Rudolph     | 2016-18    |
| Doug Ruse         | 2002-09    |
| David Saunders    | 1996-97    |
| Jon Shalala       | 2021-cur.  |
| Jay Simpson       | 2022-cur.  |
| Scott Skene       | 1993-95    |
| Corby Smith       | 2001       |
| George Smith      | 1979-82    |
| Ken Stephens      | 1960       |
| Greg Studrawa     | 1998-00    |
| Tyler Siskey      | 2008-11    |
| Trooper Taylor    | 2014-18    |
| Bill Templeton    | 1965-79    |
| John Thompson     | 2012-13    |
| Mike Tomlin       | 1997-98    |
| Tommy Tuberville  | 1983-84    |
| Anthony Tucker    | 2013-15    |
| Wilson Waites     | 1967       |
| Sammy Weir        | 1971-72    |
| Barry Wilson      | 1997-00    |
| Paul Wilson       | 1996       |
| Dennis Winston    | 1990-91    |
| Gary Withrow      | 1973-89    |
| Dave Wommack      | 2011       |
| Casey Woods       | 2012       |
| Dante Wright      | 2002-03    |
| Don Yanowsky      | 1997-00    |



# YEARLY OFFENSIVE STATISTICS

RECORDS

| YEAR | PTS (AVG)  | FIRST DOWNS |      |     |       | RUSHING |      |    |       | PASSING |     |      |        |       | TOTAL OFFENSE |      |       | TOP   | 3rd % |
|------|------------|-------------|------|-----|-------|---------|------|----|-------|---------|-----|------|--------|-------|---------------|------|-------|-------|-------|
|      |            | PASS        | RUSH | PEN | TOTAL | ATT     | YDS  | TD | AVG   | COMP    | ATT | YDS  | TD/INT | AVG   | PLAYS         | YDS  | AVG   |       |       |
| 1970 | 322 (32.2) | 73          | 127  | 12  | 212   | 547     | 2249 | 29 | 204.5 | 101     | 212 | 1825 | 11/25  | 165.9 | 759           | 4074 | 370.4 | -     | -     |
| 1971 | 174 (19.3) | 64          | 97   | 10  | 171   | 444     | 1531 | 10 | 179.6 | 96      | 230 | 1617 | 10/18  | 170.1 | 674           | 3148 | 349.7 | -     | -     |
| 1972 | 163 (14.8) | 27          | 125  | 12  | 164   | 625     | 2511 | 21 | 229.5 | 33      | 106 | 647  | 0/15   | 58.5  | 731           | 3158 | 288.0 | -     | -     |
| 1973 | 249 (24.9) | 25          | 130  | 12  | 167   | 571     | 2648 | 30 | 264.8 | 40      | 96  | 568  | 3/7    | 56.8  | 667           | 3216 | 321.6 | -     | -     |
| 1974 | 215 (21.5) | 34          | 126  | 16  | 176   | 565     | 2153 | 21 | 215.3 | 65      | 147 | 689  | 3/13   | 68.9  | 722           | 2842 | 284.2 | -     | -     |
| 1975 | 355 (32.3) | 28          | 181  | 14  | 223   | 746     | 3745 | 42 | 340.5 | 39      | 97  | 538  | 3/7    | 50.7  | 843           | 4303 | 391.2 | -     | -     |
| 1976 | 274 (24.9) | 28          | 140  | 13  | 181   | 639     | 3003 | 32 | 273.0 | 48      | 113 | 761  | 4/6    | 69.2  | 752           | 3764 | 342.2 | -     | 39%   |
| 1977 | 184 (16.7) | 60          | 124  | 17  | 201   | 566     | 2142 | 16 | 194.7 | 95      | 208 | 1423 | 6/13   | 129.4 | 774           | 3565 | 324.1 | -     | -     |
| 1978 | 163 (14.8) | 53          | 104  | 11  | 168   | 581     | 2046 | 12 | 186.0 | 83      | 201 | 1166 | 4/17   | 106.0 | 782           | 3212 | 292.0 | -     | 34%   |
| 1979 | 167 (15.2) | 57          | 104  | 9   | 170   | 540     | 2177 | 13 | 197.9 | 92      | 203 | 112  | 7/18   | 101.1 | 743           | 3289 | 299.0 | -     | 42%   |
| 1980 | 129 (11.7) | 85          | 127  | 28  | 127   | 523     | 1719 | 10 | 156.3 | 52      | 126 | 538  | 5/15   | 48.9  | 658           | 2257 | 205.2 | -     | 28%   |
| 1981 | 177 (16.1) | 24          | 155  | 12  | 199   | 681     | 2928 | 15 | 266.2 | 47      | 100 | 454  | 4/13   | 41.3  | 781           | 3382 | 307.5 | 34.02 | 35%   |
| 1982 | 170 (15.5) | 32          | 150  | 14  | 196   | 657     | 2782 | 17 | 252.9 | 62      | 123 | 783  | 6/9    | 71.2  | 780           | 3565 | 324.1 | 29.57 | 37%   |
| 1983 | 195 (17.7) | 54          | 140  | 13  | 207   | 611     | 2758 | 20 | 250.7 | 96      | 190 | 1219 | 6/10   | 110.8 | 801           | 3977 | 361.5 | 31.54 | 40%   |
| 1984 | 296 (26.9) | 137         | 40   | 7   | 184   | 615     | 3363 | 35 | 279.5 | 67      | 162 | 885  | 2/7    | 80.5  | 777           | 3959 | 359.9 | 32.42 | 39%   |
| 1985 | 289 (26.3) | 140         | 48   | 11  | 199   | 631     | 2870 | 28 | 260.9 | 77      | 161 | 1272 | 10/9   | 115.6 | 792           | 4142 | 376.6 | 32.03 | 37%   |
| 1986 | 304 (27.6) | 42          | 167  | 5   | 214   | 686     | 3259 | 27 | 296.3 | 63      | 127 | 909  | 6/5    | 82.6  | 813           | 4168 | 378.9 | 33.44 | 42%   |
| 1987 | 332 (30.2) | 36          | 159  | 9   | 204   | 660     | 3521 | 37 | 298.5 | 51      | 107 | 782  | 5/6    | 71.6  | 767           | 4065 | 369.6 | 33.31 | 47%   |
| 1988 | 261 (23.7) | 26          | 173  | 19  | 218   | 682     | 3266 | 33 | 296.4 | 40      | 97  | 524  | 3/5    | 47.6  | 779           | 3790 | 344.6 | 32.45 | 42%   |
| 1989 | 291 (23.7) | 38          | 167  | 15  | 220   | 655     | 962  | 26 | 300.7 | 63      | 127 | 962  | 6/6    | 87.5  | 782           | 4270 | 388.2 | 31.50 | 42%   |
| 1990 | 200 (18.2) | 74          | 124  | 26  | 224   | 521     | 2116 | 13 | 192.4 | 120     | 307 | 1887 | 11/17  | 171.6 | 828           | 4003 | 363.9 | 29.49 | 40%   |
| 1991 | 189 (17.2) | 71          | 112  | 21  | 204   | 467     | 2120 | 18 | 164.0 | 126     | 276 | 1813 | 18/17  | 164.8 | 743           | 3617 | 328.8 | 27.30 | 37%   |
| 1992 | 118 (10.7) | 69          | 74   | 14  | 157   | 398     | 1086 | 12 | 97.1  | 132     | 262 | 1570 | 4/7    | 142.7 | 660           | 2638 | 239.8 | 28.34 | 34%   |
| 1993 | 122 (11.1) | 48          | 77   | 10  | 135   | 466     | 1405 | 8  | 127.7 | 108     | 218 | 1228 | 3/6    | 111.6 | 688           | 2633 | 239.4 | 31.22 | 22%   |
| 1994 | 123 (11.2) | 54          | 71   | 11  | 136   | 421     | 1366 | 6  | 124.2 | 122     | 248 | 1209 | 7/10   | 109.9 | 669           | 2575 | 234.1 | 29.09 | 28%   |
| 1995 | 265 (24.1) | 97          | 72   | 21  | 190   | 344     | 1447 | 16 | 131.5 | 206     | 392 | 2263 | 16/14  | 205.7 | 736           | 3710 | 337.3 | 27.14 | 33%   |
| 1996 | 272 (24.7) | 111         | 64   | 23  | 198   | 348     | 1700 | 14 | 154.6 | 213     | 409 | 2388 | 19/20  | 217.1 | 757           | 4088 | 371.6 | -     | 42%   |
| 1997 | 201 (18.2) | 99          | 61   | 21  | 181   | 386     | 1045 | 15 | 95.0  | 157     | 343 | 2267 | 9/16   | 206.1 | 729           | 3312 | 301.1 | 29.19 | 34%   |
| 1998 | 216 (18.0) | 103         | 64   | 12  | 179   | 396     | 1021 | 10 | 85.1  | 194     | 410 | 2875 | 15/13  | 239.6 | 806           | 3896 | 324.7 | 28.16 | 29%   |
| 1999 | 246 (22.4) | 81          | 99   | 13  | 193   | 410     | 1617 | 11 | 147.0 | 139     | 293 | 1999 | 19/9   | 181.7 | 703           | 3616 | 328.7 | 28.54 | 32%   |
| 2000 | 247 (22.5) | 75          | 71   | 12  | 158   | 335     | 1406 | 14 | 127.8 | 177     | 317 | 2023 | 14/9   | 183.9 | 652           | 3429 | 311.7 | 28.10 | 33%   |
| 2001 | 177 (16.1) | 61          | 88   | 17  | 166   | 427     | 1610 | 11 | 146.4 | 125     | 275 | 1505 | 9/15   | 136.8 | 702           | 3115 | 283.2 | 28.59 | 27%   |
| 2002 | 259 (19.9) | 80          | 116  | 11  | 207   | 537     | 2374 | 25 | 182.6 | 150     | 290 | 1868 | 7/9    | 143.7 | 827           | 4242 | 326.3 | 30.55 | 33%   |
| 2003 | 242 (20.2) | 82          | 96   | 17  | 166   | 427     | 1610 | 11 | 147.0 | 139     | 293 | 1999 | 19/9   | 181.7 | 703           | 3616 | 328.7 | 28.54 | 32%   |
| 2004 | 215 (19.5) | 102         | 87   | 10  | 199   | 400     | 1665 | 8  | 151.4 | 177     | 342 | 2270 | 14/17  | 206.4 | 742           | 3935 | 357.7 | 29.32 | 35%   |
| 2005 | 294 (24.5) | 88          | 118  | 13  | 219   | 481     | 2318 | 21 | 193.2 | 162     | 299 | 2123 | 13/10  | 176.9 | 780           | 4441 | 370.1 | 27.57 | 37%   |
| 2006 | 182 (15.2) | 82          | 121  | 21  | 224   | 507     | 2012 | 12 | 167.7 | 144     | 300 | 1735 | 8/15   | 144.6 | 807           | 3747 | 312.2 | 33.03 | 43%   |
| 2007 | 291 (24.2) | 107         | 117  | 19  | 243   | 460     | 2502 | 16 | 176.0 | 205     | 388 | 2446 | 16/16  | 203.8 | 848           | 4558 | 379.8 | 29.51 | 36%   |
| 2008 | 324 (27.0) | 95          | 125  | 18  | 238   | 488     | 2834 | 19 | 203.3 | 167     | 308 | 2346 | 16/8   | 195.5 | 796           | 4786 | 398.8 | 32.50 | 37%   |
| 2009 | 272 (22.7) | 91          | 101  | 16  | 208   | 428     | 2016 | 21 | 135.2 | 191     | 330 | 2323 | 10/12  | 193.6 | 758           | 3946 | 328.8 | 29.48 | 33%   |
| 2010 | 360 (30.0) | 131         | 108  | 23  | 262   | 418     | 1784 | 23 | 148.7 | 266     | 438 | 3057 | 23/12  | 254.8 | 856           | 4841 | 403.4 | 26.57 | 34%   |
| 2011 | 422 (32.5) | 169         | 120  | 15  | 304   | 516     | 2005 | 25 | 154.2 | 326     | 500 | 3817 | 21/16  | 293.6 | 1016          | 5822 | 447.8 | 30.05 | 42%   |
| 2012 | 454 (34.9) | 137         | 159  | 23  | 319   | 540     | 2952 | 31 | 206.2 | 279     | 412 | 3386 | 25/5   | 260.5 | 952           | 6067 | 466.7 | 29.02 | 47%   |
| 2013 | 379 (29.2) | 117         | 147  | 11  | 275   | 579     | 2674 | 31 | 205.7 | 255     | 368 | 2627 | 14/7   | 202.1 | 947           | 5301 | 407.8 | 29.58 | 45%   |
| 2014 | 477 (34.5) | 145         | 139  | 20  | 304   | 576     | 2813 | 35 | 216.4 | 276     | 488 | 3386 | 25/8   | 260.1 | 1024          | 6194 | 476.5 | 28.51 | 38%   |
| 2015 | 520 (40.0) | 151         | 115  | 24  | 290   | 608     | 3007 | 35 | 231.3 | 207     | 365 | 2693 | 23/15  | 207.2 | 973           | 5700 | 438.5 | 30.27 | 39%   |
| 2016 | 355 (27.3) | 124         | 102  | 16  | 242   | 517     | 1784 | 19 | 137.2 | 231     | 402 | 3148 | 21/9   | 242.2 | 919           | 4932 | 379.4 | 29.02 | 29%   |
| 2017 | 454 (34.5) | 190         | 105  | 27  | 322   | 463     | 1831 | 17 | 152.6 | 317     | 512 | 4106 | 38/17  | 342.2 | 975           | 5937 | 494.8 | 28.51 | 44%   |
| 2018 | 394 (30.3) | 157         | 123  | 22  | 302   | 508     | 2423 | 18 | 186.4 | 303     | 472 | 3675 | 28/10  | 282.7 | 980           | 6098 | 469.1 | 30.07 | 40%   |
| 2019 | 438 (33.7) | 96          | 166  | 25  | 287   | 456     | 1977 | 13 | 127.2 | 298     | 469 | 4007 | 37/11  | 312.1 | 925           | 5711 | 439.3 | 27.39 | 40%   |
| 2020 | 362 (32.9) | 170         | 73   | 26  | 269   | 387     | 1370 | 7  | 124.5 | 275     | 463 | 4088 | 39/9   | 364.4 | 850           | 5378 | 489.9 | 28.42 | 40%   |
| 2021 | 303 (25.3) | 163         | 61   | 35  | 259   | 349     | 989  | 4  | 82.4  | 310     | 525 | 3767 | 27/17  | 313.9 | 874           | 4756 | 396.3 | 28.50 | 33%   |
| 2022 | 300 (25.0) | 123         | 66   | 17  | 206   | 381     | 1058 | 16 | 88.2  | 247     | 396 | 2719 | 16/5   | 226.6 | 777           | 3777 | 314.8 | 29.00 | 29%   |

# YEARLY DEFENSIVE STATISTICS



| YEAR | SOLO TKL | AST SKL | TACKLES | TFL-YARDS | SACKS-YARDS | INT-YARDS | BRUP | FR-YARDS | FF |
|------|----------|---------|---------|-----------|-------------|-----------|------|----------|----|
| 1976 | -        | -       | 996     | -         | 38          | 20-263    | -    | 16       | 12 |
| 1977 | -        | -       | 1022    | -         | 39          | 11-100    | -    | 20       | 13 |
| 1978 | -        | -       | 974     | 72        | 45          | 13        | -    | 19       | 13 |
| 1979 | -        | -       | 962     | 50        | 30          | 13        | -    | 19       | -  |
| 1980 | -        | -       | 913     | 53        | 20          | 20        | -    | 17       | 14 |
| 1981 | -        | -       | 816     | 86        | 25          | 10        | -    | 10       | 17 |
| 1982 | -        | -       | 943     | 97        | 27          | 10        | -    | 19       | 12 |
| 1983 | -        | -       | 943     | 66        | 15          | 12        | -    | 16       | -  |
| 1984 | -        | -       | 946     | -         | 52          | 21        | -    | 22       | -  |
| 1985 | 768      | 396     | 1154    | 64-150    | 44-347      | 23-149    | 52   | 17       | 17 |
| 1986 | 653      | 296     | 949     | 56-125    | 27-179      | 18-227    | 45   | 18       | 29 |
| 1987 | 646      | 264     | 910     | 48-101    | 34-210      | 18-164    | 36   | 24       | 18 |
| 1988 | 633      | 310     | 943     | 29-95     | 19-177      | 18-262    | 26   | 21       | 14 |
| 1989 | 652      | 251     | 903     | 43-129    | 36-205      | 14-219    | 39   | 4        | 9  |
| 1990 | 484      | 332     | 816     | 30-95     | 17-127      | 14-339    | 31   | 18       | 16 |
| 1991 | 614      | 419     | 1033    | 33-80     | 9-36        | 6-54      | 33   | 11       | 12 |
| 1992 | 580      | 319     | 899     | 27-56     | 9-36        | 7-74      | 21   | 9        | 7  |
| 1993 | 423      | 459     | 882     | 86-204    | 17-103      | 15-220    | 56   | 8        | 33 |
| 1994 | 453      | 434     | 887     | 55-156    | 12-55       | 13-64     | 31   | 8        | 20 |
| 1995 | 531      | 456     | 987     | 63-195    | 21-169      | 12-190    | 31   | 12       | 15 |
| 1996 | 468      | 451     | 919     | 53-169    | 20-125      | 18-325    | 36   | 4        | 4  |
| 1997 | 427      | 485     | 912     | 37-126    | 21-158      | 7-35      | 23   | 15-74    | -  |
| 1998 | 524      | 538     | 1062    | 106-312   | 32-207      | 13-127    | 43   | 12-18    | -  |
| 1999 | 399      | 464     | 863     | 70-277    | 19-125      | 10-142    | 38   | 9-34     | 9  |
| 2000 | 488      | 377     | 865     | 71-257    | 19-125      | 7-32      | 31   | 8-80     | 4  |
| 2001 | 453      | 368     | 821     | 60-167    | 8-58        | 5-38      | 33   | 15-94    | 9  |
| 2002 | 649      | 468     | 1117    | 88-292    | 39-188      | 16-196    | 49   | 18-27    | 25 |
| 2003 | 484      | 422     | 906     | 75-262    | 17-120      | 13-141    | 44   | 14-152   | 17 |
| 2004 | 474      | 348     | 822     | 49-153    | 13-88       | 8-133     | 32   | 12-85    | 14 |
| 2005 | 565      | 305     | 870     | 86-287    | 27-173      | 13-307    | 39   | 13-0     | 12 |
| 2006 | 440      | 218     | 658     | 55-124    | 13-103      | 19-293    | 30   | 7-19     | 7  |
| 2007 | 500      | 402     | 902     | 56-244    | 13-124      | 13-255    | 34   | 7-18     | 9  |
| 2008 | 471      | 314     | 785     | 81-303    | 26-163      | 15-193    | 39   | 9-139    | 9  |
| 2009 | 493      | 328     | 821     | 67-250    | 22-155      | 8-223     | 31   | 11-41    | 12 |
| 2010 | 512      | 424     | 936     | 68-310    | 27-209      | 11-173    | 33   | 14-58    | 17 |
| 2011 | 473      | 524     | 997     | 99-371    | 35-253      | 19-229    | 56   | 10-67    | 15 |
| 2012 | 495      | 50-9    | 1004    | 74-274    | 19-121      | 13-227    | 46   | 10-73    | 12 |
| 2013 | 452      | 488     | 940     | 71-297    | 26-180      | 9-117     | 57   | 12-64    | 13 |
| 2014 | 613      | 254     | 867     | 86-318    | 37-183      | 16-266    | 44   | 12-93    | 13 |
| 2015 | 330      | 522     | 852     | 88-340    | 31-201      | 26-503    | 51   | 8-41     | 9  |
| 2016 | 502      | 516     | 1018    | 125-441   | 43-265      | 11-136    | 48   | 11-60    | 15 |
| 2017 | 433      | 405     | 838     | 100-407   | 35-216      | 14-198    | 48   | 10-118   | 13 |
| 2018 | 440      | 489     | 929     | 100-370   | 35-222      | 12-145    | 42   | 8-34     | 12 |
| 2019 | 605      | 390     | 995     | 79-283    | 26-161      | 12-205    | 47   | 7-40     | 8  |
| 2020 | 482      | 234     | 719     | 76-296    | 20-157      | 6-115     | 37   | 6-0      | 7  |
| 2021 | 478      | 314     | 792     | 70-153    | 24-121      | 11-109    | 41   | 7-80     | 8  |
| 2022 | 425      | 412     | 837     | 76-242    | 23-122      | 6-115     | 44   | 4-12     | 11 |

RECORDS



# FIRST TEAM ALL-AMERICANS

HISTORY




Randy Barnhill



Bill Bergey




Ray Brown



Dan Buckley



Carter Ray Crawford



Wayne Dorton



Frank Farella



Charlie Fredrick



Calvin Harrell



T.J. Humphreys



Garry Johnson



Ken Jones



Doug Lowery



Dennis Meyer



Bill Phillips



Tommy Spiers



Dan Summers



Clovis Swinney



Jim Wiseman



Richie Woit

KEY: **AP**- Associated Press, **AFCA** - American Football Coaches Association (Kodak), **FN**- Football News, **FWAA**- Football Writers Association of America, **NAIA** - National Association of Intercollegiate Athletics, **SN**- Sporting News, **TM** - Time Magazine, **CFN**- CollegeFootballNews.com, **WC**- Walter Camp Football Foundation

**Randy Barnhill (OG)**  
AP, AFCA, FN 1986

**Bill Bergey (LB)**  
AP, AFCA 1968

**Ray Brown (OT)**  
FN 1985

**Dan Buckley (C)**  
AP 1969

**Carter Ray Crawford (NG)**  
AP, AFCA, FN 1984  
AP, AFCA, FN 1985

**Wayne Dorton (OG)**  
AP 1971

**Frank Farella (OG)**  
NAIA 1957

**Charlie Fredrick (DT)**  
AP, AFCA, FN 1987

**Calvin Harrell (RB)**  
AFCA 1970  
AFCA 1971

**T.J. Humphreys (OG)**  
AP 1976

**Garry Johnson (OT)**  
CFN 2002

**Ken Jones (OG)**  
FWAA, TM, SN 1975

**Doug Lowery (OG)**  
AFCA 1973

**Dennis Meyer (DB)**  
AP, AFCA 1971

**Bill Phillips (OG)**  
AP 1970

**Tommy Spiers (QB)**  
NAIA 1955

**Dan Summers (LB)**  
AP 1964  
AP 1965

**Clovis Swinney (DT)**  
AP, AFCA 1969

**Jim Wiseman (C)**  
AP, FN 1987

**Richie Woit (RB)**  
AP 1953



# ALL-AMERICANS

## FIRST TEAM ALL-AMERICA

### ASSOCIATED PRESS

|      |                          |
|------|--------------------------|
| 1953 | Richie Woit (RB)         |
| 1964 | Dan Summers (LB)         |
| 1965 | Dan Summers (LB)         |
| 1968 | Bill Bergey (LB)         |
| 1969 | Clovis Swinney (DT)      |
| 1970 | Bill Phillips (OG)       |
| 1971 | Wayne Dorton (OG)        |
| 1971 | Dennis Meyer (DB)        |
| 1976 | T.J. Humphreys (OG)      |
| 1984 | Carter Ray Crawford (NG) |
| 1985 | Carter Ray Crawford (NG) |
| 1986 | Randy Barnhill (OG)      |
| 1987 | Charlie Fredrick (DT)    |
| 1987 | Jim Wiseman (C)          |

## AMERICAN FOOTBALL COACHES ASSOCIATION

|      |                          |
|------|--------------------------|
| 1968 | Bill Bergey (LB)         |
| 1969 | Clovis Swinney (DT)      |
| 1970 | Calvin Harrell (RB)      |
| 1971 | Calvin Harrell (RB)      |
| 1971 | Dennis Meyer (DB)        |
| 1973 | Doug Lowrey (OG)         |
| 1984 | Carter Ray Crawford (NG) |
| 1985 | Carter Ray Crawford (NG) |
| 1986 | Randy Barnhill (OG)      |
| 1987 | Charlie Frederick (DT)   |

### FOOTBALL NEWS

|      |                          |
|------|--------------------------|
| 1984 | Carter Ray Crawford (NG) |
| 1985 | Carter Ray Crawford (NG) |
| 1985 | Ray Brown (OT)           |
| 1986 | Randy Barnhill (OG)      |
| 1987 | Charlie Fredrick (DT)    |
| 1987 | Jim Wiseman (C)          |

## FOOTBALL WRITERS ASSOCIATION

|      |                |
|------|----------------|
| 1975 | Ken Jones (OG) |
|------|----------------|

### NAIA

|      |                    |
|------|--------------------|
| 1955 | Tommy Spiers (QB)  |
| 1957 | Frank Farella (OG) |

### SPORTING NEWS

|      |                |
|------|----------------|
| 1975 | Ken Jones (OG) |
|------|----------------|

### TIME MAGAZINE

|      |                |
|------|----------------|
| 1975 | Ken Jones (OG) |
|------|----------------|

## COLLEGEFOOTBALLNEWS.COM

|      |                    |
|------|--------------------|
| 2002 | Garry Johnson (OG) |
|------|--------------------|

## SECOND TEAM ALL-AMERICA

### ASSOCIATED PRESS

|      |                         |
|------|-------------------------|
| 1966 | Terry Gwin (RB)         |
| 1968 | Frank McGuigan (RB)     |
| 1969 | Jack Smith (OT)         |
| 1970 | Calvin Harrell (RB)     |
| 1970 | Dennis Meyer (DB)       |
| 1971 | Calvin Harrell (RB)     |
| 1973 | Doug Lowrey (OG)        |
| 1975 | Jimmy Lisko (DE)        |
| 1982 | Bruce Gartman (P)       |
| 1982 | Mike Morris (LB)        |
| 2020 | Jonathan Adams Jr. (WR) |

### FWAA

|      |                    |
|------|--------------------|
| 2020 | Jonathan Adams Jr. |
|------|--------------------|

### SPORTING NEWS

|      |                         |
|------|-------------------------|
| 2019 | Omar Bayless (WR)       |
| 2020 | Jonathan Adams Jr. (WR) |

### SPORTS NETWORK

|      |                       |
|------|-----------------------|
| 1987 | Charlie Fredrick (DT) |
|------|-----------------------|

### CBS SPORTS

|      |                         |
|------|-------------------------|
| 2020 | Jonathan Adams Jr. (WR) |
|------|-------------------------|

### NAIA

|      |                    |
|------|--------------------|
| 1956 | Frank Farella (OG) |
|------|--------------------|

### SENIOR CLASS AWARD

|      |                 |
|------|-----------------|
| 2012 | Ryan Aplin (QB) |
|------|-----------------|

### FOOTBALL NEWS

|      |                       |
|------|-----------------------|
| 1993 | Marquis Williams (FB) |
| 1993 | Ed Rufus (NG)         |
| 1998 | Ron Teat (TE)         |

### SPORTING NEWS

|      |                         |
|------|-------------------------|
| 2020 | Jonathan Adams Jr. (WR) |
|------|-------------------------|

### PHIL STEELE

|      |                         |
|------|-------------------------|
| 2020 | Jonathan Adams Jr. (WR) |
|------|-------------------------|

### WALTER CAMP FOOTBALL FOUNDATION

|      |                   |
|------|-------------------|
| 2019 | Omar Bayless (WR) |
|------|-------------------|



# ALL-AMERICANS

HISTORY

## SPORTS INFO SOLUTIONS

2021 | Alan Lamar (KR)

## PRO FOOTBALL NETWORK

2021 | Alan Lamar (KR)

## THIRD TEAM ALL-AMERICA

### ASSOCIATED PRESS

1956 | Frank Farella (OG)  
 1975 | Ken Jones (OG)  
 1984 | Ed Troutt (C)  
 2019 | Omar Bayless (WR)

### ATHLON

1998 | Todd Frohbieter (OT)

## PRO FOOTBALL FOCUS

2021 | Alan Lamar (KR)

## FOURTH TEAM ALL-AMERICA

### PHIL STEELE

2021 | Alan Lamar (KR)

## HONORABLE MENTION ALL-AMERICA

### ASSOCIATED PRESS

1951 | Carl Greenwald (FB)  
 1951 | John Koldus (E)  
 1951 | Richie Woit (HB)  
 1952 | Richie Woit (HB)  
 1953 | James Petroff (T)  
 1953 | Dan Spensieri (E)  
 1957 | Frank Farella (G)  
 1957 | Eddie Romeo (HB)  
 1959 | Bill Caldwell (QB)  
 1966 | Trumann Moore (LB)  
 1970 | Gary Cleve (LB)  
 1970 | Wayne Dorton (OG)  
 1974 | John Manatt (OT)  
 1975 | Dennis Bolden (TB)  
 1975 | Jerry Muckensturm (LB)  
 1976 | Leroy Harris (RB)  
 1976 | Joel Mullins (OG)  
 1976 | Roy Painter (DB)  
 1978 | Danny Garrison (TE)  
 1978 | Larry Lawrence (TB)  
 1978 | Wesley Williams (LB)  
 1979 | Jerry Castor (OT)  
 1979 | Ron Smith (LB)  
 1981 | Leveren Tillman (DT)  
 1982 | Rick Fishback (CB)  
 1983 | Jerome Sims (CB)

1984 | Randy Barnhill (OG)  
 1984 | Michael Cline (DT)  
 1984 | Mavin Neloms (DE)  
 1984 | Farrell Wilson (OT)  
 1985 | Randy Barnhill (OG)  
 1985 | Ray Brown (OT)  
 1985 | Michael Cline (DT)  
 1985 | Rickey Jemison (FB)  
 1985 | Greg Lee (CB)  
 1985 | Mavin Neloms (DE)  
 1986 | Michael Adams (CB)  
 1986 | Fred Barnes (DT)  
 1986 | Vincentt Barnett (FS)  
 1986 | Dwane Brown (QB)  
 1986 | Charlie Fredrick (NG)  
 1986 | Rickey Jemison (FB)  
 1986 | Greg Lee (CB)  
 1986 | Marvin Neloms (DE)  
 1986 | Scott Roper (K)  
 1986 | John Suskie (OT)  
 1986 | Jim Wiseman (C)  
 1987 | Dwane Brown (QB)  
 1987 | Greg Lee (CB)

## SPORTS ILLUSTRATED

2013 | Qushaun Lee (LB)  
 2013 | J.D. McKissic (WR)

## COLLEGEFOOTBALLNEWS.COM

2007 | Tyrell Johnson (S)

## PRO FOOTBALL FOCUS

2019 | Omar Bayless (WR)  
 2020 | Jonathan Adams Jr. (WR)

## FOOTBALL NEWS

1993 | Marquis Williams (FB)  
 1993 | Ed Rufus (NG)  
 1998 | Ron Teat (TE)

## SPORTING NEWS

1976 | Leroy Harris (FB)  
 1976 | T.J. Humphreys (OG)  
 1978 | Doug Dobbs (K)

## NAIA

1956 | Tommy Spiers (QB)

## WILLIAMSON

1953 | Richie Woit<sup>MVP</sup> (RB)  
 1956 | Tommy Spiers (QB)





# ALL-AMERICANS

|      |                     |
|------|---------------------|
| 1957 | Howard Cissell (HB) |
| 1957 | Frank Farella (G)   |
| 1958 | Tommy Davis (C)     |
| 1959 | Alfred Bentley (E)  |
| 1959 | Bill Caldwell (QB)  |
| 1960 | Jerry Arant (T)     |
| 1960 | Alfred Bentley (E)  |
| 1960 | Jim McMurray (QB)   |
| 1960 | Jack Snodgrass (G)  |
| 1961 | Jim McMurray (QB)   |
| 1961 | Larry Peebles (C)   |
| 1961 | Frank Smith (T)     |
| 1962 | Dick Martillo (FB)  |
| 1962 | Sammy Weir (QB)     |

## FRESHMAN ALL-AMERICA

### FWAA SCRIPPS

|      |                           |
|------|---------------------------|
| 2006 | Reggie Arnold (RB)        |
| 2012 | J.D. McKissic (WR)        |
| 2014 | Ja'Von Rolland-Jones (DE) |
| 2021 | Corey Rucker (WR)         |
| 2022 | Dominic Zvada (PK)        |

### SPORTING NEWS

|      |                    |
|------|--------------------|
| 2004 | Josh Williams (LB) |
| 2006 | Josh Arauco (K)    |
| 2006 | Reggie Arnold (RB) |

### COLLEGEFOOTBALLNEWS.COM

|      |                    |
|------|--------------------|
| 2004 | Tyrell Johnson (S) |
| 2004 | Josh Williams (LB) |
| 2010 | Amos Draper (DL)   |
| 2022 | Dominic Zvada (PK) |

### SCOUT

|      |                           |
|------|---------------------------|
| 2014 | Ja'Von Rolland-Jones (DE) |
|------|---------------------------|

### THE ATHLETIC

|      |                    |
|------|--------------------|
| 2022 | Dominic Zvada (PK) |
|------|--------------------|

### PRO FOOTBALL FOCUS

|      |                    |
|------|--------------------|
| 2022 | Dominic Zvada (PK) |
|------|--------------------|

### 247 SPORTS

|      |                    |
|------|--------------------|
| 2022 | Dominic Zvada (PK) |
|------|--------------------|

## SOPHOMORE ALL-AMERICA

### COLLEGEFOOTBALLNEWS.COM

|      |                 |
|------|-----------------|
| 2010 | Ryan Aplin (QB) |
| 2010 | Allen Muse (WR) |

### ATHLON SPORTS

|      |                    |
|------|--------------------|
| 2013 | J.D. McKissic (WR) |
|------|--------------------|



# WATCH LISTS HONOREES

HISTORY

## BEDNARIK AWARD

|      |                            |
|------|----------------------------|
| 2013 | Ryan Carrethers            |
| 2016 | Ja'Von Rolland-Jones       |
| 2017 | Ja'Von Rolland-Jones       |
| 2020 | Justin Rice (Semifinalist) |

## BILETNIKOFF AWARD

|      |                                   |
|------|-----------------------------------|
| 2011 | Dwayne Frampton                   |
| 2013 | J.D. McKissic                     |
| 2019 | Omar Bayless (Semifinalist)       |
| 2019 | Kirk Merritt                      |
| 2020 | Jonathan Adams Jr. (Semifinalist) |
| 2022 | Te'Vailance Hunt                  |

## BRONKO NAGURSKI TROPHY

|      |                      |
|------|----------------------|
| 2007 | Tyrell Johnson       |
| 2016 | Ja'Von Rolland-Jones |
| 2017 | Ja'Von Rolland-Jones |
| 2018 | Justin Clifton       |
| 2020 | Justin Rice          |

## BURLSWORTH TROPHY

|      |                   |
|------|-------------------|
| 2012 | Cole Lorigan      |
| 2013 | Charleston Girley |
| 2014 | Johnston White    |
| 2015 | Johnston White    |
| 2016 | Johnston White    |
| 2017 | Johnston White    |
| 2018 | Blake Grupe       |
| 2019 | Blake Grupe       |
| 2020 | TW Ayers          |
| 2021 | Blake Grupe       |

## BUTKUS AWARD

|      |               |
|------|---------------|
| 2007 | Koby McKinnon |
| 2008 | Ben Owens     |

## CAMPBELL TROPHY

|      |                                |
|------|--------------------------------|
| 2017 | Blaise Taylor (Finalist)       |
| 2019 | Cody Grace (Semifinalist)      |
| 2020 | Forrest Merrill (Semifinalist) |

## DAVEY O'BRIEN AWARD

|      |                              |
|------|------------------------------|
| 2007 | Corey Leonard (Semifinalist) |
| 2012 | Ryan Aplin                   |
| 2015 | Fredi Knighten               |
| 2017 | Justice Hansen (Top 20)      |
| 2018 | Justice Hansen               |

## DOAK WALKER AWARD

|      |                |
|------|----------------|
| 2000 | Jonathan Adams |
| 2001 | Jonathan Adams |
| 2007 | Reggie Arnold  |
| 2008 | Reggie Arnold  |
| 2009 | Reggie Arnold  |
| 2013 | David Oku      |
| 2014 | Michael Gordon |
| 2015 | Michael Gordon |
| 2016 | Warren Wand    |
| 2017 | Warren Wand    |
| 2018 | Warren Wand    |
| 2019 | Marcel Murray  |
| 2020 | Marcel Murray  |
| 2021 | Marcel Murray  |
| 2022 | Johnnie Lang   |

## DRADDY TROPHY

|      |                           |
|------|---------------------------|
| 2007 | Matt Reibe (Semifinalist) |
|------|---------------------------|

## EARL CAMPBELL AWARD

|      |              |
|------|--------------|
| 2019 | Logan Bonner |
| 2020 | Logan Bonner |

## JASON WHITTEN COLLEGIATE MAN OF THE YEAR

|      |                              |
|------|------------------------------|
| 2017 | Blaise Taylor (Semifinalist) |
|------|------------------------------|

## JIM THORPE AWARD

|      |                 |
|------|-----------------|
| 2007 | Tyrell Johnson  |
| 2014 | Sterling Young  |
| 2014 | Rocky Hayes     |
| 2016 | Cody Brown      |
| 2017 | Justin Clifton  |
| 2018 | Justin Clifton  |
| 2019 | Darreon Jackson |
| 2019 | Jerry Jacobs    |

## JOHN MACKEY AWARD

|      |                 |
|------|-----------------|
| 2014 | Darion Griswold |
| 2015 | Darion Griswold |
| 2017 | Blake Mack      |
| 2019 | Javonis Isaac   |

## JOHNNY UNITAS AWARD

|      |                         |
|------|-------------------------|
| 2009 | Corey Leonard           |
| 2012 | Ryan Aplin              |
| 2015 | Fredi Knighten          |
| 2017 | Justice Hansen (Top 20) |
| 2018 | Justice Hansen          |



# WATCH LIST HONOREES

## LOMBARDI TROPHY

|      |                      |
|------|----------------------|
| 2001 | Garry Johnson        |
| 2002 | Garry Johnson        |
| 2006 | Tanner Jenkins       |
| 2008 | Matt Mandich         |
| 2009 | Alex Carrington      |
| 2011 | Demario Davis        |
| 2014 | Qushaun Lee          |
| 2014 | Bryce Giddens        |
| 2015 | Ja'Von Rolland-Jones |
| 2015 | Chris Stone          |
| 2022 | Kivon Bennett        |

## LOTT TROPHY

|      |                 |
|------|-----------------|
| 2009 | Alex Carrington |
|------|-----------------|

## LOU GROZA AWARD

|      |                              |
|------|------------------------------|
| 1994 | Jeff Caldwell (Semifinalist) |
| 2008 | Josh Arauco (Finalist)       |
| 2009 | Josh Arauco                  |
| 2012 | Brian Davis (Semifinalist)   |
| 2013 | Brian Davis (Semifinalist)   |
| 2019 | Blake Grupe (Semifinalist)   |
| 2020 | Blake Grupe                  |

## MANNING AWARD

|      |                |
|------|----------------|
| 2009 | Corey Leonard  |
| 2012 | Ryan Aplin     |
| 2015 | Fredi Knighten |
| 2018 | Justice Hansen |
| 2021 | Layne Hatcher  |

## MAXWELL AWARD

|      |                |
|------|----------------|
| 2015 | Fredi Knighten |
| 2018 | Justice Hansen |
| 2019 | Kirk Merritt   |
| 2021 | Layne Hatcher  |

## OUTLAND TROPHY

|      |                 |
|------|-----------------|
| 2002 | Garry Johnson   |
| 2008 | Matt Mandich    |
| 2013 | Ryan Carrethers |
| 2018 | Lanard Bonner   |
| 2020 | Jarrett Horst   |

## PATRICK MANNELLY AWARD

|      |                |
|------|----------------|
| 2020 | Seth Cottengim |
|------|----------------|

## PAUL HORNING AWARD

|      |               |
|------|---------------|
| 2014 | J.D. McKissic |
| 2017 | Blaise Taylor |
| 2019 | Kirk Merritt  |

## RAY GUY AWARD

|      |                           |
|------|---------------------------|
| 2000 | Andy Shatley              |
| 2008 | Brett Shrable             |
| 2014 | Luke Ferguson             |
| 2015 | Luke Ferguson             |
| 2017 | Cody Grace (Semifinalist) |
| 2018 | Cody Grace (Semifinalist) |
| 2019 | Cody Grace                |
| 2021 | Ryan Hanson               |
| 2022 | Ryan Hanson               |

## RIMINGTON TROPHY

|      |                |
|------|----------------|
| 2006 | Tanner Jenkins |
| 2011 | Tom Castilaw   |
| 2013 | Bryce Giddens  |
| 2014 | Bryce Giddens  |
| 2014 | Tyler Greve    |
| 2016 | Devin Mondie   |
| 2019 | Jacob Still    |
| 2020 | Jacob Still    |

## SENIOR BOWL

|      |                      |
|------|----------------------|
| 2012 | Ryan Aplin           |
| 2012 | Josh Jarboe          |
| 2014 | Qushaun Lee          |
| 2014 | Sterling Young       |
| 2015 | Tres Houston         |
| 2015 | J.D. McKissic        |
| 2017 | Ja'Von Rolland-Jones |
| 2018 | Ronheen Bingham      |
| 2018 | Justice Hansen       |
| 2019 | Dahu Green           |
| 2019 | Kirk Merritt         |
| 2022 | Kivon Bennett        |

## TED HENDRICKS AWARD

|      |                      |
|------|----------------------|
| 2009 | Alex Carrington      |
| 2016 | Chris Odom           |
| 2016 | Ja'Von Rolland-Jones |
| 2017 | Ja'Von Rolland-Jones |
| 2019 | William Bradley-King |

## WALTER CAMP AWARD

|      |                |
|------|----------------|
| 2012 | Ryan Aplin     |
| 2014 | Qushaun Lee    |
| 2018 | Justice Hansen |

## WUERFFEL TROPHY

|      |                          |
|------|--------------------------|
| 2015 | Fredi Knighten           |
| 2016 | Blaise Taylor            |
| 2017 | Blaise Taylor (Finalist) |
| 2018 | Justice Hansen           |
| 2019 | Tajhea Chambers          |
| 2020 | Andre Harris Jr.         |
| 2021 | Andre Harris Jr.         |

HISTORY



# HONORS & AWARDS

HISTORY

## COACH OF THE YEAR

### AFCNA National Coach of the Year

1970 | Bennie Ellender

### Grant Teaff

2019 | Blake Anderson

### Capital One Orange Bowl FWAA Courage Award

2019 | Blake Anderson

### AFCNA Region 5

1985 | Larry Lacewell

1986 | Larry Lacewell

### Southland Conference

1964 | Bennie Ellender

1968 | Bennie Ellender

1969 | Bennie Ellender

1970 | Bennie Ellender

1975 | Bill Davidson

1978 | Bill Davidson

1985 | Larry Lacewell

1986 | Larry Lacewell

### Big West Conference

1995 | John Bobo

### Sun Belt Conference

2005 | Steve Roberts

2011 | Hugh Freeze

## CONFERENCE HONORS

### Southland Conference Player of the Year

1968 | Frank McGuigan (Offense)

1968 | Clovis Swinney (Defense)

1969 | Clovis Swinney (Defense)

1970 | Dennis Meyer (Defense)

1971 | Dennis Meyer (Defense)

1975 | David Hines (Offense)

1975 | Jerry Muckensturm (Defense)

1976 | Roy Painter (Defense)

1978 | Wesley Williams (Defense)

1986 | Dwane Brown (Offense)

### Southland Conference Freshman of the Year

1979 | Lee Charles Wright (RB)

1984 | Dwane Brown (QB)

### Southland Conference All-First Decade Team

65-68 | Bill Bergery (LB)

66-69 | Dan Buckley (C)

68-71 | Wayne Dorton (OG)

68-71 | Calvin Harrell (RB)

68-71 | Dennis Meyer (DB)

68-71 | Bill Phillips (OG)

67-69 | Clovis Swinney (DT)

### Southland Conference Senior Spirit Award

1978 | Larry Lawrence (TB)

### All-Southland Conference First Team

1964 | Bill Pagano (DE)

1964 | Dan Summers (OG)

1965 | Mike Berta (LB)

1965 | H.K. Reeves (DT)

1965 | Dick Ritchey (DE)

1965 | Dan Summers (OG)

1966 | Terry Gwin (RB)

1966 | Gerald Jumper (SE)

1966 | Dick Ritchey (DB)

1966 | Ron Worthen (C)

1967 | Bill Bergery (LB)

1967 | Kevin McClelland (P)

1967 | Dick Ritchey (DB)

1967 | Clovis Swinney (DT)

1967 | Ron Worthen (C)

1968 | Bill Bergery (LB)

1968 | Dan Buckley (C)

1968 | Gary Crane (DE)

1968 | Frank McGuigan (RB)

1968 | Jack Smith (OT)

1968 | Steve Struble (DB)

1968 | Clovis Swinney (DT)

1969 | Donnie Beshears (DB)

1969 | Dan Buckley (C)

1969 | Calvin Harrell (RB)

1969 | Bill Phillips (OG)

1969 | Jack Smith (OT)

1969 | Clovis Swinney (DT)

1969 | David Walls (LB)

1969 | Marshall Walls (FB)

1970 | Gary Cleve (LB)

1970 | Chet Douthit (WR)

1970 | Bobby Gentry (K)

1970 | Calvin Harrell (RB)

1970 | Steve Lockhart (TE)

1970 | Dennis Meyer (DB)

1970 | Dave Muckensturm (DE)

1970 | Bill Phillips (OG)

1971 | Wayne Dorton (OG)

1971 | Joe Duren (K)

1971 | James Hamilton (P)

1971 | Calvin Harrell (RB)

1971 | Steve Lockhart (TE)

1971 | Dennis Meyer (DB)

1971 | Dave Muckensturm (DE)

1971 | Butch Murray (LB)

1972 | Steve Burks (P)

1972 | Ken Jones (DT)

1972 | Dave Muckensturm (DE)

1973 | Jaime Klipsch (TE)

1973 | Doug Lowrey (OG)

1973 | David Mitchell (RB)

1973 | Jerry Reiman (OG)

1974 | Dick Dixon (DT)

1974 | Willie Harris (TB)

# HONORS & AWARDS



1974 Mike Malham (LB)  
 1974 John Manatt (OG)  
 1974 Stan Winfrey (FB)  
 1975 Dennis Bolden (RB)  
 1975 Dick Dixon (DT)  
 1975 Leroy Harris (FB)  
 1975 David Hines (QB)  
 1975 T.J. Humphreys (OG)  
 1975 Ken Jones (OG)  
 1975 Jimmy Lisko (DE)  
 1975 Mike Malham (LB)  
 1975 Eddie Morgan (DT)  
 1975 Jerry Muckensturm (LB)  
 1975 Dan Mullen (P)  
 1975 Robert Speer (DE)  
 1975 Lloyd Walls (CB)  
 1976 Leroy Harris (FB)  
 1976 T.J. Humphreys (OG)  
 1976 Joel Mullins (OT)  
 1976 Roy Painter (DB)  
 1976 Robert Speer (DE)  
 1977 Butch Cook (OG)  
 1977 Hugh Crisp (C)  
 1978 Jerry Castor (OT)  
 1978 Keith Cox (NG)  
 1978 Doug Dobbs (K)  
 1978 Danny Garrison (TE)  
 1978 Larry Lawrence (RB)  
 1978 Joe Slayton (P)  
 1978 Wesley Williams (LB)  
 1979 Jerry Castor (OT)  
 1979 Ron Smith (LB)  
 1980 Bruce Gartman (P)  
 1981 Maurice Carthon (FB)  
 1981 Mike Morris (LB)  
 1981 Leveren Tillman (DT)  
 1982 Rick Fishback (CB)  
 1982 Bruce Gartman (P)  
 1982 Mike Morris (LB)  
 1983 Jerome Sims (CB)  
 1984 Randy Banhill (OG)  
 1984 Michael Cline (DT)  
 1984 Marvin Neloms (DE)  
 1984 Ed Troutt (C)  
 1984 Farrell Wilson (OT)  
 1985 Randy Barnhill (OG)  
 1985 Ray Brown (OT)  
 1985 Michael Cline (DT)  
 1985 Carter Ray Crawford (NG)  
 1985 Rickey Jemison (FB)  
 1985 Greg Lee (CB)  
 1985 Marvin Neloms (DE)  
 1986 Michael Adams (CB)  
 1986 Fred Barnes (DT)  
 1986 Vincent Barnett (FS)  
 1986 Randy Barnhill (OG)  
 1986 Dwane Brown (QB)  
 1986 Charlie Fredrick (NG)  
 1986 Rickey Jemison (FB)

1986 Greg Lee (CB)  
 1986 Marvin Neloms (DE)  
 1986 Scott Roper (K)  
 1986 John Suskie (OT)  
 1986 Jim Wiseman (C)

## All-Southland Conference Second Team

1964 Tommy Reese (RB)  
 1964 H.K. Reeves (T)  
 1964 Eddie Rickus (FB)  
 1964 Harold Wallin (FB)  
 1971 Cleve Barfield (DT)  
 1971 Donnie Beshears (DB)  
 1971 James Hamilton (QB)  
 1971 Richard Nicholson (LB)  
 1971 Terry Whiting (DB)  
 1972 David Hines (DB)  
 1972 Doug Lowery (OG)  
 1972 Stan Winfrey (RB)  
 1973 Vince Ancell (DB)  
 1973 Willie Harris (RB)  
 1973 Mike Malham (LB)  
 1973 John Manatt (OT)  
 1973 Roy Painter (DB)  
 1974 Joe Duren (K)  
 1974 Andy Haney (OL)  
 1974 Ken Jones (OL)  
 1974 Eddie Morgan (DL)  
 1974 Robert Speer (DE)  
 1974 Jimmy Wicks (WR)  
 1975 Hugh Crisp (OL)  
 1975 Terry Kinsworthy (S)  
 1975 John Lorick (DB)  
 1975 Sylvester Loving (DL)  
 1975 David Luter (OL)  
 1975 Joel Mullins (OL)  
 1975 Bill Muzik (DL)  
 1976 Hugh Crisp (OL)  
 1976 Bill Muzik (DL)  
 1977 Danny Cook (OL)  
 1977 Doug Dobbs (K)  
 1977 Dikki Dyson (WR)  
 1977 Bobby Earwood (OL)  
 1977 Joe Griffin (RB)  
 1977 Ralph Kelly (LB)  
 1977 Greg Lawrence (DB)  
 1977 Freddie Lisko (DL)  
 1977 Jerry McKenna (DB)  
 1977 Joe Slayton (P)  
 1978 Danny Cook (OL)  
 1978 Dikki Dyson (WR)  
 1978 Greg Lawrence (DB)  
 1978 Freddie Lisko (DL)  
 1978 John McCaughey (OL)  
 1978 Jerry McKenna (DB)  
 1978 Casey Phillips (OL)  
 1978 Ron Smith (LB)  
 1979 James Harris (DB)  
 1979 Glen Koenig (DL)

HISTORY



# HONORS & AWARDS

HISTORY

- 1979 Casey Phillips (OL)
- 1980 John McCaughey (OL)
- 1981 Tim Allison (SS)
- 1981 Ken Armbrust (OG)
- 1981 John McCaughey (C)
- 1981 Paul Gilbow (OT)
- 1981 Thomas Johnson (NG)
- 1981 Tommy Walker (OG)
- 1982 Maurice Carthon (RB)
- 1982 Price Garner (OT)
- 1982 Waddell Kelly (RB)
- 1982 Berry King (OG)
- 1983 Price Gardner (OT)
- 1983 Berry King (OG)
- 1983 Tim Langford (QB)
- 1983 Dwane Pittman (RB)
- 1983 Tommy Walker (OG)
- 1984 Ray Brown (TE)
- 1984 Carter Ray Crawford (NG)
- 1984 Rickey Jemison (RB)
- 1984 Stacy Price (LB)
- 1985 Vincent Barnett (S)
- 1985 Ray Brown (TE)
- 1985 Cazzy Francis (WR)
- 1985 Stacy Gore (P)
- 1985 Stacy Price (LB)
- 1985 Jerome Sims (CB)

## All-Southland Conference Honorable Mention

- 1964 Bill Berry (RB)
- 1964 Mike Berta (C)
- 1964 Gary Everett (RB)
- 1964 Shelby Lee (RB)
- 1964 Dutch Noe (C)
- 1964 Aaron White (T)
- 1965 Harold Noe (C)
- 1965 Bill Pagano (E)
- 1965 Tommy Reese (HB)
- 1965 Eddie Rickus (FB)
- 1966 Bill Bergey (LB)
- 1966 Steve Gankiewicz (DL)
- 1966 Tim Keane (QB)
- 1966 Truman Moore (LB)
- 1966 Steve Puryear (DE)
- 1967 Steve Gankiewicz (DL)
- 1967 Jerald Jumper (WR)
- 1967 Tim Keane (QB)
- 1967 Tom Sain (LB)
- 1968 Ken Bennett (DT)
- 1968 Don DeMaine (OT)
- 1968 Charles Hinrichs (DT)
- 1968 Kevin McClelland (B)
- 1968 Manuel Montes (OG)
- 1968 Virgil Peyton (E)
- 1968 David Walls (LB)
- 1969 Ken Bennett (DT)
- 1969 Gary Cleve (LB)
- 1969 Wayne Dorton (OG)
- 1969 Mike Everett (K/DE)

- 1969 James Hamilton (QB)
- 1969 Charles Hinrichs (DE)
- 1969 Steve Lockhart (TE)
- 1969 Orley Massa (B)
- 1969 Dennis Meyer (DB)
- 1969 Virgil Peyton (FL)
- 1969 Eugene Thompson (T)
- 1970 Cleve Barfield (DT)
- 1970 Donnie Beshears (DB)
- 1970 Rick Bone (DE)
- 1970 Johnny Carr (RB)
- 1970 Wayne Dorton (OG)
- 1970 Tom Flanagan (C)
- 1970 Walt Fisher (LB)
- 1970 Steve Goddard (T)
- 1970 James Hamilton (QB)
- 1970 Craig Johnson (DB)
- 1970 Tom Johnson (E)
- 1970 Chris Millwee (DT)
- 1970 Dave Ruebsam (T)
- 1970 Terry Whiting (DB)
- 1971 Steve Burks (WR)
- 1971 Mark Cates (DE)
- 1971 Scott Foster (OG)
- 1971 Craig Johnson (DB)
- 1971 Doug Lowery (C)
- 1971 Jerry Reiman (T)
- 1972 Steve Burks (QB)
- 1972 Jerry Muckensturm (LB)
- 1972 Jerry Reiman (OG)
- 1982 Tommy Walker (OG)
- 1984 Billy Ray Bowers (DB)
- 1984 I.J. Chapman (DB)
- 1984 Judious Lewis (WR)
- 1984 Jerome Sims (DB)
- 1985 Dwane Brown (QB)
- 1985 Elbert Shelley (DB)
- 1985 Oscar Willis (LB)

## All-Big West Conference First Team

- 1993 Ed Rufus (NG)
- 1993 Marquis Williams (RB)
- 1995 Kyle Richardson (P)
- 1995 Corey Walker (RS)
- 1999 Robert Kilow (WR/RS)
- 2000 Garry Johnson (OL)
- 2000 Robert Kilow (WR/RS)

## All-Big West Conference Second Team

- 1993 Jeff Caldwell (K)
- 1995 Carlos Emmons (DE)
- 1999 Garry Johnson (OL)
- 1999 Ryan Smith (P)
- 1999 Lamont Zachery (RB)

## All-Big West Conference Honorable Mention

- 1994 Kyle Richardson (P)
- 1994 Corey Walker (RS)
- 1994 Clark Watkins (S)





# HONORS & AWARDS

- 1994 Carlo White (DT)
- 1995 Corey Walker (RB)
- 1999 Hanis Bowens (CB)
- 1999 LeMarcus Harris (LB)
- 1999 Andy Henault (LB)
- 1999 Lance Miller (OL)
- 1999 Sean Mitchell (FS)
- 2000 John Crossley (OL)

**Sun Belt Conference  
Player of the Year**

- 2011 Ryan Aplin
- 2012 Ryan Aplin
- 2016 Ja'Von Rolland-Jones
- 2017 Ja'Von Rolland-Jones
- 2018 Justice Hansen
- 2019 Omar Bayless

**Sun Belt Conference  
Offensive Player of the Year**

- 2002 Danny Smith
- 2017 Justice Hansen
- 2020 Jonathan Adams Jr.

**Sun Belt Conference  
Defensive Player of the Year**

- 2007 Tyrell Johnson (S)
- 2008 Alex Carrington (DE)
- 2011 Brandon Joiner (DE)
- 2018 Ronheen Bingham (DE)

**Sun Belt Conference  
Newcomer of the Year**

- 2002 Jonathan Burke (DB)
- 2018 Kirk Merritt (WR)

**Sun Belt Conference  
Freshman of the Year**

- 2006 Reggie Arnold (RB)
- 2012 J.D. McKissic (WR)
- 2018 Marcel Murray (RB)
- 2019 Layne Hatcher (QB)

**All-Sun Belt Conference First Team**

- 2001 James Hickenbotham (RS/All-Purpose)
- 2001 Garry Johnson (OL)
- 2002 Jon Bradley (DL)
- 2002 James Hickenbotham (RS)
- 2002 Garry Johnson (DL)
- 2002 Danny Smith (RB)
- 2002 Corey Williams (DL)
- 2003 Jon Bradley (DL)
- 2003 Johnathan Burke (CB)
- 2003 Les Echols (LB)
- 2003 Kimani Jones (OL)
- 2004 Steven Gibbs (OL)
- 2004 Josh Williams (LB)
- 2005 Myron Anderson (DL)
- 2005 Tanner Jenkins (OL)

- 2005 Tyrell Johnson (SS)
- 2005 Eric Neihouse (K)
- 2005 Antonio Warren (RB)
- 2006 Tanner Jenkins (OL)
- 2006 Tyrell Johnson (S)
- 2007 Kyayyam Burns (S)
- 2007 Tyrell Johnson (S)
- 2007 Matt Mandich (OL)
- 2008 Josh Arauco (K)
- 2008 Reggie Arnold (RB)
- 2008 Alex Carrington (DE)
- 2008 Matt Mandich (OL)
- 2009 Alex Carrington (DE)
- 2010 Ryan Aplin (QB)
- 2010 Demario Davis (LB)
- 2010 Bryan Hall (DL)
- 2010 M.D. Jennings (DB)
- 2010 Derek Newton (OL)
- 2011 Ryan Aplin (QB)
- 2011 Tom Castilaw (OL)
- 2011 Demario Davis (LB)
- 2011 Darryl Feemster (DB)
- 2011 Dwayne Frampton (WR)
- 2011 Brandon Joiner (DE)
- 2011 Kelcie McCray (DB)
- 2012 Ryan Aplin (QB)
- 2012 Ryan Carrethers (DL)
- 2012 Nathan Herrold (LB)
- 2012 Zack McKnight (OL)
- 2012 David Oku (RB)
- 2013 Ryan Carrethers (DL)
- 2013 Brian Davis (K)
- 2013 Qushaun Lee (LB)
- 2013 J.D. McKissic (WR/All-Purpose)
- 2014 Artez Brown (CB)
- 2014 Fredi Knighten (QB)
- 2014 Qushaun Lee (LB)
- 2015 Jemar Clark (OL)
- 2015 Rocky Hayes (DB)
- 2015 Colton Jackson (OL)
- 2015 J.D. McKissic (All-Purpose)
- 2015 Ja'Von Rolland-Jones (DE)
- 2016 Jemar Clark (OL)
- 2016 Money Hunter (DB)
- 2016 Chris Odom (DE)
- 2016 Ja'Von Rolland-Jones (DE)
- 2017 Lanard Bonner (OL)
- 2017 Justice Hansen (QB)
- 2017 Blake Mack (TE)
- 2017 Ja'Von Rolland-Jones (DE)
- 2017 Blaise Taylor (DB)
- 2018 Ronheen Bingham (DE)
- 2018 Lanard Bonner (OL)
- 2018 Justin Clifton (DB)
- 2018 Justice Hansen (QB)
- 2018 Kirk Merritt (WR)
- 2019 Omar Bayless (WR)
- 2019 William Bradley-King (DE)
- 2019 Cody Grace (P)



# HONORS & AWARDS

HISTORY

- 2019 Blake Grupe (K)
- 2019 Darreon Jackson (DB)
- 2019 Kirk Merritt (WR)
- 2020 Jonathan Adams Jr. (WR)
- 2020 Justin Rice (LB)
- 2021 Alan Lamar (RS)
- 2022 Seydou Traore (TE)
- 2022 Dominic Zvada (PK)

## All-Sun Belt Conference Second Team

---

- 2001 Jonathan Adams (RB)
- 2001 Jon Bradley (DL)
- 2001 Jerry Pegues (TE)
- 2002 Chuck Allen (DB)
- 2002 Jonathan Burke (DB)
- 2002 John Crossley (OL)
- 2002 Les Echols (LB)
- 2003 Corey Williams (DL)
- 2004 Tyrell Johnson (S)
- 2004 Antonio Warren (RB)
- 2005 James Johnson (CB/RS)
- 2005 Matt Mandich (OL)
- 2005 Devrett Wade (LB)
- 2006 Reggie Arnold (RB)
- 2006 Khayyam Burns (S)
- 2006 Jamarrow James (DL)
- 2006 Matt Mandich (OL)
- 2006 Koby McKinnon (LB)
- 2006 Devrett Wade (LB)
- 2007 Reggie Arnold (RB)
- 2007 Levi DeJohnette (WR)
- 2007 Koby McKinnon (LB)
- 2007 Brett Shrable (P)
- 2008 Mark Clemons (OL)
- 2008 David Johnson (TE)
- 2008 Kevin Jones (WR/RS)
- 2008 Corey Leonard (QB)
- 2008 Ben Owens (LB)
- 2009 Josh Arauco (K)
- 2009 Bryan Hall (DL)
- 2009 Derek Newton (OL)
- 2010 Tom Castilaw (OL)
- 2010 Sifa Etu (OL)
- 2010 Javon McKinnon (LB)
- 2010 Dorvus Woods (DL)
- 2011 Darron Edwards (DB)
- 2011 Dwayne Frampton (AP)
- 2011 Nathan Herrold (LB)
- 2011 Josh Jarboe (WR)
- 2011 Delano Moore (OL)
- 2011 Dorvus Woods (DL)
- 2012 Brian Davis (K)
- 2012 J.D. McKissic (WR)
- 2012 Tim Starson (DE)
- 2013 Bryce Giddens (OL)
- 2013 Michael Gordon (RB)
- 2013 Darion Griswold (TE)
- 2013 Steven Haunga (OL)
- 2013 Rocky Hayes (CB)

- 2013 J.D. McKissic (RS)
- 2013 Sterling Young (S)
- 2014 Michael Gordon (RB)
- 2014 Ja'Von Rolland-Jones (DE)
- 2014 Blaise Taylor (RS)
- 2015 Cody Brown (DB)
- 2015 Michael Gordon (RB)
- 2015 Tres Houston (WR)
- 2015 Fredi Knighten (QB)
- 2015 J.D. McKissic (WR)
- 2015 Chris Stone (DE)
- 2015 Xavier Woodson-Luster (LB)
- 2016 Cody Brown (DB)
- 2016 Justin Clifton (DB)
- 2016 Colton Jackson (OL)
- 2016 Blake Mack (TE)
- 2016 Blaise Taylor (RS)
- 2016 Warren Wand (AP)
- 2016 Xavier Woodson-Luster (LB)
- 2017 Ronheen Bingham (DE)
- 2017 Justin Clifton (DB)
- 2017 Chris Murray (WR)
- 2017 Kyle Wilson (LB)
- 2018 William Bradley-King (DE)
- 2018 Cody Grace (P)
- 2018 Javonis Isaac (TE)
- 2018 Jerry Jacobs (DB)
- 2018 Forrest Merrill (DL)
- 2018 Justin McInnis (WR)
- 2019 BJ Edmonds (S)
- 2019 Kevin Thurmon (DL)
- 2020 Forrest Merrill (DL)
- 2021 Corey Rucker (WR)
- 2021 Kivon Bennett (DL)
- 2021 Blake Grupe (K)
- 2021 Alan Lamar (AP)
- 2022 Johnnie Lang (RS)

## All-Sun Belt Conference Third Team

---

- 2017 Caleb Caston (DE)
- 2017 Cody Grace (P)
- 2017 Justin McInnis (WR)
- 2017 Jaypee Philbert (OL)
- 2017 Blaise Taylor (RS)
- 2017 Sawyer Williams (K)
- 2018 Darreon Jackson (DB)
- 2018 Marcel Murray (RB)
- 2019 Jonathan Adams Jr. (WR)
- 2019 Tajhea Chambers (LB)
- 2019 Jarrett Horst (OL)
- 2019 Jacob Still (OL)
- 2021 Te'Vailance Hunt (WR)
- 2021 Ryan Hanson (P)
- 2022 Kivon Bennett (DE)

## All-Sun Belt Conference Honorable Mention

---

- 2005 Khayyam Burns (FS)
- 2005 Nick Noce (QB)
- 2006 Jonathan Najm (DE)



# HONORS & AWARDS

HISTORY

|      |                            |
|------|----------------------------|
| 2006 | Oren O'Neal (FB)           |
| 2007 | Alex Carrington (DE)       |
| 2007 | Corey Leonard (QB)         |
| 2008 | J.T. Jordan (TE)           |
| 2008 | Dominique Williams (CB)    |
| 2009 | Corey Leonard (QB)         |
| 2009 | Daylan Walker (DB)         |
| 2010 | Dwayne Frampton (WR)       |
| 2010 | Allen Muse (WR)            |
| 2011 | Taylor Stockemer (WR)      |
| 2011 | Nelly Sullivent (P)        |
| 2012 | Qushaun Lee (LB)           |
| 2012 | Taylor Stockemer (WR)      |
| 2013 | Adam Kennedy (QB)          |
| 2013 | Chris Stone (DE)           |
| 2014 | Tres Houston (WR)          |
| 2014 | Chris Stone (DE)           |
| 2014 | Andrew Tyron (CB)          |
| 2014 | Xavier Woodson-Luster (LB) |
| 2015 | Darion Griswold (TE)       |
| 2015 | Khari Lain (LB)            |
| 2015 | Robert Mondie (DL)         |
| 2015 | Dijon Paschal (WR)         |
| 2016 | Justice Hansen (QB)        |
| 2016 | Chris Humes (DB)           |
| 2016 | Waylon Roberson (DL)       |
| 2016 | Kendall Sanders (WR)       |
| 2017 | Omar Bayless (WR)          |
| 2017 | BJ Edmonds (DB)            |
| 2017 | Dee Liner (DL)             |
| 2017 | Jacob Still (DL)           |
| 2018 | Omar Bayless (WR)          |
| 2018 | Jacob Still (OL)           |
| 2018 | Kevin Thurmon (DL)         |
| 2018 | Warren Wand (RB)           |
| 2019 | Caleb Bonner (LB)          |
| 2019 | Andre Harris Jr. (OL)      |
| 2019 | Marcel Murray (RB)         |
| 2019 | Ivory Scott (OL)           |
| 2020 | TW Ayers (DE/TE)           |
| 2020 | Logan Bonner (QB)          |
| 2020 | Brandon Bowling (WR)       |
| 2020 | Layne Hatcher (QB)         |
| 2021 | Andre Harris Jr. (OL)      |
| 2021 | Emmanuel Stevenson (TE)    |
| 2021 | Joe Ozougwu (DL)           |
| 2021 | Elery Alexander (DB)       |
| 2022 | TW Ayers (DT)              |
| 2022 | James Blackman (QB)        |
| 2022 | Champ Flemings (WR)        |
| 2022 | Jordan Rhodes (OL)         |

### All-Sun Belt Conference Newcomer Team

|      |                    |
|------|--------------------|
| 2014 | Dijon Paschal (WR) |
| 2015 | Warren Wand (RB)   |
| 2016 | Kyle Wilson (LB)   |

### Sun Belt Conference 10-Year Anniversary Team

|       |                      |
|-------|----------------------|
| 06-09 | Josh Arauco (K)      |
| 06-09 | Alex Carrington (DE) |
| 04-07 | Tyrell Johnson (S)   |
| 05-08 | Matt Mandich (OL)    |

### ACADEMIC HONORS

#### Arthur Ashe Jr. Male Sports Scholar Athlete of the Year

|      |                        |
|------|------------------------|
| 2017 | Blaise Taylor (winner) |
|------|------------------------|

#### NFF Honor Society

|      |                  |
|------|------------------|
| 2008 | Matt Reibe       |
| 2010 | Alex Carrington  |
| 2010 | Taylor Clements  |
| 2011 | Jeff Blake       |
| 2011 | Adam Gaston      |
| 2012 | Tom Castilaw     |
| 2012 | Derek Lawson     |
| 2013 | Ryan Aplin       |
| 2013 | Nathan Herrold   |
| 2013 | Taylor Stockemer |
| 2013 | Neely Sullivent  |
| 2014 | Brian Davis      |
| 2015 | Brock Barnhill   |
| 2015 | Tyler Greve      |
| 2015 | Kenny Rains      |
| 2015 | Alan Wright      |
| 2015 | Sterling Young   |
| 2016 | Luke Ferguson    |
| 2016 | Raziel Velgis    |
| 2017 | Cody Brown       |
| 2017 | Kendall Sanders  |
| 2017 | Jake Swalley     |
| 2018 | Blaise Taylor    |
| 2019 | Javier Carbonell |
| 2019 | Cody Grace       |
| 2019 | Darreon Jackson  |
| 2020 | Tukua Ahoia      |
| 2020 | Seth Cottengim   |
| 2020 | Forrest Merrill  |
| 2021 | Alan Lamar       |
| 2021 | Ross Painter     |
| 2022 | Alan Lamar       |
| 2022 | Ross Painter     |

#### Academic All-America First Team

|      |                      |
|------|----------------------|
| 1959 | Larry Zabrowski (OT) |
| 1961 | Jim McMurray (QB)    |
| 1971 | Dennis Meyer (DB)    |
| 1976 | T.J. Humphreys (OG)  |
| 2008 | Brian Flagg (DE)     |
| 2013 | Brian Davis (K)      |

#### Academic All-America Second Team

|      |                   |
|------|-------------------|
| 1970 | Dennis Meyer (DB) |
| 1973 | Mike Malham (LB)  |
| 2004 | Jason Wood (WR)   |



# HONORS & AWARDS

HISTORY

## CoSIDA Academic All-District

|      |                      |
|------|----------------------|
| 2004 | Jason Wood (WR)      |
| 2005 | Brian Flagg (LB)     |
| 2007 | Brian Flagg (LB)     |
| 2008 | Brian Flagg (DE)     |
| 2009 | Alex Carrington (DE) |
| 2012 | Nathan Herrold (LB)  |
| 2013 | Brian Davis (K)      |
| 2015 | Luke Ferguson (P)    |
| 2020 | Blake Grupe (K)      |
| 2021 | Corey Rucker (WR)    |

## Academic All-Southland Conference

|      |                        |
|------|------------------------|
| 1976 | T.J. Humphreys (OG)    |
| 1976 | John Lorick (DB)       |
| 1976 | Jerome Miller (SE)     |
| 1977 | Ray Culpepper (DE)     |
| 1978 | Ray Culpepper (DE)     |
| 1978 | John Shannon (DB)      |
| 1979 | Ray Culpepper (DE)     |
| 1979 | Darrell Holifield (CB) |
| 1979 | Jerome Miller (WR)     |
| 1979 | Casey Phillips (OG)    |
| 1979 | Ron Smith (LB)         |
| 1980 | Tim Langford (QB)      |
| 1980 | Mike Morris (LB)       |
| 1981 | Tim Langford (QB)      |
| 1981 | Mike Morris (LB)       |
| 1981 | Al Tiner (OG)          |
| 1982 | Mike Morris (LB)       |
| 1982 | Donnie Morrison (NG)   |
| 1982 | Scott McDonald (K)     |
| 1983 | Price Gardner (OT)     |
| 1983 | Tim Langford (QB)      |
| 1983 | Scott McDonald (K)     |
| 1984 | Randy Barnhill (OG)    |
| 1984 | Stephen East (CB)      |
| 1984 | Clint Ledbetter (DT)   |
| 1985 | Randy Barnhill (OG)    |
| 1985 | Stephen East (CB)      |
| 1985 | Mark Robbins (QB)      |
| 1985 | Bill Stanley (OL)      |

## Academic All-Big West Conference

|      |                   |
|------|-------------------|
| 1993 | Jeff Caldwell (K) |
| 1994 | Jeff Caldwell (K) |
| 1995 | Jeff Caldwell (K) |

## Academic All-South

*(Southern Magazine)*

|      |                 |
|------|-----------------|
| 1988 | John Chism (FB) |
|------|-----------------|

## NACDA Scholar-Athlete Award

|      |                          |
|------|--------------------------|
| 1997 | Jeff Caldwell (Finalist) |
|------|--------------------------|

## NCAA Post Graduate Scholarship

|      |                     |
|------|---------------------|
| 1971 | Dennis Meyer (DB)   |
| 1976 | T.J. Humphreys (OG) |
| 2004 | Jason Wood (WR)     |

## NFF National Scholar-Athlete & Graduate Scholarship

|      |                    |
|------|--------------------|
| 1984 | Tim Langford (QB)  |
| 2017 | Blaise Taylor (CB) |

## Academic All-America First Team

|      |                      |
|------|----------------------|
| 1959 | Larry Zabrowski (OT) |
|------|----------------------|

## McDonald Scholarship

*(Presented Annually by Southland Conference)*

|      |                     |
|------|---------------------|
| 1977 | T.J. Humphreys (OG) |
| 1984 | Tim Langford (QB)   |

## Chevrolet Scholarship Honor (ABC-TV)

|      |                    |
|------|--------------------|
| 1979 | Doug Dobbs (K)     |
| 1981 | Scott McDonald (K) |

## Playboy's Anson Mount Scholar-Athlete of the Year

|      |                   |
|------|-------------------|
| 1996 | Jeff Caldwell (K) |
| 1996 | Corey Walker (RB) |

## MVP AWARDS

### Pecan Bowl

|      |                          |
|------|--------------------------|
| 1968 | Bill Bergey (Offense)    |
| 1969 | Bubba Crocker (Offense)  |
| 1969 | Clovis Swinney (Defense) |
| 1970 | James Hamilton (Offense) |
| 1970 | Dennis Meyer (Defense)   |

### Tangerine Bowl

|      |                  |
|------|------------------|
| 1954 | Bobby Spann (QB) |
|------|------------------|

### Refrigerator Bowl

|      |                  |
|------|------------------|
| 1951 | Richie Woit (HB) |
|------|------------------|

### GoDaddy Bowl

|      |                               |
|------|-------------------------------|
| 2013 | Qushaun Lee (Defense)         |
| 2013 | J.D. McKissic (Offense)       |
| 2013 | Ryan Wilbourn (Special Teams) |
| 2014 | Brian Davis (Special Teams)   |
| 2014 | Fredi Knighten (Co-Offense)   |
| 2014 | Qushaun Lee (Defense)         |
| 2014 | J.D. McKissic (Co-Offense)    |

### Cure Bowl

|      |                 |
|------|-----------------|
| 2016 | Kendall Sanders |
|------|-----------------|

### Camellia Bowl

|      |              |
|------|--------------|
| 2019 | Omar Bayless |
|------|--------------|

### North-South Shrine Game

|      |                          |
|------|--------------------------|
| 1968 | Bill Bergey (Defense)    |
| 1969 | Clovis Swinney (Defense) |

### College All-Star Game

|      |                       |
|------|-----------------------|
| 1969 | Bill Bergey (Defense) |
|------|-----------------------|



# HONORS & AWARDS

## Players All-Star Classic

2011 Brandon Joiner

## Raycom College All-Star Classic

2011 Brandon Joiner

## Little Rock Touchdown Club

2004 Antonio Warren (TB)  
 2005 Eric Neihouse (K)  
 2006 Reggie Arnold (RB)  
 2007 Tyrell Johnson (S)  
 2008 Alex Carrington (DE)  
 2009 Alex Carrington (DE)  
 2010 Ryan Aplin (QB)  
 2011 Ryan Aplin (QB)  
 2012 Ryan Aplin (QB)  
 2013 Ryan Carrethers (DL)  
 2014 Fredi Knighten (QB)  
 2015 Fredi Knighten (QB)  
 2016 Chris Odum (DE)  
 2017 Ja'Von Rolland-Jones (DE)  
 2018 Justice Hansen (QB)  
 2019 Omar Bayless (WR)  
 2020 Jonathan Adams Jr. (WR)  
 2021 Joe Ozougwu (DE)

## Homecoming Game

*(Given by Lambda Chi Alpha, Selected by Media)*

1977 Gene Bradley (Offense)  
 1977 Ralph Kelly (Defense)  
 1978 Larry Lawrence (Offense)  
 1978 Wesley Williams (Defense)  
 1979 Lee Charles Wright (Offense)  
 1979 Ron Smith (Defense)  
 1980 Tim Langford (Offense)  
 1980 Tim Allison (Defense)  
 1984 Rickey Jemison (Offense)  
 1984 Michael Cline (Defense)  
 1985 Rickey Jemison (Offense)  
 1985 Greg Lee (Defense)  
 1986 Dwane Brown (Offense)  
 1986 Fred Barnes (Defense)  
 1987 Scott Roper (Offense)  
 1987 Kirk Russell (Defense)  
 1992 Jerrold Seymore (Offense)  
 1992 Cedric Buckley (Defense)

## POSTSEASON ALL-STARS

### Senior Bowl

1968 Bill Bergery (LB)  
 1971 Wayne Dorton (OG)  
 1976 Ken Jones (OG)  
 1977 T.J. Humphreys (OG)  
 1980 Gene Bradley (QB)  
 2009 Alex Carrington (DE)  
 2011 Demario Davis (LB)  
 2015 Darion Griswold (TE)

## NFLPA Bowl

2019 Omar Bayless (WR)  
 2019 Kirk Merritt (WR)

## North-South Shrine

1976 T.J. Humphreys (OG)

## North-South Shrine Game

1968 Bill Bergery (LB)  
 1969 Clovis Swinney (DT)  
 1971 James Hamilton (QB)  
 1973 Vince Ancell (DB)

## Blue-Gray Classic

1948 Harry Larche (T)  
 1974 Steve Burks (QB)  
 1976 Roy Painter (DB)  
 1976 Robert Speer (DE)  
 1989 Fred Barnett (WR)  
 1996 Corey Walker (RB)  
 2004 Jon Bradley (DT)  
 2004 Corey Williams (DT)

## North-South All-Star Classic

2006 Oren O'Neal (FB)

## College All-Star Game

1969 Bill Bergery (LB)  
 1975 Stan Winfrey (FB)  
 1976 Ken Jones (OG/DE)

## Coaches All-America Game

1972 Bill Phillips (OG/LB)  
 1975 Stan Winfrey (FB)  
 1976 Jerry Muckensturm (LB)

## East-West Shrine

1976 Ken Jones (OG)  
 1985 Michael Cline (DT)  
 1996 Corey Walker (RB)  
 2008 David Johnson (TE)  
 2015 Darion Griswold (TE)  
 2017 Blake Mack (TE)  
 2017 Ja'Von Rolland-Jones (DE)  
 2020 Jonathan Adams Jr. (WR)

## Lions' American Bowl

1976 Jimmy Lisko (LB)  
 1977 T.J. Humphreys (OG)  
 1977 Robert Speer (DE)

## Hula Bowl

2001 Robert Kilow (WR)  
 2002 Jonathan Adams (RB)  
 2007 Tyrell Johnson (S)  
 2020 Forrest Merrill (DL)  
 2020 Jonathan Adams Jr. (WR)



# HONORS & AWARDS

HISTORY

## Canadian-American Bowl

1978 Hugh Crisp (C)

## Martin Luther King Classic

1990 Fred Barnett (WR)  
1990 Tony Walton (OT)

## Texas vs Nation All-Star Game

2009 Josh Arauco  
2009 Marcus Brown  
2012 Ryan Aplin  
2012 Don Jones  
2012 Taylor Stockemer

## Players All-Star Classic

2011 Brandon Joiner  
2011 Kelcie McCray  
2011 Trey Outlaw  
2011 Jermaine Robertson  
2011 Dorvus Woods

## Suncom College All-Star Classic

2011 Brandon Joiner

## WEEKLY AWARDS

### AP National Back of the Week

1975 Dennis Bolden

### UPI Backfield of the Week

1975 Dennis Bolden

### ESPN Heroes of the Week

1989 Offensive Backfield

### FWAA National Defensive Player of the Week

2008 Ben Owens

## Sun Belt Conference Offensive Player of the Week

2002 Antonio Warren (Sept. 9)  
2002 Danny Smith (Oct. 7)  
2002 Danny Smith (Nov. 18)  
2003 Elliott Jacobs (Sept. 8)  
2004 Nick Noce (Sept. 20)  
2004 Antonio Warren (Sept. 27)  
2005 Antonio Warren (Sept. 26)  
2006 Reggie Arnold (Sept. 4)  
2006 Corey Leonard (Oct. 16)  
2006 Reggie Arnold (Oct. 23)  
2007 Corey Leonard (Sept. 3)  
2007 Corey Leonard (Oct. 1)  
2007 Corey Leonard (Oct. 15)  
2008 Corey Leonard (Sept. 1)  
2008 Corey Leonard (Sept. 22)  
2010 Ryan Aplin (Sept. 13)  
2010 Ryan Aplin (Sept. 20)  
2010 Ryan Aplin (Oct. 18)  
2011 Ryan Aplin (Oct. 3)

2011 Ryan Aplin (Nov. 7)  
2012 Ryan Aplin (Nov. 12)  
2012 Ryan Aplin (Nov. 19)  
2012 Ryan Aplin (Dec. 3)  
2013 Adam Kennedy (Oct. 14)  
2013 Adam Kennedy (Nov. 11)  
2014 Fredi Knighten (Oct. 13)  
2014 Fredi Knighten (Dec. 1)  
2015 Michael Gordon (Oct. 5)  
2015 Fredi Knighten (Nov. 30)  
2016 Justice Hansen (Oct. 10)  
2016 Justice Hansen (Oct. 31)  
2017 Justice Hansen (Oct. 23)  
2017 Justice Hansen (Nov. 27)  
2018 Justice Hansen (Sept. 3)  
2018 Justice Hansen (Oct. 22)  
2019 Omar Bayless (Sept. 30)  
2020 Jonathan Adams Jr. (Sept. 14)  
2020 Jonathan Adams Jr. (Oct. 19)  
2020 Corey Rucker (Dec. 7)  
2021 Corey Rucker (Sept. 6)

## Sun Belt Conference

### Defensive Player of the Week

2001 Chris Jones (Oct. 15)  
2001 Les Echols (Oct. 29)  
2002 Corey Williams (Sept. 9)  
2002 Corey Williams (Sept. 30)  
2002 Jon Bradley (Oct. 21)  
2003 Johnathan Burke (Sept. 1)  
2003 Les Echols (Nov. 3)  
2003 Johnathan Burke (Nov. 10)  
2004 Alex Peoples (Oct. 18)  
2005 Tyrell Johnson (Sept. 5)  
2005 Devrett Wade (Nov. 14)  
2006 Jamarrow James (Sept. 4)  
2006 Deverett Wade (Oct. 9)  
2007 Tyrell Johnson (Sept. 3)  
2008 Ben Owens (Sept. 1)  
2008 Daylan Walker (Sept. 22)  
2009 Demario Davis (Oct. 26)  
2009 Alex Carrington (Dec. 7)  
2010 M.D. Jennings (Sept. 6)  
2010 Javon McKinnon (Oct. 4)  
2010 Adrian Hills (Oct. 25)  
2010 Demario Davis (Nov. 8)  
2011 Kelcie McCray (Oct. 10)  
2011 Brandon Joiner (Nov. 14)  
2011 Darryl Feemster (Dec. 5)  
2012 Qushaun Lee (Oct. 8)  
2012 Nathan Herrold (Oct. 15)  
2012 Nathan Herrold (Dec. 3)  
2013 Ryan Carrethers (Oct. 28)  
2013 Sterling Young (Nov. 4)  
2014 Qushaun Lee (Sept. 22)  
2014 Ja'Von Rolland-Jones (Nov. 3)  
2015 Cody Brown (Oct. 26)  
2016 Chris Humes (Oct. 17)  
2016 Money Hunter (Nov. 14)





# HONORS & AWARDS

|      |                                 |
|------|---------------------------------|
| 2016 | Chris Odom (Nov. 21)            |
| 2016 | Chris Odom (Dec. 5)             |
| 2017 | Ja'Von Rolland-Jones (Oct. 23)  |
| 2017 | Ja'Von Rolland-Jones (Nov. 20)  |
| 2018 | William Bradley-King (Sept. 24) |
| 2018 | Tajhea Chambers (Oct. 22)       |
| 2018 | Justin Clifton (Nov. 19)        |
| 2019 | Nathan Page (Oct. 28)           |
| 2019 | Darreon Jackson (Nov. 4)        |
| 2020 | Justin Rice (Oct. 12)           |

## Sun Belt Conference

### Special Teams Player of the Week

|      |                               |
|------|-------------------------------|
| 2001 | James Hickenbotham (Sept. 10) |
| 2001 | James Hickenbotham (Oct. 29)  |
| 2002 | James Hickenbotham (Sept. 16) |
| 2003 | Jarod Little (Sept. 15)       |
| 2003 | Jarod Little (Oct. 6)         |
| 2004 | Antonio Warren (Sept. 6)      |
| 2004 | Darren Toney (Sept. 20)       |
| 2004 | Eric Neihouse (Oct. 18)       |
| 2004 | Darren Toney (Nov. 15)        |
| 2005 | Eric Neihouse (Oct. 17)       |
| 2005 | Eric Neihouse (Nov. 14)       |
| 2006 | Brett Shrable (Nov. 20)       |
| 2007 | Brandon Thompkins (Sept. 24)  |
| 2007 | Kevin Jones (Oc. 1)           |
| 2008 | Josh Arauco (Sept. 1)         |
| 2008 | Kevin Jones (Sept. 22)        |
| 2008 | Josh Arauco (Oct. 13)         |
| 2008 | Josh Arauco (Oct. 20)         |
| 2008 | Josh Arauco (Dec. 1)          |
| 2009 | Ryan Wilbourn (Nov. 30)       |
| 2009 | Josh Arauco (Dec. 7)          |
| 2011 | Brian Davis (Sept. 26)        |
| 2011 | Don Jones (Oct. 10)           |
| 2011 | Don Jones (Dec. 5)            |
| 2012 | Brian Davis (Oct. 29)         |
| 2012 | Brian Davis (Dec. 3)          |
| 2013 | J.D. McKissic (Oct. 14)       |
| 2013 | Brian Davis (Nov. 18)         |
| 2013 | Brock Barnhill (Nov. 25)      |
| 2014 | Luke Ferguson (Sept. 1)       |
| 2014 | Artez Brown (Sept. 22)        |
| 2014 | Blaise Taylor (Nov. 17)       |
| 2015 | J.D. McKissic (Sept. 28)      |
| 2015 | Blaise Taylor (Nov. 30)       |
| 2016 | Blaise Taylor (Nov. 7)        |
| 2017 | Blaise Taylor (Oct. 30)       |
| 2018 | Justin McInnis (Nov. 26)      |
| 2019 | Cody Grace (Sept. 30)         |
| 2019 | Cody Grace (Oct. 7)           |
| 2019 | Blake Grupe (Nov. 4)          |
| 2019 | Blake Grupe (Dec. 2)          |
| 2020 | Blake Grupe (Sept. 7)         |
| 2020 | Ryan Hanson (Oct. 12)         |
| 2021 | Alan Lamar (Sept. 27)         |
| 2021 | Alan Lamar (Nov. 1)           |
| 2021 | Blake Grupe (Nov. 15)         |

|      |                       |
|------|-----------------------|
| 2022 | Johnnie Lang (Oct. 3) |
|------|-----------------------|

## OTHER HONORS

### CBSSPORTS.COM Freaks List

|      |                 |
|------|-----------------|
| 2013 | Ryan Carrethers |
|------|-----------------|

### AT&T Long Distance Award

|      |                     |
|------|---------------------|
| 1994 | Kyle Richardson (P) |
| 1995 | Austin Tinsley (FB) |

### Worthen Amateur Athlete

*(Monthly Winners)*

|      |                           |
|------|---------------------------|
| 1968 | Bill Bergey (September)   |
| 1968 | Bill Bergey (December)    |
| 1970 | James Hamilton (December) |
| 1973 | Steve Burks (September)   |
| 1974 | Joe Duren (November)      |
| 1975 | Jimmy Lisko (October)     |
| 1975 | David Hines (November)    |

### Worthen Amateur Athlete

*(Annual Winner)*

|      |                  |
|------|------------------|
| 1968 | Bill Bergey (LB) |
|------|------------------|

### Arkansas Sports Hall of Fame

#### Star of Tomorrow Award

|      |                 |
|------|-----------------|
| 2012 | Ryan Aplin (QB) |
|------|-----------------|

### Little Rock Touchdown Club

#### Dan Hampton Award

|      |                      |
|------|----------------------|
| 2016 | Chris Odom           |
| 2017 | Ja'Von Rolland-Jones |

### Arkansas Athlete of the Month

|      |                            |
|------|----------------------------|
| 1986 | Rickey Jemison (September) |
|------|----------------------------|

### National All-Independent Team

*(First Team)*

|      |                     |
|------|---------------------|
| 1996 | Maurice Harris (SS) |
|------|---------------------|

### National All-Independent Team

*(Second Team)*

|      |                     |
|------|---------------------|
| 1996 | Lennie Johnson (WR) |
|------|---------------------|

### National All-Independent Team

*(Third Team)*

|      |                   |
|------|-------------------|
| 1996 | Jeff Caldwell (K) |
| 1996 | Corey Walker (RB) |

### Football News All-Independent Team

|      |                        |
|------|------------------------|
| 1996 | Gary Jackson (DE)      |
| 1996 | Chappell Mitchell (CB) |
| 1996 | Corey Walker (RB)      |

### Bob Griese's College Football Yearbook

#### All-Independent Team

|      |                     |
|------|---------------------|
| 1995 | Kyle Richardson (P) |
| 1996 | Corey Walker (RS)   |



# HONORS & AWARDS

HISTORY

## Athlon Magazine "Best of the Rest"

1996 | Corey Walker (RB)

## CBS SportsLine.com "Walkon Of The Year"

2006 | Oren O'Neal

## FWAA-FedEx Orange Bowl Courage Award Nominee

2005 | Brandon Rollins (DT)

## Commercial Appeal All-Mid South

1969 | Clovis Swinney (DT)  
1971 | Wayne Dorton (OG)  
1971 | Calvin Harrell (RB)

## Preseason Newcomer of the Year

1995 | Maurice Thomas (WR)

## NationalChamps.Net Preseason All-American

2006 | Tanner Jenkins (C)  
2007 | Tyrell Johnson (S)  
2009 | Josh Arauco (K)  
2009 | Reggie Arnold (RB)  
2009 | Alex Carrington (DE)

## Street & Smith's Preseason All-America

2006 | Tanner Jenkins (C)  
2006 | Tyrell Johnson (S)  
2007 | Tyrell Johnson (S)  
2007 | Matt Mandich (OL)  
2007 | Koby McKinnon (LB)

## All-South Independent Second Team

1992 | Eric Tate (C)

## ARKANSAS STATE AWARDS

### Terry Gwin Scholar-Athlete

1984 | Tim Langford (QB)  
1986 | Mark McMinn (OG)  
1987 | Mark Robbins (QB)  
1988 | Jim Wiseman (C)  
1990 | Mike Ray (OT)  
1991 | John Chism (FB)  
1993 | Blake Denison (WR)  
1996 | Jeff Caldwell (K)  
2000 | Ron Teat (TE)  
2004 | Jason Wood (WR)  
2005 | Oren O'Neal (FB)  
2008 | Tyrell Johnson (S)  
2009 | Brian Flagg (DE)  
2010 | Alex Carrington (DE)  
2012 | Ryan Aplin (QB)  
2013 | Brian Davis (K)  
2018 | Justice Hansen (QB)  
2019 | Omar Bayless (WR)  
2020 | Jonathan Adams Jr. (WR)

## Gary Withrow Award

2003 | Kimani Jones  
2004 | Steven Gibbs  
2005 | Tanner Jenkins  
2006 | Tanner Jenkins  
2007 | Matt Mandich  
2008 | Matt Mandich  
2009 | Derek Newton  
2010 | Sifa Etu  
2011 | Tom Castilaw  
2012 | Zack McKnight  
2013 | Steven Haunga  
2014 | Alan Wright  
2015 | Colton Jackson  
2016 | Jemar Clark  
2017 | Lanard Bonner  
2018 | Lanard Bonner  
2019 | Jarrett Horst  
2020 | Ivory Scott  
2021 | Andre Harris  
2022 | Jordan Rhodes

## Larry Lacewell MVP

2018 | Warren Wand  
2019 | Omar Bayless  
2020 | Jonathan Adams Jr.  
2021 | Joe Ozougwu  
2022 | Johnnie Lang

## All-Time ASU Team

*(Chosen by fans during 1976 season)*

RB | Calvin Harrell (1968-71)  
RB | Richie Woit (1950-53)  
RB | Leroy Harris (1975-76)  
QB | James Hamilton (1968-71)  
QB | David Hines (1972-75)  
WR | Gerald Jumper (1964-67)  
WR | Alfred Bentley (1959-60)  
TE | Steve Lockhart (1968-71)  
C | Dan Buckley (1966-69)  
OL | Wayne Dorton (1968-71)  
OL | Bill Phillips (1968-71)  
OL | Ken Jones (1972-75)  
OL | T.J. Humphreys (1973-76)  
K | Joe Duren (1971-74)  
LB | Bill Bergey (1965-68)  
LB | Jerry Muckensturm (1972-75)  
LB | Mike Malham (1972-75)  
LB | Clovis Swinney (1967-69)  
DL | Dick Dixon (1972-75)  
DL | Ken Bennett (1967-69)  
DE | Robert Speer (1973-76)  
DE | Jimmy Lisko (1972-75)  
DB | Dennis Meyer (1968-71)  
DB | Roy Painter (1973-76)  
DB | Joe Hollimon (1971-74)  
DB | Dick Ritchey (1964-67)  
P | Dan Mullen (1972-75)



# HONORS & AWARDS

## All-Time ASU Team

### Top Player

LB | Bill Bergey (1965-68)

## All-Time ASU Team

### Top Coach

Bennie Ellender (1963-70)

Bill Davidson (1971-76)

## All-Time ASU Team

### Top Game

1975 | vs Memphis

## All-Time ASU Team

### Top Season

1975 | 11-0 record

## All-Time ASU Team

### Greatest Moment

1974 | Joe Duren game-winning 56-yard field goal against McNeese State

## 1980's All-Decade Team

*(Selected by the coaching staff)*

- SE | Fred Barnett (1986-89)
- TE | Ray Brown (1983-85)
- OT | Kenneth Nelson (1986-89)
- OT | Mike Ray (1987-89)
- OG | Randy Barnhill (1984-86)
- OG | Farrell Wilson (1980-84)
- C | Jim Wiseman (1984-87)
- QB | Dwane Brown (1984-87)
- RB | Rickey Jemison (1983-86)
- RB | Dennis Forrest (1986-89)
- RB | Maurice Carthon (1979-82)
- DL | Charlie Fredrick (1984-87)
- DL | Carter Ray Crawford (1984-85)
- DL | Michael Cline (1983-85)
- DL | Marvin Neloms (1983-86)
- LB | Stacy Price (198-85)
- LB | Oscar Willis (1984-85)
- LB | Anthony Withers (1983-86)
- DB | Greg Lee (1984-87)
- DB | Elbert Shelley (1983-86)
- DB | Tim Smiley (1986-88)
- DB | Vincent Barnett (1985-86)
- K | Scott Roper (1986-87)
- P | Bruce Gartman (1980-82)
- RS | Keith Weaver (1981-84)

## 2014 All-Centennial Team Starters

- QB | Ryan Aplin (2009-12)
- RB | Richie Voit (1950-53)
- RB | Calvin Harrell (1968-71)
- FB | Maurice Carthon (1979-82)
- TE | Ray Brown (1983-85)
- C | Dan Buckley (1966-69)
- OL | Ken Jones (1972-75)
- OL | TJ Humphreys (1973-76)

- OL | Bill Phillips (1968-71)
- OL | Randy Barnhill (1984-86)
- WR | Fred Barnett (1986-89)
- WR | J.D. McKissic (2012-15)
- DL | Clovis Swinney (1967-69)
- DL | Carter Ray Crawford (1984-85)
- DL | Marvin Neloms (1983-86)
- DL | Alex Carrington (2006-09)
- LB | Bill Bergey (1965-68)
- LB | Jerry Muckensturm (1972-75)
- LB | Demario Davis (2008-11)
- LB | Carlos Emmons (1992-95)
- DB | Dennis Meyer (1968-71)
- DB | Tyrell Johnson (2004-07)
- DB | Elbert Shelley (1983-86)
- DB | Greg Lee (1984-87)
- UT | Jimmy Lisko (1972-75)
- RS | Terry Whiting (1968-71)
- K | Brian Davis (2010-13)
- P | Joe Slayton (1976-79)
- HC | Larry Laceywell (1979-89)



# RED WOLVES IN THE NFL

HISTORY



Listed below are the Arkansas State players who have been drafted into or are recognized by the NFL as officially on a team roster for at least one season. Players in bold are active.

**Michael Adams - DB (1987 Draft - 3rd Rd)**

New Orleans Saints | 1987-88  
Phoenix Cardinals | 1989

**Fred Barnett - WR (1990 Draft - 3rd Rd)**

Philadelphia Eagles | 1990-95  
Miami Dolphins | 1996-97

**Vincent Barnett - DB**

Cleveland Browns | 1987

**Omar Bayless - WR**

Carolina Panthers | 2020-21  
Kansas City Chiefs | 2022

**Bill Bergey - LB (1969 Draft - 2nd Rd)**

Cincinnati Bengals | 1969-73  
Philadelphia Eagles | 1974-1980

**Jon Bradley - DT**

Tampa Bay Buccaneers | 2004-06  
Detroit Lions | 2007

**Marcus Brown - DB**

Seattle Seahawks | 2010

**Ray Brown - OL (1986 Draft - 8th Rd)**

St. Louis Cardinals | 1986-87  
Phoenix Cardinals | 1988  
Washington | 1990-1995  
San Francisco 49ers | 1996-2001  
Detroit Lions | 2002-03  
Washington | 2004-05

**Kendricke Bullard - WR**

Jacksonville Jaguars | 1996

**Steve Burks - WR**

New England Patriots | 1975-77

**Ryan Carrethers - DT (2014 Draft - 5th Rd)**

San Diego Chargers | 2014-16

**Alex Carrington - DE (2010 Draft - 3rd Rd)**

Buffalo Bills | 2010-13  
St. Louis Rams | 2014  
Buffalo Bills | 2015

**Maurice Carthon - RB**

New York Giants | 1985-1991  
Indianapolis Colts | 1992

**Gary Crane - LB (1969 Draft - 14th Rd)**

Denver Broncos - 1969

**Demario Davis - LB (2012 Draft - 3rd Rd)**

New York Jets | 2012-15  
Cleveland Browns | 2016  
New York Jets | 2017  
New Orleans Saints | 2018-present

**Carlos Emmons - LB (1996 Draft - 7th Rd)**

Pittsburgh Steelers | 1996-99  
Philadelphia Eagles | 2000-03  
New York Giants | 2004-06

**Jeff Fields - DT (1991 Draft - 9th Rd)**

Carolina Panthers | 1995

**Stacy Gore - P**

Miami Dolphins | 1987

**Bryan Hall - DT**

Baltimore Ravens | 2012

**Leroy Harris - RB (1977 Draft - 5th Rd)**

Miami Dolphins | 1977-78  
Philadelphia Eagles | 1979-80, 1982

**M.D. Jennings - S**

Green Bay Packers | 2011-13

**Bill Johnson - RB (1984 Supplemental - 2nd Rd)**

Cincinnati Bengals | 1985-87

**David Johnson - TE (2009 Draft - 7th Rd)**

Pittsburgh Steelers | 2009-2013  
San Diego Chargers | 2014-15  
Pittsburgh Steelers | 2016

**Tyrell Johnson - S (2008 Draft - 2nd Rd)**

Minnesota Vikings | 2008-11  
Detroit Lions | 2012

**Don Jones - S (2013 Draft - 7th Rd)**

Miami Dolphins | 2013-14  
New England Patriots | 2014



Cleveland Browns | 2015-16  
 New Orleans Saints | 2015  
 Houston Texas | 2016

**Ken Jones - T/DE (1976 Draft - 2nd Rd)**

Buffalo Bills | 1976-86  
 New York Jets | 1987

**Tyrone Jones - DB**

Philadelphia Eagles | 1989

**Greg Lee - DB**

Pittsburgh Steelers | 1988

**Cleo Lemon - QB**

San Diego Chargers | 2005  
 Miami Dolphins | 2006-07  
 Jacksonville Jaguars | 2008

**Kelcie McCray - S**

Miami Dolphins | 2012-13  
 Tampa Bay Buccaneers | 2013  
 Kansas City Chiefs | 2014  
 Seattle Seahawks | 2015-16

**J.D. McKissic - WR**

Seattle Seahawks | 2016-18  
 Detroit Lions | 2019  
 Washington | 2020-present

**Forrest Merrill - DT**

Los Angeles Chargers | 2021-present

**Kirk Merritt - WR**

Miami Dolphins | 2020-2021  
 New Orleans Saints | 2022-present

**Dennis Meyer - DB (1972 Draft - 6th Rd)**

Pittsburgh Steelers | 1973

**Orna Middlebrook - WR (1977 Draft - 10th Rd)**

Philadelphia Eagles | 1978

**Jerry Muckensturm - LB (1976 Draft - 7th Rd)**

Chicago Bears | 1976-80, 1982-83

**Derek Newton - T (2011 Draft - 7th Rd)**

Houston Texans | 2011-16  
 New Orleans Saints | 2018

**Oren O'Neal - FB (2007 Draft - 6th Rd)**

Oakland Raiders | 2007, 2009

**Chris Odom - DE**

Green Bay Packers | 2017  
 Washington | 2019-20  
 Cleveland | 2022

**Stacy Price - LB**

San Diego Chargers | 1987

**Kyle Richardson - P**

Miami Dolphins | 1997  
 Seattle Seahawks | 1997  
 Baltimore Ravens | 1998-2001  
 Minnesota Vikings | 2002  
 Cincinnati Bengals | 2003  
 Cleveland Browns | 2005

**Elbert Shelley - DB (1987 Draft - 11th Rd)**

Atlanta Falcons | 1987-96

**Clovis Swinney - DT (1970 Draft - 3rd Rd)**

New Orleans Saints | 1970  
 New York Jets | 1971

**Jim Tarle - K**

Jacksonville Jaguars | 2000-01

**Corey Walker - RB**

Philadelphia Eagles | 1998

**Sammy Weir - WR**

Houston Oilers | 1965  
 New York Jets | 1966

**Corey Williams - DT (2004 Draft - 7th Rd)**

Green Bay Packers | 2004-07  
 Cleveland Browns | 2008-09  
 Detroit Lions | 2010-12

**Kyle Wilson - LB**

Los Angeles Chargers | 2018

**Stan Winfrey - RB (1975 Draft - 2nd Rd)**

Miami Dolphins | 1975-77  
 Tampa Bay Buccaneers | 1977

**Richie Voit - RB (1954 Draft - 25th Rd)**

Detroit Lions | 1955

**Xavier Woodson-Luster - LB**

Oakland Raiders | 2017  
 Cleveland Browns | 2018

**Mitchell Young - DE**

Atlanta Falcons | 1987



# RED WOLVES IN THE SUPER BOWL

HISTORY



Bill Bergey



Leroy Harris



Maurice Carthon



Maurice Carthon



Kyle Richardson



David Johnson



Bryan Hall



*\*Bold indicates team won Super Bowl*

## Arkansas State coaches/players to coach in the Super Bowl

| Coach                  | At A-State     | NFL Position                 | Team                        | Super Bowl    |
|------------------------|----------------|------------------------------|-----------------------------|---------------|
| Maurice Carthon#       | 1979-82        | Running Backs Coach          | New England Patriots        | XXXI          |
| Ray Perkins^           | 1992           | Offensive Coordinator        | New England Patriots        | XXXI          |
| Ron Meeks#             | 1975-76        | Secondary Coach              | Atlanta Falcons             | XXXIII        |
| Ron Meeks#             | 1975-76        | Secondary Coach              | St. Louis Rams              | XXXVI         |
| <b>Mike Tomlin*</b>    | <b>1997-98</b> | <b>Defensive Backs</b>       | <b>Tampa Bay Buccaneers</b> | <b>XXXVII</b> |
| <b>Ron Meeks#</b>      | <b>1975-76</b> | <b>Defensive Coordinator</b> | <b>Indianapolis Colts</b>   | <b>XLI</b>    |
| Maurice Carthon#       | 1979-82        | Running Backs Coach          | Arizona Cardinals           | XLIII         |
| <b>Keith Butler*</b>   | <b>1999</b>    | <b>Linebackers Coach</b>     | <b>Pittsburgh Steelers</b>  | <b>XLIII</b>  |
| <b>Randy Fichtner*</b> | <b>1997-00</b> | <b>Wide Receivers Coach</b>  | <b>Pittsburgh Steelers</b>  | <b>XLIII</b>  |
| <b>Mike Tomlin*</b>    | <b>1997-98</b> | <b>Head Coach</b>            | <b>Pittsburgh Steelers</b>  | <b>XLIII</b>  |
| Keith Butler*          | 1999           | Linebackers Coach            | Pittsburgh Steelers         | XLV           |
| Randy Fichtner*        | 1997-00        | Quarterbacks Coach           | Pittsburgh Steelers         | XLV           |
| Mike Tomlin*           | 1997-98        | Head Coach                   | Pittsburgh Steelers         | XLV           |

^ Head Coach # Player \* Assistant Coach **Bold indicates team won Super Bowl**



## RED WOLVES IN THE PRO BOWL



**Fred Barnett (WR)**

Philadelphia Eagles

1992



**Bill Bergey (LB)**

Cincinnati Bengals

1969

Philadelphia Eagles 1974, 1976, 1977, 1978



**Ray Brown (OG)**

San Francisco 49ers

2001



**Elbert Shelley (DB)**

Atlanta Falcons

1992, 1993, 1994, 1995





# RED WOLVES IN THE NFL DRAFT

HISTORY

| BY YEAR |    |      |                   |           |
|---------|----|------|-------------------|-----------|
| Year    | Rd | Pick | Name              | Team      |
| 1939    | FA | -    | Clifton Mack      | Lions     |
| 1949    | 11 | 103  | Harry Larche      | Packers   |
| 1954    | 25 | 301  | Richie Voit       | Lions     |
| 1956    | 15 | 179  | Tommy Spiers      | Cardinals |
| 1957    | FA | -    | Howard Cissell    | Colts     |
| 1959    | FA | -    | Bill Caldwell     | Jets      |
| 1960    | FA | -    | Alfred Bentley    | Jets      |
| 1962    | FA | -    | Billy Joe Turner  | Browns    |
| 1962    | FA | -    | Sammy Weir        | Oilers    |
| 1965    | FA | -    | H.K. Reeves       | Cowboys   |
| 1965    | FA | -    | Dan Sumemrs       | Bears     |
| 1968    | 10 | 272  | Ron Worthen       | Packers   |
| 1969    | 2  | 31   | Bill Bergey       | Bengals   |
| 1969    | 14 | 348  | Gary Crane        | Broncos   |
| 1969    | FA | -    | Frank McGuigan    | Eagles    |
| 1970    | 3  | 62   | Clovis Swinney    | Saints    |
| 1971    | FA | -    | Chet Douthit      | Dolphins  |
| 1972    | 3  | 58   | Bill Phillips     | Broncos   |
| 1972    | 6  | 137  | Wayne Dorton      | Saints    |
| 1972    | 6  | 143  | Dennis Meyer      | Steelers  |
| 1972    | 7  | 180  | Calvin Harrell    | Dolphins  |
| 1972    | 12 | 293  | Steve Lockhart    | Saints    |
| 1972    | 13 | 314  | James Hamilton    | Bengals   |
| 1974    | 15 | 371  | Vince Ansell      | Cardinals |
| 1974    | 17 | 422  | Doug Lowrey       | Jets      |
| 1975    | 2  | 49   | Steve Winfrey     | Dolphins  |
| 1975    | 4  | 91   | Steve Burks       | Patriots  |
| 1975    | 8  | 207  | Joe Hollimon      | Vikings   |
| 1975    | FA | -    | Andy Haney        | Chiefs    |
| 1976    | 2  | 45   | Ken Jones         | Bills     |
| 1976    | 7  | 184  | Dick Dixon        | Seahawks  |
| 1976    | 7  | 190  | Jerry Muckensturm | Bears     |
| 1976    | 9  | 260  | Jimmy Lisko       | Broncos   |
| 1976    | 15 | 417  | Eddie Morgan      | Giants    |
| 1976    | 17 | 469  | Mike Malham       | Bears     |
| 1977    | 5  | 123  | Leroy Harris      | Dolphins  |
| 1977    | 9  | 229  | T.J. Humphreys    | Eagles    |
| 1977    | 9  | 233  | Joel Mullins      | Packers   |
| 1977    | 9  | 242  | Robert Speer      | Falcons   |
| 1977    | 10 | 268  | Orna Middlebrook  | Broncos   |
| 1977    | FA | -    | Denver Latimore   | Browns    |
| 1977    | FA | -    | Ron Meeks         | Giants    |
| 1977    | FA | -    | Roy Painter       | Jets      |
| 1978    | FA | -    | Hugh Crisp        | Bears     |
| 1979    | FA | -    | Dikki Dyson       | Cowboys   |
| 1979    | FA | -    | Ed Preston        | Cowboys   |
| 1980    | 2  | 37   | Gene Bradley      | Bills     |
| 1980    | FA | -    | Danny Cook        | Saints    |
| 1982    | FA | -    | Ken Armbrust      | Broncos   |
| 1982    | FA | -    | Paul Gilbow       | Broncos   |
| 1982    | FA | -    | John McCaughey    | Raiders   |
| 1982    | FA | -    | Leveren Tillman   | Raiders   |
| 1983    | 12 | 319  | Waddell Kelly     | Patriots  |
| 1983    | FA | -    | Rick Fishback     | Raiders   |
| 1984    | S2 | 38   | Bill Johnson      | Bengals   |
| 1984    | FA | -    | Erven Beasley     | Cowboys   |
| 1984    | FA | -    | Gary Burton       | Dolphins  |

| BY YEAR |    |      |                     |            |
|---------|----|------|---------------------|------------|
| Year    | Rd | Pick | Name                | Team       |
| 1985    | 8  | 221  | Judious Lewis       | Seahawks   |
| 1985    | FA | -    | Farrell Wilson      | Cowboys    |
| 1986    | 8  | 201  | Ray Brown           | Cardinals  |
| 1986    | 8  | 210  | Michael Cline       | Packers    |
| 1986    | FA | -    | Carter Ray Crawford | Cardinals  |
| 1986    | FA | -    | Stacy Price         | Cardinals  |
| 1986    | FA | -    | Mitchell Young      | Dolphins   |
| 1987    | 3  | 67   | Michael Adams       | Saints     |
| 1987    | 11 | 292  | Elbert Shelley      | Falcons    |
| 1987    | FA | -    | Vincent Barnett     | Packers    |
| 1987    | FA | -    | Cazy Francis        | Buccaneers |
| 1987    | FA | -    | Rickey Jemison      | Washington |
| 1988    | FA | -    | Greg Lee            | Steelers   |
| 1988    | FA | -    | Steve Sampson       | Cowboys    |
| 1988    | FA | -    | Jim Wiseman         | Cardinals  |
| 1989    | 5  | 129  | Tim Smiley          | Washington |
| 1989    | FA | -    | Tyrone Jones        | Eagles     |
| 1990    | 3  | 77   | Fred Barnett        | Eagles     |
| 1990    | FA | -    | Tony Walton         | Giants     |
| 1991    | 9  | 228  | Jeff Fields         | Rams       |
| 1991    | FA | -    | Alex Shell          | Giants     |
| 1993    | FA | -    | Bryant Broady       | Jets       |
| 1995    | S3 | -    | Darren Benson       | Cowboys    |
| 1995    | FA | -    | Kendricke Bullard   | Patriots   |
| 1996    | 7  | 242  | Carlos Emmons       | Steelers   |
| 1998    | FA | -    | Corey Walker        | Eagles     |
| 1999    | FA | -    | Todd Frobieter      | Rams       |
| 2001    | FA | -    | Robert Kilow        | Buccaneers |
| 2001    | FA | -    | Cleo Lemon          | Ravens     |
| 2001    | FA | -    | Jacquis Walker      | Jaguars    |
| 2002    | FA | -    | Jonathan Adams      | Saints     |
| 2002    | FA | -    | Garrick Jones       | Jaguars    |
| 2003    | FA | -    | Garry Johnson       | Bengals    |
| 2004    | 6  | 179  | Corey Williams      | Packers    |
| 2004    | FA | -    | Jon Bradley         | Eagles     |
| 2005    | FA | -    | Steven Gibbs        | Seahawks   |
| 2006    | FA | -    | Shermar Bracey      | Packers    |
| 2006    | FA | -    | Nick Noce           | Cowboys    |
| 2006    | FA | -    | Antonio Warren      | Browns     |
| 2007    | 6  | 175  | Oren O'Neal         | Raiders    |
| 2008    | 2  | 43   | Tyrell Johnson      | Vikings    |
| 2008    | FA | -    | Khayyam Burns       | Chiefs     |
| 2008    | FA | -    | Darren Toney        | Panthers   |
| 2009    | 7  | 241  | David Johnson       | Steelers   |
| 2010    | 3  | 72   | Alex Carrington     | Bills      |
| 2010    | FA | -    | Daylan Walker       | Falcons    |
| 2010    | FA | -    | Marcus Brown        | Seahawks   |
| 2011    | 7  | 214  | Derek Newton        | Texans     |
| 2011    | FA | -    | M.D. Jennings       | Packers    |
| 2011    | FA | -    | Bryan Hall          | Ravens     |
| 2012    | 3  | 77   | Demario Davis       | Jets       |
| 2012    | FA | -    | Brandon Joiner      | Bengals    |
| 2012    | FA | -    | Kelcie McCray       | Dolphins   |
| 2013    | 7  | 250  | Don Jones           | Dolphins   |
| 2013    | FA | -    | Taylor Stockemer    | Dolphins   |
| 2014    | 5  | 165  | Ryan Carrethers     | Chargers   |
| 2014    | FA | -    | Julian Jones        | Falcons    |



# RED WOLVES IN THE NFL DRAFT

| BY YEAR |    |      |                       |            |
|---------|----|------|-----------------------|------------|
| Year    | Rd | Pick | Name                  | Team       |
| 2016    | FA | -    | Darion Griswold       | Colts      |
| 2016    | FA | -    | J.D. McKissic         | Falcons    |
| 2017    | FA | -    | Chris Humes           | Raiders    |
| 2017    | FA | -    | Chris Odom            | Falcons    |
| 2017    | FA | -    | Xavier Woodson-Luster | Raiders    |
| 2018    | FA | -    | Dee Linder            | Chiefs     |
| 2018    | FA | -    | Blake Mack            | Chiefs     |
| 2018    | FA | -    | Ja'Von Rolland-Jones  | Bengals    |
| 2018    | FA | -    | Kyle Wilson           | Eagles     |
| 2019    | FA | -    | Lanard Bonner         | Falcons    |
| 2020    | FA | -    | Omar Bayless          | Panthers   |
| 2020    | FA | -    | Kirk Merritt          | Dolphins   |
| 2021    | FA | -    | Jonathan Adams Jr.    | Lions      |
| 2021    | FA | -    | Forrest Merrill       | Chargers   |
| 2021    | FA | -    | Seth Cottengim        | Broncos    |
| 2021    | FA | -    | Joe Ozugwu            | Buccaneers |

| BY ROUND |    |      |                   |            |
|----------|----|------|-------------------|------------|
| Year     | Rd | Pick | Name              | Team       |
| 1969     | 2  | 31   | Bill Bergey       | Bengals    |
| 1980     | 2  | 37   | Gene Bradley      | Bills      |
| 2008     | 2  | 43   | Tyrell Johnson    | Vikings    |
| 1976     | 2  | 45   | Ken Jones         | Bills      |
| 1975     | 2  | 49   | Steve Winfrey     | Patriots   |
| 1972     | 3  | 58   | Bill Phillips     | Broncos    |
| 1970     | 3  | 62   | Clovis Swinney    | Saints     |
| 1987     | 3  | 67   | Michael Adams     | Saints     |
| 2010     | 3  | 72   | Alex Carrington   | Bills      |
| 1990     | 3  | 77   | Fred Barnett      | Eagles     |
| 2012     | 3  | 77   | Demario Davis     | Jets       |
| 1975     | 4  | 91   | Steve Burks       | Patriots   |
| 1977     | 5  | 123  | Leroy Harris      | Dolphins   |
| 1989     | 5  | 129  | Tim Smiley        | Washington |
| 2014     | 5  | 165  | Ryan Carrethers   | Chargers   |
| 1972     | 6  | 137  | Wayne Dorton      | Saints     |
| 1972     | 6  | 143  | Dennis Meyer      | Steelers   |
| 2007     | 6  | 175  | Oren O'Neal       | Raiders    |
| 2004     | 6  | 179  | Corey Williams    | Packers    |
| 1972     | 7  | 180  | Calvin Harrell    | Dolphins   |
| 1976     | 7  | 184  | Dick Dixon        | Seahawks   |
| 1976     | 7  | 190  | Jerry Muckensturm | Bears      |
| 2011     | 7  | 214  | Derek Newton      | Texans     |
| 2009     | 7  | 241  | David Johnson     | Steelers   |
| 1996     | 7  | 242  | Carlos Emmons     | Steelers   |
| 2013     | 7  | 250  | Don Jones         | Dolphins   |
| 1986     | 8  | 201  | Ray Brown         | Cardinals  |
| 1975     | 8  | 207  | Joe Hollimon      | Vikings    |
| 1986     | 8  | 210  | Michael Cline     | Packers    |
| 1985     | 8  | 221  | Judious Lewis     | Seahawks   |
| 1991     | 9  | 228  | Jeff Fields       | Rams       |
| 1977     | 9  | 229  | T.J. Humphreys    | Eagles     |
| 1977     | 9  | 233  | Joel Mullins      | Packers    |
| 1977     | 9  | 242  | Robert Spear      | Falcons    |
| 1977     | 9  | 260  | Jimmy Lisko       | Broncos    |
| 1977     | 10 | 268  | Orna Middlebrook  | Broncos    |
| 1968     | 10 | 272  | Ron Worthen       | Packers    |
| 1949     | 11 | 103  | Harry Larche      | Packers    |

1987 | 11 | 292 | Elbert Shelley | Falcons

| BY ROUND |    |      |                |           |
|----------|----|------|----------------|-----------|
| Year     | Rd | Pick | Name           | Team      |
| 1972     | 12 | 293  | Steve Lockhart | Saints    |
| 1983     | 12 | 319  | Waddell Kelly  | Patriots  |
| 1972     | 13 | 314  | James Hamilton | Bengals   |
| 1969     | 14 | 348  | Gary Crane     | Broncos   |
| 1956     | 15 | 179  | Tommy Spiers   | Cardinals |
| 1974     | 15 | 371  | Vince Ancell   | Cardinals |
| 1976     | 15 | 417  | Eddie Morgan   | Giants    |
| 1974     | 17 | 422  | Doug Lowrey    | Jets      |
| 1977     | 17 | 469  | Mike Malham    | Bears     |
| 1954     | 25 | 301  | Richie Woit    | Lions     |

### Supplemental Picks

| Year | Rd | Pick | Name          | Team    |
|------|----|------|---------------|---------|
| 1984 | 2  | 38   | Bill Johnson  | Bengals |
| 1995 | 3  | -    | Darren Benson | Cowboys |

HISTORY



## RED WOLVES IN THE POSTSEASON

HISTORY

### 1951 Refrigerator Bowl

December 2 | Evansville, Ind. (10,000)

|                   | 1  | 2 | 3 | 4  | F  |
|-------------------|----|---|---|----|----|
| Arkansas State    | 12 | 7 | 7 | 20 | 46 |
| Camp Breckinridge | 0  | 6 | 0 | 6  | 12 |

*Highlights:* Richie Voit rushed for 166 yards and 3 TDs to spark ASU, which wound up with 582 yards of offense. Rudy Wagner and Buzzy Gebert scored twice each for the Tribe, which was the highest scoring team and the No. 2 defensive team in the nation.

### 1952 Tangerine Bowl

January 1 | Orlando, Fla. (12,500)

|                | 1 | 2 | 3  | 4 | F  |
|----------------|---|---|----|---|----|
| Stetson        | 7 | 0 | 21 | 7 | 35 |
| Arkansas State | 7 | 6 | 0  | 7 | 20 |

*Highlights:* All-America quarterback Bill Johnson connected for 3 TD passes with Dave Laude to help the Hatters overcome a 13-7 ASU half-time lead. Stetson was limited to 50 yards of offense and three first downs in the first half, but made up for it thereafter.

### 1952 Refrigerator Bowl

December 7 | Evansville, Ind. (9,500)

|                  | 1 | 2  | 3  | 4  | F  |
|------------------|---|----|----|----|----|
| Western Kentucky | 0 | 14 | 13 | 7  | 34 |
| Arkansas State   | 6 | 0  | 0  | 13 | 19 |

*Highlights:* The Hilltoppers overcame an opening 73-yard drive on ASU's first possession to improve their record to 9-1. They scored 34 unanswered points before a pair of fourth quarter ASU touchdowns made it more respectable. ASU had to play without All-America halfback Richie Voit, sidelined with a broken ankle.

### 1954 Tangerine Bowl

January 1 | Orlando, Fla. (12,976)

|                    | 1 | 2 | 3 | 4 | F |
|--------------------|---|---|---|---|---|
| Arkansas State     | 7 | 0 | 0 | 0 | 7 |
| Texas A&M-Commerce | 0 | 0 | 0 | 0 | 7 |

*Highlights:* Texas A&M-Commerce, heavily favored with the nation's longest win streak at 29 games, had to march 61 yards in the fourth period to manage the tie. ASU had scored in the first quarter on 20-yard Bobby Spann to Jim Turley pass. Dan Spensieri intercepted a Texas A&M-Commerce pass in the final period and appeared on the way to scoring with it, but dropped the ball out of bounds at midfield.

### 1968 Pecan Bowl

December 14 | Arlington, Texas (7,200)

|                    | 1 | 2  | 3 | 4 | F  |
|--------------------|---|----|---|---|----|
| North Dakota State | 9 | 14 | 0 | 0 | 23 |
| Arkansas State     | 0 | 0  | 0 | 0 | 14 |

*Highlights:* Paul Hatchett plowed for 106 yards on 25 carries to spark NDSU, which took 9-0 record into the game. The Bison recovered an early fumble on ASU's 17, took it in three plays later and proceeded to a 23-0 halftime edge. James Hamilton, who passed for 173 yards, ran for a couple of fourth-period Indian scores, but they were too little and too late.

### 1969 Pecan Bowl

December 15 | Arlington, Texas (7,500)

|                | 1 | 2  | 3  | 4 | F  |
|----------------|---|----|----|---|----|
| Arkansas State | 7 | 15 | 0  | 7 | 29 |
| Drake          | 0 | 0  | 13 | 8 | 21 |

*Highlights:* Backup quarterback Bubba Crocker took over when regular James Hamilton was injured early in the first quarter and masterfully directed the victory. He threw for two TDs, ran for another and scored a two-point conversion as the Tribe ran up a 22-0 halftime lead. Calvin Harrell supplied the muscle with 160 rushing yards on 34 carries.



## RED WOLVES IN THE POSTSEASON

### 1970 Pecan Bowl

December 12 | Arlington, Texas (9,500)

|                        | 1        | 2         | 3        | 4         | F         |
|------------------------|----------|-----------|----------|-----------|-----------|
| <b>Arkansas State</b>  | <b>3</b> | <b>14</b> | <b>7</b> | <b>14</b> | <b>38</b> |
| Central Missouri State | 0        | 7         | 0        | 14        | 21        |

*Highlights:* ASU amassed 509 yards of offense, thanks to 244 passing yards by James Hamilton and 135 rushing yards by Calvin Harrell. Chet Douthit landed two of Hamilton's three TD passes. Dennis Meyer contributed by intercepting a pair of CMSU tosses.

### 1984 I-AA Playoffs (1st Rd)

November 24 | Jonesboro (10,872)

|                       | 1        | 2         | 3        | 4        | F         |
|-----------------------|----------|-----------|----------|----------|-----------|
| <b>Arkansas State</b> | <b>6</b> | <b>17</b> | <b>7</b> | <b>7</b> | <b>37</b> |
| Chattanooga           | 0        | 3         | 0        | 7        | 10        |

*Highlights:* Two flashy scores in the final 24 seconds of the first half propelled the Indians to success - a 24-yard guard-around run by Farrell Wilson and a 57-yard interception return by I.J. Chapman. The Indians kept the ball for over 36 minutes while rolling up a 30-3 lead after three quarters. Rickey Jemison's 78 rushing yards led an attack also featuring Dwane Brown's 116 passing yards. ASU's Marvin Neloms recorded three sacks.

### 1984 I-AA Playoffs (2nd Rd)

December 1 | Bozeman, Mont. (12,037)

|                      | 1        | 2        | 3        | 4         | F         |
|----------------------|----------|----------|----------|-----------|-----------|
| <b>Montana State</b> | <b>0</b> | <b>7</b> | <b>7</b> | <b>17</b> | <b>31</b> |
| Arkansas State       | 7        | 7        | 0        | 0         | 14        |

*Highlights:* Sophomore Kelly Bradley passed for three touchdowns to rally MSU to a come-from-behind triumph. Bradley completed 27 of 47 passes for 313 yards, including TD tosses of 6 and 12 yards to Dasin Dietrich. ASU's only scores came on 25-yard and 45-yard interception returns by strong safety Billy Ray Bowers. Fullback Rickey Jemison had 100 rushing yards on 21 carries, but the Indians suffered from five lost fumbles and an interception on the frozen turf.

### 1985 I-AA Playoffs (1st Rd)

November 30 | Jonesboro (8,730)

|                       | 1        | 2        | 3        | 4        | F         |
|-----------------------|----------|----------|----------|----------|-----------|
| <b>Arkansas State</b> | <b>0</b> | <b>7</b> | <b>0</b> | <b>3</b> | <b>10</b> |
| Grambling             | 0        | 0        | 0        | 7        | 7         |

*Highlights:* Frank Richards' 25-yard field goal with five seconds left was the margin of difference on muddy turf. The Indians maintained the ball for 37 minutes and tallied 27 first downs, but had trouble crossing the goal line. Rickey Jemison scored the only ASU touchdown on a one-yard plunge in the second quarter after Ray Brown's guard-around play moved the ball 25 yards to the one. Jemison had 94 yards on 28 carries, and Dwane Brown threw for 114 yards. ASU's defense limited Grambling to six first downs and 154 total yards.

### 1985 I-AA Playoff (Quarterfinal)

December 7 | Reno, Nev. (10,241)

|                | 1        | 2        | 3         | 4        | F         |
|----------------|----------|----------|-----------|----------|-----------|
| <b>Nevada</b>  | <b>0</b> | <b>7</b> | <b>17</b> | <b>0</b> | <b>24</b> |
| Arkansas State | 7        | 3        | 0         | 13       | 23        |

*Highlights:* A couple of muffed field goal chances in the closing seconds prevented ASU from overcoming a 24-10 deficit in a blizzard. The Indians, who led 10-7 at halftime, also fumbled away an opportunity on the six and missed an extra point and 48-yard field goal - all in the final quarter. ASU, which had the ball 37 minutes and totaled 407 yards and 23 first downs, had 84 rushing yards from Dwane Brown.



## RED WOLVES IN THE POSTSEASON

HISTORY

### 1986 I-AA Playoff (Quarterfinal)

December 6 | Newark, Del. (12,018)

|                | 1  | 2  | 3 | 4  | F  |
|----------------|----|----|---|----|----|
| Arkansas State | 21 | 10 | 7 | 17 | 55 |
| Delaware       | 7  | 7  | 0 | 0  | 14 |

*Highlights:* Fullback Rickey Jemison rushed for a career-high 159 yards and scored two touchdowns as ASU accumulated 646 yards of offense (526 on the ground) while averaging 8.1 yards per play. Delaware collected 421 yards, but had trouble scoring in what was the worst home defeat (41 points) in Blue Hen history.

### 1986 I-AA Playoff (Semifinal)

December 13 | Jonesboro (10,500)

|                  | 1 | 2 | 3 | 4 | F  |
|------------------|---|---|---|---|----|
| Arkansas State   | 7 | 7 | 7 | 3 | 24 |
| Eastern Kentucky | 0 | 7 | 3 | 0 | 10 |

*Highlights:* Defense was key for ASU, which forced six turnovers, allowed only two third-down conversions, notched three sacks and stopped the Colonels five times inside the Indian 30. Linebacker Dan Miller led the way with 14 tackles, two interceptions and two tipped passes. Despite fumbling on the first play, Richard Kimble netted 95 yards rushing (filling in for the injured Rickey Jemison). EKU's only TD came after an A-State fumble.

### 1986 I-AA Playoff (Championship)

December 19 | Tacoma, Wash. (4,419)

|                  | 1  | 2  | 3  | 4 | F  |
|------------------|----|----|----|---|----|
| Georgia Southern | 10 | 16 | 15 | 7 | 48 |
| Arkansas State   | 7  | 0  | 8  | 6 | 21 |

*Highlights:* Tracy Ham was too much for A-State on the artificial turf in the Tacoma Dome. He rushed for 180 yards and passed for 306 in one of the greatest quarterback exhibitions ever against an Indian team. The defending national champ Eagles averaged 7.5 yards per play and controlled the ball nearly 36 minutes. ASU fumbled on the second play of the game, and GS converted that miscue into a TD. The rest was all downhill for the Eagles, who scored on all six of their first-half possessions. Fullback Richard Kimble of ASU had 134 yards rushing.

### 1987 I-AA Playoff (1st Rd)

November 28 | Jackson, Miss. (7,500)

|                | 1  | 2 | 3  | 4  | F  |
|----------------|----|---|----|----|----|
| Arkansas State | 0  | 0 | 14 | 21 | 35 |
| Jackson State  | 10 | 0 | 7  | 15 | 32 |

*Highlights:* A wild finish, including five second-half touchdowns, lifted the Indians, who had fumbled away three chances in the opening stages. In that almost swap-out second half, ASU scored on a 62-yard ground-based drive, a 35-yard pass, an 11-yard end-around to end a 52-yard drive and a 62-yard interception return. ASU collected 206 yards on the ground; JSU managed 283 of its 397 through the air.

### 1987 I-AA Playoff (Quarterfinal)

December 5 | Cedar Falls, Iowa (6,100)

|                | 1 | 2  | 3  | 4  | F  |
|----------------|---|----|----|----|----|
| Northern Iowa  | 6 | 15 | 7  | 21 | 49 |
| Arkansas State | 7 | 7  | 14 | 0  | 28 |

*Highlights:* Northern Iowa cashed in four lost ASU fumbles - three into touchdowns - while amassing 530 yards of offense in a game closer than the score indicated. Carl Boyd was all over the place for the Panthers, collected 124 ground yards and catching several drive-saving passes. It was a see-saw affair for awhile, with A-State's last lead at 28-21 late in the third quarter. UNI dominated the fourth quarter as A-State miscues handed the Panthers two easy scores.



# 2005 NEW ORLEANS BOWL



Dec. 20, 2005 | Lafayette, La. (18,388)

\*Game moved due to Hurricane Katrina

|                | 1 | 2  | 3  | 4 | F  |
|----------------|---|----|----|---|----|
| Southern Miss  | 0 | 10 | 14 | 7 | 31 |
| Arkansas State | 0 | 10 | 9  | 0 | 19 |

| Team    | Qtr | Time  | Scoring Play      | P-Yds | TOP  |
|---------|-----|-------|-------------------|-------|------|
| USM     | 2   | 9:20  | McCaleb 31 yd FG  | 14-70 | 4:48 |
| A-State | 2   | 6:37  | Neihouse 44 yd FG | 5-44  | 2:43 |
| USM     | 2   | 2:05  | Mason 5 yd run    | 10-71 | 4:32 |
| A-State | 2   | 0:06  | Noce 4 yd run     | 8-80  | 1:59 |
| USM     | 3   | 11:44 | Hull 1 yd run     | 2-10  | 0:42 |
| A-State | 3   | 8:51  | Burton 2 yd rec.  | 6-80  | 2:53 |
| USM     | 3   | 6:08  | Nelson 29 yd rec. | 7-65  | 2:43 |
| A-State | 3   | 2:22  | TEAM Safety       | -     | -    |
| USM     | 4   | 8:22  | Nelson 6 yd rec.  | 7-25  | 3:19 |

### TEAM STATISTICS

|                         | A-STATE | USM     |
|-------------------------|---------|---------|
| First Downs             | 16      | 25      |
| Net yards rushing       | 119     | 192     |
| Net yards passing       | 213     | 253     |
| Passes Comp-Att-Int     | 10-19-1 | 17-32-0 |
| Total Net Yards         | 332     | 445     |
| Fumbles: Number-Lost    | 2-2     | 3-2     |
| Penalties: Number-Yards | 9-49    | 6-57    |
| Possession Time         | 25:36   | 34:24   |
| Third Down Conversions  | 4-13    | 7-14    |
| Sacks By: Number-Yards  | 0-0     | 4-31    |

### INDIVIDUAL STATISTICS

**RUSHING:** Southern Miss - Hull, C. 37-161; Mason, C. 6-34; Almond, D. 3-11; Thomas, L. 1-9; Weakley, B. 1-3; TEAM 2-(-26). Arkansas State - Noce, N. 17-55; Bracey, S. 14-40; Warren, A. 7-20; Jones, K. 2-4. **PASSING:** Southern Miss - Almond, D. 17-32-0-253. Arkansas State - Noce, N. 10-19-1-213. **RECEIVING:** Southern Miss - Nelson, S. 6-121; Perine, A. 3-60; Carter, D. 2-26; Barnes, J. 2-23; Causey, P. 2-12; Williams, T. 2-11. Arkansas State - Vincent, G. 3-53; Burton, M. 2-8; Dejohnette, L. 1-49; Jones, K. 1-43; Smith, J. 1-43; Bracey, S. 1-20; Hamton, E. 1-(-3). **INTERCEPTIONS:** Southern Miss - Eubanks, J. 1-0. Arkansas State - None. **FUMBLES:** Southern Miss - Almond, D. 1-1; Thomas, L. 1-0; Weakley, B. 1-1. Arkansas State - Noce, N. 1-1; Warren, A. 1-1.



**LAFAYETTE, La.** — The final score showed 31-19 in favor of the Golden Eagles of Southern Miss when the clock struck 0:00, but the final score didn't do justice to the Arkansas State team and the effort of the Indians on the night.

ASU (6-6) took over at the 8:22 mark of the fourth quarter after USM punched in a touchdown to make the score 31-19. Quarterback Nick Noce then began engineering a drive that began at the ASU 30. Noce scrambled for 30 yards on the first two plays from scrimmage to get the ball into USM territory.

It appeared as if fortune would smile on the Indians in the game when, on the very first possession, USM was driving the ball at will on ASU. With the nose of the ball resting mere inches from the goal line, Almond took the snap and was nailed at the line and fumbled the ball. Myron Anderson pounced on the loose football as the defense held USM out of the endzone.

Electing to punt, Eric Neihouse squeezed off a short but effective 25 yard punt that pinned the Golden Eagles down inside their own 17. ASU's defense was asked to hold to give the offense another crack at narrowing the gap.

Noce passed for 213 yards and a touchdown on the night while rushing for 55 yards and another score. The Golden Eagles rode the surprising ground attack of Hull and his 161 yard effort and Almond's 253 yards and two scores to the win.

Stars of the game for the Indians were numerous, but Myron Anderson's nine-tackle effort was easily the defensive effort on the night. Anderson set a career high in tackles in a game in his final collegiate contest as well while being credited with three tackles for loss. Safety Tyrell Johnson had another solid night, registering nine tackles and defensive end Brandon Rollins chipped in a career high seven tackles and a forced fumble.

Offensively it may have been the Noce show, but the ASU running backs kept the USM defense honest, allowing Noce to throw for the second-best passing performance of the season for the Indians. Noce completed passes to seven different receivers with his favorite target being Gary Vincent. Vincent ended with three receptions for 53 yards.



# 2012 GODADDY.COM BOWL

HISTORY



Jan. 8, 2012 | Mobile, Ala. (38,374)

|                   | 1  | 2  | 3 | 4  | F  |
|-------------------|----|----|---|----|----|
| Northern Illinois | 7  | 14 | 7 | 10 | 38 |
| Arkansas State    | 13 | 0  | 0 | 7  | 20 |

| Team    | Qtr | Time  | Scoring Play           | P-Yds | TOP  |
|---------|-----|-------|------------------------|-------|------|
| A-State | 1   | 11:22 | Davis 32 yd FG         | 8-30  | 3:38 |
| A-State | 1   | 7:44  | Davis 36 yd FG         | 5-40  | 1:04 |
| A-State | 1   | 5:08  | Aplin 2 yd run         | 3-41  | 0:58 |
| NIU     | 1   | 1:00  | Ashford 9 yd rec.      | 11-77 | 4:08 |
| NIU     | 2   | 4:49  | Lynch 3 yd run         | 7-78  | 2:50 |
| NIU     | 2   | 0:00  | Womble 1 yd run        | 10-43 | 1:54 |
| NIU     | 3   | 13:30 | Moore 43 yd rec.       | 1-43  | 0:08 |
| NIU     | 4   | 13:34 | Sims 22 yd FG          | 5-24  | 1:36 |
| A-State | 4   | 11:12 | Stockemer 16 yd rec.   | 7-59  | 2:22 |
| NIU     | 4   | 8:19  | Durante 36 yd INT ret. | -     | -    |

### TEAM STATISTICS

|                         | A-STATE | NIU     |
|-------------------------|---------|---------|
| First Downs             | 20      | 18      |
| Net yards rushing       | 28      | 59      |
| Net yards passing       | 384     | 366     |
| Passes Comp-Att-Int     | 30-58-3 | 23-42-1 |
| Total Net Yards         | 381     | 401     |
| Fumbles: Number-Lost    | 2-2     | 1-0     |
| Penalties: Number-Yards | 7-58    | 5-50    |
| Possession Time         | 24:28   | 19:04   |
| Third Down Conversions  | 5-21    | 2-18    |
| Sacks By: Number-Yards  | 2-16    | 4-35    |

### INDIVIDUAL STATISTICS

**RUSHING:** Arkansas State - Lawson, D. 12-25; Robertson, J. 3-18; Jackson, F. 3-12; Lucas, E. 1-(-10); Aplin, R. 10-(-17). Northern Illinois - Womble, J. 6-25; Hopkins, J. 9-24; Daniels, A. 2-11; Bell, C. 1-7; Harnish, C. 9-(-3); Lynch, J. 7-(-4); TEAM 1-(-1). **PASSING:** Arkansas State - Aplin, R. 30-58-3-353. Northern Illinois - Harnish, C. 18-36-1-274; Lynch, J. 4-4-0-64; Neir, R. 1-1-0-4; Ashford, P. 0-1-0-0. **RECEIVING:** Arkansas State - Stockemer, T. 11-185; Edwards, D. 5-47; Lucas, E. 5-44; Frampton, D. 4-31; Jarboe, J. 2-23; Kincy, A. 2-19; Hall, R. 1-4. Northern Illinois - Moore, M. 8-224; Ashford, P. 8-80; Wells, J. 2-15; Palmer, N. 1-12; Hopkins, J. 2-6; McAvoy, P. 1-4; Daniels, A. 1-1. **INTERCEPTIONS:** Arkansas State - Scales, C. 1-0. Northern Illinois - Durante, D. 1-36; Faustin, J. 1-2; Melvin, R. 1-0. **FUMBLES:** Arkansas State - Aplin, R. 1-1; Hall, R. 1-1. Northern Illinois - Harnish, C. 1-0.



**MOBILE, Ala.** — Arkansas State (10-3) jumped out to an early 13-0 lead in the 13th-annual Go-Daddy.com Bowl, but the Huskies of Northern Illinois (11-3) countered with 31 unanswered points and went on to defeat the Red Wolves 38-20 Sunday at Ladd-Peebles Stadium in Mobile.

The loss snapped a nine-game win streak for the Red Wolves and was ASU's first setback since Sept. 17.

Taylor Stockemer put up career-best numbers to lead the Red Wolves' offense, finishing with 11 catches for 185 yards and a touchdown. Stockemer's numbers also set a new school record for receptions and yardage in a post-season game. Ryan Aplin completed 30-of-58 passes for 353 yards and a touchdown, while senior defensive end Brandon Joiner recorded his 13th sack of the season to tie the Sun Belt Conference single-season record. Joiner finished with a team-high eight tackles, three tackles-for-loss and one pass breakup.

In addition to the offensive numbers put up by Aplin and Stockemer, wideouts Carlos McCants and Earl Lucas each posted five receptions and senior running back Derek Lawson led the Red Wolves on the ground with 32 yards. Defensive backs Kelcie McCray and Don Jones joined Joiner with eight stops, with each registering a tackle-for-loss. Tryon returned four kickoffs for 114 yards.



# 2013 GODADDY.COM BOWL



Jan. 6, 2013 | Mobile, Ala. (37,913)

|                | 1 | 2  | 3 | 4 | F  |
|----------------|---|----|---|---|----|
| Arkansas State | 0 | 14 | 3 | 0 | 17 |
| 25 Kent State  | 0 | 10 | 3 | 0 | 13 |

| Team     | Qtr | Time  | Scoring Play        | P-Yds | TOP  |
|----------|-----|-------|---------------------|-------|------|
| Kent St. | 2   | 12:10 | Archer 16 yd run    | 4-66  | 2:14 |
| A-State  | 2   | 5:40  | Oku 10 yd run       | 9-60  | 3:18 |
| A-State  | 2   | 1:13  | McKissic 31 yd rec. | 9-88  | 2:12 |
| Kent St. | 2   | 0:19  | Cortez 42 yd FG     | 7-34  | 0:54 |
| A-State  | 3   | 8:35  | Davis 25 yd FG      | 10-47 | 4:18 |
| Kent St. | 3   | 1:44  | Cortez 26 yd FG     | 13-50 | 6:51 |

### TEAM STATISTICS

|                         | A-STATE | KSU     |
|-------------------------|---------|---------|
| First Downs             | 19      | 19      |
| Net yards rushing       | 72      | 193     |
| Net yards passing       | 213     | 157     |
| Passes Comp-Att-Int     | 21-30-0 | 17-33-1 |
| Total Net Yards         | 285     | 350     |
| Fumbles: Number-Lost    | 1-0     | 0-0     |
| Penalties: Number-Yards | 3-35    | 7-93    |
| Possession Time         | 26:36   | 32:51   |
| Third Down Conversions  | 5-14    | 3-15    |
| Sacks By: Number-Yards  | 1-4     | 2-18    |

### INDIVIDUAL STATISTICS

**RUSHING:** Kent State - Archer, D. 9-77; Durham, T. 20-68; Durden, J. 1-32; Keith, S. 6-16.

Arkansas State - Hayes, R. 8-57; Oku, D. 18-37; Jarboe, J. 1-(-1); Aplin, R. 8-(-5); TEAM 3-(-16).

**PASSING:** Kent State - Keith, S. 17-33-1-157.

Arkansas State - Aplin, R. 21-30-0-213. **RECEIVING:** Kent State - Hurdle, M. 6-72; Humphrey, C. 3-22; Archer, D. 4-22; Durham, T. 2-19;

Erjavec, T. 1-18; Adeyemi, E. 1-4. Arkansas State - McKissic, J. 11-113; Griswold, D. 3-54; Jarboe, J. 3-24; Stockemer, T. 2-16; Hayes, R. 2-6. **INTER-**

**CEPTIONS:** Kent State - None. Arkansas State - Herrold, N. 1-0. **FUMBLES:** Kent State - None. Arkansas State - Hayes, R. 1-0



**MOBILE, Ala.** — The Arkansas State football team clinched its first bowl title since 1970 with a 17-13 victory over No. 25 Kent State in the GoDaddy.com Bowl at Ladd-Peebles Stadium on Sunday night.

In the process, the Red Wolves also claimed their first win over a ranked opponent since joining the FBS in 1992. A-State finishes the season with a 10-3 record and their second consecutive 10-win season.

ASU had 285 yards of total offense and senior quarterback Ryan Aplin was 21-of-30 with 213 yards and one touchdown in his final game as an ASU player. Aplin also took home the GoDaddy.com Bowl Player of the Game Award.

Sophomore linebacker Qushaun Lee, the game's Defensive MVP, sealed the victory when he tackled Kent State quarterback Spencer Keith a fourth-down scramble that came up a couple of yards shy of a first down.

J.D. McKissic finished the game with 11 receptions for 113 yards, earning the Offensive MVP award for his efforts. He tied the school record for catches in a postseason game, matching teammate Taylor Stockemer's total in last year's GoDaddy.com Bowl.

Senior defensive back Don Jones had eight tackles, including one for a loss of two yards. Senior safety Cole Lorigan had six tackles and senior defensive end Tim Starson chipped in with six tackles as well, including half a sack to pace the Red Wolves defensively.

Freshman Rocky Hayes paced the A-State rushing game with 57 yards on eight carries. Junior David Oku gained 37 yards on 18 carries and had a touchdown. McKissic's receiving total gave him 1,022 for the season, making him just the third ASU receiver to post a 1,000-yard receiving season. Freshman Darian Griswold and Senior Josh Jarboe each had three receptions.

The Red Wolves end the year on an eight-game winning streak, their second longest since 1986. A-State's 10 wins tie the fourth most in school history, matching its total in 1951 and 2011. ASU posted double-figure wins in back-to-back seasons for the first time ever.

HISTORY



# 2014 GODADDY BOWL

HISTORY



Jan. 5, 2014 | Mobile, Ala. (36,119)

|                | 1 | 2  | 3 | 4  | F  |
|----------------|---|----|---|----|----|
| Arkansas State | 0 | 10 | 6 | 7  | 23 |
| Ball State     | 7 | 3  | 0 | 10 | 20 |

| Team     | Qtr | Time  | Scoring Play      | P-Yds | TOP  |
|----------|-----|-------|-------------------|-------|------|
| Ball St. | 1   | 3:07  | Snead 9 yd rec.   | 14-89 | 6:37 |
| A-State  | 2   | 10:18 | Davis 41 yd FG    | 5-20  | 2:31 |
| Ball St. | 2   | 4:09  | Secor 26 yd FG    | 13-67 | 6:09 |
| A-State  | 2   | 0:48  | Thornton 1 yd run | 9-63  | 3:21 |
| A-State  | 3   | 10:45 | Davis 18 yd FG    | 12-63 | 4:15 |
| A-State  | 3   | 7:21  | Davis 29 yd FG    | 7-18  | 2:29 |
| Ball St. | 4   | 12:58 | Secor 37 yd FG    | 11-72 | 3:41 |
| Ball St. | 4   | 1:33  | Edwards 1 yd run  | 16-80 | 6:51 |
| A-State  | 4   | 0:32  | Muse 13 yd rec.   | 5-59  | 1:01 |

### TEAM STATISTICS

|                         | A-STATE | BALL    |
|-------------------------|---------|---------|
| First Downs             | 17      | 27      |
| Net yards rushing       | 202     | 148     |
| Net yards passing       | 129     | 215     |
| Passes Comp-Att-Int     | 18-26-1 | 23-44-1 |
| Total Net Yards         | 331     | 363     |
| Fumbles: Number-Lost    | 1-0     | 1-0     |
| Penalties: Number-Yards | 10-86   | 3-25    |
| Possession Time         | 26:36   | 33:24   |
| Third Down Conversions  | 4-14    | 9-18    |
| Sacks By: Number-Yards  | 0-0     | 0-0     |

### INDIVIDUAL STATISTICS

**RUSHING:** Arkansas State - Knighten, F. 19-97; Gordon, M. 6-37; Fleming, R. 1-27; McKissing, J. 2-21; Thornton, S. 3-14; Kennedy, A. 6-10; Oku, D. 1-0; TEAM 1-(-4). Ball State - Edwards, J. 28-146; Williamson, T. 3-14; Wenning, K. 5-(-1); Schmidt, K. 1-(-3); TEAM 2-(-8). **PASSING:** Arkansas State - Knighten, F. 15-20-1-115; Kennedy, A. 3-5-0-14; Houston, T. 0-1-0-0. Ball State - Wenning, K. 23-44-1-215. **RECEIVING:** Arkansas State - McKissing, J. 9-72; Muse, A. 3-14; Fleming, R. 2-13; Jones, J. 1-11; Griswold, D. 1-11; Oku, D. 1-4; Houston, T. 1-4. Ball State - Snead IV, W. 9-87; Smith, J. 4-56; Williams-Lambert, J. 4-34; Fakes, Z. 4-28; Curry, D. 2-10. **INTERCEPTIONS:** Arkansas State - Lee, Q. 1-33. Ball State - Patterson, E. 1-0. **FUMBLES:** Arkansas State - TEAM 1-0. Ball State - TEAM 1-0.



**MOBILE, Ala.** — An Allen Muse touchdown catch with 32 seconds left in the fourth quarter and a Ryan Carrethers field goal block as time expired propelled the Arkansas State football team to a 23-20 comeback victory over Ball State in the GoDaddy Bowl at Ladd-Peebles Stadium in Mobile, Ala., on Sunday.

Ball State took a 20-16 lead, its first of the second half, with 1:33 left in the fourth quarter before A-State's R.J. Fleming returned the ensuing kickoff to the Red Wolves' 41-yard line. On the third play of the drive, Fredi Knighten found J.D. McKissic for a 26-yard gain to the Ball State (10-3) 19-yard line and two plays later found an open Allen Muse in the end zone for a 13-yard touchdown catch to give Arkansas State (8-5) a 23-20 lead.

Ball State started its final drive on its own 36-yard line with the aid of all three timeouts and advanced to the A-State 46-yard line with six seconds remaining in the game. The next play, Ball State quarterback Keith Wenning found Willie Snead for a 10-yard gain to the A-State 36-yard line with two seconds left, but an A-State late hit out-of-bounds penalty gave the Cardinals 15 more yards to the Arkansas State 21-yard line. Ball State kicker Scott Secor came out to attempt a 38-yard field goal for the tie, but Carrethers blocked the kick to clinch Arkansas State's second consecutive GoDaddy Bowl victory, 23-20.

Knighten stepped in for injured quarterback Adam Kennedy midway through the second quarter and finished the game with 115 yards passing and one touchdown to earn MVP honors. Knighten also led the A-State rushing attack with 97 of the team's 202 yards.

McKissic led A-State with 72 yards on nine receptions to win offensive MVP, while Muse was second with three catches for 14 yards and the game-winning touchdown. Defensively, Qushaun Lee led Arkansas State with 15 tackles and garnered defensive MVP honors, while Sterling Young and Xavier Woodson also recorded double-digit tackles with 10 each. Kyle Coleman and Rocky Hayes both recorded a sack a piece and Lee also had an interception with 33 yards returned.



# 2015 GODADDY BOWL



Jan. 4, 2015 | Mobile, Ala. (36,811)

|                | 1         | 2         | 3        | 4         | F         |
|----------------|-----------|-----------|----------|-----------|-----------|
| <b>Toledo</b>  | <b>21</b> | <b>14</b> | <b>7</b> | <b>21</b> | <b>63</b> |
| Arkansas State | 14        | 3         | 14       | 13        | 44        |

| Team           | Qtr      | Time         | Scoring Play              | P-Yds        | TOP         |
|----------------|----------|--------------|---------------------------|--------------|-------------|
| Toledo         | 1        | 14:50        | Voss 0 yd Fum Rec.        | -            | -           |
| <b>A-State</b> | <b>1</b> | <b>13:30</b> | <b>Mays 44 yd rec.</b>    | <b>5-75</b>  | <b>1:20</b> |
| Toledo         | 1        | 5:04         | Hunt 4 yd run             | 12-88        | 4:35        |
| Toledo         | 1        | 2:36         | Hunt 44 yd run            | 3-70         | 1:16        |
| <b>A-State</b> | <b>1</b> | <b>1:25</b>  | <b>Houston 66 yd rec.</b> | <b>3-82</b>  | <b>1:11</b> |
| <b>A-State</b> | <b>2</b> | <b>7:13</b>  | <b>Spry 31 yd FG</b>      | <b>8-42</b>  | <b>3:29</b> |
| Toledo         | 2        | 2:28         | Hunt 29 yd run            | 13-75        | 2:28        |
| Toledo         | 2        | 0:34         | Covington 67 yd Fum Rec.  | -            | -           |
| Toledo         | 3        | 8:15         | Hunt 6 yd run             | 8-69         | 3:21        |
| <b>A-State</b> | <b>3</b> | <b>4:40</b>  | <b>Mays 55 yd rec.</b>    | <b>8-83</b>  | <b>3:35</b> |
| <b>A-State</b> | <b>3</b> | <b>2:06</b>  | <b>Hunter 94 yd INT</b>   | -            | -           |
| Toledo         | 4        | 11:46        | Hunt 1 yd run             | 11-75        | 5:20        |
| A-State        | 4        | 10:08        | Mays 27 yd rec.           | 5-49         | 1:38        |
| Toledo         | 4        | 6:33         | Jones-Moore 10 yd run     | 6-70         | 6:33        |
| <b>A-State</b> | <b>4</b> | <b>2:17</b>  | <b>Griswold 3 yd rec.</b> | <b>14-75</b> | <b>4:16</b> |
| Toledo         | 4        | 1:02         | Jones-Moore 29 yd run     | 4-52         | 1:02        |

### TEAM STATISTICS

|                         | A-STATE | TOLEDO  |
|-------------------------|---------|---------|
| First Downs             | 20      | 30      |
| Net yards rushing       | 65      | 365     |
| Net yards passing       | 403     | 176     |
| Passes Comp-Att-Int     | 23-31-0 | 21-27-1 |
| Total Net Yards         | 468     | 541     |
| Fumbles: Number-Lost    | 2-2     | 2-0     |
| Penalties: Number-Yards | 5-41    | 5-45    |
| Possession Time         | 24:43   | 35:17   |
| Third Down Conversions  | 4-12    | 8-15    |
| Sacks By: Number-Yards  | 1-7     | 2-13    |

### INDIVIDUAL STATISTICS

**RUSHING:** Toledo - Hunt, K. 32-271; Jones-Moore, D. 15-103; Olack, J. 1-1; Woodside, L. 5-(-10). Arkansas State - Gordon, M. 10-36; White, J. 5-16; McKissic, J. 1-9; Knighten, F. 16-4. **PASSING:** Toledo - Woodside, L. 21-27-1-176. Arkansas State - Knighten, F. 23-31-0-403. **RECEIVING:** Toledo - Russell, A. 4-49; Zmolik, A. 6-47; Jones, C. 2-30; Wilcher, K. 5-23; Olack, J. 1-21; Jones-Moore, D. 2-11; Hunt, K. 1-(-5). Arkansas State - Mays, B. 5-138; McKissic, J. 7-99; Houston, T. 2-78; Mack, B. 2-36; Trosin, T. 2-23; Gordon, M. 2-11; Griswold, D. 2-9; Rains, K. 1-9. **INTERCEPTIONS:** Toledo - None. Arkansas State - Hunter, M. 1-94. **FUMBLES:** Toledo - Wilcher, K. 1-0; Russell, A. 1-0. Arkansas State - Knighten, F. 2-2.



**MOBILE, Ala.** — Junior quarterback Fredi Knighten tied a GoDaddy Bowl and Arkansas State game record with five touchdown passes, while sophomore receiver Booker Mays set an A-State Bowl record with three touchdown receptions, but it was not enough as the Red Wolves fell to Toledo 63-44 in the 2015 GoDaddy Bowl at Ladd-Peebles Stadium Sunday night.

Knighen threw for a career-high 403 yards, while Mays hauled in five receptions for a career-high 138 yards to pace the squad, but the Red Wolves were forced to play catchup all night as Toledo jumped out to an early 21-7 lead and held on late despite a late flurry from A-State.

Arkansas State (7-6), which made its fourth straight appearance in the bowl, trailed 49-31 with 11:46 to go in to game after the Rockets' (9-4) Kareem Hunt scored a GoDaddy Bowl record fifth touchdown. The Red Wolves closed the gap to 49-38 after Knighten connected with Mays for the third time, but the Rockets scored again with 6:33 to go to push the advantage to 56-38.

Arkansas State finished with 468 yards of total offense, 403 of which came via the passing game. On the defensive side of the ball Qushaun Lee had 14 tackles and finished his career just four tackles shy of the Sun Belt Conference record for tackles in a career.

HISTORY



# 2015 NEW ORLEANS BOWL

HISTORY



Dec. 19, 2015 | New Orleans, La. (32,847)

|                | 1  | 2  | 3  | 4  | F  |
|----------------|----|----|----|----|----|
| Louisiana Tech | 10 | 7  | 17 | 13 | 47 |
| Arkansas State | 3  | 14 | 3  | 8  | 28 |

| Team           | Qtr      | Time         | Scoring Play             | P-Yds        | TOP         |
|----------------|----------|--------------|--------------------------|--------------|-------------|
| LA Tech        | 1        | 12:00        | Dixon 9 yd rec.          | 7-88         | 3:00        |
| <b>A-State</b> | <b>1</b> | <b>6:38</b>  | <b>Houston 36 yd FG</b>  | <b>15-56</b> | <b>5:22</b> |
| LA Tech        | 1        | 1:55         | Barnes 50 yd FG          | 6-29         | 1:52        |
| LA Tech        | 2        | 12:06        | Taylor 13 yd rec.        | 5-63         | 2:54        |
| <b>A-State</b> | <b>2</b> | <b>7:22</b>  | <b>Wand 1 yd run</b>     | <b>14-91</b> | <b>4:39</b> |
| <b>A-State</b> | <b>2</b> | <b>0:18</b>  | <b>Knighten 1 yd run</b> | <b>4-25</b>  | <b>1:14</b> |
| LA Tech        | 3        | 10:00        | Barnes 20 yd FG          | 9-57         | 3:02        |
| <b>A-State</b> | <b>3</b> | <b>8:17</b>  | <b>Houston 37 yd FG</b>  | <b>7-55</b>  | <b>1:43</b> |
| LA Tech        | 3        | 5:09         | Dixon 59 yd rec.         | 5-84         | 3:03        |
| LA Tech        | 3        | 0:18         | Dixon 8 yd run           | 8-90         | 3:08        |
| LA Tech        | 4        | 13:45        | Barnes 28 yd FG          | 5-16         | 1:15        |
| LA Tech        | 4        | 10:52        | Dixon 4 yd run           | 4-88         | 2:02        |
| <b>A-State</b> | <b>4</b> | <b>10:38</b> | <b>Taylor 98 yd KOR</b>  | -            | -           |
| LA Tech        | 4        | 1:31         | Barnes 22 yd FG          | 16-70        | 9:01        |

### TEAM STATISTICS

|                         | A-STATE | LA TECH |
|-------------------------|---------|---------|
| First Downs             | 23      | 26      |
| Net yards rushing       | 117     | 229     |
| Net yards passing       | 146     | 458     |
| Passes Comp-Att-Int     | 15-29-2 | 26-38-0 |
| Total Net Yards         | 323     | 687     |
| Fumbles: Number-Lost    | 3-1     | 1-0     |
| Penalties: Number-Yards | 11-109  | 13-154  |
| Possession Time         | 25:13   | 34:47   |
| Third Down Conversions  | 7-15    | 4-12    |
| Sacks By: Number-Yards  | 1-5     | 1-10    |

### INDIVIDUAL STATISTICS

**RUSHING:** Arkansas State - Wand, W. 12-66; Knighten, F. 13-56; White, J. 9-43; McKissic, J. 3-25; Gordon, M. 2-3. LA Tech - Scott, B. 4-106; Dixon, K. 21-102; Driskel, J. 8-16; Higgins, R. 1-3; Martin, B. 2-2. **PASSING:** Arkansas State - Knighten, F. 14-28-2-137; McKissic, J. 1-1-0-9. LA Tech - Driskel, J. 26-38-0-458. **RECEIVING:** Arkansas State - Houston, T. 3-47; Stowers, S. 2-27; McKissic, J. 3-26; Wand, W. 5-20; Paschal, D. 1-17; Knighten, F. 1-9. LA Tech - Taylor, T. 10-149; Dixon, K. 6-113; Turner, P. 5-97; Henderson, C. 1-53; Smith, C. 3-40; Gaines, M. 1-6. **INTERCEPTIONS:** Arkansas State - None. LA Tech - Barnes, A. 1-20; Woods, X. 1-11. **FUMBLES:** Arkansas State - Wand, W. 1-1; Knighten, F. 1-0; Taylor, B. 1-0. LA Tech - Taylor, T. 1-0.



**NEW ORLEANS** — The Arkansas State football team battled through injuries to offensive starters Michael Gordon, J.D. McKissic, and Colton Jackson and went into halftime tied 17-17 with Louisiana Tech, but the Red Wolves were out-scored 30-11 in the second half of a 47-28 loss at the 2015 R+L Carriers New Orleans Bowl in front of the fifth-largest crowd in the bowl's history of 32,847.

Dixon, named the MVP of the game, led the Bulldogs' offense with 215 total yards and scored four touchdowns, three in the second half, as Louisiana Tech (9-4) racked up a New Orleans Bowl record 687 yards of total offense. A-State (9-4) accumulated 323 yards of total offense to go over 300 yards for the 69th time in 77 games, but couldn't compensate for the losses of Gordon, McKissic, and Jackson.

Warren Wand was the team's leading rusher with 66 yards on 12 carries, while Fredi Knighten was 14-of-28 for 137 yards through the air. Tres Houston led the team with 47 yards receiving on three catches, while Sterling Stowers added 27 on two catches. Rocky Hayes and Cody Brown led A-State with eight tackles each and Jake Swalley registered the team's only sack of the game.

Blaise Taylor had 214 return yards, including the first New Orleans Bowl kickoff return for a touchdown with a 98-yarder in the fourth quarter, and he also had a 41-yard punt return to set up another score earlier in the contest. Taylor's 174 kickoff return yards set a New Orleans Bowl record, while his 214 all-purpose yards were the second most in the bowl's history.

Penalties played a big factor in the game as both teams combined for 24 penalties for 263 yards, while A-State had three turnovers and didn't force a single one after coming into the game as the nation's leader in turnovers forced.

Arkansas State, which made its fifth straight bowl appearance, finished the season 9-4, with the nine victories the third most in school history as a member of the Football Bowl Subdivision (FBS).



# 2016 CURE BOWL



Dec. 17, 2016 | Orlando, Fla. (37,913)

|                | 1  | 2  | 3 | 4 | F  |
|----------------|----|----|---|---|----|
| Arkansas State | 17 | 0  | 7 | 7 | 31 |
| UCF            | 0  | 10 | 3 | 0 | 13 |

| Team    | Qtr | Time  | Scoring Play       | P-Yds | TOP  |
|---------|-----|-------|--------------------|-------|------|
| A-State | 1   | 10:59 | Edmonds 0 yd PR    | -     | -    |
| A-State | 1   | 4:24  | Williams 22 yd FG  | 6-70  | 1:54 |
| A-State | 1   | 2:48  | Sanders 12 yd rec. | 3-16  | 1:36 |
| UCF     | 2   | 9:31  | Oldham 11 yd rec.  | 4-48  | 1:25 |
| UCF     | 2   | 1:04  | Wright 45 yd FG    | 4-3   | 1:02 |
| A-State | 3   | 14:09 | Sanders 75 yd rec. | 3-73  | 0:51 |
| UCF     | 3   | 4:52  | Wright 34 yd FG    | 7-32  | 2:05 |
| A-State | 4   | 14:54 | Sanders 17 yd rec. | 3-37  | 0:37 |

### TEAM STATISTICS

|                         | A-STATE | UCF     |
|-------------------------|---------|---------|
| First Downs             | 8       | 17      |
| Net yards rushing       | 29      | 12      |
| Net yards passing       | 205     | 211     |
| Passes Comp-Att-Int     | 12-26-0 | 26-48-0 |
| Total Net Yards         | 234     | 223     |
| Fumbles: Number-Lost    | 3-1     | 3-3     |
| Penalties: Number-Yards | 15-140  | 11-82   |
| Possession Time         | 31:17   | 28:43   |
| Third Down Conversions  | 3-17    | 3-18    |
| Sacks By: Number-Yards  | 6-30    | 2-17    |

### INDIVIDUAL STATISTICS

**RUSHING:** Arkansas State - Rollins-Davis, 5-32; White, J. 7-15; Wand, W. 15-12; Voytik, C. 5-(-3); Hansen, J. 5-(-13); Echols-Luper, C. 1-(-14). UCF - Hamilton, J. 10-14; Milton, M. 9-5; Holman, J. 5-3; Willett, M. 1-0; Payton, T. 1-(-2); Killins, A. 4-(-8). **PASSING:** Arkansas State - Hansen, J. 12-26-0-205. UCF - Milton, M. 22-39-0-175; Holman, J. 4-9-0-36. **RECEIVING:** Arkansas State - Sanders, K. 5-127; Mack, B. 1-67; Booker, C. 2-11; McInnis, J. 1-3; Wand, W. 1-1; Murray, C. 2-(-4). UCF - Oldham, T. 5-56; Smith, T. 3-45; Franks, J. 3-32; Hamilton, J. 4-17; Stewart, C. 2-16; Payton, T. 1-16; Bargnare, J. 3-11; Jones, H. 1-7; Akins, J. 1-5; Killins, A. 2-4; McGowan, T. 1-2. **INTERCEPTIONS:** Arkansas State - None. UCF - None. **FUMBLES:** Arkansas State - Murray, C. 1-1; Echols-Luper, C. 1-0; Voytik, C. 1-0. UCF - Holman, J. 1-1; Johnson, C. 1-1; Jones, H. 1-1.



**ORLANDO, Fla.** — Senior wide receiver Kendall Sanders was named the Most Valuable Player of the 2016 AutoNation Cure Bowl after three touchdown receptions helped Arkansas State football cap the season with a 31-13 win over UCF Saturday at Camping World Stadium.

Arkansas State (8-5) forced three turnovers, blocked a punt for a touchdown and held UCF (6-7) to 223 yards of offense. The Red Wolves defense totaled six sacks and 11 tackles for loss in the outing, capping the last two outings with 14 sacks and 34 tackles for loss.

Junior Ja'Von Rolland-Jones had two sacks on the night to give him 13.5 on the year, a Sun Belt Conference single-game record total. Rolland-Jones had already broken the Sun Belt Conference career record and he will enter his final season with 30.5 career sacks.

Sophomore quarterback Justice Hansen was 12-of-26 passing for 205 yards finding Sanders five times for three touchdowns and 127 yards. Hansen finishes the year with 19 touchdown passes, tied for the fourth-most in single-season program history. The 205 yards through the air helped A-State top 3,000 passing yards this season for only the fifth time in program history and second time under head coach Blake Anderson.

Defense and special teams carried the Red Wolves to the Sun Belt Conference championship this year and A-State brought it in the opening four minutes of the game to grab a 7-0 lead. Rolland-Jones and Wilson combined to sack UCF on third down of the opening possession forcing the Knights to punt from the back of the end-zone.

Making a sixth-straight bowl appearance, Arkansas State finishes the season, the sixth consecutive winning season for the first time since 1912-17. Arkansas State is home to the only FBS program to win five conference championships in the last six seasons.

HISTORY



# 2017 CAMELLIA BOWL

HISTORY



## RAYCOM<sup>®</sup> Media CAMELLIA BOWL

Dec. 16, 2017 | Montgomery, Ala. (20,612)

|                  | 1 | 2  | 3 | 4  | F  |
|------------------|---|----|---|----|----|
| Middle Tennessee | 7 | 14 | 7 | 7  | 35 |
| Arkansas State   | 3 | 7  | 7 | 13 | 30 |

### Team Qtr Time Scoring Play P-Yds TOP

|         |   |       |                         |       |      |
|---------|---|-------|-------------------------|-------|------|
| A-State | 1 | 11:52 | Williams 20 yd FG       | 7-35  | 1:57 |
| MTSU    | 1 | 9:25  | West 45 yd run          | 4-65  | 2:21 |
| MTSU    | 2 | 5:41  | Sanders 54 yd Fum. Rec. | -     | -    |
| A-State | 2 | 1:59  | Hansen 1 yd run         | 13-85 | 3:34 |
| MTSU    | 2 | 0:45  | Garnett 31 yd rec.      | 3-50  | 1:05 |
| MTSU    | 3 | 9:16  | Thomas 2 yd run         | 12-73 | 4:38 |
| A-State | 3 | 6:19  | McInnis 20 yd rec.      | 10-58 | 2:50 |
| A-State | 4 | 14:24 | Wand 2 yd rec.          | 9-58  | 2:58 |
| MTSU    | 4 | 12:08 | Tucker 30 yd rec.       | 6-75  | 2:16 |
| A-State | 4 | 5:03  | Booker 41 yd rec.       | 4-51  | 0:48 |

### TEAM STATISTICS

|                         | A-STATE | MTSU    |
|-------------------------|---------|---------|
| First Downs             | 30      | 17      |
| Net yards rushing       | 104     | 120     |
| Net yards passing       | 358     | 232     |
| Passes Comp-Att-Int     | 32-58-1 | 19-35-3 |
| Total Net Yards         | 462     | 352     |
| Fumbles: Number-Lost    | 3-2     | 0-0     |
| Penalties: Number-Yards | 7-81    | 10-87   |
| Possession Time         | 30:18   | 29:42   |
| Third Down Conversions  | 9-21    | 6-14    |
| Sacks By: Number-Yards  | 1-6     | 6-49    |

### INDIVIDUAL STATISTICS

**RUSHING:** Middle Tennessee - West, T. 10-65; Thomas, T. 16-49; Stockstill, B. 3-6. Arkansas State - Wand, W. 13-46; Hansen, J. 17-35; White, J. 9-23. **PASSING:** Middle Tennessee - Stockstill, B. 19-35-3-232. Arkansas State - Hansen, J. 31-58-1-337; Grace, C. 1-1-0-21. **RECEIVING:** Middle Tennessee - Lee, T. 5-39; Tucker, S. 4-63; Garnett, R. 4-57; Windham, C. 3-63; Thomas, T. 2-5; West, T. 1-5. Arkansas State - McInnis, J. 7-107; Murray, C. 7-76; Edwards, K. 5-56; Booker, C. 4-58; Wand, W. 4-24; Paschal, D. 2-17; Mack, B. 2-9; Bayless, O. 1-11. **INTERCEPTIONS:** Middle Tennessee - Moffatt, J. 1-9; Edmonds, B. 2-19; Clifton, J. 1-0. **FUMBLES:** Middle Tennessee - None. Arkansas State - Hansen, J. 2-1; Bayless, O. 1-1.



**MONTGOMERY, Ala.** — Arkansas State nearly erased an 18-point second half deficit, but fell short of completing the comeback and lost to Middle Tennessee 35-30 in the Raycom Media Camellia Bowl Saturday night at Cranton Bowl stadium.

Justice Hansen threw for 337 yards and three touchdowns, but was sacked six times, including three on the final drive of the game. Justin McInnis led the team in receiving with seven receptions for 107 yards, while Christian Booker and Warren Wand each had a touchdown catch. Wand also led the team in rushing with 46 yards on 13 attempts.

A-State (7-5) pulled within a touchdown late in the fourth quarter when Hansen found Booker on a 41-yard scoring reception to get within five points with 5:03 to go in the game. The A-State defense then forced Middle Tennessee (8-6) to punt the ball after the Blue Raiders failed to convert a third-and-eight pass play. The defensive stand did force the Red Wolves to use all of their timeouts, however, as they took over on their own 9-yard line with 1:27 remaining.

Hansen was sacked on the first play of the drive, but then connected with Blake Mack and Chris Murray on back-to-back passes to get to A-State 42. After an incompleteness, Hansen was sacked on back-to-back plays, including the final play of the game as the ball came loose and was recovered by the Red Wolves as time expired.

Arkansas State outgained the Blue Raiders 462-352 in total offense, but Middle Tennessee finished 120 yards on the ground to A-State's 102. The Blue Raiders were penalized 10 times for 87 yards, while A-State committed 7 mistakes for 81 yards. Each team had three turnovers.

Defensively Darreon Jackson led the team with 12 tackles, including a sack and 1.5 tackles for loss. Kyle Wilson added eight tackles and half tackle for loss.



# 2018 ARIZONA BOWL



Dec. 29, 2018 | Tucson, Ariz. (37,913)

|                   | 1          | 2           | 3                      | 4            | OT          | F  |
|-------------------|------------|-------------|------------------------|--------------|-------------|----|
| Nevada            | 0          | 3           | 0                      | 7            | 6           | 16 |
| Arkansas State    | 0          | 7           | 0                      | 3            | 3           | 13 |
| <b>Team</b>       | <b>Qtr</b> | <b>Time</b> | <b>Scoring Play</b>    | <b>P-Yds</b> | <b>TOP</b>  |    |
| Nevada            | 2          | 5:09        | Ahmed 36 yd FG         | 10-43        | 5:07        |    |
| <b>A-State</b>    | <b>2</b>   | <b>3:08</b> | <b>Murray 2 yd run</b> | <b>6-75</b>  | <b>2:01</b> |    |
| Nevada            | 4          | 1:06        | Lee 1 yd run           | 10-74        | 2:39        |    |
| <b>A-State</b>    | <b>4</b>   | <b>0:00</b> | <b>Grupe 32 yd FG</b>  | <b>7-0</b>   | <b>1:06</b> |    |
| <b>A-State OT</b> | -          | -           | <b>Grupe 24 yd FG</b>  | <b>5-18</b>  | -           |    |
| Nevada OT         | -          | -           | Roberson 11 yd rec.    | 5-25         | -           |    |

### TEAM STATISTICS

|                         | A-STATE | NEV     |
|-------------------------|---------|---------|
| First Downs             | 25      | 15      |
| Net yards rushing       | 224     | 85      |
| Net yards passing       | 275     | 200     |
| Passes Comp-Att-Int     | 26-46-3 | 18-34-2 |
| Total Net Yards         | 499     | 285     |
| Fumbles: Number-Lost    | 1-0     | 0-0     |
| Penalties: Number-Yards | 4-25    | 6-51    |
| Possession Time         | 29:31   | 30:29   |
| Third Down Conversions  | 2-17    | 3-16    |
| Sacks By: Number-Yards  | 3-20    | 3-20    |

### INDIVIDUAL STATISTICS

**RUSHING:** Arkansas State - Wand, W. 16-140; Murray, M. 17-67; Hansen, J. 12-15; Merritt, K. 1-3; Bonner, L. 1-(-1). Nevada - Tava, T. 22-56; Moore, K. 7-20; Lee, D. 3-16; Kincaide, J. 1-(-2); TEAM 1-(-2); Gangi, T. 6-(-3). **PASSING:** Arkansas State - Hansen, J. 26-46-3-275. Nevada - Gangi, T. 18-34-2-200. **RECEIVING:** Arkansas State - Bayless, O. 7-129; Merritt, K. 8-66; McInnis, J. 5-54; Wand, W. 5-23; Adams, Jr., J. 1-3. Nevada - Putman, B. 4-114; Christian, D. 3-31; Roberson, R. 2-19; Turner, C. 1-13; Fossum, K. 1-9; Tava, T. 2-8; Carter-Wells, T. 3-7; Lappin, C. 2-(-1). **INTERCEPTIONS:** Arkansas State - Edmonds, B. 1-0; Jacobs, J. 1-0. Nevada - Brent, J. 2-1; Dotson, J. 1-5. **FUMBLES:** Arkansas State - Murray, M. 1-0. Nevada - None.



**TUCSON, Ariz.** — The Arkansas State football team lost to Nevada 16-13 in overtime in the NOVA Home Loans Arizona Bowl Saturday afternoon at Arizona Stadium.

Blake Grupe sent the game into overtime with a 32-yard field goal as time expired in regulation and then he hit a 24-yard attempt in A-State's first possession in the overtime period to go up 13-10.

The A-State defense put Nevada in a third-and-seven situation on the Wolf Pack's first possession in overtime, but a check down pass from Ty Gangi to Reagan Roberson resulted in an 11-yard touchdown for the winning score.

Arkansas State led throughout much of the contest, but Nevada took the lead late in the fourth quarter with a 10-play, 74-yard scoring drive that culminated with a 1-yard run by Devonte Lee to go up 10-7 with 1:06 left in regulation.

Hansen finished the afternoon 26-of-46 passing for 275 yards, while Bayless led the receiving corps with five catches and 103 yards. Warren Wand controlled the run game with 11 attempts for 117 yards and now stands third on A-State's all-time rushing list.

A strong defensive effort controlled much of the first half for both teams. A-State held the Wolf Pack to just 74 yards of total offense in the half and their only scoring play was a 39-yard field goal with 5:07 remaining to go up 3-0.

The defense continued to provide a park in the second half when B.J. Edmonds and Jerry Jacobs each snagged interceptions in the third quarter, but the offense was unable to capitalize on either turnover.

Tajhea chambers led the way for the Red Wolves defensively with nine tackles, while Edmonds followed with eight. The defensive held Nevada to just 285 yards of total offense, while the Red Wolves totaled 499 yards of offense, including 224 on the ground.

HISTORY





# 2019 CAMELLIA BOWL

HISTORY



Dec. 21, 2019 | Montgomery, Ala. (16,209)

|                | 1  | 2  | 3  | 4 | F  |
|----------------|----|----|----|---|----|
| Arkansas State | 14 | 6  | 7  | 7 | 34 |
| FIU            | 0  | 13 | 10 | 3 | 26 |

| Team    | Qtr | Time  | Scoring Play        | P-Yds     | TOP  |
|---------|-----|-------|---------------------|-----------|------|
| A-State | 1   | 9:25  | Bayless 4 yd rec.   | 15-80     | 3:17 |
| A-State | 1   | 0:55  | Merritt 9 yd rec.   | 13-90     | 3:35 |
| FIU     | 2   | 12:50 | Maxwell 3 yd run    | 9-71      | 3:05 |
| A-State | 2   | 9:31  | Grupe 46 yd FG      | 10-47     | 3:19 |
| FIU     | 2   | 5:30  | Borregales 25 yd FG | 8-47      | 4:01 |
| A-State | 2   | 3:05  | Grupe 37 yd FG      | 8-59      | 2:25 |
| FIU     | 2   | 0:40  | Borregales 25 yd FG | 10-702:25 |      |
| A-State | 3   | 12:22 | Tyler 15 yd rec.    | 11-74     | 2:38 |
| FIU     | 3   | 3:48  | Maloney 19 yd rec.  | 2-23      | 0:48 |
| FIU     | 3   | 0:38  | Borregales 48 yd FG | 5-50      | 1:16 |
| FIU     | 4   | 11:52 | Borregales 52 yd FG | 6-32      | 2:02 |
| A-State | 4   | 3:37  | Adams 13 yd rec.    | 5-80      | 1:33 |

### TEAM STATISTICS

|                         | A-STATE | FIU     |
|-------------------------|---------|---------|
| First Downs             | 31      | 23      |
| Net yards rushing       | 132     | 132     |
| Net yards passing       | 393     | 312     |
| Passes Comp-Att-Int     | 27-52-1 | 22-39-2 |
| Total Net Yards         | 525     | 444     |
| Fumbles: Number-Lost    | 1-1     | 0-0     |
| Penalties: Number-Yards | 10-142  | 7-62    |
| Possession Time         | 28:20   | 31:40   |
| Third Down Conversions  | 12-19   | 6-16    |
| Sacks By: Number-Yards  | 0-0     | 3-17    |

### INDIVIDUAL STATISTICS

**RUSHING:** FIU - Maxwell, N. 13-66; Jones, A. 21-65; Morgan, J. 1-1. Arkansas State - Jones, J. 10-59; Murray, M. 17-38; Hatcher, L. 9-37; TEAM 1-(-2). **PASSING:** FIU - Morgan, J. 22-38-2-312; Jones, A. 0-1-0-0. Arkansas State - Hatcher, L. 27-51-1-393; Bayless, O. 0-1-0-0. **RECEIVING:** FIU - Maloney, A. 10-178; Thornton, S. 3-86; Palmer, S. 5-24; Gaiter, T. 1-15; Williams, K. 1-8; Maxwell, N. 1-2; Scott, D. 1-(-1). Arkansas State - Bayless, O. 9-180; Adams, J. 4-63; Murray, M. 5-52; Merritt, K. 6-43; Bowling, B. 2-40; Tyler, R. 1-15. **INTERCEPTIONS:** FIU - Dames, R. 1-0. Arkansas State - Smith, J. 1-21; Jackson, D. 1-12. **FUMBLES:** FIU - None. Arkansas State - Hatcher, L. 1-1.



**MONTGOMERY, Ala.** — Despite a persistent downpour for nearly the entire game, the Arkansas State football team put out record numbers through the air and came up with key defensive plays late to hold off Florida International, 34-26, on Saturday night in the 2019 Camellia Bowl.

The Red Wolves (8-5) led for the entire night and braved the rain while Layne Hatcher passed for a Camellia Bowl-record 393 yards and four touchdowns on 27-of-51 passing. With the win over the Panthers (6-7), A-State reaches eight victories for the second year in a row.

With nine catches and a bowl-record 180 yards, consensus All-American Omar Bayless garnered MVP honors. Kirk Merritt and Jonathan Adams also found the end zone off the arm of Hatcher, with Merritt hauling in six catches for 43 yards and Adams grabbing four passes for 63 yards. Marcel Murray also caught five passes for 52 yards in addition to churning out 45 yards on the ground. Reed Tyler was the fourth Red Wolf to haul in a score, doing so in the third quarter.

Defensively, Logan Wescott and Darreon Jackson both tallied 13 total tackles to lead the Red Wolves. B.J. Edmonds recorded 10 total tackles to round out the trio of A-State defenders with double-digit tackles.

For FIU, Morgan completed 22 of 38 passes for 312 yards, with a touchdown and two interceptions — both inside the last six minutes of the contest. Maxwell gained 70 yards on the ground while Maloney hauled in a bowl-record 10 catches for 178 yards.

Defensively, the Panthers were led by Sage Lewis, who racked up 13 total tackles while Dames recorded FIU's lone interception. Lewis and Stantley Thomas-Oliver III both forced a fumble.



# ALL-TIME CONFERENCE STANDINGS

| League               | Years              | W-L-T          | Championships |
|----------------------|--------------------|----------------|---------------|
| Southland Conference | 1964-86            | 62-44-5 (.581) | 7             |
| Big West Conference  | 1993-95, 1999-2000 | 7-21 (.333)    | 0             |
| Sun Belt Conference  | 2001-present       | 85-70* (.548)  | 5             |

\* Seven victories in Sun Belt Conference play later vacated due to NCAA sanctions.  
Actual on field record in Sun Belt Conference is 91-63 (.590)

| 1964                  | Conference        | Overall           |
|-----------------------|-------------------|-------------------|
| Lamar                 | 3-0-1 .875        | 6-3-1 .650        |
| <b>Arkansas State</b> | <b>2-0-2 .750</b> | <b>7-0-2 .937</b> |
| Trinity               | 2-2-0 .500        | 3-7-0 .300        |
| Abilene Christian     | 1-3-0 .250        | 5-5-0 .500        |
| UT Arlington          | 0-3-1 .125        | 3-6-1 .350        |

| 1965                  | Conference        | Overall           |
|-----------------------|-------------------|-------------------|
| Lamar                 | 3-1-0 .750        | 6-4-0 .600        |
| UT Arlington          | 2-2-0 .500        | 6-3-0 .667        |
| Trinity               | 2-2-0 .500        | 4-5-1 .421        |
| Abilene Christian     | 2-2-0 .500        | 4-5-0 .444        |
| <b>Arkansas State</b> | <b>1-3-0 .250</b> | <b>6-3-0 .667</b> |

| 1966                  | Conference        | Overall           |
|-----------------------|-------------------|-------------------|
| UT Arlington          | 3-1-0 .750        | 6-4-0 .600        |
| Lamar                 | 3-1-0 .750        | 6-4-0 .600        |
| <b>Arkansas State</b> | <b>2-2-0 .500</b> | <b>7-2-0 .778</b> |
| Trinity               | 2-2-0 .500        | 5-4-0 .556        |
| Abilene Christian     | 0-4-0 .000        | 4-6-0 .400        |

| 1967                  | Conference        | Overall           |
|-----------------------|-------------------|-------------------|
| UT Arlington          | 4-0-0 1.000       | 10-1-0 .909       |
| Lamar                 | 3-1-0 .750        | 7-3-0 .700        |
| <b>Arkansas State</b> | <b>2-2-0 .500</b> | <b>4-5-0 .444</b> |
| Trinity               | 1-3-0 .250        | 3-7-0 .300        |
| Abilene Christian     | 0-4-0 .000        | 0-10-0 .000       |

| 1968                  | Conference        | Overall           |
|-----------------------|-------------------|-------------------|
| <b>Arkansas State</b> | <b>3-0-1 .875</b> | <b>7-3-1 .682</b> |
| UT Arlington          | 3-1-0 .750        | 6-4-0 .600        |
| Trinity               | 2-2-0 .500        | 5-4-0 .556        |
| Abilene Christian     | 1-2-1 .375        | 4-5-1 .421        |
| Lamar                 | 0-4-0 .000        | 0-10-0 .000       |

| 1969                  | Conference         | Overall           |
|-----------------------|--------------------|-------------------|
| <b>Arkansas State</b> | <b>4-0-0 1.000</b> | <b>8-1-1 .850</b> |
| Abilene Christian     | 2-2-0 .500         | 8-2-0 .800        |
| UT Arlington          | 2-2-0 .500         | 5-5-0 .500        |
| Trinity               | 2-2-0 .500         | 4-6-0 .400        |
| Lamar                 | 0-4-0 .000         | 3-7-0 .300        |

| 1970                  | Conference         | Overall             |
|-----------------------|--------------------|---------------------|
| <b>Arkansas State</b> | <b>4-0-0 1.000</b> | <b>11-0-0 1.000</b> |
| Abilene Christian     | 3-1-0 .750         | 9-2-0 .818          |
| Trinity               | 2-2-0 .500         | 5-6-0 .455          |
| Lamar                 | 1-3-0 .250         | 3-7-0 .300          |
| UT Arlington          | 0-4-0 .000         | 0-10-0 .000         |

| 1971                  | Conference        | Overall           |
|-----------------------|-------------------|-------------------|
| Louisiana Tech        | 4-1-0 .800        | 9-2-0 .818        |
| Trinity               | 4-1-0 .800        | 8-2-0 .800        |
| Lamar                 | 4-1-0 .800        | 5-6-0 .455        |
| Louisiana             | 2-2-1 .500        | 5-4-1 .550        |
| <b>Arkansas State</b> | <b>1-3-1 .300</b> | <b>4-4-1 .500</b> |
| Abilene Christian     | 1-4-0 .250        | 5-5-0 .500        |
| UT Arlington          | 1-4-0 .250        | 2-9-0 .182        |

| 1972                  | Conference        | Overall           |
|-----------------------|-------------------|-------------------|
| Louisiana Tech        | 5-0-0 1.000       | 12-0-0 1.000      |
| UT Arlington          | 4-1-0 .800        | 5-6-0 .455        |
| Lamar                 | 3-2-0 .600        | 8-3-0 .728        |
| McNeese State         | 3-2-0 .600        | 8-3-0 .728        |
| Louisiana             | 1-4-0 .200        | 5-6-0 .455        |
| <b>Arkansas State</b> | <b>1-4-0 .200</b> | <b>3-8-0 .273</b> |
| Abilene Christian     | 1-4-0 .200        | 3-8-0 .273        |

| 1973                  | Conference        | Overall           |
|-----------------------|-------------------|-------------------|
| Louisiana Tech        | 5-0-0 1.000       | 12-1-0 .923       |
| <b>Arkansas State</b> | <b>3-2-0 .600</b> | <b>7-3-0 .700</b> |
| Lamar                 | 3-2-0 .600        | 5-5-0 .500        |
| McNeese State         | 2-3-0 .400        | 7-3-0 .700        |
| UT Arlington          | 2-3-0 .400        | 4-6-0 .400        |
| Louisiana             | 0-5-0 .000        | 0-10-0 .000       |

| 1974                  | Conference        | Overall           |
|-----------------------|-------------------|-------------------|
| Louisiana Tech        | 5-0-0 1.000       | 11-1-0 .917       |
| Lamar                 | 4-1-0 .800        | 8-2-0 .800        |
| <b>Arkansas State</b> | <b>3-2-0 .600</b> | <b>7-3-0 .700</b> |
| McNeese State         | 2-3-0 .400        | 6-4-1 .591        |
| UT Arlington          | 1-4-0 .200        | 1-10-0 .091       |
| Louisiana             | 0-5 .000          | 2-9-0 .182        |

HISTORY



# ALL-TIME CONFERENCE STANDINGS

HISTORY

| 1975                  | Conference         | Overall             |
|-----------------------|--------------------|---------------------|
| <b>Arkansas State</b> | <b>5-0-0 1.000</b> | <b>11-0-0 1.000</b> |
| Louisiana Tech        | 4-1-0 .800         | 8-2-0 .800          |
| McNeese State         | 3-2-0 .600         | 7-4-0 .636          |
| Louisiana             | 2-3-0 .400         | 6-5-0 .545          |
| UT Arlington          | 1-4-0 .200         | 4-7-0 .364          |
| Lamar                 | 0-5-0 .000         | 1-10-1 .091         |

| 1976                  | Conference        | Overall           |
|-----------------------|-------------------|-------------------|
| McNeese State         | 4-1-0 .800        | 10-2-0 .833       |
| Louisiana             | 4-1-0 .800        | 7-4-0 .636        |
| UT Arlington          | 3-2-0 .600        | 5-6-0 .455        |
| Louisiana Tech        | 2-3-0 .400        | 6-5-0 .545        |
| <b>Arkansas State</b> | <b>2-3-0 .400</b> | <b>5-6-0 .455</b> |
| Lamar                 | 0-5-0 .000        | 2-9-0 .182        |

| 1977                  | Conference        | Overall           |
|-----------------------|-------------------|-------------------|
| Louisiana Tech        | 4-0-1 .900        | 9-1-2 .833        |
| Louisiana             | 2-1-2 .600        | 6-4-2 .583        |
| UT Arlington          | 3-2-0 .600        | 5-6-0 .455        |
| <b>Arkansas State</b> | <b>2-3-0 .400</b> | <b>7-4-0 .636</b> |
| McNeese State         | 1-3-1 .300        | 5-5-1 .500        |
| Lamar                 | 1-4-0 .200        | 2-9-0 .182        |

| 1978                  | Conference        | Overall           |
|-----------------------|-------------------|-------------------|
| <b>Arkansas State</b> | <b>4-1-0 .800</b> | <b>7-4-0 .636</b> |
| Louisiana Tech        | 4-1-0 .800        | 6-5-0 .545        |
| UT Arlington          | 3-2-0 .600        | 5-6-0 .455        |
| McNeese State         | 2-3-0 .400        | 7-4-0 .636        |
| Louisiana             | 2-3-0 .400        | 3-8-0 .273        |
| Lamar                 | 0-5-0 .000        | 2-8-1 .227        |

| 1979                  | Conference        | Overall           |
|-----------------------|-------------------|-------------------|
| McNeese State         | 5-0-0 1.000       | 11-1-0 .917       |
| UT Arlington          | 4-1-0 .800        | 9-2-0 .818        |
| Lamar                 | 3-2-0 .600        | 6-3-2 .636        |
| <b>Arkansas State</b> | <b>1-4-0 .200</b> | <b>4-7-0 .364</b> |
| Louisiana             | 1-4-0 .200        | 4-7-0 .364        |
| Louisiana Tech        | 1-4-0 .200        | 2-9-0 .182        |

| 1980                  | Conference        | Overall           |
|-----------------------|-------------------|-------------------|
| McNeese State         | 5-0-0 1.000       | 10-2-0 .833       |
| Louisiana             | 4-1-0 .800        | 7-4-0 .636        |
| UT Arlington          | 3-2-0 .600        | 6-5-0 .545        |
| Louisiana Tech        | 2-3-0 .400        | 5-6-0 .455        |
| Lamar                 | 1-4-0 .200        | 3-8-0 .273        |
| <b>Arkansas State</b> | <b>0-5-0 .000</b> | <b>2-9-0 .182</b> |

| 1981                  | Conference        | Overall           |
|-----------------------|-------------------|-------------------|
| UT Arlington          | 4-1-0 .800        | 6-5-0 .545        |
| McNeese State         | 3-1-1 .700        | 7-3-1 .682        |
| <b>Arkansas State</b> | <b>3-2-0 .600</b> | <b>6-5-0 .545</b> |
| Louisiana Tech        | 2-2-1 .500        | 4-6-1 .409        |
| Lamar                 | 1-3-1 .300        | 4-6-1 .409        |
| Louisiana             | 0-4-1 .100        | 1-9-1 .136        |

| 1982                  | Conference        | Overall           |
|-----------------------|-------------------|-------------------|
| Louisiana Tech        | 5-0-0 1.000       | 10-3-0 .769       |
| ULM                   | 4-1-0 .800        | 8-3-0 .727        |
| <b>Arkansas State</b> | <b>2-3-0 .400</b> | <b>5-6-0 .455</b> |
| McNeese State         | 2-3-0 .400        | 4-6-1 .364        |
| Lamar                 | 1-4-0 .200        | 4-7-0 .364        |
| UT Arlington          | 1-4-0 .200        | 3-8-0 .273        |
| North Texas           | Not Eligible      | 2-9-0 .182        |

| 1983                  | Conference        | Overall           |
|-----------------------|-------------------|-------------------|
| North Texas           | 5-1-0 .833        | 8-4-0 .667        |
| ULM                   | 5-1-0 .833        | 8-3-0 .727        |
| McNeese State         | 3-3-0 .500        | 6-5-0 .545        |
| <b>Arkansas State</b> | <b>3-3-0 .500</b> | <b>5-5-1 .500</b> |
| UT Arlington          | 2-4-0 .333        | 5-6-0 .455        |
| Louisiana Tech        | 2-4-0 .333        | 4-7-0 .364        |
| Lamar                 | 1-5-0 .183        | 2-9-0 .192        |

| 1984           | Conference | Overall     |
|----------------|------------|-------------|
| Louisiana Tech | 5-1-0 .833 | 10-5-0 .667 |
| Arkansas State | 4-1-1 .750 | 8-4-1 .654  |
| UT Arlington   | 4-2-0 .667 | 7-4-0 .636  |
| ULM            | 3-3-0 .500 | 7-4-0 .636  |
| McNeese State  | 2-3-1 .417 | 7-3-1 .682  |
| Lamar          | 1-5-0 .167 | 2-9-0 .192  |
| North Texas    | 1-5-0 .167 | 2-9-0 .192  |

| 1985                  | Conference        | Overall           |
|-----------------------|-------------------|-------------------|
| <b>Arkansas State</b> | <b>5-1-0 .833</b> | <b>9-4-0 .692</b> |
| Louisiana Tech        | 4-2-0 .667        | 8-3-0 .727        |
| McNeese State         | 3-1-2 .667        | 6-3-2 .636        |
| ULM                   | 3-3-0 .500        | 6-5-0 .545        |
| North Texas           | 2-3-1 .417        | 4-6-1 .409        |
| UT Arlington          | 2-3-1 .417        | 4-6-1 .409        |
| Lamar                 | 0-6-0 .000        | 3-8-0 .273        |



# ALL-TIME CONFERENCE STANDINGS

| 1986                  | Conference         | Overall            |
|-----------------------|--------------------|--------------------|
| <b>Arkansas State</b> | <b>5-0-0 1.000</b> | <b>12-2-1 .833</b> |
| North Texas           | 3-2-0 .600         | 6-4-0 .600         |
| Louisiana Tech        | 3-2-0 .600         | 6-4-1 .591         |
| ULM                   | 3-2-0 .600         | 5-6-0 .456         |
| McNeese State         | 1-4-0 .200         | 2-9-0 .182         |
| Lamar                 | 0-5-0 .000         | 2-9-0 .182         |

| 1993                  | Conference        | Overall           |
|-----------------------|-------------------|-------------------|
| Louisiana             | 5-1-0 .833        | 8-3-0 .727        |
| Utah State#           | 5-1-0 .833        | 7-5-0 .545        |
| Nevada                | 4-2-0 .667        | 7-4-0 .636        |
| New Mexico State      | 4-2-0 .667        | 5-6-0 .455        |
| Northern Illinois     | 3-3-0 .500        | 4-7-0 .364        |
| UNLV                  | 2-4-0 .333        | 3-8-0 .273        |
| Pacific               | 2-4-0 .333        | 3-8-0 .273        |
| Louisiana Tech        | 2-4-0 .333        | 2-9-0 .182        |
| San Jose State        | 2-4-0 .333        | 2-9-0 .182        |
| <b>Arkansas State</b> | <b>1-5-0 .167</b> | <b>2-8-1 .227</b> |

# Las Vegas Bowl

| 1994                  | Conference        | Overall            |
|-----------------------|-------------------|--------------------|
| UNLV#                 | 5-1-0 .833        | 7-5-0 .545         |
| Nevada                | 5-1-0 .833        | 9-2-0 .818         |
| Louisiana             | 5-1-0 .833        | 6-5-0 .545         |
| Northern Illinois     | 3-3-0 .500        | 4-7-0 .364         |
| San Jose State        | 3-3-0 .500        | 3-8-0 .273         |
| Utah State            | 2-4-0 .333        | 3-8-0 .273         |
| New Mexico State      | 2-4-0 .333        | 3-8-0 .273         |
| Louisiana Tech        | 1-5-0 .167        | 3-8-0 .273         |
| <b>Arkansas State</b> | <b>0-6-0 .000</b> | <b>1-10-0 .090</b> |

# Las Vegas Bowl

| 1995                  | Conference        | Overall           |
|-----------------------|-------------------|-------------------|
| Nevada#               | 6-0-0 1.000       | 9-3-0 .750        |
| Louisiana             | 4-2-0 .667        | 6-5-0 .545        |
| Utah State            | 4-2-0 .667        | 4-7-0 .364        |
| <b>Arkansas State</b> | <b>3-3-0 .500</b> | <b>6-5-0 .545</b> |
| New Mexico State      | 3-3-0 .500        | 4-7-0 .364        |
| Northern Illinois     | 3-3-0 .500        | 3-8-0 .273        |
| Louisiana Tech        | 2-4-0 .333        | 5-6-0 .456        |
| Pacific               | 2-4-0 .333        | 3-8-0 .273        |
| San Jose State        | 2-4-0 .333        | 3-8-0 .273        |
| UNLV                  | 1-5-0 .167        | 2-9-0 .182        |

# Las Vegas Bowl

| 1999                  | Conference        | Overall           |
|-----------------------|-------------------|-------------------|
| Boise State#          | 5-1-0 .833        | 10-3-0 .769       |
| Idaho                 | 4-2-0 .667        | 7-4-0 .636        |
| New Mexico State      | 3-3-0 .500        | 6-5-0 .545        |
| <b>Arkansas State</b> | <b>3-3-0 .500</b> | <b>4-7-0 .364</b> |
| Utah State            | 3-3-0 .500        | 4-7-0 .364        |
| North Texas           | 1-5-0 .167        | 2-9-0 .182        |

# Humanitarian Bowl

| 2000                  | Conference      | Overall          |
|-----------------------|-----------------|------------------|
| Boise State#          | 5-0 1.000       | 10-2 .833        |
| Utah State            | 4-1 .800        | 5-6 .455         |
| Idaho                 | 3-2 .600        | 5-6 .455         |
| New Mexico State      | 1-4 .200        | 3-8 .273         |
| North Texas           | 1-4 .200        | 3-8 .273         |
| <b>Arkansas State</b> | <b>1-4 .200</b> | <b>1-10 .091</b> |

# Crucial.com Humanitarian Bowl

| 2001                  | Conference      | Overall         |
|-----------------------|-----------------|-----------------|
| North Texas#          | 5-1 .833        | 5-7 .417        |
| Middle Tennessee      | 5-1 .833        | 8-3 .727        |
| New Mexico State      | 4-2 .667        | 5-7 .417        |
| Louisiana             | 2-4 .333        | 3-8 .273        |
| <b>Arkansas State</b> | <b>2-4 .333</b> | <b>2-9 .182</b> |
| ULM                   | 2-4 .333        | 2-9 .182        |
| Idaho                 | 1-5 .167        | 1-10 .091       |

# New Orleans Bowl

| 2002                  | Conference      | Overall         |
|-----------------------|-----------------|-----------------|
| North Texas#          | 6-0 1.000       | 8-5 .615        |
| New Mexico State      | 5-1 .833        | 7-5 .583        |
| <b>Arkansas State</b> | <b>3-3 .500</b> | <b>6-7 .462</b> |
| Middle Tennessee      | 2-4 .333        | 4-8 .333        |
| ULM                   | 2-4 .333        | 3-9 .250        |
| Louisiana             | 2-4 .333        | 3-9 .250        |
| Idaho                 | 1-5 .167        | 2-10 .167       |

# New Orleans Bowl

| 2003                  | Conference      | Overall         |
|-----------------------|-----------------|-----------------|
| North Texas#          | 7-0 1.000       | 9-4 .692        |
| Louisiana             | 4-3 .571        | 4-8 .333        |
| Middle Tennessee      | 4-3 .571        | 4-8 .333        |
| <b>Arkansas State</b> | <b>3-4 .429</b> | <b>5-7 .417</b> |
| Utah State            | 3-4 .429        | 3-9 .250        |
| ULM                   | 3-4 .429        | 3-9 .250        |
| New Mexico State      | 2-5 .286        | 3-9 .250        |
| Idaho                 | 1-6 .143        | 1-11 .083       |

# New Orleans Bowl

HISTORY



# ALL-TIME CONFERENCE STANDINGS

HISTORY

| 2004                  | Conference      | Overall         |
|-----------------------|-----------------|-----------------|
| North Texas#          | 7-0 .1000       | 7-5 .583        |
| Troy\$                | 5-2 .714        | 7-5 .583        |
| New Mexico State      | 4-3 .571        | 5-6 .455        |
| ULM                   | 4-3 .571        | 5-6 .455        |
| Middle Tennessee      | 4-4 .500        | 5-6 .455        |
| <b>Arkansas State</b> | <b>3-4 .429</b> | <b>3-8 .273</b> |
| Louisiana             | 2-5 .286        | 4-7 .364        |
| Utah State            | 2-5 .286        | 3-8 .273        |
| Idaho                 | 2-5 .286        | 3-9 .250        |

# New Orleans Bowl

\$ Silicon Valley Football Classic

| 2005                   | Conference              | Overall                 |
|------------------------|-------------------------|-------------------------|
| <b>Arkansas State#</b> | <b>2-2*</b> <b>.500</b> | <b>2-6*</b> <b>.250</b> |
| Louisiana              | 5-2 .714                | 6-5 .545                |
| ULM                    | 5-2 .714                | 5-6 .455                |
| FIU                    | 3-4 .429                | 5-6 .455                |
| Middle Tennessee       | 3-4 .429                | 4-7 .364                |
| Troy                   | 3-4 .429                | 4-7 .364                |
| Florida Atlantic       | 2-5 .286                | 2-9 .182                |
| North Texas            | 2-5 .286                | 2-9 .182                |

# New Orleans Bowl

\* 4 overall victories, 3 conference victories and the Sun Belt Conference championship later vacated due to NCAA sanctions. Actual on-field record was 6-6 overall and 5-2 in conference.

| 2006                  | Conference              | Overall                 |
|-----------------------|-------------------------|-------------------------|
| Troy#                 | 6-1 .857                | 8-5 .615                |
| Middle Tennessee\$    | 6-1 .857                | 7-6 .538                |
| <b>Arkansas State</b> | <b>0-3*</b> <b>.000</b> | <b>0-6*</b> <b>.000</b> |
| Florida Atlantic      | 4-3 .571                | 5-7 .417                |
| Louisiana             | 3-4 .429                | 6-6 .500                |
| ULM                   | 3-4 .429                | 4-8 .333                |
| North Texas           | 2-5 .286                | 3-9 .250                |
| FIU                   | 0-7 .000                | 0-12 .000               |

# New Orleans Bowl

\$ Motor City Bowl

\* 6 overall victories and 4 conference victories later vacated due to NCAA sanctions. Actual on-field record was 6-6 overall and 4-3 in conference.

| 2007                  | Conference      | Overall         |
|-----------------------|-----------------|-----------------|
| Florida Atlantic#     | 6-1 .857        | 8-5 .615        |
| Troy                  | 6-1 .857        | 8-4 .667        |
| ULM                   | 4-3 .571        | 6-6 .500        |
| Middle Tennessee      | 4-3 .571        | 5-7 .417        |
| <b>Arkansas State</b> | <b>3-4 .429</b> | <b>5-7 .417</b> |
| Louisiana             | 3-4 .429        | 3-9 .250        |
| North Texas           | 1-6 .143        | 2-10 .167       |
| FIU                   | 1-6 .143        | 1-11 .083       |

# New Orleans Bowl

| 2008                  | Conference      | Overall         |
|-----------------------|-----------------|-----------------|
| Troy#                 | 6-1 .857        | 8-5 .615        |
| Louisiana             | 5-2 .714        | 6-6 .500        |
| <b>Arkansas State</b> | <b>4-3 .571</b> | <b>6-6 .500</b> |
| Florida Atlantic\$    | 4-3 .571        | 7-6 .538        |
| FIU                   | 3-4 .429        | 5-7 .417        |
| Middle Tennessee      | 3-4 .429        | 5-7 .417        |
| ULM                   | 3-4 .429        | 5-7 .417        |
| North Texas           | 0-7 .000        | 1-11 .083       |

# New Orleans Bowl

\$ Motor City Bowl

| 2009                  | Conference      | Overall         |
|-----------------------|-----------------|-----------------|
| Troy#                 | 8-0 1.000       | 9-4 .692        |
| Middle Tennessee\$    | 7-1 .875        | 10-3 .769       |
| ULM                   | 5-3 .625        | 6-6 .500        |
| Florida Atlantic      | 5-3 .625        | 5-7 .417        |
| Louisiana             | 4-4 .500        | 6-6 .500        |
| <b>Arkansas State</b> | <b>3-5 .375</b> | <b>4-8 .333</b> |
| FIU                   | 3-5 .375        | 2-9 .250        |
| North Texas           | 1-7 .125        | 2-10 .167       |
| Western Kentucky      | 0-8 .000        | 0-12 .000       |

# New Orleans Bowl

\$ GMAC Bowl

| 2010                  | Conference      | Overall         |
|-----------------------|-----------------|-----------------|
| Troy#                 | 6-2 .850        | 8-5 .615        |
| FIU\$                 | 6-2 .750        | 7-6 .538        |
| Middle Tennessee^     | 5-3 .625        | 6-7 .462        |
| ULM                   | 4-4 .500        | 5-7 .417        |
| <b>Arkansas State</b> | <b>4-4 .500</b> | <b>4-8 .333</b> |
| Florida Atlantic      | 3-5 .375        | 4-8 .333        |
| North Texas           | 3-5 .375        | 3-9 .250        |
| Louisiana             | 3-5 .375        | 3-9 .250        |
| Western Kentucky      | 2-6 .250        | 2-10 .167       |

# New Orleans Bowl

\$ GoDaddy.com Bowl

^ Little Caesars Pizza Bowl



# ALL-TIME CONFERENCE STANDINGS

| 2011                               | Conference              | Overall                 |
|------------------------------------|-------------------------|-------------------------|
| <b>Arkansas State</b> <sup>§</sup> | <b>8-0</b> <b>.1000</b> | <b>10-3</b> <b>.769</b> |
| Western Kentucky                   | 7-1 .875                | 7-5 .583                |
| Louisiana#                         | 6-2 .750                | 9-4 .692                |
| FIU <sup>^</sup>                   | 5-3 .625                | 8-5 .615                |
| North Texas                        | 4-4 .500                | 5-7 .417                |
| ULM                                | 3-5 .375                | 4-8 .333                |
| Troy                               | 2-6 .250                | 3-9 .250                |
| Middle Tennessee                   | 1-7 .125                | 2-10 .167               |
| Florida Atlantic                   | 0-8 .000                | 1-11 .083               |

# *New Orleans Bowl*  
<sup>§</sup> *GoDaddy.com Bowl*  
<sup>^</sup> *Beef O'Brady's Bowl*

| 2012                               | Conference             | Overall                 |
|------------------------------------|------------------------|-------------------------|
| <b>Arkansas State</b> <sup>§</sup> | <b>7-1</b> <b>.875</b> | <b>10-3</b> <b>.769</b> |
| Louisiana#                         | 6-2 .750               | 9-4 .692                |
| ULM%                               | 6-2 .750               | 8-5 .667                |
| Middle Tennessee                   | 6-2 .750               | 8-4 .667                |
| Western Kentucky <sup>^</sup>      | 4-4 .500               | 7-6 .538                |
| Troy                               | 3-5 .375               | 5-7 .416                |
| North Texas                        | 3-5 .375               | 4-8 .333                |
| Florida Atlantic                   | 2-6 .250               | 3-9 .250                |
| FIU                                | 2-6 .250               | 3-9 .250                |
| South Alabama                      | 1-7 .125               | 2-11 .154               |

# *New Orleans Bowl*  
<sup>§</sup> *GoDaddy.com Bowl*  
<sup>^</sup> *Little Caesar's Pizza Bowl*  
% *Advocare V100 Independence Bowl*

| 2013                               | Conference             | Overall                |
|------------------------------------|------------------------|------------------------|
| <b>Arkansas State</b> <sup>§</sup> | <b>5-2</b> <b>.714</b> | <b>8-5</b> <b>.615</b> |
| Louisiana#                         | 5-2 .714               | 9-4 .692               |
| Western Kentucky                   | 4-3 .571               | 8-4 .667               |
| ULM                                | 4-3 .571               | 6-6 .500               |
| South Alabama                      | 4-3 .571               | 6-6 .500               |
| Troy                               | 4-3 .571               | 6-6 .500               |
| Texas State                        | 2-5 .286               | 6-6 .500               |
| Georgia State                      | 0-7 .000               | 0-12 .000              |

# *New Orleans Bowl*  
<sup>§</sup> *GoDaddy Bowl*

| 2014                               | Conference             | Overall                |
|------------------------------------|------------------------|------------------------|
| Georgia Southern                   | 8-0 1.000              | 9-3 .750               |
| Louisiana#                         | 7-1 .875               | 9-4 .692               |
| Appalachian State                  | 6-2 .750               | 7-5 .583               |
| <b>Arkansas State</b> <sup>§</sup> | <b>5-3</b> <b>.625</b> | <b>7-6</b> <b>.538</b> |
| Texas State                        | 5-3 .625               | 7-5 .583               |
| South Alabama&                     | 5-3 .625               | 6-7 .462               |
| ULM                                | 3-5 .375               | 4-8 .333               |
| Troy                               | 3-5 .375               | 3-9 .250               |
| New Mexico State                   | 1-7 .125               | 2-10 .167              |
| Idaho                              | 1-7 .125               | 1-10 .091              |
| Georgia State                      | 0-8 .000               | 1-11 .083              |

# *New Orleans Bowl*  
<sup>§</sup> *GoDaddy.com Bowl*  
& *Raycom Media Camellia Bowl*

| 2015                          | Conference              | Overall                |
|-------------------------------|-------------------------|------------------------|
| <b>Arkansas State</b> #       | <b>8-0</b> <b>1.000</b> | <b>9-4</b> <b>.692</b> |
| Appalachian State&            | 7-1 .875                | 11-2 .846              |
| Georgia Southern <sup>§</sup> | 6-2 .750                | 9-4 .692               |
| Georgia State@                | 5-3 .625                | 6-7 .462               |
| South Alabama                 | 3-5 .375                | 5-7 .417               |
| Idaho                         | 3-5 .375                | 4-8 .333               |
| Troy                          | 3-5 .375                | 4-8 .333               |
| Louisiana                     | 3-5 .375                | 4-8 .333               |
| New Mexico State              | 3-5 .375                | 3-9 .250               |
| Texas State                   | 2-6 .250                | 3-9 .250               |
| ULM                           | 1-7 .125                | 2-11 .154              |

# *New Orleans Bowl*  
<sup>§</sup> *GoDaddy Bowl*  
& *Raycom Media Camellia Bowl*  
@ *Cure Bowl*

| 2016                       | Conference             | Overall                |
|----------------------------|------------------------|------------------------|
| <b>Arkansas State</b> @    | <b>7-1</b> <b>.875</b> | <b>8-6</b> <b>.615</b> |
| Appalachian State&         | 7-1 .875               | 10-3 .769              |
| Troy <sup>§</sup>          | 6-2 .750               | 10-3 .769              |
| Idaho!                     | 6-2 .750               | 9-4 .692               |
| Louisiana#                 | 5-3 .625               | 6-7 .462               |
| Georgia Southern           | 4-4 .500               | 5-7 .417               |
| ULM                        | 3-5 .375               | 4-8 .333               |
| South Alabama <sup>^</sup> | 2-6 .250               | 6-7 .462               |
| Georgia State              | 2-6 .250               | 3-9 .250               |
| New Mexico State           | 2-6 .250               | 3-9 .250               |
| Texas State                | 0-8 .000               | 2-10 .167              |

# *New Orleans Bowl*  
<sup>§</sup> *Dollar General Bowl*  
& *Raycom Media Camellia Bowl*  
@ *Cure Bowl*  
<sup>^</sup> *NOVA Home Loans Arizona Bowl*  
! *Famous Idaho Potato Bowl*

HISTORY



# ALL-TIME CONFERENCE STANDINGS

HISTORY

| 2017                       | Conference      | Overall         |
|----------------------------|-----------------|-----------------|
| Troy#                      | 7-1 .875        | 11-2 .846       |
| Appalachian State\$        | 7-1 .875        | 9-4 .692        |
| <b>Arkansas State&amp;</b> | <b>6-2 .750</b> | <b>7-5 .583</b> |
| Georgia State@             | 5-3 .625        | 7-5 .583        |
| New Mexico State^          | 4-4 .500        | 7-6 .538        |
| Louisiana                  | 4-4 .500        | 5-7 .417        |
| ULM                        | 4-4 .500        | 4-8 .333        |
| Idaho                      | 3-5 .375        | 4-8 .333        |
| South Alabama              | 3-5 .375        | 4-8 .333        |
| Coastal Carolina           | 2-6 .250        | 3-9 .250        |
| Georgia Southern           | 2-6 .250        | 2-10 .167       |
| Texas State                | 1-7 .125        | 2-10 .167       |

# *New Orleans Bowl*

\$ *Dollar General Bowl*

& *Raycom Media Camellia Bowl*

@ *Cure Bowl*

^ *NOVA Home Loans Arizona Bowl*

## 2018

| East Division      | Conference | Overall   |
|--------------------|------------|-----------|
| Appalachian State# | 7-1 .875   | 11-2 .846 |
| Troy\$             | 7-1 .875   | 10-3 .769 |
| Georgia Southern&  | 6-2 .750   | 10-3 .769 |
| Coastal Carolina   | 2-6 .250   | 5-7 .417  |
| Georgia State      | 1-7 .125   | 2-10 .167 |

| West Division          | Conference      | Overall         |
|------------------------|-----------------|-----------------|
| Louisiana@             | 5-3 .625        | 7-7 .500        |
| <b>Arkansas State^</b> | <b>5-3 .625</b> | <b>8-5 .615</b> |
| ULM                    | 4-4 .500        | 6-6 .500        |
| South Alabama          | 2-6 .250        | 3-9 .250        |
| Texas State            | 1-7 .125        | 3-9 .250        |

# *New Orleans Bowl*

\$ *Dollar General Bowl*

& *Raycom Media Camellia Bowl*

@ *Cure Bowl*

^ *NOVA Home Loans Arizona Bowl*

## 2019

| East Division      | Conference | Overall   |
|--------------------|------------|-----------|
| Appalachian State# | 7-1 .875   | 13-1 .929 |
| Georgia Southern@  | 5-3 .625   | 7-6 .538  |
| Georgia State^     | 4-4 .500   | 7-6 .538  |
| Troy               | 3-5 .375   | 5-7 .417  |
| Coastal Carolina   | 2-6 .250   | 5-7 .417  |

| West Division              | Conference      | Overall         |
|----------------------------|-----------------|-----------------|
| Louisiana\$                | 7-1 .875        | 11-3 .786       |
| <b>Arkansas State&amp;</b> | <b>5-3 .625</b> | <b>8-5 .615</b> |
| ULM                        | 4-4 .500        | 5-7 .417        |
| Texas State                | 2-6 .250        | 3-9 .250        |
| South Alabama              | 1-7 .125        | 2-10 .167       |

# *New Orleans Bowl*

\$ *LendingTree Bowl*

& *Camellia Bowl*

@ *Cure Bowl*

^ *NOVA Home Loans Arizona Bowl*

## 2020

| East Division      | Conference | Overall   |
|--------------------|------------|-----------|
| Coastal Carolina@  | 8-0 1.000  | 11-1 .917 |
| Appalachian State^ | 6-2 .750   | 9-3 .750  |
| Georgia Southern#  | 4-4 .500   | 8-5 .615  |
| Georgia State\$    | 4-4 .500   | 6-4 .600  |
| Troy               | 3-4 .429   | 5-6 .455  |

| West Division         | Conference      | Overall         |
|-----------------------|-----------------|-----------------|
| Louisiana&            | 7-1 .875        | 10-1 .909       |
| South Alabama         | 3-5 .375        | 4-7 .364        |
| <b>Arkansas State</b> | <b>2-6 .250</b> | <b>4-7 .364</b> |
| Texas State           | 2-6 .250        | 2-10 .167       |
| ULM                   | 0-7 .000        | 0-10 .000       |

# *New Orleans Bowl*

\$ *LendingTree Bowl*

& *ServePro First Responders Bowl*

@ *Cure Bowl*

^ *Myrtle Beach Bowl*



# ALL-TIME CONFERENCE STANDINGS



## 2021

| East Division       | Conference | Overall   |
|---------------------|------------|-----------|
| Appalachian State\$ | 7-1 .875   | 10-4 .714 |
| Coastal Carolina@   | 6-2 .750   | 11-2 .846 |
| Georgia State&      | 6-2 .750   | 8-6 .571  |
| Troy                | 3-5 .375   | 5-7 .417  |
| Georgia Southern    | 2-6 .250   | 3-8 .273  |

| West Division         | Conference      | Overall          |
|-----------------------|-----------------|------------------|
| Louisiana#            | 8-0 1.000       | 13-1 .929        |
| Texas State           | 3-5 .375        | 4-8 .333         |
| South Alabama         | 2-6 .250        | 5-7 .417         |
| ULM                   | 2-6 .250        | 4-8 .333         |
| <b>Arkansas State</b> | <b>1-7 .125</b> | <b>2-10 .167</b> |

\$ *RoofClaim.com Boca Raton Bowl*

@ *Cure Bowl*

& *TaxAct Camellia Bowl*

# *New Orleans Bowl*

## 2022

| East Division     | Conference | Overall  |
|-------------------|------------|----------|
| Coastal Carolina! | 6-2 .750   | 9-4 .692 |
| James Madison     | 6-2 .750   | 8-3 .727 |
| Marshall&         | 5-3 .625   | 9-4 .692 |
| Appalachian State | 3-5 .375   | 6-6 .500 |
| Georgia Southern^ | 3-5 .375   | 6-7 .462 |
| Georgia State     | 3-5 .375   | 4-8 .333 |
| Old Dominion      | 2-6 .250   | 3-9 .250 |

| West Division         | Conference      | Overall         |
|-----------------------|-----------------|-----------------|
| Troy\$                | 7-1 .875        | 12-2 .857       |
| South Alabama#        | 7-1 .875        | 10-3 .769       |
| Louisiana*            | 4-4 .500        | 6-7 .462        |
| Southern Miss@        | 4-4 .500        | 7-6 .538        |
| ULM                   | 3-5 .375        | 4-8 .333        |
| Texas State           | 2-6 .250        | 4-8 .333        |
| <b>Arkansas State</b> | <b>1-7 .125</b> | <b>3-9 .250</b> |

\$ *Duluth Trading Cure Bowl*

@ *LendingTree Bowl*

& *Myrtle Beach Bowl*

# *R+L Carriers New Orleans Bowl*

\* *Radiance Technologies Independence Bowl*

^ *Camellia Bowl*

! *TicketSmarter Birmingham Bowl*

HISTORY



# ALL-TIME LETTERMEN

HISTORY

## A

|                     |            |
|---------------------|------------|
| ABELS, Carlton      | 1948       |
| ABBY, Zelos         | 2003, 2004 |
| ABSTON, Carver      | 1976-78    |
| ACCORD, Larry       | 1948       |
| ACKLIN, L.J.        | 1938       |
| ADAMS, Bill         | 1935-36    |
| ADAMS, Buddy        | 1975-77    |
| ADAMS, Jonathan     | 1998-2001  |
| ADAMS JR., Jonathan | 2017-20    |
| ADAMS, LeUndo       | 2003       |
| ADAMS, Marcus       | 2009       |
| ADAMS, Michael      | 2008-09    |
| ADAMS, Mike         | 1985-86    |
| ADAMS, Tony         | 2017, 2019 |
| ADAMS, Tye          | 1941       |
| ADKINS, James       | 1945-46    |
| AGAPOS, Andrew      | 2022       |
| AHOIA, Tukua        | 2018-20    |
| AJIGBEDA, Segun     | 1997-2000  |
| ALBRIGHT, LaAngelo  | 2010-13    |
| ALEXANDER, Charles  | 2014       |
| ALEXANDER, Elery    | 2019-21    |
| ALEXANDER, Lavell   | 1996-97    |
| ALEXANDER, Mike     | 2001-02    |
| ALEXANDER, Rodney   | 1991-92    |
| ALLAN, Walter       | 1936       |
| ALLCORN, Jason      | 1996-98    |
| ALLEN, Brian        | 1990-91    |
| ALLEN, Chuck        | 2001-02    |
| ALLEN, Eric         | 2009-12    |
| ALLEN, Rodney       | 1995, 1997 |
| ALLEN, Ronnie A.    | 1950-52    |
| ALLEN, Ronnie G.    | 1962       |
| ALLEN, Will         | 1984       |
| ALLEY, Jacob        | 1978       |
| ALLISON, John       | 2001-02    |
| ALLISON, Johnny     | 1968       |
| ALLISON, Tim        | 1978-81    |
| ALLSOPP, W.C.       | 1913-15    |
| ALTON, Lloyd        | 1951       |
| ALVARES, Daniel     | 1996-97    |
| ALVIN, Duane        | 1998-99    |
| AMOS, Giles         | 2020       |
| ANCELL, Vincent     | 1971-73    |
| ANDERSON, Brian     | 2012       |
| ANDERSON, Geoffrey  | 2013       |
| ANDERSON, Myron     | 2002-05    |
| ANDREWS, Bob        | 1950       |
| ANTHONY, J.C.       | 1955-56    |

|                   |            |
|-------------------|------------|
| APLIN, Ryan       | 2009-12    |
| APPLEBY, Bob      | 1946, 1948 |
| ARANT, Jerry      | 1957-60    |
| ARAUCO, Josh      | 2006-09    |
| ARMBRUST, Ken     | 1978-81    |
| ARMENIO, Joe      | 1952-55    |
| ARMENT, Bill      | 1949-52    |
| ARMSTRONG, Tyrone | 1999-2000  |
| ARNOLD, Darrell   | 1955-56    |
| ARNOLD, Gilbert   | 1958-61    |
| ARNOLD, Reggie    | 2006-09    |
| ARRITT, Frank     | 2001-03    |
| ATCHLEY, Tim      | 1980       |
| ATNIP, Jacob      | 2017-19    |
| AUFDERHEIDE, Mark | 1973       |
| AUSTIN, Derrick   | 1993-95    |
| AUSTIN, Kirby     | 1980-81    |
| AUSTIN, Pel       | 1947, 1949 |
| AUSTIN, Sam       | 1958-59    |
| AUSTIN, Shederick | 2009       |
| AYERS, TW         | 2019-22    |
| AZUBUIKE, Isaiah  | 2019-20    |

## B

|                     |               |
|---------------------|---------------|
| BABER, L.C.         | 1922          |
| BACCHUS, Joseph     | 2015-16       |
| BAILEY, Billy Joe   | 1963-65       |
| BAILEY, Gerald      | 1986-87       |
| BAILEY, Michael     | 1998-99       |
| BAILEY, Robert      | 1998          |
| BAINE, Cecil        | 1923-24       |
| BAKER, Darrell      | 1993, 1995-96 |
| BAKER, Eugene       | 1941          |
| BAKER, Scott        | 1991-92       |
| BALLEW, Richard     | 1940, 1945    |
| BALTENSPERGER, Matt | 2010          |
| BANKS, King         | 2011          |
| BARANKA, Frank      | 1951          |
| BARBOUR, Earl       | 1949-50       |
| BARFIELD, Cleveland | 1969-72       |
| BARFIELD, Curtis    | 2000-03       |
| BARLOW, Bob         | 1969-70       |
| BARNES, Fredrick    | 1983-86       |
| BARNES, Hugh        | 1954          |
| BARNETT, Don        | 1978          |
| BARNETT, Fred       | 1986-89       |
| BARNETT, Vincent    | 1985-86       |
| BARNHILL, Brock     | 2012-14       |
| BARNHILL, Randy     | 1984-86       |
| BARROW, Fred        | 1988-89       |



# ALL-TIME LETTERMEN

|                     |               |                       |                  |
|---------------------|---------------|-----------------------|------------------|
| BASER, Rubal        | 1945          | BLOHOWIAK, Jeremy     | 1993-94          |
| BASSET, Flunney     | 1935          | BLUE, Bob             | 1947             |
| BATES, Graham       | 2008-11       | BOATRIGHT, Bo         | 1998             |
| BAYLESS, Omar       | 2016-19       | BODENSTEIN, Travis    | 2013-14          |
| BEALL, Billy        | 1941          | BOENINGHAUSEN, Art    | 1972             |
| BEAN, Derrick       | 2018-21       | BOGAN, Raymon         | 1929, 1933       |
| BEASLEY, Erven      | 1980-83       | BOLDEN, Dennis        | 1975-76          |
| BEARDEN, John       | 1948-49       | BOLDT, Ed             | 1949-52          |
| BEASON, Michael     | 1990-93       | BOLTON, Brad          | 1989             |
| BEAVERS, Linton     | 1992-93, 1995 | BOLTON, Everett       | 1939-40, 1946-47 |
| BECK, Brice         | 2008          | BONDS, Andre          | 1992-93          |
| BECKINGER, William  | 1951-52       | BONDS, Curtis         | 2004-07          |
| BEGEAL, Wyatt       | 2022          | BONE, Rick            | 1969-71          |
| BEHNEN, Henry       | 1969-70       | BONNER, Caleb         | 2017-21          |
| BELGASD, Harry      | 1933          | BONNER, Dee           | 1948-50          |
| BELL, Jhamahl       | 2015          | BONNER, Lanard        | 2017-18          |
| BELL, Sammy         | 1992-93       | BONNER, Larry         | 1973             |
| BELLVILLE, Kelly    | 1923-24       | BONNER, Logan         | 2017-20          |
| BENNETT, Jason      | 1993-95       | BOOKER, Christian     | 2016-17          |
| BENNETT, Ken        | 1967-69       | BOONE, Andy           | 1987             |
| BENNETT, Kivon      | 2021-22       | BOUNDS, Neil          | 2001             |
| BENNETT, Marty      | 1982-83       | BOONE, Frederick      | 1989, 1991       |
| BENNETT, Paul       | 1985          | BOUTWELL, Lloyd       | 1965             |
| BENSON, George      | 1915-17       | BOWENS, Corey         | 1996-97          |
| BENSON, Luke        | 1923-25       | BOWENS, Hanis         | 1999-2000        |
| BENSON, Russell     | 1917, 1920-21 | BOWERS, Billy         | 1981-84          |
| BENTLEY, Alfred     | 1959-60       | BOWERS, Den           | 1956-57          |
| BERG, Brandon       | 2015-16       | BOWERS, Joe           | 1951             |
| BERGEY, Bill        | 1965-68       | BOWLING, Brandon      | 2019-20          |
| BERNARD, Bill       | 1911          | BOYD, Fred            | 2013             |
| BERRY, Bill         | 1961-64       | BOYD, Jason           | 2002-03          |
| BERRY, Bryant       | 2000-03       | BOYD, Jordan          | 1981-82          |
| BERTA, Michael      | 1962-65       | BOYD, William         | 2012-14          |
| BESHEARS, Donnie    | 1968-71       | BRACEY, Shermar       | 2003-05          |
| BEVILL, Mike        | 1976          | BRADLEY, Gene         | 1976-79          |
| BILLINGS, James     | 1956-58       | BRADLEY, Jon          | 2000-03          |
| BINGHAM, Ronheen    | 2017-18       | BRADLEY-KING, William | 2017-19          |
| BIRDWELL, Patrick   | 1997-98       | BRAMLETT, Charles     | 1954-56          |
| BIRDWELL, Justin    | 1996          | BRANCH, Jim Bob       | 1988             |
| BIRSE, Cameron      | 2014-15       | BRAZILE, Kevin        | 1995-98          |
| BISHOP, O. Lee      | 1941          | BRECKENRIDGE, John    | 1935-37          |
| BLACKFORD, Joel     | 1920-21       | BREWER, Dennis        | 1975             |
| BLACKMAN, James     | 2021-22       | BRITTINGHAM, Steve    | 1998             |
| BLACKMON, Dexter    | 2012-14       | BRITTON, Joe          | 2022             |
| BLACKWELL, Denzel   | 2021          | BROADY, Bryant        | 1992             |
| BLAGG, Tom          | 1952-53, 1955 | BROCKMAN, Brandon     | 2015-16          |
| BLAKE, Jeff         | 2007-10       | BROOKS, Mike          | 2001-04          |
| BLAKE, Lyvell       | 1988-89       | BRONSON, VJ           | 2022             |
| BLALACK, Kearney    | 1970-72       | BROWN, Andre          | 1997             |
| BLANCHETT, Denishio | 1996-99       | BROWN, Cody           | 2004-05          |
| BLOCK, Doug         | 1983-86       | BROWN, Cody           | 2015-16          |



# ALL-TIME LETTERMEN

HISTORY

|                      |               |                   |               |
|----------------------|---------------|-------------------|---------------|
| BROWN, Darveon       | 2016-19       | CALDWELL, Bill    | 1957-59       |
| BROWN, Dave          | 1975          | CALDWELL, Jeff    | 1993-96       |
| BROWN, Dwane         | 1984-87       | CALDWELL, Maxie   | 1968          |
| BROWN, Elroy         | 1980-83       | CALDWELL, Steve   | 1976-77       |
| BROWN, Elroy         | 2008-11       | CALDWELL, Tancil  | 1938-39       |
| BROWN, Evers         | 1989-90       | CALLAHAN, Carter  | 2010          |
| BROWN, J.B.          | 2020          | CALLAHAN, Harold  | 1939-40       |
| BROWN, James         | 1988-89       | CAMERON, Allen    | 1951-52       |
| BROWN, Jeffmario     | 2018-21       | CAMPBELL, Jacob   | 2010-13       |
| BROWN, Lewis         | 1982, 1984-85 | CAMP, Anthony     | 2002-03       |
| BROWN, Marcus        | 2006, 2008-09 | CANALE, Thomas    | 1994          |
| BROWN, Marvis        | 2017-18       | CANTER, John      | 1929, 1934    |
| BROWN, Preston       | 2007          | CANTRELL, Hugh    | 1929-30       |
| BROWN, Ray           | 1983-85       | CANTRELL, Travis  | 1972-75       |
| BROWN, Scott         | 1991, 1993    | CAPLINGER, Bryan  | 1963-66       |
| BRUMFIELD, Nick      | 1999-2000     | CARBONELL, Javier | 2016-19       |
| BRYANT, Steve        | 1970-72       | CARD, Jason       | 2012-13       |
| BUCHANAN, Toler      | 1934          | CARMACK, Glynn    | 1956-57       |
| BUCKLEY, Cedric      | 1991-92       | CARMOUCHE, Jordan | 2022          |
| BUCKLEY, Dan         | 1966-69       | CARPENTER, Dale   | 1991, 1993    |
| BUCKLEY, Darius      | 2012-14       | CARPENTER, Terry  | 1973          |
| BUDAK, Mike          | 1982-85       | CARR, Johnnie     | 1969-71       |
| BUFORD, George       | 1915-17       | CARRETHERS, Ryan  | 2010-13       |
| BULLARD, Jack        | 2020-22       | CARRINGTON, Alex  | 2006-09       |
| BULLARD, Kendricke   | 1990-92       | CARSON, Steve     | 1984          |
| BUMGARDNER, George   | 1915          | CARTER, Bill      | 1932-33       |
| BURDICK, Sean        | 1996, 1998    | CARTER, Curtis    | 2016-17       |
| BURGESS, Douglas     | 1959          | CARTER, Doug      | 2004          |
| BURK, Emmett         | 1938          | CARTHON, Maurice  | 1979-82       |
| BURK, T.J.           | 2008-09       | CASEY, Pat        | 1968          |
| BURKE, Jonathan      | 2002-03       | CASTILAW, Tom     | 2008-11       |
| BURKS, Steve         | 1971-74       | CASTON, Caleb     | 2014-17       |
| BURNETT, Johnie      | 1927-29       | CASTOR, Jerry     | 1976-79       |
| BURNS, Denny         | 1966-67       | CATES, Mark       | 1970-73       |
| BURNS, Jack          | 1959-62       | CATLIN, Vernon    | 2007-08       |
| BURNS, Joe           | 1911          | CATRETT, Orin     | 2005          |
| BURNS, Khayyam       | 2004-07       | CAYETANO, AJ      | 2017          |
| BURTON, Gary         | 1981-84       | CHAMBER, Paul     | 1934-36       |
| BURTON, Manuel       | 2002-05       | CHAMBERS, Tajhea  | 2016, 2018-19 |
| BUSBY, Ivan          | 1936-38       | CHAMBERS, Tyler   | 2006          |
| BUTLER, Hal          | 1977-78       | CHANDLER, Hank    | 1976-78       |
| BUTTERFIELD, Phillip | 2010-13       | CHANDLER, Jarrod  | 2015-18       |
| BUTTRY, Altus        | 1931-33       | CHANDLER, Joe     | 1980-81       |
| BYNER, Brandon       | 2014-16, 2018 | CHAPMAN, I.J.     | 1983-84       |
| BYRD, Najel          | 2009-11       | CHATMAN, DJ       | 2019          |
| BYRD, Oscar          | 1924-27       | CHAVIS, Terrence  | 2002-04       |
|                      |               | CHISM, Chester    | 1980-81       |
|                      |               | CHISM, John       | 1987-90       |
|                      |               | CHRISTAL, Mike    | 1966          |
|                      |               | CHUMLER           | 1923          |
|                      |               | CHUNN, George     | 1962          |
| <b>C</b>             |               |                   |               |
| CAFFEY, Ken          | 1990-91       |                   |               |
| CAGE, CJ             | 2022          |                   |               |



# ALL-TIME LETTERMEN

|                      |               |
|----------------------|---------------|
| CIARAMITARO, Brandon | 2007-08       |
| CISSELL, Howard      | 1954-57       |
| CLACK, Coltin        | 2020          |
| CLARK, Bill          | 1948          |
| CLARK, Jemar         | 2013-16       |
| CLARK, Mike          | 2003          |
| CLARK, Spurgeon      | 1911          |
| CLARK, Tommy         | 1963-65       |
| CLAY, Curtis         | 1978-81       |
| CLAYTON, David       | 2020-21       |
| CLEARY, Cornelius    | 1996-97       |
| CLEMENTS, Taylor     | 2008-09       |
| CLEMONS, Bobby       | 1984          |
| CLEMONS, Mark        | 2007-08       |
| CLEVE, Gary          | 1967-70       |
| CLIFTON, David       | 1963-65       |
| CLIFTON, Justin      | 2015-18       |
| CLINARD, Chris       | 2013          |
| CLINE, Michael       | 1983-85       |
| COATS, Carson        | 2017-18       |
| COCHRAN, Ralph       | 1922          |
| COCKRELL, Sean       | 1996-98       |
| COFFEE, John         | 1958-60       |
| COLE, B.F.           | 1923          |
| COLEMAN, Andre       | 1989-90, 1992 |
| COLEMAN, Charles     | 1946          |
| COLEMAN, KaRon       | 2020, 2022    |
| COLEMAN, Kyle        | 2011-13       |
| COLEMAN, Mel         | 1973          |
| COLLIER, Bill        | 1960          |
| COLLIER, Chris       | 1988-90       |
| COLLIER, Roy         | 1991-92       |
| COLLINS, John        | 1930          |
| COLLINS, Kelsey      | 2011-13       |
| COLLINS, Richard     | 1924          |
| COMBS, Jack          | 2021          |
| CONNOR, Emerson      | 1913          |
| COOK, Butch          | 1976-77       |
| COOK, Danny          | 1976-79       |
| COOLEY, Reginald     | 1998-99       |
| COOLEY, Will Roy     | 1960          |
| COOPER, Anwar        | 1997-2000     |
| COOPER, David        | 1982-83       |
| COOPER, Floyd        | 1920-21       |
| COOPER, Jordan       | 2009          |
| COOPER, Raymond      | 1989          |
| COOPER, Tim          | 1978          |
| COPE, Wayne          | 1992-93       |
| COPELAND, Austin     | 2014-15       |
| CORCORAN, Ed         | 1949-51       |
| COTHERN, Bill        | 1928-29       |

|                      |                 |
|----------------------|-----------------|
| COTTENGIM, Seth      | 2017-20         |
| COTTON, Kishan       | 1997-00         |
| COUCH, Alastair      | 1994, 1997      |
| COVINGTON, Andre     | 2001            |
| COVINGTON, Johnny    | 1992-95         |
| COVINGTON, Vernon    | 1931-32         |
| COX, Billy Joe       | 1960-61         |
| COX, Brandon         | 2014            |
| COX, Keith           | 1977-78         |
| COX, Kelvin          | 2003-06         |
| COX, Mike            | 2002-03         |
| CRADER, Chad         | 1998            |
| CRAIG, Harry         | 1923            |
| CRANE, Gary          | 1967-68         |
| CRAWFORD, Carter Ray | 1984-85         |
| CRAWFORD, KeyRon     | 2022            |
| CRIDER, Heath        | 1989            |
| CRISP, Hugh          | 1974-77         |
| CRITTENDEN, Bruce    | 1971            |
| CROCKER, Brandon     | 2001-02         |
| CROCKER, Wayne       | 1968-69         |
| CROCKETT, Matt       | 2001            |
| CROCKETT, Stacy      | 1991-94         |
| CROOK, Charles       | 1982            |
| CRONE, Ernie         | 1949-50         |
| CROSS, Doyle         | 1972-75         |
| CROSS, Ja'Quez       | 2022            |
| CROSSLEY, John       | 1999-2000, 2002 |
| CROSSLEY, Terry      | 1986            |
| CRUMP, Clarence      | 1920            |
| CULP, Tommy          | 1934-35         |
| CULPEPPER, Ray       | 1976-79         |
| CUNNINGHAM, George   | 1934-35         |
| CUNNINGHAM, Leon     | 1994-95         |
| CURRY, Josh          | 2017            |

## D

|                   |               |
|-------------------|---------------|
| DAILEY, Jaxon     | 2022          |
| DALEY, Foot       | 1987-88       |
| DALAS, Billy      | 1946          |
| DANIELS, Bill     | 1951-53       |
| DANIELS, Kendrick | 2013          |
| DANIELS, Kenneth  | 1934          |
| DANNER, Lem       | 1922-23, 1925 |
| DARBY, Jake       | 1961-63       |
| DARBY, Perry      | 1987-88       |
| DAVENPORT, Mark   | 1995          |
| DAVIDSON, Bill    | 1954-56       |
| DAVIDSON, Billy   | 1977-78       |
| DAVIS, Brad       | 1991-94       |

## HISTORY



# ALL-TIME LETTERMEN

HISTORY

|                   |               |
|-------------------|---------------|
| DAVIS, Brad       | 1996          |
| DAVIS, Brian      | 2010-13       |
| DAVIS, Buddy      | 1941          |
| DAVIS, Cameron    | 2016-18       |
| DAVIS, Demario    | 2008-11       |
| DAVIS, Desmond    | 1997          |
| DAVIS, Joey       | 1975-76       |
| DAVIS, Kailon     | 2019-20       |
| DAVIS, Lewis      | 1988-89       |
| DAVIS, Maci       | 1999-2000     |
| DAVIS, Michael    | 1983-86       |
| DAVIS, Roy        | 1955-56       |
| DAVIS, Tommy      | 1958-59       |
| DAVIS, Zach       | 2012          |
| DAY, Chet         | 1977-78       |
| DAYTON, Putzer    | 1987, 1989    |
| DEAN, Carederious | 2014          |
| DEAN, Derek       | 1988-90       |
| DEJOHNETTE, Levi  | 2004-07       |
| DELAP, Charlie    | 1982          |
| DeMAINE, Don      | 1967-68       |
| DEMMONS, Avery    | 2020          |
| DENBOY, Darrin    | 1994          |
| DENISON, Blake    | 1990-93       |
| DENT, Brad        | 1982-85       |
| DESHAZOR, Leroy   | 2020          |
| DETRICK, Hal      | 1939-40       |
| DEW, Ben          | 1996          |
| DICKEY, John      | 1946-47       |
| DICKSON, DeSoto   | 1992, 1994    |
| DILLON, Edgar     | 1925-27       |
| DINGES, Jim       | 1951          |
| DITSLER, Don      | 1940          |
| DIXON, Dick       | 1972-75       |
| DIXON, Russell    | 1927          |
| DOANE, Keith      | 1947-49       |
| DOBBS, Doug       | 1976-79       |
| DOCKERY, Cord     | 1990-91, 1993 |
| DOLLARHIDE, Jack  | 1990-92       |
| DONHAM, Charlie   | 1973-76       |
| DONKOR, Aaron     | 2019          |
| DORTON, Wayne     | 1968-71       |
| DOSS, Taylon      | 2020-22       |
| DOUGLAS, Marlon   | 2007          |
| DOUTHIT, Chet     | 1969-70       |
| DOWNING, Mike     | 1975-76       |
| DOWNS, Robert     | 1931-32       |
| DOWNS, Rodney     | 1967-69       |
| DRAPER, Amos      | 2010-13       |
| DREHER, Ferdinand | 1928-29       |
| DRISCOLL, Josh    | 2001-02       |

|                  |               |
|------------------|---------------|
| DROKE, J.C.      | 1952          |
| DUCKING, Travis  | 1997-2000     |
| DUMAS, Clyde     | 1982-83       |
| DUNAWAY, Darius  | 2010-13       |
| DUNBAR, Terrence | 2003          |
| DUNCAN, Jason    | 2005          |
| DUNCAN, Jesse    | 1998, 2000-02 |
| DUNN, Donald     | 1954, 1956    |
| DUNN, Kevin      | 1979-82       |
| DUNNICK, Byron   | 1981-84       |
| DUNSTON, Don     | 1960-62       |
| DUREN, Joe       | 1971-74       |
| DUTTON, Justin   | 2018-21       |
| DYSON, Dikki     | 1977-78       |
| DYSON, Raymond   | 1988          |

## E

|                     |                  |
|---------------------|------------------|
| EADS, Britt         | 1990-91          |
| EALY, Reagan        | 2021-22          |
| EARWOOD, Bobby      | 1975-78          |
| EASLEY, Chris       | 2003, 2005, 2007 |
| EASLEY, Earl        | 1984, 1986-88    |
| EAST, Stephen       | 1983-85          |
| ECHOLS, Les         | 2000-03          |
| ECHOLS-LUPER, Cam   | 2016             |
| EDMONDS, B.J.       | 2016-19          |
| EDWARDS, Chester    | 1924             |
| EDWARDS, Darron     | 2010-11          |
| EDWARDS, Don        | 1988-89          |
| EDWARDS, Josh       | 2020-21          |
| EDWARDS, Kendrick   | 2017-18          |
| EICHENBERGER, Zach  | 2005-08          |
| EICKMEYER, Ray      | 1950-53          |
| ELDER, Raymond      | 2014             |
| ELGIN, Andrew       | 1984-86          |
| ELK, Jim            | 1959             |
| ELLINGTON, Grayson  | 1929             |
| ELLIOTT, Gary       | 1966, 1968       |
| ELLIOTT, Troy       | 2016-17          |
| ELLIS, Elias        | 2005-06          |
| ELLIS-BREWER, Trent | 2016-19          |
| ELLISON, Aidan      | 2022             |
| ELMORE, Larry       | 1972-74          |
| EMFINGER, Nick      | 2006             |
| EMMONS, Carlos      | 1992-95          |
| EMORY, Dajon        | 2017-18          |
| EOFF, Homer         | 1955             |
| ERVIN, Bill         | 1957             |
| ESCOBAR, Frank      | 1996             |
| ESKERIDGE, Bill     | 1945             |





# ALL-TIME LETTERMEN

|                  |               |
|------------------|---------------|
| ETIENNE, Websley | 2022          |
| ETU, Sifa        | 2009-10       |
| EUSTACE, Ryan    | 2014-16       |
| EVANS, Brian     | 2009          |
| EVANS, Chad      | 1997-98       |
| EVANS, John      | 1911          |
| EVERETT, Gary    | 1961, 1963-64 |
| EVERETT, Jack    | 1960-61       |
| EVERETT, Mike    | 1966-69       |
| EVERETT, Reggie  | 2001-03       |

## F

|                      |                  |
|----------------------|------------------|
| FAMIGLIETTI, Dick    | 1962, 1964       |
| FARELLA, Frank       | 1954-57          |
| FARLEY, Frank        | 1911             |
| FEARS, Joe           | 1988-89          |
| FEEMSTER, Darryl     | 2010-11          |
| FEAGANS, Antwon      | 2020-21          |
| FENDER, Vana         | 1924             |
| FERRALASCO, Robert   | 1946             |
| FERGUSON, James      | 1928-29          |
| FERGUSON, Luke       | 2012-15          |
| FICKLIN, Booker      | 2020-21          |
| FIELDS, Jeff         | 1989-90          |
| FILES, Cliff         | 1985             |
| FINLEY, Bill         | 1945             |
| FISHBACK, Rick       | 1981-82          |
| FISHER, Roger        | 1937             |
| FISHER, Walter       | 1969-70          |
| FITCH, Curtis        | 1992             |
| FLAGG, Brian         | 2004-05, 2007-08 |
| FLANAGAN, Tom        | 1968-70          |
| FLEMING, R.J.        | 2010-13          |
| FLEMINGS, Champ      | 2022             |
| FLETCHER, Antonio    | 2018-21          |
| FLETCHER, John       | 1917             |
| FLEWELLEN, Christian | 2013             |
| FLOWERS, Dennard     | 2022             |
| FLYNN, James         | 1971-74          |
| FOGLE, Roy           | 1949-50          |
| FOLSON-HILL, Schan   | 1989             |
| FONCHAM, Damon       | 2016-19          |
| FONTENOT, Jamal      | 2016-17          |
| FORD, Dalton         | 2016-17          |
| FORD, Grady          | 1925             |
| FOREMAN, Jeff        | 2019-22          |
| FORREST, Dennis      | 1986-89          |
| FOSTER, Scott        | 1970-72          |
| FOULKES, Tommy       | 1974-77          |
| FOWLER, Farron       | 2003-04          |

|                   |               |
|-------------------|---------------|
| FRAMPTON, Dwayne  | 2010-11       |
| FRANCIS, Cazzy    | 1984-86       |
| FRAZIER, Roland   | 1913          |
| FREDRICK, Charlie | 1984-87       |
| FREEMAN, Tarsh    | 1992-95       |
| FREEMAN, Zoe      | 1993-95       |
| FRENCH, Carroll   | 1922, 1925-27 |
| FRETS, Lynn       | 1936          |
| FRISELLA, Scott   | 1992          |
| FROHBIETER, Todd  | 1995-97       |
| FULLER, Terrance  | 1998-2001     |
| FUTRELL, Cory     | 1997          |

## G

|                   |            |
|-------------------|------------|
| GALINDO, Kevin    | 2011-12    |
| GALLAGHER, Ben    | 2015-17    |
| GAMBILL, Billy    | 1946       |
| GAMBLE, Jamari    | 2018-19    |
| GAMLIN, Stefan    | 1994-95    |
| GANDY, John       | 2012-13    |
| GANKIEWICZ, Steve | 1965-67    |
| GARDNER, Detois   | 1992       |
| GARDNER, Price    | 1980-83    |
| GARNER, Don       | 1951, 1956 |
| GARNER, John      | 1991       |
| GARRETT, Cyril    | 1939       |
| GARRETT, Jemale   | 2007-08    |
| GARRIS, Pete      | 1965-68    |
| GARRISON, Danny   | 1975-78    |
| GARTMAN, Bruce    | 1980-82    |
| GASKIN, Charles   | 2014       |
| GASTON, Adam      | 2007-10    |
| GASTON, Bobby     | 1983-84    |
| GATLIN, Jim       | 1970-71    |
| GATTO, Nick       | 1999-2000  |
| GAUTHREAU, Bryan  | 2001-04    |
| GEATHERS, Thurman | 2021-22    |
| GEBERT, Ralph     | 1949-52    |
| GENTRY, Bob       | 1970       |
| GERICKE, Dean     | 2010       |
| GERMANY, Reginald | 1951       |
| GERRING, Russ     | 1947       |
| GIBBS, Charles    | 1956-57    |
| GIBBS, Hugh       | 1959       |
| GIBBS, Steven     | 2001-04    |
| GIBSON, Bill      | 1945       |
| GIBSON, Jefferie  | 2017-18    |
| GIBSON, Jeremy    | 2008-11    |
| GIBSON, Mark      | 1991-92    |
| GIDDENS, Bryce    | 2012-13    |



# ALL-TIME LETTERMEN

HISTORY

|                     |               |
|---------------------|---------------|
| GILBOW, Paul        | 1978-81       |
| GILL, Page          | 2006, 2008    |
| GILLOTT, Trevor     | 2006-09       |
| GINDER, Bobby       | 1997-99       |
| GIRLEY, Charleston  | 2012-15       |
| GLASGOW, Doyne      | 1941          |
| GLEGHORN, Mike      | 1983          |
| GLENN, Dwaine       | 1965-67       |
| GLOVER, Darius      | 2007-10       |
| GLOVER, George      | 1936          |
| GOAD, Byron         | 1923-26       |
| GODDARD, Steve      | 1968-70       |
| GOLDBERT, Milford   | 1951-53       |
| GOLDEN, Randy       | 1972, 1974-75 |
| GOLLEHER, Mitch     | 1973          |
| GOOCH, Jim          | 1934-36       |
| GOODMAN, Jack       | 1960-61       |
| GOODMAN, Joe        | 1970          |
| GOODSON, R.W.       | 1958          |
| GORDAN, Michael     | 2012-15       |
| GORE, Clinton       | 1961-62       |
| GORE, Stacy         | 1983-85       |
| GOSS, Elbert        | 1933          |
| GRACE, Cody         | 2017-19       |
| GRACE, LeKeith      | 2002-03       |
| GRAFF, Bill         | 1972-75       |
| GRAHAM, John        | 1957-58       |
| GRAHAM, Ryan        | 2019-20       |
| GRAHAM, Sam         | 2022          |
| GRAHAM, William     | 1991          |
| GRANATA, Tom        | 1975-77       |
| GRANDBERRY, William | 2001          |
| GRANT, Charles      | 2014-15       |
| GRANT, Corey        | 1992          |
| GRANT, Larry        | 1992-93       |
| GRASSMYER, Leon     | 1954-57       |
| GRAVES, Marvin      | 1931-33       |
| GRAY, Bob           | 1955-58       |
| GREEN, Bruce        | 1938-39       |
| GREEN, Dahu         | 2018-21       |
| GREEN, Detravion    | 2018-21       |
| GREEN, Gary         | 1976          |
| GREEN, Julian       | 2009, 2011    |
| GREEN, Reggie       | 2003-06       |
| GREEN, Sam          | 1948-49       |
| GREENE, Byron       | 1986          |
| GREENE, DARRELL     | 1988          |
| GREENLEAF, Dedrick  | 1994          |
| GREENWALD, Carl     | 1948-49, 1951 |
| GREVE, Tyler        | 2011-14       |
| GRIDER, William     | 1954          |

|                  |         |
|------------------|---------|
| GRIFFIN, Derrick | 1979-80 |
| GRIFFIN, Jimbo   | 1989-92 |
| GRIFFIN, Joe     | 1976-78 |
| GREGORY, Bill    | 1955    |
| GRIGSBY, Zach    | 2002-03 |
| GRISHAM, Mark    | 1983    |
| GRISWOLD, Darion | 2012-15 |
| GROSSE, Vernon   | 1950-51 |
| GRUPE, Blake     | 2018-21 |
| GUICE, Rex       | 1951    |
| GUNN, David      | 1959-61 |
| GWIN, Terry      | 1965-66 |

## H

|                   |               |
|-------------------|---------------|
| HAGAMAN, Marvin   | 1959-61       |
| HAIGH, John       | 1925          |
| HAIGLER, Marshall | 1992          |
| HALE, Mitchell    | 1962-63       |
| HALES, Steve      | 1979-82       |
| HALEY, Eric       | 1988-89       |
| HALL, Bryan       | 2007-10       |
| HALL, C.O.        | 1934-35       |
| HALL, Rodrick     | 2010-11       |
| HAMILTON, James   | 1968-71       |
| HAMILTON, Mark    | 2000          |
| HAMLET, P.L.      | 1949          |
| HAMMONS, Foy      | 1913-15, 1919 |
| HAMPTON, Anthony  | 1992          |
| HAMPTON, Bill     | 1941          |
| HAMPTON, Ed       | 2002-05       |
| HAMPTON, Terry    | 2018-21       |
| HANEY, Andy       | 1971-74       |
| HANGER, Jim       | 1963          |
| HANKINS, Gary     | 1965-67       |
| HANSCHEN, Steve   | 1976, 1978-79 |
| HANSEN, Justice   | 2016-18       |
| HANSON, Ryan      | 2020-22       |
| HARB, Burt        | 1913-14, 1916 |
| HARDEN, Darrell   | 2022          |
| HARDIMAN, Tim     | 2022          |
| HARDIN, Millard   | 1935-36       |
| HARDY, Greg       | 2006-09       |
| HARKLESS, Larry   | 1975, 1977    |
| HARLAN, Woody     | 1956          |
| HARMS, Keith      | 1985-87       |
| HARP, Waldell     | 1997          |
| HARPER, Dave      | 1971          |
| HARRELL, Calvin   | 1968-71       |
| HARRELL, Stacy    | 1991-94       |
| HARRELL, Tres     | 1997          |



# ALL-TIME LETTERMEN

|                    |               |                         |                  |
|--------------------|---------------|-------------------------|------------------|
| HARRIS JR., Andre  | 2018-19, 2021 | HENDERSON, Victor       | 1997-99          |
| HARRIS, Anthony    | 2005-08       | HENDRICK, Bob           | 1972, 1974       |
| HARRIS, CJ         | 2020-21       | HENDRIX, Bill           | 1930-33          |
| HARRIS, Darren     | 1988-89       | HENDRIX, Hayden         | 1991             |
| HARRIS, Ed         | 1971          | HENRY, Sevastin         | 1992             |
| HARRIS, Henry      | 1979-82       | HERRING-WILSON, Tahj    | 2020             |
| HARRIS, Jaden      | 2018, 2020-22 | HENSON, Brandon         | 2005-06          |
| HARRIS, James      | 1978-79       | HERMAN, Alex            | 1978-79          |
| HARRIS, Justin     | 2020          | HERROLD, NATHAN         | 2009-12          |
| HARRIS, Kenneth    | 2020-22       | HERVEY, Fred            | 2020-21          |
| HARRIS, Kyle       | 2014-15       | HEWITT, TRAVIS          | 2005-08          |
| HARRIS, Larry      | 1988-91       | HEYWARD, Burgess        | 1974             |
| HARRIS, LeMarcus   | 1997-99       | HEYWOOD, Fred           | 1925             |
| HARRIS, Leroy      | 1975-76       | HICKENBOTHAM, James     | 1999-2002        |
| HARRIS, Maurice    | 1992-96       | HICKMAN, Prince         | 2004-07          |
| HARRIS, TJ         | 2016-18       | HICKS, Brian            | 2003-04          |
| HARRIS, Willie     | 1973-74       | HIETT, Dick             | 1921-22          |
| HARRISON, Bill     | 1963-65       | HIGGINS, Patrick        | 2004-06          |
| HARRISON, Montis   | 2004-07       | HIGHT, Howard           | 1945             |
| HART, Jamaris      | 2014-15       | HILBURN, Dick           | 1954-56          |
| HARTMAN, Herman    | 1998          | HILL, Don               | 1931-32          |
| HARVEY, Klint      | 2017-19       | HILL, Greg              | 1972             |
| HASSLER, Ethan     | 2021-22       | HILL, Harvey Lee        | 1953             |
| HATCHER, Layne     | 2019-21       | HILL, Jonah             | 2014-17          |
| HATFIELD, Jim      | 1980          | HILL, Katon             | 2017             |
| HAUNGA, Steven     | 2012-13       | HILL, Stewe             | 1989-90          |
| HAWES, Javan       | 2020          | HILLERS, Ron            | 1986-87          |
| HAWKINS, Jackie    | 2009          | HILLS, Adrian           | 2010-11          |
| HAWKINS, Joe       | 1952          | HILTON, Drew            | 2007-10          |
| HAWKINS, Zion      | 2020          | HINES, David            | 1972-75          |
| HAWLEY, William G. | 1931-32       | HINRICHS, Charles       | 1966-69          |
| HAWTHORNE, Rodney  | 1994-95       | HINRICHS, Mike          | 1966-67, 1973-74 |
| HAYDEN, Lewis      | 1946-47       | HINSON, Clingman        | 1928-30          |
| HAYES, Akeem       | 2021          | HINSON, Jim             | 1947             |
| HAYES, Rocky       | 2012-15       | HINTON, Gary            | 1979-80          |
| HAYES, Seth        | 2020          | HISSAM, Jonathan        | 2006-07          |
| HAYNES, Fred       | 1979-80       | HOBBS, Roland           | 1954             |
| HAZEL, Gene        | 1948-49       | HODGES, Ted             | 1927-29          |
| HEAD, DuRan        | 1993          | HOEFLINGER, Jon         | 2005-06          |
| HEADLEY, Keith     | 1998-2002     | HOFFMAN, Eddie          | 1938             |
| HEARD, Hillery     | 1924-25       | HOGAN, Chris            | 2000-03          |
| HEARD, Tibbs       | 1926, 1928-29 | HOGAN, Stephen          | 2012-14          |
| HEATH, Eddie       | 1934-36       | HOGUE, Bobby            | 1959-60          |
| HEATH, Huel        | 1963          | HOLIFIELD, Darrell      | 1978-80          |
| HEATH, Quanterio   | 2013-16       | HOLMES, Robert          | 2021-22          |
| HEATH, Wayne       | 2001          | HOLT, Boyce             | 1952             |
| HEERN, Howard      | 1939          | HOLLAND, James          | 1945, 1947, 1949 |
| HENAULT, Andy      | 1998-99       | HOLLIGAN, Tyson         | 2009             |
| HENDERSON, Jerime  | 2004-06       | HOLLIMON, Joe           | 1971-74          |
| HENDERSON, Lucious | 2009-10       | HOLLINGSWORTH, R.W.     | 1959             |
| HENDERSON, Russ    | 1980-81       | HOLLINGSWORTH, Terrance | 2014-15          |



# ALL-TIME LETTERMEN

HISTORY

|                   |                  |
|-------------------|------------------|
| HOLLINS, Devin    | 2004-05          |
| HOLMES, Gary      | 1978-79          |
| HOLMES, Tausean   | 2009-12          |
| HOOPER, Andy      | 1963             |
| HORST, Jarrett    | 2019-20          |
| HORTON, Kevin     | 1996-98          |
| HORTON, Melvin    | 1987-88          |
| HORTON, Todd      | 1985-88          |
| HOUSTON, Marvin   | 1987-88          |
| HOUSTON, JD       | 2015-16          |
| HOUSTON, Tres     | 2013-15          |
| HOWARD, Amir      | 2019-20          |
| HOWARD, Christian | 2017             |
| HOWARD, Tom       | 1967             |
| HOWINGTON, Dock   | 2015             |
| HOZ, Christian    | 2020-22          |
| HUBNER, Mike      | 1974, 1976       |
| HUDSON, Dale      | 1946-48          |
| HUDSON, Marcus    | 2015             |
| HUDSON, Wayne     | 1985-88          |
| HUFFMAN, Mike     | 1961             |
| HUGHEY, Frank     | 1927-30          |
| HUMES, Chris      | 2012-13, 2015-16 |
| HUMPHREYS, T.J.   | 1973-76          |
| HUNT, Lee         | 1990-92          |
| HUNT, Marc        | 1990, 1992       |
| HUNT, Te'Vailance | 2021-22          |
| HUNTER, Dave      | 1950             |
| HUNTER, Money     | 2013-16          |
| HURT, Gary        | 1997-98          |

## I

|                 |         |
|-----------------|---------|
| INGLE, David    | 1989    |
| INGRAM, Kenny   | 1989-92 |
| ISAAC, Javonis  | 2017-20 |
| IWUCHUKWU, Noel | 2019-20 |

## J

|                     |         |
|---------------------|---------|
| JACKSON, Anthony    | 2006-08 |
| JACKSON, Colton     | 2013-16 |
| JACKSON, Darreon    | 2017-19 |
| JACKSON, Gary       | 1993-96 |
| JACKSON, Frankie    | 2011-14 |
| JACKSON, Jamal      | 2020    |
| JACKSON, Julius     | 2003    |
| JACKSON, Shervarius | 2011-12 |
| JACKSON, Tony       | 1977    |
| JACKSON, Wally      | 1951    |
| JACOBS, Elliot      | 2001-03 |
| JACOBS, Jerry       | 2018-19 |

|                    |                     |
|--------------------|---------------------|
| JACOBS, Ryan       | 2012-14             |
| JAMES, Chris       | 2005-06             |
| JAMES, Jamarrow    | 2004-06             |
| JAMES, John Ed     | 1935-36             |
| JAMES, Roy         | 1993-94             |
| JANSEN, Steve      | 1970                |
| JARBOE, Josh       | 2011-12             |
| JARVIS, Jackson    | 2020                |
| JEFFERSON, Marcel  | 1991-93             |
| JEFFERY, Cam       | 2021-22             |
| JEFFRESS, Maurice  | 1946-48             |
| JEFFRIES, O.       | 1913                |
| JEFFRIES, Wade     | 1913-15             |
| JEMISON, Rickey    | 1983-86             |
| JENKINS, Daverrick | 2022                |
| JENKINS, Tanner    | 2003-06             |
| JENNINGS, M.D.     | 2007-10             |
| JESSEN, Bill       | 1940                |
| JESSUP, Chase      | 2022                |
| JOHNSON, Al        | 1987-90             |
| JOHNSON, Avery     | 2016-17             |
| JOHNSON, Bert      | 1928-30             |
| JOHNSON, Bill      | 1979-80, 1982       |
| JOHNSON, Charles   | 1945                |
| JOHNSON, Charles   | 2003                |
| JOHNSON, Chase     | 2017                |
| JOHNSON, Clevon    | 1979                |
| JOHNSON, Craig     | 1969-72             |
| JOHNSON, David     | 2005-08             |
| JOHNSON, Derek     | 2010                |
| JOHNSON, Ernest    | 1945                |
| JOHNSON, Garry     | 1999-2002           |
| JOHNSON, Harry     | 1924-25             |
| JOHNSON, Jack      | 1948-49             |
| JOHNSON, James     | 2004-05             |
| JOHNSON, Jesse     | 1946, 1948, 1954-55 |
| JOHNSON, Lawrence  | 1985                |
| JOHNSON, Lennie    | 1995-98             |
| JOHNSON, Lenny     | 2000                |
| JOHNSON, Mark      | 2014, 2016-17       |
| JOHNSON, Michael   | 2017-18             |
| JOHNSON, Nikita    | 1985                |
| JOHNSON, Robert    | 1941                |
| JOHNSON, Roy       | 1988-91             |
| JOHNSON, S.T.      | 1946-48             |
| JOHNSON, Samy      | 2019-22             |
| JOHNSON, Thomas    | 1978-81             |
| JOHNSON, Tom       | 1968-71             |
| JOHNSON, Tyrell    | 2004-07             |
| JOHNSON, Varon     | 1979                |
| JOHNSTON, David    | 1937                |



# ALL-TIME LETTERMEN

|                 |               |
|-----------------|---------------|
| JOINER, Brandon | 2010-11       |
| JONES, Adam     | 2021-22       |
| JONES, Allen    | 1945          |
| JONES, Cameron  | 1994          |
| JONES, Chris    | 2000-02, 2004 |
| JONES, Don      | 2009, 2011-12 |
| JONES, Garrick  | 1998-2000     |
| JONES, Greg     | 1986-87       |
| JONES, Jamal    | 2016-20       |
| JONES, Jevon    | 2018          |
| JONES, Joe      | 1999-2000     |
| JONES, Joseph   | 1999          |
| JONES, Julian   | 2010-13       |
| JONES, Ken      | 1972-75       |
| JONES, Kevin    | 2005-08       |
| JONES, Kimani   | 2002-03       |
| JONES, Kyle     | 1983-84       |
| JONES, Leon     | 2021-22       |
| JONES, Paul     | 2013          |
| JONES, Robert   | 1990          |
| JONES, Rodney   | 1974-75       |
| JONES, Stan     | 1970-72       |
| JONES, Tyrone   | 1987-88       |
| JORDAN, Chester | 1990          |
| JORDAN, Jimmy   | 1946          |
| JORDAN, J.T.    | 2006-09       |
| JOSE, Ryan      | 1989-92       |
| JOYNER, Maurice | 1999-2002     |
| JUMPER, Gerald  | 1964-67       |

## K

|                  |               |
|------------------|---------------|
| KAFFKA, Harold   | 1946          |
| KAMMER, Kevin    | 1993-96       |
| KAUTAI, Alex     | 2009-11       |
| KEANE, Tim       | 1965-67       |
| KEATH, David     | 1941          |
| KEATON, Derek    | 2012          |
| KEITH, Daniel    | 2015          |
| KEITH, Norman    | 1950          |
| KELLAR, Keith    | 1985-86       |
| KELLER, Clifton  | 1915-17       |
| KELLER, Donald   | 1937-39       |
| KELLER, Gordon   | 1913-14, 1920 |
| KELLER, Harold   | 1930-33       |
| KELLER, Paul     | 1917          |
| KELLER, Roy      | 1911-14       |
| KELLETT, Orville | 1935-37       |
| KELLIM, Erik     | 1999-200      |
| KELLY, Kyle      | 2020          |
| KELLY, Paul      | 1945          |

|                    |           |
|--------------------|-----------|
| KELLY, Ralph       | 1976-77   |
| KELLY, Waddell     | 1979-82   |
| KELSO, Bill        | 1940      |
| KENNEDY, Adam      | 2013      |
| KENT, Tom          | 1953-56   |
| KERFOOT, Oliver    | 1945      |
| KILCREASE, Jaqaun  | 2008-11   |
| KILLEN, Michael    | 1988-89   |
| KILOW, Robert      | 1998-2000 |
| KIMBLE, Richard    | 1986-89   |
| KINCY, Anthony     | 2011-12   |
| KING, Berry        | 1980-83   |
| KING, Dennis       | 1975-77   |
| KING, Robert       | 1980-83   |
| KINSWORTHY, Terry  | 1972-75   |
| KIRKPATRICK, Paul  | 1953      |
| KITTERMAN, John    | 1974      |
| KLIPSCH, Jamie     | 1972-75   |
| KNIGHT, Greg       | 1990      |
| KNIGHT, Parkin     | 1931-32   |
| KNIGHTEN, Fredi    | 2012-15   |
| KOENIG, Glen       | 1976-79   |
| KOETS, Kyle        | 2005-07   |
| KOHONKE, Dean      | 1915-17   |
| KOLDUS, John       | 1950-52   |
| KONECNY, Kevin     | 1977-78   |
| KONVALINKA, Jeremy | 1998      |
| KRAMER, Sonny      | 1946      |
| KUNZ, Al           | 1951-53   |

## L

|                    |            |
|--------------------|------------|
| LADD               | 1922       |
| LAFFERTY, Grover   | 1941       |
| LAGOMARCINO, Brian | 1986-89    |
| LaGRONE, Cecil     | 1967-70    |
| LAIN, Khari        | 2014-16    |
| LAMAR, Alan        | 2021       |
| LAMB, Gordon       | 1928-29    |
| LAMB, Nolan        | 1931-33    |
| LAMBERT, Lawrence  | 1911       |
| LAMPO, Ronald      | 1956       |
| LANAUX, Bob        | 1999-2000  |
| LANDERS, Bill      | 1945, 1948 |
| LANDRY, Allen      | 1985-86    |
| LANG, Johnnie      | 2021-22    |
| LANGFORD, Tim      | 1980-83    |
| LANGLEY, Jim       | 1934       |
| LaPLANTE, Don      | 1950-52    |
| LANEY, James       | 1969       |
| LARCHE, Harry      | 1946-48    |

HISTORY



# ALL-TIME LETTERMEN

HISTORY

|                   |               |
|-------------------|---------------|
| LARSON, Bob       | 1949-51       |
| LaRUSSO, Scott    | 1995, 1997-99 |
| LARY, James       | 1916, 1919    |
| LARY, Mike        | 1997-99       |
| LATOURETTE, Harry | 1961-62       |
| LATIMORE, Denver  | 1975-76       |
| LATTIMORE, Lyle   | 1973-74       |
| LAUDERDALE, James | 1938, 1940    |
| LAWRENCE, Greg    | 1976-78       |
| LAWRENCE, Larry   | 1975-78       |
| LAWS, Kolumn      | 1996-97       |
| LAWSON, Derek     | 2008-11       |
| LAWSON, Marcus    | 1990-93       |
| LAYNE, Bucky      | 1975-76       |
| LEACH, Frank      | 1954          |
| LEAHEY, Sam       | 2007          |
| LEAPHEART, Warren | 2013-15       |
| LEDBETTER, Clint  | 1984-86       |
| LEDBETTER, Virgil | 1946          |
| LEE, Carl         | 2014          |
| LEE, Greg         | 1984-87       |
| LEE, Jerome       | 1995          |
| LEE, Lamar        | 1958          |
| LEE, Lamar        | 2002-03       |
| LEE, Quinton      | 2020-21       |
| LEE, Qushaun      | 2011-14       |
| LEE, Ramone       | 1997          |
| LEE, Shelby       | 1963-64       |
| LEMON, Cleo       | 1997-2000     |
| LEONARD, Corey    | 2006-09       |
| LEWIS, Judious    | 1983-84       |
| LIETER, Dale      | 1939          |
| LIGON, Jeremiah   | 1995-96       |
| LILLY, James      | 1933-34       |
| LINER, Dee        | 2016-17       |
| LINSY, Eric       | 1992-93       |
| LISKO, Freddie    | 1975, 1977-78 |
| LISKO, Jimmy      | 1972-75       |
| LISS, Lawrence    | 1950          |
| LITTLE, Jarod     | 2003-04       |
| LITTLE, Koetter   | 1995-98       |
| LITTLETON, Chris  | 2002-03, 2005 |
| LLOYD, Victor     | 1933          |
| LOCKHART, Steve   | 1968-71       |
| LOCKLEY, Heath    | 2005-07       |
| LOGAN, Prince     | 1993          |
| LOHMAN, Zeke      | 1923-26       |
| LONG, Josh        | 2002-04       |
| LOONEY, Leonard   | 1913, 1915    |
| LORICK, John      | 1973-76       |
| LORIGAN, Cole     | 2009-12       |

|                    |            |
|--------------------|------------|
| LOUIS, Alfred      | 2008-10    |
| LOUIS, Kirk        | 2016-19    |
| LOVELADY, James    | 1996       |
| LOVING, Sylvester  | 1973-76    |
| LOWREY, Doug       | 1970-73    |
| LUCAS, Earl        | 1911       |
| LUEBKE, Wyatt      | 2018-21    |
| LUELLEN, Brandon   | 1990-93    |
| LUENSMANN, Chuck   | 1971-72    |
| LUTER, David       | 1973-76    |
| LUTES, Charles Roy | 1954       |
| LYNCH, Claude      | 1936, 1940 |
| LYNCH, Dan         | 1940-41    |
| LYTLE, John        | 1920       |

## M

|                   |               |
|-------------------|---------------|
| MAAS, Dale        | 2005-06       |
| MABONE, Troy      | 1989-90, 1992 |
| MABRY, Charles    | 1999-2000     |
| MABRY, Leon       | 1940          |
| MACK, Blake       | 2014-17       |
| MACK, Clifton     | 1936-39       |
| MACK, Jerry       | 1979-81       |
| MACK, Jerry       | 2001-03       |
| MACKEY, Javante   |               |
| MADDEN, Jerome    | 1989-92       |
| MADDOX, Cornelius | 1974-77       |
| MADDOX, Preston   | 1984-85       |
| MALHAM, Mike      | 1972-75       |
| MANATT, John      | 1972-74       |
| MANDERSON, Claude | 1958          |
| MANDICH, Matt     | 2005-08       |
| MANN, Ray         | 1934          |
| MANNING, Tom      | 1950-53       |
| MANN'S, Robert    | 1947-50       |
| MARCELLUS, John   | 1933          |
| MARCHEWSKI, James | 1965          |
| MARSHALL, Donovan | 2020          |
| MARSHALL, Jaylon  | 2016          |
| MARSHALL, Jerald  | 1974-77       |
| MARSHALL, Sean    | 2008          |
| MASON, Chauncey   | 2015, 2017    |
| MARTILLO, Dick    | 1961-62       |
| MARTIN, James     | 1922          |
| MARTIN, Kyle      | 2016-17       |
| MARTIN Lance      | 2004-05       |
| MARTIN, Sam       | 1946          |
| MARTIN, Troy      | 1911          |
| MARTINZAK, Dick   | 1948          |



# ALL-TIME LETTERMEN

|                   |                  |                      |               |
|-------------------|------------------|----------------------|---------------|
| MASHBURN, Ken     | 1962-64          | MILLER, Lance        | 1997-99       |
| MASON, Harold     | 1982, 1984       | MILLER, Scott Key    | 1998-99       |
| MASON, Michael    | 1993-94          | MILLER, Tommy        | 1999-2002     |
| MASON, Taylor     | 2012-13          | MILLER, William      | 1936          |
| MASSENA, Orley    | 1966-69          | MILLINER, Jaden      | 2022          |
| MASSEY, Robert    | 1950             | MILLWEE, Chris       | 1970-71       |
| MATHIEU, Jabari   | 2014             | MIMBS, Ty            | 2017          |
| MATLOCK, Dennis   | 1980-82          | MINCEY, John         | 2021-22       |
| MATTHEWS, Byron   | 1987-90          | MINER, Elbert        | 1936          |
| MATTHEWS, Frank   | 1921-22          | MINER, David         | 1976          |
| MATTHEWS, Reggie  | 1989             | MINER, Ethan         | 2020-22       |
| MATTHEWS, Robert  | 1999             | MINGO, Cordarious    | 2008-09       |
| MATTSON, Tristan  | 2020-22          | MINSHAW, Ronald      | 1958-59       |
| MAXFIELD, Sean    | 2009             | MITCHELL, Anthony    | 2000-02       |
| MAXWELL, Larry    | 1966             | MITCHELL, Chappell   | 1995-98       |
| MAXWELL, Robert   | 2015-16          | MITCHELL, Cliff      | 2010-13       |
| MAYER, AJ         | 2022             | MITCHELL, David      | 1970-73       |
| MAYES, Curtis     | 1916             | MITCHELL, Sean       | 1997-2000     |
| MAYO, Billy       | 1953-54          | MOELLERS, John       | 1987-90       |
| MAYS, Booker      | 2013-15          | MOHAJIR, Terry       | 1990-91       |
| MAYS, Khari       | 2006-09          | MONDIE, Devin        | 2013-16       |
| MAYS, Lawrence    | 1988-90          | MONDIE, Robert       | 2015-16       |
| MAYS, Quay        | 2021             | MONK, Chuck          | 1989-91       |
| McCRUMB, Miller   | 2022             | MONTE, Manuel        | 1966-68       |
| MEACHUM, Cory     | 2006             | MONTGOMERY, Jermaine | 2002          |
| MEDLEY, Demari    | 2017-19          | MONTGOMERY, Victory  | 1978-81       |
| MEEKS, Ron        | 1975-76          | MOODY, Walter        | 2008-10       |
| MEIER, Hank       | 1948             | MOORE, Andrew        | 1988          |
| MELIO, Joe        | 1946-48          | MOORE, Delano        | 2008-11       |
| MEREDITH, Jack    | 1941             | MOORE, Truman        | 1963-66       |
| MEREDITH, Jarry   | 1934             | MOOREHEAD, Jerry     | 2014-15       |
| MERRILL, Forrest  | 2018-20          | MORALES, James       | 2001          |
| MERRITT, Kirk     | 2018-19          | MOREMAN, Walter      | 1931-32, 1935 |
| METCALFE, James   | 1945             | MORAGNE, Logan       | 2015-16       |
| METZLER, Charles  | 1921             | MORETON, Austin      | 2014-16       |
| MEXLER, Henry     | 1938-40          | MORETON, Hunter      | 2017-21       |
| MEYER, Dennis     | 1968-71          | MORGAN, Bruce        | 1982          |
| MICHAELS, Mark    | 2001             | MORGAN, Eddie        | 1972-75       |
| MICHLES, Earl Ray | 1959-61          | MORGAN, J.P.         | 1945          |
| MIDDLEBROOK, Orna | 1975-76          | MORMAN, James        | 1999-2000     |
| MILLER, Aubrey    | 1989-90, 1992    | MORRIS, Clarence     | 1940-41       |
| MILLER, Charles   | 1936-37          | MORRIS, Mike         | 1979-82       |
| MILLER, Chris     | 2005-07          | MORRIS, Sean         | 1988-89       |
| MILLER, Clayton   | 1920             | MORRISON, Donnie     | 1979-82       |
| MILLER, Dan       | 1986-87          | MOSER, Howard        | 1915-16       |
| MILLER, Don       | 1958-59          | MOSER, Vivian        | 1915-120      |
| MILLER, Glenn     | 1965             | MOSLEY, Roderick     | 1995-96       |
| MILLER, J.C.      | 1999-2000        | MOTLEY, Dane         | 2020-22       |
| MILLER, Jeremy    | 1997             | MOULTON, A.K.        | 2001          |
| MILLER, Jerome    | 1975-76, 1978-79 | MPWO, Eniak          | 2000-01       |
| MILLER, Jessie    | 1992-95          | MUCKENSTURM, Dave    | 1969-72       |

HISTORY





# ALL-TIME LETTERMEN

HISTORY

|                    |               |
|--------------------|---------------|
| MUCKENSTURM, Jerry | 1972-75       |
| MUCKENSTURM, Kevin | 1975          |
| MUHAMMAD, Darryl   | 1986          |
| MULLEN, Daniel     | 1972-75       |
| MULLINS, Dube      | 1948          |
| MULLINS, Joel      | 1973-76       |
| MURPHY, Reginald   | 1993-96       |
| MURRAH, G.H.       | 1958-59       |
| MURRAY, Butch      | 1968-71       |
| MURRAY, Chris      | 2015-17       |
| MURRAY, Corey      | 2001-02       |
| MURRAY, Marcel     | 2018-22       |
| MURRY, Kedric      | 2009-12       |
| MUSE, Allen        | 2009-11, 2013 |
| MUZIK, Bill        | 1973-76       |
| MYERS, Brett       | 1993-96       |
| MYERS, Neal        | 1999          |
| McALPIN, Chris     | 1994-95       |
| McANDREW, Roger    | 1936          |
| McBRIDE, Clark     | 1992-95       |
| McBRIDE, Rick      | 1966-67       |
| McCAIN, Hassell    | 1960-62       |
| McCANDLESS, Lee    | 1931-34       |
| McCALL, Art        | 1915          |
| McCALL, Greg       | 2008-11       |
| McCANTS, Carlos    | 2010-13       |
| McCARLEY, James    | 1985-86       |
| McCARTNEY, Frank   | 1923          |
| McCARVER, Pat      | 1955          |
| McCAUGHEY, John    | 1978-81       |
| McCAY, George      | 1956          |
| McCLELLAN, Donk    | 1940          |
| McCLELLAND, Kevin  | 1966-69       |
| McCLURE, Alton     | 1940-41       |
| McCLURE, Rusty     | 1972          |
| McCOMB, ELDRIDGE   | 1920          |
| McCONNELL, Clyde   | 1934-35       |
| McCOY, Atheius     | 1997          |
| McCOY, Denarius    | 1997          |
| McCRAV, Kelcie     | 2008-11       |
| McCUISTON, Bob     | 1961-64       |
| McCULLOUGH, Nelson | 1973          |
| McDANIEL, Bob      | 1922          |
| McDANIEL, Hosea    | 1931-33       |
| McDANIEL, Russell  | 1987-90       |
| McDONALD, Fred     | 1926-29       |
| McDONALD, Jess     | 2005-06       |
| McDONALD, Mike     | 1991-93       |
| McDONALD, Scott    | 1981-83       |
| McFADDEN, Ralph    | 1916-17       |
| McGEE, Stacy       | 1984-87       |

|                   |            |
|-------------------|------------|
| McGINNIS, Benny   | 1979-82    |
| McGOUGH, David    | 1972       |
| McGUIGAN, Frank   | 1967-68    |
| McGUIRE, Joe      | 1936-38    |
| McHENRY, Elmer    | 1949       |
| McINNIS, Justin   | 2016-18    |
| McINTOSH, Jerome  | 1993-95    |
| McKAY, Roy        | 1931-32    |
| McKENNA, Jerry    | 1977-79    |
| McKINNEY, Anthony | 1980, 1982 |
| McKNIGHT, Jeff    | 2011       |
| McKINNON, Javon   | 2007-10    |
| McKINNON, Koby    | 2004-07    |
| McKISSIC, J.D.    | 2012-15    |
| McKNIGHT, Zack    | 2012       |
| McLENNAN, Jahbari | 2008-09    |
| McMINN, Mark      | 1983-85    |
| McMURRAY, Jim     | 1959-61    |
| McNEAL, Danny     | 2007       |
| McNEARY, Carlos   | 1998       |
| McPHERSON, Andy   | 1997-2001  |
| McWHERTER, Earl   | 1931-33    |
| McWHIRTER, Chad   | 1990-91    |
| McWILLIAMS, Major | 1936       |
| MacQUEEN, Donald  | 1931-34    |

## N

|                 |            |
|-----------------|------------|
| NAJM, Jon       | 2005-06    |
| NALLEY, Bill    | 1958-59    |
| NASH, Gus       | 1922       |
| NEAL, Curt      | 1973       |
| NEAL, Jimmy     | 1987-88    |
| NEFF, Mickey    | 1957       |
| NEIHOUSE, Eric  | 2002-05    |
| NELMS, Nick     | 2009-12    |
| NELOMS, Marvin  | 1983-86    |
| NELSON, Kenneth | 1986-89    |
| NELSON, Roy     | 1958-60    |
| NERVIG, Brian   | 1978-79    |
| NEWTON, Derek   | 2009-10    |
| NEZAT, Brett    | 2020       |
| NICHOLSON, Rich | 1969-71    |
| NIMROD, Elliott | 2020       |
| NOCE, Nick      | 2003-05    |
| NOE, Harold     | 1963-65    |
| NOLES, Davie    | 1972-74    |
| NORMAN, Jarriel | 2006, 2008 |
| NORMAN, Ron     | 1976-79    |
| NORTHCROSS, Don | 1982       |
| NORTON, W.E.W.  | 1934       |



# ALL-TIME LETTERMEN

NOVAK, Alex 2017

## O

O'BAR, Joe 1997-2000  
 O'BRYANT, Albert 1973-74  
 ODIE, Andy 1994  
 ODOM, Chris 2013-16  
 OGBEBOR, Bubba 2018-20  
 OKU, David 2012-13  
 OLDHAM, Okel 1923-26  
 OLDHAM, Orval 1927-29  
 OLLIGES, Steve 1978-81  
 OLIVER, Cade 2012-13  
 O'NEAL, Oren 2003-06  
 ORR, Marty 1978  
 OSMENT, Eugene 1939-40  
 OSMENT, John 1940  
 OSSELMEIER, Gene 1947-50  
 OSWALD, Henry 1952-53  
 OTA, Chuks 2014-15  
 OVERLY, Don 1978-79  
 OUTLAW, Trey 2011  
 OWEN, Russell 1915-17  
 OWENS, Ben 2005-08  
 OWENS, Charles 1926-29  
 OWENS, Markel 2011-13  
 OZOUGWU, Joe 2021

## P

PADTRA, Dominic 2007-10  
 PAGANO, Bill 1963-65  
 PAGE, Nathan 2018-19  
 PAINTER, Richard 1967-68  
 PAINTER, Ross 2021  
 PAINTER, Roy 1973-76  
 PALMER, Don 1985-89  
 PALMER, Freddy 1923  
 PALONE, Tony 1977  
 PALUMBO, Frank 1949-50  
 PARE, Lincoln 2020-21  
 PARKER, Brandon 2009  
 PARKER, Charles 1945-46  
 PARKER, Jodie 1952  
 PARKER, Lorenzo 1991-94  
 PARKER, Mart 1978  
 PARKER, Wayne 1939, 1945  
 PARKES, Albert 1937  
 PARKS, Justin 2021-22  
 PARROTT, Pat 1975-77  
 PARSON, Gerald 1955

PASCHAL, Dijon 2014-17  
 PATTERSON, Gerald 1947  
 PATTERSON, Jerald 1985-87  
 PATTON, Henry 1941  
 PATTON, Tony 1973-74  
 PEARCE, Lloyd 1934  
 PEBWORTH, Elam 1960  
 PEEBLES, Larry 1959-61  
 PEGUES, Jerry 2000-01  
 PENNINGTON, Royce 1968  
 PEOPLES, Alex 2001-04  
 PEOPLES, Alfonso 1995-97  
 PERKINS, Don 1961-62  
 PERKINS, Kenneth 1941  
 PERKINS, Lucas 1992  
 PERKINS, Tom 1958-59  
 PERRONE, Larry 1972  
 PERRY, Bill 1948  
 PERRY, Kevin 2007  
 PETERS, Eddy 1974  
 PETERSON, Chris 1994-96  
 PETROFF, Jim 1950-53  
 PETTUS, Brent 1994-97  
 PETZOLDT, Devin 1989-92  
 PEYTON, Virgil 1966-69  
 PHARIS, Milton 1939  
 PHELPS, Dick 1946-47  
 PHILBERT, Jaypee 2017  
 PHILLIPS, Bill 1968-71  
 PHILLIPS, Casey 1976-79  
 PHILLIPS, Corlan 1997  
 PHILLIPS, James 1954  
 PICKERING, Bill 1925  
 PINSON, Randy 1984  
 PITTMAN, Dwayne 1981-83  
 PLANK, Jeff 1988-89  
 POAG, John 1958  
 POLITANO, Ralph 1965  
 POND, Jamie 1997-2000  
 PORTER, Eddie 2012-13  
 PORTER, Stanley 2007-08  
 POWELL, Alvin 2000-01  
 POWELL, Josh 2004  
 POWELL, Orlando 2001-03  
 POWERS, Howard 1946-48  
 PRATER, Cody 2009-12  
 PRATER, Kiano 2009-10  
 PRICE, Stacy 1981, 1983-85  
 PRIVETT, Leon 1954-55  
 PRZYSTUP, William 2022  
 PUCKETT, James 1927-29, 1931

# HISTORY



# ALL-TIME LETTERMEN

HISTORY

|                      |            |
|----------------------|------------|
| PURYEAR, Steve       | 1965-67    |
| PYLANT, Perry        | 1994-95    |
| <b>R</b>             |            |
| RADISON, Pete        | 1946       |
| RAGER, Brandon       | 2000       |
| RAGER, Richard       | 1976-77    |
| RAGLAND, Thomas      | 1945       |
| RAINS, Kenny         | 2011-14    |
| RAMAGE, Rob          | 2006-07    |
| RAMIREZ, Ernesto     | 2019-22    |
| RANKIN, Earl         | 1955-58    |
| RANSOM, Donovan      | 2015-18    |
| RAY, Mike            | 1987-89    |
| RAY, Raymond         | 1972-73    |
| RAWLS, Drew          | 2022       |
| REAVY, George        | 1947       |
| REED, James          | 1949-52    |
| REED III, James      | 2022       |
| REED, Randy          | 1975-77    |
| REED, Tyshon         | 2000-01    |
| REES, Harold         | 1927, 1930 |
| REESE, Raymond       | 1911, 1913 |
| REESE, Tommy         | 1962-65    |
| REEVES, H.K.         | 1963-65    |
| REEVES, Steve        | 2006       |
| REEVES, Troy         | 1956-58    |
| REIBE, Matt          | 2004-07    |
| REID, Bobby          | 1949-52    |
| REID, Kenneth        | 1986       |
| REID, Leonard        | 1921       |
| REID, Stuart         | 1985       |
| REIDER, Ernest       | 1924       |
| REIMAN, Jerry        | 1970-73    |
| REIMONENQ, Jarius    | 2019-21    |
| REISCHING, Carl      | 1921-22    |
| RETANIO, Joe         | 1935       |
| RHODES, Homer        | 1985       |
| RHODES, Jordan       | 2022       |
| RHODES, Justin       | 1996-99    |
| RICE, Justin         | 2020       |
| RICHARD, Rodney      | 1983       |
| RICHARDS, Frank      | 1984-86    |
| RICHARDSON, Jasper   | 1928-29    |
| RICHARDSON, Kyle     | 1992-95    |
| RICHARDSON, Rodney   | 1995-96    |
| RICHARDSON, Ron      | 1983-86    |
| RICHARDSON, Sedrick  | 1995-98    |
| RICHARDSON, Vershaud | 2020, 2022 |
| RICHMOND, Elshon     | 1989-92    |

|                       |                  |
|-----------------------|------------------|
| RICKUS, Eddie         | 1962-65          |
| RIDGLE, Ton           | 1980, 1982, 1984 |
| RIDGEWAY, James       | 1957-58          |
| RIGGS, Don            | 1955-58          |
| RIGGS, Griffin        | 2015-18          |
| RITCHEY, Dick         | 1964-67          |
| ROACH, John           | 1911             |
| ROBAK, Ray            | 1954-57          |
| ROBBINS, Mark         | 1985-86          |
| ROBERSON, Waylon      | 2015-16          |
| ROBERTS, Alex         | 2018             |
| ROBERTS, Dennis       | 1966-67          |
| ROBERTS, Johnnie      | 1977             |
| ROBERTSON, Jermaine   | 2008-11          |
| ROBERTSON, Justin     | 2009-11          |
| ROBINS, Ray           | 1993-95          |
| ROBINSON, Ahmad       | 2022             |
| ROBINSON, Chase       | 2015-16          |
| ROBINSON, Lanier      | 1982             |
| ROBINSON, Loran       | 1924-27          |
| ROBINSON, Anthony     | 2007-10          |
| ROBINSON, Chuckie     | 1970-83          |
| ROBINSON, Terry       | 1957-58          |
| ROBINSON, Vernon      | 1920             |
| RODDY, Joe            | 1920             |
| ROEBUCK, Randy        | 1980-83          |
| ROETZEL, Sean         | 1992-93          |
| ROGERS, Billy         | 1947             |
| ROGERS, Freddy        | 1982-83          |
| ROLLAND-JONES, Ja'Von | 2014-17          |
| ROLLINS, Brandon      | 2004-07          |
| ROLLINS-DAVIS, Daryl  | 2014, 2016       |
| ROMEO, Eddie          | 1954-57          |
| ROMERO, Tex           | 1949-51          |
| ROPER, Scott          | 1986-87          |
| ROSS, Ed              | 1936             |
| ROSS, Jack            | 1970             |
| ROSSER, Darius        | 2013-16          |
| ROTH, Matt            | 2003-04          |
| ROTTON, Clifford      | 1946-48          |
| ROWLAND, Lynn         | 1989-90          |
| ROY, Clinton          | 2003-04          |
| RUCKER, Brian         | 2000-01          |
| RUCKER, Corey         | 2020-21          |
| RUDD, John            | 1951             |
| RUEBSAM, Dave         | 1969-71          |
| RUFFIN, Rodney        | 1993-94          |
| RUFUS, Ed             | 1993-94          |
| RUIZ, Antonio         | 2020             |
| RUMP, Ken             | 1995-97          |
| RUMSEY, Lance         | 1988             |



# ALL-TIME LETTERMEN

|                    |         |
|--------------------|---------|
| RUSAK, Dan         | 1948    |
| RUSH, Charles      | 1920    |
| RUSSELL, Kirk      | 1987-88 |
| RUSSELL, Robert    | 1965    |
| RUSTEMEYER, Ashtin | 2022    |
| RUYLE, A.D.        | 1948-50 |
| RYAN, Patrick      | 2013    |

## S

|                        |               |
|------------------------|---------------|
| SACKETT, Jeff          | 1969-72       |
| SAIN, Tommy            | 1967          |
| SAMPLE, Dan            | 1941          |
| SAMPLE, Eddie          | 1938-39       |
| SAMPLES, Burt          | 1999-2002     |
| SAMPSON, Steve         | 1986-87       |
| SAMUEL, Dexter         | 2011, 2013    |
| SANDERS, Kendall       | 2016          |
| SANDERS, Oliver        | 1926-27       |
| SANDERSON, Marvin      | 1928-29       |
| SANDHOLZER, Gil        | 1984          |
| SAPP, Alan             | 1970          |
| SCALES, Chaz           | 2009-12       |
| SCANLAN, Bryan         | 2014          |
| SCHAEFER, John         | 1970-72       |
| SCHENK, Dale           | 1986-87       |
| SCHERMAN, Jim          | 1955-57       |
| SCHMIDT, Lennie        | 1954          |
| SCHOEMEL, Justin       | 2009          |
| SCHULER, Will Allen    | 1916-17       |
| SCHWARTZ, Herb         | 1921-22       |
| SCOTT, Bobby           | 1949          |
| SCOTT, Dwayne          | 1987          |
| SCOTT, Ivory           | 2019-21       |
| SCOTT, Vernon          | 1911, 1913-15 |
| SCOTT, Vidal           | 2020-21       |
| SEARS, Tom             | 1992-93       |
| SEATON, Russell        | 1997-2000     |
| SECHREST, Ness         | 1953          |
| SEIDNALLY, Nour-Eddine | 2018, 2020    |
| SENTIMORE, Bo          | 2015-16       |
| SETTLEMIRE, Dell       | 1941          |
| SETTLEMIRE, Paul       | 1937-40       |
| SEYMORE, Jerrold       | 1991-93       |
| SHACEY, Latham         | 1937          |
| SHANNON, Charles       | 1979-80       |
| SHANNON, John          | 1977-78       |
| SHARP, Carlos          | 1988-91       |
| SHARP, Gage            | 2014          |
| SHARP, Isom            | 1998-2000     |
| SHARPE II, Mike        | 2022          |

|                     |           |
|---------------------|-----------|
| SHATLEY, Andy       | 1998-2000 |
| SHAW, Joe           | 1947-49   |
| SHEARBURN, V.V.     | 1946-48   |
| SHEARD, Lonnell     | 1982-85   |
| SHEARIN, Brad       | 2013      |
| SHEDD, Neal         | 1945      |
| SHEFFIELD, Brian    | 2006-07   |
| SHELBY, Charles     | 1931-33   |
| SHELL, Alex         | 1990      |
| SHELLEY, Elbert     | 1983-86   |
| SHELTON IV, Charles | 2022      |
| SHEPARD, Isaiah     | 2008-10   |
| SHERER, Sanchez     | 2000-01   |
| SHERROD, Neil       | 1936      |
| SHIVERS, John       | 1999      |
| SHOEMAKE, Shawn     | 2005-06   |
| SHOFFNER, Charles   | 1922-23   |
| SHORTER, Tristan    | 2022      |
| SHRABLE, Beau       | 2002      |
| SHRABLE, Brett      | 2005-08   |
| SHRABLE, Steve      | 1977-79   |
| SIFFORD, George     | 1941      |
| SIGEARS, Colby      | 2018      |
| SIMS, Jerome        | 1982-85   |
| SIMMONS, Alfonso    | 2010-11   |
| SIMMONS, James      | 1970-72   |
| SIMMONS, Kenny      | 1990-92   |
| SIMONS, Scot        | 1996-97   |
| SINGLETON, Bryan    | 1994-95   |
| SINK, Jason         | 1996-97   |
| SISSELL, George     | 1916      |
| SMILEY, Tim         | 1986-88   |
| SMITH, Andre        | 2009-12   |
| SMITH, C.D.         | 1939      |
| SMITH, Clyde        | 1946-48   |
| SMITH, Danny        | 2000-02   |
| SMITH, Darren       | 1995      |
| SMITH, Eddie        | 2022      |
| SMITH, Frank        | 1959-61   |
| SMITH, Greg         | 2009      |
| SMITH, Jack         | 1966-69   |
| SMITH, Jamie        | 1987-89   |
| SMITH, Jeremy       | 2016-19   |
| SMITH, Joe          | 2004-07   |
| SMITH, John         | 1935      |
| SMITH, Matt         | 1995-98   |
| SMITH, Noah         | 2022      |
| SMITH, Richard      | 1989-92   |
| SMITH, Richard      | 1961-62   |
| SMITH, Rob          | 1978      |
| SMITH, Rod          | 1912      |

## HISTORY



# ALL-TIME LETTERMEN

HISTORY

|                     |          |
|---------------------|----------|
| SMITH, Ron          | 1976-79  |
| SMITH, Ryan         | 1998-99  |
| SMITH, Schuyler     | 1946-47  |
| SMITH, Sherodrick   | 1911     |
| SMITH, Stan         | 1982     |
| SMITH, Steve        | 1990-91  |
| SMITH, Terry        | 1973-75  |
| SNEAD, Brian        | 2022     |
| SNELLGROVE, Frank   | 1945     |
| SNIDER, Butch       | 1983-85  |
| SNIDER, Marion      | 1938     |
| SNODGRASS, Jack     | 1960     |
| SOEST, George       | 1982     |
| SOMMERS, Billy      | 1949-52  |
| SOMMERS, Ray        | 1950-51  |
| SORREL, Jack        | 1923     |
| SOWELL, Jeff        | 1997     |
| SOWELL, Michael     | 2002-04  |
| SPANN, Bobby        | 1952-54  |
| SPEARS, Gene        | 1976-79  |
| SPECK, Leslie       | 9131-34  |
| SPEER, Robert       | 1973-76  |
| SPENSIERI, Danny    | 19751-54 |
| SPIERS, Tommy       | 1954-56  |
| SPIKES, Cloyd       | 1928-29  |
| SPIVEY, Rick        | 1980-82  |
| SPRY, Logan         | 2014     |
| SPURLOCK, Maybrine  | 1945     |
| STADLER, Louis      | 1950-53  |
| STADLER, Mark       | 1980-82  |
| STALLINGS, Ray      | 1957     |
| STANCIL, Hal        | 1949     |
| STANFORD, Gary      | 1985     |
| STANLEY, Bill       | 1985-88  |
| STANLEY, Jennings   | 2018-20  |
| STAPLES, Joey       | 1992-93  |
| STARSON, Tim        | 2009-12  |
| STEED, Billy        | 1956-58  |
| STEFFENS, Nick      | 2006     |
| STEGALL, Gill       | 1980-82  |
| STEGALL, Jerome     | 2001-04  |
| STEPHENS, Del Ray   | 1992-94  |
| STEPHENS, Paul      | 2008     |
| STERLING, Oscar     | 1915-16  |
| STEVENS, Chris      | 1996-97  |
| STEVENS, Ray        | 1929     |
| STEVENS, Steven     | 2013-15  |
| STEVENSON, Emmanuel | 2021-22  |
| STEWART             | 1922     |
| STEWART, Stephan    | 1991     |
| STILL, Jacob        | 2017-21  |

|                   |         |
|-------------------|---------|
| STINNETT, Steve   | 1972-75 |
| STOCKEMER, Taylor | 2009-12 |
| STOKES, Sandy     | 1971    |
| STOLT, Allan      | 1949-51 |
| STONE, Chris      | 2012-15 |
| STONE, Todd       | 1986-89 |
| STOREY, O.H.      | 1933-34 |
| STOTTS, Lloyd     | 1929    |
| STOVALL, Paul     | 1953-54 |
| STOWERS, Sterling | 2015-16 |
| STRAKER, Melique  | 2021-22 |
| STRAUSS, Al       | 1924    |
| STRONG, Javar     | 2020    |
| STROUD, Tom       | 1949    |
| STRUBLE, Steve    | 1967-68 |
| STUART, Orlin     | 1937-38 |
| STUBBS            | 1914    |
| STUPEK, Robert    | 1954    |
| SUGG, Jack        | 1960-61 |
| SUGG, Tommy       | 1980    |
| SUGGS, Torrance   | 1993-96 |
| SUGICK, Terion    | 2022    |
| SULLIVAN, Ian     | 1996-97 |
| SULLIVAN, Murray  | 1954    |
| SULLIVENT, Neely  | 2010-12 |
| SUMMERS, Dan      | 1962-65 |
| SUSKIE, John      | 1984-86 |
| SUTTON, E.J.      | 2014    |
| SWALLEY, Jake     | 2015-16 |
| SWANSON, Paul     | 2015-16 |
| SWEPSTON, John    | 1931-33 |
| SWITZER, Anthony  | 2019-21 |
| SWOPES, Kenny     | 1992    |
| SWINNEY, Clovis   | 1967-69 |

## T

|                   |         |
|-------------------|---------|
| TABARY, James     | 2015    |
| TANKERSLEY, Ollie | 1915-19 |
| TARLE, Jim        | 1994-95 |
| TATE, Andre       | 1985-88 |
| TATE, Eric        | 1989-92 |
| TATE, Kelvin      | 1995-97 |
| TAULA, Eti        | 2000-01 |
| TAYLOR, Blaise    | 2014-17 |
| TAYLOR, Gilbert   | 1922-23 |
| TAYLOR, Kennon    | 1977-78 |
| TAYLOR, Matt      | 1982-83 |
| TAYLOR, Matt      | 2006-08 |
| TAYLOR, Melvin    | 1980-81 |
| TAYLOR, Ryan      | 2018    |

# ALL-TIME LETTERMEN



|                      |                     |
|----------------------|---------------------|
| TEAT, Ron            | 1996-99             |
| TEMPLE, Cruz         | 2022                |
| TEMPLETON, Bill      | 1954-56             |
| TEMPLETON, Mike      | 1981-84             |
| TERRY, Bryan         | 2018                |
| TERRY, Charles       | 1945                |
| THOMAS, Clifford     | 2014-17             |
| THOMAS, Duane        | 1980                |
| THOMAS, Haven        | 1994                |
| THOMAS, Jack         | 1955                |
| THOMAS, MaQuonzie    | 1996-99             |
| THOMAS, Maurice      | 1995                |
| THOMAS, Makilan      | 2022                |
| THOMAS, Quinton      | 2003-05             |
| THOMAS, Richard      | 1971-73             |
| THOMAS, Solomon      | 1998                |
| THOMAS, Trevian      | 2020-22             |
| THOMAS, William      | 1992                |
| THOMASSON, Greg      | 1955-56             |
| THOMPSON, Brandon    | 2006-09             |
| THOMPSON, Burl       | 1921, 1924-26       |
| THOMPSON, Edward     | 1941                |
| THOMPSON, Eugene     | 1955, 1957-59       |
| THOMPSON, Horace     | 1924                |
| THOMPSON, Levi       | 2007-08             |
| THORN, Doss          | 1917, 1920-21       |
| THORNTON, Coburn     | 1929-30, 1932-33    |
| THORNTON, Sirgregory | 2010-13             |
| THROWER, Vincent     | 2005-07             |
| THURMON, Kevin       | 2018-19             |
| TIERNEY, John        | 1973-76             |
| TILLEY, Willar       | 1939-40             |
| TILLMAN, Leveren     | 1980-81             |
| TIMS, Enouch         | 1976-78             |
| TINER, Al            | 1980-81             |
| TINSLEY, Austin      | 1992-93, 1995, 1997 |
| TIREY, Tom           | 1956                |
| TODD, Courtney       | 2001-04             |
| TOLBERT, Chirstopher | 2011                |
| TOLBERT, Derrick     | 1991                |
| TOLIN, Steve         | 1977                |
| TOLL, Blayne         | 2022                |
| TOLLESON, Shane      | 2001-02             |
| TOLMINSON, Bob       | 1951                |
| TONEY, Darren        | 2004-07             |
| TONEY, Derrick       | 1988-91             |
| TONEY, Frank         | 1971                |
| TOOKES, Steven       | 2001-04             |
| TRAHAN, Leroy        | 2008                |
| TRAIL, Billy         | 1958-59             |
| TRAORE, Seydou       | 2021-22             |

|                    |            |
|--------------------|------------|
| TRAYLOR, Tim       | 1979       |
| TRISEHMAN, Ed      | 1949-50    |
| TRIPLETT, Terrious | 2012       |
| TROSIN, Tyler      | 2014-15    |
| TROUTT, Ed         | 1982-84    |
| TRYON, Andrew      | 2011-14    |
| TUITAVAKE, Sosaia  | 2019-21    |
| TURCOTTE, Eugene   | 1921       |
| TURLEY, Jim        | 1953-55    |
| TURNAGE, Antwon    | 2016-18    |
| TURNER, Billy Joe  | 1960-62    |
| TURNER, Brent      | 1993-96    |
| TURNER, Matt       | 1996-97    |
| TURNER, Tedarius   | 2012-13    |
| TURNER, Will       | 2011, 2013 |
| TUTOR, Brennan     | 2013-14    |
| TYLER, Reed        | 2018-22    |
| TYRE, Block        | 1929-32    |

## U

|                 |      |
|-----------------|------|
| UHLMANSIEK, Tom | 1946 |
| UNDERWOOD, Leon | 1946 |

## V

|                     |            |
|---------------------|------------|
| VAN DOLAH, Evan     | 2006-09    |
| VAN DYKE, Russell   | 1916-19    |
| VARGAS, DAVID       | 2002-03    |
| VELGIS, Raziel      | 2013-15    |
| VEGAS, Sam          | 2003-04    |
| VENTERS, Casey      | 2001, 2003 |
| VICORY, Henry       | 1911       |
| VICTORIAN, Jonathan | 2010, 2012 |
| VIDAL, Manuel       | 1951-52    |
| VINCENT, Gary       | 2003-06    |
| VOYTIK, Chad        | 2016       |

## W

|                 |         |
|-----------------|---------|
| WADE, Devertt   | 2005-06 |
| WAGNER, Nehemia | 2014-17 |
| WAGNER, Rudy    | 1950-53 |
| WAKWE, Stanley  | 2007-09 |
| WALDEN, Cruise  | 2007    |
| WALDROP, James  | 1986-87 |
| WALDRUP, Bubba  | 1968    |
| WALEED, Khyheem | 2021-22 |
| WALESZONIA, Joe | 1968-70 |
| WALKER, Chuck   | 2001-04 |
| WALKER, Corey   | 1994-96 |
| WALKER, Dylan   | 2006-09 |



# ALL-TIME LETTERMEN

HISTORY

|                      |                  |                     |               |
|----------------------|------------------|---------------------|---------------|
| WALKER, Dennis       | 1981-82          | WHITE, Ruffin       | 1913-14       |
| WALKER, Eddie        | 2001-04          | WHITE, Troy         | 2005          |
| WALKER, Jacques      | 1997-2000        | WHITESIDE, Boris    | 1983-86       |
| WALKER, Marquis      | 2013             | WHITING, Terry      | 1968-71       |
| WALKER, Omari        | 2022             | WHITMORE, Israel    | 2021-22       |
| WALKER, Tommy        | 1980-83          | WHITNEY, Joshua     | 2009          |
| WALLACE, Jeremy      | 2006             | WICKS, Jimmy        | 1974-77       |
| WALLIN, Harold       | 1962-65          | WIDEMAN, Lloyd      | 1992-95       |
| WALLS, David         | 1966-69          | WILBANKS, David     | 1954-55       |
| WALLS, Lloyd         | 1974-76          | WILBOURNE, Ryan     | 2009          |
| WALLS, Marshall      | 1968-71          | WILCOTS, Keith      | 2009          |
| WALTERS, Bill        | 1948             | WILES, Rob          | 1980-83       |
| WALTON, Tony         | 1986-89          | WILF, Lann          | 1996-98       |
| WAND, Warren         | 2015-18          | WILHELM, Bennie     | 1946-47       |
| WARD, Hollis         | 1927-29          | WILKERSON, Cedric   | 2006-07       |
| WARD, Josh           | 2003             | WILKERSON, Emil     | 1950-52       |
| WARE, Craig          | 1988-89          | WILKINSON, Bobby    | 1946          |
| WARREN, Antonio      | 2002-05          | WILLBOURN, Ryan     | 2008, 2011-12 |
| WASHINGTON, J.J.     | 1995-96, 1998-99 | WILLEKES, Charles   | 2021-22       |
| WASHINGTON, Lester   | 1974             | WILLIAMS, Aaron     | 2012-13       |
| WATKINS, Clark       | 1992-95          | WILLIAMS, Anthony   | 1978-79       |
| WATKINS, Jermie      | 1996-97          | WILLIAMS, Brandon   | 2005-07       |
| WATKINS, Wayne       | 1921-22          | WILLIAMS, Clarence  | 1995-98       |
| WATSON, Adam         | 2001             | WILLIAMS, Cliff     | 1980          |
| WATSON, Aleric       | 2022             | WILLIAMS, Corey     | 2000-03       |
| WATSON, Bobby        | 1975-76          | WILLIAMS, Country   | 1987-90       |
| WATSON, Charles      | 1988-89          | WILLIAMS, DeKeathan | 2013-15       |
| WEAVER, Carroll      | 1929-30          | WILLIAMS, Dominique | 2005-08       |
| WEAVER, Jimmy        | 1978             | WILLIAMS, Frank     | 1914          |
| WEAVER, Keith        | 1981-84          | WILLIAMS, James     | 1911          |
| WEBB, Wesley         | 1941             | WILLIAMS, Jimmy     | 1976-78       |
| WEH-WEH, Armond      | 2016, 2018       | WILLIAMS, Joe       | 2002          |
| WEINER, Max          | 1989             | WILLIAMS, Josh      | 2004, 2006    |
| WEIR, Sammy          | 1960-62          | WILLIAMS, Marcus    | 1992          |
| WELLS, Phillip       | 1988-91          | WILLIAMS, Marquette | 2007-10       |
| WERNER, David        | 1962-65          | WILLIAMS, Marquis   | 1993          |
| WESCOTT, Logan       | 2018-19          | WILLIAMS, Opie      | 1929          |
| WESLEY, Allen        | 2014             | WILLIAMS, Ramon     | 2004          |
| WESLEY, Nyeem        | 2003-04          | WILLIAMS, Sawyer    | 2006-18       |
| WEST, Terry          | 1956-58          | WILLIAMS, Tim       | 1993, 1995-96 |
| WESTBROOK, David     | 1997             | WILLIAMS, Varko     | 1991-93       |
| WESTMORELAND, Harold | 1955-56          | WILLIAMS, Vern      | 1955          |
| WHEATLEY, Don        | 1946             | WILLIAMS, Wesley    | 1977-78       |
| WHISNANT, Gary       | 1962             | WILLIS, Mark        | 1982-85       |
| WHITAKER, Charley    | 1914-15, 1917    | WILLIS, Oscar       | 1984-85       |
| WHITE, Aaron         | 1961-64          | WILSON, Erik        | 2022          |
| WHITE, Carlo         | 1993-95          | WILSON, Farrell     | 1980, 1982-84 |
| WHITE, Drew          | 2015             | WILSON, Freddy      | 1992-93       |
| WHITE, Johnston      | 2014-17          | WILSON, George      | 1988, 1990    |
| WHITE, Jonathan      | 2008-10          | WILSON, Kyle        | 2015-17       |
| WHITE, Paul          | 1953-54          | WILSON, Larry       | 1953-54       |



# ALL-TIME LETTERMEN



|                     |               |
|---------------------|---------------|
| WIMBERLEY, Jerry    | 1937          |
| WINELAND, Keith     | 1976-79       |
| WINFORD, Benny      | 1964-67       |
| WINFORD, Bill       | 1956-58       |
| WINFREY, Stan       | 1972-74       |
| WINTERS, Hansel     | 1929-32       |
| WISEMAN, Jim        | 1984-87       |
| WISEMAN, Tom        | 1973          |
| WITHERS, Anthony    | 1983-86       |
| WITT, Keith         | 1914-16       |
| WOIT, Richie        | 1950-53       |
| WOOD, Gwin          | 1966-67       |
| WOOD, Jason         | 2001-04       |
| WOOD, Wendell       | 1962, 1964    |
| WOOD, William       | 1936-37       |
| WOODEN, Larry       | 2017          |
| WOODS, Austin       | 2020-22       |
| WOODS, Dorvus       | 2008-11       |
| WOODS, Joe          | 1938-39       |
| WOODS, Kevin        | 1998-2000     |
| WOODS, Rennell      | 1994-97       |
| WOODSIDE, John      | 1933-36       |
| WOODSON, Xavier     | 2013-16       |
| WOOLFORD, Shep      | 1950, 1952    |
| WOOTEN, William     | 1998-99       |
| WORTHEN, Ron        | 1966-67       |
| WRENN, Osca         | 1931-32       |
| WRIGHT, Alan        | 2011-14       |
| WRIGHT, Dallen      | 1976          |
| WRIGHT, Jack        | 1997-2000     |
| WRIGHT, Larry       | 1952-53       |
| WRIGHT, Lee Charles | 1979-80, 1983 |
| WRIGHT, Ronnell     | 1911-12       |
| WRIGHT, Sterling    | 2014          |
| WYKE, Jesse         | 1937          |
| WYKE, Martin        | 1937          |
| WYSE, Johnny        | 1980          |

## Y

|                    |         |
|--------------------|---------|
| YARBROUH, Larry    | 1970    |
| YOUNG, Bobby       | 1978-79 |
| YOUNG, David       | 1966    |
| YOUNG, Harold      | 1931-32 |
| YOUNG, Jim         | 1922-25 |
| YOUNG, Les         | 1977    |
| YOUNG, Mitchell    | 1983-84 |
| YOUNG, Sterling    | 2011-14 |
| YOUNG, W.A.        | 1966    |
| YOUNGBLOOD, Robert | 1959    |

## Z

|                   |               |
|-------------------|---------------|
| ZABROWSKI, Larry  | 1957-59       |
| ZACHERY, Lamont   | 1996-99       |
| ZACHRY, Greg      | 1984-85, 1987 |
| ZALUD, Bobby      | 2010-11       |
| ZOLPER, Dennis    | 1966-68       |
| ZOLLIFFER, Elijah | 2022          |
| ZVADA, Dominic    | 2022          |



# A-STATE HALL OF HONOR

HISTORY

| Name                   | Sport                                | Years             | Inducted |
|------------------------|--------------------------------------|-------------------|----------|
| Neil Abel              | Golf Coach                           | 1980-2006         | 2009     |
| Linda Allison          | Women's Basketball                   | 1980-84           | 1994     |
| Ryan Aplin             | Football                             | 2009-12           | 2021     |
| Fred Barnett           | Football                             | 1986-89           | 1999     |
| Randy Barnhill         | Football                             | 1984-86           | 2003     |
| Todd Baumgartner       | Baseball                             | 2008-11           | 2021     |
| Mike Beebe             | Honorary                             | --                | 2008     |
| Amanda Beeler          | Women's Golf                         | 1997-2001         | 2018     |
| Earl Bell              | Track & Field                        | 1974-77           | 1986     |
| Bill Bergey            | Football                             | 1965-68           | 1982     |
| Harold Blood           | Track & Field                        | 1988-90           | 2016     |
| Everett Bolton         | Three Sports                         | 1939-41, 1946-48  | 1986     |
| Rusty Bourg            | Baseball                             | 1967-70           | 1995     |
| Gene Bradley           | Football                             | 1976-79           | 2009     |
| Steve Brooks           | Men's Basketball                     | 1970-74           | 1995     |
| Dwane Brown            | Football                             | 1984-87           | 2001     |
| Ray Brown              | Football                             | 1983-85           | 1996     |
| Dan Buckley            | Football                             | 1966-69           | 1995     |
| Jess Bucy              | Baseball/Men's Basketball            | 1949-51           | 1998     |
| Mike Burk              | Men's Basketball                     | 1964-68           | 1997     |
| Johnnie Burnett        | Four Sports                          | 1927-29           | 1985     |
| Bill Caldwell          | Three Sports                         | 1956-59           | 1985     |
| Jim Callaway           | Baseball                             | 1965-68           | 1992     |
| Ron Carroll            | Athletic Trainer                     | 1976-present      | 2005     |
| Alex Carrington        | Football                             | 2006-09           | 2019     |
| Maurice Carthon        | Football                             | 1979-82           | 1991     |
| Nelson Catalina        | Men's Basketball Coach               | 1979-95           | 1991     |
| Howard Cissell         | Football                             | 1954-57           | 1993     |
| Michael Cline          | Football                             | 1983-85           | 2015     |
| Beth Cochran Thomas    | Volleyball                           | 1996-99           | 2017     |
| Gary Crane             | Men's Basketball/Football            | 1965-68           | 1992     |
| Carter Ray Crawford    | Football                             | 1984-85           | 1997     |
| Dave Dailey            | Men's Golf                           | 1984-88           | 2000     |
| Bill Davidson          | Football/Football Coach              | 1953-57 / 1968-78 | 1984     |
| Adrienne Davie         | Women's Basketball                   | 2004-07           | 2017     |
| Demario Davis          | Football                             | 2008-11           | 2021     |
| Tommy Davis            | Football                             | 1958-59           | 2002     |
| Geoffrey Desmond       | Baseball                             | 2004-05           | 2018     |
| John Dickey            | Three Sports                         | 1947-48           | 1997     |
| John Dickson           | Men's Basketball                     | 1963-67           | 1984     |
| Wayne Dorton           | Football                             | 1968-71           | 2004     |
| Bennie Ellender        | Football Coach                       | 1963-70           | 1982     |
| Carlos Emmons          | Football                             | 1992-95           | 2015     |
| Marina Engelbrecht     | Women's Tennis/ Women's Tennis Coach | 2003-06 / 2012-15 | 2014     |
| Frosty England         | Football Coach                       | 1946-53           | 1983     |
| Frank Farella          | Football                             | 1954-57           | 1999     |
| David Faught           | Men's Golf                           | 1994-97           | 2009     |
| Bob Ferralisco         | Football                             | 1946              | 2008     |
| Charlotte Fields       | Women's Basketball                   | 1984-88           | 1998     |
| Jay Flanagan           | Track & Field Coach                  | 1989-2007         | 2007     |
| Chico Fletcher         | Men's Basketball                     | 1997-2000         | 2012     |
| Don Floyd              | Athletic Director                    | 1969-75           | 2003     |
| Pedtra Wilson Flournoy | Track & Field                        | 1990-93           | 2002     |
| Charlie Fredrick       | Football                             | 1984-87           | 2006     |
| Aubrey Gatewood        | Baseball                             | 1956-59           | 1988     |
| Bob Giersburg          | Track & Field                        | 1966-68           | 1994     |
| George Glenn           | Baseball                             | 1963-66           | 1984     |
| Terry Gwin             | Football                             | 1965-66           | 1985     |
| Julie Hagood           | Women's Basketball                   | 1997-2000         | 2010     |

# A-STATE HALL OF HONOR



| Name                     | Sport                            | Years                   | Inducted |
|--------------------------|----------------------------------|-------------------------|----------|
| James Hamilton           | Football                         | 1968-71                 | 1990     |
| Foy Hammons              | Football/Football Coach          | 1913-15/1919-21         | 1988     |
| Jay Hansen               | Men's Basketball                 | 1980-84                 | 2018     |
| Lauren Fair Harmon       | Volleyball                       | 1993-96                 | 2008     |
| Calvin Harrell           | Football                         | 1968-71                 | 1994     |
| Jeff Hartwig             | Track & Field                    | 1989-90                 | 2000     |
| Dan Henderson            | Men's Basketball                 | 1974-77                 | 1995     |
| Thomas Hill              | Track & Field                    | 1968-72                 | 1982     |
| David Hines              | Football                         | 1972-75                 | 1996     |
| Joe Hollimon             | Football                         | 1971-74                 | 1993     |
| Keith Horn               | Baseball                         | 1993-95                 | 2010     |
| T.J. Humphreys           | Football/Track & Field           | 1973-77                 | 1988     |
| Marvin Jarrett           | Men's Basketball                 | 1978-80                 | 2000     |
| Sue Jayroe               | Women's Basketball               | 1975-80                 | 1997     |
| Rickey Jemison           | Football                         | 1983-86                 | 2012     |
| Garry Johnson            | Football                         | 1999-2002               | 2011     |
| Tyrell Johnson           | Football                         | 2004-07                 | 2016     |
| Ken Jones                | Football                         | 1972-75                 | 1987     |
| Al Joyner                | Track & Field                    | 1980-83                 | 1993     |
| Gerald Jumper            | Football                         | 1964-67                 | 1990     |
| Tim Keane                | Football/Football Coach          | 1965-67/1972-89         | 2005     |
| George Kell              | Tennis                           | 1940                    | 1999     |
| Monica Klebe             | Track & Field                    | 1986-89                 | 1998     |
| Guy Kochel               | Track & Field Coach              | 1972-89                 | 1984     |
| John Koldus              | Baseball/Football                | 1950-53                 | 1995     |
| Larry Lacewell           | Football Coach/Athletic Director | 1979-90                 | 1987     |
| Tim Langford             | Football                         | 1980-83                 | 2008     |
| Harry Larche             | Three Sports                     | 1946-48                 | 1983     |
| Greg Lee                 | Football                         | 1984-87                 | 2019     |
| Cleo Lemon               | Football                         | 1997-2000               | 2022     |
| Corey Leonard            | Football                         | 2006-09                 | 2022     |
| Jimmy Lisko              | Football                         | 1972-75                 | 2019     |
| Doug Lowery              | Football                         | 1970-73                 | 2005     |
| Mike Malham Jr.          | Football                         | 1972-75                 | 2001     |
| Mike Malham Sr.          | Football Coach                   | 1971-84                 | 2006     |
| Marissa Martinek         | Bowling                          | 2007-10                 | 2022     |
| Ron Meeks                | Football/Track & Field           | 1974-76                 | 2017     |
| Tim Maloney              | Baseball                         | 1981-83                 | 2004     |
| Micah Marsh              | Men's Basketball                 | 1994-98                 | 2007     |
| Jo Beth Carmack Mathis   | Volleyball                       | 1990-92                 | 2000     |
| Margie Kolat McGee       | Volleyball                       | 1991-94                 | 2006     |
| Frank McGuigan           | Football                         | 1967-68                 | 2018     |
| Kendra Meichsner         | Women's Tennis                   | 1995-98                 | 2005     |
| Dennis Meyer             | Football                         | 1968-71                 | 1991     |
| Maurice Miller           | Three Sports                     | 1946-50                 | 1986     |
| David Mitchell           | Football                         | 1970-73                 | 2013     |
| Andy Morris              | Baseball/SID/Assistant AD        | 1958-60/1969-74/1974-77 | 1990     |
| Mike Morris              | Football                         | 1979-82                 | 2018     |
| Jerry Muckensturm        | Football                         | 1972-75                 | 1992     |
| Anthony Myles            | Men's Basketball                 | 1978-80                 | 2001     |
| Marvin Neloms            | Football                         | 1983-86                 | 2011     |
| Sharika Nelvis           | Track & Field                    | 2011-14                 | 2021     |
| Newton Norris            | Men's Basketball                 | 1934-37                 | 2001     |
| Beth Anderson Nuneviller | Volleyball/Women's Tennis        | 1988-90                 | 2012     |
| Okey Oldham              | Football/Baseball                | 1928-30                 | 1990     |
| Roy Painter              | Football                         | 1973-76                 | 2002     |
| Bill Phillips            | Football                         | 1968-71                 | 1992     |
| Paul Pilla               | Track & Field                    | 1979-80                 | 2015     |
| Wayne Pitcock            | Baseball                         | 1967-69                 | 1991     |



# A-STATE HALL OF HONOR

HISTORY

| Name              | Sport   | Years                     | Inducted |
|-------------------|---|---------------------------|----------|
| Chris Poole       | Volleyball Coach                                | 1987-92                   | 2010     |
| Ed Preston        | Track & Field                                   | 1975-77                   | 1991     |
| John Rauth        | Men's Basketball Coach/Golf Coach               | 1949-79                   | 1983     |
| Tom Reese         | Football  | 1962-65                   | 2007     |
| Kyle Richardson   | Football  | 1992-95                   | 2015     |
| Don Riggs         | Four Sports                                     | 1955-59                   | 1986     |
| Kelly Riley       | Track & Field                                   | 1989-92                   | 2009     |
| David Rodely      | Track & Field                                   | 1988-91                   | 2015     |
| Jerry Rook        | Men's Basketball                                | 1962-65                   | 1983     |
| Scott Roper       | Football  | 1986-87                   | 2010     |
| John Rose         | Men's Basketball Coach/Track & Field Coach      | 1963-76                   | 1985     |
| Dana Ryan         | Baseball  | 1965-68                   | 1989     |
| Daniel Ryland     | Track & Field                                   | 1998-2000, 2002           | 2014     |
| Don Scaife        | Men's Basketball                                | 1973-75                   | 1989     |
| Bobby Scott       | Four Sports                                     | 1948-51                   | 1992     |
| Elbert Shelley    | Football  | 1983-86                   | 1997     |
| Fred Shepherd     | Men's Basketball                                | 1990-93                   | 2002     |
| Doug Shouse       | Track & Field                                   | 1982-84                   | 2013     |
| James Simmons     | Football  | 1970-72                   | 2006     |
| Joe Slayton       | Football  | 1976-79                   | 2021     |
| Ron Smith         | Football  | 1976-79                   | 2014     |
| Shawna Sparks     | Women's Soccer                                  | 2002-05                   | 2019     |
| Leslie Speck      | Three Sports/Football Coach                     | 1931-35/1936-38           | 1984     |
| Robert Speer      | Football  | 1973-76                   | 2014     |
| Jerald Spencer    | Track & Field                                   | 1965-67                   | 2006     |
| Tommy Spiers      | Football  | 1954-56                   | 1998     |
| Rachel Stewart    | Women's Golf                                    | 1994-97                   | 2019     |
| Paul Stovall      | Football/Track & Field                          | 1953-54                   | 2000     |
| Dan Summers       | Football  | 1962-65                   | 1998     |
| Kellie Suttle     | Track & Field                                   | 1994-96                   | 2016     |
| Clovis Swinney    | Football  | 1967-69                   | 1989     |
| John Tate         | Men's Basketball                                | 1986-89                   | 1998     |
| Sonja Tate        | Women's Basketball/Track & Field                | 1990-93                   | 2004     |
| Donnie Taylor     | Track & Field                                   | 1976-79                   | 2001     |
| Bill Templeton    | Football/Football Coach/Assistant AD            | 1954-56/1963-79/1980-2013 | 1987     |
| Harold Thomas     | Baseball  | 1953-56                   | 1996     |
| Willard Tilley    | Football/Men's Basketball                       | 1939-40                   | 1982     |
| J.A. Tomlinson    | Athletic Director/Football Coach/Baseball Coach | 1944-76                   | 1982     |
| Jan Trout         | Track & Field                                   | 1983-85                   | 1996     |
| Shyla Tucker      | Women's Basketball                              | 1991-94                   | 2003     |
| Joe Turner        | Football  | 1960-62                   | 2011     |
| Juli Vaccari      | Volleyball                                      | 1975-78                   | 1990     |
| Tommy Walker      | Football  | 1980-83                   | 2013     |
| Jim Wagner        | Baseball  | 1967-70                   | 1996     |
| Terry Whiting     | Football  | 1968-71                   | 2016     |
| Sammy Weir        | Football/Football Assistant                     | 1960-62/1971-72           | 1988     |
| Matt Whiteside    | Baseball  | 1987-90                   | 2007     |
| Bennie Wilhelm    | Four Sports                                     | 1946-49                   | 1993     |
| Bob Williams      | Track & Field/Track & Field Coach               | 1975-79/1980-86           | 1987     |
| Corey Williams    | Football  | 2000-03                   | 2022     |
| J.H. Williams     | Men's Basketball                                | 1973-75                   | 2013     |
| Marcia Williams   | Women's Tennis/Women's Tennis Coach             | 1977-80/1980-2011         | 1993     |
| H.T. Winters      | Football/Baseball                               | 1929-32                   | 1983     |
| Jerry Ann Winters | Women's Basketball Coach                        | 1984-95                   | 1994     |
| Jim Wiseman       | Football  | 1984-87                   | 2007     |
| Richie Woit       | Football  | 1950-53                   | 1989     |
| Kay Woodiel       | Three Sports Coach                              | 1974-84                   | 1988     |
| Josh Yates        | Baseball  | 2006-07                   | 2017     |



Jonesboro, home of Arkansas State University, weighs in as the largest city in Northeast Arkansas. As a matter of fact, if you form a triangle by connecting Little Rock, St. Louis and Memphis, Jonesboro stands out as the largest metropolitan city in what amounts to a 17,000 square mile triangular area.

Jonesboro is a great city of over 70,000, and is always ready to welcome incoming A-State students from the moment they arrive in town. The booming community has matured over the past half century into a regional center for cultural, educational, industrial, commercial, agricultural, communication, transportation, recreational and medical interests. It contains almost every convenience of a big city and every comfort of a small town.

The community is alive with cultural events such as the art exhibitions, theatrical and musical productions, not only on campus but in the city itself through the Jonesboro Fine Arts Council, NEA Foundation of Arts, the Forum and Northeast Arkansas Symphony.

Jonesboro is also the medical hub of northeast Arkansas and southeast Missouri, with two major hospitals and countless medical professionals. The city is also a shopping mecca, offering a modern business district as well as quaint downtown antique shops and restaurants.

One of the five largest cities in Arkansas, Jonesboro is located between the vast and fertile Mississippi River and the cultural and scenic richness of the Ozark Mountains. It is nestled about 70 miles west of Memphis, Tennessee, on the gentle slopes of Crowley's Ridge.

Jonesboro is a comfortable one hour drive from Memphis, two hours from Little Rock and four hours from St. Louis. The City and University have meshed resources in recent years and have truly become the "capital" of the northeast quadrant of the state.

Northeast Arkansas is a recreation haven for the person who enjoys water sports, fishing, hunting, and boating as well as the joys of unspoiled nature. Jonesboro and the surrounding area have an abundance of lakes, rivers, ponds, streams and forests to serve as nature's playgrounds for the avid outdoors person.





A Carnegie Research 2 university, Arkansas State University is the second-largest university in the state, and a leader in innovation and collaboration. A-State hosts the first osteopathic medical school in Arkansas, the New York Institute of Technology's College of Osteopathic Medicine, and opened the first U.S.-style residential campus in Mexico in fall of 2017. With its Discover 2025 Strategic Plan as its guide, A-State is engaged in creating new collaboration opportunities including the Center for No-Boundary Thinking, the recently established Institute for Rural Initiatives, and exploring a public-private partnership to bring the first College of Veterinary Medicine to the state. A-State is home to more than 13,000 current students from across America and around the world, and proud to have over 100,000 alumni who are #AStateMade.

Undergraduate experiences are highlighted for the last decade with the Create@State spring conference. Create@State participants have an advantage in achieving the graduate school of their choice, including continuing to advanced degrees at A-State. Research opportunities alongside our faculty are common at A-State with a student-driven research project launched by NASA to the International Space Station in 2022.

A-State begins its second decade offering online curriculum and course work, and remains the largest provider of 100% online degree programs based in the state with 99 degree programs and 18 more set to launch in the upcoming academic year.

Combined with hosting the region's first convention center, the Red Wolf Convention Center and Embassy Suites hotel, a one-mile radius on the A-State campus serves as the cultural hub of the region with the largest concert venue, First National Bank Arena, as well as the largest concert hall and theatre located at Fowler Center.

The Bradbury Art Museum is the region's leading visual arts facility. Arkansas State's Heritage Sites program operates four nationally or internationally known museum locations including the Johnny Cash Boyhood Home and the Hemingway-Pfeiffer Museum. And, the Arkansas State Museum located adjacent to the Dean B. Ellis Library is home to the only accredited natural history museum on a university campus in our state.

Among our academic divisions, the Neil Griffin College of Business is the first named college, and is home to the Delta Center for Economic Development, the Bob Wood Sales Leadership Center, the Women's Leadership Center, and one of the top rated online MBA programs in the region.





One of the region's centers of excellence in media and communication, Arkansas State's School of Media and Journalism is home to an accredited media programs whose students regularly take home national awards, the oldest NPR-member radio station west of the Mississippi (KASU) and a century-long tradition of a student-run newspaper, The Herald.

A-State's College of Nursing and Health Professions is nationally known with collaborative arrangements with NYIT's on-campus medical school. The College of Engineering and Computer Science is home to the Hytrol Materials Handling Laboratory. The College of Education and Behavioral Science operates the one of the largest early childhood services systems in the region.

A-State is the home of the Red Wolves, an FBS Division I athletics program, highlighted by making nine consecutive bowl appearances, back-to-back triple crown conference track titles for men and women, 14 consecutive NCAA bowling championship appearances including national runner-up in 2021, and recently earning both the Bubas Cup (awarded to the Sun Belt Conference's top all-sport award) as well as a record high student-athlete GPA in the same season. Arkansas State sponsors 16 varsity sports teams, including football, cross country, basketball, golf, indoor track, outdoor track and baseball for men; women athletes compete in soccer, outdoor track, cross country, indoor track, bowling, tennis, basketball, volleyball and golf. A-State also sponsors nationally competitive club sport teams like rugby, softball, competitive cheer and dance, and Esports that have earned national titles or national runner-up titles in recent years.







BOARD OF TRUSTEES



**Jerry Morgan**  
*Chair*  
Jonesboro, Ark.



**Steve Eddington**  
*Vice Chair*  
Benton, Ark.



**Bishop Robert G. Rudolph Jr.**  
*Secretary*  
Benton, Ark.



**Christy Clark**  
Little Rock, Ark.



**Paul Rowton**  
Harrisburg, Ark.



**Price Gardner**  
Little Rock, Ark.



**Gary Harpole**  
Jonesboro, Ark.

UNIVERSITY VICE CHANCELLORS



**Dr. Calvin White**  
*Executive Vice Chancellor and Provost*



**Dr. Len Frey**  
*Executive Vice Chancellor Finance and Administration Chief Operating Officer*



**Dr. Chris Boothman**  
*Interim Vice Chancellor for Enrollment Management and Global Outreach*



**Dr. Erika Krennerich Chudy**  
*Vice Chancellor Advancement Director of Planned Giving*



**Dr. Russ Hannah**  
*Senior Associate Vice Chancellor for Finance Chief Financial Officer*



**Jeff Purinton**  
*Vice Chancellor Intercollegiate Athletics*



**Dr. Bill Smith**  
*Chief Communications Officer*



**Dr. Martha Spack**  
*Vice Chancellor Student Affairs Dean of Students*



**Dr. Lonnie Williams**  
*Vice Chancellor Diversity and Community Engagement*

INTERCOLLEGIATE ATHLETICS COMMITTEE

The Intercollegiate Athletics Committee (IAC) was formed in the spring of 1997. The IAC reviews and makes recommendations on issues involving the welfare of student-athletes, the role of athletics in campus life, and the athletics program's compliance with the university, conference, and NCAA regulations; serves as a search advisory committee for key athletics program personnel; reviews the role of existing and potential sports programs; and reviews the athletics budget. The committee reports to the Chancellor.

## ASU SYSTEM PRESIDENT DR. CHARLES L. WELCH



Dr. Charles L. Welch serves as president of the Arkansas State University System and as one of the state's leading advocates for higher education. He is also Past Chair of the Board of Directors of the American Association of State Colleges and Universities, a Washington, D.C.-based higher education association of nearly 400 public colleges, universities, and systems, and he serves on the Board of Directors of the American Council on Education.

Dr. Welch was named the second president of the ASU System in November 2010 and officially began his new position in April 2011. He is the youngest person to ever serve as president or chancellor of an Arkansas community college and is the youngest university president in Arkansas.

During his tenure, Dr. Welch has hired new chancellors for all seven of the system's campuses. Among the system's major expansion initiatives under his leadership are the merger of Mid-South Community College in West Memphis (now ASU Mid-South); the opening of NYIT College of Osteopathic Medicine at Arkansas State; opening of a \$100 million privately funded A-State campus in Queretaro, Mexico; the merger of College of the Ouachitas in Malvern (now ASU Three Rivers); and the merger of Henderson State University in Arkadelphia. Additionally, the ASU System office was relocated to Little Rock and expanded to enhance its statewide exposure and position in higher education leadership at the State Capitol.

He is co-chair of the executive council of the Arkansas Department of Higher Education. He previously served as president of Henderson, chancellor of the University of Arkansas Community College at Hope; vice chancellor for academic affairs at ASU-Beebe; and dean of university studies at Pulaski Technical College. Dr. Welch also worked at the University of Arkansas at Little Rock and has served as an instructor of education and political science at three different colleges in Arkansas.

A native of Jonesboro, Dr. Welch was a first-generation college student and the first member of either side of his extended family to receive a graduate degree. He received a Bachelor of Arts degree in political science from the University of Arkansas, where he served as president of the student body. He received a Master of Arts degree in political management from George Washington University and a Doctor of Education degree in higher education administration from UALR.

Dr. Welch is past president of the Arkansas Association of Two-Year Colleges and served as chairman of the board of the Arkansas Association of Public Universities. He is on the Board of Directors of the National Center for Higher Education Management. He also serves on the Board of Directors for Goodwill Industries of Arkansas, is a former board member for the Arkansas Sheriffs' Youth Ranches, and was inducted into the Arkansas Boys State Hall of Fame. *AY Magazine* named Welch as one of the "Powerful Men of 2013", and in 2005, *Arkansas Business* selected Welch to "40 Under 40," which profiled 40 "intriguing business and political leaders under age 40." His experience in the governmental affairs arena includes serving as a White House intern and on the staffs of U.S. Sen. David Pryor and then-U.S. Rep. Blanche Lincoln.

Dr. Welch and his wife, Mandy, are the parents of three daughters: Wheatley Grace, Emma Caroline, and Ava Claire.



## ARKANSAS STATE CHANCELLOR DR. TODD SHIELDS

CAMPUS



An academic administrator, a nationally known scholar and an unabashed champion for students, staff and faculty, Dr. Todd Shields was named the fourth appointed chancellor and the 14th individual to lead Arkansas State University.

Placing new emphasis on student support services at A-State, Shields knows the pathway to higher retention and graduation begins with on-campus programing focused on the needs of the current generation of students. In his first year, he has also working to identify collaborations with local communities and industry to create a more meaningful experience for the more than 14,000 students at A-State.

He spent many years at the University of Arkansas where he rose through the ranks to serve as dean of the largest academic unit in Fayetteville. Shields' depth of academic administrative experience spans from department chair to research centers and from deanships of individual colleges to divisions touching all corners of the university. His two most recent academic appointments, dean of the Graduate School and International Education (GSIE) and dean of the Fulbright College of Arts and Sciences, illustrate his leadership strength.

One of Shields' signature contri-

butions to UA was the creation of a School of Art within the college, bolstered by significant endowment gifts to fund construction of a new campus space that serves as a partnership with the city of Fayetteville. A \$120 million gift from the Walton Family Charitable Support Foundation established the School of Art, with a following \$70 million total in support from the Windgate Foundation for the 154,600-square-foot Windgate Studio + Design Center, which anchors a new art district redevelopment south of the campus core on Dr. Martin Luther King Jr. Boulevard. He also secured \$90 million in software and equipment gifts to programs throughout the Fulbright College.

Shields played a pivotal role in the creation of the Diane D. Blair Center of Southern Politics and Society, serving as the founding director of the interdisciplinary research center. Shields followed his time as department chair and Blair Center director with a year as the associate dean of the President William Jefferson Clinton School of Public Service in Little Rock.

He began his academic career as an assistant professor in political science at Arkansas in 1994, and was promoted to associate professor in 1999. He joined the Fulbright Institute of International Relations as its associate director in 2000, and in 2005 became a full professor in political science. For eight years, he also concurrently chaired the political science department at UA.

In 2013, Shields was named interim Fulbright dean, then the permanent dean in July 2014 where he led the college until departing UA to become chancellor at A-State. Fulbright College's three schools, 16 academic departments and 10 research centers span 30 academic programs.



Among numerous achievements during his time as the Fulbright dean was the creation of the Fulbright College Student Success Center. Some of the key retention-based programs included Destination Arkansas Blackboard Assignment to provide orientation to all first-year students, Strategies for Success (S4S) which was a zero-credit course offered to all UA students who fell into academic probation in their first semester to create a plan to improve their academics, and a Life Strategies and Career Awareness Course to improve student achievement. One of the key outcomes of the Student Success Center was a reduction of low grades and failure rates in the college's core courses and increases in first year retention.

He is the co-author of three significant books related to electoral politics: *The Long Southern Strategy: How Chasing White Voters in the South Changed American Politics* (2019); *The Persuadable Voter: Wedge Issues in Presidential Campaigns* won the 2009 Robert E. Lane Award for the best book in political psychology; and his first book *Money Matters: Campaign Finance Reform and Congressional Elections* was published in 1999. He is also an editor on six other books, has published more than 40 articles and made more than 50 presentations in his research areas of data analytics, public opinion and election strategies. His efforts have also resulted in more than \$25 million in grants and research support as a principal or co-principal investigator.

Shields earned a Bachelor of Arts in political science and a Bachelor of Arts in psychology in 1990 at Miami University in Oxford, Ohio. He continued his education at the University of Kentucky where he received his Master of Arts in political science in 1991 and

his Ph.D. in 1994. In addition, Shields participated in Ohio State University's Summer Institute in Political Psychology in 1993 and Harvard University's Management Development Program in Higher Education in the summer of 2006.

He and his wife, Karen, have two adult children, Savvy and Dane.



## VICE CHANCELLOR FOR INTERCOLLEGIATE ATHLETICS JEFF PURINTON

CAMPUS



Jeff Purinton, a highly-respected, veteran athletics administrator, was announced as Arkansas State's Vice Chancellor for Intercollegiate Athletics on May 4, 2022, becoming the 12th athletics director in school history.

Purinton's positive impact on the Red Wolves' athletics department during his first year at the helm has been evident, reflecting the same energetic and passionate approach to intercollegiate athletics he has applied throughout his career. Following a 15-year tenure at the University of Alabama, where he spent the last seven years as the Crimson Tide's Executive Deputy Director of Athletics, Purinton arrived in Jonesboro and immediately began establishing a culture of success and transparent communication while building his administration and addressing major multimedia and apparel contracts that required prompt attention.

He successfully navigated the transition, hiring key personnel to fill executive and senior-level positions within the development, marketing, finance and compliance areas while restructuring internally to create more effective and efficient work flow and production. During the same time, he renegotiated lucrative agreements with multimedia rights holder LEARFIELD and adidas while also entering a partnership with Amplify to create a holistic revenue solution designed to serve Red Wolves fans.

In addition to committing resources and implementing new initiatives to improve competitive and academic performance, Purinton achieved his goal to strengthen communication and relationships with new and existing fans, donors and alumni through strategic plans by both the Athletics Department and the Red Wolves Foundation. He created monthly "State of the Pack" newsletters and then expanded it to include the Red Wolves' first live and interactive web event open to the public.

Purinton also brought back A-State's coaching caravan tour and rebranded it "Howl on

Wheels," spearheaded improved communication by the Red Wolves Foundation and reimaged special donor events and fan-engagement opportunities, such as turning the football team's spring game into an all-day "Pack Day" celebration. Under his direction, A-State continues to formulate new ways to enhance the game-day experience for all its sports.

His emphasis on the student-athlete experience has been just as strong, meeting both traditional needs and those associated with the Cost of Attendance (COA), Name Image and Likeness (NIL) and transfer-portal era. Not only did he create A-State's first position with a designated "NIL Initiatives" component, he has given the Red Wolves' Student-Athlete Advisory Committee (SAAC) more ownership and flexibility to improve annual events such as the student-athlete "Welcome Back" and "State Awards" events, which were met with enthusiasm.

During his first year alone at A-State, the Red Wolves earned six conference championships, collected a top-50 finish in the women's Capital One Cup standings, posted the second highest finish among all Sun Belt Conference schools in the LEARFIELD Director's Cup standings, and claimed national runner-up honors in women's bowling. A-State made multiple NCAA post-season appearances on its way to recording its sixth highest finish in the history of the Director's Cup.

The Red Wolves' have performed at a high level academically under Purinton and his academic-support staff with over 200 student-athletes earning a spot on the Athletics Director's Honor Roll during both the fall 2022 and spring 2023 semesters. The 210 appearing on the list this past spring represented 70 percent of all student-athletes, while 62 of them earned a 4.0 – the most for a spring term in over a decade. At least nine teams produced a 3.0 or higher GPA, and the football program compiled a 3.14 team mark that was the highest in program history.

Purinton has received high marks to managing coaching transitions as well. Carrying out one of his first major acts as VCIA, he tabbed Bryan Hodgson, regarded as one of the top recruiters and assistant coaches in the nation with 15-plus years of experience at the collegiate level, to lead the Red Wolves' men's basketball program. The hire was met with high acclaim both nationally and by the A-State fan base, generating more than 1.55 million impressions on social media.

Purinton has and continues to serve on many prestigious committees, acting as a strong voice for student-athletes and intercollegiate athletics at the national, conference and campus levels. His first year at Arkansas State saw him appointed to the Sun Belt Conference's Wom



## VICE CHANCELLOR FOR INTERCOLLEGIATE ATHLETICS **JEFF PURINTON**



en's Basketball Strategic Communications Committee, and he also serves on multiple Arkansas State University strategic planning committees.

Purinton continues to evaluate and process information to strengthen A-State's national brand, and has already established a strong foundation for the future success of A-State Athletics.

In addition to Alabama, Purinton's path to Jonesboro also included professional stops working with the Orange Bowl Committee (2006-07) and the Florida State Athletics Department (1994-2006) while also having a national presence on multiple college football committees.

Purinton served as Alabama's Executive Deputy Director of Athletics after being elevated to the position in 2021, he also held Deputy AD (2019-21), Executive Associate AD (2018-19), Senior Associate AD (2015-18) and Associate Athletics Director for Football Communications (2007-15) titles during his time with the Crimson Tide.

While operating as Executive Deputy Director of Athletics, Purinton was the sport administrator for football as well as the men's and women's golf programs after previously overseeing men's basketball. Additionally, he supervised several departments within athletics, including human resources, marketing and trademark licensing and was the liaison to Crimson Tide Sports Marketing, Alabama's LEARFIELD property.

When current Alabama Director of Athletics Greg Byrne was hired to lead the Crimson Tide in 2017, Purinton was charged with the creation and implementation of the department's new strategic plan. He served on the leadership group that helped develop and launch the department's new fundraising initiative (The Crimson Standard) with a 10-year goal of raising \$600 million. The first phase of the campaign

included renovations to both football locker rooms, the Sports Science Center at the Mal M. Moore Athletic Facility, Rhoads Softball Stadium, as well as recruiting and premium areas at Bryant-Denny Stadium.

Alabama football won six national championships in Purinton's time at UA and took home numerous team and individual national awards. Widely known as one of the best venues in college football, Purinton oversaw the revision of the football game-day production in 2017, improving the overall atmosphere and interaction from the crowd at Bryant-Denny Stadium. Part of that process included the implementation of new LED stadium lighting in 2019, which received positive reviews from both the players and fans.

In March of 2019, Purinton assisted Byrne in the search for a new head men's basketball coach that resulted in the hiring of Nate Oats from Buffalo. In Oats' second season at Alabama (and first full season), the 2020-21 team won both the regular-season and Southeastern Conference Tournament championships for the first time in 30 years and later advanced to the NCAA Sweet 16 and finished No. 5 in the final national rankings. Herb Jones was named SEC Player of the Year and earned All-America honors, while Oats was voted the SEC Coach of the Year. The 2021-22 squad once again advanced to the NCAA Tournament. In 2018, the Tide men's basketball team received an NCAA Tournament bid for the first time since 2012 and earned its first NCAA win since 2006.

In addition to working with several of Alabama's successful athletics teams, Purinton was the department oversight to one of the top LEARFIELD/IMG College groups in the nation in Crimson Tide Sports Marketing. CTSM was selected as the 2017 LEARFIELD Property of the Year after setting record-highs in revenue generation. Alabama has also ranked in the top two



## VICE CHANCELLOR FOR INTERCOLLEGIATE ATHLETICS JEFF PURINTON

CAMPUS

in royalties generated among the Collegiate Licensing Company's partner institutions each of the last 11 years and was No. 1 in five of the last six seasons.

In 2021, Alabama football's social media accounts each eclipsed the 1 million follower threshold, becoming the only college athletics team to reach this feat on Facebook, Twitter and Instagram. Combined, Alabama athletics social channels generated north of 1.1 billion impressions in 2020. With ties to social media and some of the other external units, Purinton is on the department's committee responsible for Alabama's plan for name, image and likeness and assisted with the creation of The Advantage, a comprehensive program that provides Tide student-athletes with the education and tools necessary to build and elevate their personal brands.

Purinton was hired at Alabama in the summer of 2007 as the Associate Athletics Director for Football Communications, handling all external areas of the program for Coach Nick Saban. He has coordinated each of the 12 ESPN College GameDay visits to Tuscaloosa as Alabama has hosted the show more than any other school during that time frame. In addition to building and maintaining relationships with national media and the marketing/promotion of Crimson Tide football, Purinton helped strategize and implement plans for the Crimson Caravan (spring booster tour). He was promoted to oversee all external areas within the department as well as the Crimson Tide Celebrity Golf Tournament beginning in June of 2015.

In 2006, Purinton was hired by the Orange Bowl Committee (OBC) as the Director of Media Relations and Communications. That year, the OBC eclipsed attendance and revenue goals for the Basketball Classic, Fan Fest, Pregame Tailgate Party and Fed Ex Orange Bowl (Louisville versus Wake Forest). Purinton also produced a weekly Orange Bowl radio show and a television program that featured the bowl-sponsored youth football initiative. He led planning for the 2009 BCS National Championship Game which included a \$1.4 million media budget.

Prior to the Orange Bowl and Alabama, Purinton spent more than a decade at Florida State University working in various roles in the athletics department. He began as a student assistant in sports information during his undergraduate years, and followed up as a graduate assistant in 1998. He was promoted to a full-time role as assistant SID in 1999, where he worked directly with two of the winningest coaches in college history in Head Football Coach Bobby Bowden and Head Baseball Coach Mike Martin. In addition to the baseball and football SID duties, Purinton was the travel advance coordinator for the football program from 1999-2006.

In total, Purinton worked with 12 bowl teams

at FSU including the 2000 Sugar Bowl where FSU defeated Virginia Tech to win the 1999 national title. He made two trips to the College World Series as the SID for the Seminole baseball program (1999 and 2000). In the 1999 season with FSU baseball, Marshall McDougall set the NCAA record with six home runs in a single game, and that team went on to finish runner-up at the national championship. From 2004-06, Purinton was the primary Sports Information Director for football.

Purinton has served on several College Football National Championship Game media coordination committees while working at Alabama and the Orange Bowl and was a member of the College Football 150th Anniversary Committee. He has successfully helped promote four Heisman Trophy winning campaigns (Chris Weinke at Florida State; Mark Ingram, Derrick Henry, DeVonta Smith at Alabama) along with a Campbell Trophy winner (Barrett Jones at Alabama).

Purinton is a member of the National Association of Collegiate Director of Athletics and the Football Writers Associate of America. He was a 2019 NEXT UP honoree by CollegeAD and was selected to attend the NACDA AD Mentoring Institute (2017 & 2019) and the Lead1 Institute (2018). From 2016-17, Purinton served as the athletics department coordinator for the University's United Way campaign.

A native of Palatka, Fla., Purinton received his bachelor's degree in sports management and master's in athletics administration at Florida State University. He and his wife Julie have two daughters, Jillian and Josie.







Arkansas State's athletics programs compete in top-of-the line facilities.

Centennial Bank Stadium, which opened in 1974, has evolved into a beautiful stadium which seats over 30,000 fans. The stadium has undergone a "Centennial Expansion" construction project that covers 40,000 square feet, including the press box and concourse. Construction on a two-level 66,500 square foot operations center in the north end zone was also completed prior to the start of the 2019 season.

The 192,000 square-foot First National Bank Arena is a multi-purpose facility that is home to the A-State basketball, volleyball and indoor track and field teams.

Coaches and student-athletes moved into a new \$2.7 million track and field complex in spring 2004. It contains a newly-resurfaced eight-lane 400-meter track and can be set up for two NCAA venues.

Three local country clubs graciously allow A-State men's and women's golf programs to utilize their facilities for practice and play.

J.A. "Ike" Tomlinson Stadium-Kell Field serves as the home to Red Wolves baseball. Built in 1993, the stadium received complete lighting in 1996, 206 field-level seats were added for the 2008 season and a new scoreboard was installed in 2011.

A-State's newest women's program, bowling, competes at Hijinx Family Entertainment Center for the annual Mid-Winter Invitational. Prior to the 2022-23 season, A-State moved into The Social which has eight practice lanes, a locker room, the only full kitchenette in collegiate bowling and a player lounge.

The Red Wolves' soccer and track and field teams utilized the same stadium for the first time in school history during the 2014-15 season, as the soccer field was relocated as part of the track facility.

A-State has also completed a new women's soccer and women's tennis facility, which houses both squads' locker rooms, training room, offices and more. New tennis courts were also completed in 2016 as well.

Facilities have received a number of facelifts over the last decade, making sure that the athletics department's "front door" and other sports areas possess a first-class appearance.

Also included in the upgrades have been renovations inside the A-State Football Facility and weight rooms, locker rooms and training rooms at both Centennial Bank Stadium and First National Bank Arena, where new seating has also been installed.



# ATHLETICS FACILITIES

CAMPUS



**Centennial Bank Stadium**




**Student Activity Center**



**Soccer/Tennis Complex**



**First National Bank Arena**



**RidgePointe Country Club**



**FNB Arena Weight Room**



**Tomlinson Stadium and Kell Field**



**A-State Tennis Courts**



**Track & Field/Soccer Complex**



**Academic Success Center**



CLASS OF 2022 & 2023

# BACK TO BACK

#1 RECRUITING CLASSES  
IN THE SUN BELT



WEIGHTROOM



LOCKERROOM



EQUIPMENT



BARBERSHOP

# FACILITIES

ARKANSAS STATE FOOTBALL

# 2023 SCHEDULE



**AT OKLAHOMA**  
SEPTEMBER 2 *ESPN*



**VS MEMPHIS**  
SEPTEMBER 9



**VS STONY BROOK**  
SEPTEMBER 16



**VS SOUTHERN MISS**  
SEPTEMBER 23



**AT UMASS**  
SEPTEMBER 30



**AT TROY**  
OCTOBER 7



**VS COASTAL CAROLINA**  
OCTOBER 21 // *Homecoming*



**AT ULM**  
OCTOBER 28



**VS LOUISIANA**  
NOVEMBER 4



**AT SOUTH ALABAMA**  
NOVEMBER 11



**VS TEXAS STATE**  
NOVEMBER 18 // *Senior Day*



**AT MARSHALL**  
NOVEMBER 25



**SUN BELT CHAMPIONSHIP**  
DECEMBER 2

