

# APPSTATE

2023 FOOTBALL MEDIA GUIDE



TRADITION TOUGHNESS TOGETHER



# KIDD BREWER STADIUM






**N**estled on the App State campus with towering Blue Ridge Mountain peaks rising around it, Kidd Brewer Stadium has always boasted one of the most picturesque settings in college football.

With the completion of the \$50 million north end zone facility in 2021, The Rock also offers top-of-the-line modern amenities for Mountaineer student-athletes, fans and the university community.

The facility houses a football locker room, weight room, offices and team areas, as well as 1,000 club level seats, athletic training spaces, retail and dining service facilities. At the front entrance is the Jerry Moore Plaza and a statue of the Hall of Fame coach.

With 61 seasons completed in the stadium, which opened as Conrad Stadium on Sept. 15, 1962, App State boasts a 268-79-5 all-time record at The Rock.









# SUN BELT CONFERENCE

The July 1, 2022 additions of four new members to the Sun Belt Conference - James Madison, Marshall, Old Dominion and Southern Miss - has made the Sun Belt one of the premier conferences in college football. Traditions of excellence combined with passionate fan bases and regionally relevant rivalries give the league a distinct advantage over others in the realignment landscape.

The Sun Belt Conference was founded in 1976, began sponsoring football in 2001 and currently sponsors 18 NCAA sports. The 14-member conference currently includes App State, Arkansas State, Coastal Carolina, Georgia Southern, Georgia State, James Madison, Louisiana, ULM, Marshall, Old Dominion, South Alabama, Southern Miss, Texas State and Troy.

App State joined the Sun Belt Conference in its move up to the FBS ranks in 2014.



App State won the inaugural Sun Belt Championship Game in 2018 and followed it up with another victory in 2019. Running back Darrynton Evans won the MVP belt both times.

## SUN BELT FOOTBALL CHAMPIONS

- 2001 - North Texas & Middle Tennessee
- 2002 - North Texas
- 2003 - North Texas
- 2004 - North Texas
- 2005 - Louisiana & ULM
- 2006 - Troy & Middle Tennessee
- 2007 - Florida Atlantic & Troy
- 2008 - Troy
- 2009 - Troy
- 2010 - Troy & FIU
- 2011 - Arkansas State
- 2012 - Arkansas State
- 2013 - Arkansas State
- 2014 - Georgia Southern
- 2015 - Arkansas State
- 2016 - **App State** & Arkansas State
- 2017 - **App State** & Troy
- 2018 - **App State**\*
- 2019 - **App State**\*
- 2020 - Coastal Carolina & Louisiana
- 2021 - Louisiana\*
- 2022 - Troy\*

\*Sun Belt Championship Game winner



SUN BELT CONFERENCE



# WINNING TRADITION



TRADITION

Playing the 1,000th game in program history during the 2020 season, App State has proven itself as a championship-caliber program at both the FCS and FBS levels. The Mountaineers' run to three straight FCS national titles from 2005-07 included the historic 34-32 upset of No. 5 Michigan in 2007, and App State ended the 2020 season with a sixth consecutive bowl victory.



## NCAA DIVISION I FCS CHAMPIONS

**2005 2006 2007**

## APP STATE FOOTBALL SINCE 1928

- 3** NATIONAL CHAMPIONSHIPS
- 3** COLLEGE FOOTBALL HALL OF FAMERS
- 7** ACADEMIC ALL-AMERICA SELECTIONS
- 11** NATIONAL STATISTICAL CHAMPIONS
- 22** CONFERENCE TITLES
- 34** PROFESSIONAL DRAFT PICKS
- 96** ALL-AMERICANS







# 2022 MAGICAL MOMENTS

Last season featured an oversized share of historic moments for the App State football program, from a record-breaking home opener against North Carolina to a top-10 upset at Texas A&M to hosting ESPN College GameDay for the first time to a wild Hail Mary win over the eventual league champions.

TRADITION











# FBS SUCCESS: 6 BOWL WINS, 4 SUN BELT CHAMPIONSHIPS

TRADITION

## 2021

RECORD: 10-4



The 30-27 home victory over Coastal Carolina in 2021 helped App State go 7-1 in the Sun Belt and win the East Division title.

## 2020

RECORD: 9-3



App State rushed for 500 yards, including 317 from Cam Peoples, in a 56-28 win over North Texas in the 2020 Myrtle Beach Bowl.

## 2019

RECORD: 13-1



Offensive linemen Ryan Neuzil (left) and Noah Hannon hold up the trophy after a 31-17 win over UAB in the New Orleans Bowl.



Jordan Fehr (center) leads the celebration following App State's 45-38 win against Louisiana in the 2019 Sun Belt title game.

## 2018

RECORD: 11-2



Led by interim head coach Mark Ivey, App State posted a 45-13 win against Middle Tennessee in the 2018 New Orleans Bowl.



Team captain MyQuon Stout lifts the trophy following a 30-19 win over Louisiana in the first-ever Sun Belt title game.

## 2017

RECORD: 9-4



App State shut out high-scoring Toledo en route to a 34-0 victory in the 2017 Dollar General Bowl in Mobile, Ala.



The Mountaineers clinched a Sun Belt title by closing the regular season with a 63-14 win against Louisiana on Senior Day.

## 2016

RECORD: 10-3



Thanks to a tiebreaking field goal with 5:41 left, App State won 31-28 against Toledo in a return trip to the 2016 Camellia Bowl.



In Las Cruces, Marcus Cox helped App State earn a share of its first FBS league title with a win at former Sun Belt foe New Mexico State.

## 2015

RECORD: 11-2




Making its FBS postseason debut, App State kicked a 23-yard FG as time expired in a 31-29 win against Ohio in the 2015 Camellia Bowl.





# MOST WINS SINCE 2014



TRADITION TOUGHNESS TOGETHER





INTRODUCTION

Kidd Brewer Stadium IFC-1
Sun Belt Conference 2
Winning Tradition 3-7
Contents 8
Quick Facts 9
Media Information 9
Numerical and Alphabetical Rosters 10-11
Pronunciation Guide 11
Geographical Roster 12

UNIVERSITY, COACHES AND STAFF

App State at a Glance 13
Chancellor Sheri Everts 14
Director of Athletics Doug Gillin 15
Head Coach Shawn Clark 16-17
Assistant Coaches 18-23
Support Staff 24-25

MEET THE 2023 MOUNTAINEERS

Returning Student-Athletes 26-39
Newcomers 39-45

2022 IN REVIEW

2022 Statistics 46-60
2022 Game Recaps and Box Scores 61-72

SERIES RECORDS

Series Records vs. All Opponents 73-74
Series Results vs. All Opponents 75-81
Series Records vs. Division I FBS Conferences 82

RECORD BOOK

Rushing Records 83-84
Receiving Records 85-86
Passing Records 87-88
Total Offense/All-Purpose Yardage Records 89-90
Scoring/Kicking Records 91-92
Kickoff Return Records 93
Punt Return Records 94
Punting Records 95
Defensive Records 96-98
Games Played/Starts Records 99
Televised Games 99
Defensive Team Records 100
Offensive Team Records 101
Miscellaneous Team Records 102
Year-by-Year Team Statistics 103
The Last Time it Happened 104

HISTORY AND TRADITIONS

Postseason History 105
2005 NCAA Division I-AA National Champions 106-107
2006 NCAA Division I FCS National Champions 108-109
2007 NCAA Division I FCS National Champions 110-111
2015 Camellia Bowl Champions 112-113

2016 Camellia Bowl Champions 114-115
2017 Dollar General Bowl Champions 116-117
2018 R+L Carriers New Orleans Bowl Champions 118-119
2019 R+L Carriers New Orleans Bowl Champions 120-121
2020 Myrtle Beach Bowl Champions 122-123
Retired Jerseys 124-125
App State Heroes 126
Mountaineers in the College Football Hall of Fame 127
App State Athletics Hall of Fame, 75th Anniversary Team 128
All-Americans 129-131
National Honors and Awards 132-133
All-Star Games, Regional and Conference Honors and Awards 134
All-Conference 135-136
Conference Players of the Week 137
Michigan Win in the Big House 138
Texas A&M Win in College Station 139
Miracle on the Mountain 140
Miracle on the Mountain: Part II 141
Memorable Games of the NCAA Division I Era (1971-present) 142-147
Historic 2019 Season 148
All-Time Roster 149-156
All-Time Coaching Records, All-Time Assistant Coaches 157
Hall of Famer Jerry Moore 158
Year-By-Year Records 159-160
Year-By-Year Conference Records 161
All-Time Results 162-169
Kidd Brewer Stadium 170-172
Attendance Figures 173
Season Openers, Home Openers, Homecoming 174
Yosef 175
Mountaineers in the NFL 176-IBC



CREDITS

DESIGN AND EDITOR: Bret Strelow and Joey Jones
COVER DESIGN: Michael Dickerson
PHOTOGRAPHY: Patrick Adams, Jonathan Aguillo, The Appalachian, Asheville Citizen-Times, App State Alumni Association, AP Images, App State athletics archives, App State strategic communications staff, Arizona Cardinals, Atlanta Falcons, Dale Barbee, Cade Bettinger, Buffalo Bills, Tyler Buckwell, Mark Campbell (College Sporting News), Carolina Panthers, Charlotte Observer, Chattanooga Times Free Press, Adam Cline, Keith Cline, Tony Coats, Wyeth Collins, Samuel Cooke, Tim Cowie, Jay Crain, Dallas Cowboys, Denver Broncos, Douglas Davis, Derek DeSha, Vince Fortea, Detroit Lions, Kaitie Dornhauer, Mark Dula, East Carolina athletics, Marie Freeman, Gardner-Webb athletics, Meghan Gay, Georgia Tech athletics, Willis Glasgow (WG Photos), Green Bay Packers, Grogan & Fralick, Rick Hartgrove, Melanie Hatton, Connor Hickey, Maggie Hobson, Houston Texans, Lauren Hutchinson

(Lauren Hutchinson Photography), Indianapolis Colts, Leila Jackson, Jacksonville Jaguars (Rick Wilson), James Madison Athletics, Joe Johnson, Rusty Jones, Allyson Lamb, Suzi Lawson, Los Angeles Rams, Trey Mahoney, Dave Mayo, Brady McBride, Ben McKeown, Andy McLean, Minnesota Vikings, Chad Mitchell, Rob Moore, NCAA, National Football League, New Orleans Saints, Palmer Noyes, Nicholas Oerter, Tommy Penick, Max Renfro, Chase Reynolds, St. Louis Rams, San Francisco 49ers, David Searce, Bill Sheffield, Southern Conference, John Staton, Sun Belt Conference, Grant Sustar, Troy Tuttle, Watauga Democrat, Western Carolina athletics, Winston-Salem Journal

PRINTING: Wallace Printing - Newton, N.C.





**GENERAL INFORMATION**

Name .....Appalachian State University (App State)  
 Location .....Boone, N.C.  
 Founded .....1899  
 Enrollment .....20,000+  
 Conference .....Sun Belt (East Division)  
 Affiliation .....NCAA Division I Football Bowl Subdivision  
 Nickname .....Mountaineers  
 Colors .....Black and Gold  
 Mascot .....Yosef  
 Marching Band .....Marching Mountaineers  
 Chancellor .....Dr. Sheri Everts (Nebraska, 1980)  
 Athletics Director .....Doug Gillin (SUNY Cortland, 1991)  
 Faculty Athletics Representative .....René Salinas  
 Game Operations Director .....Jason Freeman  
 Stadium .....Kidd Brewer Stadium  
     Capacity .....30,000  
     Surface .....AstroTurf 3D3  
 Football Office Phone .....828-262-2501  
 Ticket Office Phone .....828-262-7733  
 Athletics Website .....appstatesports.com  
 Athletics Twitter .....@appstatesports  
 Football Twitter .....@AppState\_FB  
 Athletics Instagram .....@appstatesports  
 Football Instagram .....@appstate\_fb  
 Athletics Facebook .....facebook.com/appstatesports  
 Football Facebook .....facebook.com/AppStateFootball

**FOOTBALL HISTORY**

First Year .....1928  
 All-Time Record .....654-351-28 (93 seasons completed)  
 Conference Championships .....22  
     North State Conference (6) .....1931, '37, '39, '48, '50, '54  
     Southern Conference (12) .....1986, '87, '91, '95, '99, '05, '06, '07, '08, '09, '10, '12  
     Sun Belt Conference (4) .....2016, '17, '18, '19  
         Division titles (Format began in 2018 — 3) .....2018, '19, 21  
 NCAA Bowl Games .....7  
     Years .....2015, '16, '17, '18, '19, '20, '21  
     Record .....6-1  
     Most Recent .....2021 Boca Raton Bowl

NCAA Division I FCS Playoff Appearances .....20  
     Years .....1986, '87, '89, '91, '92, '94, '95, '98, '99, '00, '01, '02, '05, '06, '07, '08, '09, '10, '11, '12  
 NCAA Division I FCS National Championships .....3  
     Years .....2005, '06, '07  
 NAIA Bowl Games .....9  
     Record .....3-6  
     Years .....1937, '38, '48, '49, '50 (2), '54 (2), '55  
 All-Americans .....96  
 Academic All-Americans .....7

**TEAM INFORMATION**

2022 Record .....6-6  
 2022 Sun Belt Conference Record/Finish .....3-5/4th East  
 Basic Offense .....Pro Tempo  
 Basic Defense .....3-4  
 Letterwinners Returning/Lost .....56/40  
     Offense .....23/22  
     Defense .....30/17  
     Specialists .....3/1  
 Starters Returning/Lost .....11/13  
     Offense .....6/5  
     Defense .....4/7  
     Specialists .....1/1

**2023 SCHEDULE**

Day	Date	Time	Opponent	TV
SAT.	SEPT. 2	3:30 P.M.	GARDNER-WEBB	ESPN+
Sat.	Sept. 9	5:15 p.m.	at North Carolina	ACC Network
SAT.	SEPT. 16	3:30 P.M.	EAST CAROLINA	ESPN+
Sat.	Sept. 23	7 p.m. ET (5 MT)	at Wyoming	CBS Sports Network
Sat.	Sept. 30		at ULM*	
TUES.	OCT. 10	7:30 P.M.	COASTAL CAROLINA*	ESPN2
Sat.	Oct. 21		at Old Dominion*	
SAT.	OCT. 28		SOUTHERN MISS*	
SAT.	NOV. 4		MARSHALL*	
Sat.	Nov. 11		at Georgia State*	
Sat.	Nov. 18		at James Madison*	
SAT.	NOV. 25		GEORGIA SOUTHERN*	
Sat.	Dec. 2	4 p.m. ET	Sun Belt Championship	ESPN or ABC

\* denotes Sun Belt Conference game  
 All times Eastern

**APP STATE ATHLETICS STRATEGIC COMMUNICATIONS**



**JOEY JONES**  
 SR. ASSOCIATE A.D. FOR STRATEGIC COMMUNICATIONS  
 FOOTBALL MEDIA CONTACT  
 MOBILE: 828-964-7183  
 EMAIL: jonesj7@appstate.edu



**BRET STRELOW**  
 ASSISTANT A.D. FOR STRATEGIC COMMUNICATIONS  
 SECONDARY FOOTBALL MEDIA CONTACT  
 MOBILE: 828-963-3069  
 EMAIL: strelowb@appstate.edu

ASSISTANT DIRECTORS: Katherine Jamtgaard, Matt Present  
 COMMUNICATIONS ASSISTANT: Jacob Plecker  
 MAILING ADDRESS: App State Athletics Strategic Communications, 425 Jack Branch Drive, Boone, NC 28608

**BRANDING**

**WHEN REFERENCING APP STATE, PLEASE USE:**

- App State
- Appalachian State University
- Mountaineers
- Pronunciation: app-uh-LATCH-in

**PLEASE DO NOT USE:**

- ASU
- Appalachian State
- Appy State
- AppState
- App. State
- Pronunciation: app-uh-LAY-chin


**APP STATE OFFICIAL MARKS**



Primary Block A



Secondary Block A



Secondary (Victory Yosef)







NUMERICAL ROSTER

#	Name	Ht.	Wt.	Pos.	Yr./Elig.	Hometown/High School (Previous College)
0	Milan Tucker	CB	5-11	180	5th-Yr. R-Jr.	Lehigh Acres, Fla./Fort Myers
1	Anderson Castle	RB	6-0	220	4th-Yr. Jr.	Boone, N.C./Watauga
2	Tyrek Funderburk	CB	6-0	185	6th-Yr. R-Sr.	Indian Trail, N.C./Metrolina Christian (Richmond)
2	Kaedin Robinson	WR	6-2	205	5th-Yr. R-Jr.	Asheville, N.C./Christ School (UCF)
3	Ahmani Marshall	RB	6-2	225	4th-Yr. Jr.	Winston-Salem, N.C./East Forsyth (Wake Forest)
4	Joey Aguilar	QB	6-3	220	Jr.	Antioch, Calif./Freedom (Diablo Valley C.C.)
4	Nick Ross	SAF	5-11	190	5th-Yr. Sr.	Marietta, Ga./Kell
5	Michael Fletcher	DE	6-6	275	5th-Yr. R-Jr.	Flint, Mich./Carman-Ainsworth (Michigan State)
5	Nate Noel	RB	5-10	190	4th-Yr. Jr.	Miami, Fla./Northwestern
6	Dashaun Davis	WR	5-9	175	5th-Yr. R-Jr.	Deerfield Beach, Fla./Deerfield Beach
6	EJ Jackson	SAF	6-0	195	5th-Yr. Sr.	Belle Glade, Fla./Glades Central (Marshall)
7	Andrew Parker Jr.	ILB	6-2	235	6th-Yr. R-Sr.	New Orleans, La./Sophie B. Wright (Arkansas)
8	Brendan Harrington	OLB	6-1	230	5th-Yr. R-Jr.	Pittsboro, N.C./Northwood
8	Dalton Stroman	WR	6-4	200	R-So.	Rockingham, N.C./Richmond Sr.
9	Jarrett Paul	DB	6-1	200	6th-Yr. R-Sr.	Brooklyn, N.Y./Paramus Catholic (Kansas)
10	Zahn Coakley	WR	6-1	195	Fr.	Dallas, Texas/The Oakridge School
10	DJ VanHook	CB	5-10	185	5th-Yr. Sr.	Long Beach, Calif./Millikan (Long Beach City)
11	Jordan Favors	SAF	5-11	195	R-So.	Griffin, Ga./Griffin
11	Grant Tucker	WR	6-3	190	Fr.	Charlotte, N.C./Charlotte Christian
12	Shawn Collins	DE	6-5	265	4th-Yr. R-So.	Montclair, N.J./Montclair (Rutgers)
12	Michael Hetzel	WR	5-11	195	4th-Yr. R-So.	Charlotte, N.C./Ardrey Kell
13	Christan Horn	WR	6-2	190	4th-Yr. Jr.	Columbia, S.C./Westwood
13	Trenton Alan Yowe	CB	6-2	185	4th-Yr. R-So.	Calera, Ala./Calera (Coahoma C.C.)
14	Jayden Bethea	ILB	6-1	230	Fr.	Lawrenceville, Ga./Dacula
14	Kanye Roberts	RB	5-11	200	R-Fr.	Teachey, N.C./Wallace-Rose Hill
15	Thomas Davis	OLB	6-2	235	R-So.	Valdosta, Ga./Lowndes (Miami)
15	Makai Jackson	WR	6-0	200	So.	Croydon, Pa./Harry S. Truman (Saint Francis)
16	David Hernandez	QB	6-0	210	5th-Yr. Sr.	Charlotte, N.C./Berry Academy
16	Omari Philyaw	CB	5-10	180	R-Fr.	Charlotte, N.C./Hough
17	Mason McHugh	QB	6-2	195	Fr.	Ferdinand, Idaho/IMG Academy
17	Jalik Thomas	SAF	5-11	200	4th-Yr. Jr.	Macon, Ga./Central (Hutchinson C.C.)
18	Ryan Burger	QB	6-3	205	R-Fr.	Myrtle Beach, S.C./Myrtle Beach
18	James Edwards	CB	5-10	190	R-Fr.	Clewiston, Fla./Clewiston
19	Cameron Estep	QB	6-0	190	Fr.	Charlotte, N.C./Charlotte Christian
19	Ethan Johnson	CB	5-11	195	So.	Huntersville, N.C./Hough
20	Jaylon Calhoun	RB	6-0	190	Fr.	Lakeland, Ga./Lanier County
20	Nathan Kibambe	OLB	5-11	220	6th-Yr. R-Sr.	Charlotte, N.C./Providence (Georgia Military)
21	DJ Burks	SAF	6-0	195	R-Fr.	Maryville, Tenn./Maryville
21	Reece Larson	WR	6-0	180	R-Fr.	Wellington, Fla./Wellington
22	Cash McVay	K	6-1	180	R-So.	Anaheim, Calif./Servite
22	DJ Porter	CB	6-0	175	Fr.	Spartanburg, S.C./Dorman
24	Scoobie Ford	WR	5-11	180	6th-Yr. R-Sr.	Atlanta, Ga./Marietta (Mississippi State)
24	Cahari Haynes	OLB	6-1	220	Fr.	Shelby, N.C./Burns
25	Jackson Greene	SAF	5-11	195	5th-Yr. R-Jr.	Boone, N.C./Watauga
26	Caden Sullivan	OLB	6-2	225	R-So.	Spartanburg, S.C./Boiling Springs
27	Ronald Clarke	SAF	6-0	200	4th-Yr. Jr.	Buford, Ga./Mill Creek
27	Michael Dipasquale	RB	5-10	200	Fr.	Wake Forest, N.C./Wake Forest
28	Zyeir Gamble	SAF	5-10	185	Fr.	Sumter, S.C./Sumter
28	Maquel Haywood	RB	5-8	195	Jr.	Wake Forest, N.C./Wake Forest (Navy)
29	Carter Everett	K	5-10	195	R-Fr.	Boone, N.C./Watauga
29	Santana Hopper	DE	6-2	255	R-Fr.	Shelby, N.C./Shelby
30	Carter Greene	SAF	6-0	200	R-Fr.	Shelby, N.C./Crest
31	Dyvon McKinney	SAF	6-0	205	4th-Yr. R-So.	Asheboro, N.C./Asheboro (Mercer)
33	Derrell Farrar	ILB	6-1	220	R-Fr.	Loganville, Ga./Grayson
34	Colton Phares	SAF	6-2	195	Fr.	Beaufort, S.C./Beaufort
35	Dylan Castoria	TE	6-2	235	R-So.	Davidson, N.C./Community School of Davidson
35	Jack Scroggs	ILB	6-1	235	5th-Yr. R-Jr.	Buford, Ga./Buford (Wofford)
36	Kevon Haigler	DE	6-1	250	4th-Yr. Jr.	Hartsville, S.C./Hartsville
37	Andre Hamilton	SAF	6-0	195	4th-Yr. R-So.	Concord, N.C./Jay M. Robinson
39	Tony Harris	CB	5-10	175	R-Fr.	Charlotte, N.C./Providence Day
40	Cole Becker	ILB	6-2	235	R-Fr.	Nashville, Tenn./Father Ryan
41	Conner Maynard	P	6-3	200	5th-Yr. R-Jr.	Mooreville, N.C./Hough (Miami of Ohio)
42	Christian Johnstone	LS	6-3	255	5th-Yr. R-Jr.	Loganville, Ga./Archer
42	Braxton Veiga	ILB	6-1	215	Fr.	Greensboro, N.C./Eastern Guilford
43	Ryan McKinnis	ILB	6-2	225	Fr.	Buford, Ga./Buford
44	Brodrick Gooch	OLB	6-0	220	R-Fr.	Cornelius, N.C./Hough
44	Jake Mann	LS	5-9	235	R-So.	Chapel Hill, N.C./Northwood (Oklahoma)
45	Trevor Moffitt	ILB	6-1	225	R-So.	Bushnell, Fla./South Sumter

ALPHABETICAL

No.	Name	Pos.
97	Abrams-Verwayne, Kevin	DE
4	Aguilar, Joey	QB
56	Arnholt, Kyle	ILB
40	Becker, Cole	ILB
47	Bell, Romelo	OLB
14	Bethea, Jayden	ILB
58	Bradford, Blake	OL
18	Burger, Ryan	QB
84	Burkey, Ayden	WR
21	Burks, DJ	SAF
20	Calhoun, Jaylon	RB
1	Castle, Anderson	RB
35	Castoria, Dylan	TE
91	Clark, Markus	DT
27	Clarke, Ronald	SAF
10	Coakley, Zahn	WR
12	Collins, Shawn	DE
75	Daley, Damion	OL
6	Davis, Dashaun	WR
77	Davis, Daniel	OL
15	Davis, Thomas	OLB
50	Dingle-Prince, DeAndre	DE
27	Dipasquale, Michael	RB
80	Drag, Max	TE
89	Drews, August	TE
18	Edwards, James	CB
19	Estep, Cameron	QB
29	Everett, Carter	K
33	Farrar, Derrell	ILB
11	Favors, Jordan	SAF
5	Fletcher, Michael	DE
24	Ford, Scoobie	WR
2	Funderburk, Tyrek	CB
28	Gamble, Zyeir	SAF
53	Gano, Jake	OL
70	Gentry, Thornton	OL
81	Gibbs, Miller	TE
44	Gooch, Brodrick	OLB
25	Greene, Jackson	SAF
30	Greene, Carter	SAF
36	Haigler, Kevon	DE
37	Hamilton, Andre	SAF
86	Hamlett, Kanen	TE
8	Harrington, Brendan	OLB
39	Harris, Tony	CB
24	Haynes, Cahari	OLB
28	Haywood, Maquel	RB
54	Helms, Isaiah	OL
16	Hernandez, David	QB
98	Hertz, Jason	DL
12	Hetzel, Michael	WR
29	Hopper, Santana	DE
13	Horn, Christan	WR
99	Hughes, Michael	K
15	Jackson, Makai	WR
6	Jackson, EJ	SAF
19	Johnson, Ethan	CB
90	Johnson, Nate	DE
42	Johnstone, Christian	LS
95	Kelley, Montez	DL
20	Kibambe, Nathan	OLB
49	Lake, Mitchell	P
85	Larkins, David	TE
21	Larson, Reece	WR
82	Lawson Jr., Chris	WR
52	Leon, Orlando	OLB
73	Lindsay, Jaden	OL
44	Mann, Jake	LS





#	Name	Ht.	Wt.	Pos.	Yr./Elig.	Hometown/High School (Previous College)
46	Isaiah McGuffin	ILB	6-0	220	Fr.	Winston-Salem, N.C./Oak Grove
47	Romelo Bell	OLB	6-3	230	Fr.	White Hall, Ark./Pulaski Academy
48	Deshawn McKnight	DL	6-3	285	Jr.	Sumter, S.C./Sumter
49	Mitchell Lake	P	5-11	195	Fr.	Brisbane, Australia/Saint Peters Lutheran
49	Randy Marion III	ILB	6-0	205	Fr.	Mooresville, N.C./IMG Academy
50	DeAndre Dingle-Prince	DE	6-0	280	4th-Yr. Jr.	Sanford, N.C./Lee County
51	Cayden Sweatt	OL	6-4	285	Fr.	Bremen, Ga./Bremen
52	Orlando Leon	OLB	6-2	225	R-Fr.	Boone, N.C./Watauga
53	Jake Ganoe	OL	6-2	280	R-Fr.	Cary, N.C./Panther Creek
54	Isaiah Helms	OL	6-3	295	5th-Yr. Sr.	Hudson, N.C./West Caldwell (Western Carolina)
54	Danny Stevens	DL	6-4	265	Fr.	Charlotte, N.C./Charlotte Christian
55	Seth Williams	OL	6-4	300	4th-Yr. R-So.	Statesville, N.C./Statesville
56	Kyle Arnholt	ILB	6-2	225	R-So.	Roanoke, Va./Lord Botetourt
57	Austin Shook	K	6-0	205	4th-Yr. R-So.	Waxhaw, N.C./Parkwood
58	Blake Bradford	OL	6-6	245	Fr.	Denver, N.C./East Lincoln
59	Jack Murphy	OL	6-4	295	4th-Yr. R-So.	Fairfax, Va./Bishop O'Connell (Marshall)
60	Ethan Ryan	OL	6-3	290	4th-Yr. R-So.	Summerfield, N.C./No. Guilford (UNC Pembroke)
62	Bucky Williams	OL	6-3	300	6th-Yr. R-Sr.	Ringgold, Ga./Ringgold (Austin Peay)
63	Jayden Ramsey	OL	6-6	295	R-So.	Anderson, S.C./Westside
70	Thornton Gentry	OL	6-4	305	R-So.	Chapin, S.C./Chapin (NC State)
72	Markell Samuel	OL	6-4	295	4th-Yr. R-So.	Fayetteville, N.C./E.E. Smith
73	Jaden Lindsay	OL	6-3	300	R-So.	Winston-Salem, N.C./East Forsyth
74	Griffin Scroggs	OL	6-3	325	R-Fr.	Grayson, Ga./Grayson (Georgia)
75	Damion Daley	OL	6-4	300	6th-Yr. R-Sr.	Columbia, S.C./Ridge View (Georgia Military)
76	Logan Ridolph	OL	6-5	295	Fr.	Wesley Chapel, Fla./Wiregrass Ranch (Missouri St.)
77	Daniel Davis	OL	6-6	275	Fr.	Winston-Salem, N.C./Oak Grove
78	Joseph Solomon	OL	6-5	275	4th-Yr. R-So.	Indianapolis, Ind./Bishop Chatard (Tulane)
80	Max Drag	TE	6-4	235	Fr.	Chapin, S.C./Chapin
81	Miller Gibbs	TE	6-4	245	6th-Yr. R-Sr.	Davidson, N.C./Hough
82	Chris Lawson Jr.	WR	6-0	180	Fr.	Columbia, S.C./Ridge View
83	Coen Sutton	WR	6-2	200	R-So.	Charlotte, N.C./Hough
84	Ayden Burkey	WR	5-11	175	R-Fr.	Waxhaw, N.C./Myers Park (Virginia Tech)
85	David Larkins	TE	6-5	255	R-So.	Cincinnati, Ohio/Elder
86	Kanen Hamlett	TE	6-4	240	R-Fr.	Madison, Ala./Madison Academy
87	Eli Wilson	TE	6-3	240	4th-Yr. Jr.	Piedmont, S.C./Wren
88	Donovan Spellman	OLB	6-4	230	So.	Greenville, N.C./Clayton
89	August Drews	TE	6-5	245	4th-Yr. R-So.	Sarasota, Fla./Sarasota
90	Nate Johnson	DE	6-5	230	Fr.	Gaffney, S.C./Gaffney
91	Markus Clark	DT	6-1	290	So.	Hoover, Ala./Hoover
92	AJ Mebane	DE	6-3	250	Fr.	Durham, N.C./Southern Durham
93	KaRon White	DT	6-2	290	R-So.	Harvest, Ala./Sparkman
94	Stephen Passeggiata	DE	6-2	250	4th-Yr. R-So.	Wellington, Fla./Wellington
95	Montez Kelley	DL	6-5	250	4th-Yr. Jr.	Cincinnati, Ohio/Purcell Marian (Tiffin)
96	Josiah Wyatt	DE	6-4	245	R-Fr.	Buford, Ga./Buford
97	Kevin Abrams-Verwayne	DE	6-3	240	4th-Yr. R-So.	Marietta, Ga./Marietta (Garden City C.C.)
98	Jason Hertz	DL	6-4	250	Fr.	Indian Trail, N.C./Porter Ridge
99	Michael Hughes	K	6-3	190	Jr.	Charleston, W.Va./George Washington

No.	Name	Pos.
49	Marion III, Randy	ILB
3	Marshall, Ahmani	RB
41	Maynard, Conner	P
46	McGuffin, Isaiah	ILB
17	McHugh, Mason	QB
31	McKinney, Dyvon	SAF
43	McKinnis, Ryan	ILB
48	McKnight, Deshawn	DL
22	McVay, Cash	K
92	Mebane, AJ	DE
45	Moffitt, Trevor	ILB
59	Murphy, Jack	OL
5	Noel, Nate	RB
7	Parker Jr., Andrew	ILB
94	Passeggiata, Stephen	DE
9	Paul, Jarrett	DB
34	Phares, Colton	SAF
16	Philyaw, Omari	CB
88	Pinckney, Jacoby	WR
22	Porter, DJ	CB
63	Ramsey, Jayden	OL
76	Ridolph, Logan	OL
14	Roberts, Kanye	RB
2	Robinson, Kaedin	WR
4	Ross, Nick	SAF
60	Ryan, Ethan	OL
72	Samuel, Markell	OL
74	Scroggs, Griffin	OL
35	Scroggs, Jack	ILB
57	Shook, Austin	K
78	Solomon, Joseph	OL
88	Spellman, Donovan	OLB
54	Stevens, Danny	DL
8	Stroman, Dalton	WR
26	Sullivan, Caden	OLB
83	Sutton, Coen	WR
51	Sweatt, Cayden	OL
17	Thomas, Jalik	SAF
0	Tucker, Milan	CB
11	Tucker, Grant	WR
10	VanHook, DJ	CB
42	Veiga, Braxton	ILB
93	White, KaRon	DT
55	Williams, Seth	OL
62	Williams, Bucky	OL
87	Wilson, Eli	TE
96	Wyatt, Josiah	DE
13	Yowe, Trenton Alan	CB

### PRONUNCIATION GUIDE

**Appalachian** ..... app-uh-LATCH-in  
 (Joey) **Aguilar** ..... AG-uh-lar  
 (Jayden) **Bethea** ..... buh-THAY-uh  
**Jaylon** (Calhoun) ..... JAY-lun  
**Zahn** (Coakley) ..... zon  
**Dashaun** (Davis) ..... duh-SHAHN  
 (Michael) **Dipasquale** ..... dee-puh-SQUAL-ay  
 (Cameron) **Estep** ..... EE-step  
**Derrell Farrar** ..... duh-RELL furr-ARE  
**Tyrek** (Funderburk) ..... TIE-reek  
**Zyeir** (Gamble) ..... Zie-EAR  
**Kevon Haigler** ..... KEV-AHN HAY-glur  
**Cahari** (Haynes) ..... kuh-HARR-ee  
**Maquel** (Haywood) ..... muh-KELL  
 (Michael) **Hetzel** ..... HETZ-ull  
**Christian** (Horn) ..... like Christian  
**Ahmani** (Marshall) ..... uh-MAHN-ee

(Conner) **Maynard** ..... MAY-nurd  
**Deshawn** (McKnight) ..... DAY-shahn  
 (AJ) **Mebane** ..... meh-ben  
 (Trevor) **Moffitt** ..... MOFF-it  
 (Nate) **Noel** ..... no-ELL  
 (Stephen) **Passeggiata** ..... pass-uh-gee-AH-tuh  
 (Colton) **Phares** ..... FAIR-es  
**Omari Philyaw** ..... oh-MAR-ee FILL-yaw  
 (Logan) **Ridolph** ..... RIDE-olph  
**Kaedin** (Robinson) ..... KAY-din  
**Coen** (Sutton) ..... COE-in  
**Milan** (Tucker) ..... muh-LAHN  
**KaRon** (White) ..... kuh-RON  
 (Trenton Alan) **Yowe** ..... Yow (rhymes with Wow)  
**COACHES/STAFF**  
 (Victor) **Cabral** ..... cuh-BRAWL  
 (Matt) **Greenhalgh** ..... GREEN-hall





GEOGRAPHICAL ROSTER

2023 ROSTER



**ALABAMA (4)**

Calera:	Trenton Alan Yowe
Harvest:	KaRon White
Hoover:	Markus Clark
Madison:	Kanen Hamlett

**ARKANSAS (1)**

White Hall:	Romelo Bell
-------------	-------------

**CALIFORNIA (3)**

Anaheim:	Cash McVay
Antioch:	Joey Aguilar
Long Beach:	DJ VanHook

**FLORIDA (10)**

Belle Glade:	EJ Jackson
Bushnell:	Trevor Moffitt
Clewiston:	James Edwards
Deerfield Beach:	Dashaun Davis
Lehigh Acres:	Milan Tucker
Miami:	Nate Noel
Sarasota:	August Drews
Wellington:	Reece Larson
Wellington:	Stephen Passeggiata
Wesley Chapel:	Logan Ridolph

**GEORGIA (17)**

Atlanta:	Scoobie Ford
Bremen:	Cayden Sweatt
Buford:	Ronald Clarke
Buford:	Ryan McKinnis
Buford:	Jack Scroggs
Buford:	Josiah Wyatt
Grayson:	Griffin Scroggs
Griffin:	Jordan Favors
Lakeland:	Jaylon Calhoun
Lawrenceville:	Jayden Bethea
Loganville:	Derrell Farrar
Loganville:	Christian Johnstone
Macon:	Jalik Thomas
Marietta:	Kevin Abrams-Verwayne
Marietta:	Nick Ross
Ringgold:	Bucky Williams
Valdosta:	Thomas Davis

**IDAHO (1)**

Ferdinand:	Mason McHugh
------------	--------------

**INDIANA (1)**

Indianapolis:	Joseph Solomon
---------------	----------------

**LOUISIANA (1)**

New Orleans:	Andrew Parker
--------------	---------------

**MICHIGAN (1)**

Flint:	Michael Fletcher
--------	------------------

**NEW JERSEY (1)**

Montclair:	Shawn Collins
------------	---------------

**NEW YORK (1)**

Brooklyn:	Jarrett Paul
-----------	--------------

**NORTH CAROLINA (49)**

Asheboro:	Dyvon McKinney
Asheville:	Kaedin Robinson
Boone:	Anderson Castle
Boone:	Carter Everett
Boone:	Jackson Greene
Boone:	Orlando Leon
Cary:	Jake Ganoe
Chapel Hill:	Jake Mann
Charlotte:	Cameron Estep
Charlotte:	Tony Harris
Charlotte:	David Hernandez
Charlotte:	Michael Hetzel
Charlotte:	Nathan Kibambe
Charlotte:	Omari Philyaw
Charlotte:	Coen Sutton
Charlotte:	Danny Stevens
Charlotte:	Grant Tucker
Concord:	Andre Hamilton
Cornelius:	Brodrick Gooch
Davidson:	Miller Gibbs
Denver:	Blake Bradford
Durham:	AJ Mebane
Fort Bragg:	Markell Samuel
Greensboro:	Braxton Veiga
Greenville:	Donovan Spellman
Hudson:	Isaiah Helms
Huntersville:	Dylan Castoria
Huntersville:	Ethan Johnson
Indian Trail:	Tyrek Funderburk
Indian Trail:	Jason Hertz
Mooreville:	Randy Marion III
Mooreville:	Conner Maynard
Pittsboro:	Brendan Harrington
Rockingham:	Dalton Stroman
Sanford:	DeAndre Dingle-Prince
Shelby:	Carter Greene
Shelby:	Cahari Haynes
Shelby:	Santana Hopper
Statesville:	Seth Williams
Summerfield:	Ethan Ryan
Teachey:	Kanye Roberts
Wake Forest:	Michael Dipasquale
Wake Forest:	Maquel Haywood

Waxhaw:	Ayden Burkey
Waxhaw:	Austin Shook
Winston-Salem:	Daniel Davis
Winston-Salem:	Jaden Lindsay
Winston-Salem:	Ahmani Marshall
Winston-Salem:	Isaiah McGuffin

**OHIO (2)**

Cincinnati:	Montez Kelley
Cincinnati:	David Larkins

**PENNSYLVANIA (1)**

Croydon:	Makai Jackson
----------	---------------

**SOUTH CAROLINA (15)**

Anderson:	Jayden Ramsey
Beaufort:	Colton Phares
Chapin:	Max Drag
Chapin:	Thorntan Gentry
Columbia:	Damion Daley
Columbia:	Christan Horn
Columbia:	Chris Lawson Jr.
Gaffney:	Nate Johnson
Hartsville:	Kevon Haigler
Myrtle Beach:	Ryan Burger
Piedmont:	Eli Wilson
Spartanburg:	DJ Porter
Spartanburg:	Caden Sullivan
Sumter:	Zyeir Gamble
Sumter:	Deshawn McKnight

**TENNESSEE (2)**

Maryville:	DJ Burks
Nashville:	Cole Becker

**TEXAS (1)**

Dallas:	Zahn Coakley
---------	--------------

**VIRGINIA (2)**

Fairfax:	Jack Murphy
Roanoke:	Kyle Arnholt

**WEST VIRGINIA (1)**

Charleston:	Michael Hughes
-------------	----------------

**AUSTRALIA (1)**

Brisbane:	Mitchell Lake
-----------	---------------





# AT A GLANCE

UNIVERSITY AT A GLANCE

The premier public undergraduate institution in the Southeast, Appalachian State University provides a rigorous and challenging academic environment in which students actively develop their intellectual, personal and professional growth — and does so while maintaining a highly competitive tuition rate.



## “Top” and “Best” College

Forbes magazine and The Princeton Review

#1 Most Innovative School

#2 Best Undergraduate Teaching

#2 Best College for Veterans

#3 Top Public School

U.S. News & World Report

# 20,436

TOTAL ENROLLMENT



#1 IN THE SUN BELT CONFERENCE  
**GRADUATION RATE**

#3 **GRADUATION RATE**  
IN THE UNC SYSTEM (Fall 2016 cohort, 6-year rate)



**SOLAR VEHICLE TEAM  
INTERNATIONAL WINNERS  
TOP 3 SINCE 2016**

#1 2021  
#2 2022



**#1 IN THE NATION  
NATIONAL BOARD  
CERTIFIED TEACHERS**  
7th consecutive year

**30%** RURAL UNDERGRADUATE  
STUDENT ENROLLMENT  
Fall 2022

**31%** FIRST-GENERATION  
UNDERGRADUATE  
STUDENT ENROLLMENT  
Fall 2022

TOTAL UNDERREPRESENTED  
STUDENT ENROLLMENT:

**18.6%**

**66% increase since 2014**  
(total underrepresented student population)

**100% increase since 2014**  
(first-year underrepresented student population)

Achievements under Chancellor Sheri Everts' leadership and establishment of enrollment initiatives.

Student-Athletes Exceed Cumulative 3.0 GPA for 22 Consecutive Semesters

11 Sun Belt Conference Championships won since 2016

**#6**

among 4-year public & private NC schools  
for lowest average student debt

(Institute for College Access & Success, 2019-20 cohort)

[www.appstate.edu/about/](http://www.appstate.edu/about/)





# DR. SHERI EVERTS | CHANCELLOR

ADMINISTRATION



**DR. SHERI EVERTS** joined Appalachian State University as its eighth leader in July 2014. Previously, she had been provost and vice president for academic affairs at Illinois State University since 2008.

Under Chancellor Everts' leadership, App State has distinguished itself as the premier public undergraduate institution in the Southeast. By ensuring a sound foundation in terms of the university's physical infrastructure and the goals and strategic initiatives that empower

human potential, App State provides the highest quality setting in which students can grow and learn how to navigate life successfully.

Since Everts joined the university in 2014, App State has grown its enrollment and diversity — steadily increasing the number of rural, first-generation and underrepresented students each year. App State enrolls more than 20,000 students and, in fall 2022, the institution welcomed its most diverse student body to date — with nearly 19% of the total population being racially and/or ethnically underrepresented students.

Everts will open the new App State Hickory campus to students in fall 2023, extending access to a high-quality App State education to the Greater Hickory area. More than 100 undergraduate programs, as well as on-site student support services and resources, will be available at the Hickory campus.

On July 1, 2023, Chancellor Everts began her two-year term as president of the NCAA Division I Sun Belt Conference, in which 15 of App State's 17 varsity sports teams compete. Previously, Everts served as conference vice president from 2021 to 2023, and she was instrumental in the Sun Belt Conference realignment. In spring 2023, App State student-athletes marked 22 consecutive semesters of achieving a cumulative GPA above 3.0.

Under Chancellor Everts' leadership, the university has undertaken several major projects, including a \$191 million residence hall project, a north end zone facility at Kidd Brewer Stadium, an expansion of the Child Development Center and multiple building renovations. Construction began this summer on the first development phase of App State's Innovation District, including

the district's first academic facility — the Conservatory for Biodiversity Education and Research — and nearly 160 units of faculty and staff housing. The district's facilities will be powered by a zero-carbon energy system.

In 2016, Everts launched the Chancellor's Innovation Scholars Program to support research and practice related to the innovation of higher education. In 2018, she cut the ribbon on the Levine Hall of Health Sciences — the first completed project as part of the \$2 billion Connect NC Bond referendum. That same year, she also led the charge in opening the Appalachian State University Academy at Middle Fork in Walkertown, North Carolina, which serves approximately 300 K-5 students with research-based practices, state-of-the-art literacy instruction, and exemplary classroom instruction and administration. App State opened its second lab school, the Appalachian State University Academy at Elkin, to approximately 100 students in second through fourth grades in fall 2022. The university continues to be a leader in sustainability, in part by hosting the annual Appalachian Energy Summit — a platform through which UNC System campuses and state agencies have worked together to avoid \$1.75 billion in utility costs.

A Nebraska native and first-generation college graduate, Everts graduated from the University of Nebraska-Lincoln in 1980 with a bachelor's degree in English instruction and secondary education. After teaching middle school and high school English in Kansas and Nebraska, she returned to UNL, where she earned a master's degree in literacy education and English (1991) and a doctorate in administration, curriculum and instruction (1994).

Everts began her higher education career in 1994 as an assistant professor in the Department of Teacher Education at the University of Nebraska Omaha. Rising through the academic and administrative ranks at UNO, she was named assistant vice chancellor for academic and student affairs in 2000, promoted to associate vice president in 2003 and named interim senior vice chancellor for academic and student affairs in 2006. She served in that interim capacity until June 30, 2008, when she left Nebraska to become provost and vice president for academic affairs at Illinois State University. Everts served as interim president of ISU in summer 2013.

— Visit [chancellor.appstate.edu](http://chancellor.appstate.edu) to learn more about Chancellor Everts and her vision for App State's future.





# DOUG GILLIN | DIRECTOR OF ATHLETICS



Entering his ninth year in Boone, **Doug Gillin** has overseen the rise of App State Athletics as a nationally relevant program at the highest level of college sports.

Hired by Chancellor Sheri Everts as the school's Director of Athletics on Feb. 27, 2015 and officially beginning the role on April 6, 2015, Gillin has overseen progress in all facets of an athletics department that was in the beginning stages of its transition from FCS football and Southern Conference membership to FBS football and the

Sun Belt Conference upon his arrival.

An exciting 2022-23 for App State Athletics included an unforgettable September stretch in which App State's football program earned a first-ever visit from ESPN's College GameDay thanks to a 17-14 win at No. 6 Texas A&M, then followed a GameDay appearance that featured 2.8 million television viewers with a dramatic victory against Troy courtesy of a final-play Hail Mary.

One of four national Under Armour Athletics Directors of the Year in 2019-20, Gillin has led the way for App State to be recognized as one of the hottest rising athletics departments thanks to Mountaineer student-athletes outpacing peers academically; major facility and game day experience enhancements; negotiating home football games against top-tier programs; record-setting donations and fan engagement; and raising the school's national profile with championship-winning programs and elevated media exposure.

Under Gillin, part of App State Athletics' stated mission is to "support the educational mission of the university," doing so by adhering to four core values:

**ACADEMIC INTEGRITY:** App State student-athletes completed their 22nd straight semester - more than a decade - with a 3.0 cumulative GPA in spring 2023. The Mountaineers regularly lead Sun Belt schools in student-athlete grade point average and academic honor roll members.

**SOCIAL RESPONSIBILITY:** With 14,460 volunteer hours by its student-athletes in 2019-20, App State Athletics finished second overall in the NCAA Division I Team Works Community Service competition organized by Helper Helper. Eight Mountaineer programs finished in the top 10 of their respective sports in the NCAA Division I Team Works Community Service competition.

**COMPETITIVE EXCELLENCE:** Gillin has helped oversee one of the most successful transitions to the FBS level of football in history.

App State was the first college football program to win bowl games in each of its first six eligible FBS seasons and to earn a bowl berth in each of its first seven eligible seasons. The team's record of 79-25 from 2015-22 trailed only Alabama, Clemson, Ohio State, Oklahoma and Georgia among FBS schools.

The Mountaineers won four straight Sun Belt championships from 2016-19 and added an East division title in 2021.

The 2019 squad became the first Sun Belt or North Carolina FBS school to win 13 games. It finished 18th and 19th in the national polls, the best by a Sun Belt school at the time.

While navigating the many challenges of the COVID-19 pandemic in 2020-21, the men's basketball team captured its first Sun Belt Tournament Championship and earned its first NCAA Tournament berth since 2000.

Other team championships under Gillin's watch include 2016, 2017, 2018, 2019, 2022 and 2023 SoCon wrestling, 2016 Sun Belt women's indoor track and field, 2016 and 2018 Sun Belt women's cross country, 2017 and 2019 Sun Belt men's cross country, 2019 Sun Belt women's tennis and the 2019 WBI tournament.

**WORLD-CLASS EXPERIENCE:** An emphasis on enhancing the health and well-being for App State student-athletes has seen the institution of the AppFuel nutrition program, the hiring of the department's first full-time dietitian (and then adding another) and first full-time sports psychologist, and a bolstering of the availability of team physicians, orthopedic care and physical therapists.

Thanks to record-setting donations toward the \$60 million Mountaineer



THE GILLIN FAMILY

Impact initiative, which reached its goal in August 2021, major facility projects that have been completed under Gillin's watch include the Kidd Brewer Stadium north end zone facility, the Randy Marion Track & Field Facility at Appalachian 105, the Mark E. Harrill Basketball Practice Facility, video boards at Kidd Brewer and the Holmes Convocation Center, and new AstroTurf fields at football, baseball and soccer. Appalachian 105 will also be the new home of the softball and tennis programs. Ongoing upgrades are in the works for almost every App State sport as part of a new upcoming fundraising initiative that will help the Mountaineers continue to compete at a championship level in the improved Sun Belt Conference.

The 2022-23 athletics season saw record-breaking crowds visit Boone in several sports, including Sun Belt and App State season attendance records in football for the second straight year. Six of the seven home football games sold out.

Before arriving in Boone, Gillin was the deputy director of athletics at the University of Missouri from 2012-15, playing a prominent role in the Tigers' transition to the Southeastern Conference. He also spent time early in his career on college campuses at Lehigh, New Mexico, Missouri and Syracuse, while holding senior leadership positions at ISP Sports/IMG College from 2002-12.

The Binghamton, N.Y., native was a four-year letterman in ice hockey at SUNY Cortland from 1987-91. He graduated from SUNY Cortland in 1991 with a B.S. in physical education (sports management concentration). He went on to earn a master's degree in physical education from Ohio University in 1993.

Gillin and his wife, Leslie, have three children: daughters Shea and Lia and son Chase.





**SHAWN CLARK**  
HEAD COACH  
FOURTH FULL SEASON  
APP STATE, 1998

After coming back to Boone to coach at his alma mater, Shawn Clark not only became App State's head coach, but he has begun his tenure with a record-breaking bowl victory, a nine-win debut season in 2020, a 10-win regular season in 2021 and a top-10 win against the SEC to trigger a visit from ESPN's College GameDay in 2022.

Hired as the 22nd head football coach in App State history on Dec. 13, 2019, Clark was the only first-year FBS head coach in 2020 to win at least nine games, and he followed that by directing the Mountaineers to a 2021 Sun Belt East Division title during a 10-4 season.

A 17-14 win at No. 6 Texas A&M in 2022 — the program's highest-profile victory since the 2007 upset of Michigan — led to ESPN's College GameDay airing from Boone the following week.

With App State alum/country music star Luke Combs picking his alma mater as ESPN's guest picker and Lee Corso putting on the giant Yosef head, the Mountaineers delivered with a dramatic victory against Troy.

Clark, whose contract runs through the 2026 season, has a 26-13 record after his third full season.

He made his official head coaching debut while leading the Mountaineers to a 31-17 victory against UAB in the 2019 R+L Carriers New Orleans Bowl eight days after his introductory press conference. Ranked 18th in the final Amway Coaches Poll of the season, App State went 13-1 to become the first Sun Belt team and the first FBS team from North Carolina to win 13 games in a season.

In 2020, while playing in the nation's No. 5-ranked league, the Mountaineers secured a Myrtle Beach Bowl title and were one of just 13 teams nationally with at least nine victories — the three losses were against teams with a combined 28-5 record. They were the outright leader in wins by an



FBS program in the state of North Carolina for the third straight year and either the outright leader or co-leader for the sixth straight year.

In 2021, the Mountaineers' 10-2 regular season included signature wins against in-state foe East Carolina (36,752 fans witnessed App State jump out to a 33-9 lead in Charlotte's Bank of America Stadium against the AAC's third-place finisher), longtime rival Marshall, 14th-ranked Coastal Carolina and Black Saturday rival Georgia Southern (the 27-3 win tied for App State's second-largest margin of victory over the Eagles).

Reaching double-figure wins in 2021, App State became one of just eight FBS programs with at least five 10-win seasons since 2015.

Clark has helped lead record-setting runs to conference titles and bowl victories, not just at App State, where he played from 1994-98 and had served as an assistant since 2016, but also in four other leagues during his two decades of college coaching experience.

Working for championship-winning programs at Louisville and Eastern Kentucky before being part of a bowl win for Big Ten member Purdue and coaching at Kent State, Clark has also been a vital part of App State's historic FBS success.

Overseeing talented, hard-working offensive lines, he followed a December 2018 coaching change involving college teammate Scott Satterfield's departure for Louisville by excelling as an aggressive offensive play-caller in a 45-13 bowl victory against Middle Tennessee. With valuable experience at his disposal, Clark was promoted to assistant head coach before the 2019 season with Eliah Drinkwitz in his first year as a college head coach.

In each of Clark's four seasons coaching App State's offensive line, with the Mountaineers earning four straight Sun Belt Conference titles while compiling a 43-10 record in that span, the line ranked in the top 25 nationally in both rushing yards per game and fewest sacks allowed. The unit was recognized by the Joe Moore Award as one of the nation's top 15 offensive lines in 2018 and 2019, and all five starters on the 2019 line received All-Sun Belt Conference recognition.

An offensive lineman in college, Clark was a two-time All-American (1996 and 1998) and three-time all-conference selection (1995, 1996, 1998) for teams that went a combined 45-16 during his first five years in Boone. In fact, as a player during the 12-0 start in 1995 and a coach for the 2019 team that has set a single-season record for wins by an FBS program in the state of North Carolina, Clark has been part of the two App State teams to post 11 regular-season victories.

Clark graduated from App State with a bachelor's degree in criminal justice in 1998 and earned a master's degree in education from Louisville in 2003.



His wife, Jonelle, was a standout softball student-athlete at Eastern Kentucky and was inducted into EKU's Athletics Hall of Fame in 2008. The Clarks have two children: a daughter, Giana, and a son, Braxton.

Clark began his college coaching career at Louisville in 2001 and has been part of eight teams that won at least nine games. The Cardinals won a Conference USA championship and bowl game during an 11-2 season in 2001, when Clark was a graduate assistant, and he coached the offensive line at Eastern Kentucky from 2003-08.

The Colonels had a winning record in each of those six seasons, and Clark coached three All-Americans who went on to play in the NFL. Eastern Kentucky went a combined 17-7 with back-to-back league titles and FCS playoff appearances before Clark moved on to Purdue for a stint that ran from 2009-12. Two offensive linemen from the 2010 team were drafted, the Boilermakers capped a seven-win season in 2011 with a victory in the Little Caesars Pizza Bowl, and they made another bowl appearance a year later.

A head coaching change contributed to Clark re-



locating to Kent State, where he coached the offensive line from 2013-15. He was quickly promoted to run game coordinator at Kent State and served as the program's assistant head coach in 2015, before Satterfield brought his college teammate back to Boone.

In 2016, the Mountaineers led the Sun Belt in rushing offense (250.9 yards per game to rank No.

10 nationally as well as No. 2 in Sun Belt history) and ranked 16th nationally in sacks allowed.

The Mountaineers led the Sun Belt in both rushing yards and fewest sacks in 2017, as they allowed only eight sacks (No. 2 nationally) and averaged 223.6 rushing yards per game to rank 22nd nationally. App State averaged 315.8 rushing yards during its 4-0 finish and became the first Sun Belt program with three offensive linemen (Colby Gossett, Beau Nunn, Victor Johnson) named to the all-conference first team.

The 2018 team ranked 14th nationally in rushing yards per game (240.3) and 20th nationally with only 18 sacks allowed.

Offensive linemen Parker Collins, Gossett and Nunn joined NFL franchises after learning from Clark at App State, and Johnson was the only senior starter on an offensive line that helped the 2019 team rank 16th nationally at 231.4 rushing yards per game and tied for 17th with only 18 sacks allowed.

By defeating Louisiana in the 2019 Sun Belt Championship Game, App State joined Clemson and Oklahoma as FBS programs with at least four straight conference titles at the time.



**THE CLARK FAMILY:**  
SHAWN, JONELLE (WIFE), BRAXTON (SON), GIANA (DAUGHTER)

**COACH CLARK AT A GLANCE**

**Name** ..... Shawn Clark  
**Birthdate** ..... Aug. 16, 1975  
**Hometown** ..... Charleston, W. Va.  
**High School** ..... George Washington  
**College** ..... App State, 1998  
 ..... (B.S., criminal justice)  
**Wife:** ..... Jonelle (Csora)  
**Children:** ..... Giana, Braxton  
**Twitter** ..... @coach\_sclark

**YEARS AS A PLAYER (OFFENSIVE GUARD)**

Year	Record	Honors
1994:	9-4	True freshman starter
1995:	12-1 (SoCon champs)	All-SoCon
1996:	7-4	All-SoCon, Third-team All-American
1997:	7-4	Redshirted
1998:	10-3	All-SoCon, First-team All-American

**YEARS AS A COACH**

2001-02:	Louisville (Graduate Assistant)
2003-08:	Eastern Kentucky (Offensive Line)
2009-12:	Purdue (Offensive Line)
2013-15:	Kent State (Offensive Line)
2016-18:	App State (Co-Offensive Coordinator/OL)
2019:	App State (Assistant Head Coach/OL)
2020-present:	App State (Head Coach)

**ASSISTANT AT APP STATE (43-10 RECORD)**

Year	Overall	League (Finish)	Bowl (W/L)
2016	10-3	7-1 (T-1st)	Camellia (W)
2017	9-4	7-1 (T-1st)	Dollar General (W)
2018	11-2	7-1 (1st, SBC title game win)	New Orleans (W)
2019	13-1	7-1 (1st, SBC title game win)	New Orleans (W)

**HEAD COACH AT APP STATE (26-13 RECORD)**

Year	Overall	League (Finish)	Bowl (W/L)
2019	1-0	Took over after regular season	New Orleans (W)
2020	9-3	6-2 (2nd East, 3rd Overall)	Myrtle Beach (W)
2021	10-4	7-1 (1st East, 2nd Overall)	Boca Raton (L)
2022	6-6	3-5 (4th East)	





FRANK PONCE

OFFENSIVE COORDINATOR/QUARTERBACKS
8TH SEASON AT APP STATE (1ST BACK IN BOONE)
17TH SEASON OVERALL
ALMA MATER: FLORIDA INTERNATIONAL, 1997

Frank Ponce rejoined head coach Shawn Clark's staff as offensive coordinator and quarterbacks coach in January 2023.

Ponce served as the Mountaineers' co-offensive coordinator (passing game) and quarterbacks

coach for six seasons from 2013-18 and then as offensive coordinator and quarterbacks coach in 2021. He was the passing game coordinator and quarterbacks coach for the Miami Hurricanes in his hometown during the 2022 season.

Over the course of his two previous stints in Boone, Ponce helped the Mountaineers win three Sun Belt Championships and reach another Sun Belt title game, as well as lead offenses that broke several school records.

As App State's offensive coordinator in 2021, Ponce oversaw quarterback Chase Brice set a single-season program record for passing yards (3,337) as the Mountaineers extended their FBS-leading streak of consecutive years with a 1,000-yard rusher to 10 while averaging 34.5 points per game. The offense helped App State post a 10-win regular season and win the Sun Belt's East Division title.

After helping lead App State to a 48-16 record and three consecutive Sun Belt championships during his first five FBS seasons in Boone, Ponce followed Scott Satterfield to Louisville after the 2018 season and spent 2019 and 2020 as the Cardinals' quarterbacks coach and passing game coordinator.

The detail-oriented Ponce oversaw the 2019 development of Louisville quarterback and new full-time starter Malik Cunningham, who set the school record with a passing efficiency rating of 194.45 — a number that would have ranked No. 2 nationally with one more pass attempt.

Cunningham threw for 4,682 yards with 42 touchdowns, rushed for 1,091 yards with 13 touchdowns and completed 63.6 percent of his throws in his two seasons with Ponce, becoming the only Louisville quarterback to ever have four touchdown passes of at least 75 yards.

Three-year App State starter Zac Thomas was a relatively unknown commodity replacing record-breaking quarterback Taylor Lamb back in 2018, and Ponce helped Thomas make an immediate splash as a first-year starter who developed into the Sun Belt's Offensive Player of the Year with 2,039 passing yards, 504 rushing yards, 21 passing touchdowns, 10 rushing touchdowns and just six interceptions during an 11-2 season.

Ponce excelled as a high school coach in his home state of Florida from 1992-2006 before joining Mario Cristobal's staff at FIU as the wide receivers coach from 2007-12, with Satterfield working alongside both of them from 2010-11 as FIU's offensive coordinator. When Satterfield became App State's head coach in 2013, he hired Ponce to coordinate the Mountaineers' passing game and coach quarterbacks.

Under Ponce's mentorship, Lamb finished his App State career as the school and Sun Belt record holder with 90 touchdown passes. The only FBS quarterbacks in 2017 with career totals of at least 9,000 passing yards and 2,000 rushing yards were Lamb, Ohio State's J.T. Barrett and Louisville's Lamar Jackson.

With 27 touchdown passes and six interceptions as a senior, Lamb had the third-best season for an App State quarterback in terms of touchdown-to-interception ratio, and he led the conference in passing efficiency during three of his four seasons.

As a first-year App State assistant, one season before Lamb became the starter as a redshirt freshman, Ponce directed the Southern Conference's second-ranked passing attack (271.8 yards per game). He helped quarterback Kameron Bryant set a school record for single-season completion percentage (71.2) and throw for 2,713 yards even though Bryant came into the season with just 13 snaps under his belt.

Ponce is also renowned for his recruiting ability, as he was named the Sun Belt's top recruiter by ESPN.com in 2010.

He coached six of the top 10 receivers in FIU history during his six seasons with the Golden Panthers. His most notable pupil at FIU was three-time All-American T.Y. Hilton, who has played 11 years in the NFL with the Indianapolis Colts and Dallas Cowboys.

Prior to FIU, Ponce was one of the top high school coaches in football-rich south Florida, serving as the head coach and offensive coordinator at tradition-laden Miami Senior High from 2004-06 and the head coach at Coral Reef High from 2002-03. He began his coaching career with stints as an assistant at

La Progresiva Presbyterian School (offensive coordinator - 1992), Coral Gables High (quarterbacks/wide receivers - 1993-96), Miami Northwestern High (quarterbacks - 1998), Miami Central High (offensive coordinator/quarterbacks - 1999-2000) and Miami Killian High (offensive coordinator - 2001). As a coach at Miami Central, he mentored Willis McGahee, who went on to become an All-America running back at the University of Miami and a two-time NFL Pro Bowler.

A native of Miami, Ponce enjoyed a decorated playing career as a quarterback at Miami Senior, where he was the team MVP and a finalist for the 1988 Miami Herald Hispanic Athlete of the Year Award. He went on to become the starting quarterback for two years at Arizona Western College, where he earned an associate's degree in arts in 1990. He earned a bachelor's degree in physical education from Florida International in 1997.

Ponce and his wife, Christine, are the parents of two daughters, Isabel and Leah, and a pair of sons, Frankie and Lucas.

PONCE AT A GLANCE

Coaching Experience

- 1992: La Progresiva Presbyterian School (Offensive coordinator)
1993-96: Coral Gables H.S. (Quarterbacks/Wide receivers)
1998: Miami Northwestern H.S. (Quarterbacks)
1999-2000: Miami Central H.S. (Offensive coordinator/QBs)
2002-03: Miami Coral Reef H.S. (Head coach)
2004-06: Miami Senior H.S. (Head coach/Offensive coordinator)
2007-12: Florida International (Wide receivers)
2013-18: App State (Co-Offensive coordinator, Passing game/QBs)
2019-20: Louisville (Passing game coordinator/QBs)
2021: App State (Offensive coordinator/QBs)
2022: Miami (Passing game coordinator/QBs)
2023: App State (Offensive coordinator/QBs)

Playing Experience

- 1989-90: Arizona Western (QB)
Alma Mater: Florida International, 1997
Hometown: Miami, Fla.
Birthdate: April 3, 1971
Wife: Christine
Sons: Frankie, Lucas
Daughters: Isabel, Leah
Twitter: @CoachFrankPonce



SCOT SLOAN

DEFENSIVE COORDINATOR/SAFETIES
9TH SEASON AT APP STATE (1ST BACK IN BOONE)
28TH SEASON OVERALL
ALMA MATER: CLEMSON, 1992

Scot Sloan, who helped App State Football rise to prominence in its unprecedented transition from the FCS to FBS ranks, returned to Boone as defensive coordinator for head coach Shawn Clark in January 2023.

Sloan oversees a Mountaineer defense that was annually rated among college football's best during his time on staff from 2010-17.

Before spending the 2022 season as co-defensive coordinator and safeties coach for an Army team that ranked third nationally in passing yards allowed, he was the defensive coordinator and safeties coach at Georgia Southern from 2018-21.

A veteran defensive coach with 30+ years of experience, Sloan has served as either defensive coordinator or co-defensive coordinator in 15 of those seasons. He also spent seven years as App State's recruiting coordinator from 2011-17, with App State's 2017 class being hailed as the nation's No. 13 haul in The Athletic's re-rank four years later.

Sloan's defenses at Georgia Southern included a 2020 squad that was No. 1 in the country for interceptions (18) and ranked 14th in total defense, 14th in rushing defense and 12th in red zone defense. The 2019 Eagles were tops in the Sun Belt in tackles for loss and fumbles recovered, while the 2018 team led the FBS with a +22 turnover margin in large part thanks to 15 interceptions by Sloan's defense.

Among his standout pupils in Statesboro were All-Americans Kindle Vildor and Raymond Johnson III as well as Freshman All-American Derrick Canteen. Vildor was selected by the Chicago Bears in the fifth round of the 2020 NFL Draft and has enjoyed NFL success along with Sloan-coached defenders Johnson, Joshua Moon and Donald Rutledge Jr.



Sloan spent eight seasons as App State's secondary coach and was promoted to co-defensive coordinator in the spring of 2017. During that time, Sloan mentored the Mountaineers' first FBS Freshman All-American in Clifton Duck in 2016, two NCAA Division I FCS All-Americans (Mark LeGree in 2010 and Demetrius McCray in 2011) and 16 all-conference honorees.

Sloan mentored one of the nation's top secondaries and pass defenses during his last three seasons at App State, helping lead the Mountaineers to a pair of Sun Belt titles and three bowl wins (in their first three bowl eligible seasons – an FBS record). App State had 53 interceptions in his last three seasons, second-most nationally behind San Diego State during that span.

In 2017, seven defensive players earned first-team All-Sun Belt honors, including three from his secondary, as the Mountaineers were ranked in the top 20 nationally in interceptions, sacks and turnover margin en route to capturing the Sun Belt title.

App State allowed only 10.8 points per game and went 7-1 in league play en route to its first Sun Belt title in 2016, a season that saw the Mountaineers finish with 20 interceptions (the sixth-highest total in the FBS) and rank 11th nationally in pass efficiency defense. In 2015, the Mountaineers intercepted 18 passes, good for 12th in the nation, and won the Camellia Bowl in the school's first bowl appearance in its first eligible season.

During his first eight years in Boone, Sloan coached two NFL Draft picks (LeGree and McCray), while former safety Doug Middleton played six years in the league. Safeties Alex Gray, A.J. Howard, Austin Exford and Josh Thomas have also spent time on NFL teams.

As the program's recruiting coordinator, Sloan helped nail down several highly regarded classes, the first in 2012 coming despite him not taking over as recruiting coordinator until just six weeks prior to signing day. The Mountaineers' 2014 recruiting class — its first as an FBS program — was ranked No. 1 in the Sun Belt by 247Sports while Sloan was tabbed as the Sun Belt's top recruiter by Scout.com.

Sloan spent three years at Riverside Military Academy in Gainesville, Ga., culminating with him serving as the program's head coach in 2009. During his three-year stint at Riverside, which included two seasons (2007-08) as defensive coordinator, he helped lead the Eagles to three playoff berths and an 18-15 overall record. He was also the school's athletics director for two years (2008-09).

Prior to his stint at Riverside, Sloan was the defensive coordinator at Griffin (Ga.) H.S. in 2006, when his squad posted an 11-1 record and advanced to the second round of the Georgia state playoffs. The team's lone loss came at the hands of future Kansas City Chiefs All-Pro Eric Berry.

Before spending four years in the high school ranks, Sloan was a successful assistant at Georgia Southern (defensive backs, 2002-05), Georgia Military College (defensive coordinator/recruiting coordinator/defensive backs, 1996-2001) and Clemson (graduate assistant, 1992-95).

He played defensive back at Clemson from 1989-91, was a member of three bowl teams and helped lead the squad to the 1991 Atlantic Coast Conference championship.

Sloan holds a pair of degrees from Clemson and one from Lincoln Memorial University. He is married to the former Stephanie Crisco. They have two sons, Seth and Samuel, a granddaughter, Saylor, and a grandson, Sawyer.

## SLOAN AT A GLANCE

### Coaching Experience

<b>1992:</b> .....	Clemson (Video graduate assistant)
<b>1993-95:</b> .....	Clemson (Graduate assistant)
<b>1996-99:</b> .....	Georgia Military College (Def. coord./Recruiting coord./DBs)
<b>2000-01:</b> .....	Georgia Military College (Assistant HC/Defensive coordinator)
<b>2002-05:</b> .....	Georgia Southern (Defensive backs)
<b>2006:</b> .....	Griffin (Ga.) High School (Def. coordinator/Defensive backs)
<b>2007-08:</b> .....	Riverside (Ga.) Military Academy (Assistant HC/Def. coord./A.D.)
<b>2009:</b> .....	Riverside (Ga.) Military Academy (Head coach/A.D.)
<b>2010:</b> .....	App State (Secondary)
<b>2011-16:</b> .....	App State (Secondary/Recruiting coordinator)
<b>2017:</b> .....	App State (Co-def. coordinator/Secondary/Recruiting coord.)
<b>2018-21:</b> .....	Georgia Southern (Defensive coordinator/Safeties)
<b>2022:</b> .....	Army West Point (Co-Defensive coordinator/Safeties)
<b>2023:</b> .....	App State (Defensive coordinator/Safeties)

### Playing Experience

<b>1989-91:</b> .....	Clemson
<b>Alma Mater:</b> .....	Clemson, 1992 (Master's – Clemson, 1994)
<b>Hometown:</b> .....	Woodruff, S.C.
<b>Birthdate:</b> .....	August 25, 1970
<b>Wife:</b> .....	Stephanie (Crisco)
<b>Sons:</b> .....	Seth and Samuel
<b>Twitter:</b> .....	@coach_sloan



## JUSTIN WATTS

**ASSISTANT HEAD COACH  
PASSING GAME COORDINATOR/TIGHT ENDS  
9TH SEASON AT APP STATE  
22ND SEASON OVERALL  
ALMA MATER: CLEMSON, 2000**

Justin Watts, who was promoted to assistant head coach before the 2021 season, enters his ninth season as an App State assistant in 2023.

Watts spent four seasons (2015-18) as the Mountaineers' wide receivers coach before spending his fourth straight season coaching the tight ends in 2022. In 2018, he became App State's recruiting coordinator.

The Mountaineers' tight ends, led by All-Sun Belt selection Henry Pearson, were a critical piece of a high-scoring offense in 2022. Pearson tied for the Sun Belt lead among tight ends with five touchdown catches during the regular season while ranking second among league TEs in catches (25) and receiving yards (329) in the regular season.

Pearson, Miller Gibbs, Eli Wilson and David Larkins combined for 45 receptions, 504 yards and nine touchdowns in 2022.

With Watts in his first year as the assistant head coach in 2021, the Mountaineers posted a 10-victory regular season while winning a Sun Belt East Division title to follow a 9-3 mark in 2020 and a 13-1 record to pair with a top 20 final ranking in 2019.

At tight end, Pearson and Mike Evans were the leaders as App State often started with two tight ends, and the depth showed with Gibbs and Wilson catching touchdown passes.

Despite serious injuries to its top three tight ends in 2020, and playing one game with none of its top five tight ends, Watts developed the talent and depth to help App State's tight ends catch 24 passes with five touchdowns over the final seven games and block well enough to contribute to the team's No. 7 ranking in rushing yards per game (264.9). Tight ends accounted for five of App State's nine receptions in the Myrtle Beach Bowl win, as Pearson had two touchdown catches, giving him four over the final six games.

From a recruiting standpoint, App State's class signed in December 2022 ranked No. 2 in the Sun Belt Conference from 247Sports, and the average prospect grade of 82.32 from On3.com was No. 2 in the Sun Belt. It also rated among the top 15 among schools from the American, Conference USA, MAC, Mountain West and Sun Belt.

In the signing class added in December 2021, App State's average player rating of 83.6 from 247Sports.com set a program record. That beat the previous year's record of 83.08, when App State's Class of 2021 group ranked first among Sun Belt Conference schools and sixth among Group of 5 schools.

All 22 December 2020 signees earned a three-star rating from 247Sports. That year, the Mountaineers posted an overall FBS class ranking of 64th, the highest-ranked App State class by 247Sports since the FBS climb, and eight of the 15 highest-rated App State recruits in the history of the 247Sports rankings at the time were members of the 2021 class.

At the time, the 18-player recruiting class signed in 2019 included three of the six highest-rated commitments in App State's FBS history.

In helping App State win the inaugural Sun Belt Championship Game and win a fourth straight bowl game in 2018, Watts coached a young group that included three sophomore starters in Corey Sutton (eight touchdowns), Thomas Hennigan and Malik Williams.

Watts turned an inexperienced group of wide outs into a productive unit in 2016, setting the stage for a 2017 season in which App's wide receiver corps became a dynamic, deep, and explosive unit for senior quarterback Taylor Lamb. Ike Lewis developed into a first-team all-conference selection, and Thomas Hennigan ranked among the FBS leaders in TD catches by a true freshman receiver.

In 2016, eight different wide receivers notched touchdown receptions. Shaedon Meadors finished the season with 45 catches for 716 yards and two touchdowns and had big receptions early against Louisiana and New Mexico to set the tone on TD drives. He also landed on SportsCenter's Top 10 with a grab off the helmet of a Georgia Southern defensive back in App's 34-10 win on ESPNU in October. Junior Ike Lewis also blossomed, especially late, with 10 catches over the final four games. Then-junior Zy Letman also became a big-threat, hauling in a 37-yard touchdown in the win at Akron and a key third-down reception in the bowl win over Toledo.

In his first year, Watts helped send a veteran receiving core out on high





notes despite not being a heavy passing team. Senior Simms McElfresh led the way with 466 yards and six touchdowns and was just ahead of senior Malachi Jones, who had 463 yards and three touchdowns. Rounding out the over-400-yards club, sophomore Shaedon Meadors had a break out year, getting 439 yards off 21 completions for three touchdowns.

Watts came to App State from Middle Tennessee, where he served as wide receivers coach and recruiting coordinator for nine seasons (2006-14). During his time at Middle Tennessee, he helped lead the Blue Raiders to four bowl berths, three eight-win seasons and a Sun Belt Conference championship (2006).

Known at Middle Tennessee for developing deep corps of wideouts, Watts coached 29 different receivers that caught 25 passes or more in a season during his nine-year tenure in Murfreesboro. Four of his pupils rank in the top seven in Middle Tennessee history in career receptions and four are among the program's all-time top 10 in career yardage.

As Middle Tennessee's recruiting coordinator, Watts consistently led the efforts to land classes that ranked among the best in the Sun Belt and Conference USA.

Watts began his coaching career with two seasons as a graduate assistant at his alma mater, Clemson (2001-02). During his stint as a G.A., he helped lead the Tigers to a pair of bowl berths.

He landed his first full-time coaching position at App State's former Southern Conference rival, Chattanooga, where he coached the Mocs' wide receivers for three seasons (2003-05). At UTC, he coached NCAA Division I FCS all-American Alonzo Nix, who set a single-season SoCon record with 90 receptions in 2003, and all-conference performer Emanuel Hassell, who led the league with 52 catches in 2005. In Watts' final season at Chattanooga, the Mocs recorded their first winning season in eight years.

Watts owned the distinction of being one of only two student-athletes to ever be a five-year football letterwinner at Clemson, a feat that he accomplished as a wide receiver from 1996-2000 (he received a medical redshirt after sustaining a season-ending injury during the 1997 campaign). He caught 51 passes for 561 yards during his career and was honored as a scholar-athlete at the 1999 Peach Bowl awards luncheon. The Tigers earned bowl berths during four of his five seasons on the squad.

A Florence, S.C. native, Watts amassed 7,979 yards of total offense and accounted for 74 touchdowns as a prep quarterback at South Florence H.S. He received a B.S. in sports management from Clemson in 2000. Watts and his wife, Lauren, have a son, Chase, and a daughter, Kendall.

WATTS AT A GLANCE

Coaching Experience

- 2001-02: Clemson (Graduate assistant)
2003-05: Chattanooga (Wide receivers)
2006-14: Middle Tennessee (Wide receivers/Recruiting coordinator)
2015-17: App State (Wide receivers)
2018: App State (Wide receivers/Recruiting coordinator)
2019-20: App State (Tight ends/Recruiting coordinator)
2021-22: App State (Assistant head coach/TEs/Recruiting coordinator)
2022-23: App State (Assistant head coach/Passing game coordinator/TEs)

Playing Experience

1996-2000: Clemson (Wide receiver)

Alma Mater: Clemson, 2000

Hometown: Florence, S.C.

Birthdate: Oct. 1, 1977

Wife: Lauren

Children: Chase and Kendall

Twitter: @Coach\_JWatts



VICTOR CABRAL

DEFENSIVE LINE

1ST SEASON AT APP STATE

18TH SEASON OVERALL

ALMA MATER: GEORGIA SOUTHERN, 2006

Victor Cabral joined Shawn Clark's staff as an assistant coach to oversee the Mountaineers' defensive line in January 2023.

Cabral worked with defensive coordinator Scot Sloan as Georgia Southern's defensive line coach

from 2018-21. He also served as the Eagles' recruiting coordinator from 2019-21.

A standout defensive lineman at Georgia Southern from 2000-04, Cabral spent 11 years on the Eagles' coaching staff over three different stints and also has coached at Samford and Georgia Military College.

Several of Cabral's pupils at his various stops have enjoyed time in the NFL, including Raymond Johnson III, Ahmad Gooden, Michael Pierce and Brent Russell.

Under Cabral's tutelage in 2020, Johnson earned All-America honors after recording 14.5 tackles for loss and a school-record 15 quarterback hurries. Georgia Southern's defensive line combined for 34.5 tackles for loss and 11.5 sacks as the defense finished 15th in the country in rushing defense.

In 2018, all three of Cabral's starters along the defensive line — Johnson, Logan Hunt and Ty Phillips — earned all-conference honors as the Eagles produced a stout run defense that allowed just 140.5 yards per game. In 2019, Johnson earned first-team all-conference honors again, and Cabral's line corps combined for 35.5 tackles for loss.

In his three years as Samford's defensive line coach from 2015-17, the Bulldogs were selected to the FCS Playoffs twice and he tutored Gooden, the 2017 Southern Conference Defensive Player of the Year. Gooden was a finalist for the Buck Buchanan Award after totaling 101 tackles, 15.5 tackles for loss, 5.5 sacks, 11 quarterback pressures, two fumble recoveries and a forced fumble from his tackle spot.

He tutored four All-SoCon players during his time at Samford, including three-time selection Gooden, Pierce in 2015 and Roosevelt Donaldson in 2016.

Cabral spent the 2014 season as the director of player personnel at Georgia Southern.

For four years from 2010-13, he served as the defensive line coach at Georgia Southern. Cabral worked with several standout players, including Russell, a four-time All-American and 2011 Southern Conference Defensive Player of the Year who became the Eagles' career sacks leader in 2012.

Cabral spent three years as the defensive line coach at Georgia Military College from 2007-09, while also serving as special teams coordinator for the Bulldogs. In 2007, the GMC defensive unit earned a No. 1 ranking in rushing defense in the NJCAA. The next season, the Bulldogs ranked third nationally in total defense. The Bulldogs also had several individuals earn national accolades. Leroy Burgess was selected as a third-team NJCAA All-American in 2007, and Torrey Ball earned second-team All-America honors in 2008.

Under the tutelage of Cabral, Markeith Wylie was recognized as a first-team Academic All-American in 2007. Thirteen GMC players coached by Cabral received scholarships to NCAA Division I programs during his three seasons in Milledgeville.

Cabral spent the 2005 season coordinating video and quality control at Georgia Southern.

A four-year starter and letterwinner in college, Cabral was part of Georgia Southern's 2000 national championship team, two NCAA semifinal playoff appearances and four conference titles during his career. Following his collegiate playing career, Cabral was the 24th overall draft pick by the Montreal Alouettes of the CFL in 2005.

The former Eagle team captain earned his bachelor's degree from Georgia Southern in 2006 and graduated with his master's degree in 2013. Cabral and his wife, Erin, are the parents of a son, Zac, and a daughter, Lucy. His wife was a four-year letterwinner and team captain for the Georgia Southern swimming team and is also a two-time GS graduate.

CABRAL AT A GLANCE

Coaching Experience

- 2005-06: Georgia Southern (Video/Quality control)
2007-09: Georgia Military (Defensive line/Special teams)
2010-13: Georgia Southern (Defensive line)
2014: Georgia Southern (Director of player personnel)
2015-17: Samford (Defensive line)
2018: Georgia Southern (Defensive line)
2019-21: Georgia Southern (Defensive line/Recruiting coordinator)
2023: App State (Defensive line)

Playing Experience

2000-04: Georgia Southern (Defensive lineman)

Alma Mater: Georgia Southern, 2006

Hometown: Naples, Fla.

Birthdate: Dec. 31, 1982 in Toronto, Canada

Wife: Erin

Son: Zac

Daughter: Lucy

Twitter: @Coach\_Cab





## MIKE CUMMINGS

**OFFENSIVE LINE**  
**1ST SEASON AT APP STATE**  
**37TH SEASON OVERALL**  
**ALMA MATER: BUFFALO, 1984**

Mike Cummings joined head coach Shawn Clark's staff as offensive line coach in January 2023.

Cummings has spent more than three decades building an impressive resumé coaching offensive lines, including most recently at Cincinnati. He has

also been an offensive coordinator at both Central Michigan and Connecticut among his coaching stops.

During his one season on Luke Fickell's Cincinnati staff, Cummings helped the Bearcats win nine games and earn a berth to the Fenway Bowl.

Cummings spent 16 years over five different stints at Central Michigan, most recently when he worked alongside current App State offensive coordinator Kevin Barbay from 2019-21 under head coach Jim McElwain. As the Chippewas' offensive coordinator from 2010-13, Cummings oversaw a passing game that ranked among the top 25 nationally in two of those four years, while developing five All-MAC offensive line selections.

Among his pupils that have gone on to play in the NFL was Eric Fisher, the No. 1 overall selection in the 2013 NFL Draft by the Kansas City Chiefs. Fisher has since made two Pro Bowls and won a Super Bowl in his 10-year pro career.

In 2021, Cummings helped lead the Chippewas to a 9-4 record as offensive linemen Bernhard Raimann and Luke Goedeke proved to be two of the nation's top tackles. Both earned invitations to the Senior Bowl, All-MAC first-team honors and All-America accolades from Pro Football Focus, and both were drafted in the top three rounds of the NFL Draft and have started at tackle for their respective pro teams.

In 2019, Cummings' offensive line paved the way for two CMU running backs to rush for 1,000 yards as the Chippewas led the MAC in total yards (6,070).

Cummings served as the offensive line coach at VMI in 2017-18. In 2018, the Keydets ranked eighth in passing offense among Football Championship Subdivision teams.

Other coaching stops include Connecticut, Marshall, Western Michigan, Eastern Michigan and Michigan State (under Nick Saban) during his illustrious career.

Cummings earned his bachelor's degree in physical education/exercise science from Buffalo in 1984 and his master's in athletic administration from CMU in 1990.

He and his wife, Donna, have two daughters, Elizabeth and Emily.

### CUMMINGS AT A GLANCE

#### Coaching Experience

**1987:** ..... Rensselaer Polytechnic Institute (Offensive line)  
**1988-89:** ..... Central Michigan (Graduate assistant)  
**1990-91:** ..... Millersville (Pa.) (Offensive line/Special teams)  
**1992-97:** ..... Central Michigan (Offensive line)  
**1998:** ..... Michigan State (Tight ends/Special teams)  
**1999:** ..... Central Michigan (Offensive line)  
**2000-01:** ..... Eastern Michigan (Defensive line/Recruiting coordinator)  
**2002-04:** ..... Western Michigan (Offensive line/Recruiting coordinator)  
**2005-09:** ..... Marshall (Offensive line/Recruiting coordinator)  
**2010-13:** ..... Central Michigan (Offensive coordinator/Offensive line)  
**2014-16:** ..... Connecticut (Offensive coordinator/Tight ends/Offensive line)  
**2017-18:** ..... VMI (Offensive line)  
**2019-21:** ..... Central Michigan (Offensive line)  
**2022:** ..... Cincinnati (Offensive line)  
**2023:** ..... App State (Offensive line)  
**Alma Mater:** ..... Buffalo, 1984  
**Wife:** ..... Donna  
**Children:** ..... Elizabeth, Emily  
**Twitter:** ..... @CoachM\_Cummings



## TRAVIS CUNNINGHAM

**INSIDE LINEBACKERS**  
**1ST SEASON AT APP STATE**  
**23RD SEASON OVERALL**  
**ALMA MATER: GARDNER-WEBB, 2003**

Travis Cunningham joined head coach Shawn Clark's staff as a defensive assistant coach in February 2023 and will coach inside linebackers for the Mountaineers.

Cunningham coached WKU's inside linebackers during the 2022 season after working with App State defensive coordinator Scot Sloan as Georgia Southern's inside linebackers coach in a 3-4 scheme from 2018-21.

Cunningham played at Gardner-Webb from 1999-2000 and then coached at his alma mater for the next 17 seasons, adding defensive coordinator in its 3-4 scheme to his duties for his final two seasons with the Runnin' Bulldogs.

In 2022, during a 9-5 season for WKU, the Hilltoppers ranked in the top 30 nationally in interceptions (nine), passing yards allowed per game (No. 23 at 182.3) and pass efficiency defense (No. 12 at 105.87) while allowing just 22.8 points per game and 369.0 yards per game.

Cunningham helped guide Georgia Southern to three bowl games in his first three seasons with the Eagles, who won the 2018 Raycom Media Camellia Bowl and 2020 R+L Carriers New Orleans Bowl.

With Cunningham and assistant coach Victor Cabral helping coach Sloan's defense at Georgia Southern, the 2020 squad that went 8-5 ranked No. 1 in the country in interceptions (18), No. 14 in total defense, No. 14 in rushing defense and No. 12 in red zone defense. The 2019 team led the Sun Belt in fumbles recovered and tackles for loss per game, while the 2018 team that went 10-3 led the FBS with a +22 turnover margin and allowed just 21.5 points per game.

During his 17 seasons at Gardner-Webb, Cunningham spent 14 of those seasons coaching inside linebackers and one season coaching the secondary. Six Bulldogs earned all-conference honors under Cunningham's leadership as defensive coordinator, and his standouts included an FCS All-American in linebacker Chad Geter, who went on to play professionally in the Canadian Football League.

A total of 21 players earned all-conference honors under Cunningham's guidance at Gardner-Webb, and six were named to postseason All-America teams.

After playing for the Bulldogs as a long snapper and special teams contributor from 1999-2000, Cunningham earned a bachelor's degree in physical education from Gardner-Webb in 2003.

Cunningham and his wife, Kelly, have two sons, Brooks and Blake.

### CUNNINGHAM AT A GLANCE

#### Coaching Experience

**2001-02:** ..... Gardner-Webb (Student assistant)  
**2003-04:** ..... Gardner-Webb (Inside linebackers)  
**2005:** ..... Gardner-Webb (Secondary)  
**2006-15:** ..... Gardner-Webb (Inside linebackers)  
**2016-17:** ..... Gardner-Webb (Defensive coordinator/Inside linebackers)  
**2018-21:** ..... Georgia Southern (Inside linebackers)  
**2022:** ..... WKU (Inside linebackers)  
**2023:** ..... App State (Inside linebackers)

#### Playing Experience

**1999-2000:** ..... Gardner-Webb  
**Alma Mater:** ..... Gardner-Webb, 2003  
**Hometown:** ..... Knoxville, Tenn.  
**Birthdate:** ..... Feb. 3, 1981  
**Wife:** ..... Kelly  
**Sons:** ..... Brooks and Blake  
**Twitter:** ..... @TCunninghamAPP





LAWRENCE DAWSEY

WIDE RECEIVERS
2ND SEASON AT APP STATE
19TH SEASON OVERALL
ALMA MATER: FLORIDA STATE, 1991

A veteran assistant with title-winning accomplishments as well as NFL playing experience, Lawrence Dawsey was hired to coach App State's receivers in January 2022.

In his first season with the Mountaineers, he helped a young group of receivers mesh well with veteran quarterback Chase Brice, with 11 players catching a pass in the opening game.

Dawsey, a two-time All-America receiver at Florida State and an NFL Rookie of the Year, has learned from some of the biggest names in college football during his coaching career, including Bobby Bowden, Nick Saban and Jimbo Fisher.

After coaching receivers at Florida State for 11 seasons from 2007-17 — he served as the Seminoles' co-offensive coordinator his final five seasons there — Dawsey worked with the Bill Walsh Diversity Coaching Fellowship in 2018 and 2019 and spent the previous two seasons as an offensive analyst at Texas A&M.

Dawsey also worked with a first-round draft pick at receiver (Michael Clayton) and won a national title as a graduate assistant on Saban's LSU staff that included Fisher in 2003, then spent the next three seasons as a full-time assistant at USF.

In his last 15 seasons on a college staff before arriving in Boone, Dawsey was with teams went 10-4 in bowls — Texas A&M didn't play its bowl game in 2021.

Dawsey is regarded as one of the nation's best recruiters, having been named a Top 25 national recruiter and Top 10 ACC recruiter by Rivals in 2011, 2012 and 2015. He was tabbed the 2011 ACC Recruiter of the Year by SI.com.

Dawsey's four seasons as an FSU wide receiver from 1987-90 corresponded with the first four 10-win, top-five poll finishes by the program, as he completed his college career with 2,129 career receiving yards and 20 career touchdown catches.

A third-round draft pick of the Tampa Bay Buccaneers, Dawsey totaled 240 catches for 3,271 yards and six touchdowns in seven NFL seasons, with 55 catches for 818 yards and three touchdowns during his Rookie of the Year campaign with Tampa Bay in 1991. He also played for the New York Giants (1996), Miami Dolphins (1997) and New Orleans Saints (1999).

A native of Dothan, Ala., Dawsey graduated from FSU with a bachelor of arts in social science and economics. Dawsey's stepdaughter, Dominique Arce, is a physician. He and his wife, Chantal — who is a registered nurse — have a son, Lawrence Jr., who is in law school at Boston College.

DAWSEY AT A GLANCE

Coaching Experience

- 1998: Tampa Catholic High (Assistant coach)
2002: Blake High (Assistant coach)
2003: LSU (Graduate assistant)
2004-06: USF (Wide receivers)
2007-09: Florida State (Wide receivers)
2010-12: Florida State (Passing game coordinator/Wide receivers)
2013-17: Florida State (Co-Offensive coordinator/Wide receivers)
2020-21: Texas A&M (Offensive analyst)
2022-23: App State (Wide receivers)

Playing Experience

- 1987-90: Florida State (Wide receiver)
1991-95: Tampa Bay Buccaneers (Wide receiver)
1996: New York Giants (Wide receiver)
1997: Miami Dolphins (Wide receiver)
1999: New Orleans Saints (Wide receiver)

Alma Mater: Florida State, 1991

Hometown: Dothan, Ala.

Birthdate: November 16, 1967

Wife: Chantal

Son: Lawrence Jr.

Stepdaughter: Dominique Arce

Twitter: @lawrencedawsey



BRIAN HAINES

SPECIAL TEAMS COORDINATOR/RUNNING BACKS
4TH SEASON AT APP STATE
17TH SEASON OVERALL
ALMA MATER: MARIETTA COLLEGE, 2004

Brian Haines joined head coach Shawn Clark's staff as the running backs coach/special teams coordinator with the Mountaineers in January 2020.

Named a 2021 candidate for the Broyles Award that goes to the nation's top assistant, he followed that by

coaching an All-America kick returner in Milan Tucker and helping running back Cameron Peoples receive a Reese's Senior Bowl invitation during the 2022 season. The Mountaineers had six games with a 100-yard rusher despite dealing with several injuries at that position.

In 2021, Haines coached a running back group that helped App State producer a 1,000-yard rusher for the 10th straight season and directed a special teams group that included kicker Chandler Staton, who received first-team All-America recognition, and Jalen Virgil, who had two kickoff returns for touchdowns.

App State ranked 16th nationally in overall special teams based on the Freneau Efficiency Index (FEI) that combines kickoff return, kickoff, punt return, punt and field goal efficiency into one overall rating.

App State's two leading backs (Nate Noel, Cameron Peoples) both rushed for more than 900 yards while ranking No. 2 and No. 3 in rushing yards per game in the Sun Belt, and that came a year after the Mountaineers were the only FBS team in the country to have four running backs rush for at least 500 yards.

Virgil added a 100-yard kickoff return at Miami and a 97-yard kickoff return against Georgia Southern to the 100-yard return for a touchdown at Georgia Southern in 2020, and Staton was named PFN's national kicker of the year after going 20 of 21 on field goals while making all 57 of his extra points. He set five App State career records, two App State single season records and two consecutive makes records during the 2021 season, when the Mountaineers ranked in the top 25 nationally by allowing just 4.1 yards per punt return.

App State's top three backs entering the 2020 season combined to miss 11 games, but it got 500-plus rushing seasons from sophomore Peoples (league-leading 1,224 yards with 12 TDs despite making just five starts, all to end the season), junior Daetrich Harrington (595 yards with seven TDs before suffering a season-ending injury in the sixth game), Noel as a true freshman (510 yards, including 327 over the final four games) and Marcus Williams Jr. (503 yards, with three 100-yard games in just eight appearances).

Peoples set a school and NCAA bowl record with 317 rushing yards to go with five touchdown runs (tying a school and NCAA bowl record) in the 56-28 bowl win against North Texas. Williams added 101 rushing yards, making them the 100-yard tandem with the second-most combined rushing yards (418) in a bowl game behind only a Baylor tandem with 460 in 2015. App State had 500 rushing yards that day.

On special teams in 2020, punter Xavier Subotsch led the Sun Belt with a net average of 40.3. App State allowed only 2.2 yards per punt return (No. 1 Sun Belt, No. 11 nationally), 3.3 punt return yards per game (No. 2 Sun Belt, No. 23 nationally) and 17.3 yards per kickoff return (No. 2 Sun Belt, No. 14 nationally).

Haines came to Boone after spending 12 of the previous 13 years at Ohio, where he helped lead the Bobcats to 91 victories, two Mid-American Conference East Division titles, nine bowl appearances and the first five bowl titles in school history.

A native of Williamstown, W.Va., Haines had served as a special teams coordinator for eight seasons before joining App State's staff and as a recruiting coordinator and tight ends coach for each of his last 10 seasons before joining App State's staff. He also had stints at West Virginia and his alma mater, Marietta College, early in his coaching career.

Ohio did not have a losing season in the 10 years after Haines joined Frank Solich's staff as a full-time assistant in 2010. In that decade, Haines helped the Bobcats win eight or more games on seven occasions, including a 10-4 record in 2011 when they won the Famous Idaho Potato Bowl for the school's first bowl victory.

Other Ohio bowl wins during Haines' tenure included the 2012 Independence Bowl against ULM, the 2017 Bahamas Bowl against UAB, the 2018 Frisco Bowl against San Diego State and the 2020 Famous Idaho Potato Bowl against Nevada.

Under Haines' watch, Ohio's special teams unit consistently ranked as one of the best in both the FBS and the MAC in terms of kickoff and punt returns and kickoff and punt defense. The Bobcats' kickoff return defense was top 15 in the country each of his last three years, including No. 2 nationally in 2019.

In 2010, Haines returned to Athens in a full-time capacity after spending 2009 as a graduate assistant at West Virginia, supervising the Mountaineers' slot receivers and running backs. From 2010-11, he coached the Bobcat tight ends and served



as recruiting coordinator before adding special teams duties the next year.

Haines served as a graduate assistant for the Bobcats' offense during the 2007 and 2008 seasons. Before that, he served as an assistant coach at Marietta College, his alma mater, for three seasons from 2004-06. He coached receivers for two seasons and the secondary for one.

A standout wide receiver for Marietta from 2000-03, Haines graduated in 2004 and went on to earn master's degrees from Marietta in 2007 and Ohio in 2008.

Haines was born Aug. 30, 1982. He and his wife, Mary, have two daughters: Blair and Quinn.

**HAINES AT A GLANCE**

**Coaching Experience**

- 2004-06: ..... Marietta College (Assistant coach)
- 2007-08: ..... Ohio (Graduate assistant, Offense)
- 2009: ..... West Virginia (Graduate assistant, Offense)
- 2010-11: ..... Ohio (Tight ends/Recruiting coordinator)
- 2012-19: ..... Ohio (TEs/Special teams coordinator/Recruiting coordinator)
- 2020-23: ..... App State (Special teams coordinator/Running backs)

**Playing Experience**

2000-03: ..... Marietta College (Wide receiver)

Alma Mater: ..... Marietta College, 2004

Hometown: ..... Williamstown, W. Va.

Birthdate: ..... Aug. 30, 1982

Wife: ..... Mary (Yanity)

Daughters: ..... Blair, Quinn

Twitter: ..... @BrianHainesb



**AJ HOWARD**

**OUTSIDE LINEBACKERS**

1ST SEASON AT APP STATE

2ND SEASON OVERALL

ALMA MATER: APP STATE, 2017

Former App State and NFL standout A.J. Howard returned home to be an outside linebackers coach with the Mountaineers in February 2023.

After a standout career in Boone as a three-year starting safety, Howard won a Super Bowl ring as

a member of the 2018-19 New England Patriots. He then served as a graduate assistant coach at Louisville and an area scout for the Patriots.

Howard spent 2021 and 2022 as a Southeast area scout for the Patriots, with whom he played in 2019. He also spent time on the rosters of the Arizona Cardinals, New York Giants, Baltimore Ravens, Philadelphia Eagles, Cleveland Browns and Detroit Lions before earning his first coaching position as a graduate assistant on Scott Satterfield's Louisville staff. He worked with the UL defense during the 2020 season.

A 2017 graduate of App State, Howard started every game at strong safety in 2014, 2016 and 2017 and led the Mountaineers to three straight bowl wins from 2015-17. He received All-Sun Belt distinction his junior and senior years while helping the program to its first two Sun Belt Conference titles.

He totaled 222 tackles in 51 career games played (38 starts), while also tallying four interceptions and 18 passes defensed. Serving as a team captain in 2017, App State's defense ranked first or second among Sun Belt teams in both points allowed per game and yards allowed per game in each of Howard's last three seasons.

Howard and his wife, Sammie, have a son, Duke.

**HOWARD AT A GLANCE**

**Coaching Experience**

2020: ..... Louisville (Graduate assistant - defense)

2023: ..... App State (Outside Linebackers)

**Playing Experience**

2014-17: ..... App State (Safety)

2018: ..... Arizona Cardinals, New York Giants, New England Patriots

2019: ..... New England Patriots, Baltimore Ravens, Philadelphia Eagles, ..... Cleveland Browns, Detroit Lions

Alma Mater: ..... App State, 2017

Hometown: ..... Hamilton, Ga.

Birthdate: ..... Dec. 23, 1995

Wife: ..... Sammie

Son: ..... Duke

Twitter: ..... @AJHOWARD\_ASU



**ROD WEST**

**DEF. PASSING GAME COORD./CORNERBACKS**

3RD SEASON AT APP STATE

14TH SEASON OVERALL

ALMA MATER: ALABAMA STATE, 2009

Rod West joined Shawn Clark's App State staff in February 2021 as cornerbacks coach. He added defensive passing game coordinator duties before the start of the 2022 season.

A fast riser in the coaching profession, West was named to the 2021 American Football Coaches Association 35 Under 35 list.

Steven Jones Jr. was named a first-team All-American at cornerback under West's watch in 2021, when Shaun Jolly joined Jones as a first-team All-Sun Belt selection. With injuries limiting App State's depth at that position, Madison Cone also excelled while starting six of the last eight games at cornerback even though he began the season as a safety.

In 2021, App State ranked in the top 15 nationally with 15 interceptions, as Jones tied for the FBS lead with five during the regular season, including three pick-six touchdowns.

In 2022, Jones also earned All-America honorable mention before receiving an invitation to play in the NFLPA Collegiate Bowl. App State newcomer Dexter Lawson Jr. made a team-high three interceptions, and West prepared true freshmen such as Ethan Johnson to contribute a cornerback.

Before arriving in Boone, West spent the three previous three-plus seasons on staff with the Richmond Spiders, including his role as co-defensive coordinator and cornerbacks coach leading up to Richmond's 2020 spring season.

In 2019, West served as the defensive pass game coordinator and cornerbacks coach, helping Richmond finish first in the CAA in passing defense at 194.8 yards per game. Cornerback Daniel Jones was named to the all-CAA team.

West spent the 2017 and 2018 seasons as Richmond's dimes coach and was also the co-special teams coordinator in 2018. The Spiders' 2017 squad finished fifth in the CAA in passing defense at 197.7 yards per game.

He coached at Chattanooga from 2015-16, serving as the cornerbacks/dimes coach as well as recruiting coordinator. During his time with the Mocs, he mentored four All-Southern Conference honorees. Chattanooga led the SoCon in passing defense and ranked top two in the league in total defense in both seasons.

West began his coaching career in 2009 at NAIA school Kentucky Christian, where he worked with defensive backs and assisted with academics. He has also had stints as a graduate assistant for the Division II national runner-up Delta State (2010), defensive backs coach at Texas A&M-Commerce (2011-12) and defensive backs and special teams coach at Morehead State (2013-14).

A native of Selma, Ala., West was a four-year letterman from 2005-08 and a two-year starting defensive back at Southwestern Athletic Conference member Alabama State. He was a member of the Dean's List his final three years and graduated cum laude with a bachelor's degree in English in 2009.

He and his wife, Marcie, were married in 2013. They have one daughter, Maya, and one son, Major. Marcie was a three-time All-American volleyball player at Florida and played in four NCAA Tournaments from 2004-07.

**WEST AT A GLANCE**

**Coaching Experience**

2009: ..... Kentucky Christian (Defensive backs)

2010: ..... Delta State (Graduate assistant - Defensive backs)

2011-12: ..... Texas A&M-Commerce (Defensive backs)

2013-14: ..... Morehead State (Defensive backs/Special teams)

2015-16: ..... Chattanooga (Cornerbacks & dimes/Recruiting coordinator)

2017: ..... Richmond (Dimes)

2018: ..... Richmond (Dimes/Co-special teams coordinator)

2019: ..... Richmond (Cornerbacks/Defensive passing game coordinator)

2020: ..... Richmond (Cornerbacks/Co-defensive coordinator)

2021: ..... App State (Cornerbacks)

2022-23: ..... App State (Cornerbacks/Defensive passing game coordinator)

**Playing Experience**

2005-08: ..... Alabama State (Defensive back)

Alma Mater: ..... Alabama State, 2009

Hometown: ..... Selma, Ala.

Birthdate: ..... March 22, 1987

Wife: ..... Marcie (Hampton)

Children: ..... Maya, Major

Twitter: ..... @CoachRodWest



**MATT GREENHALGH**  
**DIRECTOR OF ATHLETIC PERFORMANCE**  
**4TH SEASON AT APP STATE (1ST BACK IN BOONE)**  
**ALMA MATER: RHODE ISLAND, 2012**

Matt Greenhalgh returned home to App State as Director of Athletic Performance to oversee the football program's strength and conditioning in December 2022.

Greenhalgh (pronounced GREEN-hall) was Assistant Director of Football Strength and Conditioning at Virginia Tech during the 2022 season after being Georgia Southern's Director of Football Strength and Conditioning from 2018-21.

That role as director came after he served as App State's Assistant Director of Strength and Conditioning from 2014-17, when the Mountaineers posted a record of 37-14 with two Sun Belt Conference championships and a 3-0 bowl record.

Georgia Southern made an eight-win improvement to go 10-3 during Greenhalgh's first season in Statesboro. The Eagles had winning records in each of the next two seasons, going 8-5 in 2020, and a coaching transition coincided with Greenhalgh relocating to Virginia Tech to work alongside first-year head coach Brent Pry in 2022.

Prior to his first stint in Boone, Greenhalgh was a strength and conditioning graduate assistant at The Citadel from 2013-14. A native of Chepachet, Rhode Island, he also worked as a strength and conditioning intern at Rhode Island, his alma mater, and South Carolina.

A four-year letterwinner on the offensive line for Rhode Island from 2008-12, Greenhalgh graduated with a degree in kinesiology. He served as a team captain during his senior season after earning a spot on the Allstate Good Works Team as a junior in 2011.

He holds a master's degree in sports management from Western Carolina.



**LANCE WARE**  
**SENIOR ASSISTANT TO THE HEAD COACH**  
**5TH SEASON AT APP STATE**  
**ALMA MATER: APP STATE, 1997**

Championship-winning North Carolina high school coach and App State alum Lance Ware was hired as senior assistant to the head coach in February 2019.

As head coach of Shelby High School just outside of Charlotte, Ware compiled a 99-25 overall

record over eight seasons and won five state championships in the last six years.

In his role on the mountain, Ware assists the head coach with all aspects of organization and running the Mountaineer football program.

A four-year letterman at App State under head coach Jerry Moore from 1992-96, Ware was the Mountaineers' full-time long snapper for all of his last three seasons and most of his freshman campaign.

As Shelby's head coach, Ware led the Golden Lions to 2A state championships in 2013, 2014 and 2015 and 2AA state titles in 2016 and 2018. During his eight-year tenure, Shelby went 33-3 in the North Carolina High School Athletic Association playoffs. In 2022, he was inducted into the Cleveland County Sports Hall of Fame.

Ware had spent his entire 22-year coaching career at his high school alma mater, working under head coaches Jim Taylor and Chris Norman. During his 22 seasons there, the Golden Lions played for 11 state titles, winning eight.

Ware and his wife, Catherine, have three children – Reece, Stockton and Presley.



**NOLAN JONES**  
**ASSOCIATE ATHLETICS DIRECTOR**  
**FOR FOOTBALL OPERATIONS**  
**4TH SEASON AT APP STATE**  
**ALMA MATER: EASTERN KENTUCKY, 2003**

Veteran administrator Nolan Jones was hired in January 2020 as Associate Athletics Director for Football Operations by head coach Shawn Clark.

A college football athletics administrator for the past two decades, Jones arrived in Boone after one year at Ole Miss. He coordinates the day-to-day internal and external operations for the Mountaineer football program.

Jones was the associate A.D. for football operations for the Rebels during the 2019 season after spending three seasons (2016-18) as director of football operations for the Kansas Jayhawks.

During his career, he has also served as director of football operations at Kent State (2015-16), director of football operations at Michigan (2013-14), director of football operations at Kentucky (2011-13), director of football operations at Northwestern (2005-11), director of football operations at Princeton (2004-05) and director of football operations/GA at Eastern Kentucky (2003-04).

Jones was a finalist for FootballScoop's 2012 Director of Football Operations of the Year award while at Kentucky. He earned a bachelor's degree in physical education and a master's degree in physical education with an emphasis in sport administration from Eastern Kentucky University.

Jones and his wife, Lisa, have two sons, Brycen and Parker, and a daughter, Lauren.



**THOMAS GUERRY**  
**DIRECTOR OF PLAYER PERSONNEL/G.M.**  
**1ST SEASON AT APP STATE**  
**ALMA MATER: MISSISSIPPI STATE, 2008**

Thomas Guerry joined head coach Shawn Clark's staff as director of player personnel and general manager in January 2023. He oversees App State Football's recruiting operations among other duties.

Having worked in the ACC or SEC since 2005, Guerry joined Georgia Tech's staff as an associate director of player personnel in 2019 and was promoted to director of player personnel in 2022.

A native of Canton, Miss., Guerry has worked at Mississippi State, Georgia, Virginia Tech and Georgia Tech over the previous 17 years. He went to Georgia Tech in 2019 following five seasons as Virginia Tech's director of recruiting operations (2014-18).

Prior to Virginia Tech, Guerry spent four seasons at Georgia, working in football operations in 2010 before serving as a football recruiting assistant from 2011-13.

Guerry attended Mississippi State, where he earned a degree in business administration in 2008 and an MBA with a minor in sport administration in 2010. From 2005-10, he worked within Mississippi State's athletic department.

Guerry and his wife, Amanda, have one son, Ayden, and a dog, Georgia Lane.



# ADDITIONAL SUPPORT STAFF

SUPPORT STAFF



**DR. CHRIS BULLERS**  
PHYSICIAN  
7th YEAR AT APP STATE



**DR. ROBERT CARLISLE**  
DIRECTOR OF STUDENT-ATHLETE  
DEVELOPMENT  
2nd YEAR AT APP STATE



**JACOB COOPER**  
COORD. OF STUDENT SERVICES  
STAFF PSYCHOLOGIST  
5th YEAR AT APP STATE



**AL DEGRAFFENREID**  
QUALITY CONTROL  
(OFFENSE/SPECIAL TEAMS)  
3rd YEAR AT APP STATE



**GRIFFIN DEJOY**  
DIRECTOR OF FOOTBALL  
CREATIVE MEDIA  
1st YEAR AT APP STATE



**JUSTIN FIELDS**  
GRADUATE ASSISTANT  
(DEFENSE)  
1st YEAR AT APP STATE



**JOSHUA HANSEN**  
DIRECTOR OF FOOTBALL  
VIDEO OPERATIONS/TECHNOLOGY  
1st YEAR AT APP STATE



**KAYLA HILL**  
ASSISTANT DIRECTOR  
OF ACADEMIC SERVICES  
11th YEAR AT APP STATE



**REGGIE HUNT**  
STUDENT-ATHLETE  
LEADERSHIP COORDINATOR  
17th YEAR AT APP STATE



**TANNER JACKSON**  
GRADUATE ASSISTANT  
(DEFENSE)  
1st YEAR AT APP STATE



**TREY KAVANAUGH**  
QUALITY CONTROL  
(OFFENSE)  
2nd YEAR AT APP STATE



**THAD MANGUM**  
QUALITY CONTROL  
(DEFENSE)  
1st YEAR AT APP STATE



**IAN MARTINEZ**  
ASSISTANT DIRECTOR  
OF PLAYER PERSONNEL  
1st YEAR AT APP STATE



**JASMYN MCLEOD**  
ATHLETIC TRAINER  
1st YEAR AT APP STATE



**MEGAN MORLEY**  
DIRECTOR OF  
PERFORMANCE NUTRITION  
2nd YEAR AT APP STATE



**SHANE NELSON**  
DIRECTOR OF TEAM SERVICES  
8th YEAR AT APP STATE



**PAUL PADALINO**  
STUDENT-ATHLETE  
QUALITY CONTROL (DEFENSE)  
2nd YEAR AT APP STATE



**BRANDON PAHL**  
GRADUATE ASSISTANT  
(OFFENSE)  
1st YEAR AT APP STATE



**DR. BEN PARKER**  
ORTHOPAEDIC SURGEON  
7th YEAR AT APP STATE



**KJ PARMER**  
GRADUATE ASSISTANT  
(OFFENSE)  
1st YEAR AT APP STATE



**MARIN PARSLEY**  
GRADUATE ASSISTANT  
(OPERATIONS)  
1st YEAR AT APP STATE



**JOSH PRICE**  
ASSISTANT DIRECTOR  
FOR ATHLETIC PERFORMANCE  
1st YEAR AT APP STATE



**J.R. REESE**  
STUDENT LIFE COORDINATOR  
15th YEAR AT APP STATE



**JOHN SROFF**  
ASSISTANT DIRECTOR  
OF PLAYER PERSONNEL  
2nd YEAR AT APP STATE



**ROMORIOUS WESTBROOK**  
ASSISTANT DIRECTOR  
FOR ATHLETIC PERFORMANCE  
1st YEAR AT APP STATE



**GARRETT WILLIAMS**  
ASSISTANT DIRECTOR  
FOR ATHLETIC PERFORMANCE  
1st YEAR AT APP STATE



**TAYLOR YOUNG**  
DIRECTOR OF FOOTBALL  
ATHLETIC TRAINING SERVICES  
8th YEAR AT APP STATE

## #APPFAMILY — ALUMNI GATHERING IN MARCH





MEET THE MOUNTAINEERS



KEVIN ABRAMS-VERWAYNE 97

DEFENSIVE END - FOURTH-YEAR REDSHIRT SOPHOMORE
6-3 - 240
MARIETTA, GA.
MARIETTA



2022: Appeared in the first three games before missing the rest of the season due to injury ... Totaled three tackles (one in each game) and contributed to one tackle for loss at Texas A&M.

Garden City CC (2020-21): Played at Garden City Community College in Kansas, producing 7.5 sacks, two forced fumbles and 37 tackles for an 8-3 team during the 2021 fall season ... Had three sacks, eight tackles for loss and 38 tackles in eight games during the spring season ... Appeared in six games as a Garden City freshman.

High School: Graduated from Marietta High School in 2019, after playing for coach Richard Morgan.



KYLE ARNHOLT 56

INSIDE LINEBACKER - REDSHIRT SOPHOMORE
6-2 - 225
ROANOKE, VA.
LORD BOTETOURT



2022: Appeared in the final 11 games, contributing as an inside and outside linebacker, plus on special teams ... Finished season with nine tackles, one sack, two forced fumbles and one fumble recovery ... In the fourth quarter of the Georgia State win, had two tackles, a sack for an 8-yard loss, two forced fumbles and a fumble recovery ... The sack, forced fumbles and fumble recovery against Georgia State were the first of his App State career.

2021: Redshirted as a true freshman.

High School: Second-team Class 3 all-state selection was captain for a team that finished 9-1 as the state runner-up in 2021 ... Before missing the end of the season because of injury, excelled as a safety and had 21 catches for 281 yards and nine TDs as a receiver ... Helped Lord Botetourt go 14-1 in 2019 and reach Virginia's Class 3 state final, where he had a 53-yard interception return for a touchdown while also catching three passes and completing one ... Named a Virginia High School League Class 3 second-team all-state selection as a defensive back who played safety ... Region 3D first-team defensive back and receiver ... Had three touchdown returns and four interceptions on defense while amassing 10 touchdown catches with more than 700 receiving yards in 2019 ... Coached by Jamie Harless at Lord Botetourt ... Also played basketball and baseball at Lord Botetourt ... Rated a three-star prospect by 247Sports.



COLE BECKER 40

INSIDE LINEBACKER - REDSHIRT FRESHMAN
6-2 - 235
NASHVILLE, TENN.
FATHER RYAN



2022: Appeared in one game, playing linebacker against Robert Morris ... Made two fourth-quarter tackles and contributed to a tackle for loss.

High School: Standout defender at Father Ryan ... All-state performer as a senior ... Two-time all-region selection and Father Ryan's leading tackler for three seasons ... Son of David and Tracy Becker ... Has two siblings: Charlie and Gracyan ... Born Jan. 18, 2004 ... Played for coach Brian Rector at Father Ryan.



RYAN BURGER 18

QUARTERBACK - REDSHIRT FRESHMAN
6-3 - 205
MYRTLE BEACH, S.C.
MYRTLE BEACH



2022: Appeared in one game, playing against Robert Morris, as a true freshman ... Completed 4 of 6 passes for 40 yards, with a long of 18, and rushed two times for 23 yards (gains of 12 and 11).

High School: Threw for 6,474 yards and 70 touchdowns while completing 65 percent of his passes in three varsity seasons at Myrtle Beach ... As a senior, completed 70 percent of his passes for 2,304 yards with 32 touchdowns and just three interceptions for a 9-2 team that reached the third round of the 4-A playoffs ... All-State selection by the South Carolina Football Coaches Association ... Selected for the North/South Bowl and the Shrine Bowl of the Carolinas (which was canceled) ... Also rushed for 433 yards as a senior ... Led Myrtle Beach to a 7-2 record and a berth in the SCHSL 4-A lower state final as a junior, when he passed for 2,217 yards with 23 touchdowns ... During Myrtle Beach's 13-1 season in 2019, as a sophomore, stepped in for an injured starter during the playoffs and led team to four postseason wins to reach the state final ... Passed for 900 yards during that playoff run ... Played for coach Mickey Wilson at Myrtle Beach ... Three-star prospect in the 247Sports Composite rankings.




DJ BURKS 21

SAFETY - REDSHIRT FRESHMAN
6-0 - 195
MARYVILLE, TENN.
MARYVILLE



2022: Appeared in two games, playing free safety vs. Robert Morris and ODU.

High School: Helped Maryville go 53-4 over four seasons with a 6-A state championship as a sophomore ... Finished career with 150-plus tackles and 15 interceptions ... As a senior, the all-region selection helped Maryville go 13-1 and reach the 6-A state title game ... Totaled 59 tackles and one interception in 2021 ... All-state performer with 101 tackles and nine interceptions as a junior, when Maryville reached the state semifinals and finished 13-1 ... Also scored five offensive touchdowns (four as a receiver) in 2020 ... Recorded three interceptions during Maryville's championship season in 2019 ... Coached by Derek Hunt at Maryville ... Three-star prospect in the 247Sports Composite rankings.



ANDERSON CASTLE 1

RUNNING BACK - FOURTH-YEAR JUNIOR
6-0 - 220
BOONE, N.C.
WATAUGA



2022: Appeared in all 12 games and made first career start against The Citadel ... Rushed for 167 yards on 26 attempts (6.4 average per carry) with two touchdowns and caught one pass for 18 yards (a touchdown against Troy) ... Had rushing touchdowns against Georgia State and Robert Morris in back-to-back games ... Season-high 67 yards on nine carries against Robert Morris after totaling 50 yards on seven carries against Georgia State ... Started in backfield against The Citadel in a two-back set with the other back lining up out wide ... Touchdown catch against Troy tied the game in the second quarter.

2021: Appeared in all 14 games, contributing at running back and on special teams ... Had 47 rushes for 236 yards (5.0 per carry) and three TDs ... Scored touchdowns against Elon (8 yards), Georgia State (22 yards) and WKU (9 yards) ... App State's starting running back in the second half at Georgia State before finishing with season highs of 12 carries for 56 yards, with a long run of 22 yards on his TD with 10:51 left ... Had six carries for 54 yards in the Boca Raton Bowl ... Staple on kickoff coverage, kickoff return and punt return units ... Had three tackles and recovered a fumble on a kickoff return by ECU in the opener.

2020: Appeared in all 12 games as a true freshman, playing the final 10 games at running back after beginning the season as an outside linebacker ... Moved to offense with a shorthanded backfield heading into the Campbell game and finished season with 104 yards on 17 carries (6.1 average) ... Had 49-yard run while posting 58 yards on five carries against Troy ... Rushed eight times for 42 yards against Campbell in his offensive debut ... Also contributed on special teams.

High School: Shrine Bowl selection excelled as a defensive back and quarterback for Watauga ... As a senior, recorded 53 tackles, nine PBUs, one fumble recovery and one forced fumble for a Watauga team that went 13-2 and reached the 3-AA Western final ... As the Pioneers' quarterback in 2019, Castle rushed for 2,223 yards, passed for 1,190 and accounted for 49 touchdowns (36 rushing) ... Full-time varsity player for three seasons, with Watauga amassing a 36-6 record as he totaled 4,420 rushing yards, 2,629 passing yards with 101 touchdowns (70 rushing) ... Rushed for 1,456 yards for a 10-3 team as a sophomore and 741 yards in 10 games for a 13-1 team as a junior in 2018 ... Recovered six fumbles in three seasons ... Played for coach Ryan Habich at Watauga ... Three-sport athlete for the Pioneers ... Rated a three-star prospect by 247Sports.

CASTLE'S CAREER STATISTICS

Table with 11 columns: Year, GP/GS, Rush, Yds, Avg., TD, Rec, Yds, Avg., TD. Rows for 2020, 2021, 2022, and Totals.





**MARKUS CLARK**

**91**

DEFENSIVE TACKLE - SOPHOMORE  
6-1 - 290  
HOOVER, ALA.  
HOOVER



**2022:** Appeared in nine games as a true freshman defensive tackle, with two missed games coming because of injury ... Totaled five tackles, one tackle for loss and one forced fumble ... Saw his most extensive action in the home finale against ODU, when he forced a fumble ... Had his first career tackle for loss against JMU.

**High School:** Had 10 tackles for loss and two sacks while ranking as the fifth-best interior defensive lineman in Alabama as a senior ... Helped Hoover go 33-6 with three state semifinal appearances in his final three years of high school, including 12-1 during his senior year ... As a junior on an 11-2 team that also made the state semifinals, had 31 tackles with five sacks, three forced fumbles and two fumble recoveries ... Older brother Markell played on the defensive line at App State ... Played for coach Josh Niblett at Hoover ... Three-star prospect in the 247Sports Composite rankings.



**RONALD CLARKE**

**27**

SAFETY - FOURTH-YEAR JUNIOR  
6-0 - 200  
BUFORD, GA.  
MILL CREEK



**2022:** Appeared in all 12 games and made 11 starts at free safety ... Seventh on the team with 39 tackles ... Season-high seven tackles at Coastal Carolina, with six apiece against Texas State and Marshall.

**2021:** Appeared in all 14 games and started two at free safety, making his first career starts against Elon and Marshall in back-to-back-games ... Finished season with 32 tackles, 2.5 tackles for loss, one sack, two fumble recoveries and one pass breakup ... Recorded first career sack against South Alabama ... Recovered fumbles against Elon and ULM ... Had four tackles apiece against Louisiana (regular season) and Georgia Southern ... Recorded at least one tackle in each of the final 13 games.

**2020:** Played in four games as a true freshman, appearing at safety and contributing on special teams ... Played against Charlotte, Campbell, Troy and North Texas (bowl win) ... Made three tackles, including two in App State's bowl victory.

**High School:** Had 37 tackles, one interception, eight PBUs, one forced fumble and one fumble recovery as a senior while helping Mill Creek go 10-3 and reach the state 7-A quarterfinals ... Made 55 tackles with one interception, six PBUs, one fumble recovery and one forced fumble as a junior ... A track standout who has run sprints and relays at Mill Creek ... Played for coach Josh Lovelady at Mill Creek ... Rated a three-star prospect by 247Sports.



**DAMION DALEY**

**75**

OFFENSIVE LINEMAN - SIXTH-YEAR REDSHIRT SENIOR  
6-4 - 300  
COLUMBIA, S.C.  
RIDGE VIEW (COLORADO STATE/GA. MILITARY)



**Career entering 2023:** Played in 38 games for App State, starting all 26 games from 2021-22 at left guard.

**2022:** All-Sun Belt third team from Phil Steele ... Started all 12 games at left guard ... Totaled 590 offensive snaps and allowed one sack in 275 pass-blocking snaps, according to PFF ... Had five games with a pass-blocking grade of 80 or higher ... Starter on a line that made the Joe Moore Midseason Honor Roll for the nation's top offensive line.

**2021:** Started all 14 games at left guard ... With App State's line being a semifinalist for the Joe Moore Award, helped Mountaineers allow only 1.2 sacks per game (tied for the 11th-best total nationally) and average 34.5 points a game (23rd-best nationally) ... Allowed just one sack in 698 plays and finished season with 38 knockdown blocks.

**2020:** Appeared in all 12 games, primarily as an offensive lineman, and made two starts as an extra tight end/lineman in jumbo packages ... Started against Campbell (with App State extremely short-handed at tight end) and Georgia State, sometimes wearing No. 82 or No. 96 in addition to his stan-

dard No. 75 ... Contributed as a reserve tackle as well as a lineman on field goals/extra points ... Against Campbell, was one of seven offensive linemen who started, joined by fellow OL Anderson Hardy as a blocking tight end ... Early enrollee.

**2019 (Georgia Military College):** Played offensive line and helped Georgia Military post an 8-3 record and rank 12th nationally at the junior college level ... Played for coach Bert Williams at Georgia Military.

**2018 (Colorado State):** Redshirted while appearing in one game as a true freshman defensive lineman.

**High School:** Attended Ridge View High School in Columbia, S.C. ... At Ridge View, a two-time all-state and all-region selection who was named the region's top defender ... As a prep senior, represented South Carolina in the Shrine Bowl of the Carolinas ... Had 86 tackles, 21 tackles for loss, five sacks and two interceptions as a prep senior ... Finished prep career with 164 tackles, 42 tackles for loss, six sacks, two interceptions, two fumble recoveries and two forced fumbles ... Also an all-state performer in track ... Daley's brother, Dennis, is an offensive lineman in the NFL.



**DASHAUN DAVIS**

**6**

WIDE RECEIVER - FIFTH-YEAR REDSHIRT JUNIOR  
5-9 - 175  
DEERFIELD BEACH, FLA.  
DEERFIELD BEACH



**2022:** Appeared in all 12 games and made six starts (every time App State started with a slot receiver on the field) ... Led the team with 37 receptions and ranked No. 2 on the team with 441 yards ... Scored three touchdowns, reaching the end zone against North Carolina (28-yard reception in fourth quarter), The Citadel (44-yard reception) and Robert Morris (31-yard reception) ... Also threw a 17-yard touchdown pass early in the win against Troy ... Led or tied for the team lead in catches in four of the first six games ... Opened season with six catches for 72 yards against UNC ... Also had six catches (for 61 yards) at Texas State ... Season-high 77 yards on four catches against JMU.

**2021:** Appeared in all 14 games ... Made three catches for 53 yards, with a 33-yard, over-the-shoulder touchdown catch the Boca Raton Bowl for his first career TD ... Also caught passes against Elon and ULM.

**2020:** Played in six games and made first career start against Campbell ... Made 11 catches for 71 yards ... Also played in league games against ULM, Texas State, Coastal Carolina, Troy and Louisiana ... Starting against Campbell, had a career-high six catches for 40 yards with App State short-handed ... Made two catches apiece against Coastal Carolina and Troy.

**2019:** Officially redshirted after appearing in two games as a true freshman ... Played as a slot receiver against ETSU in the opener and during the 34-31 win at North Carolina ... Made a tackle after an App State turnover at UNC.

**High School:** Standout receiver as a senior for a Deerfield Beach team that went 12-2 and reached the semifinals of the Class 8-A playoffs in Florida ... Had 35 catches and nine touchdowns on the year, including 140 yards and two TDs in the nationally televised season opener vs. Buford on ESPN ... Had a 26-yard touchdown in a regional final victory against Palm Beach Central ... Selected second-team 8A-6A as a defensive back ... Coached by Jevon Glenn ... Played as a junior at Blanche Ely High School in Pompano Beach ... A three-star prospect by Rivals and two-star prospect based on 247Sports' composite rankings.

**DAVIS' CAREER STATISTICS**

Year	GP/GS	Rec	Yds	TD	Long	Avg.
2019	2/0	0	0	0	0	0.0
2020	6/1	11	71	0	14	6.5
2021	14/0	3	53	1	33	17.7
2022	12/6	37	441	3	44	11.9
<b>Totals</b>	<b>34/7</b>	<b>51</b>	<b>565</b>	<b>4</b>	<b>44</b>	<b>11.1</b>



**DEANDRE DINGLE-PRINCE**

**50**

DEFENSIVE END - FOURTH-YEAR JUNIOR  
6-0 - 280  
SANFORD, N.C.  
LEE COUNTY




**2022:** Started all 12 games at defensive end ... Finished season with 32 tackles, three tackles for loss and two fumble recoveries ... Recovered fumble at Texas A&M preceded App State's first touchdown in a 17-14 win and also had a tackle for a 5-yard loss ... Recovered fumble in season finale at Georgia Southern ... Career highs of six tackles in back-to-back games against Coastal Carolina and Marshall ... Had 1.5 tackles for loss at Coastal ... Credited with 10 QB pressures by PFF.



**2021:** Appeared in all 14 games at nose tackle ... Totaled 15 tackles and 3.5 tackles for loss ... Had a key tackle for a 2-yard loss on Coastal Carolina's final drive in a tie game, with the Chanticleers running a first-down play but having to punt shortly thereafter in App State's 30-27 victory ... Also had a TFL against Miami and ULM, plus contributed to a TFL against Louisiana ... Season-high three tackles against Georgia State.

**2020:** Appeared in five games at defensive tackle as a true freshman ... Made college debut at Texas State and played in five of the final seven games ... Finished season with six tackles ... Had two tackles in his debut at Texas State and closed season with three tackles in bowl win against North Texas.

**High School:** Team captain who helped lead Lee County to the state 3-AA final and a 15-1 record as a senior ... Recorded 96 tackles (66 solo), 43 tackles for loss, 12 sacks, eight blocked kicks, eight QB hurries and one fumble recovery for the state finalist in 2019 ... Three-year starter helped lead team to a 38-3 record and three conference titles in those seasons ... Also blocked for an offensive line that helped the offense average more than 40 points a game and amass more than 15,000 yards ... All-conference as a senior ... Named first-team all-conference at defensive tackle as a junior with 67 tackles, 31 tackles for loss, 12 sacks, eight QB hurries, two fumble recoveries and three blocked kicks ... Coached by Steve Burdeau at Lee County ... Rated a three-star prospect by 247Sports.



## AUGUST DREWS 89

TIGHT END - FOURTH-YEAR REDSHIRT SOPHOMORE  
6-5 - 245  
SARASOTA, FLA.  
SARASOTA



**2022:** Appeared in three games, playing against The Citadel, Robert Morris and Old Dominion ... Also served as the backup long snapper.

**2021:** Appeared in one game, playing against ULM.

**2020:** Appeared in one game as a true freshman, making his college debut against Campbell.

**High School:** Excelled as a tight end for a Sarasota team that rushed for 205.4 yards per game in 2019 and went 6-4 to post its best record since 2006 ... Scored touchdowns on four of his 15 receptions (third-highest total on the team) in 2019 and averaged 14.3 yards per catch ... Also a long snapper, ranked No. 18 nationally at that position in the 2020 class by Kohl's Football ... Played for coach Spencer Hodges at Sarasota ... Three-sport athlete at Sarasota and great-grandson of former MLB pitcher Karl Drews ... Rated a two-star prospect by 247Sports.



## JAMES EDWARDS 18

CORNERBACK - REDSHIRT FRESHMAN  
5-10 - 190  
CLEWISTON, FLA.  
CLEWISTON



**2022:** Appeared in one game as a true freshman, playing at cornerback against Robert Morris.

**High School:** As a senior, helped lead Clewiston to a regional final berth and an 8-3 record with three interceptions (including a 100-yard return for a touchdown) and two sacks ... All-state honorable mention as a junior, when he had two interception returns for touchdowns as well as a special teams touchdown on a kickoff return ... Coached by Pete Walker at Clewiston ... Three-star prospect in the 247Sports Composite rankings.



## CARTER EVERETT 29

KICKER - REDSHIRT FRESHMAN  
5-10 - 195  
BOONE, N.C.  
WATAUGA



**2022:** Did not appear in any games as a true freshman.

**High School:** Local standout from Watauga High School in Boone ... Contributed as a kicker, punter, linebacker and running back for the Pioneers.



## DERRELL FARRAR 33

INSIDE LINEBACKER - REDSHIRT FRESHMAN  
6-1 - 220  
LOGANVILLE, GA.  
GRAYSON



**2022:** Appeared in two games, playing inside linebacker against Robert Morris and Old Dominion.

**High School:** In first seven games of an abbreviated senior season, had 90 tackles, 10 tackles for loss and two sacks to rank among the top 20 tacklers in Georgia ... Helped lead Grayson to a 7-A state title during a perfect 14-0 season as a junior, posting 10 tackles in the championship game win against Collins Hill ... Finished that season with 63 tackles, 7.5 tackles for loss and two sacks ... Coached by Adam Carter at Grayson ... Three-star prospect in the 247Sports Composite rankings.



## JORDAN FAVORS 11

SAFETY - REDSHIRT SOPHOMORE  
5-11 - 195  
GRIFFIN, GA.  
GRIFFIN



**2022:** Appeared in nine games, contributing at strong safety and on special teams ... Made three tackles (all solo), with one apiece against The Citadel, Robert Morris and ODU.

**2021:** Redshirted as a true freshman.

**High School:** 5A Region 2 Athlete of the Year at Griffin returned an interception for a touchdown, forced two fumbles, had 6.0 tackles for loss, recorded 2.0 sacks and made 53 tackles during a senior season in which he excelled at several positions for the Bears ... Also averaged 8.2 yards per carry while rushing for 616 yards (with five touchdowns) and totaled 547 kickoff return yards with two scores in 2020 ... Had kickoff returns of 93, 84 and 83 yards as a senior ... As a junior, picked off three passes, made 43 tackles, added 402 kickoff return yards and scored twice while rushing for 128 yards on 30 attempts ... Coached by Kareem Reid at Griffin, which went 11-2 in 2019 and 7-5 in 2020 ... Rated a three-star prospect by 247Sports.com.



## JAKE GANOE 53

OFFENSIVE LINEMAN - REDSHIRT FRESHMAN  
6-2 - 280  
CARY, N.C.  
PANTHER CREEK



**2022:** Did not appear in any games as a true freshman.

**High School:** Standout lineman for Panther Creek High School in Cary ... Had 108 tackles, 30.0 tackles for loss, 16 sacks and four fumble recoveries as a senior ... Helped Panther Creek go 10-4 overall and 5-2 in league play with three playoff victories.



## MILLER GIBBS 81

TIGHT END - SIXTH-YEAR REDSHIRT SENIOR  
6-4 - 245  
DAVIDSON, N.C.  
HOUGH



**Career entering 2023:** Played in 45 career games (with nine career starts) ... Preseason watch list for the Wuerffel Trophy in 2022, when he received the team's Jerry Moore Award ... Six touchdown catches on 18 career receptions.

**2022:** Appeared in all 12 games, making five starts in sets with two tight ends ... Recipient of the team's Jerry Moore Award ... Preseason watch list for the Wuerffel Trophy ... Caught seven passes for 63 yards and three touchdowns ... Had scoring grabs of 13 yards against UNC, 10 yards against JMU and 9 yards against Robert Morris ... Had two catches apiece against Robert Morris and Troy ... Made starts against Troy, JMU, Texas State, Coastal Carolina and ODU.





**2021:** Played in 13 of 14 games and made two starts in sets with two tight ends (against Arkansas State and Troy) ... Had 21 receiving yards on three catches, with two touchdowns on scoring grabs of 5 yards at Georgia State and 10 yards at Arkansas State ... Also had a 10-yard catch in the opening win against ECU ... Graded out highly for his blocking at Arkansas State, including one that helped a trick-play touchdown pass be executed.

**2020:** Appeared in 10 games and made two starts in sets with two tight ends – against Texas State and in the bowl win against North Texas ... Finished season with eight catches for 92 yards and one touchdown ... Made first career start at Texas State and had two catches for 46 yards, including a 32-yard touchdown, on App State’s first possession ... Finished Texas State game with three catches for 47 yards ... The following week, had three catches for 30 yards against Georgia State.

**2019:** Appeared in six games at tight end ... Played against ETSU, Coastal Carolina, ULM, South Alabama, Georgia State and Troy.

**2018:** Redshirted as a true freshman tight end who appeared in four games ... Played against Charlotte, Gardner-Webb, South Alabama and Georgia State.

**High School:** Had 22 catches for 283 yards and one TD as a senior at Hough High School ... Opened the year with five catches for 56 yards and a touchdown against eventual state champion Harding ... Also played lacrosse ... Son of Melissa and the late JD Gibbs ... Joined the App State program at the same time as his older brother, Jackson, who transferred in from UCLA and played for the Mountaineers from 2018-20 ... Has two other brothers: Jason and Taylor ... Grandfather, Joe, was a Hall of Fame football coach for the Washington Redskins and is the owner of Joe Gibbs Racing.

**GIBBS’ CAREER STATISTICS**

Year	GP/GS	Rec	Yds	Avg.	TD	Long
2018	4/0	0	0	0.0	0	0
2019	6/0	0	0	0.0	0	0
2020	10/2	8	92	11.5	1	32
2021	13/2	3	21	7.0	2	10
2022	12/5	7	63	9.0	3	13
<b>Totals</b>	<b>45/9</b>	<b>18</b>	<b>176</b>	<b>9.8</b>	<b>6</b>	<b>32</b>



**BRODRICK GOOCH 44**

OUTSIDE LINEBACKER - REDSHIRT FRESHMAN  
6-0 - 220  
CORNELIUS, N.C.  
HOUGH



**2022:** Appeared in one game as a true freshman, playing outside linebacker against Robert Morris ... Had one tackle, one pass breakup and one quarterback hurry in the fourth quarter.

**High School:** Emerged as a defensive threat at Hough, helping the Huskies go 14-1 and reach a 4-A state semifinal during his senior season ... Totaled 45 tackles and six tackles for loss as a senior ... Standout athlete began prep career as a productive receiver ... Part of a dominant defense that allowed less than 20 points in all 14 wins, gave up single-digit points in eight wins and produced two shutouts ... Played for coach Matthew Jenkins at Hough as a senior.



**CARTER GREENE 30**

SAFETY - REDSHIRT FRESHMAN  
6-0 - 200  
SHELBY, N.C.  
CREST



**2022:** Did not appear in any games.

**High School:** Defensive back and receiver for Crest High School ... Had 69 tackles and three interceptions for a 10-3 team that went 7-0 in league play and won three playoff games ... Caught 18 passes for 235 yards and one touchdown as a senior while also rushing for 294 yards with six touchdowns.



**JACKSON GREENE 25**

SAFETY - FIFTH-YEAR REDSHIRT JUNIOR  
5-11 - 195  
BOONE, N.C.  
WATAUGA



**Career:** Played in 35 games and totaled 24 tackles.

**2022:** Appeared in all 12 games ... Former walk-on was put on scholarship during fall camp ... Contributing on special teams and at free safety, totaled 17 tackles and one forced fumble (against North Carolina) ... Season-high four tackles in the opener against UNC.

**2021:** Appeared in all 14 games, contributing at safety and on special teams ... A regular on all four of App State’s four primary special teams units ... Finished season with six tackles, including two in the Boca Raton Bowl ... Saw time at safety in eight games and had defensive stops in three.

**2020:** Appeared in nine games, contributing primarily on special teams ... Made first career tackle against Troy on a fourth-quarter running play.

**2019:** Redshirted.

**High School:** Named Northwestern Conference Player of the Year as a senior, when he played defensive back, slotback and quarterback for a Watauga team that won a conference title during an unbeaten regular season and finished 13-1 ... Named to the East-West All-Star Game ... Totaled 73 tackles as a senior and have five interceptions, including one interception return for a TD. Also broke up seven passes ... Offensively, rushed for 649 yards with an average of 11.8 yards per carry and scored six rushing touchdowns ... When filling in at quarterback for an injured starter, threw for 612 yards with seven TDs and just one interception.



**KEVON HAIGLER 36**

DEFENSIVE END - FOURTH-YEAR JUNIOR  
6-1 - 250  
HARTSVILLE, S.C.  
HARTSVILLE



**2022:** Appeared in all 12 games at defensive end ... Totaled 19 tackles, two half sacks, 2.5 tackles for loss and one fumble recovery ... PFF credited with 13 QB pressures, including nine hurries and two hits, to rank third on the team ... Had half a sack against Georgia State and ODU ... Season-high four tackles in the opener against UNC ... Gained 14 yards on fumble return against Georgia State.

**2021:** Appeared in 10 games at defensive end ... Totaled 11 tackles and 3.5 tackles for loss ... Had one TFL apiece against Elon, Arkansas State and South Alabama, with a hand in a behind-the-line stop against ULM ... Season-high three tackles against Elon.

**2020:** Appeared in two games as a true freshman, playing on the defensive line vs. ULM and Troy ... Knocked down a pass in the win at ULM ... Early enrollee.

**High School:** Class 4-A all-state selection as a senior for a 10-4 team that reached the state 4-A semifinals ... Selected to represent South Carolina in the 2019 Shrine Bowl of the Carolinas ... Had 94 tackles, six sacks, 17 tackles for loss and three interceptions as a senior ... Named 4-A All-Region 6 and All-Pee Dee as a junior, when he had 94 tackles, three sacks, three forced fumbles, one interception and one fumble recovery ... A four-year starter and member of the SCACA all-state team ... Played for coach Jeff Calabrese at Hartsville ... Rated a three-star prospect by 247Sports and Rivals ... Listed as the 19th-best prospect from South Carolina by Rivals.



**ANDRE HAMILTON 37**

SAFETY - FOURTH-YEAR REDSHIRT SOPHOMORE  
6-0 - 195  
CONCORD, N.C.  
JAY M. ROBINSON



**2022:** Appeared in one game, playing safety against Robert Morris.

**High School:** Standout athlete at Jay M. Robinson High School, where he had 73 tackles, 7.0 tackles for loss and one interception as a senior defensive back, before attending Palmetto Prep Academy in South Carolina ... Also rushed 50 times for 256 yards with three touchdowns ... Had 14 tackles and 13 stops in back-to-back games against Statesville and Northwest Cabarrus ... Son of Tom and Jennifer Hamilton ... Born May 18, 2002.



**KANEN HAMLETT 86**

TIGHT END - REDSHIRT FRESHMAN  
6-4 - 240  
MADISON, ALA.  
MADISON ACADEMY



**2022:** Appeared in one game as a true freshman, playing vs. Robert Morris.



MEET THE MOUNTAINEERS

**High School:** As a standout tight end and linebacker, had two touchdown catches while blocking well for a run-oriented Madison Academy team that went 12-2 and reached the AHSAA 4-A state semifinals during his senior season ... Also averaged more than seven tackles per game and picked off four passes in his senior year ... All-region player as a junior ... Helped the Mustangs go 22-3 over his final two prep seasons ... Coached by Bob Godsey at Madison Academy ... Three-star prospect in the 247Sports Composite rankings.



## BRENDAN HARRINGTON 8

OUTSIDE LINEBACKER - FIFTH-YEAR REDSHIRT JUNIOR

6-1 - 230  
PITTSBORO, N.C.  
NORTHWOOD



**Career entering 2023:** Has played in 37 games (with 20 starts) and made 91 career tackles with 3.0 sacks and 9.5 tackles for loss.

**2022:** Played in one game, a start against UNC, and suffered a season-ending injury in the opener ... Had two tackles and contributed to a tackle for loss against the Tar Heels ... Preseason watch list for the East-West Shrine Bowl.

**2021:** Appeared in 13 games and made seven starts at outside linebacker ... Finished season with 31 tackles, 3.0 sacks, 5.0 tackles for loss, four pass breakups, six QB hurries and one forced fumble ... Started six of the first seven games (missing the Elon game with an injury) ... Had 1.5 sacks in the opening victory vs. East Carolina, half a sack against Marshall and one sack against Georgia Southern ... As a starter in the regular-season finale against Georgia Southern, had five tackles, 2.5 tackles for loss and the one sack ... Made a season-high six tackles and forced a fumble in the win against Marshall.

**2020:** Second-team All-Sun Belt from PFF and honorable mention All-Sun Belt from the league ... Based on a Wins Above Average metric from PFF College, named the fifth-most valuable defender in college football ... Ranked fourth on the team with 48 tackles and led the team with four interceptions, producing 95 return yards ... Added 4.0 tackles for loss, six pass breakups and four QB hurries ... Started all 12 games at one outside linebacker spot ... Gained 46 yards on an interception return in the opener against Charlotte and scored a touchdown on a 49-yard interception return at Texas State to give App State the lead for good late in the first quarter ... Also intercepted passes at ULM and at Georgia Southern ... Had career-high 11 tackles in the bowl win.

**2019:** Played in 11 games as a true freshman ... Made 10 tackles while contributing on several special teams units and as an outside linebacker ... Had two stops apiece against Charlotte, at Louisiana and at South Alabama.

**High School:** Had 64 tackles, 14 tackles for loss, five sacks and one interception as an all-conference linebacker during his senior season at Northwood ... Also a key contributor at running back, had 840 rushing yards with 16 TDs and 322 receiving yards with two TDs in eight games offensively ... Three-time all-conference pick as well as a two-time all-region pick from the News & Observer and a two-time team captain ... Honor roll student who was a four-year starter in football while also playing basketball and running track ... A president of Northwood's chapter of My Brother's Keeper, a program that focuses on academic achievement for minority students ... Coached at Northwood by his uncle, Brian Harrington ... Had four INTs, including two TD returns, during a junior season in which he totaled 949 all-purpose yards ... Also an all-conference defensive back as a sophomore, when he scored on one of his four INTs and also had a punt return for a TD ... Intercepted two passes as a freshman ... Considered a three-star recruit by the 247Sports composite rankings.

### B. HARRINGTON'S CAREER STATISTICS

Year	GP/GS	Solo	Asst.	Total	TFL/Yds	Sack/Yds	INT	PBU	QBH	FR/FF
2019	11/0	7	3	10	0.0/0	0.0/0	0	0	0	0/0
2020	12/12	25	23	48	4.0/8	0.0/0	4	6	4	0/0
2021	13/7	19	12	31	5.0/23	3.0/17	0	4	6	0/1
2022	1/1	0	2	2	0.5/1	0.0/0	0	0	0	0/0
<b>Totals</b>	<b>37/20</b>	<b>51</b>	<b>40</b>	<b>91</b>	<b>9.5/32</b>	<b>3.0/17</b>	<b>4</b>	<b>10</b>	<b>10</b>	<b>0/1</b>

### B. HARRINGTON GAME-BY-GAME


2019	S-A-T	TFL	Sacks	QBH	PBU	Int-Yds	FF	FR
ETSU	0-1-1	0.0	0.0	0	0	0	0	0
Charlotte	1-1-2	0.0	0.0	0	0	0	0	0
at UNC	0-0-0	0.0	0.0	0	0	0	0	0
Coastal Carolina	0-0-0	0.0	0.0	0	0	0	0	0
at Louisiana	2-0-2	0.0	0.0	0	0	0	0	0
ULM	1-0-1	0.0	0.0	0	0	0	0	0
at So. Alabama	2-0-2	0.0	0.0	0	0	0	0	0
Ga. Southern	0-0-0	0.0	0.0	0	0	0	0	0
at South Carolina								
at Georgia State	0-0-0	0.0	0.0	0	0	0	0	0
Texas State								
at Troy	0-0-0	0.0	0.0	0	0	0	0	0
Louisiana (SBC)								
vs. UAB	1-1-2	0.0	0.0	0	0	0	0	0

2020	S-A-T	TFL	Sacks	QBH	PBU	Int-Yds	FF	FR
Charlotte	2-2-4	1.5	0.0	0	0	1-46	0	0
at Marshall	1-5-6	0.0	0.0	0	0	0	0	0
Campbell	3-2-5	0.0	0.0	0	0	0	0	0
Arkansas State	2-2-4	0.5	0.0	0	0	0	0	0
at ULM	2-0-2	0.0	0.0	0	0	1-0	0	0
at Texas State	1-0-1	0.0	0.0	0	0	1-49	0	0
Georgia State	1-0-1	0.0	0.0	0	0	0	0	0
at Co. Carolina	0-2-2	0.5	0.0	0	0	0	0	0
Troy	2-1-3	0.5	0.0	0	0	0	0	0
Louisiana	3-3-6	0.0	0.0	0	0	0	0	0
at Ga. Southern	2-1-3	1.0	0.0	0	0	1-0	0	0
vs. North Texas	6-5-11	0.0	0.0	0	0	0	0	0

2021	S-A-T	TFL	Sacks	QBH	PBU	Int-Yds	FF	FR
East Carolina	3-1-4	1.5	1.5	0	0	0	0	0
at Miami (FL)	2-0-2	0.0	0.0	2	0	0	0	0
Elon								
Marshall	4-2-6	0.5	0.5	0	0	0	0	0
at Georgia St.	2-1-3	3.0	0.0	0	0	0	0	0
at Louisiana	1-2-3	0.0	0.0	0	0	0	0	0
Coastal Carolina	0-1-1	0.0	0.0	1	1	0	0	0
ULM	1-0-1	0.0	0.0	0	0	0	0	0
at Arkansas State	1-1-2	0.0	0.0	0	1	0	0	0
South Alabama	1-1-2	0.5	0.0	2	0	0	0	0
at Troy	0-0-0	0.0	0.0	0	0	0	0	0
Ga. Southern	3-2-5	2.5	1.0	1	2	0	0	0
at Louisiana (SBC)	0-0-0	0.0	0.0	0	0	0	0	0
WKU <sup>1</sup>	1-1-2	0.0	0.0	0	0	0	0	0

<sup>1</sup> = Boca Raton Bowl

2022	S-A-T	TFL	Sacks	QBH	PBU	Int-Yds	FF	FR
North Carolina	0-2-2	0.5	0	0	0	0	0	0



## TONY HARRIS

39

CORNERBACK - REDSHIRT FRESHMAN

5-10 - 175  
CHARLOTTE, N.C.  
PROVIDENCE DAY



**2022:** Did not appear in any games as a true freshman.

**High School:** All-state and all-conference performer at Providence Day ... As a senior, had 90 tackles, one interception, eight PBUs, one touchdown.



## ISAIAH HELMS

54

OFFENSIVE LINEMAN - FIFTH-YEAR SENIOR

6-3 - 295  
HUDSON, N.C.  
WEST CALDWELL (WESTERN CAROLINA)



**Career entering 2023:** Has played in 46 college games, including 25 for App State (started in all 25 of his appearances, with one missed game in 2021).

**2022:** All-Sun Belt third team from the league ... Started all 12 games ... Versatile linemen started the first six games at right guard and the last six games at center ... Among non-tackles, ranked fourth among starting Sun Belt centers/guards in total blocking grade from PFF after playing 797 total snaps ... In first game switching from guard to center, helped App State rush for 469 yards in a 42-17 win against Georgia State ... Allowed only one quarterback hit in six games as the starting center ... Among starting guards and centers in the Sun Belt, had the third-best run-blocking grade ... Member of line that made the Joe Moore Midseason Honor Roll for the nation's top offensive line.

**2021:** Started at right guard in all 13 appearances ... Second on the team with 61 knockdown blocks while grading out at 77 percent by App State's staff in 833 plays ... Didn't allow any sacks ... With App State's line being a semifinalist for the Joe Moore Award, helped Mountaineers allow only 1.2 sacks per game (tied for the 11th-best total nationally) and average 34.5 points a game (23rd-best nationally).

**Previous College (Western Carolina):** Started all 21 games in each of his two seasons ... Named a HERO Sports FCS Sophomore All-American in 2020 ... All-SoCon first team in 2020 from the league's coaches and was named a third-team FCS Freshman All-American by Phil Steele in 2019 ... Southern Conference Academic Honor Roll member during his time in Cullowhee.

**High School:** As a standout at West Caldwell High School, picked to play in the Shrine Bowl of the Carolinas as a senior ... Three-time all-area and four-time all-district selection.





**DAVID HERNANDEZ** 16

QUARTERBACK - FIFTH-YEAR SENIOR  
6-0 - 210  
CHARLOTTE, N.C.  
BERRY ACADEMY



**2022:** Did not appear in any games ... Reserve quarterback and signal-caller as a program newcomer in 2022 ... Officially joined the football program in the 2022 spring after being a non-football-playing student at App State since his enrollment in the fall of 2019 ... COVID had an impact on walk-on tryouts early in Hernandez's time at App State, but he joined the team after participating in a walk-on tryout prior to the 2022 spring.

**High School:** Played quarterback at Berry Academy in Charlotte ... Graduated high school in 2019 ... Limited to 10 games over his final two prep seasons because of season-ending, upper-body injuries as a junior and senior.



**MICHAEL HETZEL** 12

WIDE RECEIVER - FOURTH-YEAR REDSHIRT SOPHOMORE  
5-11 - 195  
CHARLOTTE, N.C.  
ARDREY KELL



**2022:** Appeared in all 12 games ... Contributed on special teams and at slot receiver, making five catches for 71 yards ... Made a diving, one-handed catch for 22 yards against The Citadel to set up a touchdown as part of a two-catch, 44-yard game ... Opened season with 20-yard reception against North Carolina ... Also had catches against JMU and Georgia Southern ... Was on the field to help block near the goal line on the Hail Mary touchdown against Troy.

**2021:** Did not see game action.

**2020:** Did not see game action as a true freshman.

**High School:** Helped Ardrey Kell in Charlotte go a program-best 11-2 in 2019 ... Over final three prep seasons, caught 131 passes for 1,819 yards and 16 touchdowns ... Rushed for 432 yards and averaged 6.4 yards per carry over his final two seasons ... As an Ardrey Kell senior, caught 49 passes for 726 yards with nine touchdowns and averaged 6.1 yards per carry on 29 rushes ... Had a pair of two-TD games as a receiver, as he caught five passes for 80 yards against Independence and eight passes for 86 yards against Olympic ... Had a season-high 91 receiving yards against Marvin Ridge ... Had 57 catches for 840 yards and six TDs as a junior, going over 100 yards four times ... Had 139 yards on 10 catches against Myers Park and 136 yards on seven catches against Marvin Ridge ... Followed his senior season with an appearance in the Queen City Bowl and threw a trick-play touchdown pass ... Played for head coach Greg Jachym as a senior.



**SANTANA HOPPER** 29

DEFENSIVE END - REDSHIRT FRESHMAN  
6-2 - 255  
SHELBY, N.C.  
SHELBY



**2022:** Appeared in two games, playing defensive end against Robert Morris and Old Dominion ... Made first career tackle against Robert Morris.

**High School:** Helped lead Shelby to two state titles and a 35-5 record over his final three seasons ... As a senior in 13 games for a 15-1 state championship team, totaled 84 tackles, 14.5 sacks, 38 tackles for loss, three blocked punts and two forced fumbles ... In last three years at Shelby, totaled 176 tackles, 24.5 sacks and 73 tackles for loss over 34 games ... Had nine tackles, one sack and three tackles for loss in a state championship game win against Wallace-Rose Hill in 2021 ... Multiple tackles for loss in 12 of 13 games, with a single-game high of 5.0 ... Played for coach Mike Wilbanks to close career at Shelby ... Three-star prospect in the 247Sports Composite rankings and a top-20 overall prospect in the state of North Carolina.



**CHRISTAN HORN** 13

WIDE RECEIVER - FOURTH-YEAR JUNIOR  
6-2 - 190  
COLUMBIA, S.C.  
WESTWOOD



**2022:** Started all 12 games ... Team-best 600 receiving yards on 33 catches for an 18.18 average that ranked No. 3 in the Sun Belt ... Eighth-highest season average for yard per catch in school history and No. 4 among receivers with at least 30 catches ... One of four touchdown catches was a 53-yard Hail Mary as time expired in a win against Troy, as Horn made a circling grab of a tipped ball at the 8 and ran into the front-right corner of the end zone for Miracle on the Mountain: Part 2 ... Hail Mary grab capped a five-catch, 98-yard game ... Scored first career touchdown on a 31-yard reception against UNC ... Career-high 132 yards on three catches vs. The Citadel, with an 80-yard touchdown ... Had six catches for 83 yards at Texas State ... Team-best four catches for 66 yards at Marshall ... Had six catches of 30-plus yards on the season.

**2021:** Appeared in all 14 games ... Made five catches for 46 yards, with a long of 16 yards in the Boca Raton Bowl ... Had two catches in the opening win against ECU and one more the following game against Miami.

**2020:** Played in eight games and made one start as a true freshman ... Finished season with three catches for 79 yards ... Made first career start in the Sun Belt opener against Arkansas State and had two catches for 25 yards ... Had a season-long gain of 54 yards on a catch against Troy.

**High School:** Limited to four games as a senior due to injury, had 37 catches for 540 yards and four touchdowns on an 8-4 team that reached the second round of the state 4-A playoffs ... Played receiver and quarterback in high school ... First place in the 400 meters at the state 4-A track championships as a junior with a time of 47.69 seconds ... Played for coach Matt Quinn as a senior at Westwood ... Rated a three-star prospect by 247Sports.

**HORN'S CAREER STATISTICS**

Year	GP/GS	Rec	Yds	TD	Long	Avg.
2020	8/1	3	79	0	54	26.3
2021	14/0	5	46	0	16	9.2
2022	12/12	33	600	4	80	18.2
<b>Totals</b>	<b>34/13</b>	<b>41</b>	<b>725</b>	<b>4</b>	<b>80</b>	<b>17.7</b>

**HORN GAME-BY-GAME**

2020	Rec.	Yds	TDs	Long
Arkansas State	2	25	0	19
Troy	1	54	0	54

2021	Rec.	Yds	TDs	Long
East Carolina	2	7	0	10
at Miami (FL)	1	9	0	9
at Louisiana	1	14	0	14
Western Ky.	1	16	0	16

2022	Rec.	Yds	TDs	Long
North Carolina	3	59	1	31
at Texas A&M	2	12	0	9
Troy	5	98	1	53
James Madison	1	23	0	23
The Citadel	3	132	2	80
at Texas St.	6	83	0	24
Georgia St.	1	7	0	7
Robert Morris	0	0	0	0
at Coastal Carolina	4	57	0	23
at Marshall	4	66	0	33
Old Dominion	2	8	0	5
at Georgia Southern	2	55	0	45



**MICHAEL HUGHES** 99

KICKER - JUNIOR  
6-3 - 190  
CHARLESTON, W.VA.  
GEORGE WASHINGTON



**2022:** Handled kicks and kickoffs in all 12 games ... Made 9 of 12 field goals and was a perfect 50 of 50 on PATs for a total of 77 points ... Made first career field goal in the fourth quarter at Texas A&M – a tiebreaking kick from 29 in the 17-14 win – and had his jersey displayed in the College Football Hall of Fame ... One of 14 kickers nationally to attempt at least 50 extra points with no misses ... Sent 32 of 72 kickoffs for a touchback ... Sun Belt's ninth-leading scorer with 6.42 points per game ... Went 2 of 2 on field goals, including a career-long 40-yarder, in the win over ODU ... Made career-high four FGs at Georgia Southern (tied for second-most in school history, behind six from Drew Stewart in 2011).



**2021:** Appeared in all 14 games and handled kickoffs as a true freshman ... Helped App State turn a 14-0 deficit into a 14-14 tie in a 30-27 win against No. 14 Coastal Carolina by drilling a short, line-drive inside kick toward the right sideline after App State's first touchdown, with teammate Milan Tucker making a diving, one-hop catch to help set up the Mountaineers' second score ... Kicked off 95 times with 32 touchbacks, an average of 60.1 yards per kick and an average starting field position of the 26-yard line - App State's offense had an average starting field position of the 31 with the opponents delivering only 18 touchbacks on 69 kickoffs ... Ranked second in the Sun Belt with his 32 touchbacks and fourth in the Sun Belt in average kickoff distance ... App State ranked 24th nationally in kickoff efficiency.

**High School:** Ranked the No. 1 Class of 2021 kicker in the state of West Virginia and the No. 13 kicker in the nation by 247Sports.com ... Finished career with 13 made field goals and 118 extra points ... As a senior, made a long field goal of 47 yards against Woodrow Wilson, had touchbacks on 21 of 25 kickoffs, converted all 18 extra points and had six punts downed inside the 20 ... First-team 3-A all-state selection as a senior and junior (as a punter) ... All-Mountain State Athletic Conference and All-Kanawha Valley recognition from the Charleston Gazette-Mail as a senior ... Mid-Ohio Valley High School Football Awards Outstanding Kicker nominee for players in both West Virginia and Ohio ... Attends George Washington High School, the alma mater of App State head coach and former long snapper Shawn Clark ... As a junior, made four field goals, converted 33 of 34 extra points and had 20 touchbacks ... As a sophomore, made four field goals, converted 41 of 43 extra points and had a game-winning field goal as time expired in a 39-36 win against Riverside ... Coached by Steve Edwards at George Washington ... Rated a three-star prospect by 247Sports.com.

### HUGHES' CAREER STATISTICS

Year	GP	FGM/FGA	Long	Pct.	PAT	Points
2021	14	0/0	N/A	N/A	0/0	0
2022	12	9/12	40	75.0	50/50	77
<b>Totals</b>	<b>26</b>	<b>9/12</b>	<b>40</b>	<b>75.0</b>	<b>50/50</b>	<b>77</b>

### HUGHES GAME-BY-GAME

2022	FGM	FGA	Long	XPA	XPM
North Carolina	0	1	0	7	7
at Texas A&M	1	2	29	2	2
Troy	1	1	23	3	3
Myers Madison	0	0	0	4	4
The Citadel	0	0	0	7	7
at Texas St.	1	1	30	1	1
Georgia St.	0	0	0	6	6
Robert Morris	0	0	0	6	6
at Coastal Carolina	0	0	0	4	4
at Marshall	0	0	0	3	3
Old Dominion	2	2	40	3	3
at Georgia Southern	4	5	37	4	4



## ETHAN JOHNSON 19

CORNERBACK - SOPHOMORE  
5-11 - 195  
HUNTSVILLE, N.C.  
HOUGH



**2022:** Appeared in nine games and made two starts at defensive back as a true freshman ... Started at corner in the finale against Georgia Southern and as one of three cornerbacks on the field to begin the Texas State game before leaving it with an early injury and missing the next three games ... Totaled 16 tackles (13 solo) and one pass breakup ... Season-high seven tackles at Georgia Southern (all solo) with one breakup and six catches allowed on 11 targets.

**High School:** Had three interceptions and 32 tackles as a senior for a Hough team that went 14-1 and reached a 4-A state semifinal ... Part of a dominant defense that allowed less than 20 points in all 14 wins, gave up single-digit points in eight wins and produced two shutouts ... Intercepted passes in wins against Myers Park, North Meck and Mallard Creek before posting a season-high six tackles in the state semifinal loss to Chambers ... Played for coach Matthew Jenkins at Hough as a senior.



## CHRISTIAN JOHNSTONE 42

LONG SNAPPER - FIFTH-YEAR REDSHIRT JUNIOR  
6-3 - 255  
LOGANVILLE, GA.  
ARCHER



**Career entering 2023:** Snapped in all 40 games from 2019-21.

**2022:** Did not appear in any games following preseason surgery.

**2021:** All-Sun Belt second team as a long snapper by Phil Steele ... Appeared in all 14 games ... Delivered snap on game-winning field goal as time expired in the 30-27 win vs. No. 14 Coastal Carolina ... Contributed to a record-breaking season in which Chandler Staton made 20 of 21 field goals and converted all 57 of his extra points ... Helped App State rank 16th nationally in overall special teams based on the Fremeau Efficiency Index (FEI) ... One tackle vs. Louisiana.

**2020:** Played all 12 games as App State's long snapper ... With no bad snaps, App State converted 13 field goals, made 51 extra points and had 37 punts without a block ... Preseason third-team All-Sun Belt from Phil Steele.

**2019:** Played all 14 games as App State's long snapper as a true freshman ... With no bad snaps, App State converted 11 field goals, 72 extra points and had 71 punts without a block.

**High School:** Excelled as a long snapper and center at Archer ... Ranked 10th nationally among long snappers in the Class of 2019 and was one of 18 long snappers to receive a five-star grade from Rubio Long Snapping ... Ranked as the No. 9 long snapper in the Class of 2019 by 247Sports ... Ranked 11th nationally by Kohl's ... 2018 Gwinnett Daily Post All-County selection as a senior for an 11-3 team coached by Andy Dyer ... In March 2018, named to the top performers list at the Rubio Long Snapping Camp in Cornelius, N.C. ... Rated a two-star prospect by 247Sports.



## NATHAN KIBAMBE 20

OUTSIDE LINEBACKER - SIXTH-YEAR REDSHIRT SENIOR  
5-11 - 220  
CHARLOTTE, N.C.  
PROVIDENCE



**2022:** Did not appear in any games.

**2021:** Did not appear in any games.

**Prior to App State:** Played in 11 games and had 12 tackles for Georgia Military College in 2019 and opted out of the 2020 COVID-19 season ... Red-shirted at Garden City Community College in 2018.

**High School:** Played at Providence High School in Charlotte.



## DAVID LARKINS 85

TIGHT END - REDSHIRT SOPHOMORE  
6-5 - 255  
CINCINNATI, OHIO  
ELDER



**2022:** Appeared in all 12 games, contributing at tight end and on special teams ... Had three catches for 30 yards ... Made first career catch, a 7-yard gain, in the win at Texas A&M ... Had one catch for 6 yards at Texas State and a 17-yard reception against Robert Morris ... Delivered key block on a catch-and-run touchdown against Robert Morris.

**2021:** Redshirted as a true freshman ... Appeared in two games, playing against ULM and Troy.

**High School:** All-Greater Catholic League as a senior thanks to his standout blocking and nine catches for 116 yards with one touchdown as a tight end/H-back ... Team captain as a senior ... Finished career with 24 consecutive starts and added two sacks (among 15 tackles) while contributing at defensive end ... Ranked the No. 4 Class of 2021 tight end in the state of Ohio by 247Sports.com ... As a junior in 2019, helped Elder go 12-3, win the Region 4 title and reach the OSHAA Division I state final ... Also played basketball at Elder, with averages of 8.7 points, 6.1 rebounds and a GCL-leading 1.7 blocks as a junior ... Played for coach Doug Ramsey at Elder ... Rated a three-star prospect by 247Sports.com.



## REECE LARSON 21

WIDE RECEIVER - REDSHIRT FRESHMAN  
6-0 - 180  
WELLINGTON, FLA.  
WELLINGTON



**2022:** Appeared in one game as a true freshman, playing vs. Robert Morris.

**High School:** Caught 25 passes for 450 yards and eight touchdowns while amassing 550 return yards with another three scores as a senior at Wellington High School ... Nominee for Palm Beach Post Offensive Player of the Year ... Also excelled in track and field as a sprinter in the 100 and 200 meters.





**ORLANDO LEON** **52**

OUTSIDE LINEBACKER - REDSHIRT FRESHMAN  
6-2 - 225  
BOONE, N.C.  
WATAUGA



**2022:** Appeared in one game as a true freshman, playing against Robert Morris ... Had a hand in a turnover that was later overruled by a video review.

**High School:** Local standout from Watauga High School in Boone ... Had 29 tackles, 6.0 tackles for loss, two forced fumbles, one interception and two PBU's as a senior linebacker ... Also excelled at tight end, with 28 offensive touches leading to 530 yards and six touchdowns.



**JADEN LINDSAY** **73**

OFFENSIVE LINEMAN - REDSHIRT SOPHOMORE  
6-3 - 300  
WINSTON-SALEM, N.C.  
EAST FORSYTH



**2022:** Did not appear in any games.

**2021:** Redshirted as a true freshman.

**High School:** January 2021 early enrollee at App State ... With no NCHSAA football in the fall of 2020, moved forward from junior season in which he was an Associated Press All-State selection who made the All-Northwest team from the Winston-Salem Journal and the All-CPC team ... Ranked the No. 4 Class of 2021 offensive guard in the state of North Carolina by 247Sports.com ... As a standout offensive tackle, helped East Forsyth win 4-A state titles in 2018 with a 15-0 record and 2019 with a 13-2 record, as the Eagles beat Scotland 35-28 in the 2018 final and Cardinal Gibbons 24-21 in the 2019 final ... East Forsyth rushed for 286.0 yards per game in Lindsay's junior year as he averaged more than five pancake blocks a game and 248.3 yards per game in 2018 ... Coached by Todd Willert at East Forsyth ... Rated a three-star prospect by 247Sports.com.



**JAKE MANN** **44**

LONG SNAPPER - REDSHIRT SOPHOMORE  
5-9 - 235  
CHAPEL HILL, N.C.  
NORTHWOOD (OKLAHOMA)



**2022:** Appeared in all 12 games as the long snapper and delivered every punt/kick snap as an App State newcomer ... Made first career tackle on special teams in the win at Texas A&M.

**Prior to App State:** Played at Oklahoma in 2021, appearing in one game (against Western Carolina).

**High School:** Top-ranked long snapper by ESPN and Kohls in the prep Class of 2021 ... Five-time prep All-American.



**AHMANI MARSHALL** **3**

RUNNING BACK - FOURTH-YEAR JUNIOR  
6-2 - 225  
WINSTON-SALEM, N.C.  
EAST FORSYTH (WAKE FOREST)



**2022:** Appeared in 11 of 12 games ... Tied for third on the team with 389 rushing yards on 76 attempts (5.1 average) with four touchdowns ... Scored 4-yard touchdown run early in the second quarter for App State's first points in a 17-14 win at Texas A&M ... Rushed 19 times for a season-high 137 yards and a 17-yard touchdown in the home finale against ODU ... Broke loose for a 37-yard touchdown run in the third quarter of the win at Georgia State but missed the next game against Robert Morris with an injury ... Had a 2-yard touchdown in the fourth quarter of a 91-yard outing (on 20 carries) against Georgia Southern ... Totaled 39 carries for 228 yards and two touchdowns over the final two games ... Finished Texas A&M game with 35 yards on 11 carries ... After Troy took late safety, returned squibbed kickoff 13 yards to set up Hail Mary touchdown pass ... Also delivered crushing block in pass protection during Hail Mary pass.

**Wake Forest (2020-21):** Official freshman season in 2021 featured 23 carries for 103 yards in 10 games ... Had season highs of six carries for 37 yards vs. Duke and also had four carries for 29 yards vs. Norfolk State ... Appeared in two games in 2020, gaining 18 yards on six carries, including four vs. Louisville.

**High School:** As an East Forsyth standout, invited to participate in the Shrine Bowl of the Carolinas ... Member of back-to-back state championship teams ... Rushed for 668 yards and eight touchdowns in five games during an abbreviated senior season ... Totaled 2,204 rushing yards and 30 touchdowns in his prep career ... Ran for 1,134 yards and 20 touchdowns as a junior ... All-area performer played for coach Todd Willert at East Forsyth ... Three-star prospect in the 247Sports Composite rankings coming out of high school.

**MARSHALL'S CAREER STATISTICS**

Year	GP/GS	Rush	Yards	TDs	Long	Avg.
2020 (WF)	2/0	6	18	0	8	3.0
2021 (WF)	10/0	23	103	0	16	4.5
2022	11/0	76	389	4	37	5.1
<b>Totals</b>	<b>23/0</b>	<b>105</b>	<b>510</b>	<b>4</b>	<b>37</b>	<b>4.9</b>

**MARSHALL GAME-BY-GAME**

2022	Rush	Yards	TDs	Long
North Carolina	1	1	0	1
at Texas A&M	11	35	1	8
Troy	5	16	0	9
James Madison	8	40	0	24
The Citadel	3	12	0	8
at Texas St.	5	9	0	3
Georgia St.	4	48	1	37
at Coastal Carolina	0	0	0	0
at Marshall	0	0	0	0
Old Dominion	19	137	1	23
at Georgia Southern	20	91	1	19



**CONNER MAYNARD** **41**

PUNTER - FIFTH-YEAR REDSHIRT JUNIOR  
6-3 - 200  
MOORESVILLE, N.C.  
HOUGH (MIAMI OF OHIO)



**2022:** Did not appear in any games as backup punter and holder.

**Miami (OH):** Was a member of the program at Miami (Ohio) from 2019-21.

**Personal:** Son of Brad and Karen Maynard ... Father, Brad, punted in the NFL from 1997-2011 with the New York Giants, Chicago Bears, Houston Texans and Cleveland Browns ... Brother, Cole, punted at North Carolina.



**DYVON MCKINNEY** **31**

SAFETY - FOURTH-YEAR REDSHIRT SOPHOMORE  
6-0 - 205  
ASHEBORO, N.C.  
ASHEBORO (MERCER)



**2022:** Did not appear in any games.

**Mercer (2020-21):** Spent two seasons at Mercer, working at the "Joker" position on defense in 2020 and 2021 ... Appeared in eight games and had two tackles as a freshman before playing in three games in 2021 ... Appeared on offense in a 2021 win vs. Point, rushing three times for 25 yards in that 69-0 victory.

**High School:** Three-sport athlete at Asheboro High School, competing in football, lacrosse and track ... Played football for coach Kevin Gillespie ... Won the sportsmanship award and was also named Defensive MVP ... Named all-county and all-conference ... Earned all-county, all-region and all-conference honors for his time with the lacrosse and track teams ... Son of Justina McKinney ... Has two siblings: Tyler and Katelynn ... Born June 26, 2001.



**DESHAWN MCKNIGHT** **48**

DEFENSIVE END/TACKLE - JUNIOR  
6-3 - 285  
SUMTER, S.C.  
SUMTER



**2022:** Appeared in all 12 games at defensive end ... Finished season with 15 tackles and one forced fumble ... Forced fumble against James Madison ... Multiple tackles in five games ... Credited with nine QB pressures by PFF.



MEET THE MOUNTAINEERS

**2021:** Appeared in 10 games as a true freshman ... Working at defensive end, had nine tackles with 2.5 tackles for loss ... Had TFLs against Elon and Troy, plus contributed to one against Georgia Southern.

**High School:** January 2021 early enrollee at App State ... Appeared in seven games for an 8-1 team at Sumter as a senior, returning from injury for the three playoff games and posting six tackles in loss to Dutch Fork in the 5-A lower state title game ... Ranked the No. 1 Class of 2021 outside linebacker in the state of South Carolina by 247Sports.com ... Totaled 30 tackles in his seven games as a senior ... Also had a 35-yard interception return and one sack in 2020 ... For a 10-1 team as a junior, made 51 tackles, 7.0 tackles for loss and 2.0 tackles ... Had 12 tackles in a 45-7 playoff win against Woodmont and 10 stops in a 30-28 win against Spring Valley ... Coached by Mark Barnes at Sumter ... Rated a three-star prospect by 247Sports.com.



## TREVOR MOFFITT 45

INSIDE LINEBACKER - REDSHIRT SOPHOMORE

6-1 - 225

BUSHNELL, FLA.

SOUTH SUMTER



**2022:** Appeared in four games, playing against The Citadel, Georgia State, Robert Morris and Coastal Carolina ... Contributed on special teams and as a reserve linebacker ... Had one tackle against The Citadel.

**2021:** Redshirted as a true freshman.

**High School:** Helped lead South Sumter (about an hour west of Orlando) to a regional final while finishing his senior season with 83 tackles (8.3 per game), 8.0 sacks and 28.0 tackles for loss ... Had three games with 13 tackles and one more in double digits in 2020, with 5.0 tackles for loss in 13-tackle games against Palatka (won 28-7) and Bradford (won 9-6) ... Had 110 tackles, 22.0 tackles for loss and 9.0 sacks as a junior for a 9-3 team that allowed just 18.7 points per game and reached the Class 4A-Region 2 championship game ... Daily Commercial All-Area Defensive Player of the Year as a junior ... Coached by Ty Lawrence at South Sumter ... Moffitt's father, Ben, played at South Florida ... Rated a three-star prospect by 247Sports.com.



## NATE NOEL 5

RUNNING BACK - FOURTH-YEAR JUNIOR

5-10 - 190

MIAMI, FLA.

NORTHWESTERN



**Career entering 2023:** Has rushed for 2,240 yards and 13 touchdowns on 368 attempts (6.1 career average) ... Has totaled nine 100-yard games in his career, with a career-high 187 against Marshall in 2021 ... Has appeared in 33 career games and made 15 starts ... Sun Belt rushing leader in 2021 (1,126 yards) and team leader in 2022 (604 yards).

**2022:** All-Sun Belt honorable mention from the league ... Rushed for team-high 604 yards and career-best six touchdowns on 87 carries for a season-long average of 6.9 yards per carry ... Opened season with 116 rushing yards and two touchdowns on 14 carries against North Carolina and finished it with 171 rushing yards and three touchdowns on 12 carries against Georgia Southern ... Despite missing three full games and being limited by injury in several others, rushed for at least 69 yards in five contests ... Starting five times in nine appearances ... After totaling 10 catches in his first two seasons, made 24 catches for 145 yards ... Preseason watch lists for the Doak Walker Award and East-West Shrine Bowl.

**2021:** All-Sun Belt first team ... Played in all 14 games and started the final 10 at running back ... Led the Sun Belt with 1,126 rushing yards ... Led the Sun Belt in runs of 10+ yards with 31 ... Scored four rushing touchdowns and finished season with 199 carries with an average of 5.7 yards per rush ... Gave App State a 1,000-yard back for the 10th straight season and the Sun Belt's leading rusher for the sixth straight year ... Had five 100-yard rushing games: 126 against ECU, 187 against Marshall, 132 against ULM, 122 against Arkansas State and 102 against Troy ... Also topped 70 yards against Elon (73), Georgia State (74, all in the first half) and Coastal Carolina (82) ... Sun Belt Offensive Player of the Week and PFF College's "Secret Superstar of the Week" based on his outing against Marshall ... Total of 187 rushing yards on 20 carries in a 31-30 home win against Marshall included 104 in the fourth quarter alone and 87 on a game-clinching drive to run out the final 4:04 ... Had gains of 11, 14, 41 and 22 yards on the final drive against Marshall, smartly going down short of the end zone in the final two minutes to stop Marshall from regaining possession with an eight-point deficit ... Long run of season was a 47-yard gain on the opening drive in the bowl game, but an injury limited him to three carries against WKU.

**2020:** Played in 10 games as a true freshman (didn't appear in the first two) ... Emerging as the No. 2 running back late in the season with some older backs injured, rushed 51 times for 327 yards with two touchdowns over the final five games and finished the year with 510 yards and three touchdowns on 82

attempts (6.2 average per carry) ... Ranked No. 8 among FBS true freshmen, No. 3 among G5 true freshmen and No. 1 among Sun Belt true freshmen in rushing yards during the 2020 season ... Rushed for more than 100 yards in wins at Georgia Southern (13 carries for 103 yards, with a 70-yard touchdown) and against Campbell (14 carries for 131 yards, with a 5-yard touchdown in his college debut) ... With two backs who had rushed for more than 100 yards in the 2020 opener sidelined in Game 3 against Campbell, Noel made his debut as the backup to Daetrich Harrington, who had 211 rushing yards as App State totaled 404 rushing yards ... Less than two minutes after App State took a fourth-quarter lead on Jalen Virgil's kickoff return at Georgia Southern, on the first play after a three-and-out punt by the Eagles, Noel sprinted 70 yards for a touchdown that increased the lead to 31-20 in a 34-26 victory ... Started late-season hot streak by rushing 11 times for 46 yards at Coastal Carolina ... Had 12 carries for 80 yards against Troy a week later and then 12 rushes for 72 yards (with an early 33-yard touchdown run) against Louisiana ... Finished year with two catches for 25 yards.

**High School:** First-team All-Dade County from the Miami Herald as a senior ... Helped Miami Northwestern win a third straight 5-A state title in 2019 by rushing for 1,556 yards and 22 touchdowns for a 13-2 team ... As a senior, had eight touchdown runs of at least 20 yards and five touchdown runs of at least 50 yards ... Rushed for three touchdowns in a 34-17 victory in the 2019 state title game ... 2019 state championship MVP and 2019 Commissioners Cup offensive MVP ... Part of a state championship 4x100 relay team as a track and field sprinter as a junior, as his team posted a time of 40.74 seconds ... Coached by Max Edwards at Miami Northwestern, the alma mater for App State defensive end Demetrius Taylor ... Full name is Nathaniel D'Lan Noel ... Son of Mark and Janet Noel ... Has two siblings: Marcus and Amanda ... Rated a three-star prospect by 247Sports.

### NOEL'S CAREER STATISTICS

Year	GP/GS	Rush	Yds	Avg.	TD	Rec	Yds	Avg.	TD
2020	10/0	82	510	6.2	3	2	25	12.5	0
2021	14/10	199	1,126	5.7	4	8	16	2.0	0
2022	9/5	87	604	6.9	6	24	145	6.0	0
<b>Totals</b>	<b>33/15</b>	<b>368</b>	<b>2,240</b>	<b>6.1</b>	<b>13</b>	<b>34</b>	<b>186</b>	<b>5.5</b>	<b>0</b>

### NOEL GAME-BY-GAME

2020	Rush	Yds	TD	Rec	Yds	TD
Campbell	14	131	1	0	0	0
Arkansas State	4	6	0	0	0	0
at ULM	5	15	0	0	0	0
at Texas State	3	23	0	1	16	0
Georgia State	5	8	0	0	0	0
at Co. Carolina	11	46	0	1	9	0
Troy	12	80	0	0	0	0
Louisiana	12	72	1	0	0	0
at Ga. Southern	13	103	1	0	0	0
vs. North Texas	3	26	0	0	0	0

2021	Rush	Yds	TD	Rec	Yds	TD
East Carolina	15	126	0	1	3	0
at Miami (FL)	16	51	0	2	11	0
Elon	17	73	0	1	4	0
Marshall	20	187	0	1	-3	0
at Georgia State	12	74	1	2	-1	0
at Louisiana	17	42	0	0	0	0
Coastal Carolina	16	82	0	0	0	0
ULM	17	132	1	0	0	0
at Arkansas State	23	122	1	0	0	0
at Troy	11	27	1	0	0	0
Ga. Southern	9	21	0	0	0	0
at Louisiana (SBC)	12	42	0	0	0	0
WKU <sup>1</sup>	3	50	0	0	0	0

<sup>1</sup> = Boca Raton Bowl

2022	Rush	Yds	TD	Rec	Yds	TD
North Carolina	14	116	2	2	17	0
James Madison	6	13	1	0	0	0
at Texas St.	5	19	0	10	50	0
Georgia St.	15	69	0	2	12	0
Robert Morris	5	88	0	1	5	0
at Coastal	6	31	0	3	19	0
at Marshall	18	72	0	2	7	0
Old Dominion	6	25	0	2	1	0
at Ga. Southern	12	171	3	2	34	0





**ANDREW PARKER 7**

INSIDE LINEBACKER - SIXTH-YEAR REDSHIRT SENIOR  
6-2 - 235  
NEW ORLEANS, LA.  
SOPHIE B. WRIGHT (ARKANSAS)



**2022:** Appeared in all 12 games and made 10 starts at inside linebacker (mike linebacker) ... Ranked second on the team with 68 tackles ... Also had one sack (for a 14-yard loss against Texas State), 3.5 tackles for loss and one forced fumble (against Georgia Southern) ... Season-high 10 tackles in the win against Troy ... Had nine stops at Marshall, with eight apiece against North Carolina and Georgia Southern, followed by seven against The Citadel.

**Arkansas (2018-21):** Redshirted as a true freshman and producing 24 tackles in 29 games over his final three seasons ... Had seven tackles, one sack (against UAPB) and two QB hurries in 12 games during the 2021 season ... Had 12 stops while playing in all 10 games in 2020, including four tackles against Alabama, and five stops in seven games as a redshirt freshman.


**High School:** As a senior at Sophie B. Wright High School, credited with 107 tackles, 26.0 tackles for loss, three forced fumbles and one recovered fumble while rushing for 275 yards and a touchdown on 14 carries.

**PARKER'S CAREER STATISTICS**

Year	GP/GS	Solo	Asst.	Total	TFL	Sack	INT	PBU	FF	FR	BK
2019 (Ark)	7/0	2	3	5	0.0	0.0	0	0	0	0	0
2020 (Ark)	10/0	3	9	12	0.0	0.0	0	0	0	0	0
2021 (Ark)	12/0	4	3	7	1.0	1.0	0	0	0	0	0
2022	12/10	28	40	68	3.5	1.0	0	1	1	0	0
<b>Total</b>	<b>41/10</b>	<b>37</b>	<b>55</b>	<b>92</b>	<b>4.5</b>	<b>2.0</b>	<b>0</b>	<b>0</b>	<b>1</b>	<b>0</b>	<b>0</b>

**PARKER GAME-BY-GAME**

2022	S-A-T	TFL	Sacks	QBH	PBU	Int-Yds	FF	FR
North Carolina	3-5-8	0	0	0	0	0	0	0
at Texas A&M	1-1-2	0.5	0	0	0	0	0	0
Troy	4-6-10	0	0	0	0	0	0	0
James Madison	2-3-5	1.0	0	0	0	0	0	0
The Citadel	4-3-7	1.0	0	0	0	0	0	0
at Texas St.	1-4-5	1.0	1.0	0	1	0	0	0
Georgia St.	1-3-4	0	0	0	0	0	0	0
Robert Morris	2-2-4	0	0	0	0	0	0	0
at Coastal	0-0-0	0	0	0	0	0	0	0
at Marshall	2-7-9	0	0	0	0	0	0	0
Old Dominion	2-4-6	0	0	0	0	0	0	0
at Ga. Southern	6-2-8	0	0	0	0	0	1	0



**STEPHEN PASSEGGIATA 94**

DEFENSIVE END - FOURTH-YEAR REDSHIRT SOPHOMORE  
6-2 - 250  
WELLINGTON, FLA.  
WELLINGTON



**2022:** Appeared in nine games, returning for the season finale after missing the previous three games ... Made three tackles on the season as a member of the defensive line rotation and recovered a fumble in the victory against The Citadel ... Opened season with two tackles against North Carolina ... Credited with four QB pressures and one QB hit by PFF.

**2021:** Did not appear in any games.

**2020:** Did not see game action as a true freshman.

**High School:** Sun Sentinel Palm Beach County Class 8A-6A defensive player of the year honors as a senior ... Recorded 58 tackles and 16 sacks in his final prep season ... Named to the Palm Beach Post's Super 11 team entering his senior season ... First-team All-Palm Beach Post 8A-6A, first-team all-conference and third-team all-state as a junior with 68 tackles, 14 sacks and 27 tackles for loss ... Played for coach Tom Abel ... Rated a three-star prospect by 247Sports.



**OMARI PHILYAW 16**

CORNERBACK - REDSHIRT FRESHMAN  
5-10 - 180  
CHARLOTTE, N.C.  
HOUGH



**2022:** Appeared in four games as a true freshman, contributing at cornerback and on special teams ... Played against Texas State, Georgia State and Robert

Morris before playing his fourth game against Georgia Southern in the finale ... Had two tackles on the season, both at Georgia Southern ... Saw his most extensive action at cornerback in the Georgia State game.

**High School:** Broke up four passes and had 27 tackles as part of a deep secondary that helped Hough go 14-1 and reach a 4-A state semifinal during his senior season ... Part of a dominant defense that allowed less than 20 points in all 14 wins, gave up single-digit points in eight wins and produced two shutouts ... Season-high six stops in a lopsided win against North Meck ... All-area performer following an abbreviated junior season that included three interceptions as a standout at Myers Park ... Played for coach Matthew Jenkins at Hough as a senior ... Three-star prospect in the 247Sports Composite rankings.



**JAYDEN RAMSEY 63**


OFFENSIVE LINEMAN - REDSHIRT SOPHOMORE  
6-6 - 295  
ANDERSON, S.C.  
WESTSIDE



**2022:** Appeared in two games, playing left tackle against The Citadel and Robert Morris ... In 20 snaps, received overall blocking grade of 73.3 from PFF, including 75.8 as a pass blocker.

**2021:** Redshirted as a true freshman ... Appeared in three games as an offensive tackle, playing against Elon, Louisiana and ULM.

**High School:** All-Region I 4-A selection who helped lead Westside to a regional championship ... Helped Westside amass nearly 400 yards of offense a game, including 232.8 rushing yards per game ... Was a starting varsity tight end as a high school freshman, suffered an injury as a sophomore and excelled following a move to offensive tackle as a junior ... Ranked the No. 2 Class of 2021 offensive tackle in the state of South Carolina by 247Sports.com ... Added 30 pounds to his athletic frame during his senior year ... Coached by Scott Early at Westside ... Also played basketball for the Rams ... Rated a three-star prospect by 247Sports.com.



**KANYE ROBERTS 14**

RUNNING BACK - REDSHIRT FRESHMAN  
5-11 - 200  
TEACHEY, N.C.  
WALLACE-ROSE HILL



**2022:** Appeared in three games as a true freshman, playing against The Citadel, Robert Morris and Old Dominion ... Gained 127 yards on 19 carries (6.7 average) with two touchdowns (a 4-yard run against the Citadel, plus a 1-yard run against Robert Morris) ... Had seven carries for 70 yards (with a long run of 29) in his collegiate debut against The Citadel ... Gained 57 yards on 11 rushes against Robert Morris (with a long run of 23 yards) ... Had one carry vs. ODU.

**High School:** On the MaxPreps list of national leaders, No. 1 in the country with 3,511 rushing yards and 64 touchdowns (58 rushing) as a senior ... Averaged 219.4 rushing yards per game and 12.3 yards per carry for a 13-3 team that reached the 2-A state championship game in 2021 ... In 47 games over four seasons, totaled 7,318 rushing yards, 8,808 all-purpose yards and 113 touchdowns (104 rushing) ... While averaging 155.7 rushing yards per game over his career, also had 633 receiving yards and 857 return yards ... Rushed for 867 yards in eight games during an abbreviated junior season after gaining 1,558 yards in 12 games as a sophomore and 1,382 yards in 11 games as a freshman ... Had 253 yards and five touchdowns in the state title game as a senior ... Ranks second in NCHSAA history in single-season rushing touchdowns (58, behind just the 68 from T.A. McLendon in 2001) and overall points scored ... Played for coach Kevin Motsinger at Wallace-Rose Hill.

**ROBERTS' CAREER STATISTICS**

Year	GP/GS	Rush	Yards	TDs	Long	Avg.
2022	3/0	19	127	2	29	6.7
<b>Totals</b>	<b>3/0</b>	<b>19</b>	<b>127</b>	<b>2</b>	<b>29</b>	<b>6.7</b>

**ROBERTS GAME-BY-GAME**

2022	Rush	Yards	TDs	Long
The Citadel	7	70	1	29
Robert Morris	11	57	1	23
Old Dominion	1	0	0	0



MEET THE MOUNTAINEERS



## KAEDIN ROBINSON 2

WIDE RECEIVER - FIFTH-YEAR REDSHIRT JUNIOR  
6-2 - 205  
ASHEVILLE, N.C.  
CHRIST SCHOOL (UCF)



**2022:** All-Sun Belt honorable mention from the league ... Transfer from UCF made immediate impact, ranking third on the team in catches (27) and receiving yards (419) ... Played in 11 of 12 games and started five, including the final two ... Had six games with at least 48 receiving yards ... Scored a touchdown against UNC with nine seconds left that brought the game within a two-point conversion try of tying the opener ... Made a key block to help Christian Horn reach the end zone on the game-winning Hail Mary against Troy ... Posted three catches for 90 yards and a TD against ODU, thanks to a 57-yard catch on App State's first offensive play and a 35-yard score ... Made five catches for 57 yards vs. JMU ... Had four catches for 68 yards vs. Troy.

**UCF (2021):** Had a 30-yard touchdown catch against Bethune-Cookman in the third quarter of Game 2 and also played in Game 3 against Louisville.

**ASA Brooklyn (2019-20):** In 2020, was an honorable mention NJCAA All-American in 2019 and an All-Northeast Football Conference selection ... As an ASA Brooklyn freshman, had 37 catches for 879 yards (23.8 average) and nine touchdowns in 2019 ... Yardage total ranked fifth nationally, while touchdown total tied for fifth nationally ... In 10 games, had four games with at least 100 receiving yards and three games with two touchdown catches ... Enjoyed back-to-back games with five catches and two TDs against Army Prep (156 yards) and Monroe College (146 yards) that season.

**High School:** Had 94 catches for 1,686 yards and 23 touchdowns as a senior ... In 2018, had two games with more than 200 receiving yards: nine catches for 235 yards and four TDs against Cannon and 11 catches for 222 yards and three touchdowns against Rabun Gap-Nacoochee ... In addition to those games, had six other games with at least 100 receiving yards.

### ROBINSON'S CAREER STATISTICS

Year	GP/GS	Rec	Yds	TD	Long	Avg.
2021 (UCF)	2/0	1	30	1	30	30.0
2022	11/5	27	419	2	57	15.5
<b>Totals</b>	<b>13/5</b>	<b>28</b>	<b>449</b>	<b>3</b>	<b>57</b>	<b>16.0</b>

### ROBINSON GAME-BY-GAME

2022	Rec.	Yards	TDs	Long
North Carolina	2	48	1	26
at Texas A&M	1	3	0	3
Troy	4	68	0	42
James Madison	5	57	0	19
The Citadel	1	26	0	26
at Texas St	1	10	0	10
Robert Morris	1	0	0	0
at Coastal Carolina	3	56	0	46
at Marshall	1	12	0	12
Old Dominion	3	90	1	57
at Georgia Southern	5	49	0	20



## NICK ROSS 4

SAFETY - FIFTH-YEAR SENIOR  
5-11 - 190  
MARIETTA, GA.  
KELL



**Career entering 2023:** Played in 52 games with 15 starts, totaling 151 tackles and two interceptions, including a 20-yard return for a touchdown in the 20-15 win at South Carolina during his true freshman season.

**2022:** Started all 12 games at strong safety ... Led team with 73 tackles while adding 2.0 TFLs, three pass breakups, a forced fumble and an interception ... Career-high 12 tackles in the win against Troy and 11 more in the win vs. ODU ... Interception on first possession vs. Robert Morris ... Helped App State rank in the top 40 nationally in rushing defense and total defense.

**2021:** Played in all 14 games and started two games at strong safety (against East Carolina and Elon in the first three games) ... Finished season with 21 tackles and four pass breakups ... Had four tackles apiece against Louisiana (regular season) and ULM.

**2020:** Appeared in all 12 games as a safety and on special teams ... Finished season with 32 tackles, one interception and one forced fumble ... Sealed win at Georgia Southern by easily picking off a deep throw at the App State 19 with 1:42 remaining ... Tied career high with six tackles apiece against Marshall and ULM.

**2019:** Played in all 14 games as a true freshman safety ... A staple in App State's nickel package, made first career start at Troy as the Mountaineers began in that setup ... Made one of biggest plays of App State's season by returning interception 20 yards for a touchdown to break a 6-6 tie late in the first half of a 20-15 win at South Carolina ... Finished season with 25 tackles, three PBU's and one QB hurry ... Leaping breakup of a third-down pass forced a fourth-quarter punt at UNC, and made two of his three tackles against in the Tar Heels in the fourth quarter ... Recorded a season-best five tackles after starting in the regular season finale at Troy ... Also a key contributor on several special teams units.

**High School:** Early enrollee ... Had 69 tackles (50 solo), two forced fumbles and five pass breakups during the 10-game regular season as a senior for a Class 5-A team that went 9-3 under coach Brett Sloan ... Posted a season-high 13 tackles against Rome during his final prep season ... Recorded 80 tackles as a junior and 30 as a sophomore on a state semifinal team that went 11-3 ... Committed to App State in June 2018 ... A three-star prospect by the 247Sports composite rankings.

### ROSS' CAREER STATISTICS

Year	GP/GS	Solo	Asst.	Total	TFL/Yds	Sack/Yds	INT	PBU	QBH	FR/FF
2019	14/1	13	12	25	0.0/0	0.0/0	1	3	1	0/0
2020	12/0	19	13	32	0.0/0	0.0/0	1	0	0	0/1
2021	14/2	13	8	21	0.0/0	0.0/0	0	4	0	0/0
2022	12/12	42	31	73	2.0/4.0	0-0	1	3	0	1/0
<b>Totals</b>	<b>52/15</b>	<b>87</b>	<b>64</b>	<b>151</b>	<b>2.0/4.0</b>	<b>0.0/0</b>	<b>3</b>	<b>10</b>	<b>1</b>	<b>1/1</b>



## MARKELL SAMUEL 72

OFFENSIVE LINEMAN - FOURTH-YEAR REDSHIRT SOPHOMORE  
6-4 - 295  
FAYETTEVILLE, N.C.  
E.E. SMITH



**2022:** Appeared in two games, playing right tackle against The Citadel and Robert Morris ... Moved from the defensive line to offensive line late in fall camp.

**2021:** Appeared in one game as a defensive lineman, playing against Arkansas State.

**2020:** Appeared in one game as a true freshman, taking the field as a defensive lineman at ULM.

**High School:** Recorded 70 tackles (50 solo), six sacks and three fumble recoveries as a senior at E.E. Smith ... Had three multi-sack games and three TFLs in a close loss to a strong Terry Sanford team in 2019 ... Late bloomer who focused more on basketball early in high school and made his varsity football debut as a junior, when he posted 52 tackles, four sacks and two forced fumbles ... Two-time all-conference selection ... Played for coach Deron Donald as a senior for the Golden Bulls ... Rated a three-star prospect by 247Sports.



## AUSTIN SHOOK 57

KICKER - FOURTH-YEAR REDSHIRT SOPHOMORE  
6-0 - 205  
WAXHAW, N.C.  
PARKWOOD



**2022:** Did not appear in any games ... Conducted ESPN interview following the Hail Mary win over Troy due to some students mistaking him for Chase Brice.

**High School:** Made eight field goals and 37 extra points to score 61 points as a Parkwood senior in 2019.



## DONOVAN SPELLMAN 98

OUTSIDE LINEBACKER - SOPHOMORE  
6-4 - 230  
GREENVILLE, N.C.  
CLAYTON



**2022:** Appeared in seven games as a true freshman, playing primarily outside linebacker (Dog position) ... Totaled eight tackles and 2.5 sacks (for a loss of 11 yards) ... Recorded sacks for 5-yard losses against The Citadel and Georgia State before contributing to a sack against ODU ... Season-high four tackles (all solo) against The Citadel ... With App State shorthanded at the Dog position late in the year, recorded his highest snap counts against ODU and Georgia Southern.





**High School:** Finished with 148 tackles, 33.5 sacks, 43 tackles for loss and 52 quarterback hurries in last two seasons at Clayton ... As a senior, had 73 tackles, 15 sacks, 17 tackles for loss, one interception, one defensive touchdown and 36 quarterback hurries as a senior ... Averaged eight tackles per game as a senior at Clayton, with five multi-sack games in the first half of the season ... Selected for the Shrine Bowl of the Carolinas (which was canceled) while being the conference defensive player of the year ... During an abbreviated season as a junior, had 75 tackles for an 8-2 team that reached the state semifinals ... Played for coach Shane Handy at Clayton ... Three-star prospect in the 247Sports Composite rankings.



**DALTON STROMAN** **8**

WIDE RECEIVER - REDSHIRT SOPHOMORE  
6-4 - 200  
ROCKINGHAM, N.C.  
RICHMOND SENIOR



**2022:** Appeared in all 12 games ... His 371 receiving yards (on 19 receptions) were fourth on the team, while his four touchdown catches were tied for second on the team ... His 19.53 yards per catch would have led the Sun Belt if he met the minimum number of catches ... Led the team and tied for seventh in the Sun Belt with four catches of 40-plus yards, including two of 50-plus yards (55-yard reception at Texas State and 53-yard reception at Georgia Southern) ... On 53-yard Hail Mary pass to beat Troy, helped tip ball in crowd toward Christian Horn ... Five catches for a career-high 104 yards and a TD at Texas State ... First career TD on a 27-yard catch against JMU ... One-handed TD catch of 41 yards while drawing a flag for pass interference at Coastal Carolina got SportsCenter Top 10 recognition ... Outjumped defender in the end zone for a 19-yard score vs. Robert Morris.

**2021:** Redshirted as a true freshman ... Played in one game, making his debut in the Boca Raton Bowl and catching one pass for 10 yards.

**High School:** In a shortened, five-game senior season, had 24 catches for 275 yards and two receiving TDs, highlighted by six catches for 94 yards and one score in a playoff win against Middle Creek ... In first two varsity seasons for Richmond Senior from 2018-19, totaled 1,023 receiving yards and 12 touchdowns for teams with a combined record of 24-3 ... During a 13-1 season in 2019, had 716 receiving yards on 31 catches, good for a 23.1 average, and scored nine touchdowns for a 4-AA state semifinalist ... Scored seven touchdowns in the first six games of 2019, highlighted by a 143-yard game against Cardinal Gibbons and 118 yards against Clayton ... Had 19 catches for 307 yards and three touchdowns as a sophomore for an 11-2 team ... Ranked the No. 8 Class of 2021 receiver in the state of North Carolina by 247Sports.com ... Coached by Bryan Till at Richmond Senior, and Richmond receivers coach Andy Shuler played receiver at App State from 2011-14 ... Rated a three-star prospect by 247Sports.com.

**STROMAN'S CAREER STATISTICS**

Year	GP/GS	Rec	Yds	TD	Long	Avg.
2021	1/0	1	10	0	10	10.0
2022	12/0	19	371	4	55	19.5
<b>Total</b>	<b>13/0</b>	<b>20</b>	<b>381</b>	<b>4</b>	<b>55</b>	<b>19.1</b>

**STROMAN GAME-BY-GAME**

2022	Rec.	Yards	TDs	Long
North Carolina	1	41	0	41
at Texas A&M	2	14	0	8
Troy	1	8	0	8
James Madison	1	27	1	27
The Citadel	2	21	0	11
at Texas St.	5	104	1	55
Georgia St.	0	0	0	0
Robert Morris	1	19	1	19
at Coastal Carolina	2	55	1	41
at Marshall	1	5	0	5
Old Dominion	2	24	0	17
at Georgia Southern	1	53	0	53



**CADEN SULLIVAN** **26**

OUTSIDE LINEBACKER - REDSHIRT SOPHOMORE  
6-2 - 225  
INMAN, S.C.  
BOILING SPRINGS



**2022:** Appeared in 11 of 12 games, playing the final 11, and made three starts at outside linebacker (anchor position) ... Made starts against Troy, Coastal Carolina and Georgia Southern after moving from safety to outside linebacker ... Finished season with 17 tackles, two sacks, three tackles for loss and one forced fumble (against ODU) ... Recorded sack for 8-yard loss at Texas State and a sack for a 10-yard loss against ODU ... Made his debut at OLB at Texas A&M and had one stop while receiving a 77.8 defensive grade from PFF College ... Season-high four tackles against ODU in his most extensive action of the season.

**2021:** Redshirted as a true freshman ... Appeared in two games, playing against South Alabama and in the Boca Raton Bowl against WKU.

**High School:** January 2021 early enrollee at App State ... Multi-position standout intercepted six passes and returned two for touchdowns in just seven games as a senior at Boiling Springs ... Had 10 interceptions in 19 varsity games over three seasons and a combined 74 tackles over his final two seasons ... Picked off two passes in each of his first two games in 2020, as he had a 99-yard interception return and a 67-yard touchdown reception against Nation Ford ... As a senior, also scored four offensive touchdowns on pass receptions and one on a punt return ... Ranked the No. 3 Class of 2021 safety in the state of South Carolina by 247Sports.com ... Coached by Rick Tate at Boiling Springs ... Two-year captain for the Bulldogs ... Rated a three-star prospect by 247Sports.com.



**COEN SUTTON** **83**

WIDE RECEIVER - REDSHIRT SOPHOMORE  
6-2 - 200  
CHARLOTTE, N.C.  
HOUGH



**2022:** Appeared in one game, playing against Robert Morris ... Received "Difference Maker" award for work to help prepare App State's defense for opposing offenses.

**2021:** Redshirted as a true freshman.

**High School:** January 2021 early enrollee at App State ... With no NCHSAA football the fall of 2020, had a junior season in which he averaged 20.1 yards a catch and scored on three of his 15 receptions ... Had four catches of at least 29 yards, with a season-long gain of 45 against Providence, during Hough's 8-5 season in 2019 ... Coached by Matthew Jenkins at Hough ... Rated a three-star prospect by 247Sports.com ... Older brother, Corey, finished career in 2021 as one of App State's career receiving leaders ... Father, Clarence, signed with the Chicago Bears after playing current App State assistant Shawn Clark as a standout safety for the Mountaineers from 1993-95.



**MILAN TUCKER** **0**

CORNERBACK - FIFTH-YEAR REDSHIRT JUNIOR  
5-11 - 180  
LEHIGH ACRES, FLA.  
FORT MYERS



**Career entering 2023:** Second-team All-American as a kick returner in 2022 from the Football Writers Association of America ... Preseason third-team All-American as a kick returner in 2023 from Athlon Sports and Phil Steele ... Enters 2023 with 29 career kick returns for 769 yards (26.5 average in that role from 2021-22) ... Scored touchdown on 96-yard kickoff return at Marshall during the 2022 season ... Has three career kickoff returns of at least 45 yards.

**2022:** Second-team All-American as a kick returner from the Football Writers Association of America ... First place in the Sun Belt and third nationally with a kick return average of 28.2 yards (with 620 yards on 22 returns) ... All-Sun Belt second team from PFN and third team from the league ... Scored his first career touchdown with a 96-yard kickoff return at Marshall ... Gave App State a kick return touchdown for the fifth straight year ... Also had key returns of 47 yards against North Carolina and 63 yards in the win vs. Georgia State ... Saw action as a reserve cornerback and on additional special teams units, finishing the season with three stops ... Preseason watch list for the Hornung Award.

**2021:** Appeared in 13 of 14 games, missing just the Elon game ... Began the year as a slot receiver and finished it as a cornerback after switching based on secondary injuries for the final eight games ... Diving, one-hop recovery of an onside kick after App State's first touchdown in a 30-27 win against No. 14 Coastal Carolina helped Mountaineer turn a 14-0 deficit into a 14-14 tie ... Had one catch for 20 yards in the opening victory against East Carolina in Charlotte and totaled seven kickoff returns for 149 yards, with a long of 26 against Louisiana during the regular season ... Finished season with three tackles, including one defensive stop at Arkansas State ... Had two kickoff returns for 51 yards against Louisiana, four returns for 88 yards against Coastal Carolina and one for 10 yards at Troy.

**2020:** Appeared in the final 11 games, contributing as a receiver who switched to No. 0 after beginning the year as a cornerback ... Caught two passes for 11 yards and had one carry for 7 yards ... Also a special teams contributor, made three tackles ... Had 8-yard reception against Arkansas State, a 7-yard run against ULM and a 3-yard catch against Louisiana.

**2019:** Officially redshirted while playing in three games as a true freshman ... Made two tackles, including one at cornerback in the fourth quarter of the 34-31 win at North Carolina ... Also made a stop at cornerback against ULM.



**High School:** Played both ways for Fort Myers, racking up over 1,000 all-purpose yards and 12 total TDs (nine receiving, three rushing) to go with 34 tackles, an interception and a blocked field goal as a senior ... Saw time at cornerback as well as receiver and running back in the Green Wave's new spread offense in 2018 ... Helped coach Sam Sirianni's team to a 10-3 record and second round of the Florida 6-A playoffs and earned first-team all-area honors from The News-Press ... Second-team all-area as a junior in 2017, when he totaled nearly 750 all-purpose yards and seven TDs as one wing in the Green Wave's wing-T scheme and intercepted two passes, recovered a fumble and blocked a punt ... Son of former Major League Baseball outfielder Michael Tucker ... Rated a three-star prospect by the 247Sports composite rankings.

### TUCKER'S CAREER RETURN STATISTICS

Year	GP	Rec	Yds	TD	Long	Avg.
2021	13	7	149	0	26	21.3
2022	12	22	620	1	96	28.2
<b>Total</b>	<b>39 (career)</b>	<b>29</b>	<b>769</b>	<b>1</b>	<b>96</b>	<b>26.5</b>

### TUCKER GAME-BY-GAME

2021	Returns	Yards	TDs	Long
at Louisiana	2	51	0	26
Coastal Carolina	4	88	0	24
at Troy	1	10	0	10

2022	Returns	Yards	TDs	Long
North Carolina	3	89	0	47
at Texas A&M	1	19	0	19
Troy	1	20	0	20
James Madison	2	49	0	26
The Citadel	0	0	0	0
at Texas St.	4	79	0	42
Georgia St.	1	63	0	63
Robert Morris	2	70	0	39
at Coastal Carolina	4	75	0	24
at Marshall	3	134	1	96
Old Dominion	1	22	0	22
at Georgia Southern	0	0	0	0



## DJ VANHOOK 10

CORNERBACK - FIFTH-YEAR SENIOR

5-10 - 185

LONG BEACH, CALIF.

MILLIKAN (LONG BEACH CITY COLLEGE)



**2022:** Appeared in 10 of 12 games, contributing at cornerback and on special teams ... Appeared in the final five games, including time at cornerback in the finale with Georgia Southern ... Made one tackle (against Robert Morris).

**Long Beach City College (2021):** Intercepted two passes and broke up five while totaling 22 tackles ... Picked off passes vs. San Diego Mesa and Bakersfield

**El Camino College (2019-20):** Played in seven games in 2019 before the 2020 season was canceled.

**High School:** Team captain at Millikan High School, with 13 passes defended as a senior for an 8-3 team ... DJ comes from full first name of De'Jon.



## KARON WHITE 93

DEFENSIVE TACKLE - REDSHIRT SOPHOMORE

6-2 - 290

HARVEST, ALA.

SPARKMAN



**2022:** Appeared in 11 of 12 games and made first career start at defensive tackle against ODU in the home finale ... Finished season with 10 tackles, including two-tackle games against North Carolina and Marshall ... Played every game but the win vs. The Citadel ... Credited with seven QB pressures by PFF.

**2021:** Redshirted as a true freshman ... Appeared in four games, playing against East Carolina, Elon, Georgia State and Louisiana (regular season) ... Totaled two tackles, with one stop against ECU and Louisiana ... Missed the last half of the season with an injury.

**High School:** Early enrollee ... Appeared in the Alabama-Mississippi All-Star Game ... Totaled 256 tackles in 34 games, 43.0 tackles for loss, 19.0 sacks, 50 QB hurries and two fumble recoveries in four years ... Senior year included 109 tackles in 11 games, 18.0 tackles for loss, 8.0 sacks and 34 hurries ... Top games came against Albertville (12 stops, 5.0 TFLs, 3.0 sacks) and Grissom (15 tackles, 3.0 TFLs) ... As a junior, posted 73 stops, 12.0 tackles for loss, 6.0 sacks and 16 hurries ... Had 12.0 tackles for loss and 4.0 sacks among his 72 stops as a sophomore ... Coached at Sparkman all four years by his father, Laron, and also developed under defensive coach Matt Smith ... Rated a three-star prospect by 247Sports.com.



## BUCKY WILLIAMS 62

OFFENSIVE LINEMAN - SIXTH-YEAR REDSHIRT SENIOR

6-3 - 300

RINGGOLD, GA.


RINGGOLD (AUSTIN PEAY)



**2022:** All-Sun Belt second team from PFF ... Appeared in all 12 games and started the final six games (at right guard) ... Early in season, also saw a lot of time at left guard, and also spent some time at right tackle ... Graded out at 84.0 over 647 snaps, according to PFF, which gave him an 89.9 run-blocking grade (the highest number among Sun Belt offensive linemen) ... Allowed one sack in 336 pass-blocking snaps ... Overall grade was No. 1 among starting Sun Belt linemen ... Starter on a line that made the Joe Moore Midseason Honor Roll for the nation's top offensive line.

**Austin Peay (2019-21):** Started 34 straight games (with 35 total game appearances) in three seasons from 2019-21 after redshirting as a freshman in 2018 ... Second-team FCS All-American in his redshirt sophomore season and a first-team All-OVC performer over his final two seasons ... Started at left guard, then left tackle, during a 2021 season in which the Gobs had a top-20 passing offense at the FCS level.

**High School:** All-state as a senior at Ringgold High School.



## SETH WILLIAMS 55

OFFENSIVE LINEMAN - FOURTH-YEAR REDSHIRT SOPHOMORE

6-4 - 300

STATESVILLE, N.C.

STATESVILLE



**2022:** Appeared in two games, playing left guard against The Citadel and Robert Morris.

**2021:** Appeared in five games, playing against Elon, Georgia State, ULM, South Alabama and Troy.

**2020:** Did not see game action as he recovered from an injury as a true freshman ... Early enrollee.

**High School:** Three-year starter on the offensive line with 150 pancake blocks as Statesville went 30-8 over those three seasons ... First-team all-state from NCPreps.com ... All-conference as a senior for a Statesville team that took a 12-0 record into a second-round playoff loss ... 2019 team captain with 62 pancakes as a senior ... Instrumental part of an offense that averaged 43.5 points during the 12 wins ... Played center and offensive tackle ... Key part of offensive line that created holes as the Greyhounds rushed for 2,617 yards and threw for 2,905 in 2019 ... Named first-team all-conference and all-county as a junior, when he recorded 56 pancake blocks ... Played for coach Randall Gusler at Statesville ... Rated a three-star prospect by 247Sports.



## ELI WILSON 87

TIGHT END - FOURTH-YEAR JUNIOR

6-3 - 240

PIEDMONT, S.C.

WREN



**2022:** Appeared in all 12 games ... Caught 10 passes for 82 yards and one touchdown, an 8-yard scoring reception against Robert Morris ... Caught one pass for 27 yards in the opener against North Carolina and had a 5-yard reception in the win at Texas A&M ... Season-high three catches at Texas State and also had a multi-catch game against Coastal Carolina.

**2021:** Appeared in 11 games at tight end ... Totaled eight catches for 48 yards ... Scored first career touchdown on a 10-yard reception at Troy to push App State's lead to 24-7 in the third quarter of a 45-7 win ... Had two catches apiece against Arkansas State and Troy, with a long of 14 yards against the Red Wolves ... Also contributed as a blocker on the kickoff return team.

**2020:** Appeared in four games as a true freshman, taking the field against Campbell, Texas State, Troy and North Texas (bowl win) ... Had one catch for 2 yards in his college debut against Campbell.

**High School:** As an all-state pick, helped lead Wren to a 13-2 record and its first state 4-A championship in South Carolina ... Finished his senior season with 1,677 receiving yards and 20 touchdown catches on 91 receptions as a wide receiver ... North all-star team's MVP in the Touchstone Energy Cooperatives Bowl with six receptions for 84 yards, including a one-handed catch for 33 yards






... Put up more than 100 yards in seven of the first eight games as a senior, highlighted by a three-touchdown, 195-yard game ... Had a season-high 203 receiving yards with three TDs on eight catches in a 65-29 win against Greer ... Combined for 26 catches in Wren's only two losses, which were games decided by eight and six points ... Had 12 touchdown catches and 1,140 receiving yards as a junior, when he was named an all-state and all-region performer ... Ended prep career with 3,124 receiving yards, 179 catches and 33 TD catches ... Father, Mike, played football at Furman from 1984-87 ... Also played basketball in each of his first three years at Wren and was the team's leading rebounder ... Played football for coach Jeff Tate at Wren ... Rated a three-star prospect by 247Sports.

**WILSON'S CAREER STATISTICS**

Year	GP/GS	Rec	Yds	Avg.	TD	Long
2020	4/0	1	2	0	2	2.0
2021	11/0	8	48	1	14	6.0
2022	12/0	10	82	1	27	8.2
<b>Total</b>	<b>27/0</b>	<b>19</b>	<b>132</b>	<b>2</b>	<b>27</b>	<b>6.9</b>



**JOSIAH WYATT**

**96**

DEFENSIVE END - REDSHIRT FRESHMAN  
6-4 - 245  
BUFORD, GA.  
BUFORD



**2022:** Appeared in two games, playing defensive end against Robert Morris and Old Dominion ... Had one QB hurry against ODU.

**High School:** Helped lead Buford to three 6-A state championships and a 41-3 record over his final three years of high school ... All-region performer as a senior, highlighted by 2.5 sacks in a state semifinal win ... Had 36 tackles, nine tackles for loss, six sacks and 11 quarterback pressures as a junior for a 13-1 title team ... Played for coach Bryant Appling at Buford ... Three-star prospect in the 247Sports rankings.

**2023 NEWCOMERS**

**DECEMBER SIGNEES (HS/JUCO)**

Name	Pos.	Hometown/High School	Prev. College
Joey Aguilar	QB	Antioch, Calif./Freedom	Diablo Valley CC
Jayden Bethea	ILB	Lawrenceville, Ga./Dacula	
Jaylon Calhoun	RB	Lakeland, Ga./Lanier County	
Max Drag	TE	Chapin, S.C./Chapin	
Zyeir Gamble	SAF	Sumter, S.C./Sumter	
Cahari Haynes	OLB	Shelby, N.C./Burns	
Nate Johnson	DE	Gaffney, S.C./Gaffney	
Mitchell Lake	P	Brisbane, Australia/St. Peters Lutheran	
Chris Lawson Jr.	WR	Columbia, S.C./Ridge View	
Mason McHugh	QB	Ferdinand, Idaho/IMG Academy	
Ryan McKinnis	ILB	Buford, Ga./Buford	
AJ Mebane	DE	Durham, N.C./Southern Durham	
Colton Phares	SAF	Beaufort, S.C./Beaufort	
DJ Porter	CB	Spartanburg, S.C./Dorman	
Cayden Sweatt	OL	Bremen, Ga./Bremen	
Jalik Thomas	SAF	Macon, Ga./Central	Hutchinson CC
Grant Tucker	WR	Charlotte, N.C./Charlotte Christian	
Trenton Alan Yowe	CB	Calera, Ala./Calera	Coahoma CC

**NCAA TRANSFER PORTAL SIGNEES**

Name	Pos.	Hometown/High School	Prev. College
Shawn Collins	DE	Montclair, N.J./Montclair	Rutgers
Thomas Davis	OLB	Valdosta, Ga./Lowndes	Miami
Michael Fletcher	DE	Flint, Mich./Carman-Ainsworth	Michigan State
Scoobie Ford	WR	Atlanta, Ga./Marietta	Mississippi State
Tyrek Funderburk	CB	Indian Trail, N.C./Metrolina Christ.	Richmond
Thornton Gentry	OL	Chapin, S.C./Chapin	NC State
Maquel Haywood	RB	Wake Forest, N.C./Wake Forest	Navy
EJ Jackson	SAF	Belle Glade, Fla./Glades Central	Marshall
Makai Jackson	WR	Croydon, Pa./Harry S. Truman	Saint Francis
Montez Kelley	DE	Cincinnati, Ohio/Purcell Marian	Tiffin
Jack Murphy	OL	Fairfax, Va./Bishop O'Connell	Marshall
Jarrett Paul	DB	Brooklyn, N.Y./Paramus Cath.	Kansas
Anthony Red Jr.	OL	Bloomfield, Conn./St. Thomas More	Syracuse
Logan Ridolph	OL	Wesley Chapel, Fla./Wiregrass Ranch	Missouri State
Griffin Scroggs	OL	Grayson, Ga./Grayson	Georgia
Joseph Solomon	OL	Indianapolis, Ind./Bishop Chatard	Tulane

**ADDITIONAL NEWCOMERS**

Name	Pos.	Hometown/High School	Prev. College
Romelo Bell	OLB	Little Rock, Ark./Pulaski Academy	
Blake Bradford	OL	Denver, N.C./East Lincoln	
Ayden Burke	WR	Waxhaw, N.C./Myers Park	Virginia Tech
Dylan Castoria	TE	Huntersville, N.C./Comm. Sch. of Davidson	
Zahn Coakley	WR	Dallas, Texas/The Oakridge School	
Daniel Davis	OL	Winston-Salem, N.C./Oak Grove	
Michael Dipasquale	RB	Wake Forest, N.C./Wake Forest	
Cameron Estep	QB	Charlotte, N.C./Charlotte Christian	
Jason Hertz	DL	Indian Trail, N.C./Porter Ridge	
Randy Marion III	ILB	Mooresville, N.C./IMG Academy	
Isaiah McGuffin	ILB	Winston-Salem, N.C./Oak Grove	
Cash McVay	K	Anaheim, Calif./Servite	
Ethan Ryan	OL	Summerfield, N.C./No. Guilford	UNC Pembroke
Jack Scroggs	ILB	Buford, Ga./Buford	Wofford
Danny Stevens	DL	Charlotte, N.C./Charlotte Christian	
Braxton Veiga	ILB	Greensboro, N.C./Eastern Guilford	

MEET THE MOUNTAINEERS



## JOEY AGUILAR 4

QUARTERBACK - JUNIOR  
6-3 - 220  
ANTIOCH, CALIF.  
FREEDOM (DIABLO VALLEY C.C.)



2023: Early enrollee.

**Prior to App State:** Played two seasons at Diablo Valley Community College in central California ... In 2022, completed 64.0 percent of his passes for 1,446 yards with eight TDs and four INTs in six games ... Also rushed 65 times for 358 yards (59.7 yards per game) ... Threw for more than 300 yards in two games and at least 242 yards in four of six games ... In 10 games in 2021, completed 56.0 percent of his passes for 1,546 yards with 13 TDs and six INTs.

**High School:** In final two prep seasons at Freedom threw for 5,575 yards with 59 TDs and 14 INTs ... Threw 32 TD passes as a senior, when he passed for 3,074 yards ... First-team All-Bay 6 two years in a row.



## ROMELLO BELL 47

OUTSIDE LINEBACKER - FRESHMAN  
6-3 - 230  
WHITE HALL, ARK.  
PULASKI ACADEMY



**High School:** Four-time state champion and two-time all-conference performer at Pulaski Academy ... Six sacks during 12-1 championship season in 2022 ... Totaled 18.5 tackles for loss, three forced fumbles and three fumble recoveries during Pulaski career ... Father played college football at Central Arkansas.



## JAYDEN BETHEA 14

INSIDE LINEBACKER - FRESHMAN  
6-1 - 230  
LAWRENCEVILLE, GA.  
DACULA



**High School:** Made 93 tackles with eight tackles for loss, three sacks and two forced fumbles as an all-region performer during his senior year ... Earned first-team all-region and first-team all-county as a junior after making 87 tackles ... Also intercepted two passes, recovered three fumbles and scored two defensive touchdowns as a junior ... Scored four defensive touchdowns over his junior and senior seasons ... Over final two prep seasons, totaled 12 tackles for loss, 12 quarterback hurries, four fumble recoveries, three forced fumbles, three interceptions and four pass breakups ... Rated a three-star prospect by 247Sports.



## BLAKE BRADFORD 58

OFFENSIVE LINEMAN - FRESHMAN  
6-6 - 245  
DENVER, N.C.  
EAST LINCOLN



**High School:** Team captain as a two-way lineman for East Lincoln's 16-0 state championship team as a senior ... Three-year starter ... All-region selection and two-time all-conference performer ... Had 66 tackles with four sacks on defense while helping the Mustangs outscore their opponents 626-212 in 2022.



## AYDEN BURKEY 84

WIDE RECEIVER - REDSHIRT FRESHMAN  
5-11 - 175  
WAXHAW, N.C.  
MYERS PARK (VIRGINIA TECH)



**Prior to App State:** Redshirted as a true freshman at Virginia Tech in 2022.

**High School:** All-conference receiver at Myers Park for coach Curtis Lee Fuller ... Iron Mustang Award in 2022 and helped Myers Park to consecutive conference titles ... Posted 1,281 total yards, 75 receptions and 15 TDs.



## JAYLON CALHOUN 20

RUNNING BACK - FRESHMAN  
6-0 - 190  
LAKELAND, GA.  
LANIER COUNTY



2023: Early enrollee.

**High School:** Rushed for 1,110 yards and nine touchdowns and caught 17 passes for 420 yards (24.7 average) and four touchdowns in 12 games as a senior at Lanier County ... Division II Offensive Player of the Year at the 2-A level as a senior ... Totaled more than 2,000 rushing yards and 600 receiving yards with 24 touchdowns over his final three prep seasons ... Had five 100-yard rushing games as a senior, highlighted by a 180-yard, three-touchdown effort against Turner County and a 174-yard, three-touchdown showing against Telfair County ... Played for coach Kurt Williams as a senior.



## DYLAN CASTORIA 35

TIGHT END - REDSHIRT SOPHOMORE  
6-2 - 235  
HUNTERVILLE, N.C.  
COMMUNITY SCHOOL OF DAVIDSON



**High School:** Had four touchdown catches and 327 receiving yards as a senior for the Community School of Davidson in the spring of 2021 ... Played football for the first time as a prep senior ... All-conference pick as a tight end and defensive end ... Born Nov. 1, 2002.



## ZAHN COAKLEY 10

WIDE RECEIVER - FRESHMAN  
6-1 - 195  
DALLAS, TEXAS  
THE OAKRIDGE SCHOOL



**High School:** All-conference performer in football and track & field at The Oakridge School ... Had 33 catches for 519 yards and six touchdowns in nine games as a prep senior after totaling 31 catches for 431 yards and four TDs in nine games as a junior ... In addition to his 10 TDs and nearly 1,000 receiving yards over two seasons, averaged 7.4 yards on 23 carries ... Winner of the Gatorade MVP Athlete Award ... Conference champion in the 100 meters and 4x100 relay ... Son of Dexter and Nicole Coakley and has two siblings ... Father is an App State Hall of Famer and three-time NFL Pro Bowler who played 10 seasons, including the first eight with the Dallas Cowboys ... Proficient in music production, with more than 1 million streams ... Born March 10, 2005.



## SHAWN COLLINS 12

DEFENSIVE END - FOURTH-YEAR REDSHIRT SOPHOMORE  
6-5 - 265  
MONTCLAIR, N.J.  
MONTCLAIR (RUTGERS)



2023: Enrolled in January.

**Prior to App State:** Member of Rutgers' program for three seasons and appeared in six games during a 2022 season that was officially his redshirt freshman season ... Didn't appear in any games as a redshirting player in 2021 and was with the Scarlet Knights during a 2020 season that didn't count against a player's eligibility ... Recovered a fumble and broke up a pass against Penn State before finishing the 2022 season with six tackles ... Season-high four tackles against Wagner and also had a stop against Ohio State ... Five of six appearances came against Power Five programs, with four appearances in Big Ten play ... Gained nearly 25 pounds during his three years at Rutgers.

**High School:** Played for head coach John Fiore at Montclair High School ... Started at tight end and along the defensive line for the Mounties ... Caught eight passes for 125 yards and three touchdowns ... Added 28 tackles, including 5.5 for loss and four sacks ... Named to the 2019 Jersey Sports Zone All-Zone Team as a tight end ... Caught a pair of touchdowns, including the game-winner against Irvington ... Named First Team All-SFC Liberty Blue Division by NJ.com ... Earned All-Essex County first-team honors on defense ... Rated a top-40 recruit in New Jersey by 247Sports and top-30 prospect by Rivals.



**DANIEL DAVIS****77**

OFFENSIVE LINEMAN - FRESHMAN  
6-6 - 275  
WINSTON-SALEM, N.C.  
OAK GROVE



**High School:** Standout offensive tackle as a senior while helping lead the football team to an unbeaten regular season and 11-1 overall record ... All-State Academic Team selection.

**THOMAS DAVIS****15**

OUTSIDE LINEBACKER - REDSHIRT SOPHOMORE  
6-2 - 235  
VALDOSTA, GA.  
LOWNDES (MIAMI)



**Prior to App State:** Member of Miami's program for two seasons, as he redshirted in 2021 and appeared in one game as a redshirt freshman in 2022 ... Contributed to a sack in the 2022 opener against Bethune-Cookman ... Listed as a defensive end in Miami's 4-3 scheme and projects as a "Dog" pass-rushing linebacker in App State's 3-4 scheme, with an ability to also contribute at defensive end.

**High School:** A consensus three-star prospect by 247Sports, ESPN and Rivals ... Ranked the No. 27 player at position and No. 42 player in Georgia by 247sports ... Rated the No. 44 outside linebacker and No. 39 player in Georgia by ESPN ... Listed as the No. 52 player in Georgia by Rivals ... Had 94 tackles, 29.0 tackles for loss and 14.5 sacks over his final two prep seasons ... Initially chose Miami over offers from Arkansas, Cincinnati, Florida State, Indiana, Mississippi State and South Carolina, among others.

**MICHAEL DIPASQUALE****27**

RUNNING BACK - FRESHMAN  
5-10 - 200  
WAKE FOREST, N.C.  
WAKE FOREST



**High School:** Rushed for 2,716 yards and 55 touchdowns over his final three varsity seasons, with 1,312 yards and 25 rushing touchdowns as a senior for a 10-3 team ... Had 14 rushing touchdowns as a junior and 16 as a sophomore ... Had six 100-yard rushing games as a senior while averaging 6.3 yards per carry, highlighted by 170 yards against Wakefield and four touchdowns against Heritage ... Rushed 20 times for 200 yards against Rolesville as a junior.

**MAX DRAG****80**

TIGHT END - FRESHMAN  
6-4 - 235  
CHAPIN, S.C.  
CHAPIN



**High School:** Selected for South Carolina's North-South All-Star game ... As a senior, had 99 receiving yards to go with 35 tackles, including seven tackles for loss and three sacks ... Ranked a top-40 overall prospect in the state of South Carolina ... Rated a three-star prospect by 247Sports.

**CAMERON ESTEP****19**

QUARTERBACK - FRESHMAN  
6-0 - 190  
CHARLOTTE, N.C.  
CHARLOTTE CHRISTIAN



**High School:** Two-time state champion and school record holder for TD passes ... Two-year varsity starter with 3,568 passing yards and 43 touchdowns at Charlotte Christian ... Threw for 2,418 yards with 32 TD passes to go along with 377 rushing yards and six scores as a senior for a 10-3 team ... Career-high five TDs with 275 yards on a perfect 9-for-9 passing vs. Harrells Christian in 2022 ... Had seven games with at least three TD passes as a senior.

**MICHAEL FLETCHER****5**

DEFENSIVE END - FIFTH-YEAR REDSHIRT JUNIOR  
6-6 - 275  
FLINT, MICH.  
CARMAN-AINSWORTH (MICHIGAN STATE)



**2023:** Enrolled in January.

**Prior to App State:** Member of Michigan State's program for four seasons, with three sacks (including two in one game against Ohio State), four tackles for loss and 31 stops in 22 career games (three starts) from 2019-22 ... As a redshirt sophomore in 2022, had 13 tackles in eight games, contributing to a tackle for loss against Ohio State and blocking a kick against Indiana ... Season-high four tackles at Michigan with multiple stops in four more Big Ten games ... Played in one game as a redshirting true freshman in 2019 and had three sacks while playing in all seven games during a 2020 season that didn't count against his eligibility ... Played in six games during the 2021 season.

**High School:** Ranked the No. 1 high school defensive end prospect in the state of Michigan by 247Sports and ESPN.com ... Rated one of the top defensive ends in the nation by 247Sports (No. 25) and Rivals.com (No. 46) ... Two-time MLive Flint Dream Team selection ... First-team all-state selection (Division 1-2) as a junior ... Also a standout basketball player, leading Carman-Ainsworth to three straight Saginaw Valley League Championships.

**SCOOBIE FORD****24**

WIDE RECEIVER - SIXTH-YEAR REDSHIRT SENIOR  
5-11 - 180  
ATLANTA, GA.  
MARIETTA (MISSISSIPPI STATE)



**2023:** Enrolled in January.

**Prior to App State:** Member of Mississippi State's program for three seasons, with 17 game appearances and 19 catches for 247 yards ... Played in the last nine regular season games as a redshirt junior in 2022 and totaled eight catches for 66 yards ... Made one start (at Auburn) in eight games as a redshirt sophomore in 2021, when he totaled 19 catches for 247 yards ... In 2021, had four catches for 40 yards in a win at Texas A&M, five catches for 63 yards against Vanderbilt and 65 receiving yards against Arkansas ... Did not appear in a game as a Mississippi State newcomer during a 2020 season that didn't count against his eligibility ... Began collegiate career at Georgia Southern in 2018 (redshirted) and spent the 2019 season at Iowa Western Community College.

**High School:** Prepped at Marietta High School ... Three-star prospect per Rivals and 247Sports ... Tabbed team MVP as a senior ... As a senior, caught 43 passes for 602 yards and six TDs ... As a junior, made 37 catches for 517 yards and two scores ... Born Christian Armin Ford and is nicknamed Scoobie ... Father, Glenn, lettered in football at Georgia from 1994-98 ... Has seven siblings.

**TYREK FUNDERBURK****2**

CORNERBACK - SIXTH-YEAR REDSHIRT SENIOR  
6-0 - 185  
INDIAN TRAIL, N.C.  
METROLINA CHRISTIAN ACADEMY (RICHMOND)



**2023:** Enrolled in January.

**Prior to App State:** Member of Richmond's program for five seasons from 2018-22 and used three seasons of eligibility while totaling seven INTs and 77 tackles in 41 game appearances (19 starts) ... Made four interceptions and defended 14 passes during a redshirt junior season in 2022, when he also had 39 tackles and two forced fumbles in 13 games (starts in nine of the last 10 games) ... Had two INTs apiece against Sacramento State (FCS playoffs) and Stony Brook (included a 30-yard TD return) ... Season-high eight stops against William & Mary ... Redshirted in 2018 (after playing in four games) and played in 12 games as a 2019 redshirt freshman before being a second-team All-CAA selection during a 2021 spring season that didn't count against his eligibility ... Made five starts in eight games during a fall 2021 season in which he was named to the CAA's academic honor roll.

**High School:** Three-year varsity starter and two-time all-state performer at Metrolina Christian Academy in North Carolina ... Triple jump state champion in high school and three-time state medalist ... Also a conference champ in the long jump, 100 meters and 4x100 relay ... First name is pronounced Tie-Reek.




## ZYEIR GAMBLE 28

SAFETY - FRESHMAN  
5-10 - 185  
SUMTER, S.C.  
SUMTER



**High School:** As a senior safety for an 11-2 team that reached the Class 5-A semifinals, recorded 71 tackles, 5.5 tackles for loss, five interceptions, two forced fumbles, two fumble recoveries and two blocked kicks ... All-state selection and Shrine Bowl of the Carolinas pick as a senior ... Totaled a school-record 18 interceptions with 354 return yards in his prep career, including nine interceptions with 209 return yards as a junior ... Defended 15 passes as a junior and 23 over his final two seasons ... Also totaled 179 tackles, 15.0 tackles for loss, five fumble recoveries and three forced fumbles as a prep standout ... Had a three-interception game as a junior ... Totaled more than 1,000 all-purpose yards with 14 TDs as a junior and nearly 900 yards with five TDs as a senior ... Played for coach Mark Barnes at Sumter, helping the program go 39-6 during his four years there ... Rated a three-star prospect by 247Sports.



## THORNTON GENTRY 70

OFFENSIVE LINEMAN - REDSHIRT SOPHOMORE  
6-4 - 305  
CHAPIN, S.C.  
CHAPIN (NC STATE)



**Prior to App State:** Member of NC State's program for two seasons, having redshirted in 2021 and appeared in one game (against Charleston Southern) as an offensive guard in 2022 ... Early enrollee in spring of 2021 at NC State.

**High School:** Played offensive tackle at Chapin High School for his father, Justin ... Named to the 2020 Shrine Bowl of the Carolinas after helping lead his team to a 6-2 record ... Four-year starter finished prep career with 115 pancake blocks ... Named to the SCFCA 5-A all-state team and was the Region 5-A Lineman of the Year ... Also named the Chapin Lineman of the Year and won the Eddie Muldrow Leadership Award ... Served as a team captain at Chapin ... As a junior, named to the SCFCA 5-A all-state team and the Region 5-A all-region team ... Named to the National Honors Society in both 2019 and 2020 ... Ranked as the No. 9 center nationally and the No. 8 player in the state of South Carolina (highest among offensive linemen) by 247Sports.com.



## CAHARI HAYNES 24

OUTSIDE LINEBACKER - FRESHMAN  
6-1 - 220  
SHELBY, N.C.  
BURNS



**2023:** Early enrollee.

**High School:** Had 92 tackles, 13 tackles for loss, two sacks, two fumble recoveries, two forced fumbles and four pass breakups for a 13-2 team that reached the state semifinals during his senior year ... Selected to the Shrine Bowl of the Carolinas ... Named Defensive Player of the Year in the South Piedmont Conference ... Over four varsity seasons, totaled 324 tackles with 41 tackles for loss, 12 sacks, six forced fumbles and five fumble recoveries ... Recorded 101 tackles, 18 tackles for loss, six sacks and three blocked field goals as a junior ... Helped lead the Bulldogs to a 33-9 record over his final three seasons ... Rated a three-star prospect by 247Sports.



## MAQUEL HAYWOOD 28

RUNNING BACK - JUNIOR  
5-8 - 195  
WAKE FOREST, N.C.  
WAKE FOREST (NAVY)




**2023:** Enrolled in January.

**Prior to App State:** North Carolina native played running back for Navy during the 2021 and 2022 seasons ... Over 20 games, totaled 1,334 all-purpose yards with three touchdowns, including 916 all-purpose yards as a sophomore in 2022 ... Rushed for 473 yards on 73 carries (6.5 average) in 12 games during the 2022 season, when he also returned 17 kickoffs for 306 yards and caught eight passes for 137 yards and two touchdowns ...

Scored on touchdown receptions of 20 yards against Notre Dame and 25 yards in overtime against Army and had a long run of 44 yards at SMU ... Career-high 95 rushing yards (on eight attempts) against SMU in addition to 67 yards against ECU and 54 yards (on eight rushes) against Memphis ... Ranked ninth in the AAC with 18 runs of 10-plus yards (or on 24.6 percent of his carries) ... In eight games as a freshman, had a 98-yard kickoff return for a touchdown against East Carolina en route to 372 yards on 12 kickoff returns (31.0 yards per return) ... Had a 48-yard return against Cincinnati, with returns of 35-plus yards against SMU and Tulsa ... In 2021, also had nine rushing attempts, one reception and five tackles.

**High School:** At Wake Forest High School outside of Raleigh, scored 33 touchdowns and rushed for more than 2,000 yards, including 1,222 as a junior and 809 during an injury-shortened senior year ... Helped Wake Forest win state titles in 2017 and 2018 ... After graduating from Wake Forest in 2020, attended the Naval Academy Prep School during the 2020-21 year ... First name is pronounced Muh-KEL.



## JASON HERTZ 98

DEFENSIVE LINEMAN - FRESHMAN  
6-4 - 250  
INDIAN TRAIL, N.C.  
PORTER RIDGE



**High School:** Totaled 7.0 sacks as a varsity standout for Porter Ridge ... As a senior, totaled 3.5 sacks, 5.0 tackles for loss and 20 QB hurries for a 7-4 squad ... Also contributed on the offensive line and was named first-team all-conference on the offensive side of the ball ... Two-time AP Scholar with Honors ... Received Porter Ridge's Principal's Award with a 4.4 GPA.



## EJ JACKSON 6

SAFETY - FIFTH-YEAR SENIOR  
6-0 - 195  
BELLE GLADE, FLA.  
GLADES CENTRAL (MARSHALL)



**Prior to App State:** Appeared in 42 games and totaled 100 tackles over four seasons (including a COVID one that didn't count against his eligibility) at Marshall from 2019-22 ... Started the final five games of the 2022 regular season, including the final four at a safety spot (with the first one at a stud/nickel position) ... In 12 games as a safety in 2022, broke up two passes and made 33 tackles ... Had 56 stops and 1.5 TFLs over 13 games in 2021, when he started games at free safety (twice) and free safety (twice) ... Recovered and returned blocked PAT 85 yards for two Marshall points at James Madison in 2022 ... Had a season-high six stops against App State in 2022 after recording eight against the Mountaineers in 2021 ... Career high of 12 stops in the 2021 opener against Navy and nine more against UAB later that season.

**High School:** Rated a three-star prospect by Rivals.com and 247Sports.com ... Played free safety and slot back for Glades Central ... Ran the 40-yard dash in 4.56 seconds ... Played outside linebacker as a sophomore at Glades Central, racking up 74 tackles with 10.5 TFLs and nine sacks ... Moved to the secondary as a junior and picked off six passes.



## MAKAI JACKSON 15

WIDE RECEIVER - SOPHOMORE  
6-0 - 200  
CROYDON, PA.  
HARRY S. TRUMAN (SAINT FRANCIS)



**2023:** Enrolled in January.

**Prior to App State:** In 2022, had 85 catches for 991 yards with nine touchdowns in 12 games as a college newcomer at Saint Francis in Pennsylvania, contributing to HERO Sports Freshman All-America recognition from a 9-3 team that went 7-0 in league play and reached the FCS playoffs ... Northeast Conference Rookie of the Year as well as a first-team all-league performer ... Had five 100-yard receiving games in 2022, highlighted by 11 catches for 117 yards against Wagner and eight catches for a season-high 123 yards against Richmond ... Totaled 1,125 all-purpose yards, including a 79-yard kickoff return for a touchdown.

**High School:** All-league standout at Harry S. Truman High School, where he played for coach Benjamin Johnson ... Three-sport athlete also played basketball and baseball.





**NATE JOHNSON** 90

DEFENSIVE END - FRESHMAN  
6-5 - 230  
GAFFNEY, S.C.  
GAFFNEY



**2023:** Early enrollee.

**High School:** As a senior, totaled 59 tackles, 26 tackles for loss and 9.5 sacks in 11 games for a team that went 9-4 and reached a Class 5-A state semi-final ... Selected to the Shrine Bowl of the Carolinas ... Class 5-A Upper State Defensive Player of the Year and an all-state selection from the South Carolina Football Coaches Association ... Spartanburg Herald-Journal Player of the Year ... Season-high 10 stops with four tackles for loss and two sacks in a 26-20 win against Spartanburg ... Played for head coach Dan Jones at Gaffney ... Rated a three-star prospect by 247Sports ... Rated the No. 6 overall prospect in South Carolina and a top-50 edge rusher in the country by On3.



**MONTEZ KELLEY** 95

DEFENSIVE END - FOURTH-YEAR JUNIOR  
6-5 - 250  
CINCINNATI, OHIO  
PURCELL MARIAN (TIFFIN)



**Prior to App State:** Played in 25 games for Division II Tiffin (Ohio) University in three seasons from 2020-22, with 6.5 sacks and 8.0 tackles for loss in 10 games as a 2022 sophomore ... Had a pair of multi-sack games and 27 total tackles for a team that went 6-2 in league play in 2022 ... Ranked among Division II's top 50 players at 0.65 sacks per game ... Played in 11 games and had 27 tackles for an 8-3 team in 2021 after appearing in four games during a 2022 season that didn't count against his eligibility.

**High School:** Named to the Southwest Ohio Football Coaches Association Ron Woyan East-West All-Star Game following a standout career at Purcell Marian High School ... All-District Division V honoree.



**MITCHELL LAKE** 49

PUNTER - FRESHMAN  
5-11 - 195  
BRISBANE, AUSTRALIA  
SAINT PETERS LUTHERAN



**2023:** Early enrollee.

**High School:** Trained with Prokick Australia, which has produced seven Ray Guy Award winners in the last 10 seasons ... Left-footed punter who can kick traditional or rugby style ... Rated a two-star prospect by 247Sports ... Xavier Subotsch, who punted at App State from 2017-21, was also a product of Prokick Australia ... Grew up playing Australian Rules football.



**CHRIS LAWSON JR.** 82

WIDE RECEIVER - FRESHMAN  
6-0 - 180  
COLUMBIA, S.C.  
RIDGE VIEW



**2023:** Early enrollee.

**High School:** Had 40 receptions for 673 yards and five touchdowns as a junior ... Sidelined by an injury during his senior season ... Totaled 102 catches for 1,541 yards (15.1 yards per catch) and 11 touchdowns in high school ... Played for coach Derek Howard at Ridge View ... Ranked as a top-30 recruit in South Carolina ... Rated a three-star prospect by 247Sports.




**RANDY MARION III** 49

INSIDE LINEBACKER - FRESHMAN  
6-0 - 205  
MOORESVILLE, N.C.  
IMG ACADEMY



**High School:** Played the 2022 season at IMG Academy in Florida ... Had 76 tackles with 16 tackles for loss, 3.0 sacks, three fumble recoveries and one interception as a junior for the Cabarrus Warriors ... Marion's father, Randy Marion Jr., is an App State alum who ran track for the Mountaineers.



**ISAIAH MCGUFFIN** 46

INSIDE LINEBACKER - FRESHMAN  
6-0 - 220  
WINSTON-SALEM, N.C.  
OAK GROVE



**High School:** Named Senior Athlete of the Year at Oak Grove while helping lead the football team to an unbeaten regular season and 11-1 overall record ... All-conference performer as a linebacker and running back ... Had 59 tackles on defense, plus 663 rushing yards with 14 touchdowns as a senior ... Third-place finisher at the state wrestling championships as a senior.



**MASON MCHUGH** 17

QUARTERBACK - FRESHMAN  
6-2 - 195  
FERDINAND, IDAHO  
IMG ACADEMY



**2023:** Early enrollee.

**High School:** Graduated from IMG Academy in the spring of 2022 and often trained in Boise (in his home state of Idaho) or in southern California (with Jordan Palmer) during the fall ... In 2021, playing for IMG Academy's White team in Bradenton, Fla., had 31 touchdown passes while completing 159 passes for 2,849 yards for a team that went 10-1 and reached the Sunshine State Independent Association title game ... Set an IMG single-game varsity record with 376 passing yards in one game ... Played in two spring games during a COVID-altered season in the spring of 2021 at Bishop Gorman in Las Vegas ... In 2019, threw 20 touchdown passes at Eagle High School in Idaho ... Rated a three-star prospect by 247Sports.



**RYAN MCKINNIS** 43

INSIDE LINEBACKER - FRESHMAN  
6-2 - 225  
BUFORD, GA.  
BUFORD



**High School:** As a senior, totaled 87 tackles, seven tackles for loss, six sacks, eight quarterback hurries and four forced fumbles for a team that went 11-1 ... All-Gwinnett County selection ... Played as a two-way threat for coach Bryant Appling and helped Buford win state titles during a 14-1 season in 2021 and 13-1 season the year before that ... Was a standout sprinter in track and field ... Rated a three-star prospect by 247Sports.



**CASH MCVAY** 22

KICKER - REDSHIRT SOPHOMORE  
6-1 - 180  
ANAHEIM, CALIF.  
SERVITE



**High School:** Finished top 10 in 2021 Chris Sailer's National Kicking Competition/2021 Las Vegas Championship for graduating high school seniors and junior college kickers ... Named best junior kicker in Orange County (California) and ranked No. 8 as the only junior in the top 10 by the Orange County Register ... As a sophomore in 2018, made 40 of 41 extra points and all seven field goal attempts, with makes from 39, 42 and 43 yards in a single game.



MEET THE NEWCOMERS



## AJ MEBANE

92

DEFENSIVE END - FRESHMAN  
6-3 - 250  
DURHAM, N.C.  
SOUTHERN DURHAM



2023: Early enrollee.

**High School:** In last three years of high school, totaled 229 tackles, 39.5 sacks, 50 tackles for loss and 74 quarterback hurries ... Recorded 81 tackles, 12 tackles for loss, six sacks and 29 hurries for a team that went 8-5 and reached the third round of the playoffs in 2022 ... Had 117 tackles, 27 tackles for loss and 23.5 sacks as a junior, when he was an honorable mention all-state performer ... Had 10 multi-sack games as a junior, with four sacks vs. Vance County ... Had 433 receiving yards as a senior ... Rated a three-star prospect by 247Sports.



## JACK MURPHY

59

OFFENSIVE LINEMAN - FOURTH-YEAR REDSHIRT SOPHOMORE  
6-4 - 295  
FAIRFAX, VA.  
BISHOP O'CONNELL (MARSHALL)



2023: Enrolled in January.

**Prior to App State:** Member of Marshall's program for three seasons ... Used first year of eligibility in 2022 (when he made one appearance against Gardner-Webb) after redshirting in 2021 and being part of the Thundering Herd during a 2020 season that didn't count against his eligibility

**High School:** Rated a three-star prospect out of Bishop O'Connell by 247Sports.com before spending a year as the left tackle at Fork Union Military Academy ... Earned first-team all-state honors as a senior.



## JARRETT PAUL

9

DEFENSIVE BACK - SIXTH-YEAR REDSHIRT SENIOR  
6-1 - 200  
BROOKLYN, N.Y.  
PARAMUS CATHOLIC (KANSAS)



2023: Enrolled in January.

**Prior to App State:** Totaled 40 game appearances and 20 starts as an FBS defensive back from 2018-22, playing three seasons that counted against his eligibility ... Played in the first four games of the 2022 season for Kansas, totaling four tackles, with three coming in the season opener ... Member of Rutgers' program from 2018-19, with 41 tackles and eight starts at free safety in 2019, before sitting out the 2020 season and posting 46 tackles (28 solo), six pass breakups and one forced fumble as a starting cornerback for Eastern Michigan in 2021 ... Appeared in 12 games as a Rutgers true freshman in 2018 and 11 more as a sophomore ... In 2019, had eight stops against Michigan and 10 tackles against Boston College ... During the 2021 season for EMU, had seven stops against Ball State and five against Wisconsin.

**High School:** Coached by Dan Sabella at Paramus Catholic, the same program that produced All-Sun Belt tight end Henry Pearson ... Ranked as a three-star recruit by 247Sports ... Rated No. 24 overall recruit in New Jersey by Rivals.com ... Finished senior season with 23 solo tackles (35 total) ... Honorable mention All-Metro in 2017 by News12 Varsity ... Top-rated 2018 cornerback in New Jersey according to 247Sports.com and Rivals.com.



## COLTON PHARES

34

SAFETY - FRESHMAN  
6-2 - 195  
BEAUFORT, S.C.  
BEAUFORT



**High School:** All-state honoree was MVP of South Carolina's North-South All-Star game ... State champion in football and wrestling while also making the all-state team in track ... Safety had 69 tackles, four interceptions, nine pass breakups, two forced fumbles, one sack and five tackles for loss as a senior for a 13-1 team that won a Class 3-A state title ... Returned 11 punts for 363 yards with three TDs and 14 kickoffs for 388 yards with one TD ... Rushed 49 times

for 598 yards with six TDs and caught 19 passes for 349 yards with four TDs ... Also kicked field goals for Beaufort ... Scored two TDs while rushing for 198 yards, made seven tackles and broke up one pass in a 41-31 victory in the state championship game ... Helped lead Beaufort to a state runner-up finish during a 12-3 season as a junior ... Rated a three-star prospect by 247Sports.



## DJ PORTER

22

CORNERBACK - FRESHMAN  
6-0 - 175  
SPARTANBURG, S.C.  
DORMAN



**High School:** An all-region performer as an athlete during his senior season ... Projects as a cornerback after contributing on both sides of the ball at Dorman ... Totaled nearly 1,000 all-purpose yards as a senior, when he had five touchdown catches and seven rushing touchdowns ... Rushed for 211 yards and had a 66-yard catch in the same game as a senior ... Also played some quarterback for Dorman, passing for five more touchdowns ... Played for a 9-3 team as a senior ... Excelled as one of the top sprinters in South Carolina ... Ranked as the No. 10 overall prospect in his state and a top-60 cornerback in the country by On3 ... Rated a three-star prospect by 247Sports.



## LOGAN RIDOLPH

76

OFFENSIVE LINEMAN - FRESHMAN  
6-5 - 295  
WESLEY CHAPEL, FLA.  
WIREGRASS RANCH (MISSOURI STATE)



**Prior to App State:** Signed with Missouri State in the 2022 spring.

**High School:** Played in the FACA North-South All-Star Game following his senior year ... First-team all-county and all-conference selection ... Had 17 pancake blocks in eight games during his senior season at Wiregrass Ranch while helping the offensive unit average 313.2 yards per game ... Helped coach Mark Kantor's Bulls post a 5-5 overall record during his senior season within a competitive 7A slate.



## ETHAN RYAN


60

OFFENSIVE LINEMAN - FOURTH-YEAR REDSHIRT SOPHOMORE  
6-3 - 290  
SUMMERFIELD, N.C.  
NORTHERN GUILFORD (UNC PEMBROKE)



**Prior to App State:** Member of UNC Pembroke's program in 2020 and 2021.

**High School:** Prepped at Northern Guilford High School for coach Erik Westberg ... Helped pave the way for an offense that averaged 29.7 points and 349.2 yards per game ... Also an all-conference, all-area, all-region and all-state performer in lacrosse for the Nighthawks.



## GRIFFIN SCROGGS

74

OFFENSIVE LINEMAN - REDSHIRT FRESHMAN  
6-3 - 325  
GRAYSON, GA.  
GRAYSON (GEORGIA)



**Prior to App State:** Redshirted as a true freshman member of Georgia's national championship team during the 2022 season ... Early enrollee sat out that season's spring practice to recover from an injury ... Played center during Georgia's 2023 spring game.

**High School:** Invited to the 2022 All-American Bowl ... Three-star prospect from 247Sports, Rivals and ESPN ... Coached by Adam Carter at Grayson High ... No. 5 center prospect from ESPN, No. 42 offensive guard prospect from Rivals, No. 62 interior lineman prospect from 247Sports and No. 69 offensive tackle prospect from PrepStar Magazine ... Helped lead Grayson to a 10-4 record and GHSA Class 7A semifinals ... Named to 247Sports.com All-America Team ... Helped lead Rams to 2020 GHSA Class 7A state championship ... Brother, Jack, is also an App State newcomer in 2023 ... Played first two seasons at Buford High.



**JACK SCROGGS** **35**

INSIDE LINEBACKER - FIFTH-YEAR REDSHIRT JUNIOR  
6-1 - 235  
BUFORD, GA.  
BUFORD (WOFFORD)



**Prior to App State:** Played in 26 career games at Wofford with 31 total tackles and two forced fumbles over four years from 2019-22 ... After red-shirting in 2019 (two games) and using no eligibility in the 2020-21 season (three games) because of COVID, played in 11 games in 2021 and 10 games in 2022 ... Had 18 total tackles in 2022 ... At Chattanooga, had four tackles, and in the second quarter, forced a fumble that was recovered by the Terriers ... At Virginia Tech, had three tackles ... At Samford, had six tackles ... Named to the Southern Conference Fall All-Academic Team after being named to the Southern Conference Academic Honor Roll in 2021.

**High School:** Started his last two seasons at linebacker for coach John Ford at Buford High School ... During his senior year, recorded 85 tackles and six sacks, earning a spot in the Georgia Elite Classic All-Star game ... As a junior, had 65 tackles and four sacks ... Team was 48-9 overall in his four seasons, finishing as state runner-up twice ... Also played lacrosse and was on the state championship fishing team ... Member of the Beta Club and National Spanish Honor Society ... Brother, Griffin, is also an App State newcomer in 2023.

**JOSEPH SOLOMON** **78**

OFFENSIVE LINEMAN - FOURTH-YEAR REDSHIRT SOPHOMORE  
6-5 - 275  
INDIANAPOLIS, IND.  
BISHOP CHATARD (TULANE)



**Prior to App State:** Appeared in two games over three seasons at Tulane (2020-22), with a COVID season that didn't count against his eligibility in 2020 and a redshirt season with one game appearance in 2021 ... Appeared in one game (against Alcorn State) early in the 2022 season as a third-year redshirt freshman.

**High School:** Helped lead Bishop Chatard to the 3A Indiana State High School Championship in 2019 ... Named a three-star recruit by 247sports.com ... Played a role in Bishop Chatard's 3A semi-state run in 2018.

**DANNY STEVENS** **54**

DEFENSIVE LINEMAN - FRESHMAN  
6-4 - 265  
CHARLOTTE, N.C.  
CHARLOTTE CHRISTIAN



**High School:** Two-time state champion and two-time all-state selection at Charlotte Christian ... All-conference performer ... Two-way standout had 68 tackles with 9.0 tackles for loss on defense and was named to the Carolina Bowl Senior Showcase as an offensive lineman.

**CAYDEN SWEATT** **51**

OFFENSIVE LINEMAN - FRESHMAN  
6-4 - 285  
BREMEN, GA.  
BREMEN



**High School:** An all-state and all-region performer as a prep standout at Bremen ... Played in the GACA North-South Junior All-Star game following his junior season ... Standout two-way lineman for the Blue Devils ... Played for coach Davis Russell at Bremen ... Rated a three-star prospect by 247Sports.

**JALIK THOMAS** **17**

SAFETY - FOURTH-YEAR JUNIOR  
5-11 - 200  
MACON, GA.  
CENTRAL (HUTCHINSON, C.C.)



**2023:** Early enrollee.

**Prior to App State:** Helped lead Hutchinson Community College to the NJCAA national championship game during a three-year stint, including the COVID-affected 2020-21 season, in which he totaled 11 passes defended, 46 tackles, one fumble recovery and 1.5 tackles for loss ... Had three interceptions in 2022, including a 38-yard interception return for a touchdown ... Played in 10 games during the 2021 fall season ... In the 2021 spring season, scored on a 100-yard kickoff return ... Averaged 28.9 yards per kickoff return that season.

**High School:** Played safety and quarterback, earning all-state honorable mention as a senior ... Totaled 899 rushing yards and 820 passing yards as a senior.

**GRANT TUCKER** **11**

WIDE RECEIVER - FRESHMAN  
6-3 - 190  
CHARLOTTE, N.C.  
CHARLOTTE CHRISTIAN



**High School:** Caught 73 passes for 1,020 yards and 18 touchdowns during his three-year varsity career ... Scored 12 receiving TDs while catching 36 passes for 529 yards during a senior season in which the Knights went 10-3 and reached the state title game ... Scored on all three catches and totaled 141 receiving yards in a 2022 win ... Also had three TDs vs. Christ School ... Rated a four-star prospect and the No. 12 overall recruit in North Carolina by 247Sports.

**BRAXTON VEIGA** **42**

INSIDE LINEBACKER - FRESHMAN  
6-1 - 215  
GREENSBORO, N.C.  
EASTERN GUILFORD



**High School:** Nearly 300 tackles in final three varsity seasons ... School record holder in career tackles and tackles for loss ... Two-time all-state selection ... Totaled 103 tackles, 16 tackles for loss and seven sacks as a senior.

**TRENTON ALAN YOWE** **13**

CORNERBACK - FOURTH-YEAR REDSHIRT SOPHOMORE  
6-2 - 185  
CALERA, ALA.  
CALERA (COAHOMA C.C.)



**2023:** Early enrollee.

**Prior to App State:** Had six passes defended with one interception and 23 tackles in nine games during the 2022 season for Coahoma Community College ... Scored on a 65-yard INT return ... Played in one game and recovered a fumble for Hutchinson C.C. during the COVID-affected 2020-21 season.

**High School:** Was a top-10 overall recruit in Alabama and a four-star prospect during his prep career ... Rated a three-star prospect by 247Sports.

**2022 App State Season Statistics****2022 STATS**

	<b>APP</b>	<b>OPP</b>
<b>Scoring</b>	<b>419</b>	<b>321</b>
Points per game	34.9	26.8
Points Off Turnovers	73	30
<b>First Downs</b>	<b>276</b>	<b>232</b>
Rushing	125	89
Passing	126	121
Penalty	25	22
<b>Rushing Yardage</b>	<b>2453</b>	<b>1530</b>
Yards gained rushing	2630	1840
Yards lost rushing	177	310
Rushing attempts	474	420
Average per rush	5.2	3.6
Average per game	204.4	127.5
TDs Rushing	27	20
<b>Passing Yardage</b>	<b>3011</b>	<b>2636</b>
Comp-Att-Int	226-359-6	218-364-7
Average per pass	8.4	7.2
Average per catch	13.3	12.1
Average per game	250.9	219.7
TDs Passing	28	18
<b>Total offense</b>	<b>5464</b>	<b>4166</b>
Total plays	833	784
Average per play	6.6	5.3
Average per game	455.3	347.2
<b>Kick returns: #-Yards</b>	<b>26-675</b>	<b>25-550</b>
<b>Punt returns: #-Yards</b>	<b>16-79</b>	<b>6-30</b>
<b>Int returns: #-Yards</b>	<b>7-32</b>	<b>6-186</b>
<b>Kick return average</b>	<b>26.0</b>	<b>22.0</b>
<b>Punt return average</b>	<b>4.9</b>	<b>5.0</b>
<b>Int return average</b>	<b>4.6</b>	<b>31.0</b>
<b>Fumbles-Lost</b>	<b>11-5</b>	<b>22-13</b>
<b>Penalties-Yards</b>	<b>67-619</b>	<b>66-636</b>
Average per game	51.6	53.0
<b>Punts-Yards</b>	<b>43-1631</b>	<b>55-2294</b>
Average per punt	37.9	41.7
Net punt average	34.9	40.3
<b>Kickoffs-Yards</b>	<b>72-4318</b>	<b>61-3654</b>
Average per kick	60.0	59.9
Net kick average	37.3	36.0
<b>Time of possession / game</b>	<b>30:35</b>	<b>29:25</b>
<b>3rd-down conversion</b>	<b>59/155</b>	<b>71/168</b>
3rd-down pct	38%	42%
<b>4th-down conversion</b>	<b>18/37</b>	<b>10/20</b>
4th-down pct	49%	50%
<b>Sacks by-Yards</b>	<b>28-170</b>	<b>18-93</b>
<b>Misc Yards</b>	<b>0</b>	<b>0</b>
<b>Touchdowns scored</b>	<b>56</b>	<b>42</b>
<b>Field goals - attempts</b>	<b>9-12</b>	<b>9-13</b>
<b>On-Side kicks</b>	<b>0-0</b>	<b>0-0</b>
<b>Red-zone scores</b>	<b>(43-54) 80%</b>	<b>(29-36) 81%</b>
<b>Red-zone touchdowns</b>	<b>(35-54) 65%</b>	<b>(24-36) 67%</b>
<b>PAT-attempts</b>	<b>(50-50) 100%</b>	<b>(38-38) 100%</b>
<b>2-point conversion-attempts</b>	<b>(2-4) 50%</b>	<b>(2-3) 67%</b>
<b>Attendance</b>	<b>234965</b>	<b>182496</b>
Games / Avg per game	7/33566	5/36499
Neutral site games	-	0/0



**Rushing**

Player	gp	att	gain	loss	net	avg	td	lg	avg/g
Nate Noel	9	87	610	6	604	6.9	6	52	67.1
Camerun Peoples	9	101	605	12	593	5.9	5	73	65.9
Daetrich Harrington	12	81	408	19	389	4.8	4	31	32.4
Ahmani Marshall	11	76	397	8	389	5.1	4	37	35.4
Anderson Castle	12	26	168	1	167	6.4	2	21	13.9
Kanye Roberts	3	19	128	1	127	6.7	2	29	42.3
Chase Brice	12	71	234	117	117	1.6	4	14	9.8
Dashaun Davis	12	4	33	0	33	8.3	0	20	2.8
Ryan Burger	1	2	23	0	23	11.5	0	12	23.0
Kaedin Robinson	11	1	15	0	15	15.0	0	15	1.4
Christian Wells	8	1	4	0	4	4.0	0	4	0.5
Brady McBride	1	1	3	0	3	3.0	0	3	3.0
Bradley Davis	1	2	2	1	1	0.5	0	2	1.0
Team	12	2	0	12	-12	-6.0	0	0	-1.0
<b>Total</b>	<b>12</b>	<b>474</b>	<b>2630</b>	<b>177</b>	<b>2453</b>	<b>5.2</b>	<b>27</b>	<b>73</b>	<b>204.4</b>
<b>Opponents</b>	<b>12</b>	<b>420</b>	<b>1840</b>	<b>310</b>	<b>1530</b>	<b>3.6</b>	<b>20</b>	<b>71</b>	<b>127.5</b>

**Passing**

Player	gp	effic	comp-att-int	pct	yds	td	lg	avg/g
Chase Brice	12	155.1	219-349-6	62.8	2921	27	80	243.4
Ryan Burger	1	122.7	4-6-0	66.7	40	0	18	40.0
Brady McBride	1	159.1	2-3-0	66.7	33	0	22	33.0
Dashaun Davis	12	572.8	1-1-0	100.0	17	1	17	1.4
<b>Total</b>	<b>12</b>	<b>155.8</b>	<b>226-359-6</b>	<b>63.0</b>	<b>3011</b>	<b>28</b>	<b>80</b>	<b>250.9</b>
<b>Opponents</b>	<b>12</b>	<b>133.2</b>	<b>218-364-7</b>	<b>59.9</b>	<b>2636</b>	<b>18</b>	<b>71</b>	<b>219.7</b>

**Receiving**

Player	gp	no.	yds	avg	td	lg	avg/g
Dashaun Davis	12	37	441	11.9	3	44	36.8
Christan Horn	12	33	600	18.2	4	80	50.0
Kaedin Robinson	11	27	419	15.5	2	57	38.1
Henry Pearson	12	25	329	13.2	5	40	27.4
Nate Noel	9	24	145	6.0	0	33	16.1
Dalton Stroman	12	19	371	19.5	4	55	30.9
Tyler Page	12	11	130	11.8	2	42	10.8
Eli Wilson	12	10	82	8.2	1	27	6.8
Christian Wells	8	9	170	18.9	3	75	21.3
Miller Gibbs	12	7	63	9.0	3	13	5.3
Camerun Peoples	9	6	43	7.2	0	12	4.8
Michael Hetzel	12	5	71	14.2	0	22	5.9
Daetrich Harrington	12	4	43	10.8	0	26	3.6
Ahmani Marshall	11	4	38	9.5	0	16	3.5
David Larkins	12	3	30	10.0	0	17	2.5
August Drews	3	1	18	18.0	0	18	6.0
Anderson Castle	12	1	18	18.0	1	18	1.5
<b>Total</b>	<b>12</b>	<b>226</b>	<b>3011</b>	<b>13.3</b>	<b>28</b>	<b>80</b>	<b>250.9</b>
<b>Opponents</b>	<b>12</b>	<b>218</b>	<b>2636</b>	<b>12.1</b>	<b>18</b>	<b>71</b>	<b>219.7</b>

**Punt Returns**

Player	no.	yds	avg	td	lg
Tyler Page	16	79	4.9	0	18
<b>Total</b>	<b>16</b>	<b>79</b>	<b>4.9</b>	<b>0</b>	<b>18</b>
<b>Opponents</b>	<b>6</b>	<b>30</b>	<b>5.0</b>	<b>1</b>	<b>17</b>

**Interceptions**

Player	no.	yds	avg	td	lg
Dexter Lawson Jr.	3	1	0.3	0	1
Logan Doublin	2	19	9.5	0	19
Tyler Bird	1	12	12.0	0	12
Nick Ross	1	0	0.0	0	0
<b>Total</b>	<b>7</b>	<b>32</b>	<b>4.6</b>	<b>0</b>	<b>19</b>
<b>Opponents</b>	<b>6</b>	<b>186</b>	<b>31.0</b>	<b>1</b>	<b>94</b>

**Kick Returns**

Player	no.	yds	avg	td	lg
Milan Tucker	22	620	28.2	1	96
Dexter Lawson Jr.	1	27	27.0	0	27
Ahmani Marshall	1	13	13.0	0	13
Kaedin Robinson	1	10	10.0	0	10
David Larkins	1	5	5.0	0	5
<b>Total</b>	<b>26</b>	<b>675</b>	<b>26.0</b>	<b>1</b>	<b>96</b>
<b>Opponents</b>	<b>25</b>	<b>550</b>	<b>22.0</b>	<b>2</b>	<b>95</b>

**Fumble Returns**

Player	no.	yds	avg	td	lg
Kevon Haigler	1	14	14.0	0	14
Jalen McLeod	1	4	4.0	0	4
Trey Cobb	1	3	3.0	0	3
Stephen Passeggiata	1	3	3.0	0	3
Tyler Bird	2	0	0.0	0	0
Hansky Paillant	2	0	0.0	0	0
Nick Hampton	2	0	0.0	0	0
DeAndre Dingle-Prince	2	0	0.0	0	0
Kyle Arnholt	1	0	0.0	0	0
<b>Total</b>	<b>13</b>	<b>24</b>	<b>1.8</b>	<b>0</b>	<b>14</b>
<b>Opponents</b>	<b>5</b>	<b>10</b>	<b>2.0</b>	<b>0</b>	<b>10</b>



### Scoring

Player	fg		PAT					pts	
	td	fg	kick	rush	rcv	pass	dxp		saf
Michael Hughes	-	9-12	50-50	-	-	-	-	-	77
Nate Noel	6	-	-	-	1	-	-	-	38
Henry Pearson	5	-	-	-	-	-	-	-	30
Camerun Peoples	5	-	-	-	-	-	-	-	30
Christan Horn	4	-	-	-	1	-	-	-	26
Chase Brice	4	-	-	-	-	2	-	-	24
Dalton Stroman	4	-	-	-	-	-	-	-	24
Daetrich Harrington	4	-	-	-	-	-	-	-	24
Ahmani Marshall	4	-	-	-	-	-	-	-	24
Christian Wells	3	-	-	-	-	-	-	-	18
Anderson Castle	3	-	-	-	-	-	-	-	18
Dashaun Davis	3	-	-	-	-	-	-	-	18
Miller Gibbs	3	-	-	-	-	-	-	-	18
Tyler Page	2	-	-	-	-	-	-	-	12
Kaedin Robinson	2	-	-	-	-	-	-	-	12
Kanye Roberts	2	-	-	-	-	-	-	-	12
Milan Tucker	1	-	-	-	-	-	-	-	6
Eli Wilson	1	-	-	-	-	-	-	-	6
<b>Total</b>	<b>56</b>	<b>9-12</b>	<b>50-50</b>	<b>0</b>	<b>2</b>	<b>2</b>	<b>0</b>	<b>1</b>	<b>419</b>
<b>Opponents</b>	<b>42</b>	<b>9-13</b>	<b>38-38</b>	<b>1</b>	<b>1</b>	<b>1</b>	<b>0</b>	<b>0</b>	<b>321</b>

### Field Goals

Player	fg	pct.	01-19	20-29	30-39	40-49	50-99	lg	blk
Michael Hughes	9-12	75.0	0-0	5-5	3-4	1-2	0-1	40	0
<b>Opponents</b>	<b>9-13</b>	<b>69.2</b>	<b>0-0</b>	<b>2-3</b>	<b>3-4</b>	<b>4-5</b>	<b>0-1</b>	<b>47</b>	<b>0</b>

### FG Sequence

Team Name	App State	Opponents
North Carolina	51	(47),(44)
Texas A&M	42,(29)	47
Troy	(23)	32
Texas St.	(30)	(33),(29),(37)
Old Dominion	(27),(40)	
Ga. Southern	(22),(37),(24),30,(33)	(35)
James Madison		(27),27
Georgia St.		(47)
Robert Morris		(46)
Coastal Carolina		52

Numbers in (parentheses) indicate field goal was made

### Punting

Player	no.	yds	avg	lg	tb	fc	i20	50+	blk
Clayton Howell	42	1631	38.8	51	5	21	10	5	0
Team	1	0	0.0	0	0	0	0	0	1
<b>Total</b>	<b>43</b>	<b>1631</b>	<b>37.9</b>	<b>51</b>	<b>5</b>	<b>21</b>	<b>10</b>	<b>5</b>	<b>1</b>
<b>Opponents</b>	<b>55</b>	<b>2294</b>	<b>41.7</b>	<b>57</b>	<b>0</b>	<b>24</b>	<b>14</b>	<b>9</b>	<b>0</b>

### Kickoffs

Player	no.	yds	avg	tb	ob	retn	net	ydln
Michael Hughes	72	4318	60.0	32	1			
<b>Total</b>	<b>72</b>	<b>4318</b>	<b>60.0</b>	<b>32</b>	<b>1</b>	<b>25</b>	<b>37.3</b>	<b>27</b>
<b>Opponents</b>	<b>61</b>	<b>3654</b>	<b>59.9</b>	<b>24</b>	<b>1</b>	<b>25</b>	<b>36</b>	<b>28</b>

### Total Offense

Player	g	plays	rush	pass	total	avg/g
Chase Brice	12	420	117	2921	3038	253.2
Nate Noel	9	87	604	0	604	67.1
Camerun Peoples	9	101	593	0	593	65.9
Daetrich Harrington	12	81	389	0	389	32.4
Ahmani Marshall	11	76	389	0	389	35.4
Anderson Castle	12	26	167	0	167	13.9
Kanye Roberts	3	19	127	0	127	42.3
Ryan Burger	1	8	23	40	63	63.0
Dashaun Davis	12	5	33	17	50	4.2
Brady McBride	1	4	3	33	36	36.0
Kaedin Robinson	11	1	15	0	15	1.4
Christian Wells	8	1	4	0	4	0.5
Bradley Davis	1	2	1	0	1	1.0
Team	12	0	-12	0	-12	-1.0
<b>Total</b>	<b>12</b>	<b>833</b>	<b>2453</b>	<b>3011</b>	<b>5464</b>	<b>455.3</b>
<b>Opponents</b>	<b>12</b>	<b>784</b>	<b>1530</b>	<b>2636</b>	<b>4166</b>	<b>347.2</b>

### All Purpose

Player	g	rush	rcv	pr	kr	ir	total	avg/g
Nate Noel	9	604	145	0	0	0	749	83.2
Camerun Peoples	9	593	43	0	0	0	636	70.7
Milan Tucker	12	0	0	0	620	0	620	51.7
Christan Horn	12	0	600	0	0	0	600	50.0
Dashaun Davis	12	33	441	0	0	0	474	39.5
Kaedin Robinson	11	15	419	0	10	0	444	40.4
Ahmani Marshall	11	389	38	0	13	0	440	40.0
Daetrich Harrington	12	389	43	0	0	0	432	36.0
Dalton Stroman	12	0	371	0	0	0	371	30.9
Henry Pearson	12	0	329	0	0	0	329	27.4
Tyler Page	12	0	130	79	0	0	209	17.4
Anderson Castle	12	167	18	0	0	0	185	15.4
Christian Wells	8	4	170	0	0	0	174	21.8
Kanye Roberts	3	127	0	0	0	0	127	42.3
Chase Brice	12	117	0	0	0	0	117	9.8
Eli Wilson	12	0	82	0	0	0	82	6.8
Michael Hetzel	12	0	71	0	0	0	71	5.9
Miller Gibbs	12	0	63	0	0	0	63	5.3
David Larkins	12	0	30	0	5	0	35	2.9
Dexter Lawson Jr.	12	0	0	0	27	1	28	2.3
Ryan Burger	1	23	0	0	0	0	23	23.0
Logan Doublin	12	0	0	0	0	19	19	1.6
August Drews	3	0	18	0	0	0	18	6.0
Tyler Bird	12	0	0	0	0	12	12	1.0
Brady McBride	1	3	0	0	0	0	3	3.0
Bradley Davis	1	1	0	0	0	0	1	1.0
Team	12	-12	0	0	0	0	-12	-1.0
<b>Total</b>	<b>12</b>	<b>2453</b>	<b>3011</b>	<b>79</b>	<b>675</b>	<b>32</b>	<b>6250</b>	<b>520.8</b>
<b>Opponents</b>	<b>12</b>	<b>1530</b>	<b>2636</b>	<b>30</b>	<b>550</b>	<b>186</b>	<b>4932</b>	<b>411.0</b>





Overall Defense Statistics

2022 STATS

##	Player	gp	Tackles				tfl/yds	Sacks	Pass defense			Fumbles		blkd	
			ua	a	tot	no-yds		int-yds	brup	qbh	fr-yds	ff	kick	saf	
4	Nick Ross	12	42	31	73	2-4	.	1-0	3	.	.	1	.	.	
15	Andrew Parker	12	28	40	68	3.5-16	1-14	.	1	.	.	1	.	.	
40	Logan Doublin	12	25	42	67	6.5-21	1-7	2-19	2	2	.	.	.	.	
51	Tyler Bird	12	26	24	50	2.5-10	1-7	1-12	1	.	2-0	.	.	.	
6	Steven Jones Jr.	12	35	10	45	4.5-29	1-16	.	15	.	.	.	.	.	
35	Jalen McLeod	11	18	23	41	7.5-41	6-38	.	1	8	1-4	2	.	.	
27	Ronald Clarke	12	17	22	39	.	.	.	1	.	.	.	.	.	
28	KeSean Brown	11	17	22	39	5.5-29	3-15	.	1	2	.	2	.	.	
9	Nick Hampton	9	19	20	39	9.5-36	7-29	.	1	5	2-0	3	.	.	
50	DeAndre Dingle-Prince	12	8	24	32	3-8	.	.	.	1	2-0	.	.	.	
43	Hansky Paillant	12	11	20	31	3-14	1-5	.	.	2	2-0	.	.	.	
7	Trey Cobb	6	15	14	29	2.5-3	0.5-1	.	1	.	1-3	.	.	.	
5	Dexter Lawson Jr.	12	20	6	26	1-3	.	3-1	5	.	.	1	.	.	
99	Jordon Earle	12	6	19	25	2-2	.	.	2	1	.	.	.	.	
36	Kevon Haigler	12	5	14	19	2.5-4	1-1	.	1	4	1-14	.	.	.	
25	Jackson Greene	12	10	7	17	.	.	.	1	.	.	1	.	.	
26	Caden Sullivan	11	8	9	17	3-23	2-18	.	.	1	.	1	.	.	
19	Ethan Johnson	9	13	3	16	.	.	.	1	.	.	.	.	.	
48	DeShawn McKnight	12	4	11	15	.	.	.	1	1	.	1	.	.	
93	Karon White	11	1	9	10	.	.	.	.	2	.	.	.	.	
56	Kyle Arnholt	11	6	3	9	1-8	1-8	.	1	.	1-0	2	.	.	
98	Donovan Spellman	7	6	2	8	2.5-11	2.5-11	.	1	.	.	.	.	.	
1	Kaleb Dawson	7	4	4	8	.	.	.	.	.	.	.	.	.	
91	Markus Clark	9	3	2	5	1-1	.	.	.	.	.	1	.	.	
34	Jourdan Heilig	12	.	4	4	.	.	.	.	.	.	.	.	.	
70	Cooper Hodges	12	3	.	3	.	.	.	.	.	.	.	.	.	
0	Milan Tucker	12	3	.	3	.	.	.	.	.	.	.	.	.	
11	Jordan Favors	9	3	.	3	.	.	.	.	.	.	.	.	.	
97	Kevin Abrams-Verwayne	3	1	2	3	0.5-1	.	.	.	.	.	.	.	.	
94	Stephen Passeggiata	9	2	1	3	.	.	.	.	1	1-3	.	.	.	
95	Jamar Rucks	1	.	2	2	0.5-0	.	.	.	.	.	.	.	.	
41	Cole Becker	1	.	2	2	0.5-1	.	.	.	.	.	.	.	.	
8	Brendan Harrington	1	.	2	2	0.5-1	.	.	.	.	.	.	.	.	
16	Omari Philyaw	4	2	.	2	.	.	.	.	.	.	.	.	.	
88	Henry Pearson	12	2	.	2	.	.	.	.	.	.	.	.	.	
29	Santana Hopper	2	1	.	1	.	.	.	.	.	.	.	.	.	
47	Colin Guentensberger	1	.	1	1	.	.	.	.	.	.	.	.	.	
45	Trevor Moffitt	4	1	.	1	.	.	.	.	.	.	.	.	.	
22	Jordan Mitchell	1	.	1	1	.	.	.	.	.	.	.	.	.	
10	DJ VanHook	10	1	.	1	.	.	.	.	.	.	.	.	.	
90	Dorian Pickett	2	.	1	1	.	.	.	.	.	.	.	.	.	
45	Jake Mann	12	.	1	1	.	.	.	.	.	.	.	.	.	
52	Troy Everett	10	1	.	1	.	.	.	.	.	.	.	.	.	
44	Brodrick Gooch	1	.	1	1	.	.	.	1	1	.	.	.	.	
44	Anderson Castle	12	.	1	1	.	.	.	.	.	.	.	.	.	
<b>Totals</b>		<b>12</b>	<b>368</b>	<b>400</b>	<b>768</b>	<b>65-266</b>	<b>28-170</b>	<b>7-32</b>	<b>41</b>	<b>31</b>	<b>13-24</b>	<b>16</b>	<b>0</b>	<b>1</b>	
Opponents		12	415	482	897	51-166	18-93	6-186	29	32	5-10	7	1	0	



## Passing Game-by-Game All

#7 Chase Brice	Comp	Att	Int	Pct	Yards	TD	Long	Sacked	Effic.
North Carolina	25	36	1	69.4	361	6	41	1-5	203.1
Texas A&M	15	30	0	50.0	134	1	27	1-6	98.5
Troy	22	34	0	64.7	284	2	53	1-5	154.3
James Madison	17	28	1	60.7	235	2	34	4-25	147.6
The Citadel	12	18	0	66.7	265	4	80	0-0	263.7
Texas St.	40	53	1	75.5	395	3	55	3-11	153.0
Georgia St.	7	17	0	41.2	62	0	31	0-0	71.8
Robert Morris	17	23	1	73.9	185	4	31	1-2	190.2
Coastal Carolina	19	28	1	67.9	279	2	46	2-13	168.0
Marshall	15	34	1	44.1	177	1	33	2-8	91.7
Old Dominion	15	22	0	68.2	291	2	75	2-17	209.3
Ga. Southern	15	26	0	57.7	253	0	53	1-1	139.4
<b>Totals</b>	<b>219</b>	<b>349</b>	<b>6</b>	<b>62.8</b>	<b>2921</b>	<b>27</b>	<b>80</b>	<b>18-93</b>	<b>155.1</b>

#11 Brady McBride	Comp	Att	Int	Pct	Yards	TD	Long	Sacked	Effic.
The Citadel	2	3	0	66.7	33	0	22	0-0	159.1
<b>Totals</b>	<b>2</b>	<b>3</b>	<b>0</b>	<b>66.7</b>	<b>33</b>	<b>0</b>	<b>22</b>	<b>0-0</b>	<b>159.1</b>

#17 Dashaun Davis	Comp	Att	Int	Pct	Yards	TD	Long	Sacked	Effic.
Troy	1	1	0	100.0	17	1	17	0-0	572.8
<b>Totals</b>	<b>1</b>	<b>1</b>	<b>0</b>	<b>100.0</b>	<b>17</b>	<b>1</b>	<b>17</b>	<b>0-0</b>	<b>572.8</b>

#18 Ryan Burger	Comp	Att	Int	Pct	Yards	TD	Long	Sacked	Effic.
Robert Morris	4	6	0	66.7	40	0	18	0-0	122.7
<b>Totals</b>	<b>4</b>	<b>6</b>	<b>0</b>	<b>66.7</b>	<b>40</b>	<b>0</b>	<b>18</b>	<b>0-0</b>	<b>122.7</b>

## Rushing

Player	No-Yds/TD	UNC	TA&M	TROY	JMU	Cit	TXST	GSU	RM	CCU	Marsh	ODU	GS
Camerun Peoples	101-593/5	13-65/1	19-112/0	17-78/0	4-9/1	4-102/1	DNP	23-168/2	6-17/0	7-21/0	8-21/0	DNP	DNP
Nate Noel	87-604/6	14-116/2	DNP	DNP	6-13/1	DNP	5-19/0	15-69/0	5-88/0	6-31/0	18-72/0	6-25/0	12-171/3
Daetrich Harrington	81-389/4	5-48/0	12-33/0	7-58/1	7-18/0	5-26/0	4-8/0	10-52/0	4-23/0	5-10/1	6-6/1	7-33/0	9-74/1
Ahmani Marshall	76-389/4	1-1/0	11-35/1	5-16/0	8-40/0	3-12/0	5-9/0	4-48/1	DNP	-	-	19-137/1	20-91/1
Chase Brice	71-117/4	8-36/0	6-4/0	5-3/0	6-22/0	2-6/1	7-5/0	5-17/2	4-11/0	8-22/1	7-13/0	6-18/0	7-40/0
Anderson Castle	26-167/2	1-2/0	-	-	3-5/0	4-28/0	-	7-50/1	9-67/1	-	-	2-15/0	-
Kanye Roberts	19-127/2	DNP	DNP	DNP	DNP	7-70/1	DNP	DNP	11-57/1	DNP	DNP	1-0/0	DNP
Dashaun Davis	4-33/0	1-20/0	2-9/0	-	-	-	-	-	-	1-4/0	-	-	-
Ryan Burger	2-23/0	DNP	DNP	DNP	DNP	DNP	DNP	DNP	2-23/0	DNP	DNP	DNP	DNP
Bradley Davis	2-1/0	DNP	DNP	DNP	DNP	DNP	DNP	DNP	2-1/0	DNP	DNP	DNP	DNP
Kaedin Robinson	1-15/0	-	-	-	-	-	-	DNP	-	-	-	1-15/0	-
Christian Wells	1-4/0	-	-	-	DNP	DNP	DNP	-	-	-	1-4/0	-	DNP
Brady McBride	1-3/0	DNP	DNP	DNP	DNP	1-3/0	DNP	DNP	DNP	DNP	DNP	DNP	DNP

## Receiving

Player	No-Yds/TD	UNC	TA&M	TROY	JMU	Cit	TXST	GSU	RM	CCU	Marsh	ODU	GS
Dashaun Davis	37-441/3	6-72/1	4-39/0	5-16/0	4-77/0	2-47/1	6-61/0	1-2/0	3-57/1	2-18/0	1-10/0	2-27/0	1-15/0
Christan Horn	33-600/4	3-59/1	2-12/0	5-98/1	1-23/0	3-132/2	6-83/0	1-7/0	-	4-57/0	4-66/0	2-8/0	2-55/0
Kaedin Robinson	27-419/2	2-48/1	1-3/0	4-68/0	5-57/0	1-26/0	1-10/0	DNP	1-0/0	3-56/0	1-12/0	3-90/1	5-49/0
Henry Pearson	25-329/5	4-46/1	2-12/1	2-40/0	2-19/0	-	4-43/2	1-31/0	2-17/0	1-4/0	3-29/1	2-41/0	2-47/0
Nate Noel	24-145/0	2-17/0	DNP	DNP	-	DNP	10-50/0	2-12/0	1-5/0	3-19/0	2-7/0	2-1/0	2-34/0
Dalton Stroman	19-371/4	1-41/0	2-14/0	1-8/0	1-27/1	2-21/0	5-104/1	-	1-19/1	2-55/1	1-5/0	2-24/0	1-53/0
Tyler Page	11-130/2	1-1/0	1-15/0	-	1-10/0	1-10/0	1-4/0	-	4-31/1	1-42/1	1-17/0	-	-
Eli Wilson	10-82/1	1-27/0	1-5/0	-	-	1-8/1	3-16/0	1-3/0	1-2/0	2-21/0	-	-	-
Christian Wells	9-170/3	1-2/1	1-27/0	1-25/1	DNP	DNP	DNP	1-7/0	3-27/0	1-7/0	-	1-75/1	DNP
Miller Gibbs	7-63/3	1-13/1	-	2-18/0	1-10/1	-	-	-	2-20/1	-	-	-	1-2/0
Camerun Peoples	6-43/0	2-15/0	-	1-6/0	-	1-5/0	DNP	-	1-12/0	-	1-5/0	DNP	DNP
Michael Hetzel	5-71/0	1-20/0	-	-	1-9/0	2-44/0	-	-	-	-	-	-	1--2/0
Daetrich Harrington	4-43/0	-	-	-	1-3/0	-	1-5/0	-	-	-	1-26/0	1-9/0	-
Ahmani Marshall	4-38/0	-	-	1-4/0	-	1-5/0	2-13/0	-	DNP	-	-	-	-
David Larkins	3-30/0	-	1-7/0	-	-	-	1-6/0	-	1-17/0	-	-	-	-
Anderson Castle	1-18/1	-	-	1-18/1	-	-	-	-	-	-	-	-	-
August Drews	1-18/0	DNP	DNP	DNP	DNP	-	DNP	DNP	1-18/0	DNP	DNP	-	DNP





**Total Tackles**

Player	S-A	Total	UNC	TA&M	TROY	JMU	Cit	TXST	GSU	RM	CCU	Marsh	ODU	GS
Nick Ross	42-31	73	3-3	5-2	5-7	-	5-4	4-3	2-1	1-1	2-2	3-4	8-3	4-1
Andrew Parker	28-40	68	3-5	1-1	4-6	2-3	4-3	1-4	1-3	2-2	-	2-7	2-4	6-2
Logan Doublin	25-42	67	-	0-3	1-3	1-0	1-1	5-6	5-7	1-4	3-4	2-11	3-2	3-1
Tyler Bird	26-24	50	-	2-1	1-2	2-3	4-4	1-2	0-1	3-2	6-5	1-0	2-1	4-3
Steven Jones Jr.	35-10	45	4-0	-	2-4	3-1	4-0	5-1	1-0	0-1	2-2	8-1	2-0	4-0
Jalen McLeod	18-23	41	0-3	3-0	0-1	2-1	2-2	0-4	3-1	2-4	3-3	0-3	3-1	DNP
Nick Hampton	19-20	39	4-1	1-1	2-4	3-2	1-2	1-0	5-3	DNP	2-3	0-4	DNP	DNP
Ronald Clarke	17-22	39	1-1	-	1-1	0-2	1-1	4-2	3-1	1-2	2-5	3-3	-	1-4
KeSean Brown	17-22	39	1-1	-	1-1	3-2	5-5	2-4	1-1	1-0	DNP	0-5	1-1	2-2
DeAndre Dingle-Prince	8-24	32	1-3	1-0	0-1	1-3	0-3	0-3	2-0	1-0	2-4	0-6	-	0-1
Hansky Paillant	11-20	31	0-2	-	0-2	2-2	2-1	0-2	2-3	-	2-3	0-2	2-2	1-1
Trey Cobb	15-14	29	2-3	4-0	DNP	3-6	2-1	1-0	DNP	DNP	3-4	DNP	DNP	DNP
Dexter Lawson Jr.	20-6	26	1-0	1-0	2-0	4-0	1-1	1-1	1-0	-	3-0	2-1	2-2	2-1
Jordon Earle	6-19	25	1-1	-	1-0	2-0	-	1-3	0-2	0-1	0-4	0-5	-	1-3
Kevon Haigler	5-14	19	1-3	0-1	-	1-1	2-0	0-1	0-1	1-2	0-1	-	0-3	0-1
Jackson Greene	10-7	17	4-0	-	0-3	-	3-0	-	1-0	0-2	2-1	-	-	0-1
Caden Sullivan	8-9	17	DNP	0-1	-	0-3	2-0	1-1	-	2-0	0-1	1-0	2-2	0-1
Ethan Johnson	13-3	16	1-1	1-0	2-0	1-1	-	-	DNP	DNP	DNP	0-1	1-0	7-0
DeShawn McKnight	4-11	15	-	-	0-2	1-1	1-0	1-0	0-1	0-1	0-2	0-1	1-1	0-2
Karon White	1-9	10	0-2	-	0-1	0-1	DNP	-	-	0-1	0-1	0-2	1-0	0-1
Kyle Arnholt	6-3	9	DNP	1-0	-	0-1	1-0	-	2-0	1-0	1-1	-	-	0-1
Donovan Spellman	6-2	8	DNP	DNP	DNP	1-0	4-0	DNP	1-0	0-1	DNP	-	0-1	-
Kaleb Dawson	4-4	8	-	1-0	0-1	2-1	0-1	1-1	-	DNP	DNP	DNP	DNP	DNP
Markus Clark	3-2	5	-	DNP	-	1-0	-	1-0	0-1	DNP	DNP	0-1	1-0	-
Jourdan Heilig	0-4	4	-	-	0-1	-	-	-	-	-	-	0-2	0-1	-
Cooper Hodges	3-0	3	-	-	-	2-0	-	-	-	1-0	-	-	-	-
Milan Tucker	3-0	3	-	-	-	1-0	-	1-0	1-0	-	-	-	-	-
Jordan Favors	3-0	3	-	-	-	DNP	1-0	-	-	1-0	DNP	DNP	1-0	-
Stephen Passeggiata	2-1	3	2-0	-	-	-	-	-	-	0-1	DNP	DNP	DNP	-
Kevin Abrams-Verwayne	1-2	3	0-1	0-1	1-0	DNP	DNP	DNP	DNP	DNP	DNP	DNP	DNP	DNP
Henry Pearson	2-0	2	-	-	-	-	-	-	-	-	1-0	-	1-0	-
Omari Philyaw	2-0	2	DNP	DNP	DNP	DNP	DNP	-	-	-	DNP	DNP	DNP	2-0
Jamar Rucks	0-2	2	DNP	DNP	DNP	DNP	DNP	DNP	DNP	0-2	DNP	DNP	DNP	DNP
Brendan Harrington	0-2	2	0-2	DNP	DNP	DNP	DNP	DNP	DNP	DNP	DNP	DNP	DNP	DNP
Cole Becker	0-2	2	DNP	DNP	DNP	DNP	DNP	DNP	DNP	0-2	DNP	DNP	DNP	DNP
Santana Hopper	1-0	1	DNP	DNP	DNP	DNP	DNP	DNP	DNP	1-0	DNP	DNP	-	DNP
Trevor Moffitt	1-0	1	DNP	DNP	DNP	DNP	1-0	DNP	-	-	-	DNP	DNP	DNP
Troy Everett	1-0	1	1-0	-	-	-	-	-	-	-	DNP	DNP	-	-
DJ VanHook	1-0	1	-	-	-	DNP	-	-	DNP	1-0	-	-	-	-
Dorian Pickett	0-1	1	DNP	DNP	DNP	DNP	-	DNP	DNP	0-1	DNP	DNP	DNP	DNP
Jake Mann	0-1	1	-	0-1	-	-	-	-	-	-	-	-	-	-
Anderson Castle	0-1	1	-	-	-	-	-	-	-	-	-	0-1	-	-
Brodrick Gooch	0-1	1	DNP	DNP	DNP	DNP	DNP	DNP	DNP	0-1	DNP	DNP	DNP	DNP
Jordan Mitchell	0-1	1	DNP	DNP	DNP	DNP	0-1	DNP	DNP	DNP	DNP	DNP	DNP	DNP
Colin Guentensberger	0-1	1	DNP	DNP	DNP	DNP	DNP	DNP	DNP	0-1	DNP	DNP	DNP	DNP

2022 STATS



App State Game-by-Game

2022 STATS

Table with columns: Date, Opponent, Rushing (no., yds, td, lg), Receiving (no., yds, td, lg), Passing (cmp-att-int, yds, td, lg), Kick Returns (no., yds, td, lg), Punt Returns (no., yds, td, lg), tot off. Includes App State and Opponents totals.

App State Averages

Summary table with columns: Games, Avg/ rush, Avg/ catch, Pass eff, KR avg, PR avg, All purpose avg/game, Total offense avg/game.

Table with columns: Date, Opponent, Tackles (ua, a, total, tfl-yds), Sacks (no-yds), Fumble (ff, fr-yds), Pass Defense (int-yds, qbh, brup), blkd (kick), PAT attempts (kick, rush, rcv, saf, t/o), off (pts). Includes App State and Opponents totals.

Table with columns: Date, Opponent, Punting (no., yds, avg, long, blkd, tb, fc, 50+, i20), Field Goals (md-att, long, blkd), Kickoffs (no., yds, avg, tb, ob). Includes App State and Opponents totals.





Opponents Game-by-Game

Date	Opponent	Rushing				Receiving				Passing				Kick Returns				Punt Returns				tot off
		no.	yds	td	lg	no.	yds	td	lg	cmp-att-int	yds	td	lg	no.	yds	td	lg	no.	yds	td	lg	
09/03/2022	North Carolina	35	215	3	71	24	352	4	42	24-36-0	352	4	42	1	43	1	43	0	0	0	0	567
09/10/2022	at Texas A&M	18	83	1	31	13	97	0	19	13-20-0	97	0	19	2	120	1	95	1	1	0	1	180
09/17/2022	Troy	29	46	4	19	23	302	0	48	23-37-1	302	0	48	2	66	0	34	0	0	0	0	348
09/24/2022	James Madison	46	166	2	18	17	209	2	42	17-29-0	209	2	42	1	23	0	23	1	4	0	4	375
10/01/2022	The Citadel	59	172	0	16	3	51	0	36	3-8-1	51	0	36	1	21	0	21	0	0	0	0	223
10/08/2022	at Texas St.	29	53	1	9	26	281	2	42	26-36-1	281	2	42	1	0	0	0	1	17	0	17	334
10/19/2022	Georgia St.	41	220	2	27	9	73	0	22	9-23-1	73	0	22	3	20	0	17	0	0	0	0	293
10/29/2022	Robert Morris	27	78	0	23	10	70	0	37	10-30-1	70	0	37	2	38	0	20	0	0	0	0	148
11/03/2022	at Coastal Carolina	45	192	2	45	19	284	3	47	19-27-0	284	3	47	4	50	0	30	0	0	0	0	476
11/12/2022	at Marshall	37	121	1	22	17	220	2	71	17-28-1	220	2	71	3	57	0	23	1	0	1	0	341
11/19/2022	Old Dominion	29	86	0	16	22	308	2	47	22-38-0	308	2	47	3	64	0	25	2	8	0	4	394
11/26/2022	at Ga. Southern	25	98	4	14	35	389	3	50	35-52-1	389	3	50	2	48	0	25	0	0	0	0	487
<b>Opponents</b>		<b>420</b>	<b>1530</b>	<b>20</b>	<b>71</b>	<b>218</b>	<b>2636</b>	<b>18</b>	<b>71</b>	<b>218-364-7</b>	<b>2636</b>	<b>18</b>	<b>71</b>	<b>25</b>	<b>550</b>	<b>2</b>	<b>95</b>	<b>6</b>	<b>30</b>	<b>1</b>	<b>17</b>	<b>4166</b>
<b>App State</b>		<b>474</b>	<b>2453</b>	<b>27</b>	<b>73</b>	<b>226</b>	<b>3011</b>	<b>28</b>	<b>80</b>	<b>226-359-6</b>	<b>3011</b>	<b>28</b>	<b>80</b>	<b>26</b>	<b>675</b>	<b>1</b>	<b>96</b>	<b>16</b>	<b>79</b>	<b>0</b>	<b>18</b>	<b>5464</b>

Opponents Averages

Games	Avg/ rush	Avg/ catch	Pass effc	KR avg	PR avg	All purpose avg/game	Total offense avg/game
12	3.6	12.1	133.2	22.0	5.0	411.0	347.2

Date	Opponent	Tackles			Sacks no-yds	Fumble		Pass Defense			blkd kick	PAT attempts			off			
		ua	a total	tfl-yds		ff	fr-yds	int-yds	qbh	brup		kick	rush	rcv	saf	t/o	pts	
09/03/2022	North Carolina	33	52	85	2.0-6	1-5	0	0-0	1-13	1	1	0	7-7	1	0	0	3	63
09/10/2022	at Texas A&M	36	54	90	4.0-15	1-6	0	0-0	0-0	4	2	0	2-2	0	0	0	0	14
09/17/2022	Troy	21	60	81	4.0-20	1-5	0	0-0	0-0	2	1	0	4-4	0	0	0	0	28
09/24/2022	James Madison	29	36	65	9.0-33	4-25	2	1-10	1-22	3	3	0	3-3	0	1	0	7	32
10/01/2022	The Citadel	27	16	43	1.0-1	0-0	0	0-0	0-0	2	2	0	0-0	0	0	0	0	0
10/08/2022	at Texas St.	40	38	78	4.0-13	3-11	1	1-0	1-94	1	3	0	3-3	0	0	0	6	36
10/19/2022	Georgia St.	45	46	91	1.0-3	0-0	1	1-0	0-0	2	2	0	2-2	0	0	0	0	17
10/29/2022	Robert Morris	43	38	81	5.0-8	1-2	0	0-0	1-3	0	2	0	0-0	0	0	0	0	3
11/03/2022	at Coastal Carolina	30	32	62	7.0-25	2-13	1	1-0	1-54	3	0	0	5-5	0	0	0	7	35
11/12/2022	at Marshall	29	52	81	7.0-17	2-8	0	1-0	1-0	12	6	1	4-4	0	0	0	7	28
11/19/2022	Old Dominion	39	30	69	4.0-20	2-17	2	0-0	0-0	1	2	0	2-2	0	0	0	0	14
11/26/2022	at Ga. Southern	43	28	71	3.0-5	1-1	0	0-0	0-0	1	5	0	6-6	0	0	0	0	51
<b>Opponents</b>		<b>415</b>	<b>482</b>	<b>897</b>	<b>51.0-166</b>	<b>18-93</b>	<b>7</b>	<b>5-10</b>	<b>6-186</b>	<b>32</b>	<b>29</b>	<b>1</b>	<b>38-38</b>	<b>1</b>	<b>1</b>	<b>0</b>	<b>30</b>	<b>321</b>
<b>App State</b>		<b>368</b>	<b>400</b>	<b>768</b>	<b>65.0-266</b>	<b>28-170</b>	<b>16</b>	<b>13-24</b>	<b>7-32</b>	<b>31</b>	<b>41</b>	<b>0</b>	<b>50-50</b>	<b>0</b>	<b>2</b>	<b>1</b>	<b>73</b>	<b>419</b>

Date	Opponent	Punting										Field Goals			Kickoffs			
		no.	yds	avg	long	blkd	tb	fc	50+	i20	md-att	long	blkd	no.	yds	avg	tb	ob
09/03/2022	North Carolina	2	92	46.0	50	0	0	0	1	0	2-2	47	0	11	715	65.0	8	0
09/10/2022	at Texas A&M	4	182	45.5	51	0	0	2	1	2	0-1	0	0	3	191	63.7	2	0
09/17/2022	Troy	2	100	50.0	52	0	0	2	1	2	0-1	0	0	5	285	57.0	2	0
09/24/2022	James Madison	3	130	43.3	45	0	0	2	0	0	1-2	27	0	6	373	62.2	1	0
10/01/2022	The Citadel	6	228	38.0	45	0	0	4	0	1	0-0	0	0	1	49	49.0	0	0
10/08/2022	at Texas St.	3	118	39.3	41	0	0	2	0	1	3-3	37	0	8	459	57.4	3	0
10/19/2022	Georgia St.	6	269	44.8	55	0	0	2	2	2	1-1	47	0	4	253	63.3	3	0
10/29/2022	Robert Morris	11	396	36.0	41	0	0	3	0	2	1-1	46	0	2	115	57.5	0	0
11/03/2022	at Coastal Carolina	3	137	45.7	54	0	0	1	1	1	0-1	0	0	6	370	61.7	0	1
11/12/2022	at Marshall	6	231	38.5	45	0	0	1	0	1	0-0	0	0	5	268	53.6	0	0
11/19/2022	Old Dominion	5	227	45.4	50	0	0	3	1	2	0-0	0	0	3	143	47.7	1	0
11/26/2022	at Ga. Southern	4	184	46.0	57	0	0	2	2	0	1-1	35	0	7	433	61.9	4	0
<b>Opponents</b>		<b>55</b>	<b>2294</b>	<b>41.7</b>	<b>57</b>	<b>0</b>	<b>0</b>	<b>24</b>	<b>9</b>	<b>14</b>	<b>9-13</b>	<b>47</b>	<b>0</b>	<b>61</b>	<b>3654</b>	<b>59.9</b>	<b>24</b>	<b>1</b>
<b>App State</b>		<b>43</b>	<b>1631</b>	<b>37.9</b>	<b>51</b>	<b>1</b>	<b>5</b>	<b>21</b>	<b>5</b>	<b>10</b>	<b>9-12</b>	<b>40</b>	<b>0</b>	<b>72</b>	<b>4318</b>	<b>60.0</b>	<b>32</b>	<b>1</b>

2022 STATS



2022 BREAKDOWN

2022 STATS



GAME-BY-GAME LEADERS

Table with columns: OPPONENT, RUSHING, PASSING, RECEIVING, ALL-PURPOSE, TACKLES. Rows include UNC, Texas A&M, Troy, JMU, The Citadel, Texas State, Georgia State, Robert Morris, Coastal, Marshall, ODU, and Ga. Southern.

MISCELLANEOUS INFO

Table with columns: OPPONENT, COIN TOSS, CHOICE, 1ST APP PLAY, 1ST SERIES, OPPONENT, LENGTH, TOPS, PANTS, HELMETS, GAME CAPTAINS. Rows include UNC, Texas A&M, Troy, JMU, The Citadel, Texas State, Georgia State, Robert Morris, Coastal Carolina, Marshall, ODU, and Georgia Southern.

\* With double numbers, signifies offensive player with that number

2022 STARTING LINEUPS

Table with columns: OFFENSE, LT, LG, C, RG, RT, WR, WR, SLOT/TE/RB, TE, QB, RB. Rows include UNC, Texas A&M, Troy, JMU, The Citadel, Texas State, Georgia State, Robert Morris, Coastal Carolina, Marshall, ODU, and Georgia Southern.

Table with columns: DEFENSE, DE, NT, DE, OLB, ILB, ILB, OLB, SS, FS/CB, CB, CB. Rows include UNC, Texas A&M, Troy, JMU, The Citadel, Texas State, Georgia State, Robert Morris, Coastal Carolina, Marshall, ODU, and Georgia Southern.





Games Played

##	Player	GP-GS	UNC	TA&M	TROY	JMU	Cit	TXST	GSU	RM	CCU	Marsh	ODU	GS
0	Milan Tucker	12/1	XXX	XXX	XXX	XXX	XXX	XXX	XXX	START	XXX	XXX	XXX	XXX
1	Kaleb Dawson	7/0	XXX	XXX	XXX	XXX	XXX	XXX	XXX	...	...	...	...	...
2	Kaedin Robinson	11/5	XXX	XXX	XXX	START	START	START	...	XXX	XXX	XXX	START	START
3	Ahmani Marshall	11/0	XXX	XXX	XXX	XXX	XXX	XXX	XXX	...	XXX	XXX	XXX	XXX
4	Daetrich Harrington	12/1	XXX	XXX	XXX	START	XXX	XXX	XXX	XXX	XXX	XXX	XXX	XXX
4	Nick Ross	12/12	START	START	START	START	START	START	START	START	START	START	START	START
5	Dexter Lawson Jr.	12/10	START	START	START	START	START	START	START	XXX	START	START	START	XXX
5	Nate Noel	9/5	XXX	...	...	XXX	...	START	START	XXX	START	XXX	START	START
6	Steven Jones Jr.	12/11	START	START	START	START	START	XXX	START	START	START	START	START	START
6	Cameron Peoples	9/6	START	START	START	XXX	START	...	XXX	START	XXX	START	...	...
7	Trey Cobb	6/6	START	START	...	START	START	START	...	...	START	...	...	...
7	Chase Brice	12/12	START	START	START	START	START	START	START	START	START	START	START	START
8	Jacoby Pinckney	1/0	...	...	...	...	XXX	...	...	...	...	...	...	...
8	Brendan Harrington	1/1	START	...	...	...	...	...	...	...	...	...	...	...
9	Nick Hampton	9/9	START	START	START	START	START	START	START	...	START	START	...	...
9	Christian Wells	8/7	START	START	START	...	...	...	START	START	START	START	XXX	...
10	DC Tabscott	0/0	...	...	...	...	...	...	...	...	...	...	...	...
10	DJ VanHook	10/0	XXX	XXX	XXX	...	XXX	XXX	...	XXX	XXX	XXX	XXX	XXX
11	Brady McBride	1/0	...	...	...	...	XXX	...	...	...	...	...	...	...
11	Jordan Favors	9/0	XXX	XXX	XXX	...	XXX	XXX	XXX	XXX	...	...	XXX	XXX
12	Michael Hetzel	12/0	XXX	XXX	XXX	XXX	XXX	XXX	XXX	XXX	XXX	XXX	XXX	XXX
13	Christan Horn	12/12	START	START	START	START	START	START	START	START	START	START	START	START
14	Kanye Roberts	3/0	...	...	...	...	XXX	...	...	XXX	...	...	XXX	...
15	Andrew Parker	12/10	START	START	START	XXX	START	START	START	START	XXX	START	START	START
15	Connor Barry	0/0	...	...	...	...	...	...	...	...	...	...	...	...
16	Omari Philyaw	4/0	...	...	...	...	...	XXX	XXX	XXX	...	...	...	XXX
16	David Hernandez	0/0	...	...	...	...	...	...	...	...	...	...	...	...
17	Dashaun Davis	12/6	START	START	XXX	XXX	XXX	XXX	START	START	XXX	START	XXX	START
17	Isaac Johnson	0/0	...	...	...	...	...	...	...	...	...	...	...	...
18	Ryan Burger	1/0	...	...	...	...	...	...	...	XXX	...	...	...	...
18	James Edwards	1/0	...	...	...	...	...	...	...	XXX	...	...	...	...
19	Ethan Johnson	9/2	XXX	XXX	XXX	XXX	XXX	START	...	...	...	XXX	XXX	START
19	Reece Larson	1/0	...	...	...	...	...	...	...	XXX	...	...	...	...
20	Tyler Page	12/0	XXX	XXX	XXX	XXX	XXX	XXX	XXX	XXX	XXX	XXX	XXX	XXX
20	Nathan Kibambe	0/0	...	...	...	...	...	...	...	...	...	...	...	...
21	Elijah Johnson	3/0	...	...	...	...	XXX	...	XXX	XXX	...	...	...	...
21	DJ Burks	2/0	...	...	...	...	...	...	...	XXX	...	...	XXX	...
22	Jordan Mitchell	1/0	...	...	...	...	XXX	...	...	...	...	...	...	...
22	Dalton Stroman	12/0	XXX	XXX	XXX	XXX	XXX	XXX	XXX	XXX	XXX	XXX	XXX	XXX
24	Jonathan Streeter	0/0	...	...	...	...	...	...	...	...	...	...	...	...
25	Jackson Greene	12/0	XXX	XXX	XXX	XXX	XXX	XXX	XXX	XXX	XXX	XXX	XXX	XXX
25	Trae Nickerson III	0/0	...	...	...	...	...	...	...	...	...	...	...	...
26	Caden Sullivan	11/3	...	XXX	START	XXX	XXX	XXX	XXX	XXX	START	XXX	XXX	START
27	Ronald Clarke	12/12	START	START	START	START	START	START	START	START	START	START	START	START
28	KeSean Brown	11/8	XXX	XXX	XXX	START	START	START	START	START	...	START	START	START
29	Santana Hopper	2/0	...	...	...	...	...	...	...	XXX	...	...	XXX	...
30	Clayton Howell	12/0	XXX	XXX	XXX	XXX	XXX	XXX	XXX	XXX	XXX	XXX	XXX	XXX
30	Carter Greene	0/0	...	...	...	...	...	...	...	...	...	...	...	...
31	Dyvon McKinney	0/0	...	...	...	...	...	...	...	...	...	...	...	...
31	Antonio Yates	0/0	...	...	...	...	...	...	...	...	...	...	...	...
33	Peter Hennigan	2/0	...	...	...	...	...	...	...	XXX	...	...	XXX	...
33	Derrell Farrar	2/0	...	...	...	...	...	...	...	XXX	...	...	XXX	...
34	Jourdan Heilig	12/0	XXX	XXX	XXX	XXX	XXX	XXX	XXX	XXX	XXX	XXX	XXX	XXX
34	Bradley Davis	1/0	...	...	...	...	...	...	...	XXX	...	...	...	...
35	Jalen McLeod	11/2	XXX	XXX	XXX	XXX	XXX	XXX	XXX	START	XXX	XXX	START	...
35	Gerry Snyder	1/0	...	...	...	...	...	...	...	XXX	...	...	...	...
36	Kevon Haigler	12/0	XXX	XXX	XXX	XXX	XXX	XXX	XXX	XXX	XXX	XXX	XXX	XXX
37	Carter Everett	0/0	...	...	...	...	...	...	...	...	...	...	...	...
37	Andre Hamilton	1/0	...	...	...	...	...	...	...	XXX	...	...	...	...
39	Tony Harris	0/0	...	...	...	...	...	...	...	...	...	...	...	...

2022 STATS



2022 STATS

##	Player	GP-GS	UNC	TA&M	TROY	JMU	Cit	TXST	GSU	RM	CCU	Marsh	ODU	GS
40	Logan Doublin	12/6	XXX	START	XXX	XXX	XXX	XXX	START	START	XXX	START	START	START
40	Austin Shook	0/0	...	...	...	...	...	...	...	...	...	...	...	...
41	Cole Becker	1/0	...	...	...	...	...	...	...	XXX	...	...	...	...
41	Conner Maynard	0/0	...	...	...	...	...	...	...	...	...	...	...	...
42	Christian Johnstone	0/0	...	...	...	...	...	...	...	...	...	...	...	...
43	Hansky Paillant	12/12	START	START	START	START	START	START	START	START	START	START	START	START
44	Anderson Castle	12/1	XXX	XXX	XXX	XXX	START	XXX	XXX	XXX	XXX	XXX	XXX	XXX
44	Brodrick Gooch	1/0	...	...	...	...	...	...	...	XXX	...	...	...	...
45	Trevor Moffitt	4/0	...	...	...	...	XXX	...	XXX	XXX	XXX	...	...	...
45	Jake Mann	12/0	XXX	XXX	XXX	XXX	XXX	XXX	XXX	XXX	XXX	XXX	XXX	XXX
46	Chris Washington	0/0	...	...	...	...	...	...	...	...	...	...	...	...
47	Colin Guentensberger	1/0	...	...	...	...	...	...	...	XXX	...	...	...	...
48	DeShawn McKnight	12/0	XXX	XXX	XXX	XXX	XXX	XXX	XXX	XXX	XXX	XXX	XXX	XXX
49	Nate Blanton Jr.	2/0	...	...	...	...	...	...	...	XXX	...	...	...	XXX
50	DeAndre Dingle-Prince	12/12	START	START	START	START	START	START	START	START	START	START	START	START
51	Tyler Bird	12/3	XXX	XXX	START	START	XXX	XXX	XXX	XXX	START	XXX	XXX	XXX
52	Troy Everett	10/6	START	START	START	START	START	START	XXX	XXX	...	...	XXX	XXX
53	Jake Ganoe	0/0	...	...	...	...	...	...	...	...	...	...	...	...
54	Isaiah Helms	12/12	START	START	START	START	START	START	START	START	START	START	START	START
54	Orlando Leon	1/0	...	...	...	...	...	...	...	XXX	...	...	...	...
55	Seth Williams	2/0	...	...	...	...	XXX	...	...	XXX	...	...	...	...
56	Kyle Arnholt	11/0	...	XXX	XXX	XXX	XXX	XXX	XXX	XXX	XXX	XXX	XXX	XXX
57	Trey Schaneville	0/0	...	...	...	...	...	...	...	...	...	...	...	...
58	Chase Presnell	0/0	...	...	...	...	...	...	...	...	...	...	...	...
59	Andrew Jordan	0/0	...	...	...	...	...	...	...	...	...	...	...	...
62	Bucky Williams	12/6	XXX	XXX	XXX	XXX	XXX	XXX	START	START	START	START	START	START
63	Jayden Ramsey	2/0	...	...	...	...	XXX	...	...	XXX	...	...	...	...
64	Chris Lyle	1/0	...	...	...	...	...	...	...	XXX	...	...	...	...
66	Luke Smith	4/0	...	...	...	...	XXX	...	...	XXX	XXX	...	XXX	...
67	Jack Carter	0/0	...	...	...	...	...	...	...	...	...	...	...	...
70	Cooper Hodges	12/12	START	START	START	START	START	START	START	START	START	START	START	START
72	Markell Samuel	2/0	...	...	...	...	XXX	...	...	XXX	...	...	...	...
73	Jaden Lindsay	0/0	...	...	...	...	...	...	...	...	...	...	...	...
74	Anderson Hardy	12/12	START	START	START	START	START	START	START	START	START	START	START	START
75	Damion Daley	12/12	START	START	START	START	START	START	START	START	START	START	START	START
76	Austin Reeves	1/0	...	...	...	...	...	...	...	XXX	...	...	...	...
77	Colston Powers	0/0	...	...	...	...	...	...	...	...	...	...	...	...
78	Craig McFarland	12/0	XXX	XXX	XXX	XXX	XXX	XXX	XXX	XXX	XXX	XXX	XXX	XXX
79	Sammy Henderson	1/0	...	...	...	...	...	...	...	XXX	...	...	...	...
80	AJ Hall	4/0	...	...	...	...	XXX	...	XXX	XXX	...	...	XXX	...
81	Miller Gibbs	12/5	XXX	XXX	START	START	XXX	START	XXX	XXX	START	XXX	START	XXX
82	Jaquan Lowman	3/0	...	...	...	XXX	XXX	XXX	...	...	...	...	...	...
83	Coen Sutton	1/0	...	...	...	...	...	...	...	XXX	...	...	...	...
85	David Larkins	12/0	XXX	XXX	XXX	XXX	XXX	XXX	XXX	XXX	XXX	XXX	XXX	XXX
86	Kanen Hamlett	1/0	...	...	...	...	...	...	...	XXX	...	...	...	...
87	Eli Wilson	12/0	XXX	XXX	XXX	XXX	XXX	XXX	XXX	XXX	XXX	XXX	XXX	XXX
88	Henry Pearson	12/12	START	START	START	START	START	START	START	START	START	START	START	START
89	August Drews	3/0	...	...	...	...	XXX	...	...	XXX	...	...	XXX	...
90	Dorian Pickett	2/0	...	...	...	...	XXX	...	...	XXX	...	...	...	...
91	Markus Clark	9/0	XXX	...	XXX	XXX	XXX	XXX	XXX	...	...	XXX	XXX	XXX
93	Karon White	11/1	XXX	XXX	XXX	XXX	...	XXX	XXX	XXX	XXX	XXX	START	XXX
94	Stephen Passeggiata	9/0	XXX	XXX	XXX	XXX	XXX	XXX	XXX	XXX	...	...	...	XXX
95	Jamar Rucks	1/0	...	...	...	...	...	...	...	XXX	...	...	...	...
96	Josiah Wyatt	2/0	...	...	...	...	...	...	...	XXX	...	...	XXX	...
97	Kevin Abrams-Verwayne	3/0	XXX	XXX	XXX	...	...	...	...	...	...	...	...	...
98	Donovan Spellman	7/0	...	...	...	XXX	XXX	...	XXX	XXX	...	XXX	XXX	XXX
99	Jordon Earle	12/11	START	START	START	START	START	START	START	START	START	START	XXX	START
99	Michael Hughes	12/0	XXX	XXX	XXX	XXX	XXX	XXX	XXX	XXX	XXX	XXX	XXX	XXX



## 2022 SCORING DRIVES

## APP STATE SCORING

Team	Qtr	Time	Scoring Play	Plays	Time
UNC	1st	11:36	Noel 52 yd run (Hughes kick)	8-75	3:24
UNC	1st	6:35	Pearson 22 yd pass from Brice (Hughes kick)	5-75	1:46
UNC	2nd	14:18	Wells 2 yd pass from Brice (Hughes kick)	10-65	5:21
UNC	4th	12:10	Noel 1 yd run (Hughes kick)	8-71	2:55
UNC	4th	10:37	Gibbs 13 yd pass from Brice (Hughes kick)	3-28	1:33
UNC	4th	7:20	Horn 31 yd pass from Brice (Hughes kick)	7-77	2:01
UNC	4th	4:00	Peoples 38 yd run (Hughes kick)	3-64	0:46
UNC	4th	0:31	Davis 28 yd pass from Brice (pass failed)	8-75	2:19
UNC	4th	0:09	Robinson 26 yd pass from Brice (run failed)	2-48	0:10
A&M	2nd	14:56	Marshall 4 yd run (Hughes kick)	5-29	1:28
A&M	3rd	2:34	Pearson 9 yd pass from Brice (Hughes kick)	11-62	6:22
A&M	4th	8:05	Hughes 29 yd field goal	18-63	9:15
TROY	1st	13:48	Wells 17 yd pass from Davis (Hughes kick)	3-38	1:05
TROY	2nd	1:22	Castle 18 yd pass from Brice (Hughes kick)	14-75	7:21
TROY	3rd	11:35	Harrington 19 yd run (Hughes kick)	9-75	3:25
TROY	3rd	0:29	Hughes 23 yd field goal	10-74	4:37
TROY	4th	0:20	Team safety (Troy takes intentional safety)		
TROY	4th	0:00	Horn 53 yd pass from Brice (tipped Hail Mary)	4-53	0:15
JMU	2nd	13:45	Peoples 2 yd run (Hughes kick)	9-58	3:54
JMU	2nd	11:45	Gibbs 10 yd pass from Brice (Hughes kick)	4-22	1:53
JMU	2nd	8:37	Stroman 27 yd pass from Brice (Hughes kick)	3-68	1:07
JMU	2nd	6:10	Noel 5 yd run (Hughes kick)	3-16	0:46
CIT	1st	12:18	Davis 44 yd pass from Brice (Hughes kick)	6-74	2:37
CIT	1st	2:38	Brice 1 yd run (Hughes kick)	8-75	3:54
CIT	2nd	11:55	Wilson 8 yd pass from Brice (Hughes kick)	8-65	3:35
CIT	2nd	9:31	Peoples 73 yd run (Hughes kick)	1-73	0:15
CIT	2nd	4:56	Horn 22 yd pass from Brice (Hughes kick)	3-33	0:46
CIT	3rd	3:23	Horn 80 yd pass from Brice (Hughes kick)	1-80	0:15
CIT	4th	6:40	Roberts 4 yd run (Hughes kick)	7-60	3:20
TXST	2nd	0:00	Hughes 30 yd FG	7-65	0:34
TXST	3rd	7:37	Pearson 12 yd pass from Brice (Hughes kick)	6-82	2:23
TXST	4th	13:02	Pearson 2 yd pass from Brice (Horn catch)	11-75	3:02
TXST	4th	0:00	Stroman 3 yd pass from Brice (no try)	3-33	0:42
APP	2nd	3:13	Peoples 16 yd run (Hughes kick)	12-75	5:30
GSU	3rd	10:24	Marshall 37 yd run (Hughes kick)	6-69	2:48
GSU	3rd	3:59	Brice 1 yd run (Hughes kick)	10-67	4:56
GSU	3rd	1:11	Brice 1 yd run (Hughes kick)	4-13	1:50
GSU	4th	9:42	Peoples 7 yd run (Hughes kick)	8-30	3:50
GSU	4th	3:24	Castle 2 yd run (Hughes kick)	10-75	5:29
RMU	1st	8:15	Davis 31 yd pass from Brice (Hughes kick)	3-52	0:55
RMU	2nd	4:51	Page 12 yd pass from Brice (Hughes kick)	3-59	1:01
RMU	2nd	0:13	Stroman 19 yd pass from Brice (Hughes kick)	9-98	1:21
RMU	3rd	11:32	Gibbs 9 yd pass from Brice (Hughes kick)	6-63	2:30
RMU	3rd	5:56	Castle 17 yd run (Hughes kick)	7-56	3:32
RMU	4th	11:57	Roberts 1 yd run (Hughes kick)	9-61	4:32
CCU	1st	4:48	Harrington 2 yd run (Hughes kick)	7-79	3:25
CCU	2nd	6:52	Stroman 41 yd pass from Brice (Hughes kick)	2-49	0:28
CCU	4th	11:02	Page 42 yd pass from Brice (Hughes kick)	6-80	2:01
CCU	4th	3:01	Brice 5 yd run (Hughes kick)	10-58	1:56
MAR	2nd	1:00	Harrington 1 yd run (Hughes kick)	10-32	5:15
MAR	3rd	10:47	Tucker 96 yd kickoff return (Hughes kick)		
MAR	4th	14:55	Pearson 14 yd pass from Brice (Hughes kick)	9-50	3:00
ODU	1st	10:11	Hughes 27 yd FG	8-80	3:34
ODU	1st	0:20	Robinson 35 yd pass from Brice (Hughes kick)	6-93	2:37
ODU	2nd	13:43	Wells 75 yd pass from Brice (Hughes kick)	1-75	0:11
ODU	2nd	7:43	Marshall 17 yd run (Hughes kick)	8-60	4:08
ODU	3rd	10:04	Hughes 40 yd FG	12-56	4:50
GS	1st	10:36	Hughes 22 yd FG	8-34	3:17
GS	1st	4:06	Hughes 37 yd FG	5-55	1:36
GS	2nd	10:36	Noel 51 yd run (Hughes kick)	2-60	0:46
GS	2nd	3:10	Noel 12 yd run (Hughes kick)	10-75	4:58
GS	3rd	12:09	Hughes 24 yd FG	6-68	2:51
GS	3rd	6:38	Harrington 4 yd run (Noel pass)	4-75	1:14
GS	4th	13:03	Marshall 2 yd run (Hughes kick)	9-75	4:50
GS	OT		Noel 25 yd run (Hughes kick)	1-25	0:00
GS	2OT		Hughes 33 yd FG	5-10	0:00

## OPPONENT SCORING

Team	Qtr	Time	Scoring Play	Plays	Time
UNC	1st	8:21	Jones, J.J. 23 yd pass from Maye (Burnette kick)	8-75	3:15
UNC	2nd	9:30	Paysour 14 yd pass from Maye (Burnette kick)	10-75	4:48
UNC	2nd	4:08	Pettaway 21 yd run (Burnette kick)	7-66	3:05
UNC	2nd	0:01	Nesbit 10 yd pass from Maye (Burnette kick)	9-72	1:43
UNC	3rd	11:55	Maye 12 yd run (Burnette kick)	8-75	3:05
UNC	3rd	2:21	Burnette 47 yd FG	8-34	3:08
UNC	3rd	0:11	Burnette 44 yd FG	4-2	1:49
UNC	4th	9:25	Hampton 2 yd run (Maye rush)	3-75	1:12
UNC	4th	2:50	Jones, D.J. 42 yd pass from Maye (Burnette kick)	5-75	1:10
UNC	4th	0:28	Nesbit 43 yd onside kick return (Burnette kick)		
A&M	2nd	11:37	Achane 26 yd run (Davis kick)	7-75	3:12
A&M	3rd	2:20	Achane 95 yd kickoff return (Davis kick)		
TROY	1st	6:49	Billingsley 19 yd run (Brooks kick)	13-75	6:59
TROY	2nd	8:43	Watson 1 yd run (Brooks kick)	8-81	3:51
TROY	2nd	0:00	Watson 1 yd run (Brooks kick)	12-75	1:22
TROY	4th	10:10	Vidal 1 yd run (Long kick)	12-64	5:14
JMU	1st	8:10	Wise 27 yd FG	13-65	6:50
JMU	2nd	2:16	Black 23 yd pass from Centeio, Todd (Wise kick)	8-75	3:54
JMU	3rd	1:19	Centeio 2 yd run (Wise kick)	6-41	2:53
JMU	4th	11:28	Greene 36 yd pass from Centeio (Thornton catch)	5-92	1:58
JMU	4th	10:36	Black 4 yd run (Wise kick)	2-9	0:35
TXST	1st	4:54	Pare 2 yd run (Keller kick)	5-42	2:24
TXST	2nd	14:20	Brown 2 yd pass from Hatcher (Keller kick)	9-48	3:24
TXST	2nd	6:46	Keller 33 yd FG	11-54	5:40
TXST	2nd	0:40	Hawkins 23 yd pass from Hatcher (Keller kick)	2-33	0:20
TXST	3rd	10:06	Spears 94 yd interception (Try failed)		
TXST	3rd	1:04	Keller 29 yd FG	12-63	6:33
TXST	4th	5:08	Keller 37 yd FG	7-42	2:37
GSU	1st	8:43	Gregg 4 yd run (Hayes kick)	11-79	4:00
GSU	1st	4:12	Grainger 26 yd run (Hayes kick)	7-78	2:13
GSU	4th	13:45	Hayes 47 yd FG	7-43	2:20
RMU	2nd	6:01	Jenkins 46 yd FG	14-52	6:31
CCU	1st	12:06	Brown 45 yd run (Hensley kick)	3-66	1:17
CCU	1st	2:40	Gravette 31 yd pass from Carpenter (H. kick)	4-78	2:05
CCU	2nd	12:50	Pinckney 38 yd pass from McCall (Hensley kick)	5-73	2:33
CCU	4th	14:53	Jenkins 8 yd pass from McCall (Hensley kick)	7-42	4:28
CCU	4th	13:10	White 2 yd run (Hensley kick)	3-1	1:21
MAR	1st	8:09	Laborn 1 yd run (Verhoff kick)	15-80	6:45
MAR	2nd	7:12	Harrison 5 yd pass from Fancher (Verhoff kick)	9-80	4:02
MAR	3rd	11:00	Miller 0 yd punt return (Verhoff kick)		
MAR	3rd	7:57	Gammage 19 yd pass from Fancher (Verhoff kick)	8-82	2:41
ODU	4th	7:05	Harvey 36 yd pass from Wolff (Sanchez kick)	7-80	2:42
ODU	4th	2:20	Harvey 25 yd pass from Wolff (Sanchez kick)	6-75	1:21
GS	1st	5:42	Brown 13 yd run (Raynor kick)	9-73	4:49
GS	2nd	8:08	Jordan 1 yd run (Raynor kick)	9-75	2:28
GS	2nd	0:38	Raynor 35 yd FG	10-57	2:32
GS	3rd	7:52	Jordan 2 yd run (Raynor kick)	10-75	4:17
GS	3rd	2:53	Lester 1 yd pass from Vantrease (Raynor kick)	8-75	3:45
GS	4th	4:22	Vantrease 3 yd run (Raynor kick)	5-69	2:02
GS	OT		McAfee 4 yd pass from Vantrease (Raynor kick)	3-25	0:00
GS	2OT		Archie 25 yd pass from Vantrease	2-25	0:00

**Team Results**

	Date	Opponent		Score	Overall	Conf	Time	Attend
	09/03/2022	North Carolina	L	61-63	0-1	0-0	4:11	40168
	09/10/2022	at Texas A&M	W	17-14	1-1	0-0	4:01	92664
*	09/17/2022	Troy	W	32-28	2-1	1-0	3:11	34406
*	09/24/2022	James Madison	L	28-32	2-2	1-1	3:18	33248
	10/01/2022	The Citadel	W	49-0	3-2	1-1	2:49	30789
*	10/08/2022	at Texas St.	L	24-36	3-3	1-2	3:15	25613
*	10/19/2022	Georgia St.	W	42-17	4-3	2-2	3:18	31757
	10/29/2022	Robert Morris	W	42-3	5-3	2-2	1:59	32501
*	11/03/2022	at Coastal Carolina	L	28-35	5-4	2-3	3:22	21224
*	11/12/2022	at Marshall	L	21-28	5-5	2-4	3:32	24312
*	11/19/2022	Old Dominion	W	27-14	6-5	3-4	3:04	32096
*	11/26/2022	at Ga. Southern	L (2OT)	48-51	6-6	3-5	3:48	18683

**App State - Game Highs**

<b>RUSHES</b>	64	Georgia St. (10/19/2022)
<b>YARDS RUSHING</b>	404	Georgia St. (10/19/2022)
<b>YARDS PER RUSH</b>	9.5	The Citadel (10/01/2022)
<b>TD RUSHES</b>	6	Georgia St. (10/19/2022)
<b>PASS ATTEMPTS</b>	53	at Texas St. (10/08/2022)
<b>PASS COMPLETIONS</b>	40	at Texas St. (10/08/2022)
<b>YARDS PASSING</b>	395	at Texas St. (10/08/2022)
<b>YARDS PER PASS</b>	14.2	The Citadel (10/01/2022)
<b>TD PASSES</b>	6	North Carolina (09/03/2022)
<b>TOTAL PLAYS</b>	82	at Texas A&M (09/10/2022)
<b>TOTAL OFFENSE</b>	649	North Carolina (09/03/2022)
<b>YARDS PER PLAY</b>	11.6	The Citadel (10/01/2022)
<b>POINTS</b>	61	North Carolina (09/03/2022)
<b>SACKS BY</b>	5	Georgia St. (10/19/2022)
<b>FIRST DOWNS</b>	36	North Carolina (09/03/2022)
<b>PENALTIES</b>	12	at Texas St. (10/08/2022)
<b>PENALTY YARDS</b>	105	at Texas St. (10/08/2022)
<b>TURNOVERS</b>	2	at Marshall (11/12/2022)
	2	at Coastal Carolina (11/03/2022)
	2	at Texas St. (10/08/2022)
	2	James Madison (09/24/2022)
<b>PUNTS</b>	5	Old Dominion (11/19/2022)
	5	at Marshall (11/12/2022)
	5	Robert Morris (10/29/2022)
	5	Georgia St. (10/19/2022)
	5	James Madison (09/24/2022)
<b>PUNTING AVG</b>	43.7	at Texas A&M (09/10/2022)
<b>LONG PUNT</b>	51	Old Dominion (11/19/2022)
	51	Robert Morris (10/29/2022)
	51	James Madison (09/24/2022)
<b>PUNTS INSIDE 20</b>	3	at Marshall (11/12/2022)
	3	Robert Morris (10/29/2022)
<b>LONG PUNT RETURN</b>	18	North Carolina (09/03/2022)





**App State - Individual Game Highs**

<b>RUSHES</b>	23	Camerun Peoples vs Georgia St. (10/19/2022)
<b>YARDS RUSHING</b>	171	Nate Noel at Ga. Southern (11/26/2022)
<b>TD RUSHES</b>	3	Nate Noel at Ga. Southern (11/26/2022)
<b>LONG RUSH</b>	73	Camerun Peoples vs The Citadel (10/01/2022)
<b>PASS ATTEMPTS</b>	53	Chase Brice at Texas St. (10/08/2022)
<b>PASS COMPLETIONS</b>	40	Chase Brice at Texas St. (10/08/2022)
<b>YARDS PASSING</b>	395	Chase Brice at Texas St. (10/08/2022)
<b>TD PASSES</b>	6	Chase Brice vs North Carolina (09/03/2022)
<b>LONG PASS</b>	80	Chase Brice vs The Citadel (10/01/2022)
<b>RECEPTIONS</b>	10	Nate Noel at Texas St. (10/08/2022)
<b>YARDS RECEIVING</b>	132	Christan Horn vs The Citadel (10/01/2022)
<b>TD RECEPTIONS</b>	2	Henry Pearson at Texas St. (10/08/2022)
	2	Christan Horn vs The Citadel (10/01/2022)
<b>LONG RECEPTION</b>	80	Christan Horn vs The Citadel (10/01/2022)
<b>PUNTS</b>	5	Clayton Howell vs Old Dominion (11/19/2022)
	5	Clayton Howell vs Robert Morris (10/29/2022)
	5	Clayton Howell vs Georgia St. (10/19/2022)
	5	Clayton Howell vs James Madison (09/24/2022)
<b>PUNTING AVG</b>	43.7	Clayton Howell at Texas A&M (09/10/2022)
<b>LONG PUNT</b>	51	Clayton Howell vs Old Dominion (11/19/2022)
	51	Clayton Howell vs Robert Morris (10/29/2022)
	51	Clayton Howell vs James Madison (09/24/2022)
<b>PUNTS INSIDE 20</b>	3	Clayton Howell at Marshall (11/12/2022)
	3	Clayton Howell vs Robert Morris (10/29/2022)
<b>LONG PUNT RETURN</b>	18	Tyler Page vs North Carolina (09/03/2022)
<b>LONG KICKOFF RETURN</b>	96	Milan Tucker at Marshall (11/12/2022)
<b>TACKLES</b>	13	Logan Doublin at Marshall (11/12/2022)
<b>SACKS</b>	2.5	Nick Hampton vs North Carolina (09/03/2022)
<b>TACKLES FOR LOSS</b>	2.5	Nick Hampton vs North Carolina (09/03/2022)

**Opponent - Game Highs**

<b>RUSHES</b>	59	The Citadel (10/01/2022)
<b>YARDS RUSHING</b>	220	Georgia St. (10/19/2022)
<b>YARDS PER RUSH</b>	6.1	North Carolina (09/03/2022)
<b>TD RUSHES</b>	4	at Ga. Southern (11/26/2022)
	4	Troy (09/17/2022)
<b>PASS ATTEMPTS</b>	52	at Ga. Southern (11/26/2022)
<b>PASS COMPLETIONS</b>	35	at Ga. Southern (11/26/2022)
<b>YARDS PASSING</b>	389	at Ga. Southern (11/26/2022)
<b>YARDS PER PASS</b>	10.5	at Coastal Carolina (11/03/2022)
<b>TD PASSES</b>	4	North Carolina (09/03/2022)
<b>TOTAL PLAYS</b>	77	at Ga. Southern (11/26/2022)
<b>TOTAL OFFENSE</b>	567	North Carolina (09/03/2022)
<b>YARDS PER PLAY</b>	8.0	North Carolina (09/03/2022)
<b>POINTS</b>	63	North Carolina (09/03/2022)
<b>SACKS BY</b>	4	James Madison (09/24/2022)
<b>FIRST DOWNS</b>	30	North Carolina (09/03/2022)
<b>PENALTIES</b>	12	North Carolina (09/03/2022)
<b>PENALTY YARDS</b>	130	North Carolina (09/03/2022)
<b>TURNOVERS</b>	4	Georgia St. (10/19/2022)
<b>PUNTS</b>	11	Robert Morris (10/29/2022)
<b>PUNTING AVG</b>	50.0	Troy (09/17/2022)
<b>LONG PUNT</b>	57	at Ga. Southern (11/26/2022)
<b>PUNTS INSIDE 20</b>	2	Old Dominion (11/19/2022)
	2	Robert Morris (10/29/2022)
	2	Georgia St. (10/19/2022)
	2	Troy (09/17/2022)
	2	at Texas A&M (09/10/2022)



Opponent - Game Lows

<b>RUSHES</b>	18	at Texas A&M (09/10/2022)
<b>YARDS RUSHING</b>	46	Troy (09/17/2022)
<b>YARDS PER RUSH</b>	1.6	Troy (09/17/2022)
<b>TD RUSHES</b>	0	Old Dominion (11/19/2022)
	0	Robert Morris (10/29/2022)
	0	The Citadel (10/01/2022)
<b>PASS ATTEMPTS</b>	8	The Citadel (10/01/2022)
<b>PASS COMPLETIONS</b>	3	The Citadel (10/01/2022)
<b>YARDS PASSING</b>	51	The Citadel (10/01/2022)
<b>YARDS PER PASS</b>	2.3	Robert Morris (10/29/2022)
<b>TD PASSES</b>	0	Robert Morris (10/29/2022)
	0	Georgia St. (10/19/2022)
	0	The Citadel (10/01/2022)
	0	Troy (09/17/2022)
	0	at Texas A&M (09/10/2022)
<b>TOTAL PLAYS</b>	38	at Texas A&M (09/10/2022)
<b>TOTAL OFFENSE</b>	148	Robert Morris (10/29/2022)
<b>YARDS PER PLAY</b>	2.6	Robert Morris (10/29/2022)
<b>POINTS</b>	0	The Citadel (10/01/2022)
<b>SACKS BY</b>	0	Georgia St. (10/19/2022)
	0	The Citadel (10/01/2022)
<b>FIRST DOWNS</b>	7	Robert Morris (10/29/2022)
<b>PENALTIES</b>	2	Troy (09/17/2022)
<b>PENALTY YARDS</b>	15	Troy (09/17/2022)
<b>INTERCEPTIONS BY</b>	0	at Ga. Southern (11/26/2022)
	0	Old Dominion (11/19/2022)
	0	Georgia St. (10/19/2022)
	0	The Citadel (10/01/2022)
	0	Troy (09/17/2022)
	0	at Texas A&M (09/10/2022)
<b>PUNTS</b>	2	Troy (09/17/2022)
	2	North Carolina (09/03/2022)
<b>PUNTING AVG</b>	36.0	Robert Morris (10/29/2022)
<b>LONG PUNT</b>	41	at Texas St. (10/08/2022)
	41	Robert Morris (10/29/2022)
<b>PUNTS INSIDE 20</b>	0	James Madison (09/24/2022)
	0	at Ga. Southern (11/26/2022)
	0	North Carolina (09/03/2022)
<b>LONG PUNT RETURN</b>	0	at Ga. Southern (11/26/2022)
	0	at Marshall (11/12/2022)
	0	at Coastal Carolina (11/03/2022)
	0	Robert Morris (10/29/2022)
	0	Georgia St. (10/19/2022)
	0	The Citadel (10/01/2022)
	0	Troy (09/17/2022)
	0	North Carolina (09/03/2022)





GAME 1						FINAL
North Carolina	7	21	13	22	—	63
APP STATE	14	7	0	40	—	61

Sept. 3 - Kidd Brewer Stadium - Boone, N.C. - 40,168 (Stadium Record)



2022 RECAPS

**GAME NOTES**

The attendance at Kidd Brewer Stadium was a stadium-record 40,168. That surpassed the previous record of 35,126 fans at the 2017 Wake Forest game.

App State outscored North Carolina 40-22 in the fourth quarter as the Mountaineers nearly came back to win after being down 20 at the start of the frame. The Mountaineers became the first team in at least 15 years to score 40 fourth-quarter points, according to ESPN's Adam Rittenberg, who also noted that the 62 combined fourth-quarter points were one shy of the FBS record.

The 124 combined points were the most in a game in program history and the first time two teams scored 60+ points since 2019 (UCLA-Washington State).

App State's 61 points were its most ever in a losing effort and tied for the 14th-most in a game in school history, win or lose. According to ESPN Stats & Info, App State's 61 points are tied for sixth-most in a regulation loss in the AP poll era (since 1936).

According to The Athletic's Matt Brown, this was the first 63-61 final score in college football history.

App State's offense racked up 38 first downs, 649 total yards, 288 rushing and 361 passing in offensive coordinator Kevin Barbay's Mountaineer debut. It was the most total yards by App State since racking up 692 against Gardner-Webb in 2018.

Chase Brice threw for a career-high 361 yards on 25-of-36 completions and tossed a school-record six touchdown passes to six different receivers. The previous record of five was achieved six times by five different QBs.

Brice engineered a fourth-quarter comeback that was nearly one for the ages, directing six touchdown drives including four that ended with a Brice pass into the end zone.

TEAM TOTALS	UNC	APP
<b>FIRST DOWNS</b>		
Total	30	36
Rushing	10	15
Passing	18	15
Penalty	2	6
<b>RUSHING</b>		
Total (Net)	215	288
Attempts	35	43
Avg. Per Rush	6.1	6.7
Rushing TDs	3	3
Yds. Gained	230	294
Yds. Lost	15	6
<b>PASSING</b>		
Total (Net)	352	361
Comp.-Att.-Int.	24-36-0	25-36-1
Avg. / Att.	9.8	10.0
Avg. / Comp.	14.7	14.4
TDs	4	6
<b>TOTAL OFFENSE</b>		
Yards	567	649
Plays	71	79
Avg. / Play	8	8.2
Fumbles - Lost	2-1	0-0
Penalties - Yds.	12-130	7-80
<b>PUNTING</b>		
Punts - Yds.	2-92	1-38
Avg. / Punt	46	38
Inside 20	0	0
50+ Yds.	1	0
Touchbacks	0	0
Fair Catch	0	1
<b>KICKOFFS</b>		
Total - Yds.	11-715	10-537
Avg. Yds. / Kickoff	65.0	53.7
Touchbacks	8	7
<b>RETURNS</b>		
Punt: Total - Yds. - TDs	0-0-0	2-25-0
Punt: Avg. / Return	0	12.5
Kickoff: Total - Yds. - TDs	2-45-1	3-89-0
Kickoff: Avg. / Return	22.5	29.7
INT: Total - Yds. - TDs	1-13-0	0-0-0
Fumble: Total - Yds. - TDs	0-0-0	1-0-0
<b>MISCELLANEOUS</b>		
Misc. Yards	0	0
Poss. Time	27:57	32:03
3rd. Down Conv.	9 of 14	6 of 12
4th. Down Conversions	1 of 1	1 of 2
Red-Zone: Scores - Chances	4-4	3-3
Sacks: Total - Yds.	1-5	3-9
PAT: Total - Made	7-7	7-7
Field Goals: Total - Made	2-2	0-1

**Record Crowd Sees High-Scoring Thriller Vs. UNC**

BOONE, N.C. — With a stadium-record 40,168 fans packing Kidd Brewer Stadium, UNC's defense survived App State's go-ahead two-point try with 31 seconds left and a game-tying two-point attempt with nine seconds remaining to escape its first visit to Boone with a 63-61 victory.

Yes, there were three touchdowns scored in the last 31 seconds, putting the finishing touches on a fourth-quarter in which App State fought back from a 41-21 deficit by scoring 40 points.

Chase Brice threw a school-record six TD passes en route to a career-high 361 passing yards. Defensively, Nick Hampton had 2.5 sacks.

App State came back to tie the score at 49-all on Cam Peoples' 38-yard touchdown run with four minutes remaining. UNC moved back ahead with 2:50 remaining, but Brice hit Dashaun Davis for a 28-yard touchdown with 31 seconds left. The Mountaineers went for a go-ahead two-point conversion, but Brice and Davis weren't able to connect on a pass.

Bryson Nesbit returned the onside kick for a 43-yard TD, but that gave App State one more chance with the score 63-55. Milan Tucker's 47-yard kick return to the UNC 48 and Brice's 22-yard completion to Kaedin Robinson set up another Brice-to-Robinson connection, this one a 26-yard TD with nine seconds left. The Tar Heels took away Brice's throwing options and stopped him short on the two-point try.

**SCORING SUMMARY**

Team	Qtr	Time	Scoring Play	Plays	Time	Score
APP	1st	11:36	Noel 52 yd run (Hughes kick)	8-75	3:24	7-0
UNC	1st	8:21	Jones, J.J. 23 yd pass from Maye (Burnette kick)	8-75	3:15	7-7
APP	1st	6:35	Pearson 22 yd pass from Brice (Hughes kick)	5-75	1:46	14-7
APP	2nd	14:18	Wells 2 yd pass from Brice (Hughes kick)	10-65	5:21	21-7
UNC	2nd	9:30	Paysour 14 yd pass from Maye (Burnette kick)	10-75	4:48	21-14
UNC	2nd	4:08	Pettaway 21 yd run (Burnette kick)	7-66	3:05	21-21
UNC	2nd	0:01	Nesbit 10 yd pass from Maye (Burnette kick)	9-72	1:43	21-28
UNC	3rd	11:55	Maye 12 yd run (Burnette kick)	8-75	3:05	21-35
UNC	3rd	2:21	Burnette 47 yd FG	8-34	3:08	21-38
UNC	3rd	0:11	Burnette 44 yd FG	4-2	1:49	21-41
APP	4th	12:10	Noel 1 yd run (Hughes kick)	8-71	2:55	28-41
APP	4th	10:37	Gibbs 13 yd pass from Brice (Hughes kick)	3-28	1:33	35-41
UNC	4th	9:25	Hampton 2 yd run (Maye rush)	3-75	1:12	35-49
APP	4th	7:20	Horn 31 yd pass from Brice (Hughes kick)	7-77	2:01	42-49
APP	4th	4:00	Peoples 38 yd run (Hughes kick)	3-64	0:46	49-49
UNC	4th	2:50	Jones,D.J. 42 yd pass from Maye (Burnette kick)	5-75	1:10	49-56
APP	4th	0:31	Davis 28 yd pass from Brice (pass failed)	8-75	2:19	55-56
UNC	4th	0:28	Nesbit 43 yd onside kick return (Burnette kick)			55-63
APP	4th	0:09	Robinson 26 yd pass from Brice (run failed)	2-48	0:10	61-63

**STAT LEADERS**

NORTH CAROLINA				APP STATE			
Rushing	Att.	Yds	TD	Rushing	Att.	Yds	TD
Hood	6	87	0	Noel	14	116	2
Maye	12	76	1	Peoples	13	65	1
Pettaway	6	34	1	Harrington	5	48	0
Hampton	8	17	1	Brice	8	36	0
D.J. Jones	2	3	0	Davis	1	20	0
Team	1	-2	0	Castle	1	2	0
<b>Totals</b>	<b>35</b>	<b>215</b>	<b>3</b>	Marshall	1	1	0
<b>Totals</b>	<b>43</b>	<b>288</b>	<b>3</b>				
Passing	Cmp-Att-Int	Yds	TD	Passing	Cmp-Att-Int	Yds	TD
Maye	24-36-0	352	4	Brice	25-36-1	361	6
<b>Totals</b>	<b>24-36-0</b>	<b>352</b>	<b>4</b>	<b>Totals</b>	<b>25-36-1</b>	<b>361</b>	<b>6</b>
Receiving	No.	Yds	TD	Receiving	No.	Yds	TD
Paysour	8	92	1	Davis	6	72	1
J.J. Jones	4	69	1	Pearson	4	46	1
Nesbit	3	47	1	Horn	3	59	1
Morales	3	31	0	Robinson	2	48	1
D.J. Jones	2	43	1	Noel	2	17	0
Pettaway	2	12	0	Peoples	2	15	0
Blackwell	1	36	0	Stroman	1	41	0
Hood	1	22	0	Wilson	1	27	0
<b>Totals</b>	<b>24</b>	<b>352</b>	<b>4</b>	Hetzel	1	20	0
				Gibbs	1	13	1
				Wells	1	2	1
				Page	1	1	0
				<b>Totals</b>	<b>25</b>	<b>361</b>	<b>6</b>



	GAME 2				FINAL
APP STATE	0	7	7	3	— 17
#6 Texas A&M	0	7	7	0	— 14

Sept. 10 - Kyle Field - Bryan-College Station, Texas - 92,664



### GAME NOTES

App State secured its third ever win over a top-25 ranked FBS opponent and its second in as many seasons. The other wins were the historic 34-32 upset at No. 5 Michigan in 2007 and last year's 30-27 home win over No. 14 Coastal Carolina.

Last 5 games vs. AP top-10 teams:  
 2021 - App State 17, at #6 Texas A&M 14  
 2018 - at #9 Penn St. 45, App State 38 (OT)  
 2016 - at #9 Tenn. 20, App State 13 (OT)  
 2008 - at #7 LSU 41, App State 13  
 2007 - App State 34, at #5 Michigan 32

Shawn Clark is the first App State coach with two wins over top-25 FBS opponents.

This was the Mountaineers' second straight win over an SEC opponent after winning 20-15 at South Carolina in 2019.

App State is now 4-0 all-time in games played in Texas (3-0 vs. Texas State, 1-0 vs. Texas A&M).

App State's last seven games against Power Five teams have all been decided by seven points or less, with three wins and four defeats.

App State improved to 80-20 in its last 100 games.

App State's 32 road wins since 2014 are third most nationally in that span behind Boise State (34) and Clemson (33).

App State won despite not having starting outside linebacker Brendan Harrington or co-starting running back Nate Noel due to injuries. Trey Cobb, another starting linebacker, missed most of the second half after going down with an injury, meaning redshirt freshman Caden Sullivan played a huge role in what was essentially his defensive debut for the Mountaineers.

Taking over Cobb's normal spot, Logan Doublin made his first career start (in career game No. 40) and had a TFL.

TEAM TOTALS	APP	A&M
<b>FIRST DOWNS</b>		
Total	22	9
Rushing	9	4
Passing	8	4
Penalty	5	1
<b>RUSHING</b>		
Total (Net)	181	89
Attempts	52	18
Avg. Per Rush	3.5	4.9
Rushing TDs	1	1
Yds. Gained	208	106
Yds. Lost	27	17
<b>PASSING</b>		
Total (Net)	134	97
Comp.-Att.-Int.	15-30-0	13-20-0
Avg. / Att.	4.5	4.9
Avg. / Comp.	8.9	7.5
TDs	1	0
<b>TOTAL OFFENSE</b>		
Yards	315	186
Plays	82	38
Avg. / Play	3.8	4.9
Fumbles - Lost	1-0	4-2
Penalties - Yds.	5-55	7-60
<b>PUNTING</b>		
Punts - Yds.	3-131	4-182
Avg. / Punt	43.7	45.5
Inside 20	1	2
50+ Yds.	2	1
Touchbacks	0	0
Fair Catch	2	2
<b>KICKOFFS</b>		
Total - Yds.	4-255	3-191
Avg. Yds. / Kickoff	63.8	63.7
Touchbacks	2	2
<b>RETURNS</b>		
Punt: Total - Yds. - TDs	1-12-0	1-1-0
Punt: Avg. / Return	12.0	1.0
Kickoff: Total - Yds. - TDs	1-19-0	2-120-1
Kickoff: Avg. / Return	19.0	60.0
INT: Total - Yds. - TDs	0-0-0	0-0-0
Fumble: Total - Yds. - TDs	0-0-0	0-0-0
<b>MISCELLANEOUS</b>		
Misc. Yards	0	0
Poss. Time	41:29	18:31
3rd. Down Conv.	9 of 20	2 of 8
4th. Down Conversions	3 of 5	0 of 0
Red-Zone: Scores - Chances	3-4	0-0
Sacks: Total - Yds.	2-4	1-6
PAT: Total - Made	2-2	2-2
2PT Conversion: Total - Made	0-0	0-0
Field Goals: Total - Made	1-2	0-1

## App State Takes Down No. 6 Texas A&M On ESPN2

BRYAN-COLLEGE STATION, Texas — Howdy from College Station, where App State once again seized the national spotlight.

With its latest signature win, there was reason to celebrate all the way back to the High Country.

And guess what? ESPN's College GameDay decided to join the party, announcing it will be in Boone instead of College Station on Sept. 17.

App State scored TDs after both turnovers forced by its defense, Michael Hughes kicked a tiebreaking field goal with 8:05 left and the Mountaineers finished strong to complete a 17-14 win against No. 6 Texas A&M in front of 92,664 fans at Kyle Field on a steamy Saturday.

Jalen McLeod forced two fumbles on the same play and recorded a sack to lead a stingy defense, which limited the Aggies to only two plays in App State territory over the first 52 minutes. Texas A&M totaled nine first downs and 186 yards of offense as the Mountaineers possessed the ball for 41:29 of the game's 60 minutes.

It was App State's first victory against an AP Top 10 opponent since the 34-32 victory at No. 5 Michigan in 2007.

"The key was belief," App State head coach Shawn Clark said. "You have to believe in yourself and believe in this program."

This one, with the familiar greetings of "Howdy" in Aggieland and the organized chants from the 12th Man, ended with loud App State cheers.

Hughes capped a 16-play march that covered 9 minutes, 15 seconds with his first career field goal, a 29-yard kick, to give App State a 17-14 lead midway through the fourth quarter. The Aggies (1-1) moved into scoring range but missed a 47-yard field goal with 3:43 remaining.

The offensive line went to work after that, paving the way for a clock-draining drive that included three straight Camerun Peoples runs to move the chains and then Peoples' 48-yard run to the Texas A&M 12 with 1:36 left. From there, Chase Brice was able to kneel out the win.

DeAndre Dingle-Prince's first-half recovery of McLeod's two-fumble sequence led to Ahmani Marshall's short touchdown run, and Nick Hampton's recovery of a fumble forced by Dexter Lawson Jr. set up Brice's third-quarter touchdown pass to tight end Henry Pearson.

### SCORING SUMMARY

Team	Qtr	Time	Scoring Play	Plays	Time	Score
APP	2nd	14:56	Marshall 4 yd run (Hughes kick)	5-29	1:28	7-0
A&M	2nd	11:37	Achane 26 yd run (Davis kick)	7-75	3:12	7-7
APP	3rd	2:34	Pearson 9 yd pass from Brice (Hughes kick)	11-62	6:22	14-7
A&M	3rd	2:20	Achane 95 yd kickoff return (Davis kick)			14-14
APP	4th	8:05	Hughes 29 yd field goal	18-63	9:15	17-14


### STAT LEADERS

APP STATE					TEXAS A&M				
Rushing	Att.	Yds	TD		Rushing	Att.	Yds	TD	
Peoples	19	112	0		Achane	10	66	1	
Marshall	11	35	1		King	8	23	0	
Harrington	12	33	0		<b>Totals</b>	<b>18</b>	<b>89</b>	<b>1</b>	
Davis	2	9	0						
Brice	6	4	0		<b>Passing</b>	<b>Comp-Att-Int</b>	<b>Yds</b>	<b>TD</b>	
Team	2	-12	0		King	13-20-0	97	0	
<b>Totals</b>	<b>52</b>	<b>181</b>	<b>1</b>		<b>Totals</b>	<b>13-20-0</b>	<b>97</b>	<b>0</b>	
Receiving	No.	Yds	TD		Receiving	No.	Yds	TD	
Brice	15	134	1		Stewart	5	48	0	
<b>Totals</b>	<b>15</b>	<b>134</b>	<b>1</b>		Smith	4	21	0	
					Brown	2	11	0	
					Green	1	12	0	
					Achane	1	5	0	
					<b>Totals</b>	<b>13</b>	<b>97</b>	<b>0</b>	



GAME 3	FINAL				
Troy	7	14	0	7	— 28
APP STATE	7	7	10	8	— 32

Sept. 17 - Kidd Brewer Stadium - Boone, N.C. - 34,406



2022 RECAPS

**GAME NOTES**

The attendance of 34,406 for Troy's visit ranked as the fourth-biggest crowd in KBS history and the top crowd for a non-ACC foe. It was the biggest crowd to see an App State win at The Rock.

ESPN's College GameDay has averaged more than 2 million viewers per weekend in 2022. The video content available on the @AppState\_FB Twitter feed over four days from the start of Thursday through the end of Sunday generated nearly 7 million views.

The actual name of the final play? "Big Ben" — similar to a 63-yard Hail Mary that Florida used to beat Tennessee in 2017, when App State offensive coordinator Kevin Barbay was the Gators' director of player development.

An already fired-up crowd had more reasons to cheer when Dexter Lawson Jr. intercepted a pass on the first play from scrimmage, giving App State possession at the Troy 38. Dashaun Davis later took a handoff from Chase Brice and threw a 17-yard touchdown pass to fellow receiver Christian Wells.

App State recorded three first-quarter sacks, with solo efforts from Tyler Bird and KeSean Brown being followed by a combo deal from Nick Hampton and Hansky Paillant.

Chase Brice's 18-yard touchdown pass to running back Anderson Castle to tie the game late in the second quarter was Castle's first career catch.

App State won its eighth straight Sun Belt opener in its ninth season as a member of the conference.

App State was the 77th different school to host ESPN's College GameDay, and Yosef was Lee Corso's 387th headgear pick. It represented the 66th different school headgear he has worn.

App State improved to 43-8 at home since the 2014 transition.

TEAM TOTALS	TROY	APP
<b>FIRST DOWNS</b>		
Total	25	23
Rushing	5	9
Passing	16	14
Penalty	4	0
<b>RUSHING</b>		
Total (Net)	46	155
Attempts	29	34
Avg. Per Rush	1.6	4.6
Rushing TDs	4	1
Yds. Gained	85	168
Yds. Lost	39	13
<b>PASSING</b>		
Total (Net)	302	301
Comp.-Att.-Int.	23-37-1	23-35-0
Avg. / Att.	8.2	8.6
Avg. / Comp.	13.1	13.1
TDs	0	3
<b>TOTAL OFFENSE</b>		
Yards	359	456
Plays	65	69
Avg. / Play	5.5	6.6
Fumbles - Lost	0-0	0-0
Penalties - Yds.	2-15	6-51
<b>PUNTING</b>		
Punts - Yds.	2-100	3-123
Avg. / Punt	50	41
Inside 20	2	1
50+ Yds.	1	0
Touchbacks	0	0
Fair Catch	2	3
<b>KICKOFFS</b>		
Total - Yds.	5-285	5-316
Avg. Yds. / Kickoff	57.0	63.2
Touchbacks	2	3
<b>RETURNS</b>		
Punt: Total - Yds. - TDs	0-0-0	0-0-0
Punt: Avg. / Return	0	0
Kickoff: Total - Yds. - TDs	2-66-0	2-33-0
Kickoff: Avg. / Return	33.0	16.5
INT: Total - Yds. - TDs	0-0-0	1-1-0
Fumble: Total - Yds. - TDs	0-0-0	0-0-0
<b>MISCELLANEOUS</b>		
Misc. Yards	0	0
Poss. Time	27:52	32:08
3rd. Down Conv.	6 of 11	8 of 16
4th. Down Conversions	1 of 1	3 of 4
Red-Zone: Scores - Chances	4-5	4-5
Sacks: Total - Yds.	1-5	3-24
PAT: Total - Made	4-4	3-3
2PT Conversion: Total - Made	0-0	0-0
Field Goals: Total - Made	0-1	1-1

**Hail Mary Win Caps Day With ESPN GameDay Debut**

BOONE, N.C. — An unforgettable Saturday at App State began with ESPN College GameDay's first visit to Boone. It then delivered a second unbelievable, historic ending at The Rock.

Call it the Miracle on the Mountain: Part 2.

Chase Brice's 53-yard, Hail Mary touchdown pass to Christian Horn — with help from 6-foot-4 teammate Dalton Stroman's crowded tip at the 5-yard line and Kaedin Robinson's sealing block after Horn made a circling catch of the tip at the 8 — gave App State a thrilling 32-28 win against Troy in their Sun Belt Conference opener.

"Wow. I'm thankful for a win and proud of our players for playing 60 minutes," App State coach Shawn Clark said. "That's what our program is built upon — never giving up. I think God's a Mountaineer today."

Twenty years after winning the original "Miracle on the Mountain" game, App State (2-1) pulled off another shocker. Just like country music star Luke Combs and Lee Corso had predicted seven hours earlier, with Corso wearing Yosef headgear to close GameDay's appearance in a packed Sanford Mall, App State did indeed beat Troy.

No one expected it to happen like that.

"It was a surreal moment," Horn said. "I'm still in awe, honestly."

"I threw it, and I'm looking. I'm praying," Brice said. "I see the tip, and Christian, I see him come across, catches it in his breadbasket and I'm like, 'Nobody's there. Nobody's there.'"

Brice's incomplection on a fourth-and-goal pass from the 2 gave Troy (1-2) possession with 1:13 left and a 28-24 lead. After three plays — and two final timeouts used by App State — the Trojans took a fourth-down safety on purpose instead of punting from the end zone, leaving App State with just 20 seconds left. Troy executed a squibbed kickoff that Ahmani Marshall returned 13 yards to the App State 47.

Three incomplections set up one final heave with two seconds left.

**SCORING SUMMARY**

Team	Qtr	Time	Scoring Play	Plays	Time	Score
APP	1st	13:48	Wells 17 yd pass from Davis (Hughes kick)	3-38	1:05	7-0
TROY	1st	6:49	Billingsley 19 yd run (Brooks kick)	13-75	6:59	7-7
TROY	2nd	8:43	Watson 1 yd run (Brooks kick)	8-81	3:51	7-14
APP	2nd	1:22	Castle 18 yd pass from Brice (Hughes kick)	14-75	7:21	14-14
TROY	2nd	0:00	Watson 1 yd run (Brooks kick)	12-75	1:22	14-21
APP	3rd	11:35	Harrington 19 yd run (Hughes kick)	9-75	3:25	21-21
APP	3rd	0:29	Hughes 23 yd field goal	10-74	4:37	24-21
TROY	4th	10:10	Vidal 1 yd run (Long kick)	12-64	5:14	24-28
APP	4th	0:20	Team safety (Troy takes intentional safety)			26-28
APP	4th	0:00	Horn 53 yd pass from Brice (tipped Hail Mary)	4-53	0:15	32-28

**STAT LEADERS**

TROY				APP STATE			
Rushing	Att.	Yds	TD	Rushing	Att.	Yds	TD
Billingsley	6	38	1	Peoples	17	78	0
Vidal	11	29	1	Harrington	7	58	1
Woods	1	2	0	Marshall	5	16	0
Choloh	1	0	0	Brice	5	3	0
Team	1	-11	0	<b>Totals</b>	<b>34</b>	<b>155</b>	<b>0</b>
Watson	9	-12	2	<b>Passing</b>	<b>Comp-Att-Int</b>	<b>Yds</b>	<b>TD</b>
<b>Totals</b>	<b>29</b>	<b>46</b>	<b>3</b>	Brice	22-34-0	284	2
<b>Passing</b>	<b>Comp-Att-Int</b>	<b>Yds</b>	<b>TD</b>	Davis	1-1-0	17	1
Watson	23-37-1	302	0	<b>Totals</b>	<b>23-35-0</b>	<b>301</b>	<b>3</b>
<b>Totals</b>	<b>23-37-1</b>	<b>302</b>	<b>0</b>	<b>Receiving</b>	<b>No.</b>	<b>Yds</b>	<b>TD</b>
<b>Receiving</b>	<b>No.</b>	<b>Yds</b>	<b>TD</b>	Horn	5	98	1
Stoudemire	6	70	0	Davis	5	16	0
Barber	6	42	0	Robinson	4	68	0
T. Johnson	4	69	0	Pearson	2	40	0
R. Johnson	2	57	0	Gibbs	2	18	0
Rogers	2	41	0	Wells	1	25	1
Woods	1	11	0	Castle	1	18	1
Ross	1	7	0	Peoples	1	6	0
Vidal	1	5	0	Marshall	1	4	0
<b>Totals</b>	<b>23</b>	<b>302</b>	<b>0</b>	<b>Totals</b>	<b>23</b>	<b>301</b>	<b>3</b>



GAME 4	FINAL				
James Madison	3	7	7	15	— 32
APP STATE	0	28	0	0	— 28

Sept. 24 - Kidd Brewer Stadium - Boone, N.C. - 33,248



### GAME NOTES

With App State looking to build on a 28-10 lead, JMU made stop on a fourth-and-2 run from the Dukes' 27 to open the second half, then scored touchdowns with 1:19 left in the third quarter, 11:28 remaining in the game and 10:36 left.

Less than five minutes remained in the third quarter when App State punted with an 18-point lead, and KeSean Brown fell on a muffed punt, but officials ruled kick-catch interference after a JMU blocker hit an App State coverage player close to the punt returner, causing both players to make contact with the returner.

Attendance at Kidd Brewer Stadium was 33,248, the fifth-largest crowd in stadium history and third-largest over the first three home games 2022.

The App State defense allowed JMU to convert just two of its 14 third-down chances, but the Dukes managed to convert three of their six attempts on fourth down.

Five running backs saw action on the offense's opening drive, but Camerun Peoples totaled only four carries before leaving the game for good in the first half and Nate Noel had only six carries (just one after halftime).

Daetrich Harrington made his first start at running back since Nov. 7, 2020 at Texas State — the day he tore the ACL in his right knee for the second time.

Nine different receivers caught a pass from Brice, the fourth time in four games this year that at least nine receivers have caught a pass for the Mountaineers.

App State suffered a second home loss in the same season for the first time since the 2014 season.

TEAM TOTALS	JMU	APP
<b>FIRST DOWNS</b>		
Total	19	15
Rushing	10	4
Passing	9	10
Penalty	0	1
<b>RUSHING</b>		
Total (Net)	166	63
Attempts	46	34
Avg. Per Rush	3.6	1.9
Rushing TDs	2	2
Yds. Gained	250	93
Yds. Lost	84	30
<b>PASSING</b>		
Total (Net)	210	235
Comp.-Att.-Int.	17-29-0	17-28-1
Avg. / Att.	7.2	8.4
Avg. / Comp.	12.4	13.8
TDs	2	2
<b>TOTAL OFFENSE</b>		
Yards	376	298
Plays	74	62
Avg. / Play	5.1	4.8
Fumbles - Lost	2-2	2-1
Penalties - Yds.	7-50	6-40
<b>PUNTING</b>		
Punts - Yds.	3-130	5-218
Avg. / Punt	43.3	43.6
Inside 20	0	1
50+ Yds.	0	1
Touchbacks	0	1
Fair Catch	2	2
<b>KICKOFFS</b>		
Total - Yds.	6-373	5-325
Avg. Yds. / Kickoff	62.2	65.0
Touchbacks	1	4
<b>RETURNS</b>		
Punt: Total - Yds. - TDs	1-4-0	0-0-0
Punt: Avg. / Return	4.0	0
Kickoff: Total - Yds. - TDs	1-23-0	2-49-0
Kickoff: Avg. / Return	23.0	24.5
INT: Total - Yds. - TDs	1-22-0	0-0-0
Fumble: Total - Yds. - TDs	1-10-0	2-7-0
<b>MISCELLANEOUS</b>		
Misc. Yards	0	0
Poss. Time	33:28	26:32
3rd. Down Conv.	2 of 14	4 of 12
4th. Down Conversions	3 of 6	0 of 2
Red-Zone: Scores - Chances	3-5	3-3
Sacks: Total - Yds.	4-25	2-12
PAT: Total - Made	3-3	4-4
2PT Conversion: Total - Made	1-1	0-0
Field Goals: Total - Made	1-2	0-0

## App State Falls Short in Another Nailbiter with JMU

BOONE, N.C. — App State played yet another nailbiting game, falling 32-28 to James Madison in front of another above-capacity, sellout crowd at Kidd Brewer Stadium.

Each of the Mountaineers' first four games in 2022 have been decided by four points or less, with 13 points being the combined separation.

App State (2-2, 1-1 Sun Belt) built a 28-3 lead, scoring all of its points with four touchdowns during a stretch of 7:35 during the second quarter. It led 28-10 at the break before the Dukes (3-0, 1-0) scored 22 points over the final 16 minutes, 19 seconds in their first Sun Belt Conference game.

After linebacker Trey Cobb made a fourth-and-1 stop for a 1-yard loss back to the App State 10 with 2:06 remaining, the Mountaineers advanced to their 42, with Chase Brice's 23-yard completion to Christian Horn getting them out from the shadow of their own end zone.

The Dukes were able to run out the clock after breaking up a fourth-and-9 pass in the final minute. A crowd of 33,248 was on hand to witness the first FBS meeting between App State and JMU, which had a history of memorable games when both tradition-rich programs were FCS powers.

Nick Hampton recorded two sacks and forced a fumble for an App State defense that created two key takeaways. Cobb made a team-high nine stops and recovered a fumble forced by Deshawn McKnight.

App State's four touchdowns followed a three-and-out JMU punt, McKnight's forced fumble on a run play in JMU territory, a fourth-and-4 stop inside App State's 35 and Hampton's strip sack in JMU territory. The Mountaineers capitalized with Camerun Peoples' 2-yard touchdown run, Miller Gibbs' 10-yard touchdown catch, Dalton Stroman's 27-yard touchdown catch for his first career score and Nate Noel's 5-yard touchdown run.

### SCORING SUMMARY

Team	Qtr	Time	Scoring Play	Plays	Time	Score
JMU	1st	8:10	Wise 27 yd FG	13-65	6:50	0-3
APP	2nd	13:45	Peoples 2 yd run (Hughes kick)	9-58	3:54	7-3
APP	2nd	11:45	Gibbs 10 yd pass from Brice (Hughes kick)	4-22	1:53	14-3
APP	2nd	8:37	Stroman 27 yd pass from Brice (Hughes kick)	3-68	1:07	21-3
APP	2nd	6:10	Noel 5 yd run (Hughes kick)	3-16	0:46	28-3
JMU	2nd	2:16	Black 23 yd pass from Centeio, Todd (Wise kick)	8-75	3:54	28-10
JMU	3rd	1:19	Centeio 2 yd run (Wise kick)	6-41	2:53	28-17
JMU	4th	11:28	Greene 36 yd pass from Centeio (Thornton catch)	5-92	1:58	28-25
JMU	4th	10:36	Black 4 yd run (Wise kick)	2-9	0:35	28-32

### STAT LEADERS

JMU				APP STATE			
Rushing	Att.	Yds	TD	Rushing	Att.	Yds	TD
Centeio	17	88	1	Marshall	8	40	0
Black	18	85	1	Harrington	7	28	0
Palmer	7	33	0	Noel	6	13	1
Team	4	-40	0	Peoples	4	9	1
<b>Totals</b>	<b>46</b>	<b>166</b>	<b>3</b>	Castle	3	5	0
				Brice	6	-22	0
<b>Passing</b>	<b>Comp-Att-Int</b>	<b>Yds</b>	<b>TD</b>	<b>Totals</b>	<b>34</b>	<b>63</b>	<b>2</b>
Centeio	17-29-0	210	2				
<b>Totals</b>	<b>17-29-0</b>	<b>210</b>	<b>0</b>	<b>Passing</b>	<b>Comp-Att-Int</b>	<b>Yds</b>	<b>TD</b>
				Brice	17-28-1	235	2
<b>Receiving</b>	<b>No.</b>	<b>Yds</b>	<b>TD</b>	<b>Totals</b>	<b>17-28-1</b>	<b>235</b>	<b>2</b>
Brown	4	81	0				
Painter	3	20	0	<b>Receiving</b>	<b>No.</b>	<b>Yds</b>	<b>TD</b>
Greene	2	46	1	Davis	4	77	0
Ravenel	2	18	0	Robinson	5	57	0
Horton	2	12	0	Pearson	2	19	0
Palmer	2	11	0	Stroman	1	27	1
Black	1	23	1	Horn	1	23	0
Thornton	1	-1	0	Gibbs	1	10	1
<b>Totals</b>	<b>17</b>	<b>210</b>	<b>2</b>	Page	1	10	0
				Hetzl	1	9	0
				Harrington	1	3	0



GAME 5	FINAL				
The Citadel	0	0	0	0	— 0
APP STATE	14	21	7	7	— 49

Oct. 1 - Kidd Brewer Stadium - Boone, N.C. - 30,789



2022 RECAPS

**GAME NOTES**

It was App State's first home shutout since the 2015 opener against Howard (also 49-0) and the Mountaineers' seventh shutout since making the FBS climb in 2014. In addition to the three games noted so far, the other shutouts were 66-0 against Campbell (2014), 44-0 against Georgia State (2014), 49-0 against ODU (2015) and 24-0 against Louisiana (2016).

The only teams with more shutouts since App State made the FBS climb are Alabama (12), Georgia (11), Wisconsin (10) and Clemson (8).

The Mountaineers have won their last seven contests against FCS opponents, dating back to 2015.

Running back Anderson Castle made his first career start as part of a package that also included Camerun Peoples.

Quarterback Brady McBride, linebacker Trevor Moffitt, wide receiver Jacoby Pinckney, running back Kanye Roberts and offensive lineman Markell Samuel saw their first career action for App State.

In Dale Jones' seven-plus FBS seasons as a defensive coach at App State, the Mountaineers have 48 games allowing 17 points or less and 23 games allowing single-digit points.

True freshman Kanye Roberts, in his collegiate debut, ran seven times for 70 yards and his first career touchdown, all in the fourth quarter.

Kanye Roberts' touchdown was set up by a diving, one-handed catch from Michael Hetzel on a 22-yard throw from Brady McBride.

Camerun Peoples scored the longest touchdown of his career — his only longer carry was a 76-yard, non-scoring run in the 2020 Myrtle Beach Bowl.

TEAM TOTALS	CIT	APP
<b>FIRST DOWNS</b>		
Total	13	21
Rushing	11	10
Passing	2	11
Penalty	0	0
<b>RUSHING</b>		
Total (Net)	172	247
Attempts	59	26
Avg. Per Rush	2.9	9.5
Rushing TDs	0	3
Yds. Gained	208	248
Yds. Lost	36	1
<b>PASSING</b>		
Total (Net)	51	298
Comp.-Att.-Int.	3-8-1	14-21-0
Avg. / Att.	6.4	14.2
Avg. / Comp.	17.0	21.3
TDs	0	4
<b>TOTAL OFFENSE</b>		
Yards	223	545
Plays	67	47
Avg. / Play	3.3	11.6
Fumbles - Lost	4-1	0-0
Penalties - Yds.	4-25	3-28
<b>PUNTING</b>		
Punts - Yds.	6-228	2-58
Avg. / Punt	38	29
Inside 20	1	0
50+ Yds.	0	0
Touchbacks	0	0
Fair Catch	4	1
<b>KICKOFFS</b>		
Total - Yds.	1-49	8-510
Avg. Yds. / Kickoff	49.0	63.8
Touchbacks	0	6
<b>RETURNS</b>		
Punt: Total - Yds. - TDs	0-0-0	1-0-0
Punt: Avg. / Return	0	0.0
Kickoff: Total - Yds. - TDs	1-21-0	1-10-0
Kickoff: Avg. / Return	21.0	10.0
INT: Total - Yds. - TDs	0-0-0	1-0-0
Fumble: Total - Yds. - TDs	0-0-0	1-3-0
<b>MISCELLANEOUS</b>		
Misc. Yards	0	0
Poss. Time	39:51	20:09
3rd. Down Conv.	5 of 18	0 of 5
4th. Down Conversions	3 of 5	2 of 3
Red-Zone: Scores - Chances	0-1	3-3
Sacks: Total - Yds.	0-0	2-11
PAT: Total - Made	0-0	7-7
2PT Conversion: Total - Made	0-0	0-0
Field Goals: Total - Made	0-0	0-0

## Big-Play Mountaineers Shut Out Bulldogs in Boone

BOONE, N.C. — Dexter Lawson Jr. made a diving interception in the end zone to keep The Citadel from scoring on an 11-minute drive, and Chase Brice threw an 80-yard TD pass to Christian Horn on the next play.

App State didn't need much time to do its offensive damage — that touchdown was the Mountaineers' only third-quarter snap — and the defense held the Bulldogs' clock-chewing option offense in check throughout the Family Weekend home game at Kidd Brewer Stadium.

That combination contributed to a 49-0 shutout for the Mountaineers, who posted a one-sided win to follow an opening month in which all four games were decided by four points or less.

"It's been four tough weeks — four emotional weeks — and our program needed that. Our players needed that," coach Shawn Clark said. "I'm very pleased with how we came out and executed in all three phases. Any time you get a shutout in college football, that's huge."

KeSean Brown had 10 tackles, two tackles for loss, two forced fumbles and a sack in App State's first shutout since the 34-0 victory against Toledo in the 2017 Dollar General Bowl and first home shutout since 2015. Nick Ross added nine stops and a forced fumble.

Going into the final drive of the first half, App State (3-2) had a 359-20 advantage in total yards, with five of The Citadel's first six possessions resulting in three-and-out stops. The Mountaineers finished with a 545-223 yardage advantage and made nine tackles for loss, including the first career sack from true freshman Donovan Spellman.

Accounting for five touchdowns, Brice completed 12 of his 18 pass attempts for 265 yards and four touchdowns, with Horn scoring twice on three receptions that totaled 132 yards. Camerun Peoples had a 73-yard touchdown to highlight a four-carry, 102-yard outing in front of a crowd of 30,789. With heavy rains and wind from Hurricane Ian not affecting Boone as much as initially expected, it was mostly an overcast day with occasional mist at The Rock.

### SCORING SUMMARY

Team	Qtr	Time	Scoring Play	Plays	Time	Score
APP	1st	12:18	Davis 44 yd pass from Brice (Hughes kick)	6-74	2:37	7-0
APP	1st	2:38	Brice 1 yd run (Hughes kick)	8-75	3:54	14-0
APP	2nd	11:55	Wilson 8 yd pass from Brice (Hughes kick)	8-65	3:35	21-0
APP	2nd	9:31	Peoples 73 yd run (Hughes kick)	1-73	0:15	28-0
APP	2nd	4:56	Horn 22 yd pass from Brice (Hughes kick)	3-33	0:46	35-0
APP	3rd	3:23	Horn 80 yd pass from Brice (Hughes kick)	1-80	0:15	42-0
APP	4th	6:40	Roberts 4 yd run (Hughes kick)	7-60	3:20	49-0

### STAT LEADERS

THE CITADEL				APP STATE			
Rushing	Att.	Yds	TD	Rushing	Att.	Yds	TD
Llewellyn	10	41	0	Peoples	4	102	1
Graves-Billups	9	36	0	Roberts	7	70	1
Wallace	7	21	0	Castle	4	28	0
Crawford III	5	19	0	Harrington	5	26	0
Billings	7	17	0	Marshall	3	12	0
Jones	6	15	0	Brice	2	6	1
Walker	4	11	0	McBride	1	3	0
Derrick	8	10	0	<b>Totals</b>	<b>26</b>	<b>247</b>	<b>3</b>
Green	3	2	0	<b>Passing</b>	<b>Comp-Att-Int</b>	<b>Yds</b>	<b>TD</b>
<b>Totals</b>	<b>59</b>	<b>172</b>	<b>0</b>	Brice	12-18-0	265	4
<b>Passing</b>	<b>Comp-Att-Int</b>	<b>Yds</b>	<b>TD</b>	McBride	2-3-0	33	0
Derrick	2-7-1	45	0	<b>Totals</b>	<b>14-21-0</b>	<b>298</b>	<b>4</b>
Green	1-1-0	6	0	<b>Receiving</b>	<b>No.</b>	<b>Yds</b>	<b>TD</b>
<b>Totals</b>	<b>3-8-1</b>	<b>51</b>	<b>0</b>	Horn	3	132	2
<b>Receiving</b>	<b>No.</b>	<b>Yds</b>	<b>TD</b>	Davis	2	47	1
Graves-Billups	2	42	0	Hetzel	2	44	0
Hilton	1	9	0	Stroman	2	21	0
<b>Totals</b>	<b>3</b>	<b>51</b>	<b>0</b>	Robinson	1	26	0
				Page	1	10	0
				Wilson	1	8	1
				Peoples	1	5	0
				Marshall	1	5	0
				<b>Totals</b>	<b>21</b>	<b>298</b>	<b>4</b>



GAME 6						FINAL
APP STATE	0	3	7	14	—	24
Texas State	7	17	9	3	—	36

Oct. 8 - Bobcat Stadium - San Marcos, Texas - 25,613



### GAME NOTES

At 3-3, App State has three losses through six games for the first time since starting 1-5 in 2014, its first season as an FBS member of the Sun Belt Conference.

The Mountaineers have lost two of their first three Sun Belt games for the first time since 2014.

App State lost to Texas State for the first time in seven meetings. The Mountaineers also dropped a game in the state of Texas for the first time. The program had been 3-0 in San Marcos and 1-0 in College Station (this year's win at Texas A&M).

App State is now 0-2 this season when it loses the turnover battle.

Freshman DB Ethan Johnson made his first career start but left the game with an injury suffered on the fourth play.

App State played without starting running back Camerun Peoples and starting wide receiver Christian Wells. Starting outside linebacker Brendan Harrington is out for the season, and starting inside linebacker Trey Cobb did not play in the second half after a first-half injury. Starting wide receiver Kaedin Robinson also left the game with an injury.

Chase Brice amassed a career-high 395 passing yards with a career-high 40 completions on a career-high 53 attempts. He threw three touchdowns and one interception. It was the most passing yards in a game by a Mountaineer since Taylor Lamb's 427 against Coastal Carolina in 2017.

Brice tied the program record for completions in a game, matching the 40 by Richie Williams in a 2004 game against Furman. Brice's 53 attempts were the fourth-highest total in App State history and the most by an App State QB since DeAndre Presley had 56 against Villanova in 2010.

TEAM TOTALS	APP	TXST
<b>FIRST DOWNS</b>		
Total	20	22
Rushing	0	4
Passing	18	14
Penalty	2	4
<b>RUSHING</b>		
Total (Net)	41	53
Attempts	21	29
Avg. Per Rush	2.0	1.8
Rushing TDs	0	1
Yds. Gained	54	77
Yds. Lost	13	24
<b>PASSING</b>		
Total (Net)	395	281
Comp.-Att.-Int.	40-53-1	26-36-1
Avg. / Att.	7.5	7.8
Avg. / Comp.	9.9	10.8
TDs	3	2
<b>TOTAL OFFENSE</b>		
Yards	436	334
Plays	74	65
Avg. / Play	5.9	5.1
Fumbles - Lost	1-1	0-0
Penalties - Yds.	12-105	5-50
<b>PUNTING</b>		
Punts - Yds.	3-117	3-118
Avg. / Punt	39	39.3
Inside 20	0	1
50+ Yds.	0	0
Touchbacks	0	0
Fair Catch	0	2
<b>KICKOFFS</b>		
Total - Yds.	3-166	8-459
Avg. Yds. / Kickoff	55.3	57.4
Touchbacks	1	3
<b>RETURNS</b>		
Punt: Total - Yds. - TDs	1-14-0	1-17-0
Punt: Avg. / Return	14.0	17.0
Kickoff: Total - Yds. - TDs	5-106-0	1-0-0
Kickoff: Avg. / Return	21.2	0.0
INT: Total - Yds. - TDs	1-0-0	1-94-1
Fumble: Total - Yds. - TDs	0-0-0	0-0-0
<b>MISCELLANEOUS</b>		
Misc. Yards	0	0
Poss. Time	27:21	32:39
3rd. Down Conv.	6 of 15	9 of 15
4th. Down Conversions	2 of 6	0 of 0
Red-Zone: Scores - Chances	4-6	5-6
Sacks: Total - Yds.	2-22	2-10
PAT: Total - Made	1-1	3-3
2PT Conversion: Total - Made	1-1	0-1
Field Goals: Total - Made	1-1	3-3

## Mountaineers Suffer First Loss in Lone Star State

SAN MARCOS, Texas — App State's second trip to the Lone Star State resulted in a 36-24 loss at Texas State in front of the Bobcats' biggest home crowd for a Sun Belt game.

Henry Pearson caught two second-half touchdown passes from Chase Brice, helping the Mountaineers pull within 15 points early in the fourth quarter, but the rally stalled after a fourth-and-14 pass from the Texas State 39 fell incomplete midway through the final period. The Bobcats kicked a 37-yard field goal with 5:08 left to increase their margin to a three-score lead, and App State's fourth-down completion inside the Texas State 10 in the closing minutes didn't produce a first down.

The game ended with a 3-yard touchdown pass from Brice to Dalton Stroman. It was the Mountaineers' first-ever loss to Texas State.

Brice tied a school record by completing 40 passes (on 53 attempts) for a career-high 395 yards, and Pearson made four catches for 43 yards. Stroman also had a 55-yard reception to set up a touchdown as part of his five-catch, 104-yard performance.

Defensively, Dexter Lawson Jr. intercepted a pass in the end zone to end the first drive of the game, but Texas State (3-3, 1-1) controlled the rest of the opening half. Andrew Parker and Caden Sullivan recorded sacks, while Logan Doublin led the team with a career-high 11 stops.

Texas State limited App State, which played without Camerun Peoples, to 41 rushing yards on 21 attempts. The Mountaineers committed 12 penalties for 105 yards.

App State trailed 24-0 before ending the half with a 30-yard field goal.

Looking to trim its deficit to 24-10 after receiving the third-quarter kickoff, App State moved inside the Texas State 15, but the Bobcats intercepted a fourth-and-4 pass from the 12 and Tory Spears scored on the 94-yard interception return.

### SCORING SUMMARY

Team	Qtr	Time	Scoring Play	Plays	Time	Score
TXST	1st	4:54	Pare 2 yd run (Keller kick)	5-42	2:24	0-7
TXST	2nd	14:20	Brown 2 yd pass from Hatcher (Keller kick)	9-48	3:24	0-14
TXST	2nd	6:46	Keller 33 yd FG	11-54	5:40	0-17
TXST	2nd	0:40	Hawkins 23 yd pass from Hatcher (Keller kick)	2-33	0:20	0-24
APP	2nd	0:00	Hughes 30 yd FG	7-65	0:34	3-24
TXST	3rd	10:06	Spears 94 yd interception (Try failed)			3-30
APP	3rd	7:37	Pearson 12 yd pass from Brice (Hughes kick)	6-82	2:23	10-30
TXST	3rd	1:04	Keller 29 yd FG	12-63	6:33	10-33
APP	4th	13:02	Pearson 2 yd pass from Brice (Horn catch)	11-75	3:02	18-33
TXST	4th	5:08	Keller 37 yd FG	7-42	2:37	18-36
APP	4th	0:00	Stroman 3 yd pass from Brice (no try)	3-33	0:42	24-36

### STAT LEADERS

APP STATE				TEXAS STATE			
Rushing	Att.	Yds	TD	Rushing	Att.	Yds	TD
Noel	5	19	0	Pare	20	64	1
Marshall	5	9	0	Jeter	6	10	0
Harrington	4	8	0	Hatcher	3	-21	0
Brice	7	5	0	<b>Totals</b>	<b>29</b>	<b>53</b>	<b>1</b>
<b>Totals</b>	<b>21</b>	<b>41</b>	<b>0</b>				
Passing	Cmp-Att-Int	Yds	TD	Passing	Cmp-Att-Int	Yds	TD
Brice	40-53-1	395	3	Hatcher	26-36-1	281	2
<b>Totals</b>	<b>40-53-1</b>	<b>395</b>	<b>3</b>	<b>Totals</b>	<b>26-36-1</b>	<b>281</b>	<b>2</b>
Receiving	No.	Yds	TD	Receiving	No.	Yds	TD
Noel	10	50	0	Brown	5	44	1
Horn	6	83	0	Barbee	3	30	0
Davis	6	61	0	Banks	2	32	0
Stroman	5	104	1	Pare	2	29	0
Pearson	4	43	2	Ortega-Jones	2	18	0
Wilson	3	16	0	Lyons	2	10	0
Marshall	2	13	0	Groves	2	9	0
Robinson	1	10	0	Speights	1	3	0
Larkins	1	6	0	Jeter	1	1	0
Harrington	1	5	0	<b>Totals</b>	<b>26</b>	<b>281</b>	<b>2</b>
Page	1	4	0				
<b>Totals</b>	<b>40</b>	<b>395</b>	<b>3</b>				



GAME 7	FINAL				
Georgia State	14	0	0	3	— 17
APP STATE	0	7	21	14	— 42

Oct. 19 (Wednesday) - Kidd Brewer Stadium - Boone, N.C. - 31,757



2022 RECAPS

### App State Dominates Final Three Quarters In Victory

BOONE, N.C. — Stood up several yards short of the end zone, Camerun Peoples said one thought entered his mind.

“All I need is a little bit of a push,” he recalled.

App State center Isaiah Helms delivered one. So did tight end Miller Gibbs. Before long, Peoples was falling forward into the end zone for a statement-making, line-in-the-sand touchdown.

Chilly conditions and an even colder start didn't stop App State from surging to a 42-17 home win against Georgia State in a midweek ESPN2 game. Using a physical running game and havoc-wreaking defense, the Mountaineers (4-3, 2-2) went on a 42-3 run after the Panthers (2-5, 1-3) scored on their first two possessions to claim a 14-0 lead.

Peoples returned from injury to rush for 168 yards and two touchdowns as the Mountaineers totaled 404 rushing yards with six touchdowns on a whopping 64 attempts — the program's highest total since a 66-rush, 469-yard running game against the same opponent in 2014.

Ahmani Marshall added a 37-yard touchdown, and Chase Brice scored on a pair of 1-yard keepers running behind a line of Helms, Cooper Hodges, Damion Daley, Bucky Williams and Anderson Hardy.

The pass-rushing success of Nick Hampton and Jalen McLeod contributed to four Georgia State turnovers, including Hansky Paillant's key recovery of a fumble forced by Hampton and Tyler Bird's first career interception following a QB hurry from McLeod. With App State still trailing 14-7 at the break, those two second-half takeaways preceded the Mountaineers' second and fourth touchdowns.

Only three of App State's 41 second-half plays were passes, and five backs rushed for at least 48 yards. Defensively, after Georgia State totaled 157 yards of offense on its first two drives, the Mountaineers limited the Panthers to 144 the rest of the way.

Logan Doublin contributed a career-high 12 tackle, and Kevon Haigler combined with Paillant for a sack. Kyle Arnholt forced a fumble on his first career sack before recovering a late fumble that he also forced.

### SCORING SUMMARY

Team	Qtr	Time	Scoring Play	Plays	Time	Score
GSU	1st	8:43	Gregg 4 yd run (Hayes kick)	11-79	4:00	0-7
GSU	1st	4:12	Grainger 26 yd run (Hayes kick)	7-78	2:13	0-14
APP	2nd	3:13	Peoples 16 yd run (Hughes kick)	12-75	5:30	7-14
APP	3rd	10:24	Marshall 37 yd run (Hughes kick)	6-69	2:48	14-14
APP	3rd	3:59	Brice 1 yd run (Hughes kick)	10-67	4:56	21-14
APP	3rd	1:11	Brice 1 yd run (Hughes kick)	4-13	1:50	28-14
GSU	4th	13:45	Hayes 47 yd FG	7-43	2:20	28-17
APP	4th	9:42	Peoples 7 yd run (Hughes kick)	8-30	3:50	35-17
APP	4th	3:24	Castle 2 yd run (Hughes kick)	10-75	5:29	42-17

### STAT LEADERS

GEORGIA STATE				APP STATE			
Rushing	Att.	Yds	TD	Rushing	Att.	Yds	TD
Grainger	19	100	1	Peoples	23	168	2
Gregg	11	93	1	Noel	15	69	0
Carroll	6	25	0	Harrington	10	52	0
Williams	5	10	0	Castle	7	50	1
<b>Totals</b>	<b>41</b>	<b>228</b>	<b>2</b>	Marshall	4	48	1
				Brice	5	17	2
				<b>Totals</b>	<b>64</b>	<b>404</b>	<b>6</b>
Passing	Cmp-Att-Int	Yds	TD	Passing	Cmp-Att-Int	Yds	TD
Grainger	9-23-1	73	0	Brice	7-17-0	62	0
<b>Totals</b>	<b>9-23-1</b>	<b>73</b>	<b>0</b>	<b>Totals</b>	<b>7-17-0</b>	<b>62</b>	<b>0</b>
Receiving	No.	Yds	TD	Receiving	No.	Yds	TD
Green	2	24	0	Noel	2	12	0
Lewis	2	23	0	Pearson	1	31	0
Credle	2	19	0	Wells	1	7	0
Thrash	1	5	0	Horn	1	7	0
Williams	1	1	0	Wilson	1	3	0
Thompson	1	1	0	Davis	1	2	0
<b>Totals</b>	<b>9</b>	<b>73</b>	<b>0</b>	<b>Totals</b>	<b>7</b>	<b>62</b>	<b>0</b>

### GAME NOTES

App State improved its record against Georgia State to 9-0 and its record in all games against Sun Belt teams since the 2014 transition to 58-13.

After being down 14-0 early, App State went on a 42-3 run. It was a similar result to other recent games against the Panthers. In 2021, App State turned a 14-9 third-quarter lead into a 45-16 victory with 31 straight points before a late Georgia State score. In 2019, after going down 21-7, the Mountaineers rattled off 49 unanswered points on their way to a 56-27 road win.

The Wednesday night attendance at Kidd Brewer Stadium was 31,757, the sixth-largest crowd in stadium history and the largest regular-season crowd for a college football game on a Tuesday/Wednesday since 2011 (eclipsing last year's crowd for the Coastal Carolina game).

The Mountaineers improved to 16-2 all-time in games aired by ESPN2.

Offensive lineman Bucky Williams made his first career start (right guard) with Isaiah Helms moving from right guard to center.

Milan Tucker's only kick return was a career-best 63-yarder that set up a 30-yard touchdown drive to make the score 35-17.

The team's 404 rushing yards were its most in a game since racking up 500 against North Texas in the 2020 Myrtle Beach Bowl.

Camerun Peoples scored twice. His 33 career touchdowns moved him into a tie for seventh in App State history with Jalin Moore (2015-18).

In his 60th game, Tyler Bird snagged his first career interception, a turnover that led to the Mountaineers' fourth straight unanswered touchdown drive.

TEAM TOTALS	GSU	APP
<b>FIRST DOWNS</b>		
Total	20	26
Rushing	12	23
Passing	5	1
Penalty	3	2
<b>RUSHING</b>		
Total (Net)	228	404
Attempts	41	64
Avg. Per Rush	5.6	6.3
Rushing TDs	2	6
Yds. Gained	246	407
Yds. Lost	18	3
<b>PASSING</b>		
Total (Net)	73	62
Comp.-Att.-Int.	9-23-1	7-17-0
Avg. / Att.	3.2	3.6
Avg. / Comp.	8.1	8.9
TDs	0	0
<b>TOTAL OFFENSE</b>		
Yards	301	466
Plays	64	81
Avg. / Play	4.7	5.8
Fumbles - Lost	3-3	1-1
Penalties - Yds.	4-46	5-60
<b>PUNTING</b>		
Punts - Yds.	6-269	5-171
Avg. / Punt	44.8	34.2
Inside 20	2	0
50+ Yds.	2	0
Touchbacks	0	0
Fair Catch	2	4
<b>KICKOFFS</b>		
Total - Yds.	4-253	7-371
Avg. Yds. / Kickoff	63.3	53.0
Touchbacks	3	0
<b>RETURNS</b>		
Punt: Total - Yds. - TDs	0-0-0	2-8-0
Punt: Avg. / Return	0	4.0
Kickoff: Total - Yds. - TDs	3-20-0	1-63-0
Kickoff: Avg. / Return	6.7	63.0
INT: Total - Yds. - TDs	0-0-0	1-12-0
Fumble: Total - Yds. - TDs	0-0-0	1-22-0
<b>MISCELLANEOUS</b>		
Misc. Yards	0	0
Poss. Time	23:26	36:34
3rd. Down Conv.	5 of 14	4 of 13
4th. Down Conversions	0 of 0	3 of 4
Red-Zone: Scores - Chances	1-1	5-5
Sacks: Total - Yds.	0-0	5-16
PAT: Total - Made	2-2	6-6
2PT Conversion: Total - Made	0-0	0-0
Field Goals: Total - Made	1-1	0-0



GAME 8	FINAL					
Robert Morris	0	3	0	0	—	3
APP STATE	7	14	14	7	—	42

Oct. 29 - Kidd Brewer Stadium - Boone, N.C. - 32,501



GAME NOTES

In 100 games since the start of the 2015 season, App State improved to 78-22.

The sellout attendance at Kidd Brewer Stadium was 32,501, the sixth-largest crowd in stadium history. Five of the top seven crowds in stadium history have occurred in 2022.

The Mountaineers have won their last eight contests against FCS opponents, dating back to 2015.

App State finished up the month with a 3-1 record in October.

Cornerback Milan Tucker made his first career start.

Twenty App State players, including 11 true freshmen, made their App State debuts: linebacker Cole Becker, linebacker Nate Blanton Jr., quarterback Ryan Burger, defensive back DJ Burks, running back Bradley Davis, cornerback James Edwards, linebacker Derrell Farrar, linebacker Brodrick Gooch, linebacker Colin Guentensberger, defensive back Andre Hamilton, tight end Kanen Hamlett, offensive lineman Sammy Henderson, defensive lineman Santana Hopper, wide receiver Reece Larson, linebacker Orlando Leon, offensive lineman Chris Lyle, defensive lineman Jamar Rucks, tight end Gerry Snyder, wide receiver Coen Sutton and defensive lineman Josiah Wyatt.

Chase Brice has five games at App State with four or more TD passes — the second-most in school history behind Taylor Lamb's six such performances.

In his collegiate debut, Ryan Burger completed 4 of 6 passes for 40 yards and rushed twice for 23 yards.

App State completed a pass to 12 different receivers, the seventh time in eight games this year that the Mountaineers have had at least nine different pass catchers.

TEAM TOTALS	RMU	APP
<b>FIRST DOWNS</b>		
Total	7	29
Rushing	4	18
Passing	2	10
Penalty	1	1
<b>RUSHING</b>		
Total (Net)	78	287
Attempts	27	43
Avg. Per Rush	2.9	6.7
Rushing TDs	0	2
Yds. Gained	97	296
Yds. Lost	19	9
<b>PASSING</b>		
Total (Net)	70	225
Comp.-Att.-Int.	10-30-1	21-29-1
Avg. / Att.	2.3	7.8
Avg. / Comp.	7.0	10.7
TDs	0	4
<b>TOTAL OFFENSE</b>		
Yards	148	512
Plays	57	72
Avg. / Play	2.6	7.1
Fumbles - Lost	0-0	1-0
Penalties - Yds.	3-30	5-37
<b>PUNTING</b>		
Punts - Yds.	11-396	5-192
Avg. / Punt	36.0	38.4
Inside 20	2	3
50+ Yds.	0	1
Touchbacks	0	2
Fair Catch	3	2
<b>KICKOFFS</b>		
Total - Yds.	2-115	7-452
Avg. Yds. / Kickoff	57.5	64.6
Touchbacks	0	5
<b>RETURNS</b>		
Punt: Total - Yds. - TDs	0-0-0	5-27-0
Punt: Avg. / Return	0	5.4
Kickoff: Total - Yds. - TDs	2-38-0	2-70-0
Kickoff: Avg. / Return	19.0	35.0
INT: Total - Yds. - TDs	1-3-0	1-0-0
Fumble: Total - Yds. - TDs	0-0-0	0-0-0
<b>MISCELLANEOUS</b>		
Misc. Yards	0	0
Poss. Time	28:20	31:40
3rd. Down Conv.	4 of 17	5 of 11
4th. Down Conversions	1 of 1	0 of 1
Red-Zone: Scores - Chances	0-0	5-6
Sacks: Total - Yds.	1-2	3-17
PAT: Total - Made	0-0	6-6
2PT Conversion: Total - Made	0-0	0-0
Field Goals: Total - Made	1-1	0-0

App State Rolls in Homecoming Win Vs. Robert Morris

BOONE, N.C. — With App State alums returning to the High Country for Homecoming, several newcomers were able to make their debuts as the Mountaineers built a big lead in a 42-3 win over Robert Morris.

Chase Brice threw touchdown passes on four of his 17 completions while totaling 185 yards through the air for App State (5-3), and the offense finished with 512 yards, including 287 on the ground. The defense held the Colonials to just a second-quarter field goal and 148 total yards. By allowing just 70 passing yards, App State kept an opponent under 100 passing yards for the fourth time this season.

Unofficially, 83 players saw action for the Mountaineers, with 11 true freshmen being among the 20 players who made their debuts.

Nick Ross intercepted a pass on Robert Morris' second play and KeSean Brown had an early sack as App State's defense limited the Colonials to 17 offensive yards during the first quarter, but the Mountaineers held only a 7-3 lead going into the last five minutes of the half.

The first-quarter TD pass from Brice to Dashaun Davis was eventually followed by a 12-yard touchdown pass to Tyler Page on a jet sweep (for his first App State score) and a 19-yard touchdown pass to 6-foot-4 Dalton Stroman, who capped a 98-yard drive by outjumping a shorter defender to come down with the ball 13 seconds before the break.

Leading 21-3 at halftime, App State quickly stretched the margin, as tight end Miller Gibbs scored on a 9-yard touchdown pass and Anderson Castle followed a punt-forcing sack by Jalen McLeod with a 19-yard TD run. That score with 5:56 left in the third quarter ended Brice's day and set up the App State debut for true freshman quarterback Ryan Burger. On his second series, Burger led a nine-play, 61-yard drive that classmate Kanye Roberts capped with a 1-yard touchdown run.

SCORING SUMMARY

Team	Qtr	Time	Scoring Play	Plays	Time	Score
APP	1st	8:15	Davis 31 yd pass from Brice (Hughes kick)	3-52	0:55	7-0
RMU	2nd	6:01	Jenkins 46 yd FG	14-52	6:31	7-3
APP	2nd	4:51	Page 12 yd pass from Brice (Hughes kick)	3-59	1:01	14-3
APP	2nd	0:13	Stroman 19 yd pass from Brice (Hughes kick)	9-98	1:21	21-3
APP	3rd	11:32	Gibbs 9 yd pass from Brice (Hughes kick)	6-63	2:30	28-3
APP	3rd	5:56	Castle 17 yd run (Hughes kick)	7-56	3:32	35-3
APP	4th	11:57	Roberts 1 yd run (Hughes kick)	9-61	4:32	42-3

STAT LEADERS

ROBERT MORRIS

Rushing	Att.	Yds	TD
Jackson	11	36	0
Kupchella	1	23	0
Purge	4	14	0
Mayfield	5	11	0
O'Sullivan	1	-1	0
Chiccitt	5	-5	0
<b>Totals</b>	<b>27</b>	<b>78</b>	<b>0</b>

Passing	Cmp-Att-Int	Yds	TD
Chiccitt	10-27-1	70	0
Kupchella	0-2-0	0	0
Hill	0-1-0	0	0
<b>Totals</b>	<b>10-30-1</b>	<b>70</b>	<b>0</b>

Receiving	No.	Yds	TD
Jackson	3	-1	0
Hill	2	8	0
Martin	1	37	0
Mayfield	1	16	0
Jones	1	5	0
White	1	5	0
Pena	1	0	0
<b>Totals</b>	<b>10</b>	<b>70</b>	<b>0</b>

APP STATE

Rushing	Att.	Yds	TD
Noel	5	88	0
Castle	9	67	1
Roberts	11	57	1
Harrington	4	23	0
Burger	2	23	0
Peoples	6	17	0
Brice	4	11	0
B. Davis	2	1	0
<b>Totals</b>	<b>43</b>	<b>287</b>	<b>2</b>

Passing	Cmp-Att-Int	Yds	TD
Brice	17-23-1	185	4
Burger	4-6-0	40	0
<b>Totals</b>	<b>21-29-1</b>	<b>225</b>	<b>4</b>

Receiving	No.	Yds	TD
Page	4	31	1
D. Davis	3	57	1
Wells	3	27	0
Gibbs	2	20	1
Pearson	2	17	0
Stroman	1	19	1
Drews	1	18	0
Larkins	1	17	0
Peoples	1	12	0
Noel	1	5	0
Wilson	1	2	0
Robinson	1	0	0
<b>Totals</b>	<b>21</b>	<b>225</b>	<b>4</b>



GAME 9	FINAL				
APP STATE	7	7	0	14	— 28
Coastal Carolina	14	7	0	14	— 35

Nov. 3 - Brooks Stadium - Conway, S.C. - 21,224



2022 RECAPS

**GAME NOTES**

Grayson's McCall's deep pass in the final three minutes was part of a 9-for-15 effort on third down by the Chants' offense. Another key to the game was the Chants holding App State to 88 rushing yards on 27 attempts.

The Mountaineers have lost four regular-season games for the first time since 2017, a year they claimed a Sun Belt title and beat Toledo 34-0 in the Dollar General Bowl.

This is the first time App State has lost three Sun Belt games in a season.

Both of App State's Sun Belt road games have featured record crowds. Coastal Carolina set its attendance record with 21,224 fans, while Texas State set a record for its largest attendance in a Sun Belt Conference game (25,613).

Dalton Stroman caught his fourth touchdown of the year, tied for most on the team. Four of his 15 catches this season have been in the end zone.

Nick Hampton posted his seventh sack of the year. Jalen McLeod got his fifth sack of the year among career-high six total tackles and 1.5 TFLs, giving the two OLBs a combined 12 sacks.

Nick Hampton's 26.5 career sacks are fourth-most among active full-time FBS players and tied for fourth in school history with Demetrius Taylor (2017-21). Hampton also recovered a fumble for the second time this year.

Chase Brice's 46-yard pass to Kaedin Robinson to the Coastal 9 set up a 2-yard touchdown run from Daetrich Harrington in the first half.

App State ran only four plays in the third quarter (the four-and-out series with the fourth-down stop), and Coastal possessed the ball for 12:57 of the 15 minutes in that period.

TEAM TOTALS	APP	CCU
<b>FIRST DOWNS</b>		
Total	16	23
Rushing	3	9
Passing	11	13
Penalty	2	1
<b>RUSHING</b>		
Total (Net)	88	192
Attempts	27	45
Avg. Per Rush	3.3	4.3
Rushing TDs	2	2
Yds. Gained	114	220
Yds. Lost	26	28
<b>PASSING</b>		
Total (Net)	279	284
Comp.-Att.-Int.	19-28-1	19-27-0
Avg. / Att.	10.0	10.5
Avg. / Comp.	14.7	14.9
TDs	2	3
<b>TOTAL OFFENSE</b>		
Yards	367	476
Plays	55	72
Avg. / Play	6.7	6.6
Fumbles - Lost	1-1	2-1
Penalties - Yds.	3-20	4-50
<b>PUNTING</b>		
Punts - Yds.	4-173	3-137
Avg. / Punt	43.2	45.7
Inside 20	0	1
50+ Yds.	0	1
Touchbacks	0	0
Fair Catch	2	1
<b>KICKOFFS</b>		
Total - Yds.	5-290	6-370
Avg. Yds. / Kickoff	58.0	61.7
Touchbacks	1	0
<b>RETURNS</b>		
Punt: Total - Yds. - TDs	1--1-0	0-0-0
Punt: Avg. / Return	-1.0	0
Kickoff: Total - Yds. - TDs	4-75-0	4-50-0
Kickoff: Avg. / Return	18.8	12.5
INT: Total - Yds. - TDs	0-0-0	1-54-0
Fumble: Total - Yds. - TDs	0-0-0	0-0-0
<b>MISCELLANEOUS</b>		
Misc. Yards	0	0
Poss. Time	22:04	37:56
3rd. Down Conv.	5 of 11	9 of 15
4th. Down Conversions	0 of 1	0 of 1
Red-Zone: Scores - Chances	2-3	2-3
Sacks: Total - Yds.	2-6	2-13
PAT: Total - Made	4-4	5-5
2PT Conversion: Total - Made	0-0	0-0
Field Goals: Total - Made	0-0	0-1

**App State Comeback Falls Short At Coastal Carolina**

CONWAY, S.C. — App State went into the second half and then the closing minutes with chances to rally, but Coastal Carolina survived a furious finish from the Mountaineers to claim a 35-28 victory.

With App State trailing 35-14 early in the fourth, Chase Brice threw a 42-yard touchdown pass to Tyler Page with 11:02 left and followed a Nick Hampton fumble recovery with a 5-yard touchdown on a quarterback keeper with 3:01 remaining.

Starting the next defensive series with all three timeouts at their disposal, the Mountaineers (5-4, 2-3) put Coastal into a third-and-11 scenario from its 24 with 2:53 left. Grayson McCall's 47-yard completion to Jared Brown enabled the Chanticleers (7-1, 5-1) to run out the clock.

Brice completed 19 of 28 passes for 279 yards and two touchdowns, with Dalton Stroman making a highlight-reel, sliding, one-handed touchdown catch of 41 yards to help the Mountaineers trail only 21-14 entering halftime in front of a stadium-record 21,224 fans.

Hampton recorded a sack before making his big recovery with 4:57 left, and Jalen McLeod added a sack of his own. Tyler Bird had 11 stops.

With App State behind 21-14 to open the third quarter, Coastal mishandled the kickoff out of bounds at the 8-yard line. The Chanticleers converted third-down scenarios requiring gains of 12, 8 and 10 yards in a 15-play march that chewed up 8 minutes, 36 seconds, but Steven Jones Jr.'s big hit for a 4-yard loss on a third-and-2 option pitch preceded a fourth-down incompleteness from the App State 33.

The Mountaineers weren't able to drive for the tying touchdown. A third-and-1 rush lost a yard back to the App State 41, and Coastal stuffed the fourth-and-2 run.

The Chants extended their lead on an 8-yard TD reception by Jacob Jenkins, then took advantage of a hit on Brice to pick off a pass at the App State 45 and return the ball to the 1-yard line. Reese White's TD run from the 2 gave Coastal a 35-14 lead early in the fourth quarter.

**SCORING SUMMARY**

Team	Qtr	Time	Scoring Play	Plays	Time	Score
CCU	1st	12:06	Brown 45 yd run (Hensley kick)	3-66	1:17	0-7
APP	1st	4:48	Harrington 2 yd run (Hughes kick)	7-79	3:25	7-7
CCU	1st	2:40	Gravette 31 yd pass from Carpenter (Hensley kick)	4-78	2:05	7-14
CCU	2nd	12:50	Pinckney 38 yd pass from McCall (Hensley kick)	5-73	2:33	7-21
APP	2nd	6:52	Stroman 41 yd pass from Brice (Hughes kick)	2-49	0:28	14-21
CCU	4th	14:53	Jenkins 8 yd pass from McCall (Hensley kick)	7-42	4:28	14-28
CCU	4th	13:10	White 2 yd run (Hensley kick)	3-1	1:21	14-35
APP	4th	11:02	Page 42 yd pass from Brice (Hughes kick)	6-80	2:01	21-35
APP	4th	3:01	Brice 5 yd run (Hughes kick)	10-58	1:56	28-35

**STAT LEADERS**

APP STATE				CCU			
Rushing	Att.	Yds	TD	Rushing	Att.	Yds	TD
Noel	6	31	0	Brown	3	84	1
Brice	8	22	1	White	9	38	1
Peoples	7	21	0	Beasley	13	28	0
Harrington	5	10	1	Carpenter	9	22	0
Davis	1	4	0	Bedgood	4	16	0
<b>Totals</b>	<b>27</b>	<b>88</b>	<b>2</b>	McCall	6	7	0
<b>Passing</b>	<b>Cmp-Att-Int</b>	<b>Yds</b>	<b>TD</b>	Team	1	-3	0
Brice	19-28-1	279	2	<b>Totals</b>	<b>45</b>	<b>192</b>	<b>2</b>
<b>Totals</b>	<b>19-28-1</b>	<b>279</b>	<b>2</b>	<b>Passing</b>	<b>Cmp-Att-Int</b>	<b>Yds</b>	<b>TD</b>
<b>Receiving</b>	<b>No.</b>	<b>Yds</b>	<b>TD</b>	McCall	18-26-0	253	2
Horn	4	57	0	Carpenter	1-1-0	31	1
Robinson	3	56	0	<b>Totals</b>	<b>19-27-0</b>	<b>284</b>	<b>3</b>
Noel	3	19	0	<b>Receiving</b>	<b>No.</b>	<b>Yds</b>	<b>TD</b>
Stroman	2	55	1	Brown	5	79	0
Wilson	2	21	0	Mobley	5	64	0
Davis	2	18	0	Pinckney	4	80	1
Page	1	42	0	Gravette	2	44	1
Wells	1	7	0	Jenkins	2	16	1
Pearson	1	4	0	Beasley	1	1	0
<b>Totals</b>	<b>19</b>	<b>279</b>	<b>2</b>	<b>Totals</b>	<b>19</b>	<b>284</b>	<b>3</b>



	GAME 10				FINAL	
APP STATE	0	7	7	7	—	21
Marshall	7	7	14	0	—	28

Nov. 12 - Joan C. Edwards Stadium - Huntington, W.Va. - 24,312



### GAME NOTES

Marshall had a third-and-9 conversion and a third-and-10 conversion on its first drive. On its second scoring drive, a bubble screen on a third-and-18 pass from the Thundering Herd's 12 turned into a 71-yard gain.

Chase Brice had a short fourth-and-2 pass intended for Henry Pearson on the Marshall 28 knocked down early in the second quarter, but the Mountaineers quickly regained possession when Logan Doublin came down with his first career interception on a throw tipped by Jalen McLeod. Marshall intercepted a deep throw to the end zone on the next play.

The Mountaineers had momentum on their side as they received the opening kickoff of the third quarter. A short kick toward the sideline was fumbled away, allowing the Thundering Herd to take over at the App State 30, but Steven Jones Jr.'s first-down sack for a 16-yard loss on a trick play led to a punt.

Milan Tucker's 96-yard kickoff return marked the fifth straight season that App State has returned at least one kickoff for a touchdown.

App State's all-time record against Marshall fell to 15-10. The teams have won on their home fields in each of the last three meetings.

The Mountaineers have lost five regular-season games for the first time since 2014, the program's first year in the Sun Belt Conference.

It's the first time App State has lost back-to-back regular-season games since 2017 (at UMass, at ULM).

Daetrich Harrington punched in a fourth-down touchdown one play after taking a screen pass 26 yards on third-and-goal from the 27-yard line.

App State's road record since transitioning to the FBS in 2014 fell to 32-19.

TEAM TOTALS	APP	MAR
<b>FIRST DOWNS</b>		
Total	17	17
Rushing	5	6
Passing	9	10
Penalty	3	1
<b>RUSHING</b>		
Total (Net)	116	121
Attempts	40	37
Avg. Per Rush	2.9	3.3
Rushing TDs	1	1
Yds. Gained	131	140
Yds. Lost	15	19
<b>PASSING</b>		
Total (Net)	177	220
Comp.-Att.-Int.	15-34-1	17-29-1
Avg. / Att.	5.2	7.6
Avg. / Comp.	11.8	12.9
TDs	1	2
<b>TOTAL OFFENSE</b>		
Yards	293	341
Plays	74	66
Avg. / Play	4	5.2
Fumbles - Lost	1-1	1-1
Penalties - Yds.	6-65	8-86
<b>PUNTING</b>		
Punts - Yds.	6-174	6-231
Avg. / Punt	29	38.5
Inside 20	3	1
50+ Yds.	0	0
Touchbacks	1	0
Fair Catch	1	1
<b>KICKOFFS</b>		
Total - Yds.	4-231	5-268
Avg. Yds. / Kickoff	57.8	53.6
Touchbacks	0	0
<b>RETURNS</b>		
Punt: Total - Yds. - TDs	1-2-0	2-11-1
Punt: Avg. / Return	2.0	5.5
Kickoff: Total - Yds. - TDs	4-139-1	3-57-0
Kickoff: Avg. / Return	34.8	19.0
INT: Total - Yds. - TDs	1-0-0	1-0-0
Fumble: Total - Yds. - TDs	0-0-0	0-0-0
<b>MISCELLANEOUS</b>		
Misc. Yards	0	0
Poss. Time	31:49	28:11
3rd. Down Conv.	5 of 17	6 of 15
4th. Down Conversions	3 of 6	1 of 2
Red-Zone: Scores - Chances	2-3	3-3
Sacks: Total - Yds.	1-16	2-8
PAT: Total - Made	3-3	4-4
2PT Conversion: Total - Made	0-0	0-0
Field Goals: Total - Made	0-0	0-0

## Mountaineers Unable To Rally Past Host Marshall

HUNTINGTON, W.Va. — The first Sun Belt Conference game between longtime rivals App State and Marshall went down to the wire, like so many of their past meetings did, and the Thundering Herd held off the Mountaineers to claim a 28-21 win.

Marshall (6-4, 3-3) scored on the game's opening drive, and App State (5-5, 2-4) was never able to pull even at Edwards Stadium. The Mountaineers lost by a touchdown on the road for the second straight game, giving App State four losses by seven points or less this season.

Daetrich Harrington (fourth-and-goal touchdown run immediately after a third-and-goal catch for a gain of 26 yards late in the first half) and Milan Tucker (96-yard kickoff return immediately after Marshall blocked a third-quarter punt for a touchdown) produced big plays to cut 14-point deficits in half.

Chase Brice threw a 14-yard touchdown pass to Henry Pearson on the first play of the fourth quarter to trim the deficit to 28-21, and two final drives into Marshall territory ended with fourth-down stops.

A fourth-and-1 stop at the App State 34 from Deshawn McKnight and Logan Doublin gave the Mountaineers possession with 12:32 left. They reached the Marshall 13 before the Thundering Herd stuffed a fourth-and-1 play for a loss with 5:11 remaining.

A third-and-3 stop by Jalen McLeod and Jordan Earle forced one last Marshall punt to the App State 25 with less than three minutes left. Brice's fourth-and-3 completion to Dalton Stroman for 5 yards to the App State 37 and Brice's third-and-10 pass to Christian Horn for 13 yards moved the Mountaineers past midfield, but three straight incompletions after a first-down sack sealed the outcome.

Doublin had 13 tackles and one interception to lead App State's defense. Tyler Bird made a key recovery of a muffed punt to give App State a short field in advance of its first touchdown, and Steven Jones Jr. followed a special teams miscue to open the second half with a sack that prevented further damage. In addition to his first career touchdown, Tucker downed two Clayton Howell punts inside the 5.

### SCORING SUMMARY

Team	Qtr	Time	Scoring Play	Plays	Time	Score
MAR	1st	8:09	Laborn 1 yd run (Verhoff kick)	15-80	6:45	7-0
MAR	2nd	7:12	Harrison 5 yd pass from Fancher (Verhoff kick)	9-80	4:02	14-0
APP	2nd	1:00	Harrington 1 yd run (Hughes kick)	10-32	5:15	7-14
MAR	3rd	11:00	Miller 0 yd punt return (Verhoff kick)			7-21
APP	3rd	10:47	Tucker 96 yd kickoff return (Hughes kick)			14-21
MAR	3rd	7:57	Gammage 19 yd pass from Fancher (Verhoff kick)	8-82	2:41	14-28
APP	4th	14:55	Pearson 14 yd pass from Brice (Hughes kick)	9-50	3:00	21-28

### STAT LEADERS

APP STATE				MARSHALL			
Rushing	Att.	Yds	TD	Rushing	Att.	Yds	TD
Noel	18	72	0	Laborn	18	53	1
Peoples	9	21	0	Fancher	12	37	0
Brice	7	13	0	Payne	6	32	0
Harrington	6	6	1	Team	1	-1	0
Wells	1	4	0	<b>Totals</b>	<b>37</b>	<b>121</b>	<b>1</b>
<b>Totals</b>	<b>40</b>	<b>116</b>	<b>1</b>				
Passing	Cmp-Att-Int	Yds	TD	Passing	Cmp-Att-Int	Yds	TD
Brice	15-34-1	177	1	Fancher	16-28-1	225	2
				Colombi	1-1-0	-5	0
<b>Totals</b>	<b>15-34-1</b>	<b>177</b>	<b>1</b>	<b>Totals</b>	<b>17-29-1</b>	<b>220</b>	<b>2</b>
Receiving	No.	Yds	TD	Receiving	No.	Yds	TD
Horn	4	66	0	Gammage	6	91	1
Pearson	3	29	1	Montgomery	5	109	0
Noel	2	7	0	Horton	1	6	0
Harrington	1	26	0	Ahmed	1	6	0
Page	1	17	0	Laborn	1	5	0
Robinson	1	12	0	Harrison	1	5	1
Davis	1	10	0	McMillan	1	3	0
Stroman	1	5	0	Turner	1	-5	0
Peoples	1	5	0	<b>Totals</b>	<b>28</b>	<b>220</b>	<b>2</b>
<b>Totals</b>	<b>15</b>	<b>177</b>	<b>1</b>				



GAME 11

FINAL

Old Dominion	0	0	0	14	—	14
APP STATE	10	14	3	0	—	27

Nov. 19 - Kidd Brewer Stadium - Boone, N.C. - 32,096



2022 RECAPS

Mountaineers Post Dominant Win on Senior Day

BOONE, N.C. — App State took a shutout into the closing minutes of a dominant Senior Day win.

After honoring 28 players prior to kickoff of the home finale at Kidd Brewer Stadium, the Mountaineers jumped out to an early lead and were in control throughout a 27-14 victory against Sun Belt Conference newcomer Old Dominion.

Needing seven regular-season victories to reach bowl eligibility, App State (6-5, 3-4) took a 24-0 lead into halftime against the Monarchs (3-8, 2-5) and was ahead 27-0 midway through the fourth quarter before ODU scored twice in the final 7:05.

A crowd of 32,096 meant App State had an attendance of better than 30,000 for all seven home games, producing an average of 33,566 that set single-season Sun Belt and school records. The Mountaineers broke the previous league/program records of 30,441 they had established in 2021.

In his final game at The Rock, Chase Brice completed 15 of 22 passes for 291 yards with long touchdowns to Kaedin Robinson and Christian Wells. Robinson gained 90 yards on his three receptions, and Ahmani Marshall led the running game with a career-best 137 yards and a touchdown on 19 attempts.

Defensively, sixth-year senior Steven Jones Jr. matched his jersey number by breaking up six passes. Jalen McLeod and Caden Sullivan recorded sacks, with Donovan Spellman and Kevon Haigler sharing one.

The pregame Senior Day ceremony involved five sixth-year college players, including Brice, who was set to be one of four game day captains before he asked that his spot go to tight end Henry Pearson. Brice transferred in before the 2021 season, and Pearson has been an impactful player since he arrived as a true freshman in 2018.

Just like in the only other home meeting against ODU in 2016, when Taylor Lamb hit Jaquil Capel for a 40-yard gain on a deep pass on App State's first offensive play, Brice found Robinson open on a deep throw for a 57-yard gain to the 33 on the Mountaineers' first offensive snap.

SCORING SUMMARY

Team	Qtr	Time	Scoring Play	Plays	Time	Score
APP	1st	10:11	Hughes 27 yd FG	8-80	3:34	3-0
APP	1st	0:20	Robinson 35 yd pass from Brice (Hughes kick)	6-93	2:37	10-0
APP	2nd	13:43	Wells 75 yd pass from Brice (Hughes kick)	1-75	0:11	17-0
APP	2nd	7:43	Marshall 17 yd run (Hughes kick)	8-60	4:08	24-0
APP	3rd	10:04	Hughes 40 yd FG	12-56	4:50	27-0
ODU	4th	7:05	Harvey 36 yd pass from Wolff (Sanchez kick)	7-80	2:42	27-7
ODU	4th	2:20	Harvey 25 yd pass from Wolff (Sanchez kick)	6-75	1:21	27-14

STAT LEADERS

ODU				APP STATE			
Rushing	Att.	Yds	TD	Rushing	Att.	Yds	TD
Watson	10	69	0	Marshall	19	137	1
Wicks	2	9	0	Harrington	7	33	0
Clark	3	5	0	Noel	6	25	0
Sims	3	5	0	Castle	2	15	0
Bell	1	2	0	Robinson	1	15	0
Wolff	8	-2	0	Roberts	1	0	0
Harvey	1	-2	0	Brice	6	-18	0
<b>Totals</b>	<b>28</b>	<b>86</b>	<b>0</b>	<b>Totals</b>	<b>42</b>	<b>207</b>	<b>1</b>
Passing	Cmp-Att-Int	Yds	TD	Passing	Cmp-Att-Int	Yds	TD
Wolff	22-38-0	308	2	Brice	15-22-0	291	2
Clark	0-0-0	0	0	<b>Totals</b>	<b>15-22-0</b>	<b>291</b>	<b>2</b>
<b>Totals</b>	<b>22-38-0</b>	<b>308</b>	<b>2</b>				
Receiving	No.	Yds	TD	Receiving	No.	Yds	TD
Watson	7	73	0	Robinson	3	90	1
Harvey	4	133	2	Pearson	2	41	0
Dietz	3	50	0	Davis	2	27	0
Paige	3	14	0	Stroman	2	24	0
Bell	2	22	0	Horn	2	8	0
Spencer	1	20	0	Noel	2	1	0
Bly	1	1	0	Wells	1	75	1
Wicks	1	-5	0	Harrington	1	9	0
<b>Totals</b>	<b>22</b>	<b>308</b>	<b>2</b>	<b>Totals</b>	<b>15</b>	<b>291</b>	<b>2</b>

**GAME NOTES**

App State won on Senior Day at Kidd Brewer Stadium for the 24th time in the last 25 years.

App State improved to 3-0 all-time against ODU and 1-0 as conference opponents.

The Mountaineers have a 59-15 record against Sun Belt teams since joining the league in 2014, including a 33-5 record in home games against Sun Belt foes.

Since 2014, App State has a home record of 48-9.

Offensive tackle Cooper Hodges made his 50th career start – all consecutive – as the Mountaineers' right tackle.

Defensive lineman KaRon White made his first career start as the nose tackle.

App State totaled 498 yards of offense, including 291 through the air and 207 on the ground. It was the most total yards against a Sun Belt foe this year and the fifth time over 200 rushing yards this season.

For the fifth time this season, App State held the opposing offense to two touchdowns or less.

Against ODU's pass-heavy attack, Steven Jones Jr. piled up a career-high six pass breakups, while making two solo tackles and a TFL. His six PBU's are believed to be a single-game school record.

Nick Ross led the team in tackles with 11, one shy of his career high.

Markus Clark and Caden Sullivan both forced a fumble for the first time in their careers, while Hansky Paillant recovered one for the second time in his career.

Michael Hughes had his first field goal attempts and makes since Oct. 8 at Texas State, going 2-for-2 including a career-long 40-yarder.

TEAM TOTALS	ODU	APP
<b>FIRST DOWNS</b>		
Total	20	25
Rushing	5	13
Passing	14	11
Penalty	1	1
<b>RUSHING</b>		
Total (Net)	86	207
Attempts	28	42
Avg. Per Rush	3.1	4.9
Rushing TDs	0	1
Yds. Gained	108	236
Yds. Lost	22	29
<b>PASSING</b>		
Total (Net)	308	291
Comp.-Att.-Int.	22-38-0	15-22-0
Avg. / Att.	8.1	13.2
Avg. / Comp.	14.0	19.4
TDs	2	2
<b>TOTAL OFFENSE</b>		
Yards	394	498
Plays	66	64
Avg. / Play	6	7.8
Fumbles - Lost	2-1	3-0
Penalties - Yds.	7-55	3-17
<b>PUNTING</b>		
Punts - Yds.	5-227	5-194
Avg. / Punt	45.4	38.8
Inside 20	2	0
50+ Yds.	1	1
Touchbacks	0	1
Fair Catch	3	1
<b>KICKOFFS</b>		
Total - Yds.	3-143	6-372
Avg. Yds. / Kickoff	47.7	62.0
Touchbacks	1	2
<b>RETURNS</b>		
Punt: Total - Yds. - TDs	2-8-0	1--14-0
Punt: Avg. / Return	4.0	-14.0
Kickoff: Total - Yds. - TDs	3-64-0	2-22-0
Kickoff: Avg. / Return	21.3	11.0
INT: Total - Yds. - TDs	0-0-0	0-0-0
Fumble: Total - Yds. - TDs	0-0-0	0-0-0
<b>MISCELLANEOUS</b>		
Misc. Yards	0	0
Poss. Time	27:18	32:42
3rd. Down Conv.	7 of 14	3 of 11
4th. Down Conversions	0 of 2	1 of 1
Red-Zone: Scores - Chances	0-1	2-4
Sacks: Total - Yds.	2-17	3-20
PAT: Total - Made	2-2	3-3
2PT Conversion: Total - Made	0-0	0-0
Field Goals: Total - Made	0-0	2-2



GAME 12							FINAL	
APP STATE	6	14	11	7	7	3	—	48
Ga. Southern	7	10	14	7	7	6	—	51
Nov. 26 - Paulson Stadium - Statesboro, Ga. - 18,683								



### GAME NOTES

The Mountaineers were attempting to improve to 3-0 against Georgia Southern under head coach Shawn Clark and win two straight games in Statesboro for just the second time. The highest-scoring game in series history, before Saturday, was App State's 37-36 road win in 2008, two years after the Mountaineers won an overtime game in Paulson Stadium.

App State's series lead over Georgia Southern dropped to 21-16-1 overall and 5-4 as FBS opponents.

This was the team's first overtime game since a 45-38 loss at No. 9 Penn State to open the 2018 season.

The Mountaineers' FBS record streak of advancing to a bowl in their first seven years eligible ended.

App State's nation-best streak of 37 straight years with a league record of .500 or better ended. Clemson and Boise State share the next-longest streak among current FBS teams at 23 in a row.

In addition to another big game in Statesboro from Nate Noel, who has rushed for 274 yards and four touchdowns on 25 carries in two career games at Paulson Stadium Ahmani Marshall rushed for 91 yards on 20 carries and Daetric Harrison had 74 yards on nine attempts. Marshall and Harrington each scored one touchdown apiece.

Michael Hughes made a career-high four field goals and went 50-for-50 on extra points for the season.

App State's defense forced two turnovers. Andrew Parker made a team-high eight stops and forced an early fumble that DeAndre Dingle-Prince recovered, and Logan Doublin came up with a fourth-quarter interception for his second career pick.

TEAM TOTALS	APP	GS
<b>FIRST DOWNS</b>		
Total	25	27
Rushing	15	9
Passing	8	14
Penalty	2	4
<b>RUSHING</b>		
Total (Net)	376	98
Attempts	48	25
Avg. Per Rush	7.8	3.9
Rushing TDs	5	4
Yds. Gained	381	100
Yds. Lost	5	2
<b>PASSING</b>		
Total (Net)	253	389
Comp.-Att.-Int.	15-26-0	35-52-1
Avg. / Att.	9.7	7.5
Avg. / Comp.	16.9	11.1
TDs	0	3
<b>TOTAL OFFENSE</b>		
Yards	629	487
Plays	74	77
Avg. / Play	8.5	6.3
Fumbles - Lost	0-0	1-1
Penalties - Yds.	6-61	3-39
<b>PUNTING</b>		
Punts - Yds.	2-81	4-184
Avg. / Punt	40.5	46
Inside 20	1	0
50+ Yds.	0	2
Touchbacks	0	0
Fair Catch	2	2
<b>KICKOFFS</b>		
Total - Yds.	8-495	7-433
Avg. Yds. / Kickoff	61.9	61.9
Touchbacks	1	4
<b>RETURNS</b>		
Punt: Total - Yds. - TDs	1-6-0	0-0-0
Punt: Avg. / Return	6.0	0
Kickoff: Total - Yds. - TDs	0-0-0	2-48-0
Kickoff: Avg. / Return	0	24.0
INT: Total - Yds. - TDs	1-19-0	0-0-0
Fumble: Total - Yds. - TDs	0-0-0	0-0-0
<b>MISCELLANEOUS</b>		
Misc. Yards	0	0
Poss. Time	32:33	27:27
3rd. Down Conv.	5 of 13	6 of 13
4th. Down Conversions	0 of 2	1 of 1
Red-Zone: Scores - Chances	7-9	7-7
Sacks: Total - Yds.	0-0	1-1
PAT: Total - Made	4-4	6-6
2PT Conversion: Total - Made	1-1	0-0
Field Goals: Total - Made	4-5	1-1

## App State Drops Two-OT Heartbreaker In Finale

STATESBORO, Ga. — The highest-scoring game in App State-Georgia Southern series history was also one of the most dramatic with three second-half ties and eight total lead changes.

The final play, a 25-yard touchdown pass in the second overtime, gave the Eagles a 51-48 win on a rainy night at Paulson Stadium.

Nate Noel rushed 12 times for 171 yards and three touchdowns, including a 25-yard touchdown that helped tie the game in the first overtime, as the Mountaineers totaled 376 yards on the ground. After Michael Hughes hit the extra point and added a 33-yard field goal to cap App State's possession that opened the second overtime, Kyle Vantrease threw a second-and-10 pass to Ezra Archie in the end zone.

App State (6-6, 3-5) went ahead 38-31 on Ahmani Marshall's 2-yard TD run with 13:03 left in the fourth quarter, and Vantrease's 3-yard TD run helped tie the game with 4:22 left. The Mountaineers moved downfield thanks to Noel's 33-yard reception to the Georgia Southern 35 and reached the 26 before a fourth-and-1 run was stopped for no gain with 1:40 left.

The Eagles (6-6, 3-5) had to punt, and the Mountaineers took over at their 28 with 41 seconds left — and three timeouts remaining.

Noel's 12-yard run and Chase Brice's 45-yard pass to Christian Horn, who caught the ball at Georgia Southern's 30 before sprinting 15 yards down the right sideline, put the Mountaineers in potential scoring range. A rush of 3 yards to the 12 set up a 30-yard kick from the left hashmark with three seconds left, and the attempt started inside the left post before sailing just wide as regulation time expired.

### SCORING SUMMARY

Team	Qtr	Time	Scoring Play	Plays	Time	Score
APP	1st	10:36	Hughes 22 yd FG	8-34	3:17	3-0
GS	1st	5:42	Brown 13 yd run (Raynor kick)	9-73	4:49	3-7
APP	1st	4:06	Hughes 37 yd FG	5-55	1:36	6-7
APP	2nd	10:36	Noel 51 yd run (Hughes kick)	2-60	0:46	13-7
GS	2nd	8:08	Jordan 1 yd run (Raynor kick)	9-75	2:28	13-14
APP	2nd	3:10	Noel 12 yd run (Hughes kick)	10-75	4:58	20-14
GS	2nd	0:38	Raynor 35 yd FG	10-57	2:32	20-17
APP	3rd	12:09	Hughes 24 yd FG	6-68	2:51	23-17
GS	3rd	7:52	Jordan 2 yd run (Raynor kick)	10-75	4:17	23-24
APP	3rd	6:38	Harrington 4 yd run (Noel pass)	4-75	1:14	31-24
GS	3rd	2:53	Lester 1 yd pass from Vantrease (Raynor kick)	8-75	3:45	31-31
APP	4th	13:03	Marshall 2 yd run (Hughes kick)	9-75	4:50	38-31
GS	4th	4:22	Vantrease 3 yd run (Raynor kick)	5-69	2:02	38-38
GS	OT		McAfee 4 yd pass from Vantrease (Raynor kick)	3-25	0:00	38-45
APP	OT		Noel 25 yd run (Hughes kick)	1-25	0:00	45-45
APP	2OT		Hughes 33 yd FG	5-10	0:00	48-45
GS	2OT		Archie 25 yd pass from Vantrease	2-25	0:00	48-51

### STAT LEADERS

#### APP STATE

Rushing	Att.	Yds	TD
Noel	12	171	3
Marshall	20	91	1
Harrington	9	74	1
Brice	7	40	0
<b>Totals</b>	<b>48</b>	<b>376</b>	<b>5</b>
Passing	Cmp-Att-Int	Yds	TD
Brice	15-26-0	253	0
<b>Totals</b>	<b>15-26-0</b>	<b>253</b>	<b>0</b>
Receiving	No.	Yds	TD
Robinson	5	49	0
Horn	2	55	0
Pearson	2	47	0
Noel	2	34	0
Stroman	1	53	0
Davis	1	15	0
Gibbs	1	2	0
Hetzel	1	-2	0
<b>Totals</b>	<b>15</b>	<b>253</b>	<b>0</b>

#### GEORGIA SOUTHERN

Rushing	Att.	Yds	TD
Brown	14	62	1
Vantrease	3	17	1
Jordan	6	11	2
Dixon II	1	5	0
Raynor	1	3	0
<b>Totals</b>	<b>25</b>	<b>98</b>	<b>4</b>
Passing	Cmp-Att-Int	Yds	TD
Vantrease	35-52-1	389	3
<b>Totals</b>	<b>35-52-1</b>	<b>389</b>	<b>3</b>
Receiving	No.	Yds	TD
Singleton	10	133	0
Hood	10	103	0
Archie	5	71	1
McAfee	3	17	1
Lester	3	11	1
Brown	2	0	0
Thompson	1	50	0
Lewis	1	4	0
<b>Totals</b>	<b>35</b>	<b>389</b>	<b>3</b>





OPPONENT	OVERALL	HOME	ROAD	NEUTRAL	POSTSEASON	FIRST MEETING	LAST MEETING
Akron	1-0		1-0			45-38, Sept. 24, 2016	45-38, Sept. 24, 2016
Arkansas-Monticello (prev.: Arkansas A&M)	1-0	1-0				67-0, Sept. 27, 1941	67-0, Sept. 27, 1941
Arkansas State	4-1	1-1	3-0			37-32, Nov. 15, 2014	48-14, Nov. 6, 2021
Atlantic (Va.)	1-0	1-0				6-0, Nov. 8, 1930	6-0, Nov. 8, 1930
Auburn	0-1		0-1			15-22, Sept. 4, 1999	15-22, Sept. 4, 1999
Ball State	0-2	0-1	0-1			7-20, Oct. 23, 1976	7-38, Oct. 29, 1977
Barton (prev.: Atlantic Christian)	5-0	3-0	1-0	1-0		61-12, Oct. 18, 1930	34-7, Nov. 4, 1950
Belmont Abbey	1-1	1-0	0-1			0-13, Nov. 24, 1928	28-0, Nov. 9, 1929
Bluefield (Va.)	0-2	0-1	0-1			0-44, Nov. 9, 1928	7-12, Oct. 19, 1929
Bluefield State (W.Va.)	1-0	1-0				49-0, Oct. 23, 1971	49-0, Oct. 23, 1971
Boise State	0-1		0-1		0-1	14-17, Dec. 3, 1994	14-17, Dec. 3, 1994
Bowdon (Ga.)	0-0-1	0-0-1				6-6, Nov. 14, 1931	6-6, Nov. 14, 1931
Campbell	3-0	3-0				20-6, Sept. 19, 1931	52-21, Sept. 26, 2020
Camp Davis	0-0-1			0-0-1		13-13, Oct. 3, 1942	13-13, Oct. 3, 1942
Carson-Newman	11-3-3	5-1-1	4-2-2	2-0		0-0, Sept. 30, 1929	15-14, Oct. 24, 1970
Catawba	22-14-3	8-5-2	8-5-1	6-4	2-0	0-0, Oct. 7, 1929	31-20, Nov. 11, 1989
Charleston (W.Va.) (prev. Morris Harvey)	1-2	0-1	1-1			12-21, Nov. 19, 1949	26-6, Nov. 15, 1953
Charleston Southern	0-1	0-1				24-27, Sept. 28, 2013	24-27, Sept. 28, 2013
Charlotte	3-0	2-0	1-0			45-9, Sept. 8, 2018	35-20, Sept. 12, 2020
Chattanooga	26-11	15-4	11-7			7-14, Sept. 17, 1977	28-35, Nov. 2, 2013
Clemson	0-5		0-5			7-40, Sept. 1, 1984	10-41, Sept. 12, 2015
<b>Coastal Carolina</b>	<b>7-2</b>	<b>6-0</b>	<b>1-2</b>		<b>1-0</b>	<b>30-3, Sept. 17, 2005</b>	<b>28-35, Nov. 3, 2022</b>
Concord (W. Va.)	3-1	2-0	1-1			25-0, Nov. 21, 1931	6-20, Nov. 3, 1934
Cumberland (Tenn.)	3-1	1-1	2-0			7-26, Oct. 12, 1935	22-0, Nov. 24, 1938
Davidson	5-0-1	3-0	1-0-1	1-0		35-10, Oct. 2, 1971	63-6, Oct. 4, 1986
Delaware	1-0			1-0	1-0	49-21, Dec. 14, 2007	49-21, Dec. 14, 2007
<b>East Carolina</b>	<b>20-12</b>	<b>9-3</b>	<b>9-9</b>	<b>2-0</b>		<b>21-0, Nov. 26, 1932</b>	<b>33-19, Sept. 2, 2021</b>
East Tennessee State	32-14-1	17-6	15-8-1		1-1	6-9, Nov. 31, 1928	42-7, Aug. 31, 2019
Eastern Kentucky	8-3	5-0	3-3		0-1	14-28, Nov. 13, 1971	24-16, Sept. 3, 2005
Eastern Washington	1-0				1-0	38-35, Dec. 1, 2007	38-35, Dec. 1, 2007
Edinboro (Pa.)	1-0	1-0				44-7, Sept. 9, 1995	44-7, Sept. 9, 1995
Elon	33-9-1	16-4-1	17-5			31-0, Oct. 23, 1937	44-10, Sept. 18, 2021
Emory & Henry	14-6	6-5	8-0	0-1	0-1	19-0, Nov. 1, 1947	41-0, Sept. 20, 1969
Erskine	2-1-1	2-0-1	0-1			7-13, Sept. 22, 1933	20-0, Nov. 3, 1951
Florida	0-1	0-1				10-48, Nov. 20, 2010	10-48, Nov. 20, 2010
Florida A&M	0-1	0-1			0-1	29-44, Nov. 27, 1999	29-44, Nov. 27, 1999
Furman	18-23-3	12-8-2	6-15-1		1-0	0-0, Sept. 11, 1971	10-27, Oct. 19, 2013
<b>Gardner-Webb</b>	<b>8-0</b>	<b>7-0</b>	<b>1-0</b>			<b>6-0, Nov. 23, 1929</b>	<b>72-7, Sept. 22, 2018</b>
Georgia	0-2		0-2			6-45, Nov. 9, 2013	10-31, Sept. 2, 2017
<b>Georgia Southern</b>	<b>20-16-1</b>	<b>14-4-1</b>	<b>6-12</b>		<b>1-1</b>	<b>0-33, Nov. 24, 1932</b>	<b>48-51 (2OT), Nov. 26, 2022</b>
<b>Georgia State</b>	<b>9-0</b>	<b>5-0</b>	<b>4-0</b>			<b>44-0, Nov. 1, 2014</b>	<b>42-17, Oct. 19, 2022</b>
Glenville State (W.Va.)	0-2	0-1	0-1			6-25, Nov. 26, 1931	7-14, Oct. 7, 1933
Guilford	21-4	9-0	8-3	4-1		52-0, Oct. 10, 1936	35-27, Sept. 19, 1970
Hawaii	0-1		0-1			17-40, Aug. 30, 2003	17-40, Aug. 30, 2003
High Point	11-4	6-1	5-3			6-13, Nov. 15, 1930	35-0, Oct. 21, 1950
Howard	1-0					49-0, Sept. 5, 2015	49-0, Sept. 5, 2015
Idaho	4-0	2-0	2-0			45-28, Nov. 29, 2014	23-20, Oct. 14, 2017
Illinois State	0-1	0-1			0-1	37-38 (OT), Dec. 1, 2012	37-38 (OT), Dec. 1, 2012
Jacksonville	2-0	2-0				56-7, Sept. 6, 2008	45-14, Sept. 11, 2010
<b>James Madison</b>	<b>12-5</b>	<b>7-3</b>	<b>5-2</b>		<b>2-0</b>	<b>34-6, Sept. 6, 1980</b>	<b>28-32, Sept. 24, 2022</b>
Kansas	0-1		0-1			8-36, Sept. 10, 2005	8-36, Sept. 10, 2005
King (Tenn.)	4-2	2-1	1-1	1-0		7-18, Sept. 27, 1930	2-15, Oct. 4, 1941
Lafayette	1-0	1-0			1-0	34-23, Nov. 26, 2005	34-23, Nov. 26, 2005
Langley Field (Va.)	1-1		1-1			3-6, Oct. 30, 1931	12-7, Nov. 24, 1932
Lees-McRae	1-0	1-0				52-0, Nov. 3, 1928	52-0, Nov. 3, 1928
Lenoir-Rhyne	23-19-4	11-7-1	12-11-3	0-1		6-0, Sept. 25, 1931	48-7, Sept. 8, 2007
Liberty	7-3	5-3	2-0			24-6, Oct. 10, 1987	48-55 OT, Oct. 11, 2014
Lincoln Memorial (Tenn.)	1-0			1-0		34-0, Sept. 20, 1930	34-0, Sept. 20, 1930
Louisiana	8-3	5-1	3-2		2-1	35-16, Nov. 22, 2014	16-24, Dec. 4, 2021
LSU	0-2		0-2			0-24, Nov. 5, 2005	13-41, Aug. 30, 2008
Maine	0-2	0-2			0-2	13-14, Nov. 30, 2002	12-34, Dec. 3, 2011
Mars Hill	1-0	1-0				41-0, Sept. 16, 2006	41-0, Sept. 16, 2006
<b>Marshall</b>	<b>15-10</b>	<b>9-3</b>	<b>6-7</b>		<b>0-1</b>	<b>28-20, Oct. 1, 1977</b>	<b>21-28, Nov. 12, 2022</b>
Maryville (Tenn.)	1-1-1		1-1-1			6-6, Nov. 7, 1931	20-7, Nov. 14, 1942
Massachusetts	1-1		0-1	1-0	1-0	28-17, Dec. 15, 2006	27-30 (2OT), Oct. 27, 2017
McNeese State	0-1	0-1				35-40, Sept. 12, 2009	35-40, Sept. 12, 2009
Miami (Fla.)	0-2	0-1	0-1			10-45, Sept. 17, 2016	23-25, Sept. 11, 2021
Michigan	1-1		1-1			34-32, Sept. 1, 2007	14-52, Aug. 30, 2014
Middle Tennessee	2-2	1-0	0-2	1-0	0-2	18-7, Sept. 14, 1974	45-13, Dec. 15, 2018
Milligan (Tenn.)	3-4	0-1	3-3			13-0, Sept. 30, 1933	27-0, Nov. 15, 1947
Mississippi College	1-0	1-0				31-23, Nov. 9, 1991	31-23, Nov. 9, 1991
Montana	1-3	1-0	0-3		0-2	16-19 (OT), Dec. 9, 2000	6-30, Aug. 31, 2013

RECORDS vs. OPPONENTS



RECORDS vs. OPPONENTS

OPPONENT	OVERALL	HOME	ROAD	NEUTRAL	POSTSEASON	FIRST MEETING	LAST MEETING
Montana State	1-0	1-0			1-0	38-17, Dec. 2, 2006	38-17, Dec. 2, 2006
Moravian (Pa.)	1-0			1-0	1-0	20-0, Dec. 3, 1938	20-0, Dec. 3, 1938
Morehead State	1-0	1-0				24-21, Sept. 20, 2003	24-21, Sept. 20, 2003
Morganton	0-1	0-1				0-7, Oct. 13, 1928	0-7, Oct. 13, 1928
Mountain City	0-1		0-1			0-26, Sept. 29, 1928	0-26, Sept. 29, 1928
Mt. Park	1-0	1-0				52-0, Nov. 17, 1928	52-0, Nov. 17, 1928
Naval Apprentice (Va.)	4-0	1-0	3-0			7-0, Nov. 1, 1930	35-0, Sept. 10, 1949
New Hampshire	1-0		1-0		1-0	17-10, Nov. 26, 1994	17-10, Nov. 26, 1994
New Mexico State	2-0	1-0	1-0			37-7, Nov. 26, 2016	45-31, Oct. 7, 2017
Newberry	13-2-1	8-0	5-1-1	0-1	0-1	7-0, Oct. 1, 1938	55-14, Sept. 21, 1968
Newport News	1-0	1-0				46-7, Sept. 7, 1955	46-7, Sept. 7, 1955
Nicholls State	0-1	0-1			0-1	26-28, Nov. 29, 1986	26-28, Nov. 29, 1986
North Alabama	2-1	2-0	0-1			59-6, Nov. 6, 1971	7-21, Nov. 3, 1973
<b>North Carolina</b>	<b>1-2</b>	<b>0-1</b>	<b>1-1</b>			<b>6-56, Sept. 20, 1940</b>	<b>61-63, Sept. 3, 2022</b>
North Carolina A&T	5-2	4-1	1-1			55-9, Nov. 22, 1986	21-24, Sept. 7, 2013
North Carolina Central	2-0	2-0				55-21, Oct. 10, 2009	44-16, Sept. 18, 2010
NC State	0-6		0-6			0-38, Sept. 24, 1932	10-23, Sept. 2, 2006
North Georgia	1-0		1-0			19-6, Nov. 2, 1929	19-6, Nov. 2, 1929
North Texas	1-0			1-0	1-0	56-28, Dec. 21, 2020	56-28, Dec. 21, 2020
Northern Arizona	1-0	1-0				34-21, Sept. 15, 2007	34-21, Sept. 15, 2007
Northern Iowa	1-0			1-0	1-0	21-16, Dec. 16, 2005	21-16, Dec. 16, 2005
Northwestern State	0-3		0-3		0-1	20-33, Nov. 2, 1963	35-40, Sept. 25, 2004
Oak Ridge Military Police (Tenn.)	0-1	0-1				7-27, Oct. 20, 1945	7-27, Oct. 20, 1945
Ohio	1-0			1-0		31-29, Dec. 19, 2015	31-29, Dec. 19, 2015
<b>Old Dominion</b>	<b>3-0</b>	<b>2-0</b>	<b>1-0</b>			<b>49-0, Sept. 26, 2015</b>	<b>27-14, Nov. 19, 2022</b>
Parris Island Marines	0-0-1		0-0-1			6-6, Nov. 5, 1932	6-6, Nov. 5, 1932
Penn State	0-1		0-1			38-45 (OT), Sept. 1, 2019	38-45 (OT), Sept. 1, 2019
Piedmont	5-0	4-0	1-0			14-0, Nov. 27, 1930	105-0, Sept. 26, 1936
Presbyterian	8-9	6-2	2-7			7-14, Nov. 23, 1946	48-14, Sept. 27, 2008
Richmond	5-3	3-2	2-1		3-1	14-13, Nov. 16, 1974	35-31, Dec. 5, 2009
Robert Morris	1-0	1-0				42-3, Oct. 29, 2022	42-3, Oct. 29, 2022
Rollins	0-2		0-1	0-1		7-14, Sept. 23, 1939	0-30, Nov. 1, 1940
Rutherford	0-1-1	0-1	0-0-1			6-50, Oct. 27, 1928	0-0, Nov. 16, 1929
Samford	6-2	2-2	4-0			49-36, Nov. 15, 1969	10-34, Oct. 12, 2013
Savannah State	2-0	2-0				41-6, Sept. 17, 2011	54-7, Sept. 9, 2017
South Alabama	4-1	2-1	2-0			21-47, Oct. 4, 2014	31-7, Nov. 13, 2021
South Carolina	2-8		2-8			7-41, Oct. 14, 1972	20-15, Nov. 9, 2019
South Carolina State	3-0	3-0			2-0	24-0, Nov. 17, 1984	20-13, Nov. 28, 2009
Southeastern Louisiana	0-1		0-1			6-54, Nov. 25, 1965	6-54, Nov. 25, 1965
Southern College (Fla.)	1-0		1-0			7-6, Nov. 23, 1934	7-6, Nov. 23, 1934
Southern Illinois	1-0	1-0			1-0	38-24, Dec. 3, 2005	38-24, Dec. 3, 2005
<b>Southern Miss</b>	<b>0-2</b>		<b>0-1</b>	<b>0-1</b>	<b>0-1</b>	<b>0-7, Nov. 26, 1937</b>	<b>20-21, Sept. 20, 2014</b>
Stephen F. Austin	0-1	0-1			0-1	17-27, Dec. 2, 1995	17-27, Dec. 2, 1995
Tampa	7-8	4-1	3-7			13-6, Sept. 13, 1940	9-7, Nov. 24, 1962
Tennessee	0-1		0-1			13-20, Sept. 1, 2017	13-20, Sept. 1, 2017
Tennessee State	1-0	1-0			1-0	45-31, Nov. 28, 1998	45-31, Nov. 28, 1998
Tennessee Tech	2-1	2-0	0-1			14-24, Oct. 5, 1974	16-3, Sept. 7, 1996
Texas A&M	1-0		1-0			17-14, Sept. 10, 2022	17-14, Sept. 10, 2022
Texas State	6-1	3-0	3-1			41-34, Oct. 2, 2004	24-36, Oct. 8, 2022
The Citadel	30-13	18-4	12-9			21-28, Sept. 16, 1972	49-0, Oct. 1, 2022
Toledo	2-0			2-0	2-0	31-28, Dec. 17, 2016	34-0, Dec. 23, 2017
Troy	8-3	4-1	4-2		1-0	0-42, Nov. 21, 1970	32-28, Sept. 17, 2022
Tusculum	6-1	2-1	4-0			13-0, Oct. 4, 1930	67-0, Nov. 5, 1938
UAB	1-0			1-0	1-0	31-17, Dec. 21, 2019	31-71, Dec. 21, 2019
<b>ULM</b>	<b>6-1</b>	<b>4-0</b>	<b>2-1</b>			<b>31-29, Nov. 8, 2014</b>	<b>59-28, Oct. 30, 2021</b>
Villanova	0-1	0-1			0-1	24-42, Dec. 11, 2010	24-42, Dec. 11, 2010
VMI	20-4-2	9-2-1	11-2-1			31-12, Sept. 18, 1976	54-13, Nov. 9, 2002
Virginia Tech	0-4		0-4			32-41, Sept. 15, 1979	13-66, Sept. 3, 2011
Wake Forest	7-15-1	0-1	7-14-1			19-17, Sept. 20, 1975	19-20, Sept. 23, 2017
West Chester State (Pa.)	0-1			0-1	0-1	2-7, Nov. 20, 1948	2-7, Nov. 20, 1948
West Liberty (W. Va.)	1-1	1-0		0-1	0-1	14-13, Oct. 25, 1930	26-28, Dec. 9, 1950
West Virginia Tech	1-0	1-0				64-14, Nov. 17, 2001	64-14, Nov. 17, 2001
Western Carolina	58-18-1	30-9	24-9	4-0-1		15-0, Oct. 14, 1933	48-27, Nov. 23, 2013
Western Illinois	1-0	1-0			1-0	42-14, Dec. 4, 2010	42-14, Dec. 4, 2010
Western Kentucky	4-2	1-1	3-0	0-1	1-1	7-6, Sept. 9, 1972	38-59, Dec. 18, 2021
Wilkesboro	1-0		1-0			6-0, Oct. 6, 1928	6-0, Oct. 6, 1928
William & Mary	1-2	1-1	0-1		1-0	22-23, Nov. 6, 1976	40-27, Dec. 1, 2001
Wofford	18-12	12-3	6-9			14-23, Nov. 12, 1960	33-21, Nov. 16, 2013
<b>Wyoming</b>	<b>1-1</b>	<b>1-0</b>	<b>0-1</b>			<b>7-53, Sept. 4, 2004</b>	<b>31-13, Oct. 3, 2015</b>
Youngstown State	1-0	1-0			1-0	49-24, Dec. 9, 2006	49-24, Dec. 9, 2006





SERIES RESULTS vs. ALL OPPONENTS

**AKRON (1-0)**

Year	Date	Site	Result
2016	Sept. 24	A	W, 45-38

**ARKANSAS-MONTICELLO (formerly Arkansas A&M) (1-0)**

Year	Date	Site	Result
1941	Sept. 27	H	W, 67-0

**ARKANSAS STATE (4-1)**

Year	Date	Site	Result
2014	Nov. 15	A	W, 37-32
2015	Nov. 5	H	L, 27-40
2018	Oct. 9	A	W, 35-9
2020	Oct. 22	H	W, 45-17
2021	Nov. 6	A	W, 48-14

**ATLANTIC (Va.) (1-0)**

Year	Date	Site	Result
1930	Nov. 8	A	W, 6-0

**AUBURN (0-1)**

Year	Date	Site	Result
1999	Sept. 4	A	L, 15-22

**BALL STATE (0-2)**

Year	Date	Site	Result
1976	Oct. 23	A	L, 7-20
1977	Oct. 29	H	L, 7-38

**BARTON (formerly Atlantic Christian) (5-0)**

Year	Date	Site	Result
1930	Oct. 18	H	W, 61-12
1947	Oct. 25	H	W, 33-6
1948	Nov. 13	N ^	W, 27-6
1949	Nov. 12	H	W, 34-0
1950	Nov. 11	A	W, 34-7

^ Rocky Mount, N.C.

**BELMONT ABBEY (1-1)**

Year	Date	Site	Result
1928	Nov. 24	A	L, 0-13
1929	Nov. 9	H	W, 28-0

**BLUEFIELD (Va.) (0-2)**

Year	Date	Site	Result
1928	Nov. 9	A	L, 0-44
1929	Oct. 19	H	L, 7-12

**BLUEFIELD STATE (W.Va.) (1-0)**

Year	Date	Site	Result
1971	Oct. 23	H	W, 49-0

**BOISE STATE (0-1)**

Year	Date	Site	Result
1994	Dec. 3	A*	L, 14-17

\* NCAA Division I-AA playoffs

**BOWDON (0-0-1)**

Year	Date	Site	Result
1931	Nov. 14	H	T, 6-6



Eight years before its monumental victory at Michigan, App State nearly pulled off another major upset when Weslan Hunter (11) and the Mountaineers dropped a narrow 22-15 decision at Auburn.

**CAMPBELL (3-0)**

Year	Date	Site	Result
1931	Sept. 19	H	W, 20-6
2014	Sept. 6	H	W, 66-0
2020	Sept. 26	H	W, 52-21

**CAMP DAVIS (0-0-1)**

Year	Date	Site	Result
1942	Oct. 3	N ^	T 13-13

^ Wilmington, N.C.

**CARSON-NEWMAN (11-3-3)**

Year	Date	Site	Result
1929	Sept. 30	A	T, 0-0
1937	Oct. 9	H	T, 0-0
1938	Oct. 8	A	W, 26-0
1939	Sept. 30	H	W, 21-0
1940	Sept. 27	N ^	W, 23-6
1959	Oct. 24	H	L, 22-26
1960	Oct. 22	A	W, 6-0
1961	Oct. 21	N #	W, 22-7
1962	Oct. 20	A	L, 0-3
1963	Oct. 26	H	W, 24-0
1964	Oct. 24	A	W, 10-7
1965	Oct. 23	H	W, 17-7
1966	Oct. 22	A	T, 14-14
1967	Oct. 21	H	W, 18-14
1968	Oct. 26	A	L, 28-35
1969	Oct. 25	H	W, 24-15
1970	Oct. 24	A	W, 15-14

^ Johnson City, Tenn.

# Lenoir, N.C.

**CATAWBA (22-14-3)**

Year	Date	Site	Result
1929	Oct. 5	A	T, 0-0
1930	Oct. 11	H	T, 13-13
1931	Oct. 24	A	W, 7-6
1931	Dec. 5	N *	W, 15-7
1932	Oct. 22	N #	W, 7-0
1936	Nov. 6	A	L, 0-14
1937	Nov. 19	N ^	W, 6-0
1941	Oct. 17	N %	L, 19-20
1942	Oct. 27	H	L, 0-7
1942	Nov. 26	A	L, 0-26
1945	Nov. 10	N %	L, 0-55
1946	Oct. 19	N %	L, 6-28
1947	Oct. 18	N %	L, 0-19
1948	Oct. 16	N %	W, 20-13
1949	Oct. 15	N %	W, 12-6
	Dec. 10	A @	W, 21-7
1950	Oct. 14	N %	W, 9-7
1951	Oct. 13	A	L, 0-2
1952	Oct. 18	H	L, 0-3
1953	Oct. 17	A	L, 13-14
1954	Oct. 9	H	W, 27-13
1955	Oct. 1	A	W, 21-19
1956	Oct. 6	A	L, 7-14
1957	Oct. 19	H	L, 0-19
1958	Oct. 18	H	W, 6-0
1959	Oct. 17	A	W, 28-0
1960	Oct. 15	H	W, 12-7
1961	Oct. 14	A	W, 13-0
1962	Oct. 13	H	T, 21-21
1963	Oct. 19	A	W, 36-33
1964	Oct. 17	H	W, 40-20
1965	Oct. 16	A	L, 7-32
1966	Oct. 15	H	L, 17-18
1967	Oct. 14	A	W, 19-7
1968	Oct. 19	H	W, 41-14
1969	Oct. 18	A	W, 42-27
1970	Oct. 17	H	W, 48-21
1971	Oct. 16	H	W, 55-21
1989	Nov. 11	H	W, 31-20

\* Unnamed bowl game (Charlotte, N.C.)

# Charlotte, N.C.

^ Hickory, N.C.

% Winston-Salem, N.C.

@ Pythian Bowl (Salisbury, N.C.)

**CHARLESTON (W.Va.) (formerly Morris Harvey) (1-2)**

Year	Date	Site	Result
1949	Nov. 19	A	L, 12-21
1952	Nov. 15	H	L, 14-34
1953	Nov. 14	A	W, 26-6

**CHARLESTON SOUTHERN (0-1)**

Year	Date	Site	Result
2013	Sept. 28	H	L, 24-27

**CHARLOTTE (3-0)**

Year	Date	Site	Result
2018	Sept. 8	A	W, 45-9
2019	Sept. 7	H	W, 56-41
2020	Sept. 12	H	W, 35-20

**CHATTANOOGA (26-11)**

Year	Date	Site	Result
1977	Sept. 17	H	L, 7-14
1978	Oct. 7	A	L, 14-72
1979	Oct. 6	H	L, 21-24
1980	Sept. 20	A	L, 7-14
1981	Sept. 19	H	W, 31-14
1982	Nov. 6	A	L, 7-50
1983	Oct. 8	H	L, 9-30
1984	Nov. 10	A	L, 20-21
1985	Oct. 12	H	W, 25-0
1986	Oct. 11	A	W, 20-15
1987	Oct. 24	H	W, 17-3
1988	Nov. 12	A	L, 24-28
1989	Oct. 28	H	W, 41-7
1990	Oct. 27	A	W, 23-17
1991	Sept. 28	H	W, 42-7
1992	Oct. 31	A	W, 37-13
1993	Oct. 30	H	W, 39-14
1994	Oct. 29	A	W, 30-16
1995	Oct. 28	H	W, 31-18
1996	Nov. 2	A	W, 20-6
1997	Nov. 1	H	W, 41-7
1998	Oct. 31	A	W, 28-7
1999	Oct. 30	H	W, 62-14
2000	Oct. 28	A	L, 27-30
2001	Oct. 27	H	W, 51-14
2002	Nov. 2	A	W, 20-17
2003	Nov. 1	H	W, 47-7
2004	Oct. 30	A	L, 56-59
2005	Oct. 29	H	W, 35-25
2006	Oct. 7	A	W, 56-21
2007	Nov. 17	H	W, 37-17
2008	Nov. 8	A	W, 49-7
2009	Nov. 7	H	W, 35-20
2010	Sept. 4	A	W, 42-41
2011	Sept. 24	H	W, 14-12
2012	Sept. 22	A	W, 34-17
2013	Nov. 2	H	L, 28-35

**THE CITADEL (30-13)**

Year	Date	Site	Result
1972	Sept. 16	H	L, 21-28
1973	Oct. 27	H	W, 31-6
1974	Oct. 26	A	L, 17-28
1975	Nov. 1	A	W, 22-17
1976	Oct. 30	H	W, 31-13
1977	Nov. 12	A	L, 20-28
1978	Oct. 21	H	W, 42-14
1979	Sept. 29	A	L, 23-24
1980	Sept. 13	H	W, 17-14
1981	Sept. 26	A	L, 20-34
1982	Oct. 2	H	W, 48-22
1983	Sept. 24	A	W, 27-16
1984	Oct. 27	H	L, 5-21
1985	Sept. 21	A	W, 14-3
1986	Sept. 27	H	W, 33-10
1987	Nov. 14	A	W, 27-17
1988	Sept. 3	H	W, 38-14
1989	Sept. 16	A	L, 13-23
1990	Sept. 29	H	W, 27-9
1991	Nov. 2	A	L, 10-17
1992	Oct. 3	H	L, 0-25
1993	Sept. 25	A	L, 14-27
1994	Sept. 24	H	W, 56-14
1995	Nov. 18	A	W, 28-24
1996	Sept. 28	H	W, 34-20
1997	Sept. 27	A	W, 40-15
1998	Sept. 26	H	W, 26-11
1999	Sept. 25	A	W, 51-0
2000	Sept. 23	H	W, 61-14
2001	Sept. 22	A	W, 8-6
2002	Sept. 28	H	W, 37-28
2003	Sept. 27	A	L, 21-24
2004	Sept. 18	H	W, 28-14
2005	Sept. 24	A	W, 45-13
2006	Nov. 4	H	W, 42-13
2007	Nov. 3	A	W, 45-24
2008	Oct. 4	H	W, 47-21
2009	Oct. 3	A	W, 30-27 (OT)
2010	Oct. 16	H	W, 39-10
2011	Oct. 15	A	W, 49-42
2012	Sept. 15	H	L, 28-52
2013	Oct. 5	A	L, 28-31 (OT)
2022	Oct. 1	H	W, 49-0



### CLEMSON (0-5)

Year	Date	Site	Result
1984	Sept. 1	A	L, 7-40
1990	Sept. 22	A	L, 0-48
1991	Sept. 7	A	L, 0-34
1997	Sept. 6	A	L, 12-23
2015	Sept. 12	A	L, 10-41

### COASTAL CAROLINA (7-2)

Year	Date	Site	Result
2005	Sept. 17	H	W, 30-3
2006	Nov. 25	H*	W, 45-28
2012	Sept. 29	H	W, 55-14
2017	Oct. 21	H	W, 37-29
2018	Nov. 3	A	W, 23-7
2019	Sept. 28	H	W, 56-37
2020	Nov. 21	A	L, 23-34
2021	Oct. 20	H	W, 30-27
2022	Nov. 3	A	L, 28-35

\* NCAA Division I FCS playoffs

### CONCORD (W. Va.) (3-1)

Year	Date	Site	Result
1931	Nov. 21	H	W, 25-0
1932	Oct. 8	A	W, 12-0
1933	Nov. 4	H	W, 12-0
1934	Nov. 3	A	L, 6-20

### CUMBERLAND (Tenn.) (3-1)

Year	Date	Site	Result
1935	Oct. 12	H	L, 7-26
1936	Nov. 20	A	W, 10-6
1937	Sept. 24	H	W, 39-0
1938	Nov. 24	A	W, 22-0

### DAVIDSON (5-0-1)

Year	Date	Site	Result
1971	Oct. 2	N#	W, 35-10
1972	Oct. 7	A	T, 10-10
1973	Sept. 29	H	W, 24-8
1974	Sept. 21	A	W, 30-0
1975	Nov. 22	H	W, 52-7
1986	Oct. 4	H	W, 63-6

# Charlotte, N.C.

### DELAWARE (1-0)

Year	Date	Site	Result
2007	Dec. 14	N*	W, 49-21

\* NCAA Division I FCS national championship (Chattanooga, Tenn.)



**Jerry Harmon booted a 47-yard field goal with 32 seconds remaining to give App State a 23-21 victory over East Carolina on Oct. 19, 1974 in perhaps the most dramatic of 31 all-time meetings between the in-state rivals.**

### EAST CAROLINA (20-12)

Year	Date	Site	Result
1932	Nov. 26	A	W, 21-0
1933	Nov. 25	A	W, 14-0
1934	Oct. 20	H	W, 27-6
1935	Nov. 23	A	W, 14-6
1938	Nov. 19	A	W, 18-6
1939	Nov. 25	N#	W, 64-0
1948	Nov. 6	H	W, 47-0
1949	Nov. 5	A	W, 35-18
1950	Nov. 4	H	W, 20-0
1951	Nov. 3	A	W, 24-20
1952	Oct. 25	H	L, 19-22
1953	Oct. 24	A	L, 7-40
1954	Oct. 23	H	W, 13-7
1955	Oct. 15	A	L, 0-13
1956	Oct. 20	A	W, 22-19
1957	Nov. 2	H	W, 7-6
1958	Nov. 1	A	W, 15-0
1959	Oct. 31	A	W, 28-0
1960	Oct. 29	H	W, 21-17
1961	Oct. 28	N^	W, 16-14
1962	Oct. 27	A	L, 16-29
1972	Sept. 23	A	L, 7-35
1973	Nov. 17	A	L, 14-49
1974	Oct. 19	H	W, 23-21
1975	Sept. 13	H	W, 41-25
1976	Nov. 20	A	L, 7-35
1977	Nov. 5	H	L, 14-45
1978	Nov. 4	A	L, 8-33
1979	Nov. 3	H	L, 21-38
2009	Sept. 5	A	L, 24-29
2012	Sept. 1	A	L, 13-35
2021	Sept. 2	H*	W, 33-19

# Morganton, N.C.

^ Hickory, N.C.

\* Charlotte, N.C. (Official home game in Bank of America Stadium)

### EAST TENNESSEE STATE (32-14-1)

Year	Date	Site	Result
1928	Nov. 30	A	L, 6-9
1929	Oct. 12	H	W, 26-0
1935	Nov. 2	H	L, 12-19
1936	Nov. 14	A	W, 23-7
1937	Oct. 16	H	W, 28-0
1952	Nov. 1	A	T, 27-27
1953	Oct. 31	H	L, 19-21
1954	Nov. 25	A*	W, 27-13
1955	Nov. 19	A*	L, 0-7
1957	Sept. 21	H	L, 7-20
1958	Sept. 20	A	W, 12-0
1969	Sept. 13	A	L, 16-18
1970	Oct. 31	H	L, 35-42
1971	Sept. 18	A	W, 28-24
1972	Sept. 28	A	W, 35-34
1973	Oct. 13	A	L, 11-19
1974	Sept. 7	H	W, 16-7
1975	Oct. 11	A	W, 44-21
1976	Sept. 11	H	W, 44-3
1977	Oct. 18	A	L, 20-38
1978	Oct. 28	H	L, 34-35
1979	Oct. 20	A	L, 17-31
1980	Sept. 27	H	W, 42-15
1981	Nov. 14	A	L, 14-21
1982	Oct. 30	H	W, 29-13
1983	Oct. 1	A	W, 27-11
1984	Sept. 22	H	W, 14-0
1985	Nov. 23	A	W, 20-3
1986	Sept. 13	H	W, 40-14
1987	Oct. 31	A	W, 28-9
1988	Oct. 22	H	W, 51-3
1989	Sept. 30	A	W, 20-14
1990	Sept. 1	H	W, 34-24
1991	Oct. 12	A	W, 21-14
1992	Sept. 26	H	W, 38-14
1993	Oct. 2	H	W, 20-6
1994	Oct. 1	A	W, 30-13
1995	Sept. 30	H	W, 30-24
1996	Oct. 5	A	L, 10-31
1997	Oct. 4	H	L, 28-51
1998	Sept. 12	A	W, 22-17
1999	Oct. 2	H	W, 23-19
2000	Sept. 30	A	W, 30-13
2001	Sept. 29	H	W, 33-14
2002	Oct. 5	A	W, 29-10
2003	Oct. 4	H	W, 21-17
2019	Aug. 31	H	W, 42-7

\* Burley Bowl (Johnson City, Tenn.)

### EASTERN KENTUCKY (8-3)

Year	Date	Site	Result
1971	Nov. 13	A	L, 14-28
1972	Nov. 11	H	W, 55-7
1991	Nov. 30	A*	L, 3-14
1996	Sept. 21	A	W, 21-14
1997	Sept. 20	H	W, 27-23
1998	Nov. 14	A	W, 19-0
1999	Sept. 11	H	W, 34-20
2002	Sept. 14	H	W, 36-28
2003	Sept. 6	A	L, 7-35
2004	Sept. 11	H	W, 49-21
2005	Sept. 3	A	W, 24-16

\* NCAA Division I-AA playoffs

### EASTERN WASHINGTON (1-0)

Year	Date	Site	Result
2007	Dec. 1	H*	W, 38-35

\* NCAA Division I FCS playoffs

### EDINBORO (Pa.) (1-0)

Year	Date	Site	Result
1995	Sept. 9	H	W, 44-7

### ELON (33-9-1)

Year	Date	Site	Result
1937	Oct. 23	H	W, 31-0
1938	Oct. 21	N#	L, 6-7
1939	Nov. 4	N#	W, 7-6
1940	Oct. 4	H	L, 0-7
1941	Nov. 27	A	L, 6-26
1946	Oct. 5	H	W, 40-0
1947	Oct. 4	A	W, 21-13
1948	Oct. 1	H	W, 33-13
1949	Sept. 30	A	W, 14-0
1950	Sept. 30	H	T, 14-14
1951	Sept. 29	A	L, 6-20
1952	Sept. 27	H	L, 7-13
1953	Oct. 3	A	W, 21-19
1954	Sept. 25	H	W, 20-6
1955	Sept. 21	A	W, 19-0
1956	Sept. 22	H	L, 7-19
1957	Oct. 5	A	L, 6-21
1958	Oct. 4	H	W, 32-20
1959	Oct. 3	A	W, 19-8
1960	Oct. 1	H	W, 33-13
1961	Sept. 30	A	W, 23-0
1962	Sept. 29	H	W, 27-12
1963	Oct. 5	A	L, 13-16
1964	Oct. 3	H	L, 7-28
1965	Oct. 2	A	W, 9-0
1966	Oct. 1	H	W, 8-2
1967	Sept. 30	A	W, 34-13
1968	Oct. 5	H	W, 70-26
1969	Oct. 4	A	W, 26-20
1970	Oct. 3	H	W, 21-0
1971	Nov. 20	A	W, 14-10
2003	Nov. 8	A	W, 34-12
2004	Nov. 6	H	W, 48-7
2005	Nov. 19	A	W, 52-14
2006	Sept. 30	H	W, 45-21
2007	Sept. 29	A	W, 49-32
2008	Nov. 15	H	W, 24-16
2009	Nov. 14	A	W, 27-10
2010	Oct. 9	H	W, 34-31
2011	Nov. 19	A	W, 28-24
2012	Oct. 6	H	W, 35-23
2013	Sept. 21	A	W, 31-21
2021	Sept. 18	H	W, 44-10

# Greensboro, N.C.

### EMORY & HENRY (13-7)

Year	Date	Site	Result
1947	Nov. 1	H	W, 19-0
1948	Oct. 30	A	W, 24-14
1950	Nov. 23	N*	L, 6-26
1953	Nov. 21	H	W, 14-6
1954	Oct. 16	A	W, 21-0
1955	Oct. 8	H	W, 26-0
1956	Oct. 13	H	L, 6-12
1957	Oct. 26	A	W, 19-7
1958	Oct. 25	H	L, 0-7
1959	Sept. 19	A	W, 21-0
1960	Sept. 17	H	W, 7-0
1961	Sept. 16	A	W, 22-6
1962	Sept. 15	H	L, 3-6
1963	Nov. 16	A	W, 21-18
1964	Nov. 14	H	W, 21-14
1965	Nov. 13	H	W, 28-10
1966	Nov. 12	H	L, 6-21
1967	Nov. 11	A	W, 26-25
1968	Nov. 16	H	L, 28-34
1969	Sept. 20	A	W, 41-0

\* Burley Bowl (Johnson City, Tenn.)





**ERSKINE (2-1-1)**

Year	Date	Site	Result
1933	Sept. 22	A	L, 7-13
1934	Oct. 5	H	T, 0-0
1946	Oct. 26	H	W, 50-6
1951	Nov. 10	H	W, 20-0

**FLORIDA (0-1)**

Year	Date	Site	Result
2010	Nov. 20	A	L, 10-48

**FLORIDA A&M (0-1)**

Year	Date	Site	Result
1999	Nov. 27	H *	L, 29-44

\* NCAA Division I-AA playoffs

**FURMAN (18-23-3)**

Year	Date	Site	Result
1971	Sept. 11	A	T, 0-0
1972	Sept. 30	H	L, 17-20
1973	Sept. 15	A	L, 0-17
1974	Nov. 2	H	W, 27-3
1975	Sept. 27	A	L, 23-20
1976	Oct. 9	H	T, 14-14
1977	Oct. 22	A	L, 20-28
1978	Sept. 30	H	L, 34-52
1979	Oct. 20	A	L, 17-31
1980	Oct. 25	H	L, 20-21
1981	Oct. 10	A	L, 18-22
1982	Sept. 18	H	L, 21-27
1983	Oct. 22	A	L, 0-49
1984	Oct. 20	H	W, 21-14
1985	Oct. 26	A	L, 7-21
1986	Oct. 25	H	T, 17-17
1987	Oct. 17	A	W, 16-8
1988	Oct. 15	H	L, 9-24
1989	Oct. 14	A	L, 6-31
1990	Oct. 13	H	L, 7-30
1991	Oct. 19	A	W, 26-23 (OT)
1992	Oct. 24	H	L, 13-16
1993	Oct. 9	A	L, 21-27
1994	Oct. 8	H	W, 30-6
1995	Oct. 7	A	W, 41-28
1996	Oct. 12	H	L, 14-20
1997	Oct. 11	A	L, 22-24
1998	Oct. 10	H	W, 26-13
1999	Oct. 9	A	L, 21-35
2000	Oct. 7	H	W, 18-17
2001	Oct. 6	A	L, 22-28
2002	Oct. 12	H	W, 16-15
2003	Oct. 11	A	W, 13-10
2004	Oct. 9	H	W, 30-29
2005	Oct. 8	A	L, 31-34
	Dec. 10	H *	W, 29-23
2006	Oct. 28	H	W, 40-7
2007	Oct. 27	A	W, 34-27
2008	Oct. 25	H	W, 26-14
2009	Oct. 31	A	W, 52-27
2010	Oct. 30	H	W, 37-26

2011	Nov. 5	A	L, 10-20
2012	Nov. 10	H	W, 33-28
2013	Oct. 19	A	L, 10-27

\* NCAA Division I-AA playoffs

**GARDNER-WEBB (formerly Boiling Springs) (7-0)**

Year	Date	Site	Result
1929	Nov. 23	H	W, 6-0
1930	Nov. 22	H	W, 27-0
1983	Oct. 15	H	W, 21-17
1988	Sept. 24	H	W, 39-10
1989	Sept. 2	H	W, 43-7
2006	Sept. 23	A	W, 41-6
2007	Oct. 6	H	W, 45-7
2018	Sept. 22	H	W, 72-7

**GEORGIA (0-2)**

Year	Date	Site	Result
2013	Nov. 9	A	L, 6-45
2017	Sept. 2	A	L, 10-31

**GEORGIA SOUTHERN (20-15-1)**

Year	Date	Site	Result
1932	Nov. 24	A	L, 0-33
1934	Oct. 26	A	L, 13-22
1935	Nov. 9	H	T, 0-0
1936	Oct. 24	H	W, 27-0
1939	Nov. 17	H	W, 59-0
1987	Dec. 5	H *	W, 19-0
1993	Oct. 16	H	L, 28-34
1994	Oct. 15	A	L, 31-34
1995	Oct. 14	H	W, 27-17
1996	Oct. 19	A	W, 35-28
1997	Oct. 18	H	W, 24-12
1998	Oct. 17	A	L, 24-37
1999	Oct. 16	H	W, 17-16
2000	Oct. 14	A	L, 28-34
2001	Oct. 13	H	L, 18-27
	Dec. 8	A *	L, 24-38
2002	Oct. 19	A	L, 20-36
2003	Oct. 18	H	W, 28-21
2004	Oct. 16	A	L, 7-54
2005	Oct. 15	H	W, 24-7
2006	Oct. 21	A	W, 27-20 (OT)
2007	Oct. 20	H	L, 35-38
2008	Oct. 18	A	W, 37-36
2009	Oct. 24	H	W, 52-16
2010	Nov. 6	A	L, 14-21 (OT)
2011	Oct. 29	H	W, 24-17
2012	Nov. 3	A	W, 31-28
2013	Oct. 26	H	W, 38-14
2014	Sept. 25	A	L, 14-32
2015	Oct. 22	H	W, 31-13
2016	Oct. 27	A	W, 34-10
2017	Nov. 9	H	W, 27-6
2018	Oct. 25	A	L, 14-34
2019	Oct. 31	H	L, 21-24
2020	Dec. 12	A	W, 34-26
2021	Nov. 27	H	W, 27-3
2022	Nov. 26	A	L, 48-51 (2OT)

\* NCAA Division I-AA playoffs

**GEORGIA STATE (9-0)**

Year	Date	Site	Result
2014	Nov. 1	H	W, 44-0
2015	Oct. 10	A	W, 37-3
2016	Oct. 1	H	W, 17-3
2017	Nov. 25	A	W, 31-10
2018	Nov. 17	H	W, 45-17
2019	Nov. 16	A	W, 56-27
2020	Nov. 14	H	W, 17-13
2021	Oct. 2	A	W, 45-16
2022	Oct. 19	H	W, 42-17

**GLENVILLE STATE (0-2)**

Year	Date	Site	Result
1931	Nov. 26	A	L, 6-25
1933	Oct. 7	H	L, 7-14

**GUILFORD (21-4)**

Year	Date	Site	Result
1936	Oct. 10	H	W, 52-0
1937	Nov. 13	A	W, 37-0
1940	Nov. 15	N ^	W, 28-0
1945	Nov. 3	A	W, 7-6
1947	Sept. 19	N #	W, 23-12
1948	Sept. 18	N #	W, 21-14
1949	Sept. 17	N #	L, 12-13
1950	Sept. 16	N #	W, 22-2
1951	Sept. 15	A	W, 20-0
1952	Sept. 13	H	W, 13-12
1953	Sept. 19	A	L, 12-14
1954	Sept. 11	H	W, 19-6
1955	Oct. 22	A	W, 27-6
1956	Oct. 27	H	W, 32-7
1957	Nov. 9	A	L, 7-14
1958	Nov. 8	H	W, 13-6
1959	Nov. 7	A	W, 20-9
1960	Nov. 5	H	W, 13-0
1961	Nov. 4	A	W, 22-0
1962	Nov. 3	H	W, 28-6
1966	Nov. 24	A	L, 13-16
1967	Nov. 23	A	W, 21-19
1968	Nov. 23	H	W, 29-22
1969	Nov. 22	H	W, 24-13
1970	Sept. 19	A	W, 35-27

^ Morganton, N.C.

# Winston-Salem, N.C.

**HAWAII (0-1)**

Year	Date	Site	Result
2003	Aug. 30	A	L, 17-40

**HIGH POINT (11-4)**

Year	Date	Site	Result
1930	Nov. 15	A	L, 6-13
1931	Oct. 3	H	W, 20-0
1932	Nov. 11	A	L, 6-13
1938	Oct. 15	H	W, 41-2
1939	Oct. 20	A	W, 39-0
1941	Nov. 15	A	W, 26-0



Jason Hunter (97) forced Furman QB Ingle Martin to fumble in the final minute of the 2005 NCAA Division I-AA national semifinal between App State and Furman. Omarr Byrom (95) recovered to seal App State's 29-23 victory and a trip to the program's first national championship game.



In one of the signature plays of his illustrious career and the storied App State-Georgia Southern rivalry, Armanti Edwards soared into the end zone on fourth-and-goal from the 1-yard line with 2:36 remaining to provide the winning points in App State's 37-36 win at Georgia Southern in 2008.



SERIES RESULTS vs. ALL OPPONENTS

1942	Oct. 10	H	W, 27-0
	Oct. 31	A	W, 44-0
1945	Oct. 27	H	L, 12-13
	Nov. 17	A	L, 13-31
1946	Oct. 12	H	W, 10-6
1947	Nov. 27	A	W, 12-7
1948	Oct. 23	H	W, 40-14
1949	Oct. 21	A	W, 21-7
1950	Oct. 21	H	W, 35-0

### HOWARD (1-0)

Year	Date	Site	Result
2015	Sept. 5	H	W, 49-0

### IDAHO (4-0)

Year	Date	Site	Result
2014	Nov. 29	H	W, 45-28
2015	Nov. 14	A	W, 47-20
2016	Oct. 22	H	W, 37-19
2017	Oct. 14	A	W, 23-20

### ILLINOIS STATE (1-0)

Year	Date	Site	Result
2012	Dec. 1	H*	L, 37-38 (OT)

\*NCAA Division I FCS playoffs

### JACKSONVILLE (2-0)

Year	Date	Site	Result
2008	Sept. 6	H	W, 56-7
2010	Sept. 11	H	W, 45-14

### JAMES MADISON (12-5)

Year	Date	Site	Result
1980	Sept. 6	A	W, 34-6
1981	Sept. 12	H	W, 45-0
1982	Sept. 11	A	L, 35-39
1983	Sept. 10	H	L, 20-24
1985	Oct. 19	H	W, 36-0
1986	Oct. 18	A	W, 21-20
1987	Sept. 12	H	W, 17-10
1988	Sept. 10	A	W, 17-14
1989	Sept. 23	H	W, 23-14
1990	Nov. 17	A	W, 24-0
1991	Sept. 21	H	L, 8-31
1992	Oct. 10	A	W, 27-21
1995	Nov. 25*	H	W, 31-24
2006	Sept. 9	H	W, 21-10
2007	Nov. 24*	H	W, 28-27
2008	Sept. 20	A	L, 32-35
2022	Sept. 24	H	L, 28-32

\*NCAA Division I-AA/FCS playoffs

### KANSAS (0-1)

Year	Date	Site	Result
2005	Sept. 10	A	L, 8-36

### KING (4-2)

Year	Date	Site	Result
1930	Sept. 27	A	L, 7-18

1931	Oct. 10	A	W, 20-0
1933	Oct. 28	N#	W, 14-0
1939	Oct. 28	H	W, 12-0
1940	Oct. 18	H	W, 9-7
1941	Oct. 4	H	L, 2-15

# Asheville, N.C.

### LAFAYETTE (1-0)

Year	Date	Site	Result
2005	Nov. 26	H	W, 34-23

### LANGLEY FIELD (1-1)

Year	Date	Site	Result
1931	Oct. 31	A	L, 3-6
1932	Nov. 24	A	W, 12-7

### LEES MCRAE (1-0)

Year	Date	Site	Result
1928	Nov. 3	H	W, 52-0

### LENOIR-RHYNE (23-19-4)

Year	Date	Site	Result
1931	Sept. 25	A	W, 6-0
1932	Oct. 14	A	W, 13-6
1935	Sept. 27	A	T, 0-0
1936	Oct. 2	A	W, 14-0
1937	Oct. 1	A	W, 12-0
1938	Nov. 11	A	W, 7-0
1939	Nov. 10	A	T, 6-6
1940	Nov. 8	A	L, 9-13
1941	Oct. 24	A	L, 6-20
1946	Nov. 2	A	W, 19-7
1947	Oct. 11	H	W, 22-0
1948	Oct. 7	A	T, 14-14
1949	Oct. 6	H	W, 19-6
1950	Oct. 7	A	W, 20-18
1951	Oct. 6	H	L, 0-20
1952	Oct. 11	A	L, 12-14
1953	Oct. 10	H	W, 32-6
1954	Oct. 2	A	W, 21-14
1955	Sept. 28	H	L, 13-26
1956	Sept. 29	H	L, 0-32
1957	Oct. 12	A	L, 0-38
1958	Oct. 11	A	L, 6-28
1959	Oct. 10	H	L, 6-29
1960	Oct. 8	A	L, 8-26
1961	Oct. 7	N#	L, 6-19
1962	Oct. 6	A	L, 0-6
1963	Oct. 12	H	W, 20-6
1964	Oct. 10	A	L, 7-14
1965	Oct. 9	H	L, 6-23
1966	Oct. 8	A	L, 7-28
1967	Oct. 7	H	L, 6-56
1968	Oct. 12	A	W, 41-28
1969	Oct. 11	H	L, 17-24
1970	Oct. 10	A	L, 13-21
1971	Oct. 9	H	W, 14-0
1972	Oct. 21	A	W, 42-13

1973	Oct. 6	H	T, 14-14
1974	Oct. 12	A	L, 10-31
1975	Oct. 18	H	W, 52-28
1976	Oct. 16	A	W, 45-7
1977	Oct. 15	H	W, 35-21
1978	Oct. 14	A	W, 49-28
1980	Oct. 18	H	W, 57-25
1981	Sept. 5	H	W, 48-9
1982	Oct. 16	H	W, 49-0
2007	Sept. 8	H	W, 48-7

# Charlotte, N.C.

### LIBERTY (7-3)

Year	Date	Site	Result
1987	Oct. 10	H	W, 24-6
1993	Sept. 11	H	L, 14-20
1994	Nov. 5	H	W, 41-40
1997	Nov. 22	H	L, 19-25
1998	Sept. 5	H	W, 28-19
1999	Nov. 20	A	W, 28-12
2000	Nov. 18	H	W, 34-13
2001	Sept. 1	H	W, 46-26
2002	Sept. 21	A	W, 29-22
2014	Oct. 11	H	L, 48-55 (OT)

### LINCOLN MEMORIAL (1-0)

Year	Date	Site	Result
1930	Sept. 20	N#	W, 34-0

# Winston-Salem, N.C.

### LOUISIANA (8-3)

Year	Date	Site	Result
2014	Nov. 22	A	W, 35-16
2015	Nov. 28	H	W, 28-7
2016	Oct. 12	A	W, 24-0
2017	Dec. 2	H	W, 63-14
2018	Oct. 20	H	W, 27-17
	Dec. 1	H*	W, 30-19
2019	Oct. 9	A	W, 17-7
	Dec. 7	H*	W, 45-38
2020	Dec. 4	H	L, 21-24
2021	Oct. 12	A	L, 13-41
	Dec. 4	A*	L, 16-24

\*Sun Belt Championship Game

### LSU (0-2)

Year	Date	Site	Result
2005	Nov. 5	A	L, 0-24
2008	Aug. 30	A	L, 13-41

### MAINE (0-2)

Year	Date	Site	Result
2002	Nov. 30	H*	L, 13-14
2011	Dec. 3	H*	L, 12-34

\*NCAA Division I-AA/FCS playoffs



In a 28-27 home playoff win against James Madison to start the 2007 FCS title run, Jacque Roman (40) used his right hand to force a fumble after JMU, needing just a field goal, had moved inside the Mountaineers' 10-yard line in the final minute.



Nick Ross scored a tiebreaking touchdown when he returned a second-quarter interception 20 yards to the end zone in App State's 20-15 victory at South Carolina in 2019. The Mountaineers beat UNC and South Carolina on the road that year.





**MARS HILL (1-0)**

Year	Date	Site	Result
2006	Sept. 16	H	W, 41-0

**MARSHALL (15-10)**

Year	Date	Site	Result
1977	Oct. 1	H	W, 28-20
1978	Sept. 16	A	W, 28-7
1979	Nov. 17	H	W, 45-7
1980	Oct. 4	A	W, 23-6
1981	Nov. 7	H	L, 10-17
1982	Oct. 9	A	W, 21-13
1983	Nov. 12	H	W, 28-19
1984	Oct. 13	A	L, 7-35
1985	Nov. 16	H	W, 40-0
1986	Nov. 8	A	W, 27-17
1987	Nov. 7	H	W, 17-10
	Dec. 12	H *	L, 10-24
1988	Oct. 29	A	L, 27-30
1989	Nov. 4	H	W, 28-7
1990	Nov. 3	A	L, 0-50
1991	Aug. 31	H	W, 9-3
1992	Nov. 7	A	W, 37-34
1993	Oct. 23	A	L, 3-35
1994	Oct. 22	H	W, 24-14
1995	Oct. 21	A	W, 10-3
1996	Oct. 26	H	L, 10-24
2002	Aug. 31	A	L, 17-50
2020	Sept. 19	A	L, 7-17
2021	Sept. 23	H	W, 31-30
2022	Nov. 12	A	L, 21-28

\* NCAA Division I-AA playoffs

**MARYVILLE (Tenn.) (1-1-1)**

Year	Date	Site	Result
1931	Nov. 7	A	T, 6-6
1932	Nov. 19	A	L, 0-12
1942	Nov. 14	A	W, 20-7

**MASSACHUSETTS (1-1)**

Year	Date	Site	Result
2006	Dec. 15	N *	W, 27-17
2017	Oct. 28	A	L, 27-30 (2OT)

\* NCAA Division I FCS national championship (Chattanooga, Tenn.)

**MCNEESE STATE (0-1)**

Year	Date	Site	Result
2009	Sept. 12	H	L, 35-40

**MIAMI (FL) (0-2)**

Year	Date	Site	Result
2016	Sept. 17	H	L, 10-45
2021	Sept. 11	A	L, 23-25

**MICHIGAN (1-1)**

Year	Date	Site	Result
2007	Sept. 1	A	W, 34-32
2014	Aug. 30	A	L, 14-52

**MIDDLE TENNESSEE (2-2)**

Year	Date	Site	Result
1974	Sept. 14	H	W, 18-7
1989	Nov. 25	A *	L, 21-24
1992	Nov. 28	A *	L, 10-35
2018	Dec. 15	N #	W, 45-13

\* NCAA Division I-AA playoffs

# R+L Carriers New Orleans Bowl (New Orleans, La.)

**MILLIGAN (Tenn.) (3-4)**

Year	Date	Site	Result
1933	Sept. 30	A	W, 13-0
1934	Sept. 28	A	L, 0-12
1935	Oct. 18	A	W, 20-13
1945	Sept. 28	A	L, 7-26
	Oct. 13	H	L, 7-9
1946	Nov. 16	A	L, 0-6
1947	Nov. 15	A	W, 27-0

**MISSISSIPPI COLLEGE (1-0)**

Year	Date	Site	Result
1991	Nov. 9	H	W, 31-23

**MONTANA (1-3)**

Year	Date	Site	Result
2000	Dec. 9	A *	L, 16-19 (OT)
2009	Dec. 12	A *	L, 17-24
2012	Sept. 8	H	W, 35-27
2013	Aug. 31	A	L, 6-30

\* NCAA Division I-AA/FCS playoffs

**MONTANA STATE (1-0)**

Year	Date	Site	Result
2006	Dec. 2	H	W, 38-17

\* NCAA Division I FCS playoffs

**MORAVIAN (Pa.) (1-0)**

Year	Date	Site	Result
1938	Dec. 3	N *	W, 20-0

\* Unnamed Bowl Game (Winston-Salem, N.C.)

**MOREHEAD STATE (1-0)**

Year	Date	Site	Result
2003	Sept. 20	H	W, 24-21

**MORGANTON (0-1)**

Year	Date	Site	Result
1928	Oct. 13	H	L, 0-7

**MOUNTAIN CITY (0-1)**

Year	Date	Site	Result
1928	Sept. 29	A	L, 0-26

**MT. PARK (0-1)**

Year	Date	Site	Result
1928	Oct. 13	H	L, 0-7

**NAVAL APPRENTICE (Va.) (4-0)**

Year	Date	Site	Result
1930	Nov. 7	A	W, 7-0
1931	Oct. 30	A	W, 25-12
1942	Sept. 18	A	W, 16-13
1949	Sept. 10	H	W, 35-0

**NEW HAMPSHIRE (1-0)**

Year	Date	Site	Result
1994	Nov. 26	A *	W, 17-10 (OT)

\* NCAA Division I-AA playoffs

**NEWBERRY (13-2-1)**

Year	Date	Site	Result
1938	Oct. 1	H	W, 7-0
1939	Oct. 6	A	T, 0-0
1940	Oct. 18	H	W, 9-7
1941	Sept. 19	A	W, 14-12
1942	Nov. 6	H	W, 20-0
1946	Sept. 21	H	W, 28-19
1947	Sept. 26	A	W, 18-7
1949	Oct. 29	A	W, 41-6
1951	Nov. 17	H	W, 18-6
1954	Dec. 11	N	L, 13-20
1963	Sept. 21	H	W, 14-0
1964	Sept. 19	A	W, 20-6
1965	Sept. 18	H	W, 10-7
1966	Sept. 17	A	L, 14-15
1967	Sept. 16	H	W, 21-12
1968	Sept. 21	A	W, 55-14

**NEWPORT NEWS (1-0)**

Year	Date	Site	Result
1955	Sept. 7	H	W, 46-7

**NEW MEXICO STATE (2-0)**

Year	Date	Site	Result
2016	Nov. 26	A	W, 37-31
2017	Oct. 7	H	W, 45-31

**NICHOLLS ST. (0-1)**

Year	Date	Site	Result
1986	Nov. 29	H *	L, 26-28

\* NCAA Division I-AA playoffs

**NORTH ALABAMA (2-1)**

Year	Date	Site	Result
1971	Nov. 6	H	W, 59-6
1972	Nov. 4	H	W, 17-3
1973	Nov. 3	A	L, 7-21

**NORTH CAROLINA (1-2)**

Year	Date	Site	Result
1940	Sept. 20	A	L, 6-56
2019	Sept. 21	A	W, 34-31
2022	Sept. 3	H	L, 61-63

**NORTH CAROLINA A&T (5-2)**

Year	Date	Site	Result
1986	Nov. 22	H	W, 55-9
1992	Nov. 14	H	W, 42-6
1993	Sept. 4	A	L, 10-22
1994	Sept. 17	H	W, 45-0
1995	Sept. 16	A	W, 38-31
2011	Sept. 10	H	W, 58-6
2013	Sept. 7	H	L, 21-24

**NORTH CAROLINA CENTRAL (2-0)**

Year	Date	Site	Result
2009	Oct. 10	H	W, 55-21
2010	Sept. 18	H	W, 44-16

**NORTH CAROLINA STATE (0-6)**

Year	Date	Site	Result
1932	Sept. 24	A	L, 0-38
1980	Oct. 11	A	L, 14-17
1983	Nov. 5	A	L, 7-33
1990	Oct. 6	A	L, 0-56
1992	Sept. 5	A	L, 10-35
2006	Sept. 2	A	L, 10-23

**NORTH GEORGIA (1-0)**

Year	Date	Site	Result
1929	Nov. 2	H	W, 19-6

**NORTH TEXAS (1-0)**

Year	Date	Site	Result
2020	Dec. 21	N #	W, 56-28

# Myrtle Beach Bowl (Conway, S.C.)

**NORTHERN ARIZONA (1-0)**

Year	Date	Site	Result
2007	Sept. 15	H	W, 34-21

**NORTHERN IOWA (1-0)**

Year	Date	Site	Result
2005	Dec. 16	N *	W, 21-16

\* NCAA Division I-AA national championship

(Chattanooga, Tenn.)

**NORTHWESTERN STATE (0-3)**

Year	Date	Site	Result
1963	Nov. 2	A	L, 20-33
1998	Dec. 5	A *	L, 20-31
2004	Sept. 25	A	L, 35-40

\* NCAA Division I-AA playoffs

**OAK RIDGE MILITARY POLICE (Tenn.) (0-1)**

Year	Date	Site	Result
1945	Oct. 20	H	L, 7-27

**OHIO (1-0)**

Year	Date	Site	Result
2015	Dec. 19	N	W, 31-29

**OLD DOMINION (3-0)**

Year	Date	Site	Result
2015	Sept. 26	A	W, 49-0
2016	Sept. 10	H	W, 31-7
2022	Nov. 19	H	W, 27-14

**PARRIS ISLAND MARINES (0-0-1)**

Year	Date	Site	Result
1932	Nov. 5	A	T, 6-6

**PIEDMONT (5-0)**

Year	Date	Site	Result
1930	Nov. 27	A	W, 14-0
1931	Oct. 17	H	W, 24-12
1933	Oct. 21	H	W, 44-0
1935	Oct. 5	H	W, 13-0
1936	Sept. 26	H	W, 115-0

**PENN STATE (0-1)**

Year	Date	Site	Result
2018	Sept. 1	A	L, 38-45 (OT)



Emmitt Hamilton (30) helped lead App State to one of the biggest wins in school history, a 39-34 triumph at South Carolina in 1975.



### PRESBYTERIAN (8-9)

Year	Date	Site	Result
1946	Nov. 23	A	L, 7-14
1950	Nov. 9	H	W, 34-7
1954	Oct. 30	A	L, 7-14
1955	Nov. 5	H	W, 35-6
1956	Nov. 3	A	L, 3-24
1957	Sept. 14	H	W, 20-7
1958	Nov. 15	A	L, 0-42
1959	Nov. 14	H	L, 0-34
1961	Nov. 11	A	L, 7-21
1962	Nov. 10	A	W, 21-0
1964	Nov. 7	A	L, 21-23
1965	Nov. 6	H	W, 26-10
1966	Nov. 5	A	L, 17-21
1967	Nov. 4	H	W, 57-18
1968	Nov. 9	A	W, 42-6
1969	Nov. 8	H	L, 25-27
2008	Sept. 27	H	W, 48-14

### RICHMOND (5-3)

Year	Date	Site	Result
1974	Nov. 16	A	W, 14-13
1975	Oct. 25	H	L, 17-24
1977	Sept. 24	A	L, 13-21
1978	Sept. 23	H	W, 24-19
1987	Nov. 28	H*	W, 20-3
2007	Dec. 7	H*	W, 55-35
2008	Dec. 6	H*	L, 13-33
2009	Dec. 5	A*	W, 35-31

\* NCAA Division I-AA playoffs

### ROBERT MORRIS (1-0)

Year	Date	Site	Result
2022	Oct. 29	H	W, 42-3

### ROLLINS (0-2)

Year	Date	Site	Result
1939	Sept. 23	N#	L, 7-14
1940	Nov. 1	A	L, 0-30

# Asheville, N.C.

### RUTHERFORD (0-1-1)

Year	Date	Site	Result
1928	Nov. 17	H	L, 6-50
1929	Nov. 16	N#	T, 0-0

# Morganton, N.C.

### SAMFORD (6-2)

Year	Date	Site	Result
1969	Nov. 15	A	W, 49-36
1970	Nov. 7	H	L, 35-42
2008	Oct. 11	A	W, 35-24
2009	Sept. 26	H	W, 20-7
2010	Sept. 25	A	W, 35-17
2011	Oct. 22	H	W, 35-17
2012	Oct. 13	A	W, 28-25
2013	Oct. 12	H	L, 10-34

### SAVANNAH STATE (2-0)

Year	Date	Site	Result
2011	Sept. 17	H	W, 41-6
2017	Sept. 9	H	W, 54-7

### SOUTH ALABAMA (4-1)

Year	Date	Site	Result
2014	Oct. 4	H	L, 21-47



Josh Jeffries helped lead App State to two of its seven all-time victories over local rival Wake Forest in 1998 and 2000.

2015	Dec. 5	A	W, 34-27
2018	Sept. 29	H	W, 52-7
2019	Oct. 26	A	W, 30-3
2021	Nov. 13	H	W, 31-7

### SOUTH CAROLINA (2-8)

Year	Date	Site	Result
1972	Oct. 14	A	L, 7-41
1973	Nov. 10	A	L, 14-35
1974	Nov. 9	A	L, 18-21
1975	Nov. 8	A	W, 39-34
1976	Sept. 4	A	L, 10-21
1977	Sept. 3	A	L, 17-32
1985	Sept. 7	A	L, 13-20
1987	Sept. 5	A	L, 3-24
1988	Oct. 1	A	L, 9-35
2019	Nov. 9	A	W, 20-15

### SOUTH CAROLINA STATE (3-0)

Year	Date	Site	Result
1984	Nov. 17	H	W, 24-0
2008	Nov. 29	H*	W, 37-21
2009	Nov. 28	H*	W, 20-13

\* NCAA Division I FCS playoffs

### SOUTHEASTERN LOUISIANA (0-1)

Year	Date	Site	Result
1965	Nov. 25	A	L, 6-54

### SOUTHERN COLLEGE (Fla.) (1-0)

Year	Date	Site	Result
1934	Nov. 23	A	W, 7-6

### SOUTHERN ILLINOIS (1-0)

Year	Date	Site	Result
2005	Dec. 3	H*	W, 38-24

\* NCAA Division I-AA playoffs

### SOUTHERN MISS (0-2)

Year	Date	Site	Result
1937	Dec. 3	N*	L, 0-7
2014	Sept. 20	A	L, 20-21

\* Unnamed Bowl Game (Biloxi, Miss.)

### STEPHEN F. AUSTIN (0-1)

Year	Date	Site	Result
1995	Dec. 2	H*	L, 17-27

\* NCAA Division I-AA playoffs

### TAMPA (7-8)

Year	Date	Site	Result
1940	Sept. 13	H	W, 13-6
1941	Nov. 7	A	L, 6-20
1950	Oct. 28	A	W, 36-19
1951	Oct. 27	H	W, 14-13
1952	Nov. 8	A	L, 0-19
1953	Nov. 7	H	W, 35-12
1954	Nov. 20	A	L, 20-25
1955	Nov. 12	A	L, 0-38
1956	Nov. 10	H	L, 7-21
1957	Nov. 16	A	L, 9-26
1958	Nov. 22	H	W, 34-26
1959	Nov. 21	A	L, 6-23
1960	Nov. 19	A	W, 22-15
1961	Nov. 18	A	L, 0-14
1962	Nov. 24	A	W, 9-7

### TENNESSEE (0-1)

Year	Date	Site	Result
2016	Sept. 1	A	L, 13-20 (OT)

### TENNESSEE STATE (1-0)

Year	Date	Site	Result
1998	Nov. 28	H*	W, 45-31

\* NCAA Division I-AA playoffs

### TENNESSEE TECH (2-1)

Year	Date	Site	Result
1974	Oct. 5	A	L, 14-24
1975	Oct. 4	H	W, 17-10
1996	Sept. 7	H	W, 16-3

### TEXAS A&M (1-0)

Year	Date	Site	Result
2022	Sept. 10	A	W, 17-14

### TEXAS STATE (6-1)

Year	Date	Site	Result
2004	Oct. 2	H	W, 41-34
2016	Nov. 5	H	W, 35-10
2017	Sept. 16	A	W, 20-13

2018	Nov. 10	A	W, 38-7
2019	Nov. 23	H	W, 35-13
2020	Nov. 7	A	W, 38-17
2022	Oct. 8	A	L, 24-36

### TOLEDO (2-0)

Year	Date	Site	Result
2016	Dec. 17	N!	W, 31-28
2017	Dec. 23	N@	W, 34-0

! Camellia Bowl (Montgomery, Ala.)

@ Dollar General Bowl (Mobile, Ala.)

### TROY (8-3)

Year	Date	Site	Result
1970	Nov. 21	A	L, 0-42
2000	Sept. 9	H	L, 28-34
2000	Nov. 25	A*	W, 33-30
2014	Oct. 18	A	W, 53-14
2015	Oct. 31	H	W, 44-41 (3OT)
2016	Nov. 12	A	L, 24-28
2018	Nov. 24	H	W, 21-10
2019	Nov. 29	A	W, 48-13
2020	Nov. 28	H	W, 47-10
2021	Nov. 20	A	W, 45-7
2022	Sept. 17	H	W, 32-28

\* NCAA Division I-AA playoffs

### TUSCULUM (6-1)

Year	Date	Site	Result
1930	Oct. 4	A	W, 13-0
1933	Nov. 17	A	W, 20-3
1934	Nov. 17	H	L, 0-10
1935	Nov. 16	A	W, 6-0
1936	Oct. 31	H	W, 45-0
1937	Oct. 29	A	W, 37-0
1938	Nov. 5	H	W, 67-0

### UAB (1-0)

Year	Date	Site	Result
2019	Dec. 21	N*	W, 31-17

\* R+L Carriers New Orleans Bowl (New Orleans, La.)

### ULM (6-1)

Year	Date	Site	Result
2014	Nov. 8	H	W, 31-29
2015	Oct. 17	A	W, 59-14
2016	Nov. 19	H	W, 42-17
2017	Nov. 4	A	L, 45-52
2019	Oct. 19	H	W, 52-7
2020	Oct. 31	A	W, 31-13
2021	Oct. 30	H	W, 59-28

### VILLANOVA (0-1)

Year	Date	Site	Result
2010	Dec. 11	N*	L, 24-42

\* NCAA Division I FCS playoffs

### VMI (20-4-2)

Year	Date	Site	Result
1976	Sept. 18	A	W, 31-12
1978	Nov. 11	A	W, 31-10
1979	Oct. 13	H	L, 22-27
1980	Nov. 8	A	T, 16-16
1981	Oct. 17	H	T, 14-14
1982	Nov. 13	A	L, 14-31
1983	Sept. 17	H	W, 31-0
1984	Sept. 29	A	L, 16-20
1985	Nov. 2	H	W, 26-10
1986	Nov. 15	A	W, 19-6
1987	Sept. 19	H	W, 27-10
1988	Oct. 8	A	W, 34-20
1989	Oct. 7	H	W, 34-0
1990	Nov. 10	A	W, 17-0
1991	Sept. 14	H	W, 24-19
1992	Oct. 17	A	W, 27-12
1993	Nov. 20	A	W, 35-21
1994	Nov. 19	H	L, 23-26 (OT)
1995	Nov. 4	A	W, 26-24
1996	Nov. 23	H	W, 26-14
1997	Nov. 8	A	W, 42-7
1998	Nov. 7	H	W, 51-0
1999	Nov. 6	A	W, 34-7
2000	Nov. 4	H	W, 52-0
2001	Nov. 3	A	W, 27-17
2002	Nov. 9	H	W, 54-13

### VIRGINIA TECH (0-4)

Year	Date	Site	Result
1979	Sept. 15	A	L, 32-41
1981	Oct. 24	A	L, 12-34





1982	Oct. 23	A	L, 0-34
2011	Sept. 3	A	L, 13-66

**WAKE FOREST (7-15-1)**

Year	Date	Site	Result
1975	Sept. 20	A	W, 19-17
1979	Sept. 8	A	L, 22-30
1980	Nov. 22	A	L, 16-28
1981	Oct. 3	A	L, 14-15
1982	Sept. 25	A	L, 22-31
1983	Sept. 3	A	W, 27-25
1984	Sept. 15	A	L, 13-17
1985	Sept. 28	A	L, 21-24
1986	Sept. 6	A	L, 13-21
1987	Sept. 26	A	L, 12-16
1988	Nov. 19	A	T, 34-34
1989	Sept. 9	A	W, 15-10
1990	Sept. 8	A	L, 12-23
1991	Oct. 5	A	W, 17-3
1992	Sept. 12	A	L, 17-10
1993	Sept. 18	A	L, 3-20
1994	Sept. 10	A	L, 10-12
1995	Aug. 31	A	W, 24-22
1996	Aug. 29	A	L, 13-19
1998	Oct. 3	A	W, 30-27 (OT)
2000	Aug. 31	A	W, 20-16
2001	Sept. 8	A	L, 10-20
2017	Sept. 23	H	L, 19-20

**WEST CHESTER STATE (Pa.) (0-1)**

Year	Date	Site	Result
1948	Nov. 20	N *	L, 2-7

\*Burley Bowl (Johnson City, Tenn.)

**WEST LIBERTY (1-1)**

Year	Date	Site	Result
1930	Oct. 25	H	W, 14-13
1950	Dec. 9	N *	L, 26-28

\*Pythian Bowl (Salisbury, N.C.)

**WEST VIRGINIA TECH (1-0)**

Year	Date	Site	Result
2001	Nov. 17	H	W, 64-14

**WESTERN CAROLINA (58-18-1)**

Year	Date	Site	Result
1933	Oct. 14	A	W, 15-0
1934	Oct. 13	H	W, 6-0
1935	Oct. 26	A	W, 12-0
1936	Oct. 17	H	W, 20-2
1937	Nov. 6	A	W, 14-0
1938	Oct. 29	H	W, 27-0
1939	Oct. 13	H	W, 54-7
1940	Oct. 11	H	W, 40-8
1941	Oct. 11	H	W, 35-0
1946	Nov. 9	A	W, 42-6
1947	Nov. 8	H	W, 20-0
1948	Sept. 25	N #	W, 14-13
1949	Sept. 24	H	L, 6-13
1950	Sept. 23	A	W, 13-6
1951	Sept. 22	H	W, 26-6
1952	Sept. 20	N #	W, 20-12
1953	Sept. 26	H	W, 7-0
1954	Sept. 18	A	W, 27-7
1955	Sept. 14	H	L, 6-7
1956	Sept. 15	N #	W, 19-7
1957	Sept. 28	H	W, 25-0
1958	Sept. 7	A	L, 22-32
1959	Sept. 26	H	W, 14-12
1960	Sept. 24	A	W, 22-6
1961	Sept. 23	N #	W, 25-12
1962	Sept. 22	N #	T, 6-6
1963	Sept. 28	H	W, 14-3
1964	Sept. 26	A	W, 27-10
1965	Sept. 25	H	L, 0-7
1966	Sept. 24	A	W, 35-33
1967	Sept. 23	H	L, 0-21
1968	Sept. 28	A	W, 28-14
1969	Sept. 27	H	L, 7-35
1970	Sept. 26	A	W, 17-10
1971	Sept. 25	H	L, 0-26
1972	Nov. 18	A	L, 21-35
1973	Sept. 22	A	L, 14-23
1974	Sept. 28	H	L, 17-21
1975	Nov. 15	A	L, 11-20
1976	Oct. 2	H	W, 24-17
1977	Nov. 19	A	L, 14-44
1978	Nov. 18	A	W, 39-13
1979	Sept. 22	H	W, 35-27
1980	Nov. 1	H	W, 27-24

1981	Nov. 21	A	L, 10-21
1982	Nov. 20	H	L, 24-26
1983	Nov. 19	A	L, 15-41
1984	Oct. 6	H	L, 7-34
1985	Nov. 9	A	W, 27-14
1986	A 30	H	W, 17-13
1987	Nov. 21	A	W, 33-13
1988	Nov. 5	H	W, 42-21
1989	Nov. 18	A	W, 31-20
1990	Oct. 20	H	W, 27-9
1991	Nov. 16	A	W, 24-14
1992	Nov. 21	H	W, 14-12
1993	Nov. 13	H	W, 20-16
1994	Nov. 12	A	W, 12-7
1995	Nov. 11	H	W, 28-3
1996	Nov. 16	A	W, 24-17
1997	Nov. 15	H	W, 13-9
1998	Nov. 21	A	L, 6-23
1999	Nov. 13	H	W, 34-10
2000	Nov. 11	A	W, 35-28
2001	Nov. 10	H	W, 34-24
2002	Nov. 16	A	W, 24-14
2003	Nov. 15	H	W, 26-18
2004	Nov. 13	A	L, 27-30
2005	Nov. 12	H	W, 35-7
2006	Nov. 11	A	W, 31-9
2007	Nov. 10	H	W, 79-35
2008	Nov. 22	A	W, 35-10
2009	Nov. 21	H	W, 19-14
2010	Oct. 23	A	W, 37-14
2011	Nov. 12	H	W, 46-14
2012	Oct. 27	A	W, 38-27
2013	Nov. 23	H	W, 48-27

# Asheville, N.C.

**WESTERN ILLINOIS (1-0)**

Year	Date	Site	Result
2010	Dec. 4	H	W, 42-14

**WESTERN KENTUCKY (4-2)**

Year	Date	Site	Result
1972	Sept. 9	A	W, 7-6
1973	Sept. 8	H	L, 7-42
1984	Sept. 8	A	W, 17-16
1985	Sept. 14	H	W, 31-14
2000	Dec. 2	A *	W, 17-14
2021	Dec. 18	N #	L, 38-59

\* NCAA Division I-AA playoffs

# Boca Raton Bowl (Boca Raton, Fla.)

**WILKESBORO (1-0)**

Year	Date	Site	Result
1928	Oct. 6	A	W, 6-0

**WILLIAM & MARY (1-2)**

Year	Date	Site	Result
1976	Nov. 6	A	L, 22-23
1979	Nov. 10	H	L, 0-9
2001	Dec. 1	H *	W, 40-27

\* NCAA Division I-AA playoffs

**WOFFORD (18-12)**

Year	Date	Site	Result
1960	Nov. 12	A	L, 14-23
1963	Sept. 14	A	L, 14-21
1964	Oct. 31	H	W, 10-0

1965	Oct. 30	A	L, 14-22
1966	Oct. 29	H	W, 14-12
1967	Oct. 28	A	L, 24-27
1968	Nov. 2	H	W, 47-28
1969	Nov. 1	A	L, 21-35
1970	Nov. 14	H	L, 13-37
1971	Oct. 30	A	L, 16-26
1973	Oct. 20	H	W, 28-21
1976	Sept. 25	H	W, 42-0
1978	Sept. 9	H	W, 35-14
1997	Oct. 25	A	W, 26-21
1998	Oct. 24	H	W, 31-6
1999	Oct. 23	A	W, 21-20
2000	Oct. 21	H	W, 42-16
2001	Oct. 20	A	W, 34-23
2002	Oct. 26	H	L, 19-26
2003	Oct. 25	A	L, 14-24
2004	Oct. 23	H	W, 38-17
2005	Oct. 22	A	W, 49-17
2006	Oct. 14	H	W, 14-7
2007	Sept. 22	A	L, 31-42
2008	Oct. 31	H	W, 70-24
2009	Oct. 17	A	W, 44-34
2010	Nov. 13	H	W, 43-13
2011	Oct. 1	A	L, 14-28
2012	Oct. 20	H	L, 28-38
2013	Nov. 16	A	W, 33-21

**WYOMING (1-1)**

Year	Date	Site	Result
2004	Sept. 4	A	L, 7-53
2015	Oct. 3	H	W, 31-13

**YOUNGSTOWN STATE (1-0)**

Year	Date	Site	Result
2006	Dec. 9	H *	W, 49-24

\* NCAA Division I FCS playoffs



Freshman Brian Quick caught four passes for 172 yards and three touchdowns in App State's nationally televised 70-24 romp over Wofford in 2008.



AMERICAN (25-12)

Table listing American Conference results: Charlotte (3-0), Connecticut (0-0), East Carolina (20-12), Florida Atlantic (0-0), Memphis (0-0), Navy (0-0), North Texas (1-0), Rice (0-0), SMU (0-0), Temple (0-0), Tulane (0-0), Tulsa (0-0), UAB (1-0), USF (0-0), UTSA (0-0), Totals (25-12)

ATLANTIC COAST (8-34-1)

Table listing Atlantic Coast Conference results: Boston College (0-0), Clemson (0-5), Duke (0-0), Florida State (0-0), Georgia Tech (0-0), Louisville (0-0), Miami (Fla.) (0-2), North Carolina (1-2), NC State (0-6), Pittsburgh (0-0), Syracuse (0-0), Virginia (0-0), Virginia Tech (0-4), Wake Forest (7-15-1), Totals (8-34-1)

BIG 12 (0-1)

Table listing Big 12 Conference results: Baylor (0-0), Brigham Young (0-0), Cincinnati (0-0), Houston (0-0), Iowa State (0-0), Kansas (0-1), Kansas State (0-0), Oklahoma (0-0), Oklahoma State (0-0), Texas (0-0), TCU (0-0), Texas Tech (0-0), UCF (0-0), West Virginia (0-0), Totals (0-1)

BIG TEN (1-2)

Table listing Big Ten Conference results: Indiana (0-0), Illinois (0-0), Iowa (0-0), Maryland (0-0), Michigan (1-1), Michigan State (0-0), Minnesota (0-0), Nebraska (0-0), Northwestern (0-0), Ohio State (0-0), Penn State (0-1), Purdue (0-0), Rutgers (0-0), Wisconsin (0-0), Totals (1-2)

CONFERENCE USA (15-7)

Table listing Conference USA results: Florida International (0-0), Jacksonville State (0-0), Liberty (7-3), Louisiana Tech (0-0), Middle Tennessee (2-2), New Mexico State (2-0), Sam Houston (0-0), UTEP (0-0), Western Kentucky (4-2), Totals (15-7)

INDEPENDENT (1-1)

Table listing Independent Conference results: Army (0-0), Massachusetts (1-1), Notre Dame (0-0), Totals (1-1)

MID-AMERICAN (4-2)

Table listing Mid-American Conference results: Akron (1-0), Ball State (0-2), Bowling Green (0-0), Buffalo (0-0), Central Michigan (0-0), Eastern Michigan (0-0), Kent State (0-0), Miami (Ohio) (0-0), Northern Illinois (0-0), Ohio (1-0), Toledo (2-0), Western Michigan (0-0), Totals (4-2)

MOUNTAIN WEST (1-3)

Table listing Mountain West Conference results: Air Force (0-0), Boise State (0-1), Colorado State (0-0), Fresno State (0-0), Hawaii (0-1), Nevada (0-0), New Mexico (0-0), San Diego State (0-0), San Jose State (0-0), UNLV (0-0), Utah State (0-0), Wyoming (1-1), Totals (1-3)

PAC-12 (0-0)

Table listing Pac-12 Conference results: Arizona (0-0), Arizona State (0-0), California (0-0), Colorado (0-0), Oregon (0-0), Oregon State (0-0), Stanford (0-0), UCLA (0-0), USC (0-0), Utah (0-0), Washington (0-0), Washington State (0-0), Totals (0-0)

SEC (3-15)

Table listing SEC Conference results: Alabama (0-0), Arkansas (0-0), Auburn (0-1), Florida (0-1), Georgia (0-2), Kentucky (0-0), LSU (0-2), Mississippi State (0-0), Missouri (0-0), Ole Miss (0-0), South Carolina (2-8), Tennessee (0-1), Texas A&M (1-0), Vanderbilt (0-0), Totals (3-15)

SUN BELT (103-45-1)

Table listing Sun Belt Conference results: Arkansas State (4-1), Coastal Carolina (7-2), Georgia Southern (20-16-1), Georgia State (9-0), James Madison (12-5), Louisiana (8-3), Marshall (15-10), Old Dominion (3-0), South Alabama (4-1), Southern Miss (1-2), Texas State (6-1), Troy (8-3), ULM (6-1), Totals (103-45-1)





**RUSHING YARDS — GAME**

317	Cameron Peoples-22 att.	N. Texas (bowl)	2020
313	Armani Edwards-31 att.	Richmond	2007
291	Armani Edwards-21 att.	The Citadel	2007
267	Ritchie Melchor-36 att.	Chattanooga	1989
264	DeAndre Presley-16 att.	Western Illinois	2010
259	Jack Groce-27 att.	Newberry	1951
257	Jalin Moore-29 att.	Akron	2016
250	Marcus Cox- 29 att.	Georgia State	2014
245	Steven Miller-34 att.	Western Carolina	2012
245	John Settle-34 att.	Furman	1986
244	Jalin Moore-27 att.	Idaho	2015
244	Shirley Gabriel-31 att.	Emory & Henry	1953

**RUSHING YARDS — SEASON**

1,676	Kevin Richardson	302 att.	2006
1,661	John Settle	317 att.	1986
1,588	Armani Edwards	237 att.	2007
1,480	Darrynton Evans	255 att.	2019
1,466	Damon Scott	286 att.	1996
1,433	Kevin Richardson	266 att.	2005
1,423	Marcus Cox	243 att.	2015
1,415	Marcus Cox	255 att.	2014
1,402	Jalin Moore	237 att.	2016
1,374	Devon Moore	256 att.	2009
1,368	Steven Miller	239 att.	2012
1,348	Kevin Richardson	258 att.	2007
1,340	John Settle	254 att.	1985
1,336	David Neeld	235 att.	1970
1,258	Ritchie Melchor	227 att.	1989
1,256	Damon Scott	243 att.	1995
1,250	Marcus Cox	245 att.	2013
1,187	Darrynton Evans	197 att.	2018
1,153	Armani Edwards	188 att.	2006
1,129	John Hollar	167 att.	1947
<b>1,126</b>	<b>Nate Noel</b>	<b>199 att.</b>	<b>2021</b>
1,124	Cameron Peoples	168 att.	2020
1,102	Herman Bryson	171 att.	1948
1,062	Chip Hooks	190 att.	1991
1,039	DeAndre Presley	162 att.	2010
1,037	Jalin Moore	183 att.	2017
1,015	Marcus Cox	158 att.	2016
1,009	Jimmy Watkins	161 att.	2001

**RUSHING YARDS — CAREER**

5,103	Marcus Cox	901 att.	2013-16
4,804	Kevin Richardson	897 att.	2004-07
4,409	John Settle	891 att.	1983-86
4,361	Armani Edwards	755 att.	2006-09
3,800	Damon Scott	745 att.	1993-96
3,570	Jalin Moore	519 att.	2015-18
3,472	Chip Hooks	676 att.	1991-94
2,918	Ritchie Melchor	568 att.	1986-89
2,884	Darrynton Evans	482 att.	2016-19
2,830	Cameron Peoples	455 att.	2018-22
2,674	Devon Moore	546 att.	2006-10
2,585	Emmitt Hamilton	447 att.	1974-77
2,401	Alvin Parker	463 att.	1980-83
<b>2,240</b>	<b>Nate Noel</b>	<b>368 att.</b>	<b>2020-</b>
2,216	Marcus Williams Jr.	400 att.	2016-20
2,159	Dwight Kerr	509 att.	1966-69
2,068	Jerry Beard	454 att.	2000-02

**RUSHING ATTEMPTS — GAME**

43	John Settle-193 yds.	Marshall	1986
42	Damon Scott-154 yds.	Chattanooga	1996
40	Marcus Cox-229 yds.	Arkansas State	2014
39	Jalin Moore-257 yds.	Akron	2016
39	Damon Scott-194 yds.	W. Carolina	1996
38	Damon Scott-155 yds.	W. Carolina	1994
37	John Settle-236 yds.	Nicholls State	1986
37	John Settle-189 yds.	Chattanooga	1986
37	John Settle-203 yds.	Wake Forest	1986
37	Alvin Parker-222 yds.	Marshall	1983
36	Marcus Cox-151 yds.	UL Lafayette	2014
36	Chip Hooks-158 yds.	Western Carolina	1991
36	Ritchie Melchor-267 yds.	Chattanooga	1989

**RUSHING ATTEMPTS — SEASON**

317	John Settle	1,661 yds.	1986
302	Kevin Richardson	1,676 yds.	2006
286	Damon Scott	1,466 yds.	1996
266	Kevin Richardson	1,443 yds.	2005
258	Kevin Richardson	1,348 yds.	2007
256	Devon Moore	1,347 yds.	2009
255	Marcus Cox	1,415 yds.	2014
254	John Settle	1,340 yds.	1985
245	Marcus Cox	1,250 yds.	2013
243	Marcus Cox	1,423 yds.	2015

**RUSHING ATTEMPTS — CAREER**

901	Marcus Cox	5,103 yds.	2013-2016
897	Kevin Richardson	4,804 yds.	2004-07
891	John Settle	4,409 yds.	1983-86
755	Armani Edwards	4,361 yds.	2006-09
745	Damon Scott	3,800 yds.	1993-96



Marcus Cox

676	Chip Hooks	3,472 yds.	1991-94
582	Jalin Moore	3,570 yds.	2015-18
568	Ritchie Melchor	2,918 yds.	1986-89
546	Devon Moore	2,674 yds.	2006-10
509	Dwight Kerr	2,159 yds.	1966-69
482	Darrynton Evans	2,884 yds.	2016-19
464	Richie Williams	2,611 yds.	2002-05

**RUSHING TOUCHDOWNS — GAME**

5	Cameron Peoples	N. Texas (bowl)	2020
5	John Settle	Davidson	1986

**RUSHING TOUCHDOWNS — SEASON**

30	Kevin Richardson	2006
21	Armani Edwards	2007
20	John Settle	1986
19	Marcus Cox	2014
19	Devon Moore	2009
19	Kevin Richardson	2005
18	Darrynton Evans	2019
18	Armani Edwards	2009
16	Kevin Richardson	2007
15	Armani Edwards	2006
15	Marcus Cox	2013

**RUSHING TOUCHDOWNS — CAREER**

66	Kevin Richardson	2004-07
65	Armani Edwards	2006-09
52	Marcus Cox	2013-16
43	John Settle	1983-86
40	Devon Moore	2006-10
38	Damon Scott	1993-96
33	Cameron Peoples	2018-22
33	Jalin Moore	2015-18
25	Darrynton Evans	2016-19
25	DeAndre Presley	2008-11
24	Alvin Parker	1980-83
23	Taylor Lamb	2014-17
23	Scott Satterfield	1992-95
22	Richie Williams	2002-05
22	D.J. Campbell	1989-92

**LONGEST RUSHES**

98	Clayton Deskins	Bluefield State	1971
90	Emmitt Hamilton	Marshall	1977
89	DeAndre Presley	Western Illinois	2010
88	John Settle	Furman	1986
87	Darrynton Evans	Charlotte	2019
86	John Settle	The Citadel	1985
86	Hal Queen	Catawba	1969
85	Emmitt Hamilton	South Carolina	1977
84	Ricky Ferguson	Georgia State	2014
84	Devin Radford	Furman	2008
81	Jalin Moore	Gardner-Webb	2018
81	Karim Razzak	Western Carolina	1999

**RUSHING YARDS PER GAME — SEASON**

151.0	John Settle	1,661/11g	1986
144.4	Armani Edwards	1,588/11g	2007
133.6	David Neeld	1,336/10g	1970
133.3	Damon Scott	1,466/11g	1996
121.8	John Settle	1,340/11g	1985

**RUSHING YARDS PER GAME — CAREER**

113.4	Marcus Cox	5,103/45g	2013-16
102.5	John Settle	4,645/44g	1983-86
95.0	Damon Scott	3,800/40g	1993-96
86.8	Chip Hooks	3,472/40g	1991-94
85.8	Kevin Richardson	4,804/56g	2004-07
85.0	Jalin Moore	3,570/42g	2015-18



Kevin Richardson

**RUSHING YDS PER ATTEMPT — GAME (MIN. 25 ATT)**

10.1	Armani Edwards-313/31	Richmond	2007
9.6	Jack Groce-259/27	Newberry	1951

**RUSHING YDS PER ATT. — SEASON (MIN. 150 ATT.)**

6.8	John Hollar	1,129/176 att.	1947
6.7	Armani Edwards	1,588/237 att.	2007
6.7	Cameron Peoples	1,124/168 att.	2020
6.6	Darrynton Evans	1,187/179 att.	2018
6.4	DeAndre Presley	1,039/162 att.	2010
6.3	Emmitt Hamilton	961/153 att.	1977
6.3	Jimmy Watkins	1,009/161 att.	2001

**RUSHING YDS PER ATT. — CAREER (MIN. 300 ATT.)**

6.22	Cameron Peoples	2,830/455	2018-22
6.13	Jalin Moore	3,570/582	2015-18
6.08	Taylor Lamb	2,008/330	2014-17
6.0	Darrynton Evans	2,884/482	2016-19
5.9	Scott McConnell	1,904/325	1975-78
5.8	Emmitt Hamilton	2,585/447	1974-77
5.8	Armani Edwards	4,361/755	2006-09

**MOST 100-YARD RUSHING GAMES — SEASON**

10	John Settle	1986
----	-------------	------

**MOST 100-YARD RUSHING GAMES — CAREER**

29	Marcus Cox	2013-16
22	John Settle	1983-86
20	Damon Scott	1993-96
19	Kevin Richardson	2004-07
18	Armani Edwards	2006-09
17	Jalin Moore	2015-18
15	Chip Hooks	1991-94

**CONSECUTIVE 100-YARD RUSH GAMES — SEASON**

9	John Settle	1986
---	-------------	------

**RUSHING YARDS BY A QUARTERBACK — GAME**

313	Armani Edwards-31 att.	Richmond	2007
291	Armani Edwards-21 att.	The Citadel	2007
264	DeAndre Presley-16 att.	Western Illinois	2010
220	Armani Edwards-29 att.	Georgia Southern	2007
172	Armani Edwards-19 att.	Coastal Carolina	2006
170	DeAndre Presley-23 att.	Elon	2010
160	Gerard Hardy-17 att.	Furman	1995
157	Armani Edwards-33 att.	Georgia Southern	2008
157	Armani Edwards-25 att.	Chattanooga	2007
156	DeAndre Presley-25 att.	Western Carolina	2008

**RUSHING YARDS BY A QUARTERBACK — SEASON**

1,588	Armani Edwards	237 att.	2007
1,153	Armani Edwards	188 att.	2006
1,039	DeAndre Presley	162 att.	2010
941	Armani Edwards	193 att.	2008
936	Richie Williams	164 att.	2005

**RUSHING YARDS BY A QUARTERBACK — CAREER**

4,361	Armani Edwards	755 att.	2006-09
2,008	Taylor Lamb	330 att.	2014-17
1,629	DeAndre Presley	304 att.	2008-11
1,621	Scott Satterfield	426 att.	1992-95
1,611	Richie Williams	464 att.	2002-05

**CONSECUTIVE RUSHES W/O A FUMBLE — GAME**

43	John Settle	Marshall	1986
----	-------------	----------	------

**CONSECUTIVE RUSHES W/O A FUMBLE — SEASON**

255	Darrynton Evans	2019
234	John Settle	1985

**CONSECUTIVE RUSHES W/O A FUMBLE — CAREER**

482	Darrynton Evans	2016-19
454	John Settle	1983-86

**RUSHING YARDS IN A SEASON BY CLASS**

<b>Freshman</b>	1,250	Marcus Cox	245 att.	2013
<b>Sophomore</b>	1,588	Armani Edwards	237 att.	2007
<b>Junior</b>	1,676	Kevin Richardson	302 att.	2006
<b>Senior</b>	1,661	John Settle	317 att.	1986

**NCAA STATISTICAL POLICY**

Before 2002, postseason games were not included in NCAA final football statistics or records. Despite the NCAA policy, App State previously recognized statistics from all games — regular season and postseason — in its single-season and career records. However, in order to maintain consistency with NCAA records, beginning in 2006, App State readjusted its single-season and career records, eliminating statistics compiled in 19 NCAA Division I-AA playoff games played before 2002. Many thanks to former associate sports information director Ty Patton for his assistance in this task.



RUSHING RECORDS

150-YARD RUSHING GAMES

Table with columns: Rank, Date, Player, Opponent, Yards, Att. Lists 150-yard rushing games from 1920 to 2022.

YEAR-BY-YEAR RUSHING LEADERS

Table with columns: Year, Player, Att., Yds., Avg., TD. Lists rushing leaders for each year from 1957 to 2022.





**Brian Quick**



**Andrew Peacock**



**DaVon Fowlkes**

RECEIVING RECORDS

**PASS RECEPTIONS — GAME**

17	DaVon Fowlkes	280	Elon	2004
15	DaVon Fowlkes	202	Wofford	2004
14	DaVon Fowlkes	148	Furman	2004
14	Rick Beasley	136	Marshall	1979
13	Sean Price	167	Illinois State	2012
13	Bob Agle	180	Emory & Henry	1968
12	Andrew Peacock	90	Georgia	2013
12	DaVon Fowlkes	236	Chattanooga	2004
12	Gerard Hardy	123	Liberty	1997
11	Thomas Hennigan	140	Troy	2019
11	Tony Washington	101	N.C. A&T	2013
11	Andrew Peacock	93	N.C. A&T	2013
11	Andrew Peacock	79	Illinois State	2012
11	Andrew Peacock	130	Furman	2012
11	Brian Quick	150	Elon	2011
11	Brian Quick	113	N.C. A&T	2011
11	DaVon Fowlkes	171	E. Kentucky	2004
11	Troy Albea	177	Montana	2000
11	Joey Gibson	114	Clemson	1997
11	Ray Gama	100	James Madison	1991
11	Rick Beasley	155	Furman	1978
11	Bob Agle	150	W. Carolina	1968

**PASS RECEPTIONS — SEASON**

103*	DaVon Fowlkes	1,618 yds.	2004
85	Matt Cline	981 yds.	2009
81	Sean Price	1,196 yds.	2012
79	Andrew Peacock	795 yds.	2012
78	Andrew Peacock	706 yds.	2013
74	Rick Beasley	1,205 yds.	1979
71	Brian Quick	1,096 yds.	2011
68	Bob Agle	1,084 yds.	1968
64	Tony Washington	939 yds.	2013
64	William Mayfield	1,129 yds.	2006

\* NCAA champion

**PASS RECEPTIONS — CAREER**

242	Thomas Hennigan^	3,124 yds.	2017-21
208	Andrew Peacock	2,108 yds.	2010-13
202	Brian Quick	3,418 yds.	2007-11
200	DaVon Fowlkes	2,960 yds.	2001-04
190	Malik Williams^	2,382 yds.	2017-21
178	Rick Beasley	3,124 yds.	1978-80
151	Matt Cline	1,732 yds.	2006-10
146	Corey Sutton	2,278 yds.	2018-21
146	Bob Agle	2,151 yds.	1965-68
140	CoCo Hillary	1,906 yds.	2007-10
139	Tony Washington	1,837 yds.	2010-13
134	Daryl Skinner	1,942 yds.	1997-99
132	Kevin Richardson	1,300 yds.	2004-07

^ Played 5 full seasons because of 2020 COVID allowance

**PASS RECEPTION YARDS — GAME**

280	DaVon Fowlkes-17 rec.	Elon	2004
261	Bob Agle-10 rec.	Wofford	1968
236	DaVon Fowlkes-12 rec.	Chattanooga	2004
231	Sean Price-7 rec.	Georgia Southern	2012
231	Rick Beasley-9 rec.	James Madison	1980
220	Rick Beasley-9 rec.	E. Tenn. State	1980
206	Malik Williams-10 rec.	Coastal Carolina	2021
202	DaVon Fowlkes-15 rec.	Wofford	2004
195	William Mayfield-7 rec.	Chattanooga	2006
191	DaVon Fowlkes-8 rec.	N'Western St.	2004
186	Jalen Virgil-5 rec.	Coastal Carolina	2017

**PASS RECEPTION YARDS — SEASON**

1,618*	DaVon Fowlkes	103 rec.	2004
1,205	Rick Beasley	74 rec.	1979
1,196	Sean Price	81 rec.	2012
1,129	William Mayfield	64 rec.	2006
1,096	Brian Quick	71 rec.	2011
1,084	Bob Agle	68 rec.	1968
982	Brian Quick	61 rec.	2009
981	Matt Cline	85 rec.	2009
971	Rick Beasley	60 rec.	1978

\* NCAA champion

**PASS RECEPTION YARDS — CAREER**

3,418	Brian Quick	202 rec.	2007-11
3,124	Thomas Hennigan^	242 rec.	2017-21
3,124	Rick Beasley	178 rec.	1978-80
2,960	DaVon Fowlkes	200 rec.	2001-04
2,382	Malik Williams^	190 rec.	2017-21
2,278	Corey Sutton	146 rec.	2018-21
2,151	Bob Agle	146 rec.	1965-68
2,108	Andrew Peacock	208 rec.	2010-13
1,942	Daryl Skinner	134 rec.	1997-99
1,906	CoCo Hillary	140 rec.	2007-10
1,732	Matt Cline	151 rec.	2006-10
1,846	Dexter Jackson	110 rec.	2004-07
1,837	Tony Washington	139 rec.	2010-13

^ Played 5 full seasons because of 2020 COVID allowance

**AVG YDS PER RECEPTION — GAME (MIN. 4 REC.)**

43.0	Brian Quick (4-172)	Wofford	2008
37.2	Jalen Virgil (5-186)	Coastal Carolina	2017
35.5	Alonzo Upshur (4-142)	E. Tenn. State	1983
34.3	Alvin Ray (4-137)	VMI	1979
33.8	Alonzo Upshur (4-135)	Gardner-Webb	1983
33.0	Sean Price (7-231)	Georgia Southern	2012
31.5	Jermame Little (4-126)	Wofford	2001
31.0	Kevin Burton (4-124)	The Citadel	1993
30.1	Daniel Wilcox (4-123)	Wofford	2000
30.0	Daryl Skinner (4-120)	Furman	1998
29.8	Brian Quick (4-119)	Georgia So.	2011

**AVG YDS PER RECEPTION — SEASON (MIN. 20 REC.)**

26.3	Richard Agle	23-604	1972
23.1	Alonzo Upshur	35-809	1983
22.9	Dexter Jackson	30-688	2007
21.6	Brian Quick	23-496	2008
21.6	Rick Beasley	44-948	1980
19.4	Otis Smith	28-543	1996

**18.2 Christian Horn 33-600 2022**

18.2	Jalen Virgil	20-364	2017
18.0	Brian Quick	47-844	2010
17.8	Dwight Gates	26-462	1972
17.6	Corey Sutton	44-773	2018
17.6	William Mayfield	64-1,129	2006
17.6	Troy Douglas	20-351	1984

**AVG YDS PER RECEPTION — CAREER (MIN. 75 REC.)**

17.6	Rick Beasley	178-3,124	1978-80
16.9	Brian Quick	202-3,418	2007-11

**TOUCHDOWN RECEPTIONS — GAME**

4	Thomas Hennigan	Louisiana	2017
4	DaVon Fowlkes	N'Western St.	2004
4	Bob Agle	Wofford	1968

**TOUCHDOWN RECEPTIONS — SEASON**

14	DaVon Fowlkes	2004
13	Bob Agle	1968
12	Rick Beasley	1979
11	Brian Quick	2011
10	Corey Sutton	2018
9	Brian Quick	2010
8	Ike Lewis	2017
8	Barrett Burns	2015
8	Sean Price	2012
8	Dexter Jackson	2007
8	Daniel Bettis	2005
8	Troy Albea	2000
8	Richard Agle	1972

**TOUCHDOWN RECEPTIONS — CAREER**

31	Brian Quick	2007-11
25	Bob Agle	1965-68
24	Corey Sutton	2018-21
23	Thomas Hennigan^	2017-21
23	Rick Beasley	1978-80
22	DaVon Fowlkes	2001-04
17	Malik Williams^	2017-21
17	Dexter Jackson	2004-07
14	Barrett Burns	2013-16
14	Ben Jordan	2008-11
14	Daniel Bettis	2002-06
13	Simms McElfresh	2012-15
12	Troy Albea	1999-2000
11	Henry Pearson^	2018-22
11	Jalen Virgil^	2017-21
11	Collin Reed	2016-19
11	Ike Lewis	2014-17
11	CoCo Hillary	2007-10
11	Hans Batichon	2004-07
11	Daryl Skinner	1997-99

^ Played 5 full seasons because of 2020 COVID allowance

**LONGEST RECEPTIONS (RECEIVER-PASSER)**

95*	Otis Smith-Scott Satterfield	W. Carolina	1994
90	Corey Sutton-Zac Thomas	Charlotte	2018
89	DaVon Fowlkes-Richie Williams	N'Western St.	2004
89	DaVon Fowlkes-Richie Williams	Chattanooga	2004
88	DaVon Fowlkes-Richie Williams	Wofford	2003
85	Alonzo Upshur-Randy Joyce	James Madison	1983
84	T.J. Watkins-Taylor Lamb	Wake Forest	2017
83	Jalen Virgil-Taylor Lamb	C. Carolina	2017
83	Andrew Layton-Joe Burchette	Chattanooga	2001
83	J.K. Reaves-Mike Freeman	Gardner-Webb	1989
82	Devon Ford-Robby Price	East Carolina	1975
82	Pete Camelo-Steve Brown	Chattanooga	1979
80	Christian Horn-Chase Brice	The Citadel	2022
80	Christian Wells-Chase Brice	Georgia State	2021
80	Alvin Ray-Steve Brown	VMI	1979
80	Derek Jenkins-Randy Joyce	The Citadel	1981
80	Troy Albea-Daniel Jeremiah	W. Carolina	1999

\* Non-Scoring

**MOST 100-YARD RECEIVING GAMES — SEASON**


7	Sean Price	2012
7	Brian Quick	2011
7	DaVon Fowlkes	2004

**MOST 100-YARD RECEIVING GAMES — CAREER**

16	Rick Beasley	1978-80
13	Brian Quick	2008-11

**CONSECUTIVE 100-YARD REC. GAMES — SEASON**

4	Sean Price	2012
3	Corey Sutton	2021
3	Sean Price	2012
3	Shaedon Meadors	2016
3	Brian Quick	2011
3	DaVon Fowlkes	2004
3	Bob Agle	1968



Rick Beasley



Bob Agle

125-YARD RECEIVING GAMES

Table with 5 columns: Date, Player, Opponent, Yards, Rec. Lists 70 instances of 125-yard receiving games.

YEAR-BY-YEAR RECEIVING LEADERS

Table with 5 columns: Year, Player, Rec., Yards, Avg., TD. Lists receiving leaders from 1957 to 2022.





**PASSING YARDS — GAME**

433	Armani Edwards (29-41)	S.C. State	2008
427	Taylor Lamb (23-39)	Coastal Carolina	2017
415	Armani Edwards (27-34)	Wofford	2009
413	Richie Williams (40-45)	Furman	2004
410	Richie Williams (21-37)	Chattanooga	2004
408	Richie Williams (29-43)	Elon	2004
408	Steve Brown (26-38)	E. Tenn. State	1980
405	Richie Williams (31-40)	Wofford	2004
397	Taylor Lamb (20-31)	Liberty	2014
395	Chase Brice (40-53)	Texas State	2022
383	J. Londry-Jackson (21-34)	Ga. Southern	2012
381	Kameron Bryant (27-33)	Ga. Southern	2013

**PASSING YARDS — SEASON**

3,337	Chase Brice	242-390	2021
3,291	Armani Edwards	257-378	2009
3,278	Jamal Londry-Jackson	268-406	2012
3,109	Richie Williams	234-350	2004
2,921	Chase Brice	219-349	2022
2,902	Armani Edwards	196-306	2008
2,809	Richie Williams	211-338	2005
2,737	Taylor Lamb	206-337	2017
2,718	Zac Thomas	225-359	2019
2,713	Kameron Bryant	237-333	2013
2,631	DeAndre Presley	210-343	2010
2,550	Bake Baker	207-347	1997
2,537	Steve Brown	175-352	1980
2,387	Taylor Lamb	170-283	2015
2,381	Taylor Lamb	181-295	2014
2,330	Pat Murphy	145-275	1968
2,307	Steve Brown	147-287	1979
2,281	Taylor Lamb	197-325	2016
2,251	Armani Edwards	167-274	2006
2,189	Zac Thomas	186-291	2020
2,039	Zac Thomas	159-254	2018
2,017	Joe Burchette	166-294	2001

**PASSING YARDS — CAREER**

10,392	Armani Edwards	768-1,180	2006-09
9,786	Taylor Lamb	754-1,240	2014-17
7,759	Richie Williams	589-947	2002-05
6,979	Zac Thomas	576-914	2017-20
6,533	Steve Brown	437-848	1977-80
6,258	Chase Brice	461-739	2021-22
5,971	Jamal Londry-Jackson	490-765	2010-13
5,427	Joe Burchette	446-796	1999-2002
5,414	D.J. Campbell	476-904	1989-92
5,141	Pat Murphy	338-694	1965-68
5,114	Randy Joyce	449-845	1981-84
3,911	DeAndre Presley	318-522	2008-11
3,538	Bake Baker	275-460	1994-97

**PASS ATTEMPTS — GAME**

Att.	QB (Completions)	Opp.	Year
57	Bake Baker (37)	Liberty	1997
56	DeAndre Presley (31)	Villanova	2010
54	Armani Edwards (28)	Montana	2009
53	Chase Brice (40)	Texas State	2022
52	Randy Joyce (27)	Virginia Tech	1981
51	Zac Thomas (25)	Ga. Southern	2019
50	Bake Baker (29)	Clemson	1997
50	Randy Joyce (24)	W. Kentucky	1984
50	Taylor Lamb (26)	Wake Forest	2017
49	Joe Burchette (23)	Montana	2000
46	J. Londry-Jackson (32)	Furman	2012
46	J. Londry-Jackson (29)	Wofford	2012
45	J. Londry-Jackson (33)	Illinois State	2012
45	Richie Williams (40)	Furman	2004
45	Joe Burchette (29)	The Citadel	2002
45	Joe Burchette (21)	Furman	2001
45	Bake Baker (23)	Furman	1997
45	Steve Brown (22)	Wake Forest	1980

**PASS ATTEMPTS — SEASON**

406	Jamal Londry-Jackson	268 comp.	2012
390	Chase Brice	242 comp.	2021
378	Armani Edwards	257 comp.	2009
359	Zac Thomas	225 comp.	2019
352	Steve Brown	175 comp.	1980
350	Richie Williams	234 comp.	2004
349	Chase Brice	219 comp.	2022
347	Bake Baker	207 comp.	1997
343	DeAndre Presley	210 comp.	2010
338	Richie Williams	211 comp.	2005
337	Taylor Lamb	206 comp.	2017
333	Kameron Bryant	237 comp.	2013
325	Taylor Lamb	197 comp.	2016
306	Armani Edwards	196 comp.	2008
302	Randy Joyce	153 comp.	1984

**PASS ATTEMPTS — CAREER**

1,240	Taylor Lamb	754 comp.	2014-17
1,180	Armani Edwards	768 comp.	2006-09
947	Richie Williams	589 comp.	2002-05
914	Zac Thomas	576 comp.	2017-20
904	D.J. Campbell	476 comp.	1989-92
848	Steve Brown	437 comp.	1977-80
845	Randy Joyce	449 comp.	1981-84
796	Joe Burchette	466 comp.	1999-2002
765	Jamal Londry-Jackson	436 comp.	2010-13
739	Chase Brice	461 comp.	2021-22
694	Pat Murphy	338 comp.	1965-68
611	Todd Payton	308 comp.	1984-87

**PASS COMPLETIONS — GAME**

40	Chase Brice (53 att.)	Texas State	2022
40	Richie Williams (45 att.)	Furman	2004
37	Bake Baker (57 att.)	Liberty	1997
33	Kameron Bryant (43 att.)	Wofford	2013
33	J. Londry-Jackson (45 att.)	Illinois State	2012
32	J. Londry-Jackson (46 att.)	Furman	2012
31	DeAndre Presley (56 att.)	Villanova	2010
31	Richie Williams (40 att.)	Wofford	2004
29	J. Londry-Jackson (46 att.)	Wofford	2012
29	J. Londry-Jackson (44 att.)	Furman	2011
29	Armani Edwards (41 att.)	S.C. State	2008
29	Richie Williams (43 att.)	Elon	2004
29	Joe Burchette (45 att.)	The Citadel	2002
29	Bake Baker (50 att.)	Clemson	1997

**PASS COMPLETIONS — SEASON**

268	Jamal Londry-Jackson	406 att.	2012
257	Armani Edwards	378 att.	2009
242	Chase Brice	390 att.	2021
237	Kameron Bryant	333 att.	2013
234	Richie Williams	350 att.	2004
225	Zac Thomas	359 att.	2019
219	Chase Brice	349 att.	2022
211	Richie Williams	338 att.	2005
210	DeAndre Presley	343 att.	2010
207	Bake Baker	347 att.	1997
206	Taylor Lamb	337 att.	2017
197	Taylor Lamb	325 att.	2016
196	Armani Edwards	306 att.	2006
186	Zac Thomas	291 att.	2020
181	Taylor Lamb	295 att.	2014
175	Steve Brown	352 att.	1980

**PASS COMPLETIONS — CAREER**

768	Armani Edwards	1,180 att.	2006-09
754	Taylor Lamb	1,240 att.	2014-17
589	Richie Williams	947 att.	2002-05
576	Zac Thomas	916 att.	2017-20
490	Jamal Londry-Jackson	765 att.	2010-13
476	D.J. Campbell	904 att.	1989-92
466	Joe Burchette	796 att.	1999-2002
461	Chase Brice	739 att.	2021-22
449	Randy Joyce	845 att.	1981-84
437	Steve Brown	848 att.	1977-80
338	Pat Murphy	694 att.	1965-68
318	DeAndre Presley	522 att.	2008-11

**COMPLETION PERCENTAGE — GAME (MIN. 10 COMP.)**

1.000	Zac Thomas (14-14)	Charlotte	2018
.952	Logan Hallock (20-21)	W. Carolina	2012
.895	Armani Edwards (17-19)	Wofford	2008
.889*	Richie Williams (40-45)	Furman	2004
.875	Armani Edwards (21-24)	Elon	2009
.875	Armani Edwards (14-16)	Richmond	2007

\* NCAA Division I-AA/FCS record (min. 40 comp.)

**COMPLETION PERCENTAGE — SEASON (MIN. 100 COMP.)**

.712	Kameron Bryant	237-333	2013
.680	Armani Edwards	257-378	2009
.669	Richie Williams	234-350	2004
.667	Armani Edwards	148-222	2007
.660	Jamal Londry-Jackson	268-406	2012

**COMPLETION PERCENTAGE — CAREER (MIN. 250 COMP.)**

.692	Kameron Bryant	261-377	2012-14
.651	Armani Edwards	768-1,180	2006-09
.641	Jamal Londry-Jackson	490-765	2010-13
.630	Zac Thomas	576-914	2017-20
.624	Chase Brice	461-739	2021-22
.622	Richie Williams	589-947	2002-05
.609	DeAndre Presley	318-522	2008-11
.608	Taylor Lamb	754-1,240	2014-17

**CONSECUTIVE COMPLETIONS**

28	Richie Williams	Furman	2004
----	-----------------	--------	------

**TOUCHDOWN PASSES — GAME**

6	Chase Brice	North Carolina	2022
5	Taylor Lamb	Savannah State	2017
5	DeAndre Presley	The Citadel	2010
5	Armani Edwards	Wofford	2008
5	Richie Williams	N'Western St.	2004
5	Pat Murphy	Wofford	1968
5	Pat Murphy	Presbyterian	1967
4	Chase Brice	The Citadel	2022
4	Chase Brice	WKU (bowl)	2021
4	Chase Brice	ULM	2021
4	Zac Thomas	Troy	2020
4	Zac Thomas	Arkansas State	2020
4	Zac Thomas	Troy	2019
4	Zac Thomas	Georgia State	2019
4	Taylor Lamb	ULM	2017
4	Taylor Lamb	Louisiana	2017
4	Taylor Lamb	Texas State	2016
4	Taylor Lamb	Old Dominion	2015
4	Taylor Lamb	Arkansas State	2015
4	Jamal Londry-Jackson	Elon	2012
4	Jamal Londry-Jackson	Elon	2011
4	DeAndre Presley	Jacksonville	2010
4	Armani Edwards	S.C. State	2008
4	Armani Edwards	The Citadel	2008
4	Richie Williams	Chattanooga	2004
4	Richie Williams	E. Kentucky	2004
4	Richie Williams	Elon	2003
4	Joe Burchette	VMI	2002
4	Joe Burchette	W. Carolina	2000

**TOUCHDOWN PASSES — SEASON**

31	Taylor Lamb	2015
30	Armani Edwards	2008
28	Zac Thomas	2019
27	Chase Brice	2022
27	Chase Brice	2021
27	Taylor Lamb	2017
24	Richie Williams	2004
23	Pat Murphy	1968
21	Zac Thomas	2018
21	Jamal Londry-Jackson	2012
21	DeAndre Presley	2010
20	Zac Thomas	2020
20	Richie Williams	2005
18	Bake Baker	1997
17	Taylor Lamb	2014
17	Armani Edwards	2007

**TOUCHDOWN PASSES — CAREER**

90	Taylor Lamb	2014-17
79	Armani Edwards	2006-09
64	Zac Thomas	2017-20
59	Richie Williams	2002-05
54	Chase Brice	2021-22
46	Joe Burchette	1999-2002
46	Pat Murphy	1965-68

**PASSES HAD INTERCEPTED — GAME**

6	D.J. Campbell	Marshall	1990
5	Armani Edwards	Richmond	2008
5	Phil Cocciolletti	North Alabama	1973
5	Pat Murphy	Emory & Henry	1966

**PASSES HAD INTERCEPTED — SEASON**

16	Steve Brown	1979
15	Steve Brown, Randy Joyce	1980, 1981

**PASSES HAD INTERCEPTED — CAREER**

39	Pat Murphy	1965-68
36	Steve Brown	1977-80
34	Randy Joyce	1981-84

**PASSING YARDS PER GAME — SEASON**

310.9	Richie Williams	3,109/10g	2004
274.2	Armani Edwards	3,291/12g	2009
273.2	J. Londry-Jackson	3,278/12g	2012
243.4	Chase Brice	2,921/12g	2022
238.4	Chase Brice	3,337/14g	2021
233.0	Pat Murphy	2,330/10g	1968
231.8	Bake Baker	2,550/11g	1997

**PASSING YARDS PER GAME — CAREER**

240.7	Chase Brice	6,258/26g	2021-22
203.8	Armani Edwards	10,392/51g	2006-09
198.0	Steve Brown	6,533/33g	1977-80
191.9	Taylor Lamb	9,786/51g	2014-17
180.4	Richie Williams	7,759/43g	2002-05
168.5	Bake Baker	3,538/21g	1994-97
166.2	Zac Thomas	6,979/42g	2017-20
164.8	Kameron Bryant	2,976/18g	2013-14
161.1	Joe Burchette	6,609/41g	1999-02

**200-YARD PASSING GAMES — SEASON**

10	Jamal Londry-Jackson	2012
10	Armani Edwards	2009
9	Chase Brice	2021
9	Richie Williams	2004
8	Chase Brice	2022
8	Steve Brown	1980
7	Jamal Londry-Jackson	2011
7	Pat Murphy	1968
6	Zac Thomas	2020
6	Zac Thomas	2019
6	Taylor Lamb	2014
6	Kameron Bryant	2013
6	DeAndre Presley	2010
6	Armani Edwards	2008
6	Richie Williams	2005
6	Bake Baker	1997

**200-YARD PASSING GAMES — CAREER**

24	Armani Edwards	2006-09
21	Taylor Lamb	2014-17
18	Jamal Londry-Jackson	2010-13
18	Richie Williams	2002-05
17	Chase Brice	2021-22
17	Steve Brown	1977-80
16	Zac Thomas	2017-20
13	Joe Burchette	1999-2002

**CONSECUTIVE 200-YD PASS GAMES — SEASON**

7	Jamal Londry-Jackson	CIT-UM	2011
5	Kameron Bryant	FUR-WOF	2013
5	Jamal Londry-Jackson	UTC-WOF	2012
5	Armani Edwards	CIT-FUR	2009
5	Richie Williams	WYO-FUR	2004
4	Chase Brice	TROY-TXST	2022
4	Armani Edwards	ELON-MONT	2009
4	Richie Williams	WOF-WCU	2004
4	Joe Burchette	GSU-VMI	2002
4	Bake Baker	CIT-GSU	1997
4	Steve Brown	JMU-ETSU	1980
4	Steve Brown	CIT-FUR	1979

**300-YARD PASSING GAMES — SEASON**

6	Richie Williams	2004
5	Jamal Londry-Jackson	2012
5	Armani Edwards	2009
4	Taylor Lamb	2017
4	Armani Edwards	2008

**300-YARD PASSING GAMES — CAREER**

10	Armani Edwards	2006-09
8	Richie Williams	2002-05
7	Taylor Lamb	2014-



Armanti Edwards



Richie Williams

300-YARD PASSING GAMES

Date	Player	Opponent	Yards	Att.	Comp.
1) Nov. 29, 2008	Armanti Edwards	South Carolina State	433	41	29
2) Oct. 21, 2017	Taylor Lamb	Coastal Carolina	427	23	39
3) Oct. 17, 2009	Armanti Edwards	Wofford	415	34	27
4) Oct. 9, 2004	Richie Williams	Furman	413	45	40
5) Oct. 30, 2004	Richie Williams	Chattanooga	410	37	21
6) Nov. 6, 2004	Richie Williams	Elon	408	43	29
Sept. 27, 1980	Steve Brown	East Tennessee State	408	38	26
8) Oct. 23, 2004	Richie Williams	Wofford	405	40	31
9) Oct. 11, 2014	Taylor Lamb	Liberty	397	31	20
10) Oct. 8, 2022	Chase Brice	Texas State	395	40	53
11) Nov. 3, 2012	Jamal Londry-Jackson	Georgia Southern	383	34	21
12) Oct. 26, 2013	Kameron Bryant	Georgia Southern	381	27	33
13) Nov. 11, 2000	Joe Burchette	Western Carolina	379	37	25
14) Dec. 1, 2012	Jamal Londry-Jackson	Illinois State	373	45	33
15) Sept. 23, 2017	Taylor Lamb	Wake Forest	372	26	50
16) Nov. 22, 1997	Bake Baker	Liberty	370	57	37
17) Sept. 25, 2004	Richie Williams	Northwestern State	368	40	22
18) Oct. 31, 2008	Armanti Edwards	Wofford	367	19	17
Dec. 3, 2005	Richie Williams	Southern Illinois	367	28	20
20) Sept. 3, 2022	Chase Brice	North Carolina	361	25	36
Dec. 4, 2010	DeAndre Presley	Villanova	361	56	31
22) Sept. 28, 2002	Joe Burchette	The Citadel	357	45	29
23) Oct. 31, 2009	Armanti Edwards	Furman	355	36	25
24) Dec. 12, 2009	Armanti Edwards	Montana	353	54	28
25) Dec. 5, 1998	David Reaves	Northwestern State	349	39	23
26) Oct. 20, 2021	Chase Brice	Coastal Carolina	347	28	18
27) Oct. 4, 1997	Bake Baker	East Tennessee State	346	39	24
28) Nov. 2, 2002	Joe Burchette	Chattanooga	344	40	26
Nov. 2, 1968	Pat Murphy	Wofford	344	33	16
30) Sept. 30, 1978	Steve Brown	Furman	343	41	22
31) Sept. 4, 2010	DeAndre Presley	Chattanooga	340	29	22
32) Nov. 4, 2017	Taylor Lamb	ULM	339	20	29
33) Oct. 17, 1981	Randy Joyce	VMI	334	33	24
34) Nov. 10, 2012	Jamal Londry-Jackson	Furman	332	46	32
35) Nov. 23, 1996	Bake Baker	VMI	330	25	19
Nov. 19, 1988	Bobby Fuller	Wake Forest	330	33	21
37) Oct. 13, 1979	Steve Brown	VMI	328	38	19
38) Sept. 9, 2017	Taylor Lamb	Savannah State	327	12	15
39) Oct. 3, 2009	Armanti Edwards	The Citadel	327	29	22
40) Oct. 2, 2021	Chase Brice	Georgia State	326	28	20
Nov. 29, 2019	Zac Thomas	Troy	326	28	34
42) Dec. 6, 2008	Armanti Edwards	Richmond	323	41	26
43) Nov. 5, 2015	Taylor Lamb	Arkansas State	321	22	35
44) Oct. 24, 2009	Armanti Edwards	Georgia Southern	320	34	26
45) Sept. 11, 2004	Richie Williams	Eastern Kentucky	319	29	23
46) Dec. 9, 2000	Joe Burchette	Montana	318	49	23
47) Dec. 18, 2021	Chase Brice	WKU (bowl)	317	23	15
Sept. 15, 1979	Steve Brown	Virginia Tech	317	42	20
49) Oct. 10, 2015	Taylor Lamb	Georgia State	314	21	27
50) Nov. 5, 2011	Jamal Londry-Jackson	Furman	312	44	29
51) Oct. 7, 2006	Armanti Edwards	Chattanooga	311	14	12
52) Oct. 19, 2013	Kameron Bryant	Furman	307	32	40
Oct. 11, 2008	Armanti Edwards	Samford	307	29	22
54) Oct. 20, 2001	Joe Burchette	Wofford	306	25	20
55) Nov. 16, 2013	Kameron Bryant	Wofford	305	33	43
56) Oct. 6, 2012	Jamal Londry-Jackson	Elon	304	29	20
57) Oct. 17, 1998	David Reaves	Georgia Southern	302	37	21
Oct. 11, 1997	Bake Baker	Furman	302	45	23
Oct. 24, 1981	Randy Joyce	Virginia Tech	302	52	27
60) Sept. 1, 2012	Jamal Londry-Jackson	East Carolina	300	40	23

YEAR-BY-YEAR PASSING LEADERS

Year	Player	Yds	Att	Comp	Int	TD
1957	DeWayne Miller	211	49	17	0	0
1958	Tommy Wilson	469	98	34	5	0
1959	Tommy Wilson	528	96	44	8	0
1960	Tommy Wilson	482	112	39	6	0
1961	Eugene Styles	611	110	45	0	0
1962	Guy Flynt	345	61	24	0	0
1963	Dennis Saunders	414	56	20	0	0
1964	Guy Flynt	587	108	39	0	0
1965	Pat Murphy	215	55	20	4	1
1966	Pat Murphy	872	145	62	14	7
1967	Pat Murphy	1,724	219	111	12	15
1968	Pat Murphy	2,330	275	145	9	23
1969	Hal Queen	1,528	197	90	14	12
1970	Hal Queen	425	92	37	5	2
1971	Steve Loflin	735	123	34	5	6
1972	Steve Loflin	1,247	166	72	10	15
1973	Phil Coccoletti	1,079	146	67	14	5
1974	Phil Coccoletti	506	76	36	4	1
1975	Robby Price	1,036	137	65	9	6
1976	Robby Price	402	57	25	7	1
1977	Robby Price	686	116	42	7	4
1978	Steve Brown	1,682	204	114	5	13
1979	Steve Brown	2,307	287	147	16	15
1980	Steve Brown	2,537	352	175	15	13
1981	Randy Joyce	1,871	275	157	15	9
1982	Stan Goodson	1,741	300	150	13	12
1983	Randy Joyce	1,564	241	131	8	6
1984	Randy Joyce	1,615	302	153	8	9
1985	Todd Payton	1,162	210	156	6	3
1986	Todd Payton	1,013	150	75	6	7
1987	Todd Payton	814	174	82	6	3
1988	Bobby Fuller	1,668	217	115	7	16
1989	D.J. Campbell	1,101	205	106	7	10
1990	D.J. Campbell	1,145	221	106	12	2
1991	D.J. Campbell	1,429	240	137	4	7
1992	D.J. Campbell	1,739	238	127	9	13
1993	Scott Satterfield	843	129	78	6	0
1994	Scott Satterfield	1,495	192	102	11	8
1995	Scott Satterfield	1,166	169	95	5	7
1996	Bake Baker	948	111	68	1	4
1997	Bake Baker	2,550	347	207	11	18
1998	David Reaves	1,280	160	92	7	4
1999	David Reaves	1,033	145	85	6	6
2000	Joe Burchette	1,414	207	127	6	13
2001	Joe Burchette	1,017	294	166	11	16
2002	Joe Burchette	1,949	284	168	8	15
2003	Richie Williams	1,621	204	120	5	14
2004	Richie Williams	3,109	350	234	10	24
2005	Richie Williams	2,809	338	211	4	20
2006	Armanti Edwards	2,251	274	167	10	15
2007	Armanti Edwards	1,948	222	148	7	17
2008	Armanti Edwards	2,902	306	196	9	30
2009	Armanti Edwards	3,291	378	257	7	12
2010	DeAndre Presley	2,631	343	210	7	21
2011	Jamal Londry-Jackson	2,001	262	161	8	15
2012	Jamal Londry-Jackson	3,278	406	268	8	21
2013	Kameron Bryant	2,713	333	237	4	14
2014	Taylor Lamb	2,381	295	181	9	17
2015	Taylor Lamb	2,387	283	170	9	31
2016	Taylor Lamb	2,281	325	197	8	15
2017	Taylor Lamb	2,737	337	206	6	27
2018	Zac Thomas	2,039	254	159	6	21
2019	Zac Thomas	2,718	359	225	6	28
2020	Zac Thomas	2,189	291	186	11	20
2021	Chase Brice	3,337	242	390	11	27
2022	Chase Brice	2,921	219	349	6	27





**TOTAL OFFENSE — GAME**

517	Richie Williams (56 att.)	Chattanooga	2004
495	Armani Edwards (47 att.)	Richmond	2007
481	Armani Edwards (60 att.)	S.C. State	2008
461	Armani Edwards (49 att.)	Furman	2009
452	Taylor Lamb (46 att.)	C. Carolina	2017
448	Richie Williams (50 att.)	Elon	2004
440	Armani Edwards (33 att.)	Wofford	2008
440	Richie Williams (58 att.)	Furman	2004
439	Armani Edwards (41 att.)	The Citadel	2007
432	Armani Edwards (48 att.)	Wofford	2009
415	Taylor Lamb (37 att.)	Liberty	2014
415	Steve Brown (40 att.)	E. Tenn. State	1980

**TOTAL OFFENSE — SEASON**

3,970	Armani Edwards	515 att.	2009
3,843	Armani Edwards	499 att.	2008
3,745	Richie Williams	502 att.	2005
3,670	DeAndre Presley	505 att.	2010
3,606	Jamal Londry-Jackson	520 att.	2012
3,536	Armani Edwards	459 att.	2007
3,498	Chase Brice	461 att.	2021
3,404	Armani Edwards	462 att.	2006
3,393	Richie Williams	487 att.	2004
3,321	Taylor Lamb	415 att.	2017
3,158	Zac Thomas	463 att.	2019
3,038	Chase Brice	420 att.	2022
2,871	Kameron Bryant	424 att.	2013
2,864	Taylor Lamb	373 att.	2014

**TOTAL OFFENSE — CAREER**

14,753	Armani Edwards	1,935 att.	2006-09
11,794	Taylor Lamb	1,570 att.	2014-17
9,370	Richie Williams	1,411 att.	2002-05
8,280	Zac Thomas	1,301 att.	2017-20
7,129	Steve Brown	1,160 att.	1977-80
6,718	Jamal Londry-Jackson	1,009 att.	2010-13
6,536	Chase Brice	881 att.	2021-22
6,182	D.J. Campbell	1,335 att.	1989-92
5,731	Joe Burchette	1,000 att.	1999-2002
5,540	DeAndre Presley	650 att.	2008-11
5,163	Pat Murphy	837 att.	1965-68
4,861	Scott Satterfield	849 att.	1992-95

**TOTAL OFFENSE PER GAME — SEASON**

339.3	Richie Williams	3,393/10g	2004
330.8	Armani Edwards	3,970/12g	2009
321.5	Armani Edwards	3,536/11g	2007
300.5	Jamal Londry-Jackson	3,606/12g	2012
295.6	Armani Edwards	3,843/13g	2008
282.3	DeAndre Presley	3,670/13g	2010
255.4	Taylor Lamb	3,321/13g	2017
253.2	Chase Brice	3,038/12g	2022
249.9	Chase Brice	3,488/14g	2021
249.7	Richie Williams	3,745/15g	2005
239.9	Bake Baker	2,617/11g	1997
239.3	Kameron Bryant	2,871/12g	2013
238.7	Taylor Lamb	2,864/12g	2014

**TOTAL OFFENSE PER GAME — CAREER**

289.3	Armani Edwards	14,753/51g	2006-09
251.4	Chase Brice	6,536/26g	2021-22
231.3	Taylor Lamb	11,794/51g	2014-17
217.9	Richie Williams	9,370/43g	2002-05
216.0	Steve Brown	7,129/33g	1977-80

**TOUCHDOWNS RESPONSIBLE FOR — GAME**

7	Armani Edwards	Richmond	2007
6	Chase Brice	North Carolina	2022
6	Armani Edwards	Furman	2009
6	Armani Edwards	Wofford	2008
6	Armani Edwards	The Citadel	2008
6	Richie Williams	Chattanooga	2004
6	Pat Murphy	Wofford	1968

**TOUCHDOWNS RESPONSIBLE FOR — SEASON**

41	Armani Edwards	2008
38	Armani Edwards	2007
36	Taylor Lamb	2015
35	Zac Thomas	2019
35	DeAndre Presley	2010
32	Taylor Lamb	2017
32	Richie Williams	2004

**TOUCHDOWNS RESPONSIBLE FOR — CAREER**

139	Armani Edwards	2006-09
113	Taylor Lamb	2014-17
88	Zac Thomas	2017-20
81	Richie Williams	2002-05
52	DeAndre Presley	2008-11
66	Kevin Richardson	2004-07

**250-YARD TOTAL OFFENSE GAMES — SEASON**

10	Jamal Londry-Jackson	2012
10	Armani Edwards	2008
9	DeAndre Presley	2010
9	Armani Edwards	2009
9	Armani Edwards	2007
7	Chase Brice	2022
7	Chase Brice	2021
7	Jamal Londry-Jackson	2011
7	Armani Edwards	2006
7	Richie Williams	2005



Armani Edwards



John Settle



Steve Brown



DaVon Fowlkes

**250-YARD TOTAL OFFENSE GAMES — CAREER**

35	Armani Edwards	2006-09
19	Taylor Lamb	2014-17
17	Jamal Londry-Jackson	2010-13
14	Chase Brice	2021-22
14	Zac Thomas	2017-20
14	Richie Williams	2002-05
11	Steve Brown	1977-80
10	DeAndre Presley	2008-11

**CONSECUTIVE 250-YD TOTAL OFFENSE GAMES**

7	Jamal Londry-Jackson	2011
5	Jamal Londry-Jackson	2012
5	Armani Edwards	2009
5	Armani Edwards	2008
5	Armani Edwards	2008
5	Armani Edwards	2007
4	DeAndre Presley	2010
4	Armani Edwards	2007
4	Armani Edwards	2006

**300-YARD TOTAL OFFENSE GAMES — SEASON**

8	Armani Edwards	2009
7	Armani Edwards	2008
7	Richie Williams	2004
6	Jamal Londry-Jackson	2012
6	Armani Edwards	2007
6	Richie Williams	2005

**300-YARD TOTAL OFFENSE GAMES — CAREER**

24	Armani Edwards	2006-09
13	Taylor Lamb	2014-17
13	Richie Williams	2002-05
10	Jamal Londry-Jackson	2010-13
8	Zac Thomas	2017-20
6	Steve Brown	1977-80
6	DeAndre Presley	2008-11

**400-YARD TOTAL OFFENSE GAMES — SEASON**

4	Armani Edwards	2009
4	Richie Williams	2004
2	Armani Edwards	2008
2	Armani Edwards	2007

**400-YARD TOTAL OFFENSE GAMES — CAREER**

8	Armani Edwards	2006-09
5	Richie Williams	2002-05

**500-YARD TOTAL OFFENSE GAMES — CAREER**

1	Richie Williams	2004/2002-05
---	-----------------	--------------

**ALL-PURPOSE YARDS — GAME**

343	DaVon Fowlkes (16 att.)	N'Western St.	2004
342	DaVon Fowlkes (21 att.)	Elon	2004
322	John Settle (46 att.)	Marshall	1986

**ALL-PURPOSE YARDS — SEASON**

2,313*	DaVon Fowlkes	152 att.	2004
2,102	John Settle	373 att.	1986
2,064	Darrynton Evans	292 att.	2019

\* NCAA champion

**ALL-PURPOSE YARDS — CAREER**

6,151	Kevin Richardson	1,032 att.	2004-07
6,114	Marcus Cox	992 att.	2013-16
5,565	John Settle	1,026 att.	1983-86
5,017	DaVon Fowlkes	375 att.	2001-04

**ALL-PURPOSE PLAYS — GAME**

46	John Settle-322 yds.	Marshall	1986
----	----------------------	----------	------

**ALL-PURPOSE PLAYS — SEASON**

373	John Settle	2,102 yds.	1986
-----	-------------	------------	------

**ALL-PURPOSE PLAYS — CAREER**

1,032	Kevin Richardson	6,151 yds.	2004-07
-------	------------------	------------	---------

**ALL-PURPOSE YARDS PER GAME — SEASON**


210.3	DaVon Fowlkes	2,313/11g	2004
-------	---------------	-----------	------

**ALL-PURPOSE YARDS PER GAME — CAREER**

135.9	Marcus Cox	6,114/45g	2013-2016
126.5	John Settle	5,565/44g	1983-86



Taylor Lamb



Zac Thomas

350-YARD TOTAL OFFENSE GAMES

	Date	Player	Opponent	Yards	Att.
1)	Oct. 30, 2004	Richie Williams	Chattanooga	517	56
2)	Dec. 7, 2007	Armani Edwards	Richmond	495	47
3)	Nov. 29, 2008	Armani Edwards	South Carolina State	481	60
4)	Oct. 31, 2009	Armani Edwards	Furman	461	49
5)	Oct. 21, 2017	Taylor Lamb	Coastal Carolina	452	46
6)	Nov. 6, 2004	Richie Williams	Elon	448	50
7)	Oct. 31, 2008	Armani Edwards	Wofford	440	33
	Oct. 9, 2004	Richie Williams	Furman	440	58
9)	Nov. 3, 2007	Armani Edwards	The Citadel	439	41
10)	Oct. 17, 2009	Armani Edwards	Wofford	432	48
11)	Oct. 11, 2014	Taylor Lamb	Liberty	415	37
	Sept. 27, 1980	Steve Brown	East Tennessee State	415	40
13)	Nov. 11, 2000	Joe Burchette	Western Carolina	410	47
14)	Dec. 12, 2009	Armani Edwards	Montana	407	69
	Oct. 3, 2009	Armani Edwards	The Citadel	407	39
16)	Oct. 23, 2004	Richie Williams	Wofford	405	50
17)	Dec. 3, 2005	Richie Williams	Southern Illinois	403	42
18)	Oct. 8, 2022	Chase Brice	Texas State	399	60
19)	Oct. 6, 2012	Jamal Londry-Jackson	Elon	398	46
	Oct. 20, 2007	Armani Edwards	Georgia Southern	398	50
	Nov. 25, 2006	Armani Edwards	Coastal Carolina	398	47
	Nov. 22, 1997	Bake Baker	Liberty	398	64
23)	Sept. 3, 2022	Chase Brice	North Carolina	397	44
24)	Oct. 26, 2013	Kameron Bryant	Georgia Southern	396	45
	Oct. 8, 2005	Richie Williams	Furman	396	49
26)	Nov. 3, 2012	Jamal Londry-Jackson	Georgia Southern	390	43
27)	Sept. 23, 2017	Taylor Lamb	Wake Forest	386	53
	Sept. 11, 2010	DeAndre Presley	Jacksonville	386	47
29)	Dec. 11, 2010	DeAndre Presley	Villanova	383	70
30)	Oct. 20, 2021	Chase Brice	Coastal Carolina	381	33
	Oct. 24, 2009	Armani Edwards	Georgia Southern	381	40
32)	Oct. 9, 2010	DeAndre Presley	Elon	374	42
33)	Oct. 11, 2008	Armani Edwards	Samford	370	42
34)	Oct. 14, 2015	Taylor Lamb	Georgia State	367	31
	Dec. 1, 2012	Jamal Londry-Jackson	Illinois State	367	51
35)	Sept. 11, 2004	Richie Williams	Eastern Kentucky	366	42
37)	Sept. 4, 2010	DeAndre Presley	Chattanooga	365	40
38)	Nov. 4, 2017	Taylor Lamb	ULM	360	37
39)	Sept. 30, 1978	Steve Brown	Furman	364	51
40)	Nov. 14, 2009	Armani Edwards	Elon	354	34
41)	Sept. 24, 2005	Richie Williams	The Citadel	353	43
	Sept. 28, 2002	Joe Burchette	The Citadel	353	50
	Nov. 2, 1968	Pat Murphy	Wofford	353	36
44)	Oct. 15, 1994	Scott Satterfield	Georgia Southern	351	44
45)	Oct. 19, 2013	Kameron Bryant	Furman	350	58
	Oct. 21, 2006	Armani Edwards	Georgia Southern	350	47
	Dec. 5, 1998	David Reaves	Northwestern State	350	45

YEAR-BY-YEAR TOTAL OFFENSE

LEADERS

Year	Player	Att.	Rush	Pass	Total
1957	Ansel Glendenning	142	390	128	518
1958	Ansel Glendenning	127	635	0	635
1959	Tommy Wilson	107	78	528	606
1960	Tommy Wilson	142	72	482	554
1961	Eugene Styles	136	28	611	639
1962	Jim Hayes	133	400	0	400
1963	Jim Hayes	109	445	0	445
1964	Larry Lawing	163	824	5	829
1965	Don Ferrell	107	271	93	364
1966	Pat Murphy	175	4	872	876
1967	Pat Murphy	268	32	1,724	1,756
1968	Pat Murphy	312	43	2,330	2,373
1969	Hal Queen	325	245	1,528	1,773
1970	David Neeld	235	1,336	0	1,336
1971	Clayton Deskins	154	950	0	950
1972	Steve Loflin	287	187	1,247	1,434
1973	Phil Coccioletti	236	257	1,079	1,336
1974	Robby Price	186	349	379	728
1975	Robby Price	305	603	1,036	1,639
1976	Scott McConnell	86	562	57	619
1977	Emmitt Hamilton	156	961	26	987
1978	Steve Brown	309	277	1,682	1,959
1979	Steve Brown	416	250	2,307	2,557
1980	Steve Brown	427	53	2,537	2,590
1981	Randy Joyce	308	-63	1,871	1,808
1982	Stan Goodson	353	-25	1,741	1,716
1983	Randy Joyce	279	-61	1,564	1,503
1984	Randy Joyce	341	-194	1,615	1,421
1985	John Settle	255	1,340	38	1,378
1986	John Settle	317	1661	0	1661
1987	Ritchie Melchor	146	708	0	708
1988	Bobby Fuller	255	-65	1,668	1,603
1989	D.J. Campbell	313	275	1,101	1,376
1990	D.J. Campbell	375	264	1,145	1,409
1991	D.J. Campbell	333	238	1,429	1,667
1992	D.J. Campbell	314	-9	1,739	1,730
1993	Scott Satterfield	233	386	843	1,229
1994	Scott Satterfield	295	424	1,495	1,919
1995	Scott Satterfield	316	544	1,166	1,710
1996	Damon Scott	286	1,466	0	1,466
1997	Bake Baker	423	67	2,550	2,617
1998	David Reaves	226	42	1,280	1,322
1999	David Reaves	174	119	1,033	1,152
2000	Joe Burchette	263	85	1,414	1,499
2001	Joe Burchette	368	172	2,01	2,189
2002	Joe Burchette	348	2	1,949	1,951
2003	Richie Williams	328	211	1,621	1,832
2004	Richie Williams	487	284	3,109	3,393
2005	Richie Williams	502	936	2,809	3,745
2006	Armani Edwards	462	1,153	2,251	3,404
2007	Armani Edwards	459	1,588	1,948	3,536
2008	Armani Edwards	499	941	2,902	3,843
2009	Armani Edwards	515	679	3,291	3,970
2010	DeAndre Presley	505	1,039	2,631	3,670
2011	Jamal Londry-Jackson	351	296	2,001	2,297
2012	Jamal Londry-Jackson	520	328	3,278	3,606
2013	Kameron Bryant	491	158	2,713	2,871
2014	Taylor Lamb	373	483	2,381	2,864
2015	Taylor Lamb	368	436	2,387	2,823
2016	Taylor Lamb	414	505	2,281	2,786
2017	Taylor Lamb	415	584	2,737	3,321
2018	Zac Thomas	346	504	2,039	2,621
2019	Zac Thomas	463	440	2,718	3,158
2020	Zac Thomas	381	312	2,189	2,501
2021	Chase Brice	461	161	3,337	3,498
2022	Chase Brice	420	117	2,921	3,038





Kevin Richardson



Julian Rauch



Jay Sutton



Jason Vitaris

YEAR-BY-YEAR SCORING LEADERS

Year	Player	TD	FG	XP	Pts
1957	Claude Midkiff	4	0	4	28
1958	Ansel Glendenning	5	0	0	30
1959	Ansel Glendenning	5	0	7	37
1960	Sherrill Norville	4	0	1	26
1961	Don Gardiner	7	1	5	50
1962	Joe Hightower	4	0	1	26
1963	Jim Hayes	7	0	0	42
1964	Larry Lawing	12	0	2	74
1965	Jack Underwood	0	3	12	21
1966	Jack Roten	7	0	0	42
1967	Dwight Kerr	12	0	0	72
1968	Bob Agle	13	0	0	78
1969	Dwight Kerr	11	0	0	66
1970	David Neeld	7	0	0	42
1971	Clayton Deskins	12	0	0	42
1972	Richard Agle	9	0	0	54
1973	Greg Clark	0	2	21	27
1974	Jerry Harmon	0	10	19	49
1975	Gary Davis	0	15	36	81
1976	Gary Davis	0	9	32	59
1977	Emmitt Hamilton	13	0	0	78
1978	Scott McConnell	14	0	2	88
1979	Rick Beasley	12	0	0	72
1980	Mark French	0	11	26	59
1981	Mark French	0	9	27	54
1982	Stan Goodson	2	6	28	58
1983	Alvin Parker	8	0	0	48
1984	John Settle	6	0	0	36
1985	John Settle	14	0	1	86
1986	John Settle	20	0	0	120
1987	Bjorn Nittmo	0	17	22	73
1988	Bjorn Nittmo	0	18	32	86
1989	Ritchie Melchor	11	0	2	70
1990	Jay Millson	0	10	19	49
1991	Jay Millson	0	11	21	54
1992	Jay Millson	0	8	28	52
1993	Scott Satterfield	8	0	0	48
1994	Jay Sutton	0	11	38	71
1995	Jay Sutton	0	16	39	87
1996	Damon Scott	17	0	0	102
1997	Gerard Hardy	11	0	0	66
1998	Terrence McCall	8	0	0	48
1999	Neil Cornatzer	12	0	0	72
2000	Troy Albea	8	0	2	50
2001	Jimmy Watkins	9	0	0	54
2002	Mark Wright	0	15	28	73
2003	Erik Rockhold	0	9	23	50
2004	DaVon Fowlkes	16	0	0	96
2005	Kevin Richardson	21	0	0	126
2006	Kevin Richardson	31	0	0	186
2007	Julian Rauch	0	17	76	127
2008	Jason Vitaris	0	8	64	88
2009	Jason Vitaris	0	19	58	115
2010	Jason Vitaris	0	11	55	88
2011	Brian Quick	11	0	0	66
2012	Steven Miller	15	0	0	90
2013	Marcus Cox	21	0	0	126
2014	Marcus Cox	19	0	0	114
2015	Zach Matics	0	14	61	103
2016	Michael Rubino	0	15	47	92
2017	Jalin Moore	13	0	0	78
2018	Chandler Staton	0	12	61	97
2019	Darrynton Evans	24	0	0	144
2020	Chandler Staton	0	13	51	90
2021	Chandler Staton	0	20	57	117
2022	Michael Hughes	0	9	50	77

**MOST POINTS — GAME**

32	Len Wilson (5td/2xp)	Guilford	1936
30	Cameron Peoples (5td)	N. Texas (bowl)	2020
30	John Settle (5td)	Davidson	1986
24	Daetrich Harrington (4td)	Campbell	2020
24	Thomas Hennigan (4td)	Louisiana	2017
24	Armantii Edwards (4td)	Furman	2009
24	Kevin Richardson (4td)	Gardner-Webb	2007
24	Kevin Richardson (4td)	Massachusetts	2006
24	Kevin Richardson (4td)	Montana State	2006
24	Kevin Richardson (4td)	Furman	2006
24	DaVon Fowlkes (4td)	N'Western St.	2004
24	Jimmy Watkins (4td)	William & Mary	2001
24	Alvin Parker (4td)	Lenior-Rhyne	1981
24	Clayton Deskins (4td)	Catawba	1971
24	Bob Agle (4td)	Wofford	1968
24	Jack Roten (4td)	Newberry	1968
24	Herman Bryson (4td)	Elon	1948

**MOST POINTS — SEASON**

186	Kevin Richardson	31td	2006
144	Darrynton Evans	24td	2019
127	Julian Rauch	17fg/76xp	2007
126	Marcus Cox	21td	2013
126	Armantii Edwards	21td	2007
126	Kevin Richardson	21td	2007
126	Kevin Richardson	21td	2005
120	John Settle	20td	1986
117	Chandler Staton	20fg/57xp	2021
115	Jason Vitaris	19fg/58xp	2009
114	Marcus Cox	19td	2014
114	Devon Moore	19td	2009

**MOST POINTS — CAREER**

464	Chandler Staton^	64fg/272xp	2017-21
444	Kevin Richardson	74td	2004-07
392	Armantii Edwards	65td/2xp	2006-09
373	Julian Rauch	42fg/247xp	2004-07
366	Marcus Cox	61td	2013-16
293	Jason Vitaris	27fg/124xp	2007-10
268	John Settle	44td/2xp	1983-86
250	Damon Scott	41td/2xp	1993-96
250	Bjorn Nittmo	55fg/85xp	1985-88
240	Devon Moore	40td	2006-10
219	Jay Sutton	40fg/99xp	1993-96

^ Played 5 full seasons because of 2020 COVID allowance

**MOST KICKING POINTS — GAME**

21	Drew Stewart (6fg/3xp)	W. Carolina	2011
16	Michael Hughes (4fg/4xp)	Ga. So. (20T)	2022
15	Bjorn Nittmo (4fg/3xp)	Gardner-Webb	1988
15	Bjorn Nittmo (4fg/3xp)	The Citadel	1986

**MOST KICKING POINTS — SEASON**

127	Julian Rauch	17fg/76xp	2007
117	Chandler Staton	20fg/57xp	2021
115	Jason Vitaris	19fg/58xp	2009
105	Chandler Staton	11fg/72xp	2019
99	Julian Rauch	10fg/69xp	2006
97	Chandler Staton	12fg/61xp	2018
90	Chandler Staton	13fg/51xp	2020
88	Jason Vitaris	11fg/55xp	2010
88	Jason Vitaris	8fg/64xp	2008

**MOST KICKING POINTS — CAREER**

464	Chandler Staton^	64fg/272xp	2017-21
373	Julian Rauch	42fg/247xp	2004-07
293	Jason Vitaris	38fg/179xp	2007-10
250	Bjorn Nittmo	55fg/85xp	1985-88
219	Jay Sutton	40fg/99xp	1993-96
214	Jay Millson	41fg/91xp	1989-92

^ Played 5 full seasons because of 2020 COVID allowance



FIELD GOALS — GAME

Table with 3 columns: Player, Team, Year. Records for Drew Stewart, Michael Hughes, Jay Millson, Bjorn Nittmo.

FIELD GOALS — SEASON

Table with 3 columns: Player, Attempts, Year. Records for Chandler Staton, Jason Vitaris, Bjorn Nittmo, Julian Rauch.

FIELD GOALS — CAREER

Table with 3 columns: Player, Attempts, Year. Records for Chandler Staton, Bjorn Nittmo, Julian Rauch, Jay Millson, Jay Sutton.

^ Played 5 full seasons because of 2020 COVID allowance

FIELD GOALS ATTEMPTED — GAME

Table with 3 columns: Player, Team, Year. Records for Drew Stewart, Jay Millson.

FIELD GOALS ATTEMPTED — SEASON

Table with 3 columns: Player, Made, Year. Records for Jason Vitaris, Julian Rauch, Bjorn Nittmo, Mark Wright, Jay Sutton, Bjorn Nittmo.

FIELD GOALS ATTEMPTED — CAREER

Table with 3 columns: Player, Made, Year. Records for Chandler Staton, Bjorn Nittmo, Jay Millson, Julian Rauch, Jay Sutton, Gary Davis.

^ Played 5 full seasons because of 2020 COVID allowance

CONSECUTIVE FIELD GOALS MADE

Table with 3 columns: Player, Record, Year. Records for Chandler Staton, Mark Wright, Gary Davis, Bjorn Nittmo, Gary Davis.

FIELD GOALS PERCENTAGE — SEASON (MIN. 10 MADE)

Table with 3 columns: Player, Percentage, Year. Records for Chandler Staton, Jason Vitaris, Jay Sutton, Julian Rauch, Jay Millson, Bjorn Nittmo, Erik Rockhold, Chandler Staton, Bjorn Nittmo, Gary Davis.

FG PERCENTAGE — CAREER (MIN. 20 MADE)

Table with 3 columns: Player, Percentage, Year. Records for Chandler Staton, Jay Sutton, Erik Rockhold, Bjorn Nittmo, Jason Vitaris, Julian Rauch.

^ Played 5 full seasons because of 2020 COVID allowance

LONGEST FIELD GOAL MADE

Table with 3 columns: Player, Distance, Year. Records for Mark Wright, Mark French, Bjorn Nittmo, Billy Van Aman, Gary Davis, Chandler Staton, Jay Millson, Zach Matics, Sam Martin, Sam Martin, Bjorn Nittmo, Bjorn Nittmo, Gary Davis, Jason Vitaris, Bjorn Nittmo.

LONGEST FIELD GOAL ATTEMPTED

Table with 3 columns: Player, Distance, Year. Records for Sam Martin, Jay Millson, Mark Wright, Chandler Staton, Jason Vitaris, Mark Wright.

EXTRA POINTS — GAME

Table with 3 columns: Player, Team, Year. Record for Drew Wood.

EXTRA POINTS — SEASON

Table with 3 columns: Player, Attempts, Year. Record for Julian Rauch.



Bjorn Nittmo and Chandler Staton

Table with 3 columns: Player, Attempts, Year. Records for Chandler Staton, Julian Rauch, Jason Vitaris, Zach Matics, Jason Vitaris, Julian Rauch.

EXTRA POINTS — CAREER

Table with 3 columns: Player, Attempts, Year. Records for Chandler Staton, Julian Rauch, Jason Vitaris, Jay Sutton, Jay Millson, Mark French.

^ Played 5 full seasons because of 2020 COVID allowance

EXTRA POINTS ATTEMPTED — GAME

Table with 3 columns: Player, Team, Year. Record for Drew Wood.

EXTRA POINTS ATTEMPTED — SEASON

Table with 3 columns: Player, Made, Year. Records for Julian Rauch, Chandler Staton, Julian Rauch, Jason Vitaris, Jason Vitaris, Chandler Staton, Zach Matics, Jason Vitaris.

EXTRA POINTS ATTEMPTED — CAREER

Table with 3 columns: Player, Made, Year. Records for Chandler Staton, Julian Rauch, Jason Vitaris, Jason Vitaris, Jay Sutton, Gary Davis, Jay Millson.

^ Played 5 full seasons because of 2020 COVID allowance

CONSECUTIVE EXTRA POINTS — GAME

Table with 3 columns: Player, Team, Year. Record for Drew Wood.

CONSECUTIVE EXTRA POINTS — SEASON

Table with 3 columns: Player, Year. Records for Chandler Staton, Zach Matics, Julian Rauch, Jason Vitaris, Chandler Staton, Chandler Staton, Julian Rauch, Julian Rauch, Michael Hughes.

CONSECUTIVE EXTRA POINTS — CAREER

Table with 3 columns: Player, Record, Year. Records for Chandler Staton, Julian Rauch, Jay Millson, Chandler Staton.

EXTRA PT PERCENTAGE — SEASON (MIN. 25 ATT.)

Table with 3 columns: Player, Percentage, Year. Records for Chandler Staton, Zach Matics, Chandler Staton, Michael Hughes, Drew Stewart, Drew Stewart, Jason Vitaris, Chandler Staton, Greg Clark, Mark French, Mark French.

EXTRA POINT PERCENTAGE — CAREER (MIN. 90 ATT.)

Table with 3 columns: Player, Percentage, Year. Records for Chandler Staton, Jay Millson, Mark French, Julian Rauch, Jay Sutton.

^ Played 5 full seasons because of 2020 COVID allowance

YEAR-BY-YEAR KICKING LEADERS (FGs CONVERTED)

Large table with 5 columns: Year, Player, Made, Att., Pct. Long. Lists top performers for each year from 1965 to 2022.





Clayton Deskins



CoCo Hillary

**KICKOFF RETURN YARDS — GAME**

191	Jack Roten (7 att.)	SE Louisiana	1965
-----	---------------------	--------------	------

**KICKOFF RETURN YARDS — SEASON**

1,030	CoCo Hillary	43 att.	2007
781	Jalen Virgil	26 att.	2021
733	Travis Cadet	32 att.	2010
701	CoCo Hillary	30 att.	2008
698	Pat Swisher	33 att.	1977
655	Keith Nash	24 att.	1968
634	Tony Washington	31 att.	2013
632	Travis Cadet	26 att.	2011
629	Tony Washington	23 att.	2012
<b>620</b>	<b>Milan Tucker</b>	<b>22 att.</b>	<b>2022</b>
601	Jimmy Watkins	20 att.	2000
586	Clayton Deskins	22 att.	1970

**KICKOFF RETURN YARDS — CAREER**

2,301	CoCo Hillary	97 att.	2007-10
1,869	Clayton Deskins	76 att.	1968-71
1,750	Devon Ford	85 att.	1973-76
1,445	Jermame Little	57 att.	2001-05
1,439	Darrynton Evans	56 att.	2016-19
1,376	Travis Cadet	34 att.	2009-11
1,289	Tony Washington	55 att.	2010-13
1,142	Jalen Virgil <sup>^</sup>	36 att.	2019-21
1,134	Keith Isom	50 att.	1984-87
1,043	Craig Styron	52 att.	1990-92
943	Charles Fowler	37 att.	1976-79
933	Ike Lewis	38 att.	2014-17
772	Jimmy Watkins	29 att.	2000-01
<b>769</b>	<b>Milan Tucker</b>	<b>29 att.</b>	<b>2021-22</b>

<sup>^</sup> Played 5 full seasons because of 2020 COVID allowance

**KICKOFF RETURNS — GAME**

7	Travis Cadet-120 yds.	Florida	2010
7	CoCo Hillary-151 yds.	Michigan	2007
7	Dexter Jackson-126 yds.	Chattanooga	2004
7	Charles Fowler-146 yds.	Furman	1978
7	Greg Kilday-78 yds.	Chattanooga	1978
7	Jack Roten-191 yds.	SE Louisiana	1965

**KICKOFF RETURNS — SEASON**

43	CoCo Hillary	1,030 yds.	2007
33	Pat Swisher	698 yds.	1977
32	Travis Cadet	733 yds.	2010
31	Tony Washington	654 yds.	2013
30	CoCo Hillary	701 yds.	2008
28	Devon Ford	561 yds.	1975
26	Jalen Virgil	781 yds.	2021
26	Travis Cadet	632 yds.	2011
26	Clayton Deskins	575 yds.	1969
25	Darrynton Evans	563 yds.	2016
25	Jermame Little	617 yds.	2002
25	Devon Ford	493 yds.	1973

**KICKOFF RETURNS — CAREER**

97	CoCo Hillary	2,301 yds.	2007-10
85	Devon Ford	1,750 yds.	1973-76
76	Clayton Deskins	1,869 yds.	1968-71
60	Travis Cadet	744 yds.	2009-11
57	Jermame Little	1,445 yds.	2001-05
56	Darrynton Evans	1,439 yds.	2016-19
55	Tony Washington	1,289 yds.	2010-13
52	Craig Styron	1,043 yds.	1989-92
50	Keith Isom	1,134 yds.	1984-87
38	Ike Lewis	933 yds.	2014-17
37	Charles Fowler	943 yds.	1978-81
36	Jalen Virgil <sup>^</sup>	1,142 yds.	2019-21
35	Dexter Jackson	619 yds.	2004-07

<sup>^</sup> Played 5 full seasons because of 2020 COVID allowance

**YARDS PER KICKOFF RET. — GAME (MIN. 4 ATT.)**

33.6	Ike Lewis (5/168)	New Mex. State	2017
33.0	Darrynton Evans (4/132)	Coastal Carolina	2019
31.5	Derek Jenkins (4/126)	Furman	1981

**YARDS PER KICKOFF RET. — SEASON (MIN. 20 ATT.)**

30.05	Jimmy Watkins	20-601	2000
30.04	Jalen Virgil	26-781	2021
<b>28.2</b>	<b>Milan Tucker</b>	<b>22-620</b>	<b>2022</b>
27.3	Tony Washington	23-629	2012
27.3	Keith Nash	24-655	1968
26.6	Clayton Deskins	22-586	1970
26.4	Charles Fowler	21-555	1978

**YARDS PER KICKOFF RET. — CAREER (MIN. 30 ATT.)**

31.7	Jalen Virgil <sup>^</sup>	36-1,142	2019-21
25.7	Darrynton Evans	56-1,439	2016-19
25.5	Charles Fowler	37-943	1978-81
25.3	Jermame Little	57-1,455	2001-05
24.6	Clayton Deskins	76-1,869	1968-71
24.5	Ike Lewis	38-933	2014-17
23.7	CoCo Hillary	97-2,301	2007-10
23.4	Tony Washington	55-1,289	2010-13

<sup>^</sup> Played 5 full seasons because of 2020 COVID allowance

**KICKOFF RETURNS FOR TDS — CAREER (TD YEARS)**

3	Jalen Virgil <sup>^</sup>	2019-21 (2020, 2021 twice)
3	Darrynton Evans	2016-19 (2016, 2018, 2019)
2	Jimmy Watkins	2000-01 (2000 twice)

<sup>^</sup> Played 5 full seasons because of 2020 COVID allowance

**LONGEST KICKOFF RETURN**

100	Jalen Virgil	Miami	2021
100	Jalen Virgil	Ga. Southern	2020
100	Darrynton Evans	Penn State	2018
100	Keith Nash	Lenoir-Rhyne	1968
99	Tony Washington	Wofford	2012
97	Jalen Virgil	Ga. Southern	2021
97*	Darrynton Evans	Louisiana (SBCH)	2018
<b>96</b>	<b>Milan Tucker</b>	<b>Marshall</b>	<b>2022</b>
96*	Don Blue	Liberty	1994
95	CoCo Hillary	Wofford	2007
95	Jimmy Watkins	Wofford	2000
94	Darrynton Evans	Toledo	2016
92	Derek Jenkins	Furman	1981
91	Jimmy Watkins	The Citadel	2000
90	Clayton Deskins	Guilford	1968
84	Dwight Kerr	W. Carolina	1966
81	Daryl Skinner	N'Western St.	1998

\* non-scoring

**KICK (PUNT AND KICK) RETURN YARDS — GAME**

213	Devon Ford (172p/41ko)	East Carolina	1974
199	Jimmy Watkins (57p/142ko)	The Citadel	2000

**KICK (PUNT AND KICK) RET. YARDS — SEASON**

1,085	CoCo Hillary	55p/1,030ko	2007
821	Devon Ford	260p/561ko	1975
805	Travis Cadet	72p/733ko	2010
782	Jimmy Watkins	181p/601ko	2000
773	Tony Washington	144p/629ko	2012

**KICK (PUNT AND KICK) RETURN YARDS — CAREER**

2,949	Devon Ford	1,199p/1,750ko	1973-76
2,493	Clayton Deskins	624p/1,869ko	1968-71

**KICK (PUNT AND KICKOFF) RETURNS — GAME**

9	Tony Washington (4p/5ko)	Illinois State	2012
9	Tony Washington (6p/3ko)	Samford	2012
9	Devon Ford (9p/0ko)	Davidson	1974

**KICK (PUNT AND KICKOFF) RETURNS — SEASON**

53	Devon Ford	31p/22ko	1976
----	------------	----------	------

**KICK (PUNT AND KICKOFF) RETURNS — CAREER**

190	Devon Ford	105p/85ko	1973-76
139	Clayton Deskins	63p/76ko	1968-71

YEAR-BY-YEAR KICKOFF RETURN

LEADERS

Year	Player	Att.	Yards	Avg.	TD
1966	Jack Roten	16	314	19.6	0
1967	Bill McDonald	18	381	21.2	0
1968	Keith Nash	24	655	27.3	1
1969	Clayton Deskins	26	575	22.1	0
1970	Clayton Deskins	22	586	26.6	1
1971	Clayton Deskins	21	504	24.0	0
1972	Richard Agle	18	322	17.9	0
1973	Devon Ford	25	493	19.7	0
1974	Emmitt Hamilton	14	277	15.1	0
1975	Devon Ford	28	561	20.0	0
1976	Devon Ford	22	491	22.3	0
1977	Pat Swisher	33	698	21.2	0
1978	Charles Fowler	21	555	26.4	0
1979	Charles Fowler	16	388	24.3	0
1980	Derek Jenkins	12	252	21.0	0
1981	Johnny Sowell	12	204	17.0	0
1982	Terrell Murphy	21	471	22.4	0
1983	John Settle	12	228	19.0	0
1984	Derek Jenkins	10	168	16.8	0
1985	Keith Isom	15	351	23.4	0
1986	Jimmy Armstrong	7	139	19.8	0
	Tim Sanders	7	92	13.1	0
1987	Keith Isom	19	489	25.7	0
1988	Rocky Clay	21	413	19.7	0
1989	Rocky Clay	10	247	24.7	0
1990	Craig Styron	16	285	17.8	0
1991	Craig Styron	11	212	19.3	0
1992	Craig Styron	24	494	20.5	0
1993	Jamie Coleman	7	103	14.7	0
1994	Jamie Coleman	12	284	23.6	0
1995	Gerard Hardy	9	200	22.2	0
	Jamie Coleman	9	284	31.6	0
1996	Desmond Adams	7	147	21.0	0
1997	L.J. Brooks	18	431	23.9	0
1998	Daryl Skinner	13	302	23.2	0
1999	Daryl Skinner	14	322	23.0	0
2000	Jimmy Watkins	20	601	30.0	2
2001	Jermame Little	17	439	25.8	0
2002	Jermame Little	25	617	24.7	0
2003	Derrick Black	18	399	22.2	0
2004	DaVon Fowlkes	18	419	23.3	0
2005	Dexter Jackson	11	189	17.2	0
2006	James Hill	20	401	20.0	0
2007	CoCo Hillary	43	1,030	24.0	1
2008	CoCo Hillary	30	701	23.4	0
2009	CoCo Hillary	21	522	24.9	0
2010	Travis Cadet	32	733	22.9	0
2011	Travis Cadet	26	632	24.3	0
2012	Tony Washington	23	362	27.3	1
2013	Tony Washington	31	654	21.1	0
2014	Ike Lewis	15	304	20.2	0
2015	Bobo Beathard	7	152	21.7	0
2016	Darrynton Evans	25	563	22.5	1
2017	Ike Lewis	22	575	26.1	0
2018	Darrynton Evans	15	490	32.7	1
2019	Darrynton Evans	16	386	24.1	1
2020	Steven Jones Jr.	17	373	21.9	0
2021	Jalen Virgil	26	781	30.0	2
2022	Milan Tucker	22	620	26.5	1

KICKOFF RETURN RECORDS



**Devon Ford**



**Dexter Jackson**

### YEAR-BY-YEAR PUNT RETURN LEADERS

Year	Player	Att.	Yards	Avg.	TD
1966	Dwight Kerr	13	173	13.3	0
1967	Bill McDonald	8	128	16.0	0
1968	Clayton Deskins	14	164	11.7	0
1969	Dwight Kerr	17	244	14.3	2
1970	Clayton Deskins	18	122	6.8	1
1971	Clayton Deskins	21	247	11.8	0
1972	Richard Agle	25	252	10.1	1
1973	Devon Ford	17	42	2.5	0
1974	Devon Ford	36	570	15.8	1
1975	Devon Ford	21	260	12.4	0
1976	Devon Ford	31	327	10.5	0
1977	Mike Peterson	21	158	7.5	0
1978	Mike Peterson	21	184	8.8	0
1979	Rick Beasley	9	72	8.0	0
1980	Curtis Inman	8	14	1.4	0
1981	Chris Porter	13	39	3.0	0
1982	Terrell Murphy	20	166	8.3	0
1983	Troy Douglas	10	46	4.6	0
1984	Ken Williams	17	90	5.3	0
1985	Charlie Cole	15	127	8.5	0
1986	Charlie Cole	8	92	11.5	0
1987	Kevan Espy	16	84	5.3	0
1988	Joe Briggs	15	74	4.9	0
1989	Anthony Smith	20	239	11.5	1
1990	Anthony Smith	17	89	5.2	0
1991	Kemal Atkins	16	117	7.3	0
1992	Anthony Smith	20	269	13.4	1
1993	Don Blue	22	143	6.5	0
1994	Don Blue	18	170	9.4	1
1995	Jamie Coleman	19	187	9.8	0
1996	Desmond Adams	14	71	5.1	0
1997	Ken Byrd	33	352	10.7	0
1998	Daryl Skinner	32	281	8.7	0
1999	Daryl Skinner	19	239	12.5	0
2000	Jose White	19	204	10.7	0
2001	DaVon Fowlkes	33	325	9.8	0
2002	DaVon Fowlkes	36	478	13.3	1
2003	DaVon Fowlkes	26	279	10.7	0
2004	DaVon Fowlkes	21	194	9.2	0
2005	Dexter Jackson	29	245	8.4	0
2006	Dexter Jackson	30	369	12.3	2
2007	Dexter Jackson	34	223	6.6	0
2008	B.J. Frazier	29	183	6.3	0
2009	Travaris Cadet	24	134	5.6	0
2010	Travaris Cadet	12	72	6.0	0
2011	Travaris Cadet	14	87	6.2	0
2012	Tony Washington	16	144	9.0	0
2013	Tony Washington	10	41	4.1	0
2014	Bobo Beathard	9	65	7.2	1
2015	Bobo Beathard	21	460	21.9	0
2016	Jaquil Capel	12	162	13.5	0
2017	Thomas Hennigan	15	102	6.8	0
2018	Clifton Duck	17	216	12.7	1
2019	Thomas Hennigan	21	161	7.7	0
2020	Malik Williams	11	110	10.0	0
2021	Malik Williams	9	90	10.0	0
2022	Tyler Page	16	79	4.9	0

#### PUNT RETURN YARDS — GAME

172	Devon Ford (4 att.)	East Carolina	1974
-----	---------------------	---------------	------

#### PUNT RETURN YARDS — SEASON

570	Devon Ford	36 att.	1974
478	DaVon Fowlkes	36 att.	2002
369	Dexter Jackson	30 att.	2006
352	Ken Byrd	33 att.	1997
327	Devon Ford	31 att.	1976
325	DaVon Fowlkes	33 att.	2001
281	Daryl Skinner	32 att.	1998
279	DaVon Fowlkes	26 att.	2003
269	Anthony Smith	20 att.	1992
260	Devon Ford	21 att.	1975

#### PUNT RETURN YARDS — CAREER

1,276	DaVon Fowlkes	116 att.	2001-04
1,199	Devon Ford	105 att.	1973-76
837	Dexter Jackson	93 att.	2004-07
682	Anthony Smith	70 att.	1989-92
624	Clayton Deskins	63 att.	1968-71
520	Daryl Skinner	51 att.	1997-99
467	Thomas Hennigan	61 att.	2017-21
425	Dwight Kerr	32 att.	1966-69
352	Ken Byrd	33 att.	1997
342	Mike Peterson	42 att.	1977-78
324	Clifton Duck	31 att.	2016-18
313	Don Blue	40 att.	1993-94

#### PUNT RETURNS — GAME

9	Devon Ford-146 yds.	Davidson	1974
---	---------------------	----------	------

#### PUNT RETURNS — SEASON

36	DaVon Fowlkes	478 yds.	2002
36	Devon Ford	570 yds.	1974
34	Dexter Jackson	223 yds.	2007
33	DaVon Fowlkes	325 yds.	2001
33	Ken Byrd	352 yds.	1997
32	Daryl Skinner	281 yds.	1998
31	Devon Ford	327 yds.	1976
30	Dexter Jackson	369 yds.	2006
29	B.J. Frazier	183 yds.	2008
29	Dexter Jackson	245 yds.	2005

#### PUNT RETURNS — CAREER

116	DaVon Fowlkes	1,276 yds.	2001-04
105	Devon Ford	1,199 yds.	1973-76
93	Dexter Jackson	837 yds.	2004-07
70	Anthony Smith	682 yds.	1989-92
63	Clayton Deskins	624 yds.	1968-71
61	Thomas Hennigan	467 yds.	2017-21
51	Daryl Skinner	520 yds.	1997-99
50	Travaris Cadet	206 yds.	2009-11
42	Mike Peterson	342 yds.	1977-78
40	Don Blue	313 yds.	1993-94
33	Ken Byrd	352 yds.	1997

#### YARDS PER PUNT RETURN — GAME (MIN. 2 ATT.)

77.0	Dexter Jackson (2-154)	Gardner-Webb	2006
43.0	Devon Ford (4-172)	East Carolina	1974

#### YARDS PER PUNT RETURN — SEASON (MIN. 20 ATT.)

15.8	Devon Ford	36-570	1974
13.4	Anthony Smith	20-269	1992
13.3	DaVon Fowlkes	36-478	2002
12.4	Devon Ford	21-260	1975
12.3	Dexter Jackson	30-369	2006
11.8	Clayton Deskins	21-247	1971
11.6	Daryl Skinner	22-256	1999
11.5	Anthony Smith	20-239	1989
10.7	DaVon Fowlkes	26-279	2003
10.6	Ken Byrd	33-352	1997

#### YARDS PER PUNT RETURN — CAREER (MIN. 30 ATT.)

13.3	Dwight Kerr	32-425	1966-69
11.4	Devon Ford	105-1,199	1973-76
11.0	DaVon Fowlkes	116-1,276	2001-04
10.6	Ken Byrd	33-352	1997
10.5	Clifton Duck	31-324	2016-18
10.1	Daryl Skinner	51-520	1997-99
9.9	Clayton Deskins	63-624	1968-71
9.7	Anthony Smith	70-682	1989-92

#### PUNT RETURNS FOR TOUCHDOWNS — GAME

2	Dexter Jackson	Gardner-Webb	2006
---	----------------	--------------	------

#### PUNT RETURNS FOR TOUCHDOWNS — SEASON

2	Dexter Jackson	2006
2	Dwight Kerr	1969

#### PUNT RETURNS FOR TOUCHDOWNS — CAREER

2	Dexter Jackson	2004-07
2	Anthony Smith	1989-92
2	Dwight Kerr	1966-69

#### LONGEST PUNT RETURN

100	Aubrey Elam	Lenoir-Rhyne	1955
87	DaVon Fowlkes	Marshall	2002
86	Dexter Jackson	Gardner-Webb	2006
82	Anthony Smith	E. Tenn. State	1989
81	Jack Fine	Carson-Newman	1965
81	Anthony Smith	Wake Forest	1992
74	Kemal Atkins	Furman	1990
73	Don Blue	The Citadel	1994
72	Clayton Deskins	Catawba	1970





Harold Alexander



Sam Martin

**PUNTING AVERAGE — GAME (MIN. 3 ATT.)**

55.7	Harold Alexander-6 att.	The Citadel	1992
55.5	Harold Alexander-8 att.	Marshall	1991
55.3	Nate McKinney-3 att.	The Citadel	2002
54.9	Bentlee Critcher-9 att.	Samford	2013
54.6	Nate McKinney-5 att.	Furman	2002
52.0	Nate McKinney-4 att.	Chattanooga	2001
51.6	Nate McKinney-7 att.	Chattanooga	2000
51.3	Harold Alexander-4 att.	VMI	1991
51.0	Brian Reilly-3 att.	VMI	1999
50.8	Nate McKinney-4 att.	Ga. Southern	2001

**PUNTING AVERAGE — SEASON**

47.3*	Harold Alexander	64-3,030	1991
45.9	Sam Martin	60-2,755	2012
45.9	Bentlee Critcher	51-2,340	2013
44.6	Nate McKinney	74-3,297	2003
44.5*	Harold Alexander	55-2,445	1992
44.3	Joe Parker	63-2,788	1974
44.2	Joe Parker	50-2,211	1976
43.6	Clayton Howell	47-2,048	2018
43.4	Bentlee Critcher	51-2,212	2015
43.3	Mark Royals	71-3,073	1983
42.9	Larry Harbin	36-1,544	1964
42.7	Xavier Subotsch	71-3,035	2019
42.6	Jack Underwood	56-2,386	1968

\* NCAA champion

**PUNTING AVERAGE — CAREER**

43.4	Joe Parker	215-9,332	1973-76
42.8	Bentlee Critcher	198-8,474	2013-16
42.7	Harold Alexander	260-11,100	1989-92
42.4	Nate McKinney	237-10,058	2000-03
42.4	Brian Reilly	80-3,394	1997-99
41.9	Mark Royals	231-9,670	1983-85
41.6	Sam Martin	226-9,397	2009-12
41.3	Xavier Subotsch^	216-8,914	2017-21
41.1	Clayton Howell^	92-3,783	2018-22
40.1	Allen Guinn	172-6,904	1993-96
39.9	David Abernathy	113-4,507	1976-78
39.8	Jack Underwood	166-6,608	1965-68

^ Played 5 full seasons because of 2020 COVID allowance

**PUNT YARDS — GAME**

528	Nate McKinney (12 att.)	Hawaii	2003
512	Mark Royals (13 att.)	The Citadel	1985

**PUNT YARDS — SEASON**

3,529	Mark Royals	85 att.	1984
3,297	Nate McKinney	74 att.	2003
3,073	Mark Royals	71 att.	1983
3,068	Mark Royals	74 att.	1985
3,035	Xavier Subotsch	71 att.	2019
3,030	Harold Alexander	74 att.	1990
3,009	Harold Alexander	64 att.	1991
2,788	Joe Parker	63 att.	1974
2,755	Sam Martin	60 att.	2012
2,701	Allen Guinn	66 att.	1996
2,616	Harold Alexander	67 att.	1989

**PUNT YARDS — CAREER**

11,100	Harold Alexander	258 att.	1989-92
10,058	Nate McKinney	237 att.	2000-03
9,670	Mark Royals	230 att.	1982-85
9,397	Sam Martin	226 att.	2009-12
9,332	Joe Parker	215 att.	1973-76

**PUNT ATTEMPTS — GAME**

13	Mark Royals (512 yds.)	The Citadel	1985
----	------------------------	-------------	------

**PUNT ATTEMPTS — SEASON**

85	Mark Royals	3,529 yds.	1984
74	Nate McKinney	3,294 yds.	2003
74	Harold Alexander	3,030 yds.	1990
71	Xavier Subotsch	3,035 yds.	2019
71	Mark Royals	3,073 yds.	1983
70	Jimmy Cloninger	2,709 yds.	1965
67	Harold Alexander	2,616 yds.	1989
66	Allen Guinn	2,701 yds.	1996
64	Harold Alexander	3,009 yds.	1991
63	Joe Parker	2,788 yds.	1974
63	Roy Floyd	2,317 yds.	1969
63	Jack Underwood	2,321 yds.	1966

**PUNT ATTEMPTS — CAREER**

258	Harold Alexander	11,100 yds.	1989-92
237	Nate McKinney	10,058 yds.	2000-03
230	Mark Royals	9,670 yds.	1982-85
226	Sam Martin	6,642 yds.	2009-12
216	Xavier Subotsch^	8,914 yds.	2017-21
215	Joe Parker	9,332 yds.	1973-76
198	Bentlee Critcher	8,474 yds.	2013-16
172	Allen Guinn	6,904 yds.	1993-96
170	Mike Cody	6,291 yds.	1979-82
166	Jack Underwood	6,608 yds.	1965-68
139	Larry Harbin	5,436 yds.	1961-64
136	Neil Young	5,290 yds.	2006-08

^ Played 5 full seasons because of 2020 COVID allowance

**PUNTS DOWNED INSIDE 20-YARD LINE — GAME**

8	Harold Alexander	Wake Forest	1989
---	------------------	-------------	------

**PUNTS DOWNED INSIDE 20-YARD LINE — SEASON**

26	Xavier Subotsch	2019
25	Sam Martin	2012

**PUNTS DOWNED INSIDE 20-YARD LINE — CAREER**

91	Harold Alexander	1989-92
----	------------------	---------

**50-YARD PUNTS — GAME**

7	Harold Alexander	Marshall	1991
---	------------------	----------	------

**50-YARD PUNTS — SEASON**

27	Harold Alexander	1991
----	------------------	------

**50-YARD PUNTS — CAREER**

69	Harold Alexander	1989-92
----	------------------	---------

**LONGEST PUNTS**

83	Jason Harkins	The Citadel	1986
78	Harold Alexander	The Citadel	1992
77	Harold Alexander	Marshall	1991
74	Sam Martin	Wofford	2009
74	Nate McKinney	Wofford	2003
72	Brian Reilly	E. Kentucky	1999
70	Joe Parker	Davidson	1973
69	Sam Martin	N.C. A&T	2011
69	Harold Alexander	VMI	1991
69	Nate McKinney	VMI	2001

**YEAR-BY-YEAR PUNTING LEADERS**

Year	Player	Att.	Yards	Avg.	Long
1957	David Mauldin	23	858	37.3	NA
1958	Glen Wilson	31	1,159	37.4	NA
1959	Steve Gantt	12	449	37.4	NA
1960	Don Gardiner	28	889	31.8	NA
1961	Larry Harbin	17	621	36.5	NA
1962	Larry Harbin	44	1,562	35.5	NA
1963	Larry Harbin	42	1,709	40.7	NA
1964	Larry Harbin	36	1,544	42.9	60
1965	Jimmy Cloninger	70	2,709	38.7	NA
1966	Jack Underwood	63	2,321	36.8	NA
1967	Jack Underwood	47	1,901	40.4	NA
1968	Jack Underwood	56	2,386	42.6	68
1969	Roy Floyd	63	2,317	36.7	55
1970	Roy Floyd	53	2,066	38.9	NA
1971	Curtis Wilder	48	1,799	37.5	NA
1972	Steve Loflin	43	1,719	40.0	NA
1973	Joe Parker	59	2,503	42.4	70
1974	Joe Parker	63	2,788	44.3	68
1975	Joe Parker	43	1,830	42.6	63
1976	Joe Parker	50	2,211	44.2	66
1977	David Abernathy	56	2,273	40.6	60
1978	David Abernathy	55	2,153	39.1	65
1979	Duke Ansted	26	987	38.0	56
1980	Mike Cody	57	2,197	38.5	60
1981	Mike Cody	34	1,163	34.2	50
1982	Mike Cody	58	2,220	38.3	52
1983	Mark Royals	71	3,073	43.3	60
1984	Mark Royals	85	3,529	41.5	67
1985	Mark Royals	74	3,068	41.5	63
1986	Jason Harkins	61	2,341	38.3	83
1987	Tony Cox	62	2,412	38.9	54
1988	Tony Cox	40	1,528	38.2	51
1989	Harold Alexander	67	2,616	39.0	61
1990	Harold Alexander	74	3,030	41.0	60
1991	Harold Alexander	64	3,009	47.0	77
1992	Harold Alexander	55	2,445	44.4	78
1993	Will Burkett	43	1,716	39.9	68
1994	Allen Guinn	55	2,234	40.6	58
1995	Allen Guinn	45	1,732	38.6	55
1996	Allen Guinn	66	2,701	40.9	65
1997	Jeff Marr	49	1,951	39.8	56
1998	Brian Reilly	37	1,560	42.1	56
1999	Brian Reilly	41	1,739	42.4	72
2000	Nate McKinney	48	2,042	42.5	67
2001	Nate McKinney	56	2,231	39.8	69
2002	Nate McKinney	59	2,488	42.2	64
2003	Nate McKinney	74	3,297	44.5	74
2004	Wes Herlocker	29	1,084	37.4	50
2005	Matt Dodge	41	1,626	39.7	55
2006	Neil Young	29	1,095	37.8	53
2007	Neil Young	52	1,963	37.8	58
2008	Neil Young	55	2,232	40.6	56
2009	Sam Martin	52	2,080	40.0	74
2010	Sam Martin	60	2,354	39.2	63
2011	Sam Martin	54	2,208	40.9	69
2012	Sam Martin	60	2,755	45.9	68
2013	Bentlee Critcher	51	2,340	45.9	63
2014	Bentlee Critcher	41	1,667	40.7	54
2015	Bentlee Critcher	51	2,212	43.4	60
2016	Bentlee Critcher	55	2,255	41.0	59
2017	Xavier Subotsch	55	2,193	39.9	58
2018	Clayton Howell	47	2,048	43.6	62
2019	Xavier Subotsch	71	3,035	42.7	67
2020	Xavier Subotsch	36	1,510	41.9	56
2021	Xavier Subotsch	49	2,007	41.0	57
2022	Clayton Howell	43	1,669	38.8	51



Dexter Coakley



Dino Hackett



D.J. Smith

TOTAL TACKLES — GAME

27	Dino Hackett (16s/11a)	E. Tenn. St.	1985
25	Julius Thomas (10s/15a)	Lenoir-Rhyne	1973
24	Dexter Coakley (15s/9a)	VMI	1993
24	Dino Hackett (18s/6a)	Furman	1985
23	Dino Hackett (14s/9a)	The Citadel	1985
22	Marvin Hodge (9s/13a)	Ga. Southern	1995
22	Dino Hackett (11s/11a)	James Madison	1985
22	George Myers (12s/10a)	Furman	1973
21	Nygel Rogers (11s/10a)	N'Western St.	2004
21	Sam Smalls (3s/18a)	Maine	2002
21	Dexter Coakley (12s/9a)	Marshall	1995
21	Dexter Coakley (14s/7a)	Ga. Southern	1995
21	Dexter Coakley (11s/10a)	The Citadel	1993
21	Brent David (17s/4a)	W. Carolina	1992
21	Cedric Felton (10s/11a)	The Citadel	1985
21	Dino Hackett (8s/13a)	S. Carolina	1985
20	Jacque Roman (9s/11a)	James Madison	2007
20	Dexter Coakley (12s/8a)	Furman	1996
20	Dexter Coakley (14s/6a)	E. Tenn. St.	1996
20	Dexter Coakley (13s/7a)	Wake Forest	1996
20	Brent David (13s/7a)	The Citadel	1993
20	Cedric Felton (9s/11a)	Furman	1986
20	Dino Hackett (9s/11a)	Wake Forest	1985

TOTAL TACKLES — SEASON

200	Dino Hackett	106s/94a	1985
166	Dexter Coakley	88s/78a	1996
159	Dexter Coakley	90s/69a	1993
151	Cedric Felton	66s/85a	1985
150	Dexter Coakley	91s/59a	1995
144	D.J. Smith	76s/68a	2010
143	Jeremy Kimbrough	69s/73a	2012
141	Dexter Coakley	81s/60a	1994
140	Van Smith	69s/71a	1981
137	D.J. Smith	60s/77a	2009

TOTAL TACKLES — CAREER

616	Dexter Coakley	350s/266a	1993-96
525	D.J. Smith	241s/284a	2007-10
495	Cedric Felton	286s/209a	1982-86
408	Jacque Roman	151s/257a	2006-09
393	Jeremy Wiggins	189s/204a	2003-06
391	Brent David	262s/129a	1989-93
383	Joe DiBernardo	191s/192a	1993-96
373	Pierre Banks	165s/208a	2004-08
372	Dino Hackett	205s/167a	1982-85
358	Corey Lynch	192s/166a	2003-07

SOLO TACKLES — GAME

18	Dino Hackett (24 tot.)	Furman	1985
18	Justin Seaverns (19 tot.)	Ga. Southern	2001
17	Brent David (21 tot.)	W. Carolina	1992
16	Dino Hackett (27 tot.)	E. Tenn. St.	1985
15	Dexter Coakley (26 tot.)	VMI	1993

SOLO TACKLES — SEASON

106	Dino Hackett	200 total	1985
95	Brent David	126 total	1992
92	Dwayne Pelham	115 total	1989
91	Dexter Coakley	150 total	1995
90	David Neeld	139 total	1968
90	Dexter Coakley	159 total	1993
88	Earl Hunter	125 total	1997
88	Dexter Coakley	166 total	1996
85	Corey Hall	105 total	1999
85	Kenny Blacknell	135 total	1987

SOLO TACKLES — CAREER

350	Dexter Coakley	616 total	1993-96
286	Cedric Felton	495 total	1982-86
262	Brent David	391 total	1989-93
241	D.J. Smith	525 total	2007-10
230	Justin Seaverns	318 total	1998-2001

ASSISTED TACKLES — GAME

18	Sam Smalls (21 tot.)	Maine	2002
15	Julius Thomas (25 tot.)	Lenoir-Rhyne	1973
13	Jacque Roman (15 tot.)	Richmond	2008
13	Marvin Hodge (22 tot.)	Ga. Southern	1995
13	Dino Hackett (21 tot.)	S. Carolina	1985

ASSISTED TACKLES — SEASON

94	Dino Hackett	200 total	1985
85	Cedric Felton	151 total	1985
83	Jacque Roman	130 total	2008
78	Jacque Roman	127 total	2007
78	Dexter Coakley	166 total	1996

ASSISTED TACKLES — CAREER

284	D.J. Smith	525 total	2007-10
266	Dexter Coakley	616 total	1993-96
257	Jacque Roman	408 total	2006-09
208	Cedric Felton	495 total	1982-86

DOUBLE-FIGURE TACKLE GAMES — SEASON

10	D.J. Smith	2010
10	Joe DiBernardo	1994

DOUBLE-FIGURE TACKLE GAMES — CAREER

37	Dexter Coakley	1993-96
----	----------------	---------

DOUBLE-FIGURE TACKLE GAMES — CONSECUTIVE

15	Dino Hackett	1984-85
----	--------------	---------

20-TACKLE GAMES — SEASON

6	Dino Hackett	1985
3	Dexter Coakley	1996

20-TACKLE GAMES — CAREER

7	Dexter Coakley	1993-96
6	Dino Hackett	1982-85

20-TACKLE GAMES — CONSECUTIVE

2	Dexter Coakley	ETSU/Furman	1996
2	Dexter Coakley	GSU/Marshall	1995
2	Dino Hackett	JMU/Furman	1985
2	Dino Hackett	CIT/Wake	1985

TACKLES FOR LOSS — GAME

6	William Peebles	E. Tenn. St.	1994
6	Avery Hall	Furman	1992

TACKLES FOR LOSS — SEASON

35	Avery Hall	1992
29	Darren Wilson	1981
26.5	Marques Murrell	2005
25	Josh Jeffries	2002
25	Sean Swoope	1992
24.5	Jason Hunter	2005
23	William Peebles	1994
20	Dexter Coakley	1994
19	D'Marco Jackson	2021
19	K.T. Stovall	2003
18	Gary Tharrington	2007
18	Chuck Gordon	1980
17.5	Nick Hampton	2021

TACKLES FOR LOSS — CAREER

61.5	Avery Hall	1989-92
59	Marques Murrell	2003-06
56	K.T. Stovall	2000-03
55	Josh Jeffries	1999-2002
47.5	Sean Swoope	1989-92
47	Darren Wilson	1979-82
46	Dexter Coakley	1993-96
45.5	Demetrius Taylor^	2017-21
44	Jabari Fletcher	2007-10
43	Chuck Gordon	1978-81
40	Nick Hampton	2018-22
39	Jackie Avery	1994-97
39	William Peebles	1991-94

^ Played 5 full seasons because of 2020 COVID allowance

QUARTERBACK SACKS — GAME

5	Rayford Cannon	Davidson	1986
---	----------------	----------	------

QUARTERBACK SACKS — SEASON

13	Marques Murrell	2006
13	Marques Murrell	2005
13	Jason Hunter	2005
12	Josh Jeffries	2001
11.5	William Peebles	1994
11.0	Nick Hampton	2021
10.5	Chip Miller	1994
10.5	Rocky Hunt	1998
10	Steve Carson	1997
10	K.T. Stovall	2002
9.5	Tee Sims	2017
9.5	Avery Hall	1992





**Josh Jeffries**



**Marques Murrell**



**Corey Lynch**

DEFENSIVE RECORDS

**QUARTERBACK SACKS — CAREER**

36.5	Josh Jeffries	1999-2002
36	Marques Murrell	2003-06
29.5	K.T. Stovall	2000-03
26.5	Nick Hampton	2018-22
26.5	Demetrius Taylor^	2017-21
24	Rocky Hunt	1996-98
23.5	Avery Hall	1989-92
22.5	Jason Hunter	2001-05
22.5	Sean Swoope	1989-92
22	Jabari Fletcher	2007-10
22	Darren Wilson	1979-82
20.5	Ronald Blair	2011-15
18.5	Jackie Avery	1994-97

^ Played 5 full seasons because of 2020 COVID allowance

**QUARTERBACK HURRIES — GAME**

11	Sean Swoope	E. Tenn. St.	1992
----	-------------	--------------	------

**QUARTERBACK HURRIES — SEASON**

43	Josh Jeffries	2001
43	Josh Jeffries	2000
36	Sean Swoope	1992
31	Sean Swoope	1991
27	Avery Hall	1992
25	Rocky Hunt	1999
25	Kevin Sikorski	1992
25	Avery Hall	1991
25	Chuck Phifer	1990
24	Shawn Elliott	1995
24	William Peebles	1994

**QUARTERBACK HURRIES — CAREER**

114	Josh Jeffries	1999-2001
79	Sean Swoope	1989-92
74	Avery Hall	1989-92
61	Rocky Hunt	1996-98
59	Jackie Avery	1994-97
57	Chuck Phifer	1987-90
51	William Peebles	1991-94
49	Chris Melick	1983-86
44	Ryan Watson	1997-2001
41	K.T. Stovall	2000-03
41	Anthony Downs	1984-87

**FORCED FUMBLES — GAME**

2	15 times (mr: Demetrius Taylor vs. UNC, 2019)
---	---

**FORCED FUMBLES — SEASON**

8	Dwayne Pelham	1989
7	Marques Murrell	2005
6	Marques Murrell	2006
6	Dino Hackett	1984
5	Dexter Coakley	1995
5	Chuck Phifer	1989
5	Wes Hunter	2001
4	Rashaad Townes	2017
4	Josh Jeffries	2000
4	Dexter Coakley	1994
4	Dino Hackett	1985
4	K.T. Stovall	2001

**FORCED FUMBLES — CAREER**

18	Marques Murrell	2003-06
13	Dexter Coakley	1993-96
13	Dino Hackett	1982-85
12	Dwayne Pelham	1987-90
11	K.T. Stovall	2000-03
8	Chuck Phifer	1987-90
7	Pierre Banks	2004-08
7	Josh Jeffries	1999-2002
7	Wes Hunter	1998-2001
7	Mickey Ray	1984-87

**FUMBLES RECOVERED — GAME**

2	31 times (mr: Eric Boggs, at Idaho, 2017)
---	---

**FUMBLES RECOVERED — SEASON**

5	Johnny Jennings	1989
4	Jabari Fletcher	2010
4	Jaquae Roman	2008
4	Corey Lynch	2003
4	Steve Kitchens	2000
4	Gary Dandridge	1988
4	Anthony Downs	1984
4	Joel Carter	1983
4	Mike Staton	1973
4	Eddie Biggs	1971
4	Terry Thompson	1971
4	Phil Keener	1970

**FUMBLES RECOVERED — CAREER**

10	Johnny Jennings	1987-90
9	Phil Keener	1969-72
8	Justin Seaverns	1998-2001
8	Anthony Downs	1984-87
7	Corey Lynch	2003-07
6	Jaquae Roman	2006-09
6	K.T. Stovall	2000-03
6	Avery Hall	1989-92
6	Chris Patton	1981-84
6	R. Richardson	1968-71
6	Mike Greene	1967-70
6	David Neeld	1967-70

**INTERCEPTIONS — GAME**

3	Steven Jones Jr.	Arkansas State	2021
3	Clifton Duck	New Mex. State	2017
3	Tae Hayes	New Mex. State	2017
3	Mark LeGree	Wofford	2008
3	Larry McKenzie	Davidson	1973

**INTERCEPTIONS — SEASON**

10*	Mark LeGree	2008
8	Larry Harbin	1963
7	Latrell Gibbs	2015
7	Mark LeGree	2009
7	Matt Stevens	1994
7	Wayne Byrd	1966
7	Wayne Byrd	1965
7	Larry Harbin	1964
6	Clifton Duck	2017
6	Corey Lynch	2007
6	Corey Lynch	2005
6	Corey Lynch	2003
6	Matt Stevens	1993
6	David Neeld	1968
6	Larry Harbin	1962

\* NCAA champion

**INTERCEPTIONS — CAREER**

25	Larry Harbin	1961-64
24	Corey Lynch	2003-07
22	Mark LeGree	2007-10
20	Wayne Byrd	1963-66
20	Matt Stevens	1992-95
14	Dave Richardson	1965-68
13	Corey Hall	1997-2000
12	Clifton Duck	2016-18
12	Mark Mayo	1988-91
12	Struggy Smith	1982-85
12	David Neeld	1967-70

**INTERCEPTION YARDS — GAME**

110	Trey Cobb	South Alabama	2021
106	John Hollar	Elon	1946

**INTERCEPTION YARDS — SEASON**

156	Justin Wozeah	4 INT	2005
149	Latrell Gibbs	7 INT	2015
144	Larry McKenzie	4 INT	1973

**INTERCEPTION YARDS — CAREER**

395	Corey Lynch	24 INT	2003-07
348	Larry Harbin	25 INT	1961-64

**INTERCEPTION RETURNS FOR TDs — GAME**

2	Steven Jones Jr.	Arkansas State	2021
2	Wayne Byrd	W. Carolina	1966
2	David Neeld	Presbyterian	1967
2	Joel Carter	Wake Forest	1983

**INTERCEPTION RETURNS FOR TDs — SEASON**

3	Steven Jones Jr.	2021
2	Shaun Jolly	2019
2	Rico Mack	1990
2	Joel Carter	1983
2	Rick Spencer	1972
2	David Neeld	1967
2	Wayne Byrd	1966
2	John Hollar	1946

**INTERCEPTION RETURNS FOR TDs — CAREER**

4	Steven Jones Jr.	2018-22
4	John Hollar	1945-47

**LONGEST INTERCEPTION RETURN**

100	Trey Cobb	South Alabama	2021
100	Rico Mack	James Madison	1990
100	John Hollar	W. Carolina	1947
100	John Hollar	Elon	1946
97	Doug Middleton	N.C. A&T	2011
91	Latrell Gibbs	Wyoming	2015
90	T.D. Roof	Elon	2021
82	Wes Hunter	Chattanooga	1999
78	Justin Wozeah	S. Illinois	2005
77	Quinton McKinney	Furman	1974
75	Jon Duncan	Edinboro	1995
71	A.J. Howard	Troy	2016
70	Brandon Grier	Chattanooga	2012
70	Titus Howard	Elon	2005
70	Larry McKenzie	Davidson	1973

**PASSES DEFENDED — CAREER**

52	Corey Lynch	2003-07
51	Justin Wozeah	2004-07

**BLOCKED PUNTS — GAME**

2	Steven Jones Jr.	Gardner-Webb	2018
2	Dino Hackett	E. Tenn. St.	1985
2	Chuck Hill	Liberty	1987
2	Chuck Hill	W. Carolina	1987

**BLOCKED PUNTS — SEASON**

4	Chuck Hill	1987
---	------------	------

**BLOCKED PUNTS — CAREER**

7	Quincy Bethea	1984-87
---	---------------	---------

**TOTAL BLOCKED KICKS — SEASON**

4	Chuck Hill	4 punts	1987
3	Corey Lynch	1 punt/2 FG	2007
3	Corey Lynch	3 FG	2006

**TOTAL BLOCKED KICKS — CAREER**

8	Quincy Bethea	7 punts/1 FG	1984-87
6	Corey Lynch	1 punt/5 FG	2003-07



DEFENSIVE RECORDS

### TACKLES

Year	Player	Solo	Assists	Total
1980	Greg Angle	67	62	129
1981	Ricardo Smith	62	53	115
1982	Van Smith	69	71	140
1983	Cedric Felton	76	52	128
1984	Dino Hackett	66	41	107
1985	Dino Hackett	106	94	200
1986	Cedric Felton	79	36	115
1987	Kenny Blacknell	85	50	135
1988	Johnny Jennings	77	52	129
1989	Dwayne Pelham	92	23	115
1990	Rico Mack	61	33	94
1991	Brent David	69	32	101
	Rico Mack	66	35	101
1992	Brent David	97	29	126
1993	Dexter Coakley	90	69	159
1994	Dexter Coakley	81	60	141
1995	Dexter Coakley	91	59	150
1996	Dexter Coakley	88	78	166
1997	Earl Hunter	88	37	125
1998	Adam Neihsel	69	55	124
1999	Corey Hall	85	20	105
2000	Justin Seaverns	80	55	135
2001	Justin Seaverns	79	31	110
2002	Sam Smalls	72	50	122
2003	Jeremy Wiggins	42	48	90
2004	Jerelle Carter	50	52	102
2005	Jeremy Wiggins	61	73	134
2006	Pierre Banks	56	54	110
2007	Jacque Roman	49	78	127
2008	Jacque Roman	47	83	130
2009	D.J. Smith	60	77	137
2010	D.J. Smith	76	68	144
2011	Jeremy Kimbrough	43	62	105
2012	Jeremy Kimbrough	69	74	143
2013	Karl Anderson	49	64	113
2014	John Law	46	45	91
2015	Eric Boggs	54	50	104
2016	Eric Boggs	43	55	98
2017	Eric Boggs	50	52	102
2018	Akeem Davis-Gaither	48	57	105
2019	Jordan Fehr	53	56	109
2020	D'Marco Jackson	37	54	91
	Trey Cobb	33	58	91
2021	D'Marco Jackson	57	63	120
2022	Nick Ross	42	31	73

### TACKLES FOR LOSS

Year	Player	No.
1980	Chuck Gordon	18
1981	Darren Wilson	29
1982	Darren Wilson	13
1983	Chris Melick	8
1984	Dino Hackett	9
1985	Tommy Dawkins	16
1986	Rayford Cannon	8
1987	Anthony Downs	9
1988	Anthony Waters	11
	Randy Harper	11
1989	Chuck Phifer	10
1990	Rico Mack	10
1991	Sean Swoope	12.5
1992	Avery Hall	35
1993	Brent David	7
1994	William Peebles	22
1995	Dexter Coakley	11
1996	Jackie Avery	14
1997	Joey Hall	13
1998	Joey Hall	15
1999	Jimmy Freeman	7
	Rocky Hunt	7
2000	Josh Jeffries	13
2001	K.T. Stovall	15
	Ryan Watson	15
2002	Josh Jeffries	25
2003	K.T. Stovall	22
2004	Marques Murrell	12.5
2005	Marques Murrell	26.5
2006	Marques Murrell	17
2007	Gary Tharrington	18
2008	Jabari Fletcher	12.5
2009	D.J. Smith	14.5
2010	Jabari Fletcher	16.5
2011	Jeremy Kimbrough	12
2012	Jeremy Kimbrough	12.5
2013	Adam Scott	8.5
2014	Ronald Blair	13
2015	Ronald Blair	19
2016	Tee Sims	12
2017	Tee Sims	13.5
2018	Noel Cook	11.5
2019	Akeem Davis-Gaither	14.5
2020	Demetrius Taylor	13.0
2021	D'Marco Jackson	19.0
2022	Nick Hampton	9.5

### GAMES PLAYED

Before COVID extended careers in 2021, no one had played in more college football games than LB **Pierre Banks** (right). Banks set an NCAA record by playing in **62** games during his career (2004-08). He played in three games as a true freshman before suffering an injury and receiving a medical redshirt. He played in all 59 games from 2005-08. App State's **Thomas Hennigan, Caleb Spurlin** and **Xavier Subotsch** played in **66** games from 2017-21.

### SACKS

Year	Player	No.
1980	Chuck Gordon	7
1981	Darren Wilson	9
1982	Darren Wilson	7
1983	Chris Patton	4
	James Hardman	4
	Chris Patton	5
1984	John Edmond	9
1986	Rayford Cannon	9
1987	Anthony Downs	7
1988	Chuck Phifer	6
1989	Avery Hall	6
1990	Avery Hall	4.5
1991	Sean Swoope	5
1992	Avery Hall	4.5
1993	Kevin Sikorski	4
1994	William Peebles	11.5
1995	Jackie Avery	5.5
	Steve Carson	5.5
1996	Jackie Avery	5.5
1997	Steve Carson	10
1998	Rocky Hunt	10
1999	Jimmy Freeman	4.5
	Rocky Hunt	4.5
2000	Josh Jeffries	7
	Jimmy Freeman	7
2001	Josh Jeffries	11
2002	K.T. Stovall	10
2003	K.T. Stovall	10
2004	Marques Murrell	7
2005	Jason Hunter	13
	Marques Murrell	13
2006	Marques Murrell	13
2007	Tony Robertson	5.5
	Tim Washington	5.5
2008	Jabari Fletcher	6
	Lanston Tanyi	6
2009	Lanston Tanyi	7.5
2010	Jabari Fletcher	9
2011	Jeremy Kimbrough	4
	John Rizzor	4
2012	Brandon Grier	6
2013	Adam Scott	2
	Deuce Robinson	2
	Ronald Blair	6
2015	Ronald Blair	7.5
2016	Tee Sims	7
2017	Tee Sims	9.5
2018	Jordan Fehr	5.5
2019	Demetrius Taylor	7.0
2020	Demetrius Taylor	6.0
2021	Nick Hampton	11.0
2022	Nick Hampton	7.0

### QUARTERBACK HURRIES

Year	Player	No.
1984	Chris Patton	13
	Chris Melick	13
1985	Chris Melick	18
1986	Anthony Waters	12
1987	Anthony Downs	15
1988	Jimmy Snowden	16
1989	Chuck Phifer	22
1990	Chuck Phifer	25
1991	Sean Swoope	31
1992	Sean Swoope	36
1993	Vinson Fraley	10
1994	William Peebles	12
1995	Shawn Elliott	24
1996	Jackie Avery	14
1997	Earl Hunter	21
1998	Rocky Hunt	15
1999	Rocky Hunt	25
2000	Josh Jeffries	43
2001	Josh Jeffries	43
2002	Josh Jeffries	19
2003	K.T. Stovall	11
2004	Marques Murrell	5
2005	Marques Murrell	8
2006	Marques Murrell	13
2007	Gary Tharrington	7
2008	Lanston Tanyi	9
2009	Jabari Fletcher	11
2010	Jabari Fletcher	9
2011	John Rizzor	8
2012	Brandon Grier	6
2013	Michael Frazier	7
2014	Ronald Blair	7
	Deuce Robinson	7
2015	Devan Stringer	9
2016	Stringer/Sims/Reed	4
2017	Anthony Flory	5
2018	MyQuon Stout/Flory	4
2019	Demetrius Taylor	8
	Nick Hampton	8
2020	Demetrius Taylor	8
2021	D'Marco Jackson	12
2022	Jalen McLeod	8

### INTERCEPTIONS

Year	Player	INT	Yards	Avg.	TD
1963	Larry Harbin	8	112	14.0	1
1964	Larry Harbin	7	81	11.6	0
1965	Wayne Byrd	7	96	13.7	0
1966	Wayne Byrd	7	83	11.6	2
1967	Dave Richardson	4	25	6.3	0
1968	David Neeld	6	95	15.8	1
1969	David Neeld	4	88	22.0	0
1970	Phil Keener	3	36	12.0	0
1971	Roger Hinshaw	4	41	10.3	0
	Wesley Beam	4	0	0.0	0
1972	Rick Spencer	4	108	27.0	2
1973	Larry McKenzie	4	144	36.0	1
1974	Larry McKenzie	3	35	11.7	0
1975	Quinton McKinney	2	94	47.0	0
1976	Quinton McKinney	4	27	6.8	0
1977	Pat Showalter	2	28	14.0	1
	Jeff Vincent	2	19	9.5	0
	Ernie Henderson	2	18	9.0	0
1978	Gary Falden	5	58	11.6	0
1979	Andy Tyrrell	2	22	11.0	0
	Alan Breeding	2	21	10.5	0
	Jeff Vincent	2	12	6.0	0
1980	Jeff Vincent	3	4	1.3	0
1981	Chris Porter	3	29	9.7	0
	Curtis Inman	3	17	5.7	0
1982	Curtis Inman	3	15	5.0	0
1983	Tim Greene	3	7	2.3	0
1984	Struggy Smith	5	58	11.6	1
1985	Struggy Smith	5	39	7.8	0
1986	Darryl Russell	3	78	26.0	0
	Jimmy Armstrong	3	64	21.3	1
1987	Keith Collins	3	62	20.7	0
	Leonard Lee	3	29	7.8	0
1988	Mark Moore	3	32	10.7	0
1989	Keith Collins	3	1	0.3	0
1990	Rico Mack	4	138	34.5	2
	Donnie Durham	4	39	9.8	0
	Mark Mayo	4	32	8.0	0
1991	Mark Mayo	5	35	7.0	0
1992	Kenny Bright	3	0	0.0	0
	Will Robinson	3	20	6.7	0
1993	Matt Stevens	6	124	20.6	0
1994	Matt Stevens	7	65	9.3	1
1995	Matt Stevens	3	43	14.3	0
1996	Elando Johnson	3	57	19.0	0
	L.J. Brooks	3	47	15.7	0
1997	Ken Byrd	2	46	23.0	0
1998	Chuck Payne	5	82	16.4	0
1999	Corey Hall	5	76	15.2	0
	Remi Awolowo	5	86	17.2	0
2000	Du'Shon Martin	5	59	11.8	1
2001	Nygel Rogers	3	14	4.7	0
2002	Scott Cornatzer	3	31	10.3	0
2003	Corey Lynch	6	61	10.0	0
2004	Nygel Rogers	2	60	30.0	1
	Zodd Kelly	2	9	4.5	0
2005	Corey Lynch	6	111	18.5	0
2006	Corey Lynch	5	101	20.2	0
	Jeremy Wiggins	5	60	12.0	0
2007	Corey Lynch	6	114	19.0	1
2008	Mark LeGree	10	32	3.2	0
2009	Mark LeGree	7	81	11.6	0
2010	Mark LeGree	5	66	13.2	0
2011	Demetrius McCray	5	8	1.6	0
2012	Demetrius McCray	4	24	6.0	0
2013	Kennan Gilchrist	3	23	7.7	0
2014	Doug Middleton	4	52	13.0	1
2015	Latrell Gibbs	7	144	20.5	2
2016	Clifton Duck	5	72	14.4	1
2017	Clifton Duck	6	98	16.3	0
2018	Desmond Franklin	4	113	28.3	1
	Tae Hayes	4	102	25.5	0
	Josh Thomas	4	28	7.0	0
2019	Shaun Jolly	5	54	10.8	2
2020	Brendan Harrington	4	95	23.8	1
2021	Steven Jones Jr.	5	97	19.4	3
2022	Dexter Lawson Jr.	3	1	0.3	0







Noah Hannon and Thomas Hennigan

APP STATE CAREER GAMES — CAREER (OFF/DEF)

66	Thomas Hennigan <sup>^</sup>	WR	2017-21
66	Caleb Spurlin <sup>^</sup>	DE	2017-21
66	Xavier Subotsch <sup>^</sup>	P	2017-21
65	Tyler Bird <sup>^</sup>	LB	2018-22
65	Demetrius Taylor <sup>^</sup>	DE	2017-21
65	Malik Williams <sup>^</sup>	WR	2017-21
64	Steven Jones <sup>^</sup>	CB	2018-22
64	Baer Hunter <sup>^</sup>	OL	2017-21
62	Pierre Banks	LB	2004-08

<sup>^</sup> Played 5 full seasons because of 2020 COVID allowance

APP STATE CAREER STARTS — CAREER (OFF/DEF)

65	Thomas Hennigan <sup>^</sup>	WR	2017-21
55*	Jerome Touchstone	CB	2004-07
54	Justin Woazeah	CB	2004-07
52	Baer Hunter <sup>^</sup>	OL	2017-21
52*	Noah Hannon	OL	2017-20
51	Cooper Hodges	OL	2018-22
51	Victor Johnson	OL	2016-19
50*	D.J. Smith	LB	2007-10
50	Scott Suttle	OL	2004-07

\* Consecutive

<sup>^</sup> Played 5 full seasons because of 2020 COVID allowance

FBS GAMES STARTED — CAREER (OFF/DEF)

65	Thomas Hennigan <sup>^</sup>	WR	App State	2017-21
65	Alex Palczewski <sup>^</sup>	OL	Illinois	2017-22
62	Manase Mose	OL	North Texas	2018-22
61	Trey Carter <sup>^</sup>	OL	Coastal Carolina	2017-21

<sup>^</sup> Played 5 full seasons because of 2020 COVID allowance

\* The 2020 season didn't count against any FBS player's eligibility, but Palczewski was granted a waiver for a sixth season in 2022 because he only played four games in 2020

ALL-TIME TELEVISED GAMES

Date	Network	Opponent	Score
Oct. 20, 1976	ABC	at East Carolina	L, 35-7
Oct. 18, 1978	ABC	at Western Carolina	W, 39-13
Sept. 22, 1979	ESPN	Western Carolina	W, 35-27
Oct. 25, 1980	ABC	Furman	L, 21-20
Sep. 26, 1981	ABC	at The Citadel	L, 34-20
Sept. 23, 1983	CBS	at The Citadel	W, 27-16
Aug. 30, 1986	Local	Western Carolina	W, 17-13
Nov. 7, 1987	Local	Marshall	W, 17-10
Dec. 5, 1987	Local	Georgia Southern*	W, 19-0
Dec. 12, 1987	Local	Marshall*	L, 24-10
Oct. 15, 1988	SoCon	Furman	L, 24-9
Aug. 31, 1991	SS	Marshall	W, 9-3
Sep. 28, 1991	SS	Chattanooga	W, 42-7
Nov. 7, 1992	SS	at Marshall	W, 37-34
Oct. 16, 1993	SS	Georgia Southern	L, 34-28
Oct. 23, 1993	SS	at Marshall	L, 35-3
Oct. 8, 1994	SS	Furman	W, 30-6
Oct. 22, 1994	SS	Marshall	W, 24-14
Oct. 14, 1995	SS	Georgia Southern	W, 27-17
Oct. 21, 1995	SS	at Marshall	W, 10-3
Oct. 26, 1996	SS	Marshall	W, 10-24
Nov. 23, 1996	SS	VMI	W, 26-14
Sep. 20, 1997	FSNS	Eastern Kentucky	W, 27-23
Oct. 4, 1997	FSNS	East Tennessee State	L, 25-19
Oct. 10, 1998	FSNS	Furman	W, 26-13
Nov. 21, 1998	FSNS	at Western Carolina	L, 23-6
Sep. 4, 1999	COSE	at Auburn	L, 22-15
Oct. 16, 1999	FSNS	Georgia Southern	W, 17-16
Nov. 27, 1999	HTS	Florida A&M*	L, 44-29
Sep. 9, 2000	CSS	Troy State	L, 34-28
Oct. 7, 2000	FSNS	Furman	W, 18-17
Oct. 14, 2000	CSS	at Georgia Southern	L, 34-28
Dec. 9, 2000	Local	at Montana*	L, 19-16 (OT)
Oct. 6, 2001	CSS	at Furman	L, 28-22
Oct. 13, 2001	FSNS	Georgia Southern	L, 27-18
Aug. 31, 2002	ESPN+	at Marshall	L, 50-17
Sep. 14, 2002	FSNS	Eastern Kentucky	W, 36-28
Sep. 21, 2002	CSS	at Liberty	W, 29-22
Oct. 12, 2002	FSNS	Furman	W, 16-15
Oct. 19, 2002	FSNS	at Georgia Southern	L, 36-20
Nov. 16, 2002	FSNS	at Western Carolina	W, 24-14
Aug. 30, 2003	FSNS	at Hawaii	L, 40-17
Sep. 6, 2003	CSTV	at Eastern Kentucky	L, 35-7
Oct. 4, 2003	TFN	East Tennessee State	W, 21-7
Oct. 11, 2003	FSNS	at Furman	W, 13-10
Oct. 18, 2003	FSNS	Georgia Southern	W, 28-21
Oct. 25, 2003	TFN	at Wofford	L, 24-14
Oct. 9, 2004	FSNS	Furman	W, 30-29
Nov. 12, 2005	CSS	Western Carolina	W, 35-25
Oct. 16, 2004	CSS	at Georgia Southern	L, 54-7
Oct. 23, 2004	CSTV	Wofford	W, 38-17
Nov. 13, 2004	CSET	at Western Carolina	L, 30-27
Oct. 8, 2005	CSS	at Furman	L, 34-31
Oct. 15, 2005	FSNS	Georgia Southern	W, 24-7
Oct. 22, 2005	CSS	at Wofford	W, 49-17
Oct. 29, 2005	CSS	Chattanooga	W, 35-25
Nov. 26, 2005	Local	Lafayette*	W, 34-23
Dec. 3, 2005	ESPNU	Southern Illinois*	W, 38-24
Dec. 10, 2005	ESPN2	Furman*	W, 29-23
Dec. 16, 2005	ESPN2	Northern Iowa*	W, 21-16
Sep. 23, 2006	ESPNU	at Gardner-Webb	W, 41-6
Oct. 21, 2006	SS	at GS	W, 27-20 (2OT)
Oct. 28, 2006	SS	Furman	W, 40-7
Nov. 25, 2006	ESPNU	Coastal Carolina*	W, 45-28
Dec. 2, 2006	ESPN2	Montana State*	W, 38-17
Dec. 9, 2006	ESPN	Youngstown State*	W, 49-24
Dec. 15, 2006	ESPN2	Massachusetts*	W, 28-17
Sep. 1, 2007	BTN	at Michigan	W, 34-32
Sep. 22, 2007	SS	at Wofford	L, 42-31
Oct. 20, 2007	MASN	Georgia Southern	L, 38-35
Oct. 27, 2007	SS	at Furman	W, 34-27
Nov. 10, 2007	ESPNU	Western Carolina	W, 79-35
Nov. 17, 2007	SS	Chattanooga	W, 37-17
Nov. 24, 2007	CSS	James Madison*	W, 28-27
Dec. 1, 2007	ESPN2	Eastern Washington*	W, 38-35
Dec. 7, 2007	ESPN2	Richmond*	W, 55-35
Dec. 14, 2007	ESPN2	Delaware*	W, 49-21
Aug. 30, 2008	ESPNCL	at LSU	L, 41-13
Sep. 20, 2008	CN8	at James Madison	L, 35-32
Oct. 4, 2008	SS	The Citadel	W, 47-21
Oct. 18, 2008	SS	at Georgia Southern	W, 37-36
Oct. 31, 2008	ESPN2	Wofford	W, 70-24
Nov. 22, 2008	SS	at Western Carolina	W, 35-10
Nov. 29, 2008	ESPNU	S.C. State*	W, 37-21
Dec. 6, 2008	ESPN2	Richmond*	L, 33-13
Sep. 5, 2009	MASN	at East Carolina	L, 29-24
Sep. 12, 2009	WMYA	McNeese State	L, 40-35
Oct. 17, 2009	SS	at Wofford	W, 44-34

Date	Network	Opponent	Score
Oct. 24, 2009	SS	Georgia Southern	W, 52-16
Oct. 31, 2009	WLOS	at Furman	W, 52-27
Nov. 14, 2009	SS	at Elon	W, 27-10
Nov. 28, 2009	ESPNU	SC. State*	W, 20-13
Dec. 5, 2009	ESPN2	at Richmond*	W, 35-31
Dec. 12, 2009	ESPN	at Montana*	L, 24-17
Sep. 4, 2010	SS	at Chattanooga	W, 42-41
Oct. 9, 2010	SS	Elon	W, 34-31
Oct. 23, 2010	SS	at Western Carolina	W, 37-14
Oct. 30, 2010	WMYA	Furman	W, 37-26
Nov. 13, 2010	SS	Wofford	W, 43-13
Nov. 20, 2010	ESPN2	at Florida	L, 48-10
Dec. 4, 2010	ESPN2	Western Illinois*	W, 42-14
Dec. 11, 2010	ESPN	Villanova*	L, 42-24
Sep. 3, 2011	ACC	at Virginia Tech	L, 66-13
Oct. 1, 2011	SoCon	at Wofford	L, 28-14
Oct. 29, 2011	SoCon	Georgia Southern	W, 24-17
Nov. 19, 2011	SoCon	at Elon	W, 28-21
Dec. 3, 2011	ESPN2	Maine*	L, 34-12
Sep. 1, 2012	FSN	East Carolina	L, 35-13
Sep. 8, 2012	ESPN2	Montana	W, 35-27
Aug. 31, 2013	ESPN2	at Montana	L, 30-6
Nov. 9, 2013	ESPN2	at Georgia	L, 45-6
Aug. 30, 2014	ESPN2	at Michigan	L, 52-14
Sep. 20, 2014	ASN	at Southern Miss	L, 21-20
Sep. 25, 2014	ESPNU	at Georgia Southern	L, 34-14
Oct. 4, 2014	Sun Belt	South Alabama	L, 47-21
Sep. 26, 2015	ASN	at Old Dominion	W, 49-0
Oct. 22, 2015	ESPNU	Georgia Southern	W, 31-13
Nov. 5, 2015	ESPNU	Arkansas State	L, 40-27
Dec. 19, 2015	ESPN	vs. Ohio <sup>^</sup>	W, 31-29
Sep. 1, 2016	SECN	at Tennessee	L, 20-13 (OT)
Sep. 10, 2016	ASN	Old Dominion	W, 31-7
Sep. 17, 2016	ESPN	Miami	L, 45-10
Sep. 24, 2016	ASN	at Akron	W, 45-38
Oct. 1, 2016	ASN	Georgia State	W, 17-3
Oct. 12, 2016	ESPN2	at Louisiana	W, 24-0
Oct. 27, 2016	ESPNU	at Georgia Southern	W, 34-10
Dec. 17, 2016	ESPN	vs. Toledo <sup>^</sup>	W, 31-28
Sep. 2, 2017	ESPN	at Georgia	L, 31-10
Nov. 9, 2017	ESPNU	Georgia Southern	W, 27-6
Dec. 23, 2017	ESPN	vs. Toledo <sup>^</sup>	W, 34-0
Sep. 1, 2018	BTN	at Penn State	L, 45-38 (OT)
Oct. 9, 2018	ESPN2	at Arkansas State	W, 35-9
Oct. 25, 2018	ESPNU	at Georgia Southern	L, 34-14
Dec. 1, 2018	ESPN	Louisiana (SBC)	W, 30-19
Dec. 15, 2018	ESPN	vs. Middle Tenn. <sup>^</sup>	W, 45-13
Sep. 21, 2019	RSN	at North Carolina	W, 34-31
Oct. 9, 2019	ESPN2	at Louisiana	W, 17-7
Oct. 26, 2019	ESPNU	at South Alabama	W, 30-3
Oct. 31, 2019	ESPNU	Georgia Southern	L, 24-21
Nov. 9, 2019	ESPN2	at South Carolina	W, 20-15
Nov. 16, 2019	ESPNU	at Georgia State	W, 56-27
Dec. 7, 2019	ESPN	Louisiana (SBC)	W, 45-38
Dec. 21, 2019	ESPN	UAB <sup>^</sup>	W, 31-17
Sep. 12, 2020	ESPN2	Charlotte	W, 35-20
Sep. 19, 2020	CBS	at Marshall	L, 17-7
Oct. 22, 2020	ESPN	Arkansas State	W, 45-17
Oct. 31, 2020	ESPNU	at ULM	W, 31-13
Nov. 21, 2020	ESPN	at Coastal Carolina	L, 34-23
Nov. 28, 2020	ESPN2	Troy	W, 47-10
Dec. 4, 2020	ESPN	Louisiana (8:30, Fri.)	L, 24-21
Dec. 21, 2020	ESPN	North Texas <sup>^</sup>	W, 56-28
Sep. 2, 2021	ESPNU	ECU in CLT (Thurs.)	W, 33-9
Sep. 11, 2021	ESPNU	at Miami	L, 25-23
Sep. 23, 2021	ESPN	Marshall (Thurs.)	W, 31-30
Oct. 12, 2021	ESPN2	at Louisiana	L, 41-13
Oct. 20, 2021	ESPN2	Coastal Car. (Wed.)	W, 30-27
Dec. 4, 2021	ESPN	at Louisiana (SBC)	L, 24-16
Dec. 18, 2021	ESPN	WKU <sup>^</sup>	L, 59-38
Sep. 3, 2022	ESPNU	North Carolina	L, 63-61
Sep. 10, 2022	ESPN2	at Texas A&M	W, 17-14
Oct. 19, 2022	ESPN2	Ga. State (Wed.)	W, 42-17
Nov. 3, 2022	ESPN	Coastal Car. (Thurs.)	L, 35-28

\* Denotes FCS Playoffs      ^ Denotes FBS Bowl Game  
 Record on ESPN:                    12-9  
 on ESPN2:                            16-2  
 on ESPNU:                            13-6  
 on ESPN/ESPN2/ESPNU        41-17

GAMES/STARTS/TV HISTORY



## SINGLE-GAME DEFENSE

### RUSHING

**Most Attempts Allowed**

83 by VMI (461 yds.), 1991

**Fewest Yards Allowed**

(-28) by East Tennessee St. (28 att.), 1994

**Most Yards Allowed**

472 by Wofford (81 att.), 2003

**Touchdowns Allowed**

6 by The Citadel, 2012

6 by Chattanooga, 1978

### PASSING

**Most Attempts Allowed**

61 by Presbyterian (35 comp.), 2008

**Most Completions Allowed**

35 by Georgia Southern (52 att.), 2022

35 by Presbyterian (61 att.), 2008

35 by Chattanooga (57 att.), 1999

**Fewest Yards Allowed**

0 by The Citadel (0-for-6), 2010

**Most Yards Allowed**

540 by Chattanooga (30-for-46), 2004

**Touchdowns Allowed**

6 by WKU, 2021

5 by Illinois State, 2012

5 by Chattanooga, 2004

5 by Marshall, 1992

### TOTAL OFFENSE

**Most Plays Allowed**

98 by Emory & Henry (632 yds.), 1968

**Fewest Yards Allowed**

1 by Piedmont (34 att.), 1936

**Most Yards Allowed**

795 by Chattanooga (84 att.), 1978

### SCORING

**Most Points Allowed**

72 by Chattanooga, 1978

**Most Touchdowns Allowed**

9 by Chattanooga, 1978

### FIRST DOWNS

**Fewest First Downs Allowed**

2 by Guilford, 1937

2 by Piedmont, 1936

**Most First Downs Allowed**

31 by Louisiana, 2019 (SBC title game)

31 by Furman, 2004

### FORCED FUMBLES

**Most Fumbles Forced By App's Defense**

9 vs. The Citadel (4 rec.), 1994

### INTERCEPTIONS

**Most Passed Intercepted By App's Defense**

6 vs. New Mexico State, 2017

5 vs. Mississippi College, 1991

5 vs. Elon, 1968

### SACKS

**Most Sacks By App's Defense**

11 vs. Furman, 1995

11 vs. East Tennessee State, 1994

### PUNTING

**Punts Forced By App's Defense**

13, Western Carolina, 2008

**Opponent Punt Yards vs. App State**

497 by Western Carolina (13 punts), 2008

**Punt Blocks by App State Special Teams**

2, six times (most recently 2018 vs. GWU)

## SINGLE-SEASON DEFENSE

### RUSHING

**Most Attempts Allowed**

630 (2,899 yds.), 2007

**Fewest Yards Allowed**

783 (267 att.), 1963

**Most Yards Allowed**

3,125 (653 att.), 1977

**Fewest Yards Per Game Allowed**

87.0 (783 yds.), 1963

**Most Yards Per Game Allowed**

284.1 (3,125 yds.), 1977

**Touchdowns Allowed**

36, 1977

### PASSING

**Fewest Attempts Allowed**

158 (67 comp.), 1974

**Most Attempts Allowed**

461 (246 comp.), 2007

**Fewest Completions Allowed**

67 (158 att.), 1974

**Most Completions Allowed**

253 (455 att.), 2019

251 (442 att.), 2021

246 (641 att.), 2007

**Fewest Yards Allowed**

812 (101-for-223), 1962

**Most Yards Allowed**

3,108 (251-for-442), 2021

2,799 (246-for-461), 2007

**Fewest Yards Per Games Allowed**

81.2 (812 yds.), 1962

**Most Yards Per Game Allowed**

222.6 (2,671 yds.), 2012

**Most Touchdowns Allowed**

20, 2019

20, 2012

20, 2007

### TOTAL OFFENSE

**Most Plays Allowed**

1,091 (5,698 yds.), 2007

**Fewest Yards Allowed**

991 (377 att.), 1937

**Most Yards Allowed**

5,698 (1,091 att.), 2007

**Fewest Yards Per Game Allowed**

110.0 (991 yds.), 1937

**Most Yards Per Game Allowed**

410.0 (4,510 yds.), 1977

### SCORING

**Fewest Points Allowed**

7, 1937

**Most Points Allowed**

400, 2007

**Fewest Points Allowed Per Game**

0.7 (7 pts.), 1937

**Most Points Allowed Per Game**

32.5 (358 pts.), 2004

**Shutouts By App's Defense**

9, 1937

**Consecutive Shutouts by App's Defense**

9, 1937

**Most Touchdowns Allowed**

53, 2007

## FIRST DOWNS

**Fewest First Downs Allowed**

29, 1937

**Most First Downs Allowed**

314 (160 rush, 132 pass, 22 pen.), 2007

**Most Allowed By Rushing**

174, 1977

**Most Allowed By Passing**

152, 2005

**Most Allowed By Penalty**

28, 2019

26, 2005

## FORCED FUMBLES

**Most Forced By App's Defense**

47 (23 lost), 1972

**Most Recovered By App's Defense**

30 (46 fumbles), 1976

**Fewest Turnovers Forced By App's Defense**

17 (6 fumbles, 11 INTs), 1997

17 (7 fumbles, 10 INTs), 1996

## INTERCEPTIONS

**Most Interceptions By App's Defense**

24, 1968

**Fewest Interceptions By App's Defense**

4, 1996

## SACKS

**Most Sacks By App's Defense**

51, 1994

## PUNTING

**Punts Forced By App's Defense**

92 (3,405 yds.), 2006

**Opponent Punt Yards Vs. App State**

3,594 (85 att.), 2019

3,405 (92 att.) 2006

**Most Yards Per Punt Vs. App State**

43.3 (72 att.), 2021

42.5 (55 att.), 2013

**Punt Blocks**

9, 1987



Joe DiBernardo contributed 141 tackles to an App State defense that set single-game school records for sacks, forced fumbles and fewest rushing yards allowed during the 1994 season.



**SINGLE-GAME OFFENSE**

**RUSHING BY APP STATE**

**Most Attempts**

82 vs. East Carolina (394 yds.), 1975

**Most Yards**

713 vs. Piedmont (71 att.), 1936

**Fewest Yards**

(-29) vs. Western Carolina (39 att.), 1965

**Touchdowns**

13 vs. Piedmont, 1936

**PASSING BY APP STATE**

**Most Attempts**

57 vs. Virginia Tech (21 comp.), 1982

57 vs. Liberty (37 comp.), 1997

**Fewest Attempts**

3 vs. Western Carolina (0 comp.), 1963

**Most Completions**

40 vs. Texas State (53 att.), 2022

40 vs. Furman (45 att.), 2004

**Fewest Completions**

0 vs. Western Carolina (3 att.), 1963

**Most Yards**

475 vs. Elon (36-for-54), 2004

**Fewest Yards**

0 vs. Western Carolina (0-3), 1963

**Touchdowns**

6 vs. North Carolina, 2022

5 vs. Middle Tennessee (bowl), 2018

5 vs. Savannah State, 2017

5 vs. The Citadel, 2010

5 vs. Wofford, 2008

5 vs. Northwestern State, 2004

5 vs. Wofford, 1968

5 vs. Presbyterian, 1967

**Passes Intercepted By Opponent**

7 vs. Marshall, 1990

**Times Sacked By Opponent**

8 by Clemson, 1990

**TOTAL OFFENSE BY APP STATE**

**Plays**

104 vs. Wake Forest (418 yds.), 1981

**Most Yards**

788 vs. Piedmont (96 att.), 1936

**Fewest Yards**

34 vs. Western Carolina (58 att.), 1965



Led by All-Americans Armanti Edwards (14) and Kevin Richardson (28), App State set 15 offensive school records and led the nation in total offense in 2007.

**SCORING BY APP STATE**

**Points**

115 vs. Piedmont, 1936

**Touchdowns**

16 vs. Piedmont, 1936

**Field Goals Attempted**

6 vs. Western Carolina (6 made), 2011

6 vs. Furman (4 made), 1991

**Field Goals Made**

6 vs. Western Carolina, 2011

**PATs Attempted**

14 vs. Piedmont (13 made), 1936

**PATs Made**

13 vs. Piedmont (14 att.), 1936

**FIRST DOWNS BY APP STATE**

**Most First Downs**

39 vs. Marshall, 2021

36 vs. North Carolina, 2022

36 vs. Jacksonville, 2010

**Fewest First Downs**

3 vs. Western Carolina, 1965

**FUMBLES BY APP STATE**

**Fumbles**

8 vs. Wofford (5 lost), 1973

**Fumbles Lost**

7 vs. Western Carolina (7 fum.), 1998

**PUNTING BY APP STATE**

**Punts**

13 vs. The Citadel (512 yds.), 1985

**Punt Yards**

512 vs. The Citadel (13 punts), 1985

**Punts Had Blocked**

2 vs. Wyoming, 2004

2 vs. North Carolina A&T, 1993

**SINGLE-SEASON OFFENSE**

**RUSHING BY APP STATE**

**Attempts**

755 (4,311 yds.), 2007

**Most Yards**

4,311 (755 att.), 2007

**Fewest Yards**

1,132 (379 att.), 2004

**Most Yards Per Game**

313.6 (3,450 yds.), 1975

**Fewest Yards Per Game**

102.9 (1,132 yds.), 2004

**Touchdowns**

53, 2007

**PASSING**

**Most Attempts**

436 (231 comp., 2,759 yds.), 1981

**Fewest Attempts**

137 (46 comp., 504 yds.), 1965

**Most Completions**

291 (417 att., 3,261 yds.), 2013

291 (430 att., 3,525 yds.), 2012

**Fewest Completions**

46 (137 att., 504 yds.), 1965

**Most Yards**

3,621 (284-for-430), 2009

**Fewest Yards**

504 (46-for-137), 1965

**Most Yards Per Game**

322.6 (3,549 yds.), 2004

**Fewest Yards Per Game**

50.4 (504 yds.), 1965

**Touchdowns**

33, 2015

**Most Passes Intercepted By Opponents**

22, 1981

**Fewest Passes Intercepted By Opponents**

5, 1991

**TOTAL OFFENSE BY APP STATE**

**Plays**

1,088 (7,324 yds.), 2007

**Most Yards**

7,324 (1,088 att.), 2007

**Most Yards Per Game**

488.3 (7,324 yds.), 2007

*NCAA statistical champion*

**Fewest Yards**

1,757 (558 att.), 1965

**Fewest Yards Per Game**

175.7 (1,757 yds.), 1965

**SCORING BY APP STATE**

**Most Points**

641, 2007

**Fewest Points**

53, 1945

**Most Points Per Game**

42.7 (641 pts.), 2007

**Fewest Points Per Game**

7.6 (53 pts.), 1945

**Touchdowns**

85, 2007

**Combined Points**

1,041 (App State 641, Opp. 400), 2007

**Games Shut Out**

4 (1928)

**Consecutive Games Shut Out**

2 (1998, 1957, 1951, 1932, 1929)

**Field Goals Attempted**

28 (19 made), 2009

**Field Goals Made**

20 (21 att.), 2021

19 (28 att.), 2009

**PATs Attempted**

83 (78 made), 2007

**PATs Made**

78 (83 att.), 2007

**FIRST DOWNS BY APP STATE**

**Most First Downs**

351 (203 rush, 130 pass, 18 pen.), 2007

**By Rushing**

203, 2007

**By Passing**

160, 2009

**By Penalty**

25, 2022

23, 2012

23, 2000

**Fewest First Downs**

37, 1945

**FUMBLES BY APP STATE**

**Most Fumbles**

55 (32 lost), 1972

**Most Fumbles Lost**

32 (55 fumbles), 1972

**Fewest Fumbles Lost**

3 (9 fumbles), 2019

3 (13 fumbles), 1985

**Fewest Total Turnovers**

9 (3 fumbles, 6 INTs), 2019

10 (3 fumbles, 7 INTs), 1985

**PUNTING BY APP STATE**

**Punts**

89 (3,603 yds.), 1984

**Punt Yards**

3,603 (89 punts), 1984

**Most Yards Per Punt**

47.0 (64 att.), 1991

**Punts Had Blocked**

6, 1993



MISC. TEAM RECORDS

### SINGLE-GAME PENALTIES

#### Penalties on App State

- 17 vs. Coastal Carolina (183 yds.), 2005
- 16 vs. Western Carolina (168 yds.), 2003
- 15 vs. East Tennessee St. (80 yds.), 1984
- 15 vs. Chattanooga (134 yds.), 1997
- 15 vs. Liberty (139 yds.), 2001

#### Penalty Yards on App State

- 183 vs. Coastal Carolina (17 pen.), 2005
- 168 vs. Western Carolina (16 pen.), 2003
- 148 vs. Charlotte (13 pen.), 2019
- 139 vs. Catawba (10 pen.), 1985
- 139 vs. Liberty (15 pen.), 2001

### SINGLE-SEASON PENALTIES

#### Penalties on App State

106 (936 yds.), 2005

#### Penalty Yards on App State

938 (104 pen.), 2001

### GAMES PLAYED

#### Most Games Played

- 15 (13 wins), 2007
- 15 (14 wins), 2006
- 15 (12 wins), 2005
- 14 (10 wins), 2021
- 14 (13 wins), 2019
- 14 (11 wins), 2009
- 14 (11 wins), 2008
- 14 (10 wins), 2000
- 14 (11 wins), 1987

#### Fewest Games Played

7 (1 win), 1945

### VICTORIES

#### Most Wins

- 14 (15g), 2006
- 13 (14g), 2019
- 13 (15g), 2007
- 12 (15g), 2005
- 12 (13g), 1995

#### Most Regular-Season Wins

- 11 (12g), 2019
- 11 (11g), 1995

#### Fewest Wins

1 (7g), 1945

#### Consecutive Wins (Single-Season)

- 14, 2006
- 12, 1995

#### Consecutive Wins (Overall)

17, 2006-07

#### Consecutive Wins Over One Opponent

- 15 vs. ETSU (1982-95)
- 13 vs. Western Carolina (1932-48)

### HOME VICTORIES

#### Most Home Wins

9, 2006

#### Most Regular-Season Home Wins

- 7, 2021
- 6, 2011
- 6, 2010
- 6, 2008
- 6, 2006
- 6, 2004
- 6, 1989

#### Consecutive Home Wins

30, 2003-2007

#### Consecutive Home Wins in a Single Season

9, 2006

### DEFEATS

#### Most Losses

9 (11g), 1977

#### Fewest Losses

1, 10 times (mr: 2019, 14g)

#### Consecutive Losses

7, 1981-82

#### Consecutive Losses in a Single Season

5, 1977

#### Consecutive Losses to One Opponent

8 vs. Lenoir-Rhyne, 1955-62

### TIES

#### Most Ties in a Season

3, 1929

#### Consecutive Ties

2, 1929  
2, 1931

### MARGIN OF VICTORY

#### Largest Margin of Victory

115 over Piedmont (115-0), 1936

67 over Tusculum (67-0), 1938

67 over Ark-Monticello (67-0), 1941

66 over Campbell (66-0), 2014

65 over Gardner-Webb (72-7), 2018

#### Largest Margin of Defeat

58 to Chattanooga (72-14), 1978

56 to NC State (56-0), 1990

55 to Catawba (55-0), 1945

### SINGLE-GAME ATTENDANCE

#### Largest Home Crowds

40,168 vs. North Carolina, 2022

35,126 vs. Wake Forest, 2017

34,658 vs. Miami (FL), 2016

#### Largest Road Attendance

109,218 at Michigan, 2007

### SINGLE-SEASON ATTENDANCE

#### Largest Home Attendance

234,965 (7g), 2022

217,968 (9g), 2007

#### Largest Overall Attendance

417,461 (12g), 2022

407,846 (15g), 2007

#### Highest Average Home Attendance

33,566 (7g), 2022

30,441 (7g), 2021

26,358 (7g), 2012

#### Highest Average Overall Attendance

34,788 (12g), 2022

29,041 (12g), 2014

#### Highest Avg. Regular-Season Home Attendance

33,566 (7g), 2022

30,441 (7g), 2021

29,449 (6g), 2010



Three of App State's five all-time 70-point outputs have come since 2007, including a 79-35 rout of Western Carolina.

### WINNINGEST SEASONS

	Wins	Season	Record	Head Coach
1)	14	2006	14-1	Jerry Moore
2)	13	2019	13-1	Elijah Drinkwitz
	13	2007	13-2	Jerry Moore
4)	12	2005	12-3	Jerry Moore
	12	1995	12-1	Jerry Moore
6)	11	2018	11-2	Scott Satterfield
	11	2015	11-2	Scott Satterfield
	11	2009	11-3	Jerry Moore
	11	2008	11-3	Jerry Moore
	11	1987	11-3	Sparky Woods
11)	10	2021	10-4	Shawn Clark
	10	2016	10-3	Scott Satterfield
	10	2010	10-3	Jerry Moore
	10	2000	10-4	Jerry Moore
	10	1998	10-3	Jerry Moore
16)	9	2020	9-3	Shawn Clark
	9	2017	9-4	Scott Satterfield
	9	2001	9-4	Jerry Moore
	9	1999	9-3	Jerry Moore
	9	1994	9-4	Jerry Moore
	9	1989	9-3	Jerry Moore
	9	1986	9-2-1	Sparky Woods
	9	1950	9-2	E.C. Duggins
	9	1949	9-3	E.C. Duggins
	9	1947	9-1	E.C. Duggins
	9	1938	9-1	Kidd Brewer
	9	1931	9-2-2	C.B. Johnson

### 50-POINT GAMES

#### APP STATE (55)

APP	Opponent (Pts.)	Date
1)	115 Piedmont (0)	Sept. 26, 1936
2)	79 Western Carolina (35)	Nov. 10, 2007
3)	72 Gardner-Webb (7)	Sept. 22, 2018
4)	70 Wofford (24)	Oct. 31, 2008
	70 Elon (26)	Oct. 5, 1968
6)	67 Arkansas A&M (0)	Sept. 27, 1941
	67 Tusculum (0)	Nov. 5, 1938
	66 Campbell (0)	Sept. 6, 2014
9)	64 West Virginia Tech (14)	Nov. 17, 2001
	64 East Carolina (0)	Nov. 24, 1939
11)	63 Louisiana (14)	Dec. 2, 2017
	63 Davidson (6)	Oct. 4, 1986
13)	62 Chattanooga (14)	Oct. 30, 1999
14)	61 North Carolina (63)	Sept. 3, 2022
	61 The Citadel (14)	Sept. 13, 2000
	61 Atlantic Christian (12)	Oct. 18, 1930
17)	59 ULM (28)	Oct. 30, 2021
	59 North Alabama (6)	Nov. 6, 1971
	59 Georgia Southern (0)	Nov. 17, 1939
20)	58 North Carolina A&T (6)	Sept. 10, 2011
21)	57 Lenoir-Rhyne (25)	Oct. 18, 1980
	57 Presbyterian (18)	Nov. 7, 1967
23)	56 North Texas (28)	Dec. 21, 2020
	56 Georgia State (27)	Nov. 16, 2019
	56 Coastal Carolina (37)	Sept. 28, 2019
	56 Charlotte (41)	Sept. 7, 2019
	56 Jacksonville (14)	Sept. 6, 2008
	56 Chattanooga (21)	Oct. 7, 2006
	56 Chattanooga (59)	Oct. 30, 2004
	56 The Citadel (14)	Sept. 24, 1994
31)	55 Coastal Carolina (14)	Sept. 29, 2012
	55 North Carolina Central (21)	Oct. 10, 2009
	55 North Carolina A&T (9)	Nov. 22, 1986
	55 Eastern Kentucky (7)	Nov. 11, 1972
	55 Catawba (21)	Oct. 16, 1971
	55 Newberry (14)	Sept. 21, 1968
37)	54 Savannah State (7)	Sept. 9, 2017
	54 VMI (13)	Nov. 9, 2002
	54 Western Carolina (7)	Oct. 6, 1939
	53 Troy (14)	Oct. 18, 2014
41)	52 Campbell (21)	Sept. 26, 2020
	52 ULM (7)	Oct. 19, 2019
	52 South Alabama (7)	Sept. 29, 2018
	52 Furman (27)	Oct. 31, 2009
	52 Georgia Southern (16)	Oct. 24, 2009
	52 Elon (14)	Nov. 19, 2005
	52 VMI (0)	Nov. 4, 2000
	52 Davidson (7)	Nov. 22, 1975
	52 Lenoir-Rhyne (28)	Oct. 18, 1975
	52 Guilford (0)	Oct. 10, 1936
	52 Mount Park (0)	Nov. 17, 1928
	52 Lees-McRae (0)	Nov. 3, 1928
51)	51 Chattanooga (14)	Oct. 27, 2001
	51 The Citadel (0)	Sept. 25, 1999
	51 VMI (0)	Nov. 7, 1998
	51 East Tennessee State (3)	Oct. 22, 1988
55)	50 Erskine (6)	Oct. 26, 1946

#### OPPONENTS (21)

	Pts.	Opponent (App St. pts.)	Date
1)	72	Chattanooga (14)	Oct. 7, 1978
2)	66	Virginia Tech (13)	Sept. 3, 2011
3)	63	North Carolina (61)	Sept. 3, 2022
4)	59	WKU (38)	Dec. 18, 2021
	59	Chattanooga (56)	Oct. 30, 2004
6)	56	NC State (0)	Oct. 6, 1990
	56	Lenoir-Rhyne (6)	Oct. 7, 1967
	56	North Carolina (6)	Sept. 20, 1940
9)	55	Catawba (0)	Nov. 3, 1945
	55	Liberty (48)	Oct. 11, 2014
11)	54	Southeast Louisiana (6)	Nov. 25, 1965
12)	52	ULM (45)	Nov. 4, 2017
	52	Michigan (14)	Aug. 30, 2014
	52	The Citadel (28)	Sept. 15, 2012
	52	Furman (34)	Sept. 30, 1978
16)	51	Georgia Southern (48)	Nov. 26, 2022
	51	East Tennessee St. (28)	Oct. 4, 1997
18)	50	Marshall (17)	Aug. 31, 2002
	50	Marshall (0)	Nov. 3, 1990
	50	Chattanooga (7)	Nov. 6, 1982
	50	Rutherford (6)	Oct. 27, 1928





YEAR-BY-YEAR TEAM STATS

Year	Record		First Downs Total-Rush-Pass-Pen.	Rushing Att-Yds/Avg.	Passing Att-Comp-Int-Yds/Avg.	Total Off. Att-Yds/Avg.	Penalties No-Yds	Punting No/Avg	Scoring Pts/Avg
1965	5-5	APP STATE Opponents	101-70-23-8 116-81-31-4	421-1253/125.3 385-1363/136.3	137-46-16-504/50.4 287-113-14-1123/112.3	558-1757/175.7 672-2486/248.6	41-447 62-665	73/38.0 67/38.0	123/12.3 172/17.2
1966	3-6-1	APP STATE Opponents	151-91-51-9 133-56-70-7	492-1781/178.1 380-1353/135.3	180-72-19-980/98.0 253-112-15-1581/158.1	672-2761/276.1 634-2891/289.1	63-562 59-561	63/36.8 64/35.7	145/14.5 180/18.0
1967	7-3	APP STATE Opponents	178-89-78-11 156-103-47-6	460-1515/151.5 482-2245/224.5	222-112-13-1735/173.5 191-87-10-1158/115.8	682-3250/325.0 663-3403/340.3	48-495 51-538	57/39.3 56/38.7	226/22.6 212/21.2
1968	8-2	APP STATE Opponents	230-119-102-9 204-93-98-13	434-2386/238.6 467-1880/188.0	281-147-9-2356/235.6 309-137-24-1764/176.4	715-4742/474.2 776-3644/364.4	75-753 48-474	58/42.1 64/37.8	409/40.9 221/22.1
1969	6-5	APP STATE Opponents	186-118-58-10 172-90-66-16	603-2435/221.4 487-1494/135.8	198-90-14-1528/138.9 275-147-15-1966/178.7	801-3963/360.3 762-3460/314.5	59-876 55-611	63/36.7 78/36.8	292/26.6 250/22.7
1970	5-5	APP STATE Opponents	166-122-33-11 170-97-58-15	661-2345/234.5 482-2080/208.0	149-62-9-898/89.8 199-93-11-1407/140.7	810-3243/324.3 681-3487/348.7	71-723 66-638	55/38.6 57/36.4	203/20.3 223/22.3
1971	7-3-1	APP STATE Opponents	197-129-52-16 153-68-65-20	599-2678/243.5 480-861/78.3	193-79-12-1229/111.7 287-130-20-1572/142.9	792-3907/355.2 767-2433/221.2	71-668 53-529	62/36.3 72/36.9	284/25.8 151/13.7
1972	5-5-1	APP STATE Opponents	171-87-63-21 196-121-54-21	506-1869/169.9 605-2027/184.3	208-90-17-1518/138.0 237-115-18-1377/125.2	714-3387/307.9 842-3404/309.5	90-899 77-854	69/37.5 81/35.6	239/21.7 232/21.1
1973	3-7-1	APP STATE Opponents	171-98-59-14 200-116-66-18	522-1857/168.8 568-2190/199.1	203-90-20-1427/129.7 191-103-7-1308/118.9	725-3284/298.5 759-3498/318.0	65-677 69-676	61/41.2 64/38.7	164/14.9 255/23.2
1974	6-5	APP STATE Opponents	187-122-53-12 156-97-41-18	575-2088/189.8 559-2049/186.3	168-73-15-975/88.6 158-67-10-900/81.8	743-3063/278.5 717-2949/268.1	55-544 63-623	64/44.3 66/35.7	204/18.6 176/16.0
1975	8-3	APP STATE Opponents	237-175-52-10 181-110-63-8	693-3450/313.6 511-2197/199.7	168-77-11-1175/106.8 218-103-12-1655/150.5	861-4625/420.5 729-3852/350.2	63-590 57-568	44/42.5 64/36.8	337/30.6 233/21.2
1976	6-4-1	APP STATE Opponents	202-144-41-17 166-107-47-12	653-2887/262.5 561-1937/176.1	148-60-15-833/75.7 185-91-11-1231/111.9	801-3720/338.2 746-3168/288.0	63-643 71-676	52/44.1 69/38.7	277/25.2 165/15.0
1977	2-9	APP STATE Opponents	197-138-47-12 245-174-59-12	567-2637/239.7 653-2235/284.1	184-75-17-973/88.5 189-108-10-1385/125.9	751-3610/328.2 842-4510/410.0	47-435 68-741	56/40.6 59/39.3	195/17.7 329/29.9
1978	7-4	APP STATE Opponents	243-142-80-21 207-123-69-15	565-2582/234.7 587-2833/257.5	261-139-9-1909/173.5 238-116-14-1517/137.9	826-4491/408.3 825-4350/395.5	68-749 84-860	55/39.1 66/36.3	338/30.7 297/27.0
1979	3-8	APP STATE Opponents	231-119-106-6 230-158-55-17	517-2058/187.1 591-2980/271.1	308-159-17-2393/217.5 219-104-13-1260/114.3	825-4451/404.6 810-4240/385.5	N/A-855 N/A-N/A	49/35.3 53/37.4	243/23.9 268/24.4
1980	6-4-1	APP STATE Opponents	211-190-101-20 167-94-52-19	436-1762/160.2 532-2023/183.9	375-190-16-2781/252.8 221-112-14-1352/122.9	811-4543/413.0 753-3375/306.8	70-712 72-684	59/38.1 67/37.9	273/24.8 186/16.9
1981	3-7-1	APP STATE Opponents	239-102-124-13 182-97-71-14	396-1886/171.5 538-1932/175.6	436-231-22-2759/250.8 238-114-13-1684/153.1	832-4645/422.3 776-3616/328.7	85-847 60-589	62/34.9 76/40.4	236/21.5 201/18.3
1982	4-7	APP STATE Opponents	202-93-89-20 211-127-63-21	433-1952/177.5 602-2385/216.8	351-172-19-1914/174.0 230-99-12-1217/110.6	784-3866/351.5 832-3602/327.5	77-707 77-707	67/37.8 69/38.6	270/24.5 286/26.0
1983	6-5	APP STATE Opponents	159-82-68-9 214-101-105-8	433-1653/150.3 504-1875/170.5	264-143-11-1663/151.2 350-189-12-2330/211.8	697-3316/301.5 854-4205/382.3	42-343 60-516	71/43.3 55/41.0	212/19.3 265/24.1
1984	4-7	APP STATE Opponents	171-76-84-11 167-91-68-8	448-1333/121.2 474-1653/150.3	350-172-13-1807/164.3 292-147-17-1729/157.2	798-3140/285.5 766-3382/307.5	63-494 83-580	89/40.5 75/40.1	151/13.7 218/19.8
1985	8-3	APP STATE Opponents	156-85-67-4 177-78-86-13	492-2017/183.4 461-1332/121.1	231-126-7-1356/123.3 304-149-19-1870/170.0	723-3373/306.6 765-3202/291.1	58-499 52-458	75/41.2 73/37.3	260/23.6 109/9.9
1986	9-2-1	APP STATE Opponents	213-137-67-9 200-85-107-8	620-2946/245.5 457-1687/140.6	222-112-7-1539/128.3 345-174-12-2433/202.8	842-4485/373.8 802-4120/343.3	54-444 84-690	67/37.4 71/35.6	251/23.3 176/14.7
1987	11-3	APP STATE Opponents	208-134-64-10 263-135-114-14	608-2420/172.9 587-2059/147.1	290-140-11-1422/101.6 420-221-20-2345/167.5	898-2842/203.0 1007-4404/314.6	72-591 76-688	80/38.1 76/34.9	270/19.3 153/10.9
1988	6-4-1	APP STATE Opponents	188-85-85-18 211-104-96-11	411-1503/136.6 501-1861/169.2	280-148-11-2211/201.0 307-171-17-2010/182.7	691-3714/337.6 808-3871/351.9	53-366 70-582	48/38.8 48/35.3	324/29.5 233/21.2
1989	9-3	APP STATE Opponents	226-156-53-17 188-94-79-15	600-2784/232.0 493-1650/137.5	330-177-8-1240/103.3 306-141-17-1876/156.3	830-4024/335.3 799-3526/293.8	67-544 65-524	73/39.8 72/39.9	306/25.5 177/14.8
1990	6-5	APP STATE Opponents	154-93-50-11 189-119-58-12	495-1459/132.6 508-2252/204.7	249-114-13-1211/110.1 250-113-19-1429/129.9	744-2670/242.7 758-3681/334.6	61-550 53-444	76/40.2 54/41.7	171/15.6 266/24.2
1991	8-4	APP STATE Opponents	192-114-69-9 214-137-71-6	529-2137/178.1 561-2596/216.3	274-153-5-1595/132.9 262-124-17-1583/131.9	803-3732/311.0 823-4179/348.3	46-416 59-507	72/46.7 72/39.4	215/17.9 202/16.8
1992	7-5	APP STATE Opponents	222-112-95-15 241-138-91-12	494-2032/169.3 547-2221/185.1	299-153-14-1995/166.3 295-162-12-2201/183.4	795-4027/335.6 842-4422/368.5	59-500 68-592	63/43.8 60/38.0	237/19.8 262/21.1
1993	4-7	APP STATE Opponents	201-129-64-8 194-116-66-12	515-2202/200.2 489-2027/184.3	320-121-13-1450/131.8 235-116-14-1454/132.2	735-3652/332.0 724-3481/316.5	63-535 59-475	54/35.8 53/39.2	207/18.8 252/22.9
1994	9-4	APP STATE Opponents	237-139-88-10 199-108-84-7	606-2652/204.0 524-1766/135.8	326-155-12-2053/157.9 341-158-22-2080/160.0	926-4705/361.9 865-3846/295.8	77-716 76-622	77/38.8 72/39.4	363/27.9 209/16.1
1995	12-1	APP STATE Opponents	249-165-72-12 206-99-87-20	692-3287/252.8 488-1772/136.3	236-133-7-1566/120.5 331-160-14-2300/176.9	928-4853/373.3 814-4072/313.2	70-587 78-622	54/38.2 71/39.0	375/28.9 251/19.3
1996	7-4	APP STATE Opponents	197-114-68-15 188-93-84-11	482-2267/206.1 494-1837/167.0	244-131-10-1738/158.0 266-130-4-1858/168.9	726-4005/364.1 760-3695/335.9	63-558 65-560	66/40.9 68/41.5	223/20.3 196/17.8
1997	7-4	APP STATE Opponents	220-85-124-11 192-100-83-9	391-1141/103.7 461-1933/175.7	374-222-11-2738/248.9 252-126-11-1743/158.5	765-4179/379.9 713-3676/334.2	80-733 69-607	54/37.9 69/38.3	294/27.9 215/19.6
1998	10-3	APP STATE Opponents	269-152-99-18 205-111-81-13	627-2477/190.5 535-2035/156.5	297-171-10-2348/180.6 310-144-16-1982/152.5	924-4825/371.2 845-4017/309.0	82-703 67-634	48/40.4 72/39.2	356/27.4 222/17.1
1999	9-3	APP STATE Opponents	231-132-85-14 218-109-96-13	506-2888/240.7 522-1984/165.3	281-160-12-1832/152.7 329-177-18-2152/179.3	787-4720/393.3 851-4136/344.7	102-954 90-815	60/40.2 60/40.3	369/30.8 219/18.3
2000	10-4	APP STATE Opponents	312-136-147-29 212-95-95-22	602-3626/181.1 539-1870/133.6	468-279-13-3480/248.6 354-177-15-2386/170.4	1070-6016/429.7 893-4256/304.0	108-959 84-711	69/41.8 98/37.3	441/31.5 278/19.7
2001	9-4	APP STATE Opponents	254-142-92-20 198-101-70-27	560-2429/186.8 537-2463/192.0	357-193-17-2409/185.3 305-143-10-1892/145.5	917-4838/372.2 842-3716/285.8	118-1060 93-841	65/39.6 81/38.5	314/31.6 278/21.4
2002	8-4	APP STATE Opponents	226-107-106-13 210-127-71-12	484-2010/167.5 519-2093/174.4	342-192-11-2169/180.8 279-137-12-1896/158.0	826-4179/348.3 798-3989/332.4	83-752 73-629	59/42.2 63/41.9	314/26.2 273/22.8
2003	7-4	APP STATE Opponents	168-82-75-11 176-90-73-13	445-1496/136.0 451-1626/147.8	209-135-7-1760/160.0 269-147-19-1821/165.5	684-3256/296.0 720-3447/313.4	75-647 61-489	75/43.9 64/38.0	252/22.9 219/19.9
2004	6-5	APP STATE Opponents	240-78-149-13 231-123-92-16	379-1132/102.9 522-2143/194.8	402-264-13-3549/322.6 317-182-9-2265/205.9	781-4681/425.5 839-4408/400.7	69-524 84-614	52/33.3 59/37.8	366/33.3 358/32.5
2005	12-3	APP STATE Opponents	317-155-143-19 299-156-117-26	591-2908/193.9 666-2497/166.5	410-255-8-3439/229.5 389-216-18-2464/164.3	1001-6347/423.1 1055-4961/330.7	106-936 85-770	58/37.7 76/38.9	455/30.3 282/18.8
2006	14-1	APP STATE Opponents	319-194-107-18 214-84-111-19	664-3619/241.3 530-2036/135.7	342-201-14-2646/176.4 423-216-16-2529/168.6	1006-6265/417.7 953-4154/276.7	99-819 75-618	66/39.1 92/37.0	358/35.2 212/14.9
2007	13-2	APP STATE Opponents	351-203-130-18 314-160-132-22	755-4311/287.4 630-2899/193.3	333-218-10-3014/200.9 461-246-16-2799/186.6	1088-7325/488.3 1091-5698/51.2	99-829 90-717	53/34.6 81/38.6	641/42.7 400/26.7
2008	11-3	APP STATE Opponents	304-154-137-11 250-124-106-20	604-3210/229.3 527-2234/159.6	354-226-10-3281/234.4 458-218-19-2442/174.4	1017-6511/465.1 985-4676/330.6	98-891 79-723	52/40.0 82/38.8	465/33.2 303/21.6
2009	11-3	APP STATE Opponents	343-168-160-15 241-108-117-16	587-2890/206.4 489-1898/135.6	430-284-9-3621/258.6 415-226-18-2560/182.9	1017-6511/465.1 897-4458/318.4	98-891 76-628	52/40.0 81/38.6	465/33.2 313/22.4
2010	10-3	APP STATE Opponents	270-128-124-18 245-120-107-18	547-2826/217.4 512-2170/166.9	358-217-8-2775/213.5 371-198-14-2350/180.8	905-5601/430.8 883-4520/347.7	80-773 71-658	61/38.9 69/39.6	446/34.3 307/23.6
2011	8-4	APP STATE Opponents	248-105-133-10 211-99-104-9	486-1870/155.8 455-1793/149.4	381-232-12-2813/234.4 323-182-17-2447/203.9	845-4683/390.2 778-4240/353.3	52-482 49-404	57/39.3 61/37.6	344/28.7 286/23.3



THE LAST TIME IT HAPPENED

TEAM	APP STATE	OPPONENT
Scored 40-49 Points	11/26/22, at Georgia Southern (48, OT)	10/12/21, at Louisiana (41)
Scored 50-59 Points	10/30/21, vs. ULM (59)	11/26/22, Georgia Southern (51, OT)
Scored 60-69 Points	9/3/22, vs. North Carolina (61)	9/3/22, North Carolina (63)
Scored 70-79 Points	9/22/18, Gardner-Webb (72)	10/7/78, Chattanooga (72)
Recorded a Safety	9/17/22, Troy (intentional, final minute, before Hail Mary win)	9/11/21, Miami
Recorded a Shutout	10/1/22, The Citadel (49-0)	11/5/05, LSU (24-0)
Rushed for 400+ Yards	10/19/22, Georgia State (404)	9/25/14, Georgia Southern (408)
Rushed for 300-399 Yards	11/26/22, at Georgia Southern (376)	10/31/19, Georgia Southern (335)
Rushed for Less Than 50 Yards	10/8/22, at Texas State (41)	11/20/21, at Troy (33)
Passed for 400+ Yards	10/21/17, Coastal Carolina (472)	12/18/21, WKU, Boca Raton Bowl (422)
Passed for 300-399 Yards	10/8/22, at Texas State (395)	11/26/22, Georgia Southern (389)
Passed for Less Than 50 Yards	12/4/10, Western Illinois (47)	10/31/19, Georgia Southern (16)
Gained Over 500 Yards Total Offense	11/26/22, at Georgia Southern (629)	9/3/22, North Carolina (567)
Gained Less Than 100 Yards Total Offense	9/7/91, Clemson (84)	11/1/14, Georgia State (62)
Recorded 25 or More First Downs	11/26/22, at Georgia Southern (25)	11/26/22, Georgia Southern (27)
Was Penalized 100 Yards	10/8/22, at Texas State (12-105)	9/3/22, North Carolina (12-for-130)
Committed No Penalties	11/17/18, Georgia State	Records incomplete
Defense Intercepted Three Passes	11/6/21, at Arkansas State (3)	11/21/20, Coastal Carolina (3)
Overcame Halftime Deficit to Win	10/19/22, Georgia State (Trailed 14-7 before winning 42-17)	11/26/22, Georgia Southern (App State led 20-17 at half, GS won 51-48 in OT)
Trailed After Three Quarters, Rallied to Win	9/23/21, Marshall (Trailed 30-21 before winning 31-30)	9/24/22, James Madison (App State led 28-17, JMU won 32-28)
Won Game on Final Play	9/17/22, Troy (Chase Brice 53-yard pass to Christan Horn as time expired)	11/26/22, Georgia Southern (Kyle Vantrease 25-yard pass to Ezrah Archie in 2nd OT)
Won Game on Final Defensive Play	10/12/02, Furman (Josh Jeffries PAT Interception, Derrick Black 96-Yd Return)	Never Accomplished

INDIVIDUAL STATS	APP STATE	OPPONENT
75+ Yard Run	12/21/20, Camerun Peoples vs. North Texas, MB Bowl (76)	12/18/21, Noah Whittington, WKU, Boca Bowl (86)
100-199 Yards Rushing, Game	11/26/22, Nate Noel vs. Georgia Southern (171)	10/19/22, Darren Grainger, Georgia State (100)
Two Players 100+ Rush Yards	11/6/21, Nate Noel (122), Camerun Peoples (116), at A-State	Never Accomplished
200+ Yards Rushing, Game	12/21/20, Camerun Peoples vs. North Texas, MB Bowl (317)	10/3/15, Brian Hill, Wyoming (208)
Three Rushing TDs, Game	11/26/22, Nate Noel vs. Georgia Southern (3)	11/3/12, William Banks, Georgia Southern (3)
Four Rushing TDs, Game	9/26/20, Daetrich Harrington vs. Campbell (4)	10/2/04, Terrell Harris, Texas State (4)
Five Rushing TDs, Game	12/21/20, Camerun Peoples vs. North Texas, MB Bowl (5)	Never Accomplished
80+ Yard Pass Completion	10/1/22, Chase Brice to Christan Horn, The Citadel (80)	9/26/20, Wiley Hartley to Austin Hite, Campbell (87)
300+ Yards Passing, Game	10/8/22, Chase Brice vs. Texas State (395)	11/26/22, Kyle Vantrease, Georgia Southern (389)
20 Pass Completions, Game	10/8/22, Chase Brice vs. Texas State (40)	11/26/22, Kyle Vantrease, Georgia Southern (35)
Four TD Passes, Game	10/21/22, Chase Brice vs. Robert Morris (4)	9/3/22, Drake Maye, North Carolina (4)
Five TD Passes, Game	9/9/2017, Taylor Lamb vs. Savannah State (5)	12/1/12, Matt Brown, Illinois State (5)
Six TD Passes, Game	9/3/22, Chase Brice vs. North Carolina (6)	12/18/21, Bailey Zappe, WKU, Boca Bowl (6)
300+ Yards Total Offense, Game	11/3/22, Chase Brice vs. Coastal Carolina (301, 279 passing)	11/26/22, Kyle Vantrease, Ga. So. (406, 389 passing)
Scored Five TDs, Game	12/21/20, Camerun Peoples vs. North Texas, MB Bowl (5)	10/13/84, Robert Surratt, Marshall (5)
10 Receptions, Game	10/20/21, Malik Williams vs. Coastal Carolina (10)	11/26/22, Jeremy Singleton & Khaleb Hood, Ga. So. (10)
100-149 Receiving Yards, Game	10/8/22, Dalton Stroman vs. Texas State (104)	11/26/22, Jeremy Singleton (133) & Khaleb Hood (103), Ga. So.
150+ Receiving Yards, Game	10/20/21, Malik Williams vs. Coastal Carolina (206)	12/18/21, Jerreth Sterns, WKU, Boca Bowl (184)
Two Players with 100+ Receiving Yards	10/20/21, Williams (206), Sutton (113) vs. Coastal Carolina	11/26/22, Jeremy Singleton (133) & Khaleb Hood (103), Ga. So.
Three Receiving TDs, Game	11/16/19, Corey Sutton vs. Georgia State (3)	12/18/21, Jerreth Sterns, WKU, Boca Bowl (3)
Three Sacks, Game	9/18/21, D'Marco Jackson vs. Elon (3)	9/10/16, Anthony Wilson, Old Dominion (3.0)
50+ Yard Field Goal	11/9/17, Chandler Staton vs. Ga. Southern (53)	10/20/21, Massimo Biscardi, Coastal Carolina (50)
Made Three Or More Field Goals, Game	11/26/22, Michael Hughes vs. Georgia Southern (4)	10/2/21, Noel Ruiz, Georgia State (3)
70+ Yard Punt	10/17/09, Sam Martin at Wofford (74)	11/24/18, Tyler Sumpter, Troy (75, 70)
Returned Kickoff for TD	11/12/22, Milan Tucker vs. Marshall (96)	9/10/22, Devon Achane, Texas A&M (95)
Returned Punt for TD	9/22/18, Clifton Duck vs. Gardner-Webb (62)	11/15/14, Blaise Taylor, Arkansas State (38)
Returned Blocked Punt for TD	9/7/19, D'Marco Jackson vs. Charlotte (16)	11/12/22, Dainsus Miller, Marshall (0)
Blocked a Punt	9/28/19, Demetrius Taylor vs. Coastal Carolina	12/12/22, Shadeed Ahmad, Marshall
Returned Interception for TD	11/13/21, Trey Cobb vs. South Alabama (100)	10/8/22, Tory Spears, Texas State (94)
Returned Fumble for TD	12/21/19, Trey Cobb vs. UAB (24)	9/9/17, Stephen Dorsey, Savannah State (45)
Blocked a Field Goal	12/18/21, Steven Jones Jr., vs. WKU (Boca Bowl)	9/12/20, Damon Weldon, Charlotte
Returned Blocked FG for TD	10/28/06, Corey Lynch vs. Furman (79)	Never Accomplished
PAT Returned for Two Points	11/13/10, Troy Sanders vs. Wofford	11/25/00, Chris Archie, Troy





**BOWL GAMES**

Year	Date	Bowl	Opponent	Result	Site	Attend.	Coach
1931	Dec. 5	Unnamed	Catawba	W, 15-7	Charlotte, N.C.	—	C.B. Johnston
1937	Nov. 26	Unnamed	Southern Mississippi	L, 7-0	Biloxi, Miss.	—	Kidd Brewer
1938	Dec. 3	Unnamed	Moravian	W, 20-0	Winston-Salem, N.C.	—	Kidd Brewer
1948	Nov. 20	Burley	West Chester State	L, 7-2	Johnson City, Tenn.	—	E.C. Duggins
1949	Dec. 10	Pythian	Catawba	W, 21-7	Salisbury, N.C.	—	E.C. Duggins
1950	Nov. 23	Burley	Emory & Henry	L, 26-6	Johnson City, Tenn.	—	E.C. Duggins
	Dec. 9	Pythian	West Liberty	L, 28-26	Salisbury, N.C.	—	E.C. Duggins
1954	Nov. 25	Burley	East Tennessee State	W, 27-13	Johnson City, Tenn.	—	E.C. Duggins
	Dec. 11	Elks	Newberry	L, 20-13	Raleigh, N.C.	—	E.C. Duggins
1955	Nov. 24	Burley	East Tennessee State	L, 7-0	Johnson City, Tenn.	—	E.C. Duggins
2015	Dec. 19	Camellia	Ohio	W, 31-29	Montgomery, Ala.	21,395	Scott Satterfield
2016	Dec. 17	Camellia	Toledo	W, 31-28	Montgomery, Ala.	20,500	Scott Satterfield
2017	Dec. 23	Dollar General	Toledo	W, 34-0	Mobile, Ala.	28,706	Scott Satterfield
2018	Dec. 15	New Orleans	Middle Tennessee	W, 45-13	New Orleans	23,942	Mark Ivey (Interim)
2019	Dec. 21	New Orleans	UAB	W, 31-17	New Orleans	21,202	Shawn Clark
2020	Dec. 21	Myrtle Beach	North Texas	W, 56-28	Conway, S.C.	5,000 (COVID)	Shawn Clark
2021	Dec. 18	Boca Raton	WKU	L, 59-38	Boca Raton, Fla.	15,429	Shawn Clark

**CONFERENCE CHAMPIONSHIP GAMES**

Year	Date	League	Opponent	Result	Site	Attend.	Coach
2018	Dec. 1	Sun Belt	Louisiana	W, 30-19	Boone, N.C.	14,963	Scott Satterfield
2019	Dec. 7	Sun Belt	Louisiana	W, 45-38	Boone, N.C.	18,618	Elijah Drinkwitz
2021	Dec. 4	Sun Belt	Louisiana	L, 24-16	Lafayette, La.	31,014	Shawn Clark

**NCAA DIVISION I-AA/DIVISION I FCS PLAYOFFS**

Year	Date	ASU Seed	Opponent	Result	Site	Attend.	Coach
1986	Nov. 29	4	<sup>13</sup> Nicholls State	L, 28-26	Boone, N.C.	6,250	Sparky Woods
1987	Nov. 28	1	<sup>16</sup> Richmond	W, 20-3	Boone, N.C.	4,138	Sparky Woods
	Dec. 5	1	<sup>8</sup> Georgia Southern	W, 19-0	Boone, N.C.	9,229	Sparky Woods
	Dec. 12	1	<sup>2</sup> Marshall	L, 24-10	Boone, N.C.	14,621	Sparky Woods
1989	Nov. 25	10	<sup>7</sup> Middle Tennessee State	L, 24-21	Murfreesboro, Tenn.	5,000	Jerry Moore
1991	Nov. 30	13	<sup>4</sup> Eastern Kentucky	L, 14-3	Richmond, Ky.	2,750	Jerry Moore
1992	Nov. 28	12	<sup>5</sup> Middle Tennessee State	L, 35-10	Murfreesboro, Tenn.	4,000	Jerry Moore
1994	Nov. 26	10	<sup>7</sup> New Hampshire	W, 17-10 (OT)	Durham, N.H.	7,329	Jerry Moore
	Dec. 3	10	<sup>2</sup> Boise State	L, 17-14	Boise, Idaho	15,302	Jerry Moore
1995	Nov. 25	4	<sup>13</sup> James Madison	W, 31-24	Boone, N.C.	9,467	Jerry Moore
	Dec. 2	4	<sup>5</sup> Stephen F. Austin	L, 27-17	Boone, N.C.	8,941	Jerry Moore
1998	Nov. 28	7	<sup>5</sup> Tennessee State	W, 45-31	Boone, N.C.	3,885	Jerry Moore
	Dec. 5	7	<sup>2</sup> Northwestern State	L, 31-20	Natchitoches, La.	10,817	Jerry Moore
1999	Nov. 27	4	<sup>13</sup> Florida A&M	L, 44-29	Boone, N.C.	6,837	Jerry Moore
2000	Nov. 25	13	<sup>1</sup> Troy State	W 33-30	Troy, Ala.	4,916	Jerry Moore
	Dec. 2	13	<sup>5</sup> Western Kentucky	W 17-14	Bowling Green, Ky.	5,100	Jerry Moore
	Dec. 9	13	<sup>1</sup> Montana	L, 19-16 (OT)	Missoula, Mont.	17,401	Jerry Moore
2001	Dec. 1	—	William & Mary	W, 40-27	Boone, N.C.	5,279	Jerry Moore
	Dec. 8	—	<sup>1</sup> Georgia Southern	L, 38-24	Statesboro, Ga.	9,352	Jerry Moore
2002	Nov. 30	—	Maine	L, 14-13	Boone, N.C.	4,311	Jerry Moore
2005	Nov. 26	2	Lafayette	W, 34-23	Boone, N.C.	6,327	Jerry Moore
	Dec. 3	2	Southern Illinois	W, 38-24	Boone, N.C.	11,108	Jerry Moore
	Dec. 10	2	Furman	W, 29-23	Boone, N.C.	15,307	Jerry Moore
	Dec. 16	2	Northern Iowa	W, 21-16	Chattanooga, Tenn.	20,236	Jerry Moore
2006	Nov. 25	1	Coastal Carolina	W, 45-28	Boone, N.C.	16,223	Jerry Moore
	Dec. 2	1	Montana State	W, 38-17	Boone, N.C.	15,116	Jerry Moore
	Dec. 9	1	<sup>4</sup> Youngstown State	W, 49-24	Boone, N.C.	18,040	Jerry Moore
	Dec. 15	1	<sup>3</sup> Massachusetts	W, 28-17	Chattanooga, Tenn.	22,808	Jerry Moore
2007	Nov. 24	—	James Madison	W, 28-27	Boone, N.C.	14,040	Jerry Moore
	Dec. 1	—	Eastern Washington	W, 38-35	Boone, N.C.	16,947	Jerry Moore
	Dec. 7	—	Richmond	W, 55-35	Boone, N.C.	24,140	Jerry Moore
	Dec. 14	—	Delaware	W, 49-21	Chattanooga, Tenn.	23,010	Jerry Moore
2008	Nov. 29	2	South Carolina State	W, 37-21	Boone, N.C.	13,712	Jerry Moore
	Dec. 6	2	Richmond	L, 33-13	Boone, N.C.	15,215	Jerry Moore
2009	Nov. 28	—	South Carolina State	W, 20-13	Boone, N.C.	12,216	Jerry Moore
	Dec. 5	—	<sup>4</sup> Richmond	W, 35-31	Richmond, Va.	7,272	Jerry Moore
	Dec. 12	—	<sup>1</sup> Montana	L, 24-17	Missoula, Mont.	24,207	Jerry Moore
2010	Dec. 4	1	Western Illinois	W, 42-14	Boone, N.C.	13,322	Jerry Moore
	Dec. 11	1	Villanova	L, 42-24	Boone, N.C.	15,706	Jerry Moore
2011	Dec. 3	—	Maine	L, 34-12	Boone, N.C.	15,291	Jerry Moore
2012	Dec. 1	—	Illinois State	L, 38-37 (OT)	Boone, N.C.	16,719	Jerry Moore

**APP STATE IN THE POSTSEASON BY THE NUMBERS**

Years App State has advanced to postseason play:	35
Bowl appearances:	17 (in 15 years)
NCAA Division I FCS/Division I-AA playoff appearances:	20
Overall postseason record:	36-25
Bowl games:	10-7
Conference championship games:	2-1
NCAA Division I-AA/Division I FCS playoffs:	24-17
Postseason record at neutral sites:	11-6
Bowl games:	8-6
NCAA Division I-AA/Division I FCS playoffs:	3-0
Postseason record at home:	19-9
Conference championship games:	2-0
NCAA Division I-AA/Division I FCS playoffs:	17-9
Postseason record on the road:	6-10
Bowl games:	2-1
Conference championship games:	0-1
NCAA Division I-AA/Division I FCS playoffs:	4-8
Postseason coaching records:	
Jerry Moore	22-15
Scott Satterfield	4-0
Sparky Woods	2-2
E.C. Duggins	2-5
Shawn Clark	2-2
Elijah Drinkwitz	1-0
Mark Ivey	1-0
C.B. Johnston	1-0
Kidd Brewer	1-1

**NOTING APP STATE IN THE POSTSEASON**

• App State was the first program to ever win three consecutive NCAA Division I FCS/Division I-AA national championships and remains one of only two programs to accomplish the feat.

• Only eight programs in NCAA football history boast three straight national titles, regardless of division. App State became the first Division I program (FCS or FBS) to accomplish the feat in 61 years when it won its third consecutive title in 2007.

**NCAA PROGRAMS WITH THREE STRAIGHT NATIONAL CHAMPIONSHIPS**

Team (Division)	Years
Minnesota (I)	1934-36
Army (I)	1944-46
Augustana (III)	1983-86
North Alabama (II)	1993-95
Mount Union (III)	1996-98; 2000-02
App State (I-AA/FCS)	2005-07
Wisconsin-Whitewater (III)	2009-11
North Dakota State (FCS)	2011-15, 2017-19

• App State is the only school from the state of North Carolina to ever win an NCAA football national championship and the only public institution in the state of North Carolina to win a national title on any level of college football (private institutions Lenoir-Rhyne and Elon have won NAIA national championships).





# 2005 NCAA DIVISION I FCS NATIONAL CHAMPIONS

2005 FCS CHAMPIONS



## 12-3 OVERALL • 6-1 SoCon

### ROSTER

No.	Name	Pos.	Class	No.	Name	Pos.	Class
17	Zach Amedro	QB	Fr.	20	Clint Manuel	RB	So.
31	Pierre Banks	LB	So.	9	William Mayfield	WR	Jr.
92	Mina Banoub	DL	Jr.	22	Craig McCarter	DB	Fr.
3	Hans Batichon	WR	So.	34	Ellis McDowell	LB	Fr.
80	Daniel Bettis	TE	Jr.	81	Clay McKnight	WR	Fr.
72	Jonathan Bieschke	OL	Fr.	37	Marcial Medina	DL	Jr.
79	Larry Blackwood	OL	Jr.	65	Josh Miller	OL	Jr.
29	Seth Breitenstein	DB	Fr.	44	Marques Murrell	DL	Jr.
76	Kerry Brown	OL	So.	86	Jim Bob Norman	WR	So.
94	Llord Byrom	DL	Fr.	34	Wayne Norman	RB	Fr.
95	Omar Byrom	DL	Jr.	75	Grant Oliver	OL	Sr.
88	Nic Cardwell	TE	So.	93	Arthur Orlebar	DL	Sr.
60	Brad Coley	OL	Fr.	90	Daniel Orlebar	DL	Jr.
63	Jeff Corning	OL	Sr.	77	Ryan Peedin	OL	Fr.
42	T.J. Courman	RB	Fr.	74	Mike Portante	DL	Jr.
4	Anthony Cruver	WR	Fr.	57	Alex Ramirez	LS	Fr.
24	Josh Davis	DB	Fr.	83	Shon Ramseur	WR	Fr.
21	Dominick Dingle	DB	Jr.	91	Julian Rauch	PK/P	So.
99	Matt Dodge	P	Fr.	28	Kevin Richardson	RB	So.
12	Travis Dowda	DB	Fr.	25	Billy Riddle	DB	So.
15	Trey Elder	QB	So.	70	Jeremy Robertson	OL	Jr.
12	Eric Elsener	WR	Sr.	40	Jacque Roman	LB	Fr.
58	Daniel Finnerty	DL	Fr.	78	Cory Rycroft	OL	Fr.
45	Austin Guarino	DL	Fr.	30	Shea Sample	LB	Fr.
53	Nick Harding	LB	Fr.	64	John Sevier	OL	So.
84	Brandall Hawkins	WR	Fr.	52	Drew Shoaf	DL	Jr.
5	Bryon Heath	LB	Fr.	41	Brandon Simpkins	LB	Fr.
35	Trey Hennessee	RB	Fr.	38	Monte Smith	LB	Jr.
37	Ryan Hennessey	DB	Fr.	54	Tommy Sofield	DL	Jr.
52	J.T. Holleman	OL	Jr.	27	Cam Speer	LB	So.
39	Will Hollowell	LB	So.	10	Ryan Stell	QB	Fr.
67	John Holt	OL	So.	55	Bryson Stewart	LB	Fr.
36	Titus Howard	DB	So.	14	Hunter Stewart	QB	Fr.
97	Jason Hunter	DL	Sr.	89	Brian Stokes	TE	Fr.
62	Matt Isenhour	OL	Jr.	89	Chris Stretch	PK	Fr.
2	Dexter Jackson	WR	So.	56	Joe Suiter	DL	Sr.
33	Josh Jackson	RB	Fr.	66	Scott Suttle	OL	So.
49	Chris Johnson	LB	Fr.	43	Gary Tharrington	DL	Fr.
55	Justin Johnson	LB	Fr.	6	Jerome Touchstone	DB	So.
10	Zach Johnson	WR	Sr.	16	Chad Tuff	DB	Fr.
98	Adam Kassouf	P	Fr.	14	Brandon Turner	WR	Sr.
46	Zodd Kelly	LB	Sr.	26	C.J. Underwood	RB	Fr.
48	Charles King	LB	So.	19	Tavaris Washington	WR	Fr.
13	Michael King	DB	Jr.	33	Brad West	LB	Sr.
87	Brandon Knox	WR	Fr.	31	Marcus White	RB	Jr.
51	Kyle Knox	OL	Jr.	8	Jeremy Wiggins	DB	Jr.
11	Chase Laws	QB	Jr.	24	Allen Williams	RB	Fr.
68	Tony Lester	DL	So.	7	Richie Williams	QB	Sr.
82	Jermene Little	WR	Sr.	85	Dominique Wilson	WR	Fr.
22	Leonard Love	DB	Fr.	59	Russell Wilson	LS	So.
47	Corey Lynch	DB	So.	18	Justin Woazeah	DB	So.

### RESULTS

<b>Sept. 3</b>	<b>at Eastern Kentucky</b>	<b>W, 24-16</b>
<i>Mountaineers force four turnovers and commit none in first season-opening win since 2001</i>		
<b>Sept. 10</b>	<b>at Kansas</b>	<b>L, 38-6</b>
<i>App State fell to 0-8 all-time when playing west of the Mississippi River</i>		
<b>Sept. 17</b>	<b>Coastal Carolina</b>	<b>W, 30-3</b>
<i>Apps outgain Chanticleers, 582-225, including 353-98 advantage in rushing yards</i>		
<b>Sept. 24</b>	<b>at The Citadel*</b>	<b>W, 45-13</b>
<i>Mountaineers score 24 points off four Bulldog turnovers in SoCon-opening victory</i>		
<b>Oct. 8</b>	<b>at Furman*</b>	<b>L, 34-31</b>
<i>Williams becomes Appalachian's all-time total offense leader with 396 yards in setback</i>		
<b>Oct. 15</b>	<b>Georgia Southern*</b>	<b>W, 24-7</b>
<i>Richardson racks up 285 all-purpose yards, including 208 on the ground</i>		
<b>Oct. 22</b>	<b>at Wofford*</b>	<b>W, 49-17</b>
<i>Williams amasses 322 yards of total offense, Little makes six catches for 125 yards</i>		
<b>Oct. 29</b>	<b>Chattanooga*</b>	<b>W, 35-25</b>
<i>Williams becomes App State's all-time leading passer with 256 yards through the air</i>		
<b>Nov. 5</b>	<b>at LSU</b>	<b>L, 24-0</b>
<i>App State trails I-A's sixth-ranked team just 14-0 in fourth quarter</i>		
<b>Nov. 12</b>	<b>Western Carolina*</b>	<b>W, 35-7</b>
<i>Largest crowd in school history (25,584) sees ASU reclaim Old Mountain Jug</i>		
<b>Nov. 19</b>	<b>at Elon*</b>	<b>W, 52-14</b>
<i>Apps clinch first outright SoCon title since 1995 with 10th-straight win over Phoenix</i>		
<b>Nov. 26</b>	<b>Lafayette^</b>	<b>W, 34-23</b>
<i>App State overcomes 17-10 halftime deficit to roll into second round</i>		
<b>Dec. 3</b>	<b>Southern Illinois^</b>	<b>W, 38-24</b>
<i>App State jumps out to 24-0 lead midway through second quarter to set up semifinal rematch with Furman</i>		
<b>Dec. 10</b>	<b>Furman^</b>	<b>W, 29-23</b>
<i>Elder comes off the bench in place of injured Williams to lead Apps to first title game</i>		
<b>Dec. 16</b>	<b>Northern Iowa^</b>	<b>W, 21-16</b>
<i>Hunter's 15-yard scoop-and-score lifts Mountaineers to first-ever national championship</i>		


\* Southern Conference game  
^ NCAA Division I-AA playoffs



DEC. 16, 2005 • FINLEY STADIUM • CHATTANOOGA, TENN.  
**NO. 2 APP STATE** 21  
**NORTHERN IOWA** 16

SCORING SUMMARY	1	2	3	4	F
MOUNTAINEERS	0	7	7	7	—
PANTHERS	6	10	0	0	—

ATTENDANCE: 20,236



Without starting quarterback Richie Williams, who was out with a severe ankle injury in the first half, App State fell behind, 16-7.



Murrell's counterpart on the defensive line, Jason Hunter, scooped up the loose ball at the UNI 15.

**SCORING SUMMARY**

**FIRST QUARTER**

11:36 UNI Brian Wingert 50 field goal  
 9:45 UNI Wingert 26 field goal

**SECOND QUARTER**

13:18 APP Kevin Richardson 5 run (Julian Rauch kick)  
 8:20 UNI David Horne 2 run (Wingert kick)  
 1:09 UNI Wingert 31 field goal

**THIRD QUARTER**

6:05 APP Richardson 1 run (Rauch kick)

**FOURTH QUARTER**

9:14 APP Jason Hunter 15 fumble recovery (Rauch kick)



With Williams back at the helm, the Mountaineers cut the deficit to 16-14 on Kevin Richardson's one-yard touchdown run in the third quarter.



Hunter galloped untouched into the end zone to give App State a 21-16 lead with 9:14 left to play, setting off a wild celebration on the App State sideline and among the 12,000-plus Mountaineer fans in the stands.

**TEAM STATISTICS**

	App State	Northern Iowa
First Downs	18	21
Rushes—Net Yards	28-46	47-102
Passing Yards	252	181
Passes (Comp-Att-Int)	19-42-1	17-31-0
Total Offense	298	283
Fumbles—Lost	2-2	3-1
Penalties—Yards	4-40	5-45
Punts—Avg	7-41.9	9-37.9
Punt Returns—Yards	2-9	5-16
Kickoff Returns—Yards	2-50	4-83
Interception Returns—Yards	0-0	1-0
Fumble Returns—Yards	1-15	0-0
Third-Down Efficiency	8 of 15	6 of 19
Fourth-Down Efficiency	0 of 0	0 of 0
Possession Time	23:34	36:26

**INDIVIDUAL STATISTICS**

**RUSHING** — APP: Richardson 17-51; Hennessee 1-8; Turner 1-3; Williams 1-3; Courman 1 (-2); Little 1 (-3); Team 2 (-4); Elder 4 (-10)  
 UNI: Horne 22-102; Freeny 8-41; Breeland 1 (-11); Sanders 15 (-14); Team 1 (-16).

**PASSING** — APP: Williams 26-10-0, 129 yds.; Elder 16-9-1, 123 yds.  
 UNI: Sanders 31-17-0, 181 yds.

**RECEIVING** — APP: Johnson 6-101; Turner 4-78; Richardson 3-34; Jackson 3-25; Little 2-13; Courman 1-1  
 UNI: Surrency 5-59; Horne 3-20; Hunter 2-20; Lindgren 2-16; Cutright 2-10; Goodwin 1-32; Bradley 1-23; Breeland 1-1.

**INTERCEPTIONS**—APP: None. UNI: T. Varner 1-0.

**APP DEFENSIVE STATS**—**Tackles**: J. Hunter 9-1-10, M. Murrell 7-2-9, B. West 6-1-7, J. Wozeah 6-0-6, J. Suiter 4-2-6, M. Smith 5-0-5, C. Speer 4-1-5, J. Wiggins 4-1-5, J. Touchstone 4-0-0, Z. Kelly 3-0-3, O. Byrom 2-1-3, B. Riddle 2-0-2, A. Orlebar 1-1-1, S. Breitenstein 1-0-0, T. Howard 1-0-0. **Forced Fumbles**: M. Murrell 2, C. Speer. **Fumble Recoveries**: J. Hunter 1-15. **Tackles for Loss**: M. Murrell 5.5-38, J. Hunter 3-21, M. Smith 1-2, J. Touchstone 1-2, J. Suiter 0.5-4, C. Speer 0.5-0, O. Byrom 0.5-3. **Sacks**: J. Hunter 2-20, M. Murrell 2-22, O. Byrom 0.5-3, J. Suiter 0.5-4. **PBU's**: J. Wozeah 2, J. Wiggins 2.



With under 10 minutes left to play, Northern Iowa quarterback Eric Sanders dropped back to pass from his own 25 yard line.



Murrell and Hunter combined for two more sacks down the stretch to squelch the Panthers' final scoring opportunities.



App State defensive end Marques Murrell came off the left edge to strip the ball from Sanders.



Richardson's first-down run in the waning minutes sealed App State's first-ever national championship.

**"It just feels so good that I could do something to leave a legacy like that because it's part of history. I'm glad to be a part of that."**

— 2005 NCAA Division I-AA Championship MVP Jason Hunter



# 2006 NCAA DIVISION I FCS NATIONAL CHAMPIONS

2006 FCS CHAMPIONS



## 14-1 OVERALL • 7-0 SoCon

### ROSTER

No.	Name	Pos.	Class	No.	Name	Pos.	Class
93	Josh Achor	DL	Fr.	63	Daniel Kilgore	OL	Fr.
61	Mario Acitelli	OL	Fr.	13	Mike King	LB	Sr.
17	Zach Amedro	QB	Fr.	87	Brandon Knox	WR	Fr.
31	Pierre Banks	LB	So.	51	Kyle Knox	OL	Sr.
92	Mina Banoub	DL	Sr.	11	Chase Laws	QB	Sr.
3	Hans Batichon	WR	Jr.	68	Tony Lester	DL	Jr.
80	Daniel Bettis	TE/DL	Sr.	22	Leonard Love	DB	So.
72	Jonathan Bieschke	OL	So.	47	Corey Lynch	DB	Jr.
79	Larry Blackwood	OL	Sr.	20	Clint Manuel	RB	Jr.
39	Philip Bould	DB	Fr.	35	Cody Marshall	LB	Fr.
29	Seth Breitenstein	DB	So.	9	William Mayfield	WR	Sr.
76	Kerry Brown	OL	Jr.	56	Ellis McDowell	LB	Fr.
94	Llord Byrom	DL	So.	81	Clay McKnight	WR	So.
95	Omarr Byrom	DL	Sr.	65	Josh Miller	DL	Sr.
88	Nic Cardwell	TE	Jr.	71	Pat Mills	OL	Fr.
41	Brett Champion	TE	Fr.	30	Devon Moore	RB	Fr.
34	Matt Cline	WR	Fr.	44	Marques Murrell	DL	Sr.
24	Dustin Clodfelter	DB	Fr.	77	Jacob Newton	OL	Fr.
60	Brad Coley	OL	So.	86	Jim Bob Norman	WR	Jr.
17	Matt Corbin	PK	Fr.	90	Daniel Orlebar	DL	Sr.
12	T.J. Courman	WR	So.	91	Julian Rauch	PK/P	Jr.
4	Anthony Cruver	WR	So.	28	Kevin Richardson	RB	Jr.
24	Josh Davis	DB	So.	25	Billy Riddle	DB	Jr.
21	Dominick Dingle	DB	Sr.	70	Jeremy Robertson	OL	Sr.
42	Travis Dowda	DB	Fr.	46	Tony Robertson	DL	Fr.
14	Armanti Edwards	QB	Fr.	40	Jacque Roman	LB	Fr.
15	Trey Elder	QB	Jr.	83	Cory Rycroft	TE	So.
63	Les Ellis	LS	Fr.	30	Shea Sample	LB	Fr.
58	Daniel Finnerty	DL	Fr.	64	John Sevier	OL	Jr.
84	B.J. Frazier	WR	Fr.	41	Brandon Simpkins	LB	So.
5	Cortez Gilbert	DB	Fr.	50	Nick Sloan	OL	Fr.
75	David Guy	OL	Fr.	38	Monte Smith	LB	Sr.
48	Brad Hardee	LB	Fr.	54	Tommy Sofield	DL	Sr.
53	Nick Harding	LB	So.	27	Cam Speer	LB	Jr.
20	Tyrrell Harrell	DB	Fr.	10	Hunter Stewart	QB	Fr.
73	Corbett Harris	OL	Fr.	89	Brian Stokes	TE	Sr.
55	Bryon Heath	LB	So.	66	Scott Suttle	OL	Jr.
35	Trey Hennessee	TE/RB	So.	22	Will Tallent	RB	Fr.
7	James Hill	WR	So.	96	Gary Tharrington	DL	Fr.
16	CoCo Hillary	WR	Fr.	6	Jerome Touchstone	DB	Jr.
52	J.T. Holleman	OL	Sr.	16	Chad Tuff	DB	Fr.
67	John Holt	OL	Jr.	26	Jason Vitaris	PK	Fr.
36	Titus Howard	DB	Jr.	19	Tavaris Washington	WR	Fr.
86	Reynaldo Hunter	WR	So.	43	Robert Welton	RB	Fr.
57	Brett Irvin	OL	Fr.	31	Marcus White	RB	Sr.
62	Matt Isenhour	OL	Sr.	8	Jeremy Wiggins	DB	Sr.
2	Dexter Jackson	WR	Jr.	98	Anthony Williams	DL	Fr.
33	Josh Jackson	RB	Fr.	85	Dominque Wilson	TE/WR	Fr.
49	Chris Johnson	LB	So.	59	Russell Wilson	LS	Jr.
82	Josh Johnson	WR	Fr.	18	Justin Woazeah	DB	Jr.
55	Justin Johnson	LB	Fr.	97	Neil Young	P/PK	So.
99	Adam Kassouf	P	Fr.				

### RESULTS

<b>Sept. 2</b>	<b>at NC State</b>	<b>L, 23-10</b>
<i>Mountaineers limit Wolfpack to just 36 passing yards in loss</i>		
<b>Sept. 9</b>	<b>James Madison</b>	<b>W, 21-10</b>
<i>Home-opening record crowd of 23,814 sees App State move to 56-18-2 in home openers</i>		
<b>Sept. 16</b>	<b>Mars Hill</b>	<b>W, 41-0</b>
<i>App State holds MHC to just 87 total yards to record first shutout since 2000 (52-0 vs. VMI)</i>		
<b>Sept. 23</b>	<b>at Gardner-Webb</b>	<b>W, 41-6</b>
<i>Dexter Jackson sets school record with 86- and 68-yard punt returns for touchdowns in win</i>		
<b>Sept. 30</b>	<b>Elon*</b>	<b>W, 45-21</b>
<i>Kidd Brewer Stadium-record crowd (26,620) on hand to see Mayfield catch nine passes for 182 yards</i>		
<b>Oct. 7</b>	<b>at Chattanooga*</b>	<b>W, 56-21</b>
<i>Apps score 40+ points in fourth-straight game for first time in school history</i>		
<b>Oct. 14</b>	<b>Wofford*</b>	<b>W, 14-7</b>
<i>App State makes two first-quarter touchdowns stand up in victory</i>		
<b>Oct. 21</b>	<b>at Georgia Southern*</b>	<b>W, 27-20</b> <sup>2OT</sup>
<i>App State gets first win in Statesboro since 1996, moves to 4-2 all-time in overtime contests</i>		
<b>Oct. 28</b>	<b>Furman*</b>	<b>W, 40-7</b>
<i>Mountaineers score biggest win ever over rival Paladins; Richardson rushes for 4 TDs</i>		
<b>Nov. 4</b>	<b>The Citadel*</b>	<b>W, 42-13</b>
<i>Apps clinch at least a share of SoCon title, automatic playoff berth</i>		
<b>Nov. 11</b>	<b>at Western Carolina*</b>	<b>W, 31-9</b>
<i>App State earns second-straight outright SoCon title with 20th win over WCU in last 22 meetings</i>		
<b>Nov. 25</b>	<b>Coastal Carolina^</b>	<b>W, 45-28</b>
<i>Mountaineers jump out to 31-0 halftime lead and cruise to first-round win</i>		
<b>Dec. 2</b>	<b>Montana State^</b>	<b>W, 38-17</b>
<i>App State defense records seven sacks and limits MSU to just nine first downs in second-round win</i>		
<b>Dec. 9</b>	<b>Youngstown State^</b>	<b>W, 49-24</b>
<i>Richardson (145) and Edwards (110) both rush for 100-plus yards to send Apps to Chattanooga</i>		
<b>Dec. 15</b>	<b>Massachusetts^</b>	<b>W, 28-17</b>
<i>Richardson rushes for 179 yards and four touchdowns to give Apps back-to-back national titles</i>		

\* Southern Conference game  
^ NCAA Division I Football Championship



DEC. 15, 2006 • FINLEY STADIUM • CHATTANOOGA, TENN.  
**NO. 1 APP STATE 28**  
**NO. 3 MASSACHUSETTS 17**

SCORING SUMMARY	1	2	3	4	F
MOUNTAINEERS	7	7	0	14	—
MINUTEMEN	7	0	3	7	—

ATTENDANCE: 22,808



**App State 7 • UMASS 7**  
**1:15 TO GO • FIRST QUARTER**

Both teams moved the ball with relative ease in the first 10 minutes of the second quarter, but all they had to show for it were swapped punts and a UMass interception deep in App State territory. The Mountaineers got the ball for only the second time in the second period when they fielded a punt at their own 22 yard line with just over five minutes left to play in the opening half. On the first play of the series, Edwards connected with his favorite target, William Mayfield, for a 35-yard gain. From there, the Mountaineer trio of Richardson, Edwards and Devon Moore banged out the final 43 yards of the drive on the ground, capped by Richardson's six-yard scoring run off right tackle with 49 seconds to go before halftime. The Apps' 11-play, 78-yard drive took 4:19 off the clock and assured them of taking a seven-point lead into the locker room.



**App State 14 • UMASS 7**  
**0:49 TO GO • SECOND QUARTER**

After UMass knotted the contest at 14-14 with an 11-play, 81-yard scoring drive, App State got the ball back on its own 29 with 4:12 left to play in the third quarter looking to put together a lengthy scoring drive of its own. Thanks in large part to Richardson, who amassed 48 of the Mountaineers' 71 yards on the possession, the Apps did just that, marching 71 yards in 13 plays. Richardson punctuated the scoring drive by powering four yards through the heart of the line and into the end zone for his 29th touchdown of the season, tying the NCAA Division I FCS record set by Colgate's Jamaal Branch in 16 games in 2003. More importantly, Richardson's third scoring run of the evening gave the Mountaineers a seven-point lead with 13:22 remaining in the ballgame.



**App State 21 • UMASS 14**  
**13:22 TO GO • FOURTH QUARTER**

When UMass cut the Mountaineers' lead to 21-17 on a 42-yard Chris Koepplin field goal with 8:46 to go, App State head coach Jerry Moore told quarterbacks coach Scott Satterfield, "We've got to run eight minutes off that clock." Satterfield replied, "We've got to score." Moore agreed. "I didn't say don't score. But we need to run some time off the clock." Richardson, who ran 11 times for 48 of Appalachian's 80 yards on the drive, made sure the Apps accomplished both goals. In all, thanks to Richardson's running and a key third-down completion from Edwards to fellow freshman Josh Johnson, App State ran 6:46 off the clock on the victory-sealing drive, which culminated with Richardson's fourth touchdown of the evening. The two-yard dive was also Richardson's 30th TD of the season, setting a new NCAA Division I FCS single-season record. Following Richardson's score, UMass' last-ditch effort was thwarted when Corey Lynch picked off a Liam Coen pass with 42 seconds to play.



**App State 28 • UMASS 17**  
**1:51 TO GO • FOURTH QUARTER**

**"Mission accomplished. We came out this year with the target on our back, but we stayed focused and we came out and we played our game right to the very end."**

— 2006 NCAA Division I Championship MVP Kevin Richardson

2006 NCAA DIVISION I FOOTBALL CHAMPIONSHIP  
 Finley Stadium/Davenport Field  
 Chattanooga, Tennessee  
 University of Tennessee at Chattanooga Sports and Events Committee, hosts  
 December 15

**SCORING SUMMARY**  
**FIRST QUARTER**

11:49 UM Matt Lawrence 1 run (Chris Koepplin kick)  
 1:15 APP Kevin Richardson 45 run (Julian Rauch kick)

**SECOND QUARTER**

:49 APP Richardson 6 run (Rauch kick)

**THIRD QUARTER**

4:22 APP Brad Listorti 17 pass from Liam Coen (Koepplin kick)

**FOURTH QUARTER**

13:22 APP Richardson 4 run (Rauch kick)  
 8:46 UM Koepplin 42 field goal  
 1:51 APP Richardson 2 run (Rauch kick)

**TEAM STATISTICS**

	App State	UMass
First Downs	24	19
Rushes—Net Yards	53-285	32-151
Passing Yards	146	221
Passes (Comp-Att-Int)	12-19-1	20-33-2
Total Offense	431	372
Fumbles—Lost	0-0	0-0
Penalties—Yards	3-15	2-25
Punts—Avg	4-31.5	4-44.8
Punt Returns-Yards	3-36	1-2
Kickoff Returns-Yards	4-79	0-0
Interception Returns-Yards	2-23	1-0
Fumble Returns-Yards	0-0	0-0
Third-Down Efficiency	7 of 14	5 of 12
Fourth-Down Efficiency	2 of 2	1 of 1
Possession Time	33:10	26:50

**INDIVIDUAL STATISTICS**

**RUSHING — APP:** Richardson 30-179; Edwards 15-81; Moore 6-29; Team 2-(-4) **UMASS:** Baylark 24-133; Lawrence 2-13; Omar 1-8; Rancher 1-3; Coen 2-(-2); Washington 2-(-4).

**PASSING — APP:** Edwards 12-19-1, 146 yds. **UMASS:** Coen 20-33-2, 221 yds.

**RECEIVING — APP:** Mayfield 3-44; D. Jackson 3-44; Courman 3-25; J. Johnson 1-15; Richardson 1-14; Bettis 1-4 **UMASS:** Listorti 5-78; Moor 4-61; London 4-31; Baylark 3-24; Lawrence 2-14; Washington 1-7; Rancher 1-6.

**INTERCEPTIONS—APP:** M. Smith 1-6, C. Lynch 1-17. **UMASS:** J. Ihedigbo 1-0.

**APP DEFENSIVE STATS—Tackles:** J. Wiggins 7-1-8, C. Lynch 7-0-7, P. Banks 5-1-6, J. Touchstone 5-0-5, M. Murrell 3-1-4, M. Smith 3-1-4, J. Woazeah 3-0-3, C. Speer 3-0-3, O. Byrom 2-1-3, J. Roman 2-0-2, G. Tharrington 1-1-2, M. King 1-0-1, D. Orlebar 1-0-1. **Forced Fumbles:** None. **Fumble Recoveries:** None. **Tackles for Loss:** G., Tharrington 1-4, C. Lynch 1-3, P. Banks 1-1, J. Roman 1-1, M. Murrell 0.5-2, O. Byrom 0.5-2. **Sacks:** M. Murrell 0.5-2, O. Byrom 0.5-2. **PBUs:** None.



# 2007 NCAA DIVISION I FCS NATIONAL CHAMPIONS

2007 FCS CHAMPIONS



## 13-2 OVERALL • 5-2 SoCon

### ROSTER

No.	Name	Pos.	Class	No.	Name	Pos.	Class
61	Mario Acitelli	OL	So.	13	Mark LeGree	DB	Fr.
44	Cedric Baker	RB	Fr.	26	Richard Long	RB	Fr.
31	Pierre Banks	LB	Jr.	22	Leonard Love	DB	Jr.
3	Hans Batichon	WR	Sr.	86	Calan Lynch	WR	Fr.
72	Jonathan Bieschke	OL	Jr.	47	Corey Lynch	DB	Sr.
	Derek Binns	WR	Fr.	89	Don Maciel	DL	Fr.
79	Larry Blackwood	OL	Sr.	81	Clay McKnight	WR	Jr.
56	Bobby Bozzo	DL	Fr.	71	Pat Mills	OL	Fr.
29	Seth Breitenstein	DB	Sr.	20	Devon Moore	RB	So.
76	Kerry Brown	OL	Sr.	77	Jacob Newton	OL	Fr.
88	Nic Cardwell	TE	Sr.	86	Jim Bob Norman	WR	Sr.
17	Matt Cline	WR	Fr.	30	Brandon Olsen	LB	Fr.
60	Brad Coley	OL	Jr.	93	Daniel Pratl	DL	Fr.
12	T.J. Courman	WR	Jr.	8	Brian Quick	WR	Fr.
4	Anthony Cruver	DB	Jr.	91	Julian Rauch	PK/P	Sr.
24	Josh Davis	DB	Jr.	25	Jared Reine	DB	Fr.
14	Armanti Edwards	QB	So.	90	Matt Reyes	DL	Fr.
37	Blake Elder	WR	Fr.	28	Kevin Richardson	RB	Sr.
15	Trey Elder	QB	Sr.	46	Tony Robertson	DL	So.
58	Daniel Finnerty	DL	So.	40	Jacque Roman	LB	So.
54	Jabari Fletcher	DL	Fr.	52	Zack Roos	DL	Fr.
85	B.J. Frazier	WR	Fr.	70	Matt Ruff	OL	Fr.
64	Orry Frye	OL	Fr.	78	Cory Rycroft	DL	Jr.
5	Cortez Gilbert	DB	So.	41	Brandon Simpkins	TE	Jr.
	Michael Gossenreiter	LB	Fr.	50	Nick Sloan	OL	Fr.
75	David Guy	OL	Fr.	9	D.J. Smith	LB	Fr.
48	Brad Hardee	LB	Fr.	83	Josh Smith	RB	Fr.
73	Corbett Harris	OL	Fr.	27	Cam Speer	LB	Sr.
35	Trey Hennessee	TE	Jr.	10	Hunter Stewart	QB	So.
7	James Hill	WR	Jr.	66	Scott Suttle	OL	Sr.
16	CoCo Hillary	WR	Fr.	96	Gary Tharrington	DL	So.
67	John Holt	OL	Sr.	62	Xan Thomas	OL	Fr.
51	Sherman Holt	LB	Fr.	43	Brandon Thompson	LB	Fr.
36	Titus Howard	DB	Sr.	68	Olafur Torfason	DL	Fr.
57	Brett Irvin	OL	Fr.	6	Jerome Touchstone	DB	Sr.
2	Dexter Jackson	WR	Sr.		Nic Vannoy	TE	Fr.
33	Josh Jackson	RB	So.	39	Jason Vitaris	PK	Fr.
49	Chris Johnson	LB	Jr.	19	Tavaris Washington	WR	So.
82	Josh Johnson	WR	Sr.	99	Tim Washington	DL	Jr.
55	Justin Johnson	DL	So.	21	Robert Welton	RB	Fr.
92	Jason Jones	DL	Fr.	45	Coad Westra	LB	Fr.
84	Ben Jordan	TE	Fr.	65	Anthony White	DL	Fr.
	Josh Jurius	DL	Fr.	98	Anthony Williams	DL	So.
34	Adam Kassouf	P	So.	94	Anthony Wilson	DL	Fr.
63	Daniel Kilgore	OL	Fr.	59	Russell Wilson	LS	Sr.
80	Ben King	WR	Fr.	95	Gordy Witte	DT	Fr.
87	Brandon Knox	WR	So.	18	Justin Woazeah	DB	Sr.
11	Chase Laws	WR/LB	Sr.	97	Neil Young	P/PK	Jr.

### RESULTS

<b>Sept. 1</b>	<b>at Michigan</b>	<b>W, 34-32</b>
<i>Mountaineers shock the nation by becoming first FCS team to ever defeat a nationally ranked FBS team</i>		
<b>Sept. 8</b>	<b>Lenoir-Rhyne</b>	<b>W, 48-7</b>
<i>Mountaineers lead 38-0 with 6:43 to go in 2nd quarter and cruise to win in front of KBS-record 28,802</i>		
<b>Sept. 15</b>	<b>Northern Arizona</b>	<b>W, 34-21</b>
<i>Richardson catches seven passes for 122 yds. and two TDs (all career highs) in win</i>		
<b>Sept. 22</b>	<b>at Wofford*</b>	<b>L, 42-31</b>
<i>Terriers snap Apps' 17-game winning streak, which was the longest D-I streak in the nation (FCS or FBS)</i>		
<b>Sept. 29</b>	<b>at Elon*</b>	<b>W, 49-32</b>
<i>App State registers 365 rushing yards, most since 2000</i>		
<b>Oct. 6</b>	<b>Gardner-Webb</b>	<b>W, 45-7</b>
<i>Richardson scores four touchdowns in second quarter to spark rout</i>		
<b>Oct. 20</b>	<b>Georgia Southern*</b>	<b>L, 38-35</b>
<i>Nation's longest home winning streak snapped at 30 with Mountaineers' first loss at The Rock since 11/30/02</i>		
<b>Oct. 27</b>	<b>at Furman*</b>	<b>W, 34-27</b>
<i>Mountaineers defeat rival Paladins for sixth time in last seven meetings</i>		
<b>Nov. 3</b>	<b>at The Citadel*</b>	<b>W, 45-24</b>
<i>Edwards rushes for school-record 291 yards, true freshman Smith records 16 tackles in victory</i>		
<b>Nov. 10</b>	<b>Western Carolina*</b>	<b>W, 79-35</b>
<i>Apps post most points and yards (743) since 1936 for 21st win in last 23 meetings vs. WCU</i>		
<b>Nov. 17</b>	<b>Chattanooga*</b>	<b>W, 37-17</b>
<i>Richardson becomes Appalachian's all-time leading rusher to help propel Apps to third-straight SoCon title</i>		
<b>Nov. 24</b>	<b>James Madison^</b>	<b>W, 28-27</b>
<i>Roman forces fumble inside App State 10 and Banks recovers with 22 seconds left to seal heart-stopping win</i>		
<b>Dec. 1</b>	<b>Eastern Washington^</b>	<b>W, 38-35</b>
<i>Mountaineers lead by 17 points with under 4:00 to go, hold on for quarterfinal triumph</i>		
<b>Dec. 7</b>	<b>Richmond^ (ESPN2)</b>	<b>W, 55-35</b>
<i>Edwards torches Spiders for D-I QB record 313 rushing yards and accounts for 495 total yards and seven TD</i>		
<b>Dec. 14</b>	<b>vs. Delaware</b>	<b>W, 49-21</b>
<i>Mountaineers dominate Joe Flacco-led Blue Hens in all facets en route to unprecedented third-straight title</i>		



DEC. 14, 2007 • FINLEY STADIUM • CHATTANOOGA, TENN.

**DELAWARE** 21  
**APP STATE** 49

SCORING SUMMARY	1	2	3	4	F
BLUE HENS	0	7	7	7	—
MOUNTAINEERS	14	14	7	14	—

ATTENDANCE: 23,010



App State 7 • DELAWARE 0  
10:47 TO GO • FIRST QUARTER

Delaware appeared to grab its first momentum of the evening when future first-round draft pick Joe Flacco tossed a 39-yard touchdown to Mark Duncan with 1:10 remaining before halftime, seemingly cutting Appalachian's lead to two touchdowns heading into the locker room. However, just 26 seconds later, the Mountaineers took the momentum back for good when Edwards found Dexter Jackson for a 72-yard touchdown that extended the App State advantage back to 21 points. Delaware would get no closer the rest of the evening.

Unlike its first two trips to Chattanooga for the national championship game, App State wasted no time in getting on the board in the 2007 title tilt, as it forced Delaware to punt after a three-and-out on the opening possession then promptly marched 58 yards in just six plays to take a 7-0 lead. Buoyed by spectacular downfield blocking from his offensive lineman, Richardson took a screen pass from Armanti Edwards and needed to beat just one UD defender at the goal line.



App State 28 • DELAWARE 7  
0:44 TO GO • SECOND QUARTER

With a 21-point lead early in the third quarter, App State methodically marched down the field and capped a 14-play, 67-yard drive with an eight-yard touchdown pass from Edwards to Richardson. Richardson accounted for 29 of the drive's 67 yards, including the eight-yard touchdown play in which he snuck out of the backfield and down the left sideline completely unnoticed by the Blue Hen defense for what might have been the easiest of his 74 career scores. Richardson's eighth touchdown in three national championship games came on a six-yard run midway through the fourth quarter. Richardson was the workhorse once again on the scoring drive, as he picked up 51 yards on the possession and went over the 100-yard rushing plateau for the 19th time in his illustrious career.




App State 42 • DELAWARE 14  
6:02 TO GO • FOURTH QUARTER

With Richardson and the majority of Appalachian's starters watching from the sideline, senior Trey Elder capped the rout with a 53-yard touchdown scamper that brought the Black and Gold contingent pouring out of the stands and onto the sidelines with more than three minutes still to play. In his last collegiate game, Richardson came up huge once again on FCS football's biggest stage, finishing with 145 total yards (118 rushing, 27 receiving) and three of Appalachian's nine touchdowns but the most memorable play of the evening was undoubtedly the touchdown run by Elder, who was Appalachian's starter behind center in the 2005 title-game victory over Northern Iowa but is best known for the selfishness that he displayed in backing up a pair of all-America signal-callers in Richie Williams and Armanti Edwards during his four years in the Black and Gold.



App State 49 • DELAWARE 14  
3:29 TO GO • FOURTH QUARTER



SCORING SUMMARY  
FIRST QUARTER

- 10:47 APP K. Richardson 19 yd pass from Armanti Edwards (Julian Rauch kick)
- 4:15 APP Devon Moore 46 yd run (Julian Rauch kick)

SECOND QUARTER

- 10:22 APP Daniel Kilgore 0 yd fumble recovery (Julian Rauch kick)
- 1:10 DEL Duncan 39 yd pass from Flacco (Striefsky kick)
- :44 APP Dexter Jackson 60 yd pass from Armanti Edwards (Julian Rauch kick)

THIRD QUARTER

- 4:56 APP K. Richardson 8 yd pass from Armanti Edwards (Julian Rauch kick)
- :54 DEL Cuff 1 yd run (Striefsky kick)

FOURTH QUARTER

- 6:02 APP K. Richardson 6 yd run (Julian Rauch kick)
- 3:29 APP Trey Elder 53 yd run (Julian Rauch kick)
- 3:18 DEL Duncan 75 yd kickoff return (Striefsky kick)

TEAM STATISTICS

	Delaware	App State St.
First Downs	24	26
Rushes—Net Yards	31-98	61-358
Passing Yards	334	198
Passes (Comp-Att-Int)	23-48-0	9-15-0
Total Offense	432	556
Fumbles—Lost	0-0	0-0
Penalties—Yards	9-94	9-87
Punts—Avg	4-131	4-153
Punt Returns-Yards	1-6	2-(-7)
Kickoff Returns-Yards	8-189	4-64
Interception Returns-Yards	0-0	0-0
Fumble Returns-Yards	0-0	0-0
Third-Down Efficiency	7 of 16	7 of 12
Fourth-Down Efficiency	1 of 4	1 of 1
Possession Time	27:53	32:07

INDIVIDUAL STATISTICS

**RUSHING — DEL:** Cuff 21-84; Michaud 2-20; Flacco 7-(-1); Thaxton 1-(-5). **APP:** K. Richardson 22-118; Armanti Edwards 18-89; Trey Elder 2-71; Devon Moore 4-62; Josh Jackson 4-24; Tav. Washington 1-(-6); Daniel Kilgore 0-0.

**PASSING — DEL:** Flacco 23-48-0, 334 yds. **APP:** Armanti Edwards 9-15-0, 198 yds.

**RECEIVING — DEL:** Love 7-101; Duncan 7-83; Michaud 3-45; Cuff 3-41; Baker 2-49; Agnone 1-15. **APP:** Hans Batichon 2-30; K. Richardson 2-27; Dexter Jackson 1-60; CoCo Hillary 1-41; Devon Moore 1-19; Josh Johnson 1-12; T.J. Courman 1-9.

**INTERCEPTIONS—UD:** None. **APP:** None.

**APP DEFENSIVE STAYS — Tackles:** D.J. Smith 5-5-10; Gilbert 5-4-9; Lynch 5-3-8; Howard 5-1-6; Roman 4-1-5; Banks 3-2-5; Williams 2-3-5; Touchstone 3-1-4; Robertson 1-2-3; LeGree 1-2-3; Hardee 1-1-2; Tharrington 1-1-2; Dowda 0-2-0; J. Jackson 0-2-2; Finnerty 0-2-2; Ti. Washington 1-0-1; Laws 1-0-1; Fletcher 1-0-1; Love 0-1-1; Wilson 0-1-1. **Forced Fumbles:** None. **Fumble Recoveries:** None. **Tackles for Loss:** Williams 2-8; Ti. Washington 1-7; Laws 1-6; Tharrington 1-3; D.J. Smith 1-2; Gilbert 1-1. **Sacks:** Washington 1-7; Laws 1-6; Williams 1-3; Tharrington 1-3. **PBUs:** Lynch 4; Howard 3; Touchstone; Robertson.


*"It means a lot because this is what you play for, to win championships. To do it three times is a heck of a way to go out."*

— Three-time national champion running back Kevin Richardson



# 2015 CAMELLIA BOWL CHAMPIONS

2015 BOWL CHAMPIONS



## 11-2 OVERALL • 7-1 SUN BELT

### ROSTER

No.	Name	Pos.	Class	No.	Name	Pos.	Class
18	Brad Absher	WR	Fr.	78	Chandler Greer	OL	Fr.
15	Mock Adams	WR	Fr.	44	Alanmichael Harkness	DL	Fr.
64	Bo Alexander	OL	Fr.	73	Davante Harris	OL	Sr.
22	Dustin Anderson	OLB	Jr.	17	Tae Hayes	DB	Fr.
5	Mykelti Armstrong	WR	Fr.	3	Deltron Hopkins	WR	Fr.
4	Jaylan Barbour	WR	Fr.	10	A.J. Howard	DB	So.
68	Brody Barrett	DL	Fr.		Colt Johnson	RB	Fr.
81	Bobo Beathard	WR	Sr.	74	Victor Johnson	OL	Fr.
49	Ronald Blair	DL	Sr.	13	Dante Jones	WR	So.
45	Eric Boggs	LB	So.	7	Malachi Jones	WR	Sr.
8	Josh Boyd	RB	Fr.	29	Aaron Krah	DB	Sr.
56	Thomas Bronson	DL	Sr.	11	Taylor Lamb	QB	So.
85	Barrett Burns	TE	Jr.	88	John Law	LB	Jr.
99	Stephen Burns	DL	Sr.	82	Zy Letman	WR	Jr.
16	Jaquil Capel	WR	Jr.	2	Ike Lews	WR	So.
10	J.P. Caruso	QB	Fr.	76	Madison Malone	OL	Fr.
19	Nikia Cathey	RB	Fr.	59	Zach Matics	P/PK	Sr.
46	Bill Cecil	TE	So.	83	Simms McElfresh	WR	Sr.
60	Jesse Chapman	OL	Sr.	84	Montez McGuire	WR	Sr.
62	Hunter Cline	OL	Fr.	53	Cody McKinney	ILB	Jr.
75	Parker Collins	OL	Jr.	93	Elias McMurry	LS	Fr.
66	Jamie Collmar	OL/DL	Jr.	6	Shaedon Meadors	WR	So.
67	Shaq Counts	OL	Sr.	21	Doug Middleton	DB	Sr.
14	Marcus Cox	RB	Jr.	89	Michael Moll	TE	Jr.
91	Bentlee Critcher	P/PK	Jr.	25	Jalin Moore	RB	Fr.
36	Olawale Dada	DL	Jr.	61	Aidan Nesvisky	OL	Fr.
33	Eric Davidson	RB	Sr.	40	Nate Norwood	DL	Jr.
24	Akeem Davis	OLB	Fr.	50	Beau Nunn	OL	So.
55	Edward Davis	ILB	Fr.	80	Hunter Nunn	TE	So.
86	Levi Duffield	TE	So.	95	Devin Papeheim	DL	Fr.
16	Jake Easter	QB	Fr.	18	Brandon Pinckney	DB	So.
52	Tobias Edge-Campbell	OL	Fr.	87	Colin Reed	TE	Fr.
96	Isaac Edwards	LS	Jr.	48	Dezmin Reed	OLB	Jr.
9	Austin Exford	DB	Fr.	41	Michael Rubino	PK	Fr.
97	Chris Favoroso	DL	Fr.	27	Junior Sigalo	DB	Fr.
28	Ricky Fergerson	RB	Fr.	42	Tee Sims	DL	Jr.
72	Tyson Fernandez	DL	Jr.	90	Tashion Singleton	DL	Jr.
63	Josh Filbey	OL	Fr.	94	Devin Slate	LS	Sr.
17	Curtis Fitch	QB	Fr.	54	Darian Small	DL	Jr.
58	Anthony Flory	ILB	Fr.	30	Oswaldo Sombo	OLB	Sr.
12	Jordan Ford	DB	Jr.	2	Zeb Speir	QB	Fr.
34	Desmond Franklin	DB	Fr.	92	Myquon Stout	DL	Fr.
51	Caleb Fuller	DL	So.	11	Devan Stringer	LB	So.
37	Teh'Ron Fuller	ILB	Fr.	77	Alex Taylor	OL	Fr.
16	Treyon Garnett	DB	So.	26	Josh Thomas	DB	Fr.
5	Latrell Gibbs	DB	So.	35	Toronto Thomas	ILB	Jr.
6	Kennan Gilchrist	DB	Jr.	31	Rashaad Townes	OLB	Jr.
47	Okon Godwin	OLB	Fr.	20	Terrence Upshaw	RB	So.
70	Colby Gossett	OL	So.	43	D.J. Ward	ILB	Sr.
3	Alex Gray	DB	Jr.	4	Mondo Williams	DB	Jr.
				39	Justin Wilson	DB	Fr.

### RESULTS

<b>Sept. 5</b>	<b>Howard</b>	<b>W, 49-0</b>
<i>Apps dominate Howard for first shutout in season opener since 1960, rack up over 600 of offense.</i>		
<b>Sept. 12</b>	<b>at Clemson</b>	<b>L, 41-10</b>
<i>Three interceptions help lead then-No. 12 Clemson's win over the Mountaineers.</i>		
<b>Sept. 26</b>	<b>at Old Dominion</b>	<b>W, 49-0</b>
<i>Mountaineers outgain ODU, 501-175, and hands the Monarchs their first-ever shutout at home.</i>		
<b>Oct. 3</b>	<b>Wyoming</b>	<b>W, 31-13</b>
<i>Big plays in all facets of the game help lead Apps past Cowboys in rain-soaked affair.</i>		
<b>Oct. 10</b>	<b>at Georgia State*</b>	<b>W, 37-3</b>
<i>Lamb throws for then season-high 291 yards with three touchdowns en route to App State's dominant win.</i>		
<b>Oct. 17</b>	<b>at UL Monroe*</b>	<b>W, 59-14</b>
<i>Black and Gold's 35-0 second-half pummeling propels the Apps to convincing road win.</i>		
<b>Oct. 22</b>	<b>Georgia Southern*</b>	<b>W, 31-13</b>
<i>Defense holds Georgia Southern to season-low 188 yards, snaps GASO's 11-game SBC win streak and becomes bowl eligible for first time in school history.</i>		
<b>Oct. 31</b>	<b>Troy*</b>	<b>W, 44-41<sup>3OT</sup></b>
<i>Apps stop Troy's fake field-goal attempt before Matics nails game-winner in third overtime.</i>		
<b>Nov. 5</b>	<b>Arkansas State*</b>	<b>L, 40-27</b>
<i>Red Wolves snap Apps' 10-game SBC win streak after outscoring Mountaineers 23-6 in second half.</i>		
<b>Nov. 14</b>	<b>at Idaho*</b>	<b>W, 47-20</b>
<i>Jalin Moore shatters freshman record with 244 yards on the ground.</i>		
<b>Nov. 28</b>	<b>UL Lafayette*</b>	<b>W, 28-7</b>
<i>App State's defense holds the Cajuns to 248 yards of total offense on Senior Day.</i>		
<b>Dec. 5</b>	<b>at South Alabama*</b>	<b>W, 34-27</b>
<i>Cox's season-high 192 yards help App State slip past Jaguars on the road for the 10th win of the season.</i>		
<b>Dec. 19</b>	<b>vs. Ohio^</b>	<b>W, 31-29</b>
<i>Apps wins first-ever FBS bowl game after Matics hits field goal in the final seconds.</i>		



DEC. 19, 2015 • CRAMTON BOWL • MONTGOMERY, ALA.

**OHIO** 29  
**APP STATE** 31

SCORING SUMMARY	1	2	3	4	F
BOBCATS	0	17	7	5	—
MOUNTAINEERS	7	0	0	24	—
ATTENDANCE: 23,010					



**App State 7 • OHIO 0  
7:17 TO GO • FIRST QUARTER**

However, the tide turned in the final 91 seconds of the half. On the first offensive play after Ohio's field goal, OU linebacker Quentin Poling picked off Lamb and returned the interception 20 yards for a touchdown to give the Bobcats a 10-7 lead. Things went from bad to worse five plays later when Lamb mishandled a snap and it was recovered by OU's Tony Porter at the App State 23 yard line. Two plays after the miscue, Ohio running back A.J. Ouellette rumbled in from seven yards out and, in the span of just 1:11, the Mountaineers' 7-0 lead had turned into a 17-7 halftime deficit.

After failing to connect on a 39-yard attempt on the first drive for the Apps, Taylor Lamb's 21 yard scamper from the Ohio's 21-yard line gave the Black and Gold a 7-0 lead in the opening period. App State took advantage of an Ohio unsportsmanlike conduct penalty that put the ball in the Bobcats' territory. That was the lone score of the first quarter while it could've have been a 13-0 lead. Matics, who had missed just one field goal all season going into the game, failed to connect on two attempts. The Mountaineers held a commanding 188-33 advantage in total yardage through a quarter-and-a-half but, due mainly to the two errant field-goal attempts, led just 7-0.



**OHIO 17 • App State 7  
0:20 TO GO • SECOND QUARTER**

App State's comeback began in earnest late in the third quarter when it started what would turn out to be an 11-play, 97-yard touchdown drive. The series was aided by an unnecessary roughness penalty on Ohio defensive back Toran Davis, who clocked wide-out Dante Jones several steps after Jones was overthrown by Lamb on a third-and-seven play from the App State 44 yard line. Six plays later, Lamb found junior tight end Barrett Burns for a 17-yard touchdown pass that cut the deficit to 24-14.



**OHIO 29 • App State 28  
1:47 TO GO • FOURTH QUARTER**

The monstrous comeback seemed unlikely when the Mountaineers entered the final period facing a 17-point deficit but they quickly turned the tables, scoring three touchdowns in a 1:56 span and taking a 28-24 advantage barely three minutes into the quarter. After App State's three-touchdown flurry, it was Ohio's turn to rally, which it did with a safety and a 21-yard field goal to retake a 29-28 lead with 1:47 to go. However, sophomore quarterback Taylor Lamb calmly led the Mountaineers on a nine-play, 73-yard drive over the final 107 seconds that culminated with Matics' 23-yard game-winner. Lamb accounted for 51 of the 73 yards on the game-winning drive, including a 32-yard run that moved App State from its own 41 yard line all the way to the OU 27 with a minute left on the clock. The victory set a new record for victories by a team in its first season as a full-fledged member of NCAA Division I FBS (previously Division I-AA) after transitioning from Division I FCS (previously I-AA) and the first team to win a bowl game in its initial season as a full-fledged FBS squad.



**App State 31 • OHIO 29  
FINAL**

*"I've been a part of football for a long, long time, but I've never been a part of a game like this."*

— App State head coach Scott Satterfield



2015 BOWL CHAMPIONS

**SCORING SUMMARY**

**FIRST QUARTER**

7:17 APP Taylor Lamb 21 yd run (Zach Matics kick)

**SECOND QUARTER**

1:31 OHIO J. Yazdani 36 yd field goal  
1:23 OHIO Quentin Poling 20 yd interception return (J. Yazdani Kick)  
:20 APP A.J. Ouellette 7 yd run (J. Yazdani kick)

**THIRD QUARTER**

8:06 OHIO Jovon Johnson 45 yd fumble recovery (J. Yazdani Kick)

**FOURTH QUARTER**

13:52 APP Barrett Burns 17-yd pass from Taylor Lamb (Zach Matics kick)  
13:10 APP Marcus Cox 26 yd run (Zach Matics kick)  
11:56 APP Barrett Burns 8-yd pass from Taylor Lamb (Zach Matics kick)  
6:06 OHIO Jovon Johnson Safety  
1:47 OHIO J. Yazdani 21 yd field goal  
0:00 APP Zach Matics 23 yd field goal

**TEAM STATISTICS**

	Ohio	App State St.
First Downs	15	24
Rushes—Net Yards	36-107	49-303
Passing Yards	165	124
Passes (Comp-Att-Int)	15-29-2	13-26-1
Total Offense	272	427
Fumbles—Lost	2-1	2-2
Penalties—Yards	7-85	9-80
Punts—Avg	8-35.2	4-35.0
Punt Returns-Yards	0-0	0-0
Kickoff Returns-Yards	6-346	4-78
Interception Returns-Yards	1-20-1	2-11
Fumble Returns-Yards	1-45-1	1-20
Third-Down Efficiency	3 of 14	5 of 13
Fourth-Down Efficiency	1 of 1	0 of 1
Possession Time	30:06	29:54

**INDIVIDUAL STATISTICS**

**RUSHING** — OHIO: Ouellette 14-45; Sprague 10-35; White 7-25; Windham 1-2; Patterson 2-2. **APP:** Marcus Cox 24-162; Jalin Moore 13-96; Taylor Lamb 9-51; Terrence Upshaw 2-8; TEAM 1-1-14

**PASSING** — OHIO: Sprague 14-28-2, 132 yds; Windham 1-1, 33 yds. **APP:** Taylor Lamb 13-26-1, 124 yds 2 TD

**RECEIVING** — OHIO: White. **APP:** Simms McElfresh 5-42; Barrett Burns 3-32 1 TD; Malachi Jones 2-30; Bobo Beathard 1-10; Jaylan Barbour 1-10; Ike Lewis 1-0

**INTERCEPTIONS**—OHIO: Poling 1-20 1 TD. **APP:** Latrell Gibbs 1-11, Mondo Williams 1-0

**APP DEFENSIVE STATS**—**Tackles:** Devan Stringer 4-6-10; Eric Boggs 4-5-9; Latrell Gibbs 6-1-7; Kennan Gilchrist 4-3-7; D.J. Ward 3-2-5; Doug Middleton 2-3-5; Ronald Blair 3-1-4; Teh'Ron Fuller 3-0-3; Tae Hayes 2-1-3; Caleb Fuller 1-2-3; Nate Norwood 0-3-3; A.J. Howard 1-1-2; Alex Gray 1-0-1 Austin Exford 1-0-1; Osvaldo Sombo 0-1-1; Stephen Burns 0-1-1; Tyson Fernandez 0-1-1; Terrence Upshaw 0-1-1; Anthony Flory 0-1-1; Mondo Williams 0-1-1. **Forced Fumbles:** Ronald Blair; Teh'Ron Fuller. **Fumble Recoveries:** Ronald Blair. **Tackles for Loss:** Eric Boggs 1.0-5; Kennan Gilchrist 1.0-5; Osvaldo Sombo 0.5-0; Tae Hayes 1.0-7; D.J. Ward 0.5-1; Osvaldo Sombo 0.5-0 **Sacks:** Eric Boggs, Kennan Gilchrist. **PBUs:** Latrell Gibbs 3; Doug Middleton 1; Tae Hayes; Stephen Burns 1; Jordan Ford 1.



# 2016 CAMELLIA BOWL CHAMPIONS

## 10-3 OVERALL • 7-1 SUN BELT

RAYCOM  
Media

CAMELLIA  
BOWL



2016 BOWL CHAMPIONS

### ROSTER

No.	Name	Pos.	Class	No.	Name	Pos.	Class
18	Brad Absher	WR	Fr.	39	Miller Kirkpatrick	LB	Fr.
15	Mock Adams	WR	Fr.	11	Taylor Lamb	QB	Jr.
64	Jake Appling	OL	Fr.	88	John Law	ILB	Sr.
4	Jaylan Barbour	WR	So.	82	Zy Letman	WR	Fr.
68	Brody Barrett	DL	Fr.	11	Jeremy Level	DB	Fr.
45	Eric Boggs	LB	So.	2	Ike Lewis	WB	Jr.
85	Barrett Burns	TE	Sr.	76	Madison Malone	OL	So.
16	Jaquil Capel	WR	Sr.	97	Matthew McClurg	OL	So.
10	J.P. Caruso	QB	So.	89	Mitchell McClurg	TE	Fr.
46	Bill Cecil	TE	Jr.	93	Elias McMurry	LS	So.
26	K.J. Chamberlain	DB	Fr.	6	Shaedon Meadors	WR	Jr.
75	Parker Collins	OL	Sr.	43	Ryan Miller	ILB	Fr.
66	Jamie Collmar	OL/DL	Sr.	25	Jalin Moore	RB	So.
53	Noel Cook	OLB	Fr.	61	Aidan Nesvisky	OL	Fr.
14	Marcus Cox	RB	Sr.	58	Ryan Neuzil	OL	Fr.
91	Bentlee Critcher	P/PK	Sr.	40	Nate Norwood	DL	Sr.
24	Akeem Davis	OLB	Fr.	50	Beau Nunn	OL	Jr.
55	Edward Davis	ILB	Fr.	80	Hunter Nunn	TE	Sr.
21	Aris Duffey	DB	Fr.	20	Cameron Pack	OLB	Fr.
86	Levi Duffield	TE	Jr.	95	Devin Papenheim	DL	Fr.
9	Jake Easter	QB	Fr.	12	Brandon Pinckney	DB	Jr.
52	Tobias Edge-Campbell	OL	So.	20	A'Darius Purifoy	DB	Fr.
19	Darrynton Evans	ATH	Fr.	87	Collin Reed	TE	Fr.
9	Austin Exford	DB	So.	48	Dezmin Reed	DL	Sr.
59	Jordan Fehr	OLB	Fr.	63	Ivan Reyes	OL	Fr.
72	Tyson Fernandez	DL	Sr.	84	Crisjohn Roscoe	WR	Fr.
98	Josh Filbey	OL	Fr.	41	Michael Rubino	PK	Fr.
17	Curtis Fitch	QB	So.	42	Tee Sims	DL	Sr.
44	Anthony Flory	ILB	Fr.	54	Darian Small	DL	Sr.
12	Jordan Ford	DB	Jr.	36	Kaiden Smith	DB	Fr.
34	Desmond Franklin	DB	Fr.	2	Zeb Speir	QB	Fr.
51	Caleb Fuller	DL	So.	91	Caleb Spurlin	DL	Fr.
37	Teh'Ron Fuller	ILB	Fr.	57	Chandler Staton	K	Fr.
16	Treyon Garnett	DB	So.	92	Myquon Stout	DL	So.
5	Latrell Gibbs	DB	So.	28	Devan Stringer	OLB	Jr.
6	Kennan Gilchrist	DB	Jr.	77	Alex Taylor	OL	Fr.
47	Okon Godwin	OLB	Fr.	7	Josh Thomas	DB	So.
83	Mykel Golden	WR	Sr.	35	Toronto Thomas	ILB	Sr.
70	Colby Gossett	OL	Jr.	12	Zac Thomas	QB	Fr.
3	Alex Gray	DB	Sr.	31	Rashaad Townes	ILB	Jr.
78	Chandler Greer	OL	So.	30	George Vinson	TE	Jr.
79	Will Hardin	OL	Fr.	81	Jalen Virgil	WR	Fr.
17	Tae Hayes	DB	So.	88	T.J. Watkins	WR	Fr.
3	Deltron Hopkins	WR	WR	55	Matt Williams	OL	Fr.
10	A.J. Howard	DB	Jr.	4	Mondo Williams	DB	Sr.
7	Jacob Huesman	QB	Fr.	27	Marcus Williams Jr.	RB	Fr.
99	John "Baer" Hunter	DL	Fr.	90	Chris Willis	DL	Sr.
18	Shemar Jean-Charles	DB	Fr.	60	Logan Wright	OL	Fr.
74	Victor Johnson	OL	Fr.				
13	Dante Jones	WR	Jr.				

### RESULTS

<b>Sept. 1</b>	<b>No. 9 Tennessee</b>	<b>L, 20-13</b>
<i>Vols need overtime touchdown to fend off Mountaineers in Knoxville</i>		
<b>Sept. 10</b>	<b>Old Dominion</b>	<b>W, 31-7</b>
<i>Mountaineers dominate on both sides of the ball in home opener.</i>		
<b>Sept. 17</b>	<b>Miami</b>	<b>L, 45-10</b>
<i>Hurricanes' hot start dooms App State in first-ever home game against Power 5 program.</i>		
<b>Sept. 24</b>	<b>at Akron</b>	<b>W, 45-38</b>
<i>Jalin Moore rumbles for career-high 257 yards in high-scoring road win against the Zips.</i>		
<b>Oct. 1</b>	<b>Georgia State*</b>	<b>W, 17-3</b>
<i>Four interceptions and a stout defensive effort leads to 14-point triumph in Sun Belt opener.</i>		
<b>Oct. 12</b>	<b>Louisiana*</b>	<b>W, 24-0</b>
<i>App's strong first-half start leads to first home shutout for the Ragin' Cajuns since 2002.</i>		
<b>Oct. 22</b>	<b>Idaho*</b>	<b>W, 37-19</b>
<i>Freshman Clifton Duck has a coming out party with two picks and a touchdown to help App start 3-0 in conference action.</i>		
<b>Oct. 27</b>	<b>at Georgia Southern*</b>	<b>W, 34-10</b>
<i>The Black and Gold becomes bowl eligible for second straight season after routing archival in Statesboro.</i>		
<b>Nov. 5</b>	<b>Texas State*</b>	<b>W, 35-10</b>
<i>Taylor Lamb ties a career-high four touchdowns as Apps score at least 34 points in third straight game.</i>		
<b>Nov. 12</b>	<b>at Troy*</b>	<b>L, 28-24</b>
<i>Trojans score last-minute touchdown in battle of unbeatens.</i>		
<b>Nov. 19</b>	<b>UL Monroe*</b>	<b>W, 42-17</b>
<i>Marcus Cox sets career rushing record with 153 yards on the ground and three touchdowns.</i>		
<b>Nov. 26</b>	<b>at New Mexico State</b>	<b>W, 37-7</b>
<i>App State captures first Sun Belt Conference title after an impressive effort on the road.</i>		
<b>Dec. 17</b>	<b>vs. Toledo^</b>	<b>W, 31-28</b>
<i>App State wins thrilling Camellia Bowl for second-straight season thanks to Michael Rubino's field goal with 5:14 remaining.</i>		





DEC. 17, 2016 • CRAMTON BOWL • MONTGOMERY, ALA.

APP STATE  
TOLEDO

31  
28

SCORING SUMMARY	1	2	3	4	F
MOUNTAINEERS	7	7	14	3	31
ROCKETS	7	7	14	0	28

ATTENDANCE: 20,500



App State 7 • TOLEDO 0  
8:31 TO GO • FIRST QUARTER

App State forced a three-and-out to open the Camellia Bowl, then took its opening drive and marched 72 yards for a touchdown. Sun Belt Offensive Player of the Year Jalin Moore's 11-yard run on the first play got the Mountaineers going, and Zy Letman drew a pass interference penalty on third down to prolong a drive. App State scored when Deltron Hopkins took a forward flip from Taylor Lamb and raced 16 yards around right end.

App State 14 • TOLEDO 7  
6:03 TO GO • SECOND QUARTER

Toledo quickly answered App State's first touchdown, as junior quarterback Logan Woodside connected with Corey Jones for 58 yards on the first play of the next drive, setting up a 15-yard touchdown reception by tight end Michael Roberts.

Marcus Cox eclipsed 5,000 career rushing yards on a 20-yard carry to close out the first quarter, and his 52nd career touchdown came on a 13-yard sprint around left end to give App State a 14-7 lead with just over six minutes left to play until halftime.



App State 21 • TOLEDO 14  
8:04 TO GO • THIRD QUARTER

Toledo's Woodside found Cody Thompson for 25 yards on a corner route that set up a 26-yard touchdown run by Kareem Hunt to knot the score at 14-14 a few minutes before halftime.

App State, which ran twice as many plays as the Rockets in the opening half and outgained them 242-172, moved ahead 21-14 when Lamb capped a nine-play, 69-yard drive by racing into the end zone from 13 yards out on a fourth-and-1 play. It was part of a 126-yard rushing performance on nine carries from Lamb, who gave App State two 100-yard rushers.



APP STATE 28 • TOLEDO 21  
2:16 TO GO • THIRD QUARTER

Toledo's Woodside hit Thompson for a 4-yard touchdown to tie the game at 21-21 late in the third quarter, but true freshman Darrynton Evans returned the ensuing kickoff 94 yards for a touchdown.

It was the first college touchdown for the 2016 graduate of New Smyrna Beach High School in Florida. He was App State's primary kickoff returner, but he also spent time at running back and wide receiver for the Mountaineers.



App State 31 • TOLEDO 28  
5:14 TO GO • FOURTH QUARTER

Woodside found Thompson again on the next drive for 58 yards to set up Hunt's 1-yard TD leap in the last minute of the third quarter, creating the fourth and final tie at 28-28.

App State's Michael Rubino connected on a 39-yard field goal with 5:14 remaining, and Toledo moved inside the App 10 with less than two minutes left. Senior linebacker John Law and Montgomery native Josh Thomas made a stop for no gain on a third-and-2 play from the 8 to force a field-goal attempt, and Jameson Vest pushed the 30-yarder wide right after Toledo took a delay-of-game penalty.

Cox was 2 yards shy of posting his fourth straight 1,000-yard season when he sealed the outcome with a 10-yard gain on the first play of the final series.



App State 31 • TOLEDO 28  
FINAL



SCORING SUMMARY

FIRST QUARTER

8:31 APP Deltron Hopkins 16-yd pass from Taylor Lamb (Michael Rubino kick)  
6:59 TOLEDO Michael Roberts 15-yd pass from Logan Woodside (Jameson Vest kick)

SECOND QUARTER

6:03 APP Marcus Cox 13-yd run (Michael Rubino kick)  
2:45 TOLEDO Kareem Hunt 26-yd run (Jameson Vest kick)

THIRD QUARTER

8:04 APP Taylor Lamb 13-yd run (Michael Rubino kick)  
2:30 TOLEDO Cody Thompson 4-yd pass from Logan Woodside (Jameson Vest kick)  
2:16 APP Darrynton Evans 94-yd kickoff return (Michael Rubino kick)  
0:43 TOLEDO Kareem Hunt 1-yd run (Jameson Vest kick)

FOURTH QUARTER

5:14 APP Michael Rubino 39-yd field goal

TEAM STATISTICS

	Toledo	App State St.
First Downs	14	25
Rushes—Net Yards	28-127	49-297
Passing Yards	247	119
Passes (Comp-Att-Int)	18-26-0	14-33-0
Total Offense	374	416
Fumbles—Lost	0-0	0-0
Penalties—Yards	7-62	2-21
Punts—Avg	7-43	6-36.5
Punt Returns-Yards	1-25	0-0
Kickoff Returns-Yards	2-52	3-124
Interception Returns-Yards	0-0	0-0
Fumble Returns-Yards	0-0	0-0
Third-Down Efficiency	4 of 12	8 of 19
Fourth-Down Efficiency	0 of 0	1 of 2
Possession Time	24:16	35:44

INDIVIDUAL STATISTICS

**RUSHING — TOLEDO:** Hunt 22-120; Jones-Moore 3-8; Woodside 3(-1). **APP:** Marcus Cox 22-143; Taylor Lamb 9-126; Jalin Moore 16-35; Ike Lewis 1(-4); TEAM 1(-3)

**PASSING — TOLEDO:** Woodside 18-26-0, 247 yds, 2 TD.  
**APP:** Taylor Lamb 14-32-0, 119 yds, 1 TD

**RECEIVING — TOLEDO:** Jones 6-72; Thompson 5-99; Hunt 2-26; Johnson 2-22; Roberts 2-19; Swanson 1-9. **APP:** Ike Lewis 2-24; Deltron Hopkins 2-19; Barrett Burns 2-19; Shaedon Meadors 2-18; Marcus Cox 2-10; Dante Jones 2-9; Zy Letman 1-11; Jaquill Capel 1-9

**APP DEFENSIVE STATS — Tackles:** John Law 6-5-11; Kennan Gilchrist 4-5-9; Eric Boggs 2-4-6; Alex Gray 3-1-4; Clifton Duck 2-1-3; Josh Thomas 1-2-3; Nate Norwood 1-2-3; A.J. Howard 1-1-2; Caleb Fuller 1-1-2; Devan Stringer 1-1-2; Tee Sims 1-1-2; Mondo Williams 1-1-2; Dezmin Reed 1-0-1; Austin Exford 1-0-1; Myquon Stout 0-1-1; Darrynton Evans 1-0-1; Akeem Davis 0-1-1. **Tackles for Loss:** John Law 1.0-1; Caleb Fuller 1.0-2; Tee Sims 1.0-7; Dezmin Reed 1.0-1; Myquon Stout 1.0-1. **Sacks:** Tee Sims, Myquon Stout.

*"It was a great college football game. When it comes down to the end like that, it takes the small things to win."*

— App State head coach Scott Satterfield





# 2017 DOLLAR GENERAL BOWL CHAMPIONS



2017 BOWL CHAMPIONS

## 9-4 OVERALL • 7-1 SUN BELT

### ROSTER

No.	Name	Pos.	Ht.	Wt.	Class	No.	Name	Pos.	Ht.	Wt.	Class
2	Ike Lewis	WR	5-10	180	Sr.	47	Okon Godwin	DL	6-2	250	Jr.
2	Zeb Speir	QB	6-2	204	So.	48	Demetrius Taylor	LB	6-1	240	Fr.
4	Clifton Duck	DB	5-10	175	So.	50	Beau Nunn	OL	6-4	300	Sr.
5	Thomas Hennigan	WR	6-2	210	Fr.	51	Caleb Fuller	DL	6-0	241	Sr.
6	Desmond Franklin	DB	6-2	200	So.	52	Tobias Edge-Campbell	OL	6-2	295	Jr.
7	Jacob Huesman	QB	6-3	206	RFr.	52	D'Marco Jackson	LB	6-1	205	Fr.
7	Josh Thomas	DB	6-0	209	Jr.	53	Noel Cook	OLB	6-0	213	So.
8	Shemar Jean-Charles	DB	5-11	188	RFr.	54	Jermaine McDaniel Jr.	OLB	6-3	235	Fr.
9	Austin Exford	DB	6-2	200	Jr.	55	Matt Williams	OL	6-6	280	RFr.
9	Jake Easter	WR	6-2	190	So.	56	Nate Haskins	OL	6-5	280	RFr.
10	A.J. Howard	DB	5-11	200	Sr.	57	Elijah Diarrassouba	DL	6-0	250	RFr.
10	Tanner Wilson	QB	6-2	218	Fr.	58	Ryan Neuzil	OL	6-3	280	RFr.
11	Taylor Lamb	QB	6-2	200	Sr.	59	Jordan Fehr	ILB	6-2	220	SO.
11	Jeremy Level	DB	6-2	195	RFr.	60	Noah Hannon	OL	6-2	265	Fr.
12	Brandon Pinckney	DB	6-0	190	Sr.	61	Aidan Nesvisky	OL	6-4	260	RFr.
12	Zac Thomas	QB	6-2	205	RFr.	63	Ivan Reyes	OL	6-1	290	RFr.
13	Peyton Derrick	QB	6-2	185	Fr.	64	Jake Appling	OL	6-3	295	Fr.
13	Dante Jones	WR	5-11	185	Sr.	65	Gage Blackston	OL	6-4	285	Fr.
14	Malik Williams	WR	5-11	180	Fr.	67	Logan Wright	OL	6-4	305	RFr.
15	Mock Adams	WR	6-4	205	So.	68	Brody Barrett	DL	6-3	290	So.
16	De'Vonta Smith	RB	5-11	185	Fr.	69	Joe Hartung	OL	6-4	262	Fr.
17	Curtis Fitch	QB	6-0	195	Jr.	70	Colby Gossett	OL	6-6	320	Sr.
17	Tae Hayes	DB	5-11	185	Jr.	73	Cole Garrison	OL	6-4	280	RFr.
18	Brad Absher	WR	5-10	177	Jr.	74	Brock Macaulay	OL	6-6	290	Sr.
19	Daetrich Harrington	RB	6-0	195	Fr.	75	Victor Johnson	OL	6-5	290	So.
19	John Jennings	WR	6-3	190	Fr.	76	Madison Malone	OL	6-5	280	Jr.
20	Blythe Hall	LB	6-2	205	So.	78	Chandler Greer	OL	6-5	280	Jr.
20	A'Darius Purifoy	WR	6-0	195	RFr.	79	Will Hardin	OL	6-2	295	So.
21	Terrence Upshaw	RB	5-10	210	Sr.	80	Corey Sutton	WR	6-3	200	RSO.
22	Brock Gusler	WR	5-9	175	Fr.	81	Jalen Virgil	WR	6-2	210	RFr.
22	D'Andre Hicks	DB	5-10	175	Fr.	82	Zy Letman	WR	6-3	207	Sr.
24	Akeem Davis-Gaither	OLB	6-2	210	So.	83	Jake Henry	WR	5-11	175	Fr.
25	Jalin Moore	RB	5-11	205	Jr.	84	Crisjohn Roscoe	WR	6-2	213	RFr.
26	Marcus Williams Jr.	RB	5-10	200	RFr.	85	Zeke Brandle	TE	6-5	255	Fr.
27	DeMarcus Harper	RB	5-11	190	Fr.	86	Levi Duffield	TE	6-2	235	Sr.
28	Devan Stringer	OLB	5-11	208	Sr.	87	Collin Reed	TE	6-3	240	So.
29	Devonte Harrison	OLB	6-1	195	RFr.	88	Cameron Pack	DL	6-3	210	RFr.
30	Michael Queen	WR	6-1	204	Fr.	88	T.J. Watkins	WR	6-1	190	Sr.
31	Rashaad Townes	OLB	6-2	230	Sr.	90	Chris Willis	DL	6-2	252	RFr.
33	Edward Davis	ILB	6-0	230	So.	91	Chandler Staton	K	5-11	185	RFr.
34	Shaun Jolly	DB	5-10	170	Fr.	91	Tommy Dawkins	DL	6-1	220	RFr.
35	Steven Jones	DB	5-10	180	Fr.	92	Myquon Stout	DL	6-1	286	Jr.
36	Kaiden Smith	DB	6-1	198	RFr.	93	Elias McMurry	LS	6-1	232	Jr.
39	Xavier Subotsch	P	6-2	200	Fr.	94	Rylee Critcher	P	6-0	205	RFr.
40	Tim Frizzell	LB	6-2	223	Fr.	94	Josh Houser	DL	6-2	260	So.
41	Michael Rubino	PK	6-3	210	So.	95	Devin Papenheim	TE	6-6	262	So.
42	Tee Sims	DL	6-3	265	Sr.	96	Markell Clark	DL	6-2	264	Fr.
43	Clayton Howell	P	6-0	185	Fr.	97	Caleb Spurlin	DL	5-10	246	RFr.
44	Anthony Flory	ILB	6-2	235	Jr.	98	E.J. Scott	DL	6-2	280	So.
45	Eric Boggs	ILB	6-3	235	Sr.	99	Baer Hunter	DL	6-3	280	RFr.
46	Bill Cecil	TE	6-0	225	Sr.						

### RESULTS

<b>Sept. 2</b>	<b>at No. 15 Georgia</b>	<b>L, 31-10</b>
<i>INTs by Desmond Franklin and Jordan Fehr set up App State's two scores against the eventual FBS runner-up.</i>		
<b>Sept. 9</b>	<b>Savannah State</b>	<b>W, 54-7</b>
<i>Taylor Lamb tied App State's single-game record by throwing five touchdown passes.</i>		
<b>Sept. 16</b>	<b>at Texas State*</b>	<b>W, 20-13</b>
<i>Senior safety A.J. Howard made a tackle at the 1-yard line on the final play of App State's Sun Belt opener.</i>		
<b>Sept. 23</b>	<b>Wake Forest</b>	<b>L, 20-19</b>
<i>Wake Forest blocked a 39-yard field goal attempt with five seconds left and a record 35,126 fans in attendance.</i>		
<b>Oct. 7</b>	<b>New Mexico State*</b>	<b>W, 45-31</b>
<i>App State's defense set a school record with six INTs, and Jalin Moore rushed for 241 yards in the comeback win.</i>		
<b>Oct. 14</b>	<b>at Idaho*</b>	<b>W, 23-20</b>
<i>The Mountaineers trailed 20-0 in the third quarter, but Michael Rubino made a go-ahead FG with 7:24 left.</i>		
<b>Oct. 21</b>	<b>Coastal Carolina*</b>	<b>W, 37-29</b>
<i>Taylor Lamb became the school's leader in career TD passes and threw for 427 yards in the comeback victory.</i>		
<b>Oct. 28</b>	<b>at UMass</b>	<b>L, 30-27 (2OT)</b>
<i>UMass' Logan Laurent forced OT by hitting a 45-yard field goal and hit a 36-yard field goal in the second OT.</i>		
<b>Nov. 4</b>	<b>at ULM*</b>	<b>L, 52-45</b>
<i>Taylor Lamb's third TD pass to Ike Lewis tied the game in the last minute, but ULM got a 50-yard TD pass with 23 seconds left to hand App State its only Sun Belt loss.</i>		
<b>Nov. 9</b>	<b>Georgia Southern*</b>	<b>W, 27-6</b>
<i>Taylor Lamb threw two touchdown passes, and App State's defense held Georgia Southern to 191 yards.</i>		
<b>Nov. 25</b>	<b>at Georgia State*</b>	<b>W, 31-10</b>
<i>Jalin Moore accounted for 239 of App State's 323 rushing yards and A.J. Howard had a 61-yard interception return.</i>		
<b>Dec. 2</b>	<b>Louisiana*</b>	<b>W, 63-14</b>
<i>Thomas Hennigan tied a school record by catching four touchdown passes as App State clinched a Sun Belt title.</i>		
<b>Dec. 23</b>	<b>vs. Toledo^</b>	<b>W, 34-0</b>
<i>App State improves to 3-0 in bowl games and earns a bowl win against Toledo for the second straight year with a shutout of the high-scoring Rockets.</i>		



DEC. 23, 2017 • LADD-PEEBLES STADIUM • MOBILE, ALA.

APP STATE 34  
TOLEDO 0

SCORING SUMMARY	1	2	3	4	F
MOUNTAINEERS	7	13	7	7	—
ROCKETS	0	0	0	0	—
ATTENDANCE: 28,706					



APP STATE 7 • TOLEDO 0  
4:06 TO GO • FIRST QUARTER

With five minutes left in the opening quarter, Toledo began its second drive at its own 38, and App State linebacker Anthony Flory intercepted Logan Woodside's pass near midfield before returning the ball 19 yards to the Rockets' 36.

Jalin Moore covered all 36 yards with four rushes, using back-to-back gains of 15 and 10 to set up a 7-yard touchdown that started a one-sided rematch.

APPALACHIAN STATE UNIVERSITY VS. THE UNIVERSITY OF TOLEDO

**DOLLAR GENERAL BOWL**  
MOBILE, ALABAMA

DECEMBER 23, 2017  
LADD-PEEBLES STADIUM  
MOBILE, ALABAMA

FBA

APP STATE 14 • TOLEDO 0  
13:51 TO GO • SECOND QUARTER

App State forced a three-and-out after its initial touchdown and responded with an eight-play, 64-yard march.

True freshman Daetrich Harrington's 16-yard run moved the Mountaineers into Toledo territory, and senior quarterback Taylor Lamb's 23-yard connection with Ike Lewis set up a first down from the 13. Runs of 6 and 7 yards by Moore pushed App State into the end zone once again.



SCORING SUMMARY

FIRST QUARTER		
4:06	APP	Jalin Moore 7-yd run (Chandler Staton kick)
SECOND QUARTER		
13:51	APP	Jalin Moore 7-yd run (Chandler Staton kick)
8:09	APP	Chandler Staton 29-yd field goal
5:52	APP	Chandler Staton 23-yd field goal
THIRD QUARTER		
8:14	APP	Jalin Moore 31-yd run (Chandler Staton kick)
FOURTH QUARTER		
14:54	APP	Malik Williams 3-yd run (Chandler Staton kick)



APP STATE 20 • TOLEDO 0  
HALFTIME

Another three-and-out helped by a quarterback hurry from Flory allowed App State to start its next possession at its 38, and a 35-yard run by Harrington moved the ball from near midfield to Toledo's 20.

Chandler Staton converted a 29-yard field goal, and the Mountaineers quickly regained possession thanks to Kaiden Smith's forced fumble on a kickoff return.

Austin Exford recovered the ball at Toledo's 14, and Staton added a 23-yard field goal with 5:52 left in the half.

TEAM STATISTICS


	App State St.	Toledo
First Downs	23	8
Rushes—Net Yards	53-327	21-22
Passing Yards	131	124
Passes (Comp-Att-Int)	8-17-0	16-29-3
Total Offense	458	146
Fumbles—Lost	1-0	2-1
Penalties—Yards	4-25	5-35
Punts—Avg	3-41.0	8-42.5
Punt Returns-Yards	1-(-1)	2-5
Kickoff Returns-Yards	1-23	3-24
Interception Returns-Yards	3-54	0-0
Fumble Returns-Yards	0-0	0-0
Third-Down Efficiency	3 of 13	2 of 12
Fourth-Down Efficiency	1 of 3	1 of 1
Possession Time	35:50	24:10

INDIVIDUAL STATISTICS

**RUSHING — APP:** Jalin Moore 22-125; Daetrich Harrington 9-72; Marcus Williams Jr. 9-68; Taylor Lamb 8-45; Ike Lewis 1-10; DeMarcus Harper 3-4; Malik Williams 1-3. **TOLEDO:** Swanson 11-44; Thompkins 2-11; Seymour 3-(-2); Woodside 5-(-31)

**PASSING — APP:** Taylor Lamb 8-16-0, 119 yds; Malik Williams 0-1-0, 0 yds. **TOLEDO:** Woodside 16-29-3, 124 yds

**RECEIVING — APP:** Ike Lewis 4-67; Thomas Hennigan 1-29; Daetrich Harrington 1-15; Jalen Virgil 1-13; Collin Reed 1-7. **TOLEDO:** Swanson 3-26; Seymour 3-14; Fisher 2-29; Johnson 2-21; Thompkins 2-13; Phillips 2-(-1); Johnson 1-14; McKinley-Lewis 1-8



APP STATE 27 • TOLEDO 0  
8:14 TO GO • THIRD QUARTER

Toledo, trailing by 20, threatened to get back into the game by driving to the App State 37 on the first series of the second half.

Desmond Franklin's interception of a deep throw near the end zone, followed by his 35-yard return, ended the Rockets' best scoring chance. Seven plays later, Moore raced into the end zone from 31 yards out to post his third touchdown and clinch the Dollar General Bowl MVP award.



APP STATE 34 • TOLEDO 0  
14:54 TO GO • FOURTH QUARTER

After Moore's third touchdown, the Mountaineers' defense put up two more three-and-outs, with Caleb Fuller and Eric Boggs combining on a sack that cause the Rockets to punt from their own 13. Freshman receiver Malik Williams opened the final period by scoring on a 3-yard run in which he had the option to pass to Lamb, who was covered.

Capped by Clifton Duck's sixth pick of the year, App State's defense forced Woodside into the first three-interception game of his career while recording four sacks and limiting Toledo to 146 total yards — 364 below its season average.

The Mountaineers notched their second postseason shutout in the modern era while joining Clemson and Alabama as the only FBS programs with a bowl shutout since 2010.



App State 34 • TOLEDO 0  
FINAL

**APP DEFENSIVE STATS — Tackles:** Anthony Flory 4-4-8, Tae Hayes 2-3-5, Eric Boggs 0-5-5, Devan Stringer 2-2-4, Noel Cook 2-2-4, Caleb Fuller 2-2-4, Desmond Franklin 1-3-4, Akeem Davis-Gaither 1-3-4, A.J. Howard 2-1-3, Myquon Stout 1-2-3, Austin Exford 1-2-3, Clifton Duck 1-1-2, Okon Godwin 1-0-1, Kaiden Smith 1-0-1, Brad Absher 0-1-1, Edward Davis 0-1-1, Markell Clark 0-1-1, Tim Frizzell 0-1-1. **Tackles for Loss:** Caleb Fuller 3-0-12, Okon Godwin 1-0-11, Devan Stringer 1-0-10, A.J. Howard 1-0-1, Eric Boggs 0-5-4, Markell Clark 0-5-1. **Sacks:** Caleb Fuller 1-5-9, Devan Stringer 1-0-10, Okon Godwin 1-0-11, Eric Boggs 0-5-4. **Interceptions:** Anthony Flory 1-19, Desmond Franklin 1-35, Clifton Duck 1-0. **Forced fumbles:** Kaiden Smith. **Fumble recoveries:** Austin Exford

*"These guys have put in the work. I'm just glad that they've been able to reap the benefits, particularly our seniors."*

— App State head coach Scott Satterfield





# 2018 NEW ORLEANS BOWL CHAMPIONS



2018 BOWL CHAMPIONS

## 11-2 OVERALL • 7-1 SUN BELT (TITLE GAME CHAMP)

### ROSTER

No.	Name	Pos.	Ht.	Wt.	Class	No.	Name	Pos.	Ht.	Wt.	Class
2	Zeb Speir	QB	6-2	203	Sr.	43	Hansky Paillant	DL	6-2	224	Fr.
2	Corey Sutton	WR	6-3	205	So.	44	Anthony Flory	LB	6-1	232	Sr.
3	Darrynton Evans	RB	5-11	191	So.	45	Trey Cobb	LB	6-2	220	Fr.
4	Clifton Duck	DB	5-10	170	Jr.	46	Chris Washington	DL	5-11	277	Fr.
4	Dominique Heath	WR	5-9	166	Sr.	47	Okon Godwin	DL	6-1	250	Sr.
5	Thomas Hennigan	WR	6-1	206	So.	48	Demetrius Taylor	DL	6-1	260	So.
6	Desmond Franklin	DB	6-0	200	Jr.	49	Blythe Hall	LB	6-2	200	So.
6	Cameron Peoples	RB	6-2	202	Fr.	50	Keaton Forbes	LB	6-0	215	Fr.
7	Jacob Huesman	QB	6-3	203	So.	51	Tyler Bird	LB	6-2	218	Fr.
7	Josh Thomas	DB	6-0	206	Jr.	51	Baer Hunter	OL	6-2	286	So.
8	Shemar Jean-Charles	DB	5-11	181	So.	52	Tobias Edge-Campbell	OL	6-2	272	Sr.
9	Austin Exford	DB	6-0	200	Sr.	52	D'Marco Jackson	LB	6-1	220	R-Fr.
9	Jackson Gibbs	QB	6-1	193	R-Fr.	53	Max Durschlag	LS	5-11	197	Fr.
10	Tim Frizzell	LB	6-1	223	So.	55	Matt Williams	OL	6-5	286	So.
10	Tanner Wilson	QB	6-2	225	R-Fr.	56	Nate Haskins	OL	6-4	280	So.
11	Jeremy Level	DB	6-1	207	So.	57	Elijah Diarrassouba	DL	6-1	250	So.
11	Jalen Virgil	WR	6-1	206	So.	58	Ryan Neuzil	OL	6-3	280	So.
12	Steven Jones	DB	5-10	180	R-Fr.	59	Jordan Fehr	LB	6-3	226	Jr.
12	Zac Thomas	QB	6-1	200	So.	60	Noah Hannon	OL	6-1	270	So.
13	Peyton Derrick	QB	6-2	182	R-Fr.	62	Weston Gillespie	OL	6-4	287	So.
13	Kaiden Smith	DB	6-1	196	So.	63	Ivan Reyes	OL	6-1	292	So.
14	Malik Williams	WR	5-10	183	So.	64	Will Hardin	OL	6-2	291	So.
15	Mock Adams	WR	6-4	205	Jr.	65	Gage Blackston	OL	6-4	283	R-Fr.
16	Shaun Jolly	DB	5-9	171	R-Fr.	66	Will Israel	DL	6-2	215	R-Fr.
17	Tae Hayes	DB	5-11	183	Sr.	67	Logan Wright	OL	6-4	305	So.
17	Trey McCollum	WR	5-10	206	So.	68	Brody Barrett	DL	6-3	298	Jr.
18	Brad Absher	WR	5-10	178	Sr.	70	Cooper Hodges	OL	6-4	301	Fr.
19	Daetrich Harrington	RB	6-0	184	So.	73	Cole Garrison	OL	6-4	283	So.
19	Mike Price	DB	5-10	188	Fr.	74	Anderson Hardy	OL	6-6	261	Fr.
20	Noel Cook	LB	6-0	212	Jr.	75	Victor Johnson	OL	6-5	296	Jr.
20	A'Darius Purifoy	WR	6-0	188	So.	77	Josh Headlee	OL	6-4	287	Fr.
21	Ryan Huff	DB	6-1	200	R-Fr.	78	Chandler Greer	OL	6-4	288	Sr.
21	Dysaun Razzak	WR	5-7	152	Fr.	79	Luke Burnette	OL	6-5	268	Fr.
22	Jace Frisbee	LB	6-2	206	R-Fr.	80	AJ Hall	WR	6-1	200	Fr.
22	D'Andre Hicks	RB	5-10	178	R-Fr.	81	Braden Collins	WR	6-2	197	Fr.
24	Akeem Davis-Gaither	LB	6-2	208	Jr.	82	Richard Tucker	WR	6-0	180	Fr.
25	Kaleb Dawson	DB	5-11	184	Fr.	83	Jake Henry	WR	5-11	180	R-Fr.
25	Jalin Moore	RB	5-11	207	Sr.	84	Mike Evans	TE	6-3	239	Jr.
26	Matthew McQuinn	LB	6-0	202	R-Fr.	84	Joe Hartung	TE	6-3	256	R-Fr.
26	Marcus Williams Jr.	RB	5-10	200	So.	85	Michael Queen	WR	6-1	200	So.
27	A.J. Beach	DB	5-9	166	Jr.	86	Trey Ross	TE	6-3	223	Fr.
27	DeMarcus Harper	RB	5-11	190	So.	87	Collin Reed	TE	6-4	248	Jr.
28	Jay Person	LB	6-2	221	Fr.	88	Cameron Pack	DL	6-4	240	So.
29	John Gliarmis	K	5-8	150	Fr.	88	Henry Pearson	TE	6-3	243	Fr.
30	Zareon Hayes	LB	6-1	242	Fr.	89	Devin Papenheim	TE	6-6	254	Jr.
30	Clayton Howell	P	6-0	183	R-Fr.	89	Dorian Pickett	DL	6-2	220	Fr.
31	Nick Hampton	LB	6-3	202	Fr.	90	Chris Willis	DL	6-2	245	So.
33	Jordan Mitchell	LB	6-0	203	Fr.	91	Tommy Dawkins	DL	6-2	227	So.
34	Nakendrick Clark	RB	5-9	193	Jr.	91	Chandler Staton	K	5-11	184	So.
35	Miller Gibbs	TE	6-4	219	Fr.	92	MyQuon Stout	DL	6-1	280	Sr.
36	Brock Mattison	DL	6-1	217	Fr.	93	Elias McMurry	LS	6-0	237	Sr.
37	Tanner Ellenberger	LB	6-3	223	R-Fr.	94	Josh Houser	DL	6-1	283	Jr.
39	Zion Madden	DB	5-10	157	Fr.	95	George Blackstock	DL	6-1	258	R-Fr.
39	Xavier Subotsch	P	6-1	193	So.	96	Markell Clark	DL	6-0	264	So.
40	Logan Dublin	LB	6-0	216	Fr.	97	Caleb Spurlin	DL	5-10	255	So.
41	Michael Rubino	K	6-3	215	Jr.	98	E.J. Scott	DL	6-3	270	Jr.
42	Harrison Taylor	DL	6-4	234	Fr.	99	Jordon Earle	DL	6-2	305	Fr.

### RESULTS

<b>Sept. 1</b>	<b>at No. 9 Penn State</b>	<b>L, 45-38 (OT)</b>
<i>App State posted three straight TDs, moving ahead 38-31 with 1:47 left, but Penn State scored in overtime.</i>		
<b>Sept. 8</b>	<b>at Charlotte</b>	<b>W, 45-9</b>
<i>Zac Thomas went 14 of 14 for 295 yards and three touchdowns through the air and rushed for a TD.</i>		
<b>Sept. 22</b>	<b>Gardner-Webb</b>	<b>W, 72-7</b>
<i>App State scored twice on special teams during a 52-point first half and put up 692 total yards of offense.</i>		
<b>Sept. 29</b>	<b>South Alabama*</b>	<b>W, 52-7</b>
<i>App State took a 42-7 lead into halftime of its Sun Belt opener, with Jalin Moore rushing for two TDs.</i>		
<b>Oct. 9</b>	<b>at Arkansas State*</b>	<b>W, 35-9</b>
<i>Darrynton Evans rushed for 115 yards in relief of an injured Jalin Moore and App State amassed three INTs.</i>		
<b>Oct. 20</b>	<b>Louisiana*</b>	<b>W, 27-17</b>
<i>Darrynton Evans rushed for 183 yards and scored two TDs, including a tiebreaking one on a 20-yard reception.</i>		
<b>Oct. 25</b>	<b>at Georgia Southern*</b>	<b>L, 34-14</b>
<i>Ranked No. 25, App State lost QB Zac Thomas to an injury three plays into the Thursday night game.</i>		
<b>Nov. 3</b>	<b>at Coastal Carolina*</b>	<b>W, 23-7</b>
<i>QB Jacob Huesman threw a TD to Corey Sutton in his first start, and App State's defense allowed no points.</i>		
<b>Nov. 10</b>	<b>at Texas State*</b>	<b>W, 38-7</b>
<i>Zac Thomas threw for 247 yards, Darrynton Evans had a 79-yard TD run and Noel Cook had a key first-half INT.</i>		
<b>Nov. 17</b>	<b>Georgia State*</b>	<b>W, 45-17</b>
<i>Desmond Franklin's two INTs included a 26-yard return for a TD, and Zac Thomas accounted for four TDs.</i>		
<b>Nov. 24</b>	<b>Troy*</b>	<b>W, 21-10</b>
<i>App State clinched the Sun Belt's East Division title by jumping out to a 21-0 lead in the opening 20 minutes.</i>		
<b>Dec. 1</b>	<b>Louisiana (SBC Champ.)</b>	<b>W, 30-19</b>
<i>Played in Boone, App State won the first Sun Belt title game. MVP Darrynton Evans had 218 all-purpose yards.</i>		
<b>Dec. 15</b>	<b>vs. Middle Tennessee^</b>	<b>W, 45-13</b>
<i>In the New Orleans Bowl, App State improved its bowl record to 4-0 as WR Malik Williams threw two TD passes with Shawn Clark calling plays for interim HC Mark Ivey.</i>		





DEC. 15, 2018 • SUPERDOME • NEW ORLEANS

MIDDLE TENNESSEE  
APP STATE

13  
45

SCORING SUMMARY	1	2	3	4	F
BLUE RAIDERS	3	3	7	0	—
MOUNTAINEERS	0	24	14	7	—
ATTENDANCE: 23,942					45



MIDDLE TENNESSEE 3 • APP STATE 0  
3:22 TO GO • FIRST QUARTER


Middle Tennessee, which missed a 47-yard field goal to cap the game-opening series, followed a quick interception on App State's first series with a 24-yard field goal.

A fumble on the second play of App State's next series gave Middle Tennessee possession at the Mountaineers' 21, but Noel Cook's pressure contributed to an interception by Josh Thomas at the 15 as left-handed quarterback Brent Stockstill rolled right.

APP STATE 10 • MIDDLE TENNESSEE 3  
10:06 TO GO • SECOND QUARTER


Zac Thomas' 35-yard pass to Jalen Virgil ignited App State's first scoring drive, which ended with a 22-yard field goal from Chandler Staton.

Tyler Bird, D'Marco Jackson, Caleb Spurlin and Thomas Hennigan helped stuff a fourth-and-2 rush on a fake punt from the Middle Tennessee 43 a few minutes later, and Hennigan gave the Mountaineers the lead for good with a 30-yard touchdown on an accurate deep throw on a wide receiver pass from Malik Williams, the former high school quarterback.



SCORING SUMMARY

<b>FIRST QUARTER</b>		
5:15	MT	Crews Holt 24-yd field goal
<b>SECOND QUARTER</b>		
13:48	APP	Chandler Staton 22-yd field goal
10:06	APP	Thomas Hennigan 30-yard pass from Malik Williams (Staton kick)
6:38	APP	Zac Thomas 8-yard pass from Malik Williams (Staton kick)
0:45	APP	Henry Pearson 1-yard pass from Zac Thomas (Staton kick)
0:00	MT	Crews Holt 33-yd field goal
<b>THIRD QUARTER</b>		
11:06	APP	Corey Sutton 17-yard pass from Zac Thomas (Staton kick)
8:01	APP	Cameron Peoples 63-yard run (Staton kick)
5:56	MT	Isiah Upton 43-yard pass from Brent Stockstill (Holt kick)
<b>FOURTH QUARTER</b>		
13:06	APP	Corey Sutton 11-yard pass from Zac Thomas (Staton kick)



APP STATE 17 • MIDDLE TENNESSEE 3  
6:38 TO GO • SECOND QUARTER

Williams' second TD throw of the game followed a Tae Hayes interception that resulted from Elijah Diarrassouba's quarterback pressure. With another aggressive play call from Shawn Clark, Williams took a reverse handoff from running back Darrynton Evans, rolled right and lofted an 8-yard touchdown pass back to Thomas, the quarterback, in the right side of the end zone.

The only other touchdown with an App State quarterback reaching the end zone on a pass play in recent memory occurred in 2010, when DeAndre Presley was credited with a TD "reception" on a play in which he recovered his receiver's fumble against Chattanooga and ran the final 33 yards with the ball.

<b>TEAM STATISTICS</b>	Middle Tennessee	App State St. St.
First Downs	24	23
Rushes—Net Yards	35-62	34-233
Passing Yards	330	215
Passes (Comp-Att-Int)	25-37-2	17-26-2
Total Offense	392	448
Fumbles—Lost	0-0	2-1
Penalties—Yards	12-89	8-50
Punts—Avg	3-39.3	1-60.0
Punt Returns-Yards	0-0	1-3
Kickoff Returns-Yards	0-0	1-21
Interception Returns-Yards	2-3	2-35
Fumble Returns-Yards	1-0	0-0
Third-Down Efficiency	5 of 13	7 of 10
Fourth-Down Efficiency	0 of 2	0 of 0
Possession Time	33:31	26:29

INDIVIDUAL STATISTICS

**RUSHING** — MT: Mobley 10-45; Thomas 6-13; West 2-10; Dobson 3-3; Stockstill 14(-9). **APP:** Evans 14-108; Peoples 3-69; Thomas 9-28; Williams Jr. 6-25; Harrington 2-3.

**PASSING** — MT: Stockstill 25-37-2, 330 yds, 1 TD. **APP:** Thomas 15-24-2, 177 yards, 3 TD; Williams 2-2-0, 38 yds, 2 TD.

**RECEIVING** — MT: Casey 6-64; Lee 4-55; Thomas 4-51; Smith 3-39; Mobley 3-36; Upton 2-47; Marshall 2-39; West 1(-1). **APP:** Sutton 8-78; Hennigan 3-45; Virgil 2-58; Williams 1-22; Thomas 1-8; Papenheim 1-3; Pearson 1-1.

**APP DEFENSIVE STATS** — **Tackles:** Davis Gaither 7-3-10; Thomas 8-0-8; Franklin 5-1-6; Cook 4-2-6; Flory 3-2-5; Hayes 4-0-4; Godwin 2-2-4; Duck 2-1-3; Spurlin 2-1-3; Exford 2-0-2; Frizzell 2-0-2; Taylor 1-1-2; Barrett 2-0-2; Stout 1-1-2; Bird 1-0-1; Hennigan 1-0-1; Cobb 1-0-1; Jackson 1-0-1; Fehr 1-0-1; Willis 1-0-1; Houser 1-0-1. **Tackles for Loss:** Godwin 3-0-19; Davis-Gaither 1.5-4; Cook 1.5-3; Flory 1.0-3; Taylor 1.0-6; Spurlin 1.0-1; Barrett 1.0-3; Jackson 1.0-2; Willis 1.0-4. **Sacks:** Godwin 2.5; Flory 1.0; Taylor 1.0; Willis 1.0; Davis-Gaither 0.5.



APP STATE 31 • MTSU 6  
11:06 TO GO • THIRD QUARTER

Evans' 62-yard run set up Henry Pearson's 1-yard touchdown reception in the final minute of the half, and App State took a 24-6 lead into the break before Corey Sutton opened the third quarter with the first of his two second-half touchdown catches.

The next drive included back-to-back sacks to force a punt, with Anthony Flory, Okon Godwin and Akeem Davis-Gaither working to bring down Stockstill.



APP STATE 38 • MIDDLE TENNESSEE 6  
8:01 TO GO • THIRD QUARTER

Able to not lose a year of eligibility because he was playing in just his third game as a true freshman, running back Cameron Peoples entered the lineup to begin the next drive and gained 1 yard on his first carry before breaking free down the right sideline on his 63-yard score.

Middle Tennessee posted a third-quarter touchdown to cut into its deficit, but App State's defense applied constant pressure to Stockstill the rest of the way, and Sutton capped the scoring on an 11-yard TD with 13:06 remaining.

Chris Willis and Godwin recorded sacks on the next series, enabling App State's coaches to play senior quarterback Zeb Speir, senior receiver Brad Absher and many other reserves in the closing minutes.



APP STATE 45 • MIDDLE TENNESSEE 13  
FINAL

**"We decided that we'd have fun with it and make sure they'd get exactly what they've been getting all along."**

— App State interim head coach Mark Ivey





# 2019 NEW ORLEANS BOWL CHAMPIONS



2019 BOWL CHAMPIONS

## 13-1 OVERALL • 7-1 SUN BELT (TITLE GAME CHAMP)

### ROSTER

No.	Name	Pos.	Ht.	Wt.	Class	No.	Name	Pos.	Ht.	Wt.	Class
2	Corey Sutton	WR	6-3	200	Jr.	41	Reed Harper	LS	5-11	200	Fr.
2	Willie Edwards	DB	6-1	190	Gr.	42	Harrison Taylor	DL	6-4	234	R-Fr.
3	Darrynton Evans	RB	5-11	200	Jr.	42	Christian Johnstone	LS	6-3	245	Fr.
3	Shaun Jolly	DB	5-9	175	So.	43	Hansky Paillant	DL	6-2	240	R-Fr.
4	Daetrich Harrington	RB	6-0	195	So.	44	T.D. Roof	LB	5-11	220	Jr.
5	Thomas Hennigan	WR	6-1	205	Jr.	45	Trey Cobb	ILB	6-2	220	So.
6	Desmond Franklin	DB	6-0	205	Sr.	45	Gabe Montgomery	RB	5-8	205	So.
6	Camerun Peoples	RB	6-2	210	R-Fr.	46	Chris Washington	DL	5-11	270	R-Fr.
7	Josh Thomas	DB	6-0	205	Sr.	47	Colin Guentensberger	LB	6-0	200	Fr.
7	Jacob Huesman	QB	6-3	205	Jr.	48	Demetrius Taylor	DL	6-1	275	Jr.
8	Shemar Jean-Charles	DB	5-11	180	Jr.	49	Blythe Hall	ILB	6-2	210	Jr.
9	Jackson Gibbs	QB	6-1	195	So.	50	Joey Cave	OL	6-4	300	Gr.
10	Tim Frizzell	OLB	6-1	230	Jr.	51	Baer Hunter	OL	6-2	285	Jr.
10	Tanner Wilson	QB	6-2	225	So.	51	Tyler Bird	ILB	6-2	220	So.
11	Jeremy Level	DB	6-1	210	Jr.	52	D'Marco Jackson	ILB	6-1	220	So.
11	Jalen Virgil	WR	6-1	210	Jr.	53	Jake Appling	LS	6-3	275	Jr.
12	Zac Thomas	QB	6-1	210	Jr.	54	Lyle Hiers	OL	6-5	280	Fr.
12	Steven Jones	DB	5-10	180	So.	55	Matt Williams	OL	6-5	280	Jr.
13	Kaiden Smith	DB	6-1	200	Jr.	57	Elijah Diarrassouba	DL	6-1	255	Jr.
13	Keishawn Watson	WR	5-11	185	Gr.	58	Ryan Neuzil	OL	6-3	285	Jr.
14	Malik Williams	WR	5-10	180	Jr.	58	Grant Daley	ILB	6-2	210	Fr.
14	Bailey Watts	DB	6-1	180	Fr.	59	Jordan Fehr	ILB	6-3	230	Sr.
15	Tre Caldwell	DB	5-10	185	Fr.	60	Noah Hannon	OL	6-1	265	Jr.
15	David Baldwin-Griffin	QB	6-4	230	Fr.	63	Ivan Reyes	OL	6-1	295	Jr.
16	Christian Wells	WR	5-11	170	Fr.	64	Will Hardin	OL	6-2	300	Jr.
16	Ryker Casey	K	6-0	200	Fr.	65	Gage Blackston	OL	6-4	275	So.
17	Dashaun Davis	WR	5-9	160	Fr.	66	Will Israel	DL	6-2	235	So.
18	Mike Evans	TE	6-3	240	Jr.	67	Logan Wright	OL	6-4	305	Jr.
18	Milan Tucker	DB	5-11	170	Fr.	68	Greg Johnston	DL	6-3	275	So.
19	Mike Price	DB	5-10	190	R-Fr.	69	Joe Hartung	OL	6-3	270	So.
20	Noel Cook	OLB	6-0	215	Sr.	70	Cooper Hodges	OL	6-4	295	R-Fr.
20	Sean Horton	WR	6-1	185	Fr.	72	Larry Dowdy	OL	6-4	265	Fr.
21	Ryan Huff	DB	6-1	200	So.	73	Cole Garrison	OL	6-4	285	Jr.
21	Dysaun Razzak	WR	5-7	155	R-Fr.	74	Anderson Hardy	OL	6-6	275	R-Fr.
22	Jace Frisbee	OLB	6-2	210	So.	75	Victor Johnson	OL	6-5	295	Sr.
22	Raykwon Anderson	RB	5-9	180	Fr.	76	Cameron Pack	OL	6-4	250	Sr.
24	Akeem Davis-Gaither	OLB	6-2	215	Sr.	77	Josh Headlee	OL	6-4	285	R-Fr.
24	Ben Williams	RB	5-10	185	Fr.	78	Craig McFarland	OL	6-6	280	Fr.
25	Kaleb Dawson	DB	5-11	190	R-Fr.	79	Sammy Henderson	OL	6-5	275	Fr.
26	Marcus Williams Jr.	RB	5-10	205	Jr.	80	AJ Hall	WR	6-1	200	R-Fr.
26	Nicholas Ross	DB	5-11	175	Fr.	81	Miller Gibbs	TE	6-4	220	R-Fr.
27	Matthew McQuinn	ILB	6-0	210	So.	82	Richard Tucker	WR	6-0	180	R-Fr.
27	Nakendrick Clark	RB	5-9	195	Jr.	83	Jake Henry	WR	5-11	180	So.
28	KeSean Brown	OLB	6-2	210	Fr.	84	Ricky Kofoed	TE	6-3	205	Fr.
29	John Gliarmis	K	5-8	155	R-Fr.	85	Michael Queen	WR	6-1	200	Jr.
29	Brendan Harrington	OLB	6-1	215	Fr.	86	Trey Ross	TE	6-3	230	R-Fr.
30	Clayton Howell	P	6-0	195	So.	87	Collin Reed	TE	6-4	245	Sr.
30	Zareon Hayes	DL	6-1	235	R-Fr.	88	Henry Pearson	TE	6-3	245	So.
31	Nick Hampton	OLB	6-3	210	R-Fr.	89	Dorian Pickett	DL	6-2	235	R-Fr.
33	Jordan Mitchell	ILB	6-0	225	R-Fr.	89	Chase Eighmy	WR	6-2	205	R-Fr.
34	Jourdan Heilig	ILB	6-2	215	Fr.	90	Chris Willis	DL	6-2	260	Jr.
35	Emmanuel Jenkins	DB	6-2	185	Fr.	91	Tommy Dawkins	DL	6-2	240	Jr.
35	Elijah Johnson	WR	5-11	175	Fr.	91	Chandler Staton	K	5-11	190	Jr.
36	Brock Mattison	DL	6-1	225	R-Fr.	94	Luke Smith	DL	6-1	270	Fr.
37	Tanner Ellenberger	OLB	6-3	225	So.	95	George Blackstock	DL	6-1	260	So.
39	Xavier Subotsch	P	6-1	195	Jr.	96	Markell Clark	DL	6-0	275	Jr.
39	Zion Madden	DB	5-10	157	R-Fr.	97	Caleb Spurlin	DL	5-10	260	Jr.
39	Jackson Greene	DB	5-11	180	Fr.	98	E.J. Scott	DL	6-3	275	Sr.
40	Logan Doublin	ILB	6-0	220	So.	99	Jordon Earle	DL	6-2	295	R-Fr.

### RESULTS

<b>Aug. 31</b>	<b>East Tennessee State</b>	<b>W, 42-7</b>
<i>Zac Thomas accounted for three TDs, including two through the air, in Elijah Drinkwitz's head coaching debut.</i>		
<b>Sept. 7</b>	<b>Charlotte</b>	<b>W, 56-41</b>
<i>Darrynton Evans rushed for a career-high 234 yards and totaled four TDs, including one returning an onside kick.</i>		
<b>Sept. 21</b>	<b>at North Carolina</b>	<b>W, 34-31</b>
<i>Darrynton Evans rushed for three TDs, Demetrius Taylor scored once as he forced two turnovers and Akeem Davis-Gaither blocked a 56-yard FG as time expired.</i>		
<b>Sept. 28</b>	<b>Coastal Carolina*</b>	<b>W, 56-37</b>
<i>Zac Thomas had two touchdown passes while throwing for 246 yards, and three backs totaled five rushing TDs.</i>		
<b>Oct. 9</b>	<b>at Louisiana*</b>	<b>W, 17-7</b>
<i>Zac Thomas' 7-yard TD run with 1:55 left capped a 19-play, 97-yard drive that lasted 10:11 in a defensive slugfest.</i>		
<b>Oct. 19</b>	<b>ULM*</b>	<b>W, 52-7</b>
<i>App State's limited QB Caleb Evans to 75 passing yards and held high-scoring ULM to 213 yards.</i>		
<b>Oct. 26</b>	<b>at South Alabama*</b>	<b>W, 30-3</b>
<i>App State held the Jaguars to 139 yards of total offense.</i>		
<b>Oct. 31</b>	<b>Georgia Southern*</b>	<b>L, 24-21</b>
<i>In rain, snow and high winds, App State fell behind 24-7 before Corey Sutton scored TDs with 8:22 and 4:47 left.</i>		
<b>Nov. 9</b>	<b>at South Carolina</b>	<b>W, 20-15</b>
<i>Nicholas Ross returned a first-half INT for a tiebreaking TD, Jalen Virgil set up another TD with a long kick return and App State held on despite USC last-minute march to the 9.</i>		
<b>Nov. 16</b>	<b>at Georgia State*</b>	<b>W, 56-27</b>
<i>App scored 49 straight points after trailing 21-7, Shaun Jolly had a picky-6 and Corey Sutton scored three TDs.</i>		
<b>Nov. 23</b>	<b>Texas State*</b>	<b>W, 35-13</b>
<i>App State won on Senior Day for the 22nd straight year.</i>		
<b>Nov. 29</b>	<b>at Troy*</b>	<b>W, 48-13</b>
<i>App State improved to an FBS-best 6-0 on the road as Zac Thomas threw for 326 yards (140 to Thomas Hennigan).</i>		
<b>Dec. 7</b>	<b>Louisiana (SBC Champ.)</b>	<b>W, 45-38</b>
<i>App State built a 21-0 lead in the first quarter and held a 42-17 advantage on Josh Thomas' INT return for a TD.</i>		
<b>Dec. 21</b>	<b>vs. UAB^</b>	<b>W, 31-17</b>
<i>After trailing 14-0 at the New Orleans Bowl, App State went ahead for good on Trey Cobb's fumble return for a TD.</i>		



DEC. 21, 2019 • SUPERDOME • NEW ORLEANS

#20 APP STATE  
UAB

31  
17

SCORING SUMMARY	1	2	3	4	F
MOUNTAINEERS	0	10	21	0	31
BLAZERS	14	0	3	0	17

ATTENDANCE: 21,202



UAB 14 • APP STATE 3  
14:11 TO GO • SECOND QUARTER

Facing a quick two-touchdown deficit via a pair of 25-yard scoring passes by the Blazers, App State stayed the course and systematically worked its way back into the game.

Marcus Williams Jr. rushed for gains of 20 and 27 yards to set up a 34-yard field goal from Chandler Staton early in the second quarter, and UAB punted the ball back to the Mountaineers less than two minutes later.



UAB 14 • APP STATE 10  
7:59 TO GO • SECOND QUARTER

Darrynton Evans raced to the UAB 24-yard line on a 57-yard run to begin App State's next possession after the Blazers' punt, and a UAB penalty for illegal leaping on a field goal attempt prolonged the possession.

Two plays later, Zac Thomas dropped the ball in to Thomas Hennigan on a fade route for a 17-yard touchdown in which Hennigan, for the first time in the game, outfought the UAB defensive back for the ball.



SCORING SUMMARY

FIRST QUARTER		
13:46	UAB	Hayden Pittman 25-yard pass from Tyler Johnston (Vogel kick)
10:28	UAB	Austin Watkins 25-yard pass from Tyler Johnston (Vogel kick)
SECOND QUARTER		
14:11	APP	Chandler Staton 34-yard field goal
7:59	APP	Thomas Hennigan 17-yard pass from Zac Thomas (Staton kick)
THIRD QUARTER		
12:14	APP	Darrynton Evans 31-yard run (Staton kick)
8:19	UAB	Nick Vogel 49-yard field goal
6:16	APP	Trey Cobb 24-yard fumble return (Staton kick)
0:44	APP	Thomas Hennigan 27-yard pass from Zac Thomas (Staton kick)

APP STATE 17 • UAB 14  
12:14 TO GO • THIRD QUARTER

Opening the second half with possession and a four-point deficit, App State moved to the UAB 39 on a 24-yard pass to Jalen Virgil and kept its offense on the field for a fourth-and-1 play from the 30.

Thomas fumbled the ball on a QB sneak attempt, but Evans scooped up the loose ball in the backfield and ran untouched off right tackle for a 31-yard touchdown.

"I went to the sideline joking with Coach Clark that I'm going to tell everybody it was a designed play," Evans said. "It was just right place, right time."



APP STATE 24 • UAB 17  
6:16 TO GO • THIRD QUARTER

UAB tied the game at 17-all by making a 49-yard field goal midway through the third quarter, but Nick Hampton and Trey Cobb combined for the biggest play of the game on the Blazers' next series.

Hampton knocked the ball loose on a sack of Tyler Johnston III, prompting Cobb to scoop up the loose ball and run 24 yards for a tiebreaking defensive touchdown.

It was App State's sixth defensive touchdown of the season.



TEAM STATISTICS

	APP STATE	UAB
First Downs	20	20
Rushes-Yards	40-261	33-40
Passing Yards	142	298
Passes Att.-Comp-Int	25-13-0	34-22-1
Total Plays-Yards	65-403	67-338
Fumble Returns-Yards	1-24	0-0
Punt Returns-Yards	1-4	0-0
Kickoff Returns-Yards	0-0	1-21
Interception Returns-Yards	1-11	0-0
Punts (Number-Avg)	7-44.7	5-42.4
Fumbles-Lost	1-0	2-2
Penalties-Yards	11-130	8-76
Possession Time	32:57	27:03
Third-Down Conversions	3 of 14	3 of 14
Fourth-Down Conversions	2 of 2	2 of 3
Red-Zone Scores-Chances	2-2	1-1
Sacks By: Number-Yards	6-34	1-1

INDIVIDUAL STATISTICS

**RUSHING** — APP: Evans, D. 19-157; Williams, Marc. 6-54; Thomas, Zac 9-28; Harrington, D. 3-26; Williams, Malik 1-4; team 2-minus 8. **UAB:** Brown, S. 14-39; Brown, J. 3-11; Stanley 1-0; Watkins 1-minus 1; team 2-minus 2; Johnston 12-minus 7.

**PASSING** — APP: Thomas 13-24-0-142; Williams, Mal. 0-1-0-0. **UAB:** Johnston 22-34-1-298; Watkins 0-0-0-0.

**RECEIVING** — APP: Virgil, Jalen 3-62; Hennigan, T. 3-50; Williams, Malik 3-19; Evans, D. 3-5; Harrington, D. 1-6. **UAB:** Watkins 10-159; Grossman 4-20; Pittman 3-59; J. Brown 2-20; Davis 1-17; Turner 1-17; Stanley 1-6.

**APP DEFENSIVE STATS** — **Tackles:** Fehr, Jordan 10-1; Davis-Gaither 6-3; Jackson, D. 2-4; Cook, Noel 3-2; Jean-Charles, S 2-2; Taylor, D. 3-0; Franklin, D. 3-0; Dawkins, T. 2-1; Jolly, Shaun 1-2; Diarrassouba, E 2-0; Blackstock, G. 1-1; Scott, E.J. 1-1; Spurlin, Caleb 1-1; Harrington, B. 1-1; Price, Mike 1-0; Ross, Nicholas 1-0; Hampton, Nick 1-0; Cobb, Trey 1-0; Frizzell, Tim 0-1. **Tackles for Loss:** Dawkins 2.5-10; Blackstock 1.0-11; Hampton 1.0-7; Diarrassouba 1.0-6; Scott 1.0-2; Davis-Gaither 0.5. **Sacks:** Dawkins 2.5-10; Blackstock 1.0-11; Hampton 1.0-7; Diarrassouba 1.0-6; Davis-Gaither 0-5.

APP STATE 31 • UAB 17  
0:44 TO GO • THIRD QUARTER

The Mountaineers forced a three-and-out punt and moved ahead 31-17 with a nine-play, 85-yard touchdown drive.

Facing a fourth-and-3, Thomas rolled right and threw a 27-yard touchdown pass to Hennigan, who again wrestled the ball away from the UAB defender in the end zone.

There were no points the rest of the way, and App State could begin celebrating when cornerback Shaun Jolly forced and recovered a fumble in the last two minutes.



APP STATE 31 • UAB 17  
FINAL



*"It's a great day to be a Mountaineer, baby. Our team has a ton of poise, and it's been that way all year."*

— App State head coach Shawn Clark





# 2020 MYRTLE BEACH BOWL CHAMPIONS



2020 BOWL CHAMPIONS

## 9-3 OVERALL • 6-2 SUN BELT

### ROSTER

No.	Name	Pos.	Ht.	Wt.	Class	No.	Name	Pos.	Ht.	Wt.	Class
0	Milan Tucker	WR	5-11	170	R-Fr.	40	Logan Doublin	ILB	6-0	215	Jr.
2	Kaleb Dawson	DB	5-11	200	So.	40	Cole Jackson	RB	5-9	180	So.
2	Corey Sutton	WR	6-3	205	Sr.	41	Reed Harper	LS	5-11	195	R-Fr.
3	Shaun Jolly	DB	5-9	180	Jr.	42	Christian Johnstone	LS	6-3	245	So.
3	Jacoby Pinckney	WR	6-1	220	So.	43	Logan Cruce	RB	5-10	170	Fr.
4	Daetrich Harrington	RB	6-0	190	Jr.	43	Hansky Paillant	DL	6-2	245	So.
5	Thomas Hennigan	WR	6-1	210	Sr.	44	Anderson Castle	RB	6-0	200	Fr.
6	Cameron Peoples	RB	6-2	210	So.	45	Gabe Montgomery	RB	5-8	200	Jr.
7	Trey Cobb	ILB	6-2	215	Jr.	46	Chris Washington	DL	5-11	285	So.
7	Jacob Huesman	QB	6-3	205	Sr.	47	Colin Guentensberger	OLB	6-0	200	Fr.
8	Shemar Jean-Charles	DB	5-11	190	Sr.	48	Tristan Walliser	DL	6-3	235	Gr.
8	Marcus Williams Jr.	RB	5-10	210	Sr.	49	Nate Blanton	LB	6-0	200	Fr.
9	Jackson Gibbs	QB	6-1	185	Jr.	50	DeAndre Dingle-Prince	DL	6-0	255	Fr.
9	Demetrius Taylor	DL	6-1	295	Sr.	51	Tyler Bird	ILB	6-2	225	Jr.
10	Tim Frizzell	OLB	6-1	220	Sr.	51	Baer Hunter	OL	6-2	290	Sr.
10	Tanner Wilson	QB	6-2	225	Jr.	52	D'Marco Jackson	ILB	6-1	225	Jr.
11	Jalen Virgil	WR	6-1	205	Sr.	54	Lyle Hiers	OL	6-5	295	R-Fr.
12	Steven Jones	DB	5-10	190	Jr.	55	George Blackstock	DL	6-1	270	Jr.
12	Zac Thomas	QB	6-1	210	Sr.	55	Seth Williams	OL	6-4	315	Fr.
13	Christan Horn	WR	6-2	180	Fr.	56	Ryker Casey	K	6-0	205	R-Fr.
13	Kaiden Smith	DB	6-1	200	Sr.	57	Elijah Diarrassouba	DL	6-1	250	Sr.
14	Tre Caldwell	DB	5-10	190	R-Fr.	58	Grant Daley	ILB	6-2	225	R-Fr.
14	Malik Williams	WR	5-10	185	Sr.	58	Ryan Neuzil	OL	6-3	290	Sr.
15	David Baldwin-Griffin	QB	6-4	220	R-Fr.	59	Jamar Rucks	DL	6-3	260	Fr.
15	T.D. Roof	ILB	5-11	215	Jr.	60	Noah Hannon	OL	6-1	270	Sr.
16	Stan Ellis	DB	6-0	185	Fr.	64	Chris Lyle	OL	6-4	285	Fr.
16	Christian Wells	WR	5-11	175	R-Fr.	65	Gage Blackston	OL	6-4	285	Jr.
17	Dashaun Davis	WR	5-9	165	R-Fr.	66	Will Israel	DL	6-2	235	Jr.
17	Tommy Wright	DB	5-11	180	Fr.	66	Luke Smith	OL	6-1	280	R-Fr.
18	Mike Evans	TE	6-3	235	Sr.	68	Greg Johnston	DL	6-3	275	So.
19	Navy Shuler	QB	6-0	190	Fr.	70	Cooper Hodges	OL	6-4	295	So.
19	Mike Smith	DB	6-0	200	Fr.	72	Larry Dowdy	OL	6-4	285	R-Fr.
20	Je'Mari Littlejohn	LB	6-0	220	Fr.	73	Cole Garrison	OL	6-4	275	Sr.
20	Nate Noel	RB	5-10	175	Fr.	74	Anderson Hardy	OL	6-6	280	So.
21	Ryan Huff	DB	6-1	210	Jr.	75	Damion Daley	OL	6-4	295	So.
21	Michael Queen	WR	6-1	205	Sr.	76	Austin Reeves	OL	6-5	275	Fr.
22	Jace Frisbee	OLB	6-2	210	Jr.	78	Craig McFarland	OL	6-6	295	R-Fr.
24	Ben Williams	RB	5-10	185	R-Fr.	79	Sammy Henderson	OL	6-5	270	R-Fr.
25	Jackson Greene	DB	5-11	190	R-Fr.	80	AJ Hall	WR	6-1	200	So.
25	Sean Horton	WR	6-1	195	R-Fr.	81	Miller Gibbs	TE	6-4	225	So.
26	Nicholas Ross	DB	5-11	180	So.	82	Richard Tucker	WR	6-0	180	So.
27	Ronald Clarke	DB	6-0	190	Fr.	83	Jake Henry	WR	5-11	180	Jr.
28	KeSean Brown	OLB	6-2	205	So.	84	Peter Hennigan	TE	6-0	210	Fr.
29	John Gliarmis	K	5-8	155	So.	85	Zac Crosby	TE	6-4	215	Gr.
29	Brendan Harrington	OLB	6-1	215	So.	86	Trey Ross	TE	6-3	235	So.
30	Zareon Hayes	DL	6-1	240	So.	87	Eli Wilson	TE	6-3	215	Fr.
30	Clayton Howell	P	6-0	195	Jr.	88	Henry Pearson	TE	6-3	250	Jr.
31	Nick Hampton	OLB	6-3	210	So.	89	August Drews	TE	6-4	215	Fr.
33	Jordan Mitchell	ILB	6-0	215	So.	90	Dorian Pickett	DL	6-2	245	So.
34	Jourdan Heilig	ILB	6-2	215	So.	91	Tommy Dawkins Jr.	DL	6-2	245	Sr.
35	Elijah Johnson	WR	5-11	175	R-Fr.	91	Chandler Staton	K	5-11	190	Sr.
35	Jalen McLeod	LB	6-1	220	Fr.	92	Markell Samuel	DL	6-4	230	Fr.
36	Kevon Haigler	DL	6-1	215	Fr.	94	Stephen Passeggiata	DL	6-2	225	Fr.
36	Michael Hetzel	WR	5-11	185	Fr.	96	Trevor Willard	DL	6-5	225	Fr.
37	Tanner Ellenberger	OLB	6-3	225	Jr.	97	Caleb Spurlin	DL	5-11	245	Sr.
39	Rodney Smith	DB	6-3	190	Fr.	99	Jordon Earle	DL	6-2	300	So.
39	Xavier Subotsch	P	6-1	195	Sr.						

### RESULTS

<b>Sept. 12</b>	<b>Charlotte</b>	<b>W, 35-20</b>
<i>Head coach Shawn Clark's first regular season win included a pair of 100-yard rushers and two defensive stands with an eight-point lead in the closing minutes.</i>		
<b>Sept. 19</b>	<b>at Marshall</b>	<b>L, 17-7</b>
<i>The loss snapped a 12-game winning streak against Group of Five conference teams from outside the Sun Belt.</i>		
<b>Sept. 26</b>	<b>Campbell</b>	<b>W, 52-21</b>
<i>Daetrich Harrington had career highs of 32 carries for 211 yards and four rushing TDs with App State missing more than 20 players because of COVID-19 protocols.</i>		
<b>Oct. 22</b>	<b>Arkansas State*</b>	<b>W, 45-17</b>
<i>Zac Thomas delivered a 60-yard TD run in addition to tying his career high of four touchdown passes.</i>		
<b>Oct. 31</b>	<b>at ULM*</b>	<b>W, 31-13</b>
<i>In the program's 1,000th game, App State had three INTs and allowed 222 yards (counting a game-ending TD).</i>		
<b>Nov. 7</b>	<b>at Texas State*</b>	<b>W, 38-17</b>
<i>App State got first-time TDs from TE Miller Gibbs, Brendan Harrington (INT) and DE Caleb Spurlin (short TD catch).</i>		
<b>Nov. 14</b>	<b>Georgia State*</b>	<b>W, 17-13</b>
<i>Jacob Huesman finished off a fourth-quarter TD drive in relief of injured Zac Thomas to give App State its first lead.</i>		
<b>Nov. 21</b>	<b>at Coastal Carolina*</b>	<b>L, 34-23</b>
<i>App State was ahead until a TD with 2:24 left, and Coastal added another TD on an INT return of a fourth-down pass.</i>		
<b>Nov. 28</b>	<b>Troy*</b>	<b>W, 47-10</b>
<i>App State built a quick 28-0 lead, Zac Thomas threw four TD passes and Steven Jones scored on an INT return.</i>		
<b>Dec. 4</b>	<b>Louisiana*</b>	<b>L, 24-21</b>
<i>App State cut into a 24-10 deficit but couldn't tie the game as regulation ended on a rainy Friday night.</i>		
<b>Dec. 12</b>	<b>at Georgia Southern*</b>	<b>W, 34-26</b>
<i>Overcoming a 14-point deficit, App State took its first lead on Jalen Virgil's 100-yard kick return early in the fourth quarter and then got a 70-yard TD run from Nate Noel.</i>		
<b>Dec. 21</b>	<b>vs. North Texas^</b>	<b>W, 56-28</b>
<i>App State improved its bowl record to an FBS-best 6-0 by rushing for 500 yards, including an FBS bowl-record 317 from Cameron Peoples (five rushing TDs on 22 carries).</i>		





DEC. 21, 2020 • BROOKS STADIUM • CONWAY, S.C.

APP STATE  
NORTH TEXAS

56  
28

SCORING SUMMARY	1	2	3	4	F
MOUNTAINEERS	14	21	7	14	56
MEAN GREEN	0	14	7	7	28

ATTENDANCE: 5,000 (REDUCED CAPACITY FOR COVID)



APP STATE 14 • NORTH TEXAS 0  
3:07 TO GO • FIRST QUARTER

Malik Williams, the former high school quarterback, threw the fourth trick-play touchdown pass of his career by hitting tight end Henry Pearson for a 22-yard score and a 7-0 lead in the opening five minutes.

Cameron Peoples capped a 13-play, 90-yard drive with a 3-yard touchdown to push App State's lead to 14-0 later in the first quarter.

MYRTLE BEACH BOWL GUIDE  
BROOKS STADIUM | CONWAY, SC | DECEMBER 21, 2020 ON ESPN

APP STATE MOUNTAINEERS (8-3) VS NORTH TEXAS MEAN GREEN (4-5)

APP STATE 35 • NORTH TEXAS 14  
HALFTIME

Pearson scored for the second time on an 11-yard pass from Zac Thomas midway through the second quarter. Immediately after North Texas missed a 47-yard field goal with App State leading 21-7, Marcus Williams Jr. sprinted through a big hole for a 70-yard touchdown.

After the Mean Green cut its deficit to 28-14, App State took over at its 36-yard line with 22 seconds remaining before halftime and got a 64-yard TD run from Peoples on the next play.



SCORING SUMMARY  
FIRST QUARTER

10:54 APP Henry Pearson 22-yard pass from Malik Williams (Staton kick)  
3:07 APP Cameron Peoples 3-yard run (Staton kick)

SECOND QUARTER

13:41 UNT Lorenzo Thompson 16-yard pass from Kason Martin (Mooney kick)  
6:04 APP Pearson 11-yard pass from Zac Thomas (Staton kick)  
2:29 APP Marcus Williams Jr. 70-yard run (Staton kick)  
0:27 UNT Oscar Hadaway 4-yard run (Mooney kick)  
0:11 APP Peoples 64-yard run (Staton kick)

THIRD QUARTER

6:14 UNT Austin Ogunmakin 34-yard pass from Jason Bean (Mooney kick)  
2:58 APP Peoples 62-yard run (Staton kick)

FOURTH QUARTER

14:16 APP Peoples 1-yard run (Staton kick)  
9:03 APP Peoples 11-yard run (Staton kick)  
6:12 UNT Thompson 7-yard pass from Bean (Mooney kick)

TEAM STATISTICS

	App State	North Texas
First Downs	22	30
Rushing Yds	39-500	58-230
Rushing TDs	6	1
Passing Yds	136	267
Comp.-Att.-Int.	9-17-0	22-37-1
Passing TDs	2	3
Total Offense	56-636	95-497
Penalties - Yds.	12-116	9-91
Punts - Yds.	4-155	5-206
Kickoff: Total - Yds. - TDs	4-86-0	2-31-0
INT: Total - Yds. - TDs	1-63-0	0-0-0
Poss. Time	28:06	31:54
3rd. Down Conv.	4 of 9	7 of 18
4th. Down Conversions	0 of 1	3 of 5
Red-Zone: Scores - Chances	4-5	3-3
Sacks: Total - Yds.	3-27	0-0
Field Goals: Total - Made	0-0	0-1

INDIVIDUAL STATISTICS

**RUSHING** — APP: Peoples 22-317, Williams Jr. 6-101, Thomas 4-35, Noel 3-26, Montgomery 2-18, Virgil 1-9, team 1-(-6). UNT: Siggers 17-120, Adaway 26-97, Bean 13-10, Johnson 2-3.

**PASSING** — APP: Thomas 8-16-0, 114; Williams 1-1-0-22. UNT: Bean 21-36-1, 251; Martin 1-1-0, 16.

**RECEIVING** — APP: Pearson 3-47, Hennigan 2-45, Ross 1-16, Virgil 2-15, Gibbs 1-13. UNT: Ogunmakin 7-131, Pirtle 4-46, Burns 4-45, Thompson 5-44, Siggers 1-1.

**APP DEFENSIVE STATS** — Tackles: Smith 9-4-13; Cobb 3-9-12; Harrington 6-5-11; Jackson 5-6-11; Hampton 4-3-7; Jones 4-2-6; Bird 1-5-6; Ross 2-3-5; Spurlin 1-4-5; Huff 3-0-3; Palliant 1-2-3; Roof 1-2-3; Dingle-Prince 1-2-3; Wright 1-2-3; Frizzell 1-2-3; Jean-Charles 2-0-2; Clarke 1-1-2; Washington 0-2-2; Taylor 0-2-2; Brown 1-0-1; Dawkins 1-0-1; Earle 0-1-1; Dawson 0-1-1. Sacks: Hampton 1-17, Paillant 1-7, Jackson 1-3. TFL: Hampton 3-20, Jackson 2-4, Paillant 1-7, Huff 1-1. INT: Jones 1-63.

APP STATE 42 • NORTH TEXAS 21  
2:58 TO GO • THIRD QUARTER

After North Texas once again pulled within two touchdowns thanks to an 11-play, 74-yard drive midway through the third quarter, App State pushed its leadback to 21 points on a 62-yard touchdown run by Peoples.

Peoples entered the Myrtle Beach Bowl needing a whopping 193 yards to give the Mountaineers a 1,000-yard rusher for the ninth straight year — the nation's longest active streak at season's end — and his second long touchdown pushed him over 200 yards for the day.



APP STATE 49 • NORTH TEXAS 21  
14:16 TO GO • FOURTH QUARTER

A flag for a penalty well behind the play wiped out Williams' 79-yard touchdown run late in the third quarter, limiting the gain to 16 yards before a 15-yard penalty walkoff changed the line of scrimmage from the App State 21 to the 22.

Peoples rushed for a 76-yard gain to the North Texas 2 on the very next snap, setting up his fourth of five touchdown runs.

Peoples tied the school record for rushing touchdowns in a game, as John Settle posted five against Davidson in 1986. Peoples also tied six other players, including Barry Sanders, as the only ones to have scored five rushing touchdowns in a bowl game.



APP STATE 56 • NORTH TEXAS 21  
9:03 TO GO • FOURTH QUARTER

Steven Jones Jr. returned an interception 63 yards to the North Texas 6 to set up, following a post-return penalty, Peoples' final TD on an 11-yard run with 9:03 left.

Peoples set a school and NCAA bowl record with 317 rushing yards on 22 attempts.

The previous NCAA single-game bowl record belonged to Georgia Tech's P.J. Daniels, who rushed for 307 yards against Tulsa in the 2004 Humanitarian Bowl. Peoples also broke the school record of 313 yards from Armanti Edwards in a 2007 FCS semifinal win against Richmond.



APP STATE 56 • NORTH TEXAS 28  
FINAL

*"A lot of weight off our shoulders to win our sixth bowl game in a row. That's something we take a lot of pride in in Boone and our program."*  
— App State head coach Shawn Clark





## NO. 23 JOHN SETTLE

On Nov. 22, 1986, before his last regular-season game at Kidd Brewer Stadium, the legendary John Settle became the first App State football player to have his jersey (No. 23) retired.

At the time, Settle's career established him as App State's all-time leader in almost every rushing category. Settle displayed courage every step of the way. His pride and respect for the game set the standard of excellence by which all Mountaineer athletes, past, present and future, strive to perpetuate

From 1983 through 1986, Settle graced the App State backfield with steadfast courage and determination. He finished his career as the school's all-time leading rusher with 4,409 yards and 43 touchdowns. At the time of his departure from Boone, he was the third-ranked rusher in NCAA Division I-AA football history.

Settle, a criminal justice major while at App State, was named the Southern Conference Player and Male Athlete of the Year as a senior, after rushing for 1,661 yards and 20 touchdowns. One of the highlights of his season was his five-touchdown day in the Homecoming victory over Davidson on Nov. 4, 1986.

The two-time All-American had a knack for rising to the occasion in the most important games. In App State's first NCAA I-AA Playoff game in school history, on Nov. 29, 1986, Settle dazzled the crowd with 236 yards on 37 carries and a touchdown in the 28-26 defeat to Nicholls State.

His excellence continued at the professional level with the Atlanta Falcons. In 1988, Settle became the first rookie free agent in NFL history to gain over 1,000 yards in a season. During that year, he gained 1,594 total yards (1,024 rushing and 570 receiving) and was voted to the Pro Bowl in Honolulu, Hawaii. His fabled playing days came to a close with the Washington Redskins. He was rewarded for his hard work with a 1991 Super Bowl championship ring with the Redskins.

Settle's career continued to evolve as his playing days paved the way for a future in coaching. He began his coaching career by assisting with running backs at App State in 1994. From 1995-1998, Settle served as an offensive assistant for the Cleveland Browns and later the Baltimore Ravens. His duties in the NFL involved coordinating the game plan and working with the running backs, special teams, and strength and conditioning. His experienced football mind was also used in the evaluation of personnel.

In 1998, Settle returned to the college game as the running backs coach at Fresno State. After eight seasons at FSU, he spent five seasons in the same position at the University of Wisconsin. In 2011, he returned to the NFL, spending two seasons as the Carolina Panthers' running backs coach (2011-12) and one with the Cleveland Browns (2013). In March 2021, he was hired as Kentucky's running backs coach/co-special teams coordinator after working previously at Wisconsin, and Rice hired him in 2023.



**App State retired John Settle's No. 23 jersey on Nov. 22, 1986.**

Of his time in Boone, Settle says: "App State helped lay the foundation for who and what I am today. As time moves on, I appreciate the days I spent in Boone more and more. The people, the fans, the University and the family environment that surrounds the community are something that I have not encountered since my days in Boone. I hope that someday I will have the opportunity to give back to a place that has given so much to me."



**Currently the running backs coach at the University of Kentucky, John Settle enjoyed a six-year NFL playing career.**

## NO. 32 DEXTER COAKLEY

Perhaps the most decorated player in the illustrious history of App State football, App State retired Dexter Coakley's No. 32 jersey on April 19, 2005.

From 1993-96, Coakley set or tied six school records, earned a slew of personal accolades and helped lead App State to 32 victories and two NCAA Division I-AA playoff appearances.

The Mt. Pleasant, S.C., native made an immediate impact on App State's squad and led the Mountaineers with 141 total tackles as a freshman in 1993, en route to Southern Conference Freshman of the Year honors.

Things only got better for the hard-hitting linebacker, both individually and for the Mountaineers. In 1994, he racked up 155 tackles to earn the first of three SoCon Defensive Player of the Year awards. Perhaps more importantly, he helped lead App State back to the I-AA playoffs after a one-year hiatus and a first-round, overtime victory over No. 7 New Hampshire before falling at second-ranked Boise State in the national quarterfinals.

As a junior, Coakley led his squad to a perfect 11-0 regular season, becoming just the ninth team in 30 years to claim the SoCon crown with an undefeated, untied league record (8-0). For the second straight season, Coakley hauled in SoCon Defensive Player of the Year and first-team All-America accolades after racking up 150 tackles. He also earned the inaugural Buck Buchanan Award, given to the top defensive player in I-AA.

Coakley capped his second-to-none collegiate career in 1996 by leading App State in tackles for the third time with 166. He earned SoCon Defensive Player of the Year and first-team All-America honors for the third time, while also claiming his second-straight Buck Buchanan Award. He was a two-time winner of I-AA football's most prestigious defensive honor and earned All-America status for three years.

Coakley remains App State's all-time career leader in total tackles (616), solo tackles (350), assisted tackles (266), double-figure tackle games (38) and 20-tackle games (seven). He is tied for the school mark with two-consecutive 20-tackle games, a feat he achieved twice, versus Georgia Southern and Marshall in 1995 and against East Tennessee State and Furman in '96.

Following the end of his career in the High Country, Coakley became the second-highest drafted player in App State history (at the time) when the Dallas Cowboys selected him in the third round (65th overall pick) of the 1997 NFL Draft.

His impact in the NFL was as immediate as his impact at App State, as he started all 16 games for the Cowboys as a rookie in '97. In 155 games as a pro, he registered 796 tackles, 13 interceptions, 9.5 sacks and six forced fumbles.

After spending the first eight years of his professional career in Dallas, Coakley spent the 2005 and '06 seasons with the St. Louis Rams. He retired from the NFL in 2007, earning Pro Bowl appearances in 1999, 2001 and '03.

In recognition of his outstanding collegiate career, Coakley was inducted into the Southern Conference Hall of Fame on May 24, 2011 and became the first Mountaineer inducted in the College Football Hall of Fame on July 16, 2011. He was inducted into the S.C. Athletic Hall of Fame in 2019.

An active member of the community, Coakley received the Cowboys Unsung Hero Award in 2002, as selected by his teammates and fans. He has been involved with many charitable programs throughout and following his professional football career, including the Salvation Army, the Children's Cancer Fund Fashion Show, Dallas Cowboys Courage House, and Let Us Play! Sports Camp for Girls.



**App State retired Dexter Coakley's No. 32 jersey on April 19, 2005.**



**Dexter Coakley played eight of his 10 NFL seasons for the Dallas Cowboys and made three Pro Bowl appearances.**

RETIRED JERSEYS



**NO. 38 DINO HACKETT**

App State Football retired its third jersey, Dino Hackett's No. 38, during homecoming festivities on Oct. 29, 2005.

"I've had a lot of honors in the NFL and college and I can honestly say having my number retired at App State is the greatest honor I've ever received," Hackett said.

A member of App State's 75th Anniversary Team, Hackett starred as a linebacker at App State from 1982-85. He set eight school records, including most solo (106), assisted (94) and total tackles (200) in a season, which he accomplished in 1985 en route to first-team All-America accolades. His 27 total tackles against East Tennessee State on Nov. 23, 1985 are still tops in App State's single-game annals, as are his 18 solo stops (tied for first) versus Furman on Oct. 26, 1985. In addition to the All-America recognition as a senior, Hackett was also an All-Southern Conference honoree in both 1984 and '85.

Following his standout collegiate career, Hackett was selected in the second round (35th overall) of the 1986 National Football League Draft by the Kansas City Chiefs. He went on to enjoy a successful seven-year professional career, spending six seasons with the Chiefs and one with the Seattle Seahawks. One of only seven Chiefs to ever start all 16 games as a rookie, Hackett's 140 tackles in 1986 were the second-most by a rookie in team history. He went on to earn a spot in the Pro Bowl following the 1988 season, in which he was part of K.C.'s top-rated pass defense. His 16 tackles versus the Seahawks on Sept. 20, 1987 set a Kansas City record.

After retiring from the NFL following the 1993 season, Hackett returned to the Triad, where he and his brother, Joey, owned and operated Hackett Properties, a real estate development company.

A graduate of Southern Guilford H.S. in Greensboro, Hackett has resided in



**Dino Hackett played six of his seven NFL seasons with the Kansas City Chiefs and earned a Pro Bowl selection in 1988.**



**App State retired Dino Hackett's No. 38 on Oct. 29, 2005.**

Pleasant Garden, N.C., and his family has raised quarterhorses on their farm.

"Honoring Dino was a highlight of my first year at App State. To me, personally, Dino Hackett is what Mountaineer football is all about," App State athletics director Charlie Cobb said at the time. "Along with being one of the best football players in App State history, Dino is someone who embodies the spirit of App State and is a terrific ambassador for both the University and the athletics department. He is truly deserving of the honor."

**NO. 71 LARRY HAND**

App State retired the No. 71 jersey worn by All-American and NFL standout Larry Hand as part of homecoming festivities on Sept. 30, 2006.

Hand was a two-time All-American and three-time All-Carolinas Conference honoree as a tackle at App State from 1960-64. Hand was far from a top prospect coming out of Butler H.S. in Butler, N.J. In fact, he worked as a mason for two years before App State head coach Jim Duncan brought him to Boone, despite the fact that the 6-4, 225-pounder only played junior varsity high school football. However, after missing his freshman season due to injury, Hand made an immediate impact on the Mountaineers and put together the first of three straight all-conference campaigns in 1962.

In '63, he garnered All-America accolades for the first time, earning second-team NAIA honors. His breakout performance came in a 20-6 win over Lenoir-Rhyne, in which he led a Mountaineer defense that forced five fumbles and held the Bears to minus-22 yards rushing.

Following App State's first victory over Lenoir-Rhyne in nine years, Duncan called Hand "the best pro line prospect to come out of the Carolinas Conference."

Professional teams agreed, as Hand was drafted as a future selection by both the Detroit Lions (10th round — NFL) and New York Jets (21st round — AFL) prior to his senior season in 1964 (future selections could be used on players that had a year of college eligibility remaining but their class had graduated).

In '64, Hand showed why the professional teams jumped at the chance to draft him in the offseason, as he put together a monster season that culminated in first-team NAIA All-America plaudits and second-team recognition by the Associated Press. He was also awarded the 1964 Kirkland Blocking Award, established in 1957 by Catawba College in memory of Gordon A. Kirkland.

He signed with the Lions in 1965 and went on to play 13 seasons in Detroit. His 13 years of service were tied for the fourth-most in Lions history and his 164 games played were tied for the 11th-highest total in franchise history.



**After being selected in both the NFL and AFL Drafts, Larry Hand played 13 seasons with the NFL's Detroit Lions.**



**App State retired Larry Hand's No. 71 on Sept. 30, 2006.**

In his 13 professional seasons, Hand registered five interceptions as a defensive lineman, returning three for touchdowns. He was the Lions' defensive MVP in 1972 and tied for second in Lions history with two INT returns for touchdowns in 1967. Defensive statistics such as tackles, tackles for loss and sacks were not kept by the Lions until 1973 (and didn't become an official NFL statistic in 1983). However, it is known that he led Detroit in sacks in two of the five seasons that he played when those records were kept, with 11 in 1973 and seven in 1975 (both 14-game seasons).



## ROB BEST, SHAWN ELLIOTT & STACY SEARELS

As App State football departed Johnson City, Tenn., on Sept. 30, 2000, the most shocking thing to happen that night had been Joe Burchette's evolution from third-string quarterback to starter in a 30-13 win at East Tennessee State. As October began a couple of hours later, however, who took the bulk of snaps from center was the farthest thing from any Mountaineer's mind.

As App State's buses rounded a corner on Route 105 in Foscoe, N.C., six miles from App State's Boone, N.C., campus, around 12:30 in the morning, they came upon a fiery accident that appeared to involve a van and a car. Not long after the buses came to a stop, someone on the lead bus recognized the van as the one transporting the football team's student trainers, managers and videographers.

Shouts of, "That's our van!" were followed quickly by the buses' occupants scrambling to get to the van. The first three people out of the bus were offensive coaches Stacy Searels, Rob Best and Shawn Elliott.

"The car was engulfed in flames," said Best, "and our biggest concern was that it might spread to the van."

According to the North Carolina Highway Patrol, a 1989 Audi station wagon driven by John V. White, III crossed the center line going about 60 miles per hour in a 35 mph zone and hit the 2000 Dodge Ram van head on. The car immediately burst into flames and White is believed to have died instantly.

Head coach Jerry Moore attempted to help the driver of the car, but "there was nothing anyone could do. The whole car was just a mass of flames and he was pinned in there."

As Searels, Best and Elliott reached the van, they found that two of the 13 passengers were still in the van: assistant athletic trainer Tony Barnett, the driver of the van, and Searels' student assistant coach, Jonathan Taylor. Searels ripped open the mangled door to the van and pulled Taylor out. Barnett was trapped by a tangled seat belt and an inflated air bag.

"Tony was pinned in the seat," said Best. "Stacy dragged Jonathan out and Shawn and I both grabbed the driver's seat and yanked it back to try and get Tony free. Stacy came back and helped us get him out."

"Stacy got in there and all but ripped the whole seat out of that van," added Moore. "Fire was everywhere, but he had Tony in his arms and was getting him back toward the buses."

The 13 passengers were now out of the van, but in varying stages of injury, pain and shock. Many were still dangerously close to the burning wreck.

"When we first ran up, there were people just kind of lying on the ground," said wide receiver Joe Hamilton. "We grabbed a couple of the people and moved them away from the scene."

Jake Stroot, team video coordinator and App State Sports Network sideline reporter, had managed to get out of the van but could get no further.

"I got out of the van and I couldn't walk," said Stroot. "(Neil Cornatzer, Aaron Dobbins and Daniel Jeremiah) carried me like 50 yards away."

"About four to six minutes after we got them out," said Best, "the van ignited. (The fire) spread pretty fast."

Best called the scene "unbelievable" as head athletic trainer Andy Massey examined the injured individuals and the players attended to them.

"It was a complete role reversal," said Best. "The players had the kids who were in the van wrapped up in blankets and were applying pressure to stop bleeding wounds. The response and composure a lot of those guys showed was just amazing."

"They worked on me for six years now to try and keep me on the field," said wide receiver Joey Gibson, who missed the 1999 season with a knee injury. "It was kind of a flip to see us working on them."

"Everybody who was out there helping, being nothing but 10 or 15 yards away from that van, was at a risk," said Moore. "They ought to hang a medal around everyone's neck."

"That was hero stuff going on," said defensive coordinator John Wiley.

When EMS services arrived minutes later, many of the injured were prepared to be loaded onto ambulances. Barnett and Taylor were the first to be transported out. Taylor was taken to Cannon Memorial Hospital and life-flighted to Johnson City (Tenn.) Memorial Hospital, while Barnett was admitted at Watauga Medical Center.

Of the other 11 passengers, five were taken to WMC and five to CMH. Only the frontseat passenger was spared a hospital visit, due to a seatbelt and air bag. Most of the injuries consisted of broken bones and cuts. In all, only seven stayed the night in the hospital and after 10 days only Taylor remained hospitalized in serious but stable condition with a severe concussion and some broken bones.

After the injured were taken away, the team buses were allowed through the accident scene and arrived back on campus at about 2 a.m. A quiet 10-minute ride was followed by a team meeting. Before any of the equipment was unloaded, the players and coaches gathered in the Mountaineer Room in Owens Field House and prayed. Some prayed silently while others verbalized their hopes and wishes.

However, that early morning meeting was hardly the end of the story. Coaches still needed



**Rob Best, Stacy Searels and Shawn Elliott were presented with the NCAA Award of Valor, recognizing individuals who, when confronted with a situation involving personal danger, averted or minimized potential disaster by courageous action or noteworthy bravery.**

to coach and players still needed to play, and those were not the easiest things to do for a while. Athletics director Roachel Laney spent every day for the next week at the different hospitals, as did Massey and the coaching staff. Someone from the App State football team visited Johnson City daily to be with Jonathan and his family.

The staff also learned the nature of their relationship with the rest of the Southern Conference's coaches and teams. East Tennessee State made extra copies of their game films to replace the App State copies lost in the accident. Also, the ETSU branch of Fellowship of Christian Athletes met Taylor's mother and held prayer meetings at Johnson City Memorial every night.

On top of all this, the team had to prepare to face sixth-ranked and SoCon rival Furman the next Saturday on regional television and deal with the attention from media.

"I hear about a different hero every day," said Moore after listening to different people's stories. "We're grateful and fortunate that we didn't lose anyone. But one life was lost and our hearts and prayers are with that family too."

"Everyone had their own heroes," said Stroot. "Everyone had two or three guys helping them out. It's really a big family. You realize how much everyone cares for you."

The emotional week was capped by an 18-17, come-from-behind win over the Paladins. As the final seconds ticked off the clock, Searels searched for a cell phone on the field. Finding one, he dialed the number for Taylor's room in Johnson City. After getting Jonathan on the phone Searels proclaimed, "We won, Jonathan. We did it. We did it for you."

"I'll never be prouder of a program, no matter what happens on the field," said Moore, long before the Furman contest. "They've learned a lot about priorities and how fragile life and health can be. They've showed me they have qualities that will serve them well a long time after they don't play football games anymore."

For their actions that night, Searels, Best and Elliott were presented with the NCAA Award of Valor. The award is presented only in years when there is a worthy candidate or candidates. It recognizes a current intercollegiate athletics coach or administrator, or a current or former varsity letterwinner at an NCAA institution, who, when confronted with a situation involving personal danger, averted or minimized potential disaster by courageous action or noteworthy bravery. In all, the NCAA Award of Valor has only been presented 15 times since its inception in 1974.

Best, who left App State after the 2002 season to be the offensive coordinator at the University at Buffalo, retired in November 2016 as head coach at Pilot Point High School in suburban Dallas, Texas. Elliott and Searels both serve as college football coaches — Elliott as head coach at Georgia State and Searels as offensive line coach at reigning national champion Georgia.

## BRIAN STOKES

Many events on the gridiron during App State's run to consecutive NCAA Division I national championships in 2005 and '06 were described as heroic. However, App State benefited from the presence of a true hero on the field and in the locker room during the championship campaigns.

Brian Stokes came to App State in 2005 as a 26-year-old freshman. Prior to his arrival in the High Country, Stokes spent five years in the United States Marine Corps, serving deployments to over 10 countries during his military career, including two tours of duty in Iraq.

During Stokes' second tour in Iraq in 2004, the former all-state linebacker and fullback at Williams H.S. in Burlington, N.C., served in over 200 combat missions, including the invasion of Fallujah. A sergeant in the 2nd Battalion, 2nd Marines, Stokes was the commanding officer in a humvee near Lutayfiah in August 2004 when his convoy was the target of two 200-kilogram roadside bombs, which blew the 300-pound doors off Stokes' humvee when detonated within yards of the armored vehicle. Everyone in the vehicle survived, but Stokes suffered shrapnel wounds in his right arm and lost the majority of hearing in his right ear.

Following his release from active duty, Stokes and fellow Marine Wayne Norman enrolled at App State, where head coach Jerry Moore welcomed the heroes with open arms. Both were on the field for the opening kickoff in the 2005 home opener versus Coastal Carolina. Stokes was a regular contributor on special teams and played an important role in the Mountaineers winning their first-ever national title.

Little did Stokes know that just one week prior to the 21-16 victory over Northern Iowa in the 2005 NCAA Division I-AA national championship game, he was awarded a Purple Heart for the injuries he sustained in the roadside bomb attack 16 months earlier. He wasn't aware of the recognition until the Purple Heart arrived in the mail in February 2006.

Due to injury-riddled stints as a member of the football programs at East Carolina and Elon following Stokes' standout high school career, the former Shrine Bowl participant was granted just two years of eligibility at App State by the NCAA. He returned for his final gridiron campaign in 2006 and again was a key special teams performer for App State's second straight national title march.

Stokes finished his career with eight tackles in 29 games and capped his football-playing days with an appearance in the Texas vs. The Nation All-Star Classic in El Paso, Texas.

His story has been told in dozens of newspapers and on television programs across the region and nation, highlighted by an appearance on CBS' *Late, Late Show with Craig Ferguson* in 2005. He graduated from App State with a degree in criminal justice in 2008.

Stokes was one of three Iraqi War veterans to go on to play for the Mountaineers. Norman suited up for App State for its first national championship campaign in 2005 and Chris Aiken, a five-year U.S. Army military police veteran who did two tours of duty in Iraq, played defensive tackle for the Mountaineers in 2010 and 2011.



**Purple Heart recipient Brian Stokes was a special teams standout for the Mountaineers in 2005 and '06.**



# MOUNTAINEERS IN THE NATIONAL FOOTBALL FOUNDATION



COLLEGE FOOTBALL HALL OF FAME

COLLEGE FOOTBALL HALL OF FAME

JERRY MOORE  
APP STATE HEAD COACH • 1989-2012  
COLLEGE FOOTBALL HOF • 2014

DEXTER COAKLEY  
APP STATE LINEBACKER • 1993-96  
COLLEGE FOOTBALL HOF • 2011

MACK BROWN  
APP STATE HEAD COACH • 1983  
COLLEGE FOOTBALL HOF • 2018





## APP STATE ATHLETICS HALL OF FAME

Founded in 1975 by the App State Former Athletes Association, the App State Athletics Hall of Fame recognizes former coaches and student-athletes for their athletic achievements at App State. To be considered for induction, a nominee must have completed their eligibility at least five years prior to his/her nomination while coaches are eligible for nomination five years after their last season of coaching at Appalachian.

Through 2022, 83 men representing the football program have been inducted into the Hall of Fame. The entire list of football representatives in the App State Athletics Hall of Fame is below.

ATHLETICS HALL OF FAME

Name	Years	Date Inducted
S.G. Gabriel	1950-54	Sept. 13, 1975
Jack Groce	1949-53	Sept. 13, 1975
Larry Hand	1961-64	Sept. 13, 1975
Claude "Red" Smith	1930-34	Sept. 13, 1975
John Caskey	1946-49	Sept. 11, 1976
John Hollar	1940-42, 1946-49	Sept. 11, 1976
Coaker Triplett	1930-33	Sept. 11, 1976
George "Fluffy" Watts	1938-42	Sept. 11, 1976
Herman Bryson	1946-50	Sept. 17, 1977
Lloyd Hobbs	1934-37	Sept. 17, 1977
Francis L. Hoover*	1936-40; 1945-77	Sept. 17, 1977
Pat Murphy	1965-69	Sept. 17, 1977
Kidd Brewer^	1935-38	Sept. 9, 1978
Len Wilson	1934-38	Sept. 9, 1978
Bobby Agle	1965-69	Sept. 22, 1979
M.J. "Rovie" Angell	1934-38	Sept. 22, 1979
Cline Farthing	1933-37	Sept. 22, 1979
Claude Pyatte	1929-32	Sept. 22, 1979
E.C. Duggins^	1947-55	Sept. 13, 1980
Alvin Hooks	1948-52	Sept. 13, 1980
Everette McConnell	1931-35	Sept. 13, 1980
Flucie Stewart^	1935-40; 1946-47	Sept. 5, 1981
J.C. Honeycutt	1946-50	Sept. 5, 1981
Ansel Glendenning	1956-60	Sept. 18, 1982
Ivo Wortman	1930-34	Sept. 18, 1982
Carl Rudisill	1932-36	Sept. 22, 1984
Greg Van Orden	1960-63	Sept. 22, 1984
Rick Beasley	1977-81	Sept. 13, 1986
Robert Weaver	1931-35	Sept. 13, 1986
Steven Gabriel	1948-52	Sept. 12, 1987
Gill Beck	1974-77	Sept. 3, 1988
James Ollis	1952-56	Sept. 2, 1989
Steve Brown	1977-81	Sept. 1, 1990
Carl Messere*	1957-61; 1965-70	Aug. 31, 1991
Ned Pennell	1951-54	Sept. 26, 1992
Robby Price	1974-78	Sept. 11, 1993
John Settle	1983-86	Sept. 17, 1994
Dino Hackett	1981-85	Sept. 9, 1995
Emmitt Hamilton	1974-78	Sept. 9, 1995
Devon Ford	1973-77	Sept. 9, 1995
Larry Bo Buttler	1969-73	Sept. 20, 1997
Jim Brakefield^	1971-79	Sept. 20, 1997
Joe Parker	1973-77	Sept. 5, 1998
Scott McConnell	1975-78	Sept. 11, 1999
Avery Hall	1989-92	Sept. 11, 1999
Earl Henson	1934-38	Sept. 9, 2000
Bob Broome*	1936-40; 1947-59	Sept. 1, 2001
Jim Duncan^	1959-65	Sept. 1, 2001
Bobby Russell	1965-68	Sept. 11, 2004
Matt Stevens	1991-95	Sept. 11, 2004
Clayton Deskins	1968-71	Sept. 11, 2004
Jim Conger	1956-59	Sept. 17, 2005

Name	Years	Date Inducted
Rico Mack	1989-92	Sept. 17, 2005
Richard Tickle	1961-64	Sept. 17, 2005
Harold Alexander	1989-92	Sept. 9, 2006
Alvin Parker	1980-83	Sept. 9, 2006
Wayne Byrd	1963-66	Sept. 27, 2008
Dexter Coakley	1993-96	Sept. 27, 2008
Corey Hall	1997-2000	Sept. 26, 2009
Josh Jeffries	1999-2002	Sept. 26, 2009
Mark Royals	1983-85	Sept. 26, 2009
Johnny Jennings	1987-90	Sept. 11, 2010
Larry Harbin	1961-64	Sept. 10, 2011
Dwayne Pelham	1987-90	Sept. 10, 2011
Richie Williams	2002-05	Sept. 10, 2011
Anthony Downs	1984-87	Sept. 8, 2012
Derek Graham	1986-89	Sept. 8, 2012
Kevin Richardson	2004-07	Sept. 7, 2013
Jay Sutton	1992-96	Sept. 7, 2013
Matt Isenhour	2003-06	Sept. 6, 2014
Damon Scott	1993-96	Sept. 6, 2014
Armanti Edwards	2006-09	Sept. 5, 2015
Chip Hooks	1991-94	Sept. 5, 2015
Jerry Moore^	1989-2012	Sept. 5, 2015
Daniel Wilcox	1999-2000	Sept. 5, 2015
Kerry Brown	2004-2007	Sept. 10, 2016
David Jackson#	2000-2015	Sept. 10, 2016
Cedric Felton	1982-86	Sept. 9, 2017
Corey Lynch	2003-07	Nov. 17, 2018
Marques Murrell	2003-06	Nov. 17, 2018
DaVon Fowlkes	2000-04	Aug. 31, 2019
Mark LeGree	2007-10	Sept. 18, 2021
Ed Boyd	1981-84	Sept. 17, 2022

\* denotes player and coach

# denotes non-player/coach

^ denotes coach



Armanti Edwards (left) and Jerry Moore (right) became the football program's 71st and 72nd representatives in the App State Athletics Hall of Fame in 2015.

## 75TH ANNIVERSARY TEAM

On November 15, 2003, App State wrapped up its 75th anniversary of intercollegiate football by announcing its 75th Anniversary Team. The team consists of 25 of the greatest players from the first 75 years of Mountaineer football, with a representative at each position. The team was recognized during halftime of the season finale at Kidd Brewer Stadium versus Western Carolina.

### OFFENSE

Wide Receiver	Bob Agle (1965-68)
Wide Receiver	Rick Beasley (1978-80)
Tight End	Steve Wilkes (1984-87)
Offensive Line	Gill Beck (1974-77)
Offensive Line	Mike Callaway (1982-86)
Offensive Line	Derrick Graham (1986-89)
Offensive Line	Scott Kadlub (1992-96)
Offensive Line	Ted Reitzle (1937-40)
Quarterback	Steve Brown (1977-80)
Running Back	John Settle (1983-86)
Running Back	Damon Scott (1993-96)
Return Specialist	Devon Ford (1973-76)
Place Kicker	Bjorn Nittmo (1985-88)

### DEFENSE

Defensive Line	Anthony Downs (1984-87)
Defensive Line	Avery Hall (1989-92)
Defensive Line	Larry Hand (1960-64)
Defensive Line	Josh Jeffries (1999-2002)
Linebacker	Dexter Coakley (1993-96)
Linebacker	Dino Hackett (1982-85)
Linebacker	Richard Tickle (1961-64)
Defensive Back	Wayne Byrd (1963-66)
Defensive Back	Larry Harbin (1961-64)
Defensive Back	Jim Ollis (1952-55)
Defensive Back	Matt Stevens (1991-95)
Punter	Harold Alexander (1989-92)



**APP STATE ALL-AMERICANS**

Ninety-six App State players have received All-America recognition since running back Len Wilson became the Mountaineers' first All-American in 1937.

App State's 96 honorees have earned All-America recognition a total of 132 times, counting repeat or multi-year honorees, highlighted by the first four-time All-American in school history (Armanti Edwards — 2006-09) and four three-time all-Americans (Dexter Coakley — 1994-96, Corey Lynch — 2005-07, Kevin Richardson — 2005-07 and Mark LeGree — 2008-10).

ALL-AMERICANS

**KEY**

**AFCA** = American Football Coaches Association; **AP** = Associated Press; **BF** = Board of Football; **CSJ** = College Sports Journal; **CSN** = College Sporting News; **CSR** = CollegeSportsReport.com; **FG** = Football Gazette; **NAIA** = National Assoc. of Intercollegiate Athletics; **ORG** = I-AA.org; **PFF** = PFF College; **PFN** = Pro Football Network; **PB** = Playboy; **PS** = Phil Steele; **TL** = Teamlink.com; **TSN** = The Sports Network; **W** = Williamson; **WC** = Walter Camp



**Len Wilson, RB**  
1937: 1st-BF



**Ted Reitzle, C**  
1939: 3rd-AP  
1940: 2nd-W



**George Watts, T**  
1941: 2nd-AP; 3rd-W



**John Caskey, E**  
1948: 1st-AP



**Herman Bryson, RB**  
1948: 3rd-AP



**Jack Groce, RB**  
1950: 2nd-AP



**Ansel Glendenning, RB**  
1958: 1st-W



**Bob White, G**  
1960: 2nd-NAIA



**Joe Bailey, T**  
1961: 2nd-W



**Greg Van Orden, T**  
1962: 2nd-W  
1963: 1st-AP; 2nd-W




**Larry Hand, T**  
1963: 2nd-NAIA  
1964: 1st-NAIA; 2nd-AP



**Joe Parker, P**  
1974: 1st-PB



**Rick Beasley, WR**  
1979: 2nd-AP



**Ed Boyd, G**  
1984: 3rd-AP



**Dino Hackett, LB**  
1985: 1st-AP, AFCA



**John Settle, RB**  
1985: 2nd-AP  
1986: 1st-FG; 2nd-AP



**Anthony Downs, DL**  
1987: 1st-AP, AFCA,  
WC, FG, TSN




**James Hardman, OT**  
1987: 2nd-TSN



**Bjorn Nittmo, PK**  
1988: 1st-AP, AFCA;  
2nd-TSN, FG




**Derrick Graham, OT**  
1989: 1st-AP, AFCA, TSN;  
2nd-FG



**Keith Collins, DB**  
1989: 1st-AP



**Rico Mack, LB**  
1990: 3rd-AP  
1991: 1st-WC; 2nd-AP



**Harold Alexander, P**  
1991: 1st-AP, AFCA, WC, TSN, FG  
1992: 1st-AP, AFCA, WC, TSN, FG



**Gary Dandridge, DB**  
1991: 3rd-AP



**Avery Hall, DL**  
1992: 1st-AP, WC, TSN




**Brent David, LB**  
1993: 2nd-TSN



**Dexter Coakley, LB**  
1994: 1st-AP, AFCA, TSN; 2nd-FG  
1995: 1st-AP, AFCA, TSN, WC, FG  
1996: 1st-AP, AFCA, TSN, WC, FG



**Matt Stevens, DB**  
1994: 1st-AP, TSN, FG  
1995: 1st-AP, WC, FG;  
3rd-TSN




**Brad Ohrt, OT**  
1994: 1st-TSN, FG;  
3rd-AP



**William Peebles, DL**  
1994: 1st-TSN;  
2nd-AP, FG



**Chip Miller, DL**  
1994: 1st-TSN, FG  
1995: 1st-TSN, WC



**Scott Kadlub, C**  
1995: 1st-FG; 2nd-TSN  
1996: 1st-FG;  
2nd-AP, TSN



**Chad Groover, OT**  
1995: 3rd-FG  
1996: 2nd-TSN



**Damon Scott, RB**  
1996: 2nd-FG; 3rd-TSN



**Shawn Clark, G**  
1996: 3rd-AP  
1998: 1st-WC, 3rd-TSN



**Jay Sutton, PK**  
1996: 3rd-FG



**Jackie Avery, DL**  
1997: 1st-AFCA;  
2nd-AP; 3rd-TSN



**Chuck Payne, DB**  
1998: 3rd-TSN



**Rocky Hunt, DL**  
1999: 1st-WC



**Corey Hall, DB**  
1999: 1st-TSN, TL; 2nd-AP, FG  
2000: 1st-AP, WC, AFCA; 2nd-TSN



**Brian Reilly, P**  
1999: 1st-TL; 3rd-TSN



**Jimmy Freeman, DL**  
2000: 2nd-TSN; 3rd-AP



**Tyler Elkins, C**  
2000: 3rd-AP  
2001: 2nd-TSN



**Daniel Wilcox, TE**  
2000: 2nd-TSN



**Billy Young, OT**  
2000: 2nd-TSN



**Josh Jeffries, DE**  
2001: 1st-AFCA, AP, FG, TSN, WC  
2002: 1st-AFCA, AP,  
FG, ORG, TSN, WC



**Justin Seaverns, LB**  
2001: 3rd-FG, TSN



**Wayne Smith, OT**  
2001: 3rd-TSN



**Ryan Watson, DT**  
2001: 1st-FG, TSN




**Joe Patrick, OG**  
2002: 3rd-TSN



**Derrick Black, DB**  
2003: 1st-ORG



**Nate McKinney, P**  
2003: 1st-ORG;  
2nd-TSN; 3rd-AP




**K.T. Stovall, DE**  
2003: 1st-AFCA, AP,  
ORG, TSN



**DaVon Fowlkes, WR**  
2004: 1st-AFCA, AP, FG,  
ORG, TSN, WC



**Jason Hunter, DE**  
2005: 1st-ORG, FG;  
2nd-AP, TSN; 3rd-CSR



**Matt Isenhour, OT**  
2005: 1st-ORG; 2nd-TSN  
2006: 1st-AP, TSN, WC



**Corey Lynch, DB**  
2005: 1st-ORG; 2nd-AP, TSN  
2006: 1st-CSN; 2nd-TSN  
2007: 1st-AP, WC, TSN, CSN, CSR




**Marques Murrell, DE**  
2005: 1st-AP, TSN, ORG, FG, CSR, WC  
2006: 1st-AP, TSN, WC,  
AFCA, CSN



**Kevin Richardson, RB**  
2005: 3rd-FG  
2006: 1st-CSN; 3rd-AP, TSN  
2007: 3rd-TSN



**Jeremy Wiggins, DB**  
2005: 3rd-TSN  
2006: 1st-AP, TSN,  
WC, CSN



**Richie Williams, QB**  
2005: 1st-ORG;  
3rd-FG, CSR



**Daniel Bettis, TE**  
2006: 3rd-AP



**Kerry Brown, OG**  
2006: 1st-AP, TSN, AFCA, CSN  
2007: 1st-AP, WC, AFCA,  
TSN, CSN; 2nd-CSR



**Armani Edwards, QB**  
2006: 1st-CSN  
2007: 1st-CSN; 2nd-TSN  
2008: 1st-AP, AFCA, WC, TSN, CSN  
2009: AP, WC, TSN, CSN



**Pierre Banks, LB**  
2007: 1st-TSN  
2008: 3rd-TSN



**John Holt, OL**  
2007: 3rd-TSN





**Julian Rauch, PK**  
2007: 2nd-TSN



**Scott Suttle, C**  
2007: 3rd-TSN



**Gary Tharrington, DL**  
2007: 3rd-AP, TSN



**Jerome Touchstone, CB**  
2007: 1st-CSN;  
3rd-TSN



**Anthony Williams, DL**  
2007: 1st-TSN



**Jonathan Bieschke, OT**  
2008: 1st-WC,  
2nd-AP




**Cortez Gilbert, CB**  
2008: 2nd-TSN  
2009: 1st-TSN




**Mark LeGree, DB**  
2008: 1st-AP, WC, TSN, CSN  
2009: 1st-AP, AFCA, WC, TSN, CSN  
2010: 1st-AP, AFCA, WC, TSN, CSN, PS



**Jacque Roman, LB**  
2008: 1st-TSN  
2009: 1st-AFCA;  
3rd-AP, TSN




**Mario Acitelli, OL**  
2009: 1st-WC; 2nd-  
AP, TSN



**D.J. Smith, LB**  
2009: 1st-TSN, CSN  
2010: 1st-TSN, CSN;  
2nd-PS; 3rd-AP



**Jabari Fletcher, DL**  
2010: 1st-AP, AFCA,  
WC, PS; 2nd-TSN



**Daniel Kilgore, OT**  
2010: 1st-CSN,  
3rd-PS



**DeAndre Presley, QB**  
2010: 1st-CSN;  
2nd-AP, PS; 3rd-TSN



**Brian Quick, WR**  
2010: 1st-CSN; 2nd-PS  
2011: 1st-AFCA, PS,  
CSN, CSJ; 2nd-AP, TSN



**Orry Frye, OT**  
2011: 3rd-TSN



**Jeremy Kimbrough, LB**  
2011: 1st-CSJ; 2nd-TSN, PS  
2012: 1st-TSN, WC, CSN,  
CSJ; 2nd: AP



**Demetrius McCray, DB**  
2011: 4th-PS  
2012: 2nd-AP;  
3rd-TSN



**Sam Martin, P**  
2012: 1st-AP, CSJ  
3rd-TSN



**Sean Price, WR**  
2012: 1st-CSJ;  
3rd-TSN



**Bentlee Critcher, P**  
2013: 3rd-TSN

FBS ALL-AMERICANS



**Akeem Davis-Gaither, LB**  
2019: 4th-PS



**Shaun Jolly, CB**  
2019: 2nd-PFF  
2020: HM-PS



**Shemar Jean-Charles, CB**  
2020: 1st-WC;  
2nd-CSN, PFF; 3rd-PS



**Ryan Neuzil, OG**  
2020: 2nd-CSN, PFF;  
4th-PS



**Steven Jones Jr.**  
2021: 1st-FWAA,  
PS, PFN  
2nd: WC



**Chandler Staton**  
2021: 1st-PFN



**D'Marco Jackson, LB**  
2021: 2nd-PFN  
4th-PS



**Milan Tucker, KR**  
2022: 2nd-FWAA, PS



**Cooper Hodges, OT**  
2022: 3rd-PFF



### COLLEGE FOOTBALL HALL OF FAME

- 2011 - Dexter Coakley, Fisher DeBerry \* (former App State assistant)
- 2014 - Jerry Moore
- 2018 - Mack Brown

### WALTER PAYTON AWARD *Division I-AA/FCS National Player of the Year* *National Player of the Year*

- 2008 - Armanti Edwards, QB
- 2009 - Armanti Edwards, QB

### BUCK BUCHANAN AWARD *Division I-AA/FCS National Defensive Player of the Year*

- 1995 - Dexter Coakley, LB
- 1996 - Dexter Coakley, LB

### BUCK BUCHANAN AWARD FINALISTS

- 1995 - Dexter Coakley, LB (1st)
- 1996 - Dexter Coakley, LB (1st)
- 1999 - Corey Hall, DB (N/A)
- 2000 - Joe Best, LB (13th)
- 2001 - Josh Jeffries, DE (7th)
- 2002 - Josh Jeffries, DE (8th)
- 2003 - K.T. Stovall, DE (11th)
- 2005 - Marques Murrell, DE (9th)
- 2006 - Marques Murrell, DE (3rd)  
Jeremy Wiggins, DB (9th)
- 2007 - Corey Lynch, DB (2nd)
- 2008 - Mark LeGree, DB (3rd)
- 2009 - Mark LeGree, DB (5th)
- 2010 - Jabari Fletcher, DE (7th)  
D.J. Smith, LB (8th)  
Mark LeGree, DB (17th)
- 2012 - Jeremy Kimbrough, LB (2nd)  
Demetrius McCray, DB (16th)

### WALTER PAYTON AWARD FINALISTS

- 2004 - DaVon Fowlkes, WR (3rd)  
Richie Williams, QB (15th)
- 2005 - Richie Williams, QB (6th)
- 2006 - Kevin Richardson, RB (12th)
- 2007 - Kevin Richardson, RB (10th)  
Kerry Brown, OG (19th - write-in candidate)
- 2008 - Armanti Edwards, QB (1st)
- 2009 - Armanti Edwards, QB (1st)
- 2010 - DeAndre Presley, QB (3rd)
- 2011 - Brian Quick, WR (15th)
- 2012 - Jamal Londry-Jackson, QB (14th)

### JERRY RICE AWARD FINALISTS *Division I-AA/FCS National Freshman of the Year*

- 2012 - Sean Price, WR (3rd)
- 2013 - Marcus Cox, RB (2nd)  
Bentlee Critcher, P (t-17th)

### KIRKLAND BLOCKING TROPHY

- 1964 - Larry Hand, T

### EDDIE ROBINSON AWARD *Division I-AA/FCS National Coach of the Year*

- 2006 - Jerry Moore

### LIBERTY MUTUAL DIVISION I-AA/FCS COACH OF THE YEAR

- 2009 - Jerry Moore

### AFCA DIVISION I-AA/FCS NATIONAL COACH OF THE YEAR

- 2005 - Jerry Moore
- 2006 - Jerry Moore
- 2007 - Jerry Moore

### INDIVIDUAL NATIONAL STATISTICAL CHAMPION

- 1936 - Len Wilson (scoring) - NAIA
- 1974 - Joe Parker (punting) - Division I
- 1979 - Rick Beasley (receiving) - Division I
- 1991 - Harold Alexander (punting) - Division I-AA
- 1992 - Harold Alexander (punting) - Division I-AA
- 2004 - DaVon Fowlkes (receptions, receiving yards, all-purpose yards) - Division I-AA
- 2008 - Mark LeGree (interceptions) - Division I FCS

### TEAM NATIONAL STATISTICAL CHAMPION

- 2007 - Total Offense - Division I FCS
- 2018 - Defensive Fourth-Down Conversion Percentage Allowed - Division I FBS
- 2019 - Fourth-Down Conversion Percentage - Division I FBS
- 2019 - Defensive Touchdowns (T-1st) - Division I FBS



App State boasts winners of the Walter Payton (FCS National Player of the Year), Buck Buchanan (FCS Defensive Player of the Year) and Eddie Robinson (FCS National Coach of the Year) awards. App State is home to two-time winners of the Payton and Buchanan Awards in Armanti Edwards (center — 2008 and '09) and Dexter Coakley (left — 1995 and '96), respectively, while Jerry Moore (right) won the Robinson Award in 2006.





**ACADEMIC ALL-AMERICA HALL OF FAME**

2004 - Gill Beck

**NCAA POSTGRADUATE SCHOLARSHIP**

1977 - Gill Beck, C (law)  
1992 - D.J. Campbell, QB (medicine)

**NATIONAL FOOTBALL FOUNDATION NATIONAL SCHOLAR-ATHLETE**

16 recipients annually — award includes postgraduate scholarship

1992 - D.J. Campbell, QB (medicine)  
2013 - Tony Washington (architectural design)

**ACADEMIC ALL-AMERICA**

1959 - Carl Messere, C (first team)  
1960 - Carl Messere, C (first team)  
1975 - Gill Beck, C (second team)  
1976 - Gill Beck, C (second team)  
1977 - Gill Beck, C (first team)  
1992 - D.J. Campbell, QB (first team)  
2020 - Thomas Hennigan, WR (second team)

**FCS ATHLETICS DIRECTORS ASSOCIATION**

**NATIONAL ACADEMIC ALL-STAR**

2007 - Pierre Banks, LB  
2008 - Pierre Banks, LB  
2010 - Orry Frye, OL  
2012 - Tony Washington, WR

**DRADDY AWARD SEMIFINALIST**

National Football Foundation Scholar-Athlete of the Year

2008 - Pierre Banks, LB (educational media - master's)

**NATIONAL PLAYER OF THE WEEK**

**NCAA Division I-AA/FCS**


Oct. 2, 1999 - Tim Ramseur, LB (ESPN/USA Today)  
Oct. 16, 1999 - Corey Hall, DB (The Sports Network & Teamlink)  
Oct. 30, 1999 - Wes Hunter, LB (ESPN/USA Today)  
Aug. 31, 2000 - Joe Best, LB (The Sports Network)  
Sept. 23, 2000 - Jimmy Watkins, KR (The Sports Network)  
Nov. 11, 2000 - Joe Burchette, QB (The Sports Network)  
Sept. 8, 2001 - Josh Jeffries, DE (The Sports Network)  
Sept. 30, 2002 - Josh Jeffries, DE (I-AA.org)  
Oct. 14, 2002 - Derrick Black, DB (The Sports Network)  
Oct. 14, 2002 - Josh Jeffries, DE (The Sports Network)  
Oct. 14, 2002 - Josh Jeffries, DE (Football Gazette)  
Nov. 9, 2002 - Joe Burchette, QB (I-AA.org)  
Oct. 13, 2003 - K.T. Stovall, DE (The Sports Network)  
Sept. 25, 2004 - DaVon Fowlkes, WR (I-AA.org)  
Oct. 9, 2004 - Richie Williams, QB (I-AA.org/The Sports Network)  
Oct. 23, 2004 - DaVon Fowlkes, WR (The Sports Network)  
Nov. 6, 2004 - DaVon Fowlkes, WR (I-AA.org/The Sports Network)  
Sept. 3, 2005 - Corey Lynch, DB (I-AA.org)  
Sept. 17, 2005 - Kevin Richardson, RB (The Sports Network)  
Oct. 15, 2005 - Kevin Richardson, RB (I-AA.org)  
Dec. 3, 2005 - Richie Williams, QB (I-AA.org)  
Dec. 10, 2005 - Trey Elder, QB (I-AA.org)  
Dec. 10, 2005 - Jason Hunter, DE (I-AA.org)  
Dec. 16, 2005 - Jason Hunter, DE (I-AA.org)  
Dec. 16, 2005 - Zach Johnson, WR (I-AA.org)  
Dec. 16, 2005 - Marques Murrell, DE (I-AA.org)  
Sept. 9, 2006 - Pierre Banks, LB (I-AA.org)  
Sept. 23, 2006 - Dexter Jackson, RS (I-AA.org/The Sports Network)  
Oct. 14, 2006 - Corey Lynch, DB (I-AA.org)  
Oct. 28, 2006 - Kevin Richardson, RB (The Sports Network)  
Nov. 25, 2006 - Armanti Edwards, QB (College Sporting News)  
Dec. 2, 2006 - Omarr Byrom, DT (College Sporting News)  
Dec. 2, 2006 - Kevin Richardson, RB (College Sporting News)  
Dec. 9, 2006 - Marques Murrell, DE (College Sporting News)  
Dec. 9, 2006 - Kevin Richardson, RB (College Sporting News)  
Sept. 1, 2007 - Armanti Edwards, QB (SME Network)  
Sept. 1, 2007 - Corey Lynch, DB (The Sports Network/SME Network)  
Oct. 4, 2008 - Armanti Edwards, QB (College Sporting News)  
Oct. 31, 2008 - Armanti Edwards, QB (The Sports Network/College Sporting News)  
Oct. 31, 2008 - Mark LeGree, DB (The Sports Network/College Sporting News)  
Sept. 26, 2009 - D.J. Smith, LB (The Sports Network)  
Oct. 17, 2009 - Armanti Edwards, QB (The Sports Network)  
Oct. 31, 2009 - Armanti Edwards, QB (The Sports Network/College Sporting News)  
Sept. 4, 2010 - DeAndre Presley, QB (The Sports Network/College Sporting News)  
Sept. 11, 2010 - DeAndre Presley, QB (College Football Performance Awards)  
Sept. 17, 2011 - Sam Martin, K (The Sports Network)  
Sept. 24, 2011 - Jeremy Kimbrough, LB (The Sports Network)  
Oct. 6, 2012 - Jamal Londry-Jackson, QB (College Football Performance Awards)  
Oct. 12, 2013 - Bentley Critcher, P (USA College Football)

**NCAA Division I FBS**

Nov. 22, 2014 - Bobo Beathard, PR (College Football Performance Awards)  
Sept. 8, 2018 - Zac Thomas, QB (CFPA National Performer of the Week)  
Sept. 21, 2019 - Demetrius Taylor, DE (Bronko Nagurski, Athlon, Lindy's)  
Sept. 12, 2020 - Shemar Jean-Charles (PFF Defensive MVP of the Week)  
Nov. 14, 2020 - D'Marco Jackson (PFF Defensive MVP of the Week)  
Oct. 20, 2021 - Malik Williams (Capital One Orange Bowl Player of the Week)  
Nov. 6, 2021 - Steven Jones Jr. (Defensive POW via W. Camp, Nagurski, Thorpe)



Two-Star Major General Gill Beck, commander of the U.S. Army's 81st Regional Support Command, was a three-time Academic All-American at App State. At center, he is pictured at his 2004 induction into the CoSIDA Academic All-America Hall of Fame with Academic All-America chairman Dick Lipe (left) and sportscaster Dick Enberg.



D.J. Campbell (left), Pierre Banks (center) and Tony Washington are among the Mountaineers' top scholar-athletes of the past three decades. Campbell, who started every game at quarterback for the Mountaineers from 1989-92, was an Academic All-American, NCAA Postgraduate Scholarship recipient and National Football Foundation National Scholar-Athlete. Banks, who set an NCAA all-divisions record by playing in 62 games from 2004-08, was a National Academic All-Star and Draddy Award semifinalist. Washington led the Southern Conference in receiving yardage as a senior and joined Campbell as the only NFF National Scholar-Athlete Award winners in App State history.



### ALL-STAR GAME APPEARANCES

#### Senior Bowl

- 2007 - Dexter Jackson
- 2011 - Brian Quick
- 2017 - Colby Gossett
- 2018 - Jalin Moore
- 2019 - Akeem Davis-Gaither
- 2021 - D'Marco Jackson
- 2022 - Nick Hampton, Cameron Peoples

#### NFLPA Collegiate Bowl

- 2012 - Demetrius McCray
- 2013 - Tony Washington
- 2016 - Kennan Gilchrist
- 2017 - Beau Nunn, A.J. Howard
- 2019 - Jordan Fehr, Victor Johnson
- 2020 - Shemar-Jean Charles, Ryan Neuzil, Zac Thomas (Virtual)
- 2021 - Corey Sutton
- 2022 - Cooper Hodges, Steven Jones Jr.

#### East-West Shrine Game

- 1940 - Stan Anderson
- 1969 - Robert Anderson
- 2007 - Dexter Jackson
- 2016 - Ronald Blair
- 2016 - Davante Harris
- 2016 - Doug Middleton
- 2017 - Marcus Cox
- 2021 - Shaun Jolly
- 2022 - Chase Brice

#### Hula Bowl

- 2021 - Demetrius Taylor, Jalen Virgil
- 2022 - Chase Brice, Anderson Hardy

#### Tropical Bowl

- 2017 - Barrett Burns, Bentley Critcher, Tyson Fernandez
- 2020 - Shemar Jean-Charles, Zac Thomas
- 2021 - Thomas Hennigan, Baer Hunter

#### Blue-Gray Football Classic

- 1989 - Derrick Graham
- 1991 - Gary Dandridge
- 1996 - Dexter Coakley
- 2000 - Corey Hall
- 2003 - Nate McKinney

#### Gridiron Classic

- 2000 - Corey Hall

#### Battle of Florida

- 2011 - Travaris Cadet, DeAndre Presley

#### FCS Senior Scout Bowl

- 2013 - Jamal Londry-Jackson

#### Las Vegas All-American Classic

- 2002 - Brady Washburn

#### Paradise Bowl

- 2003 - K.T. Stovall

#### Texas vs. The Nation All-Star Classic

- 2006 - Brian Stokes
- 2007 - Kerry Brown, Corey Lynch
- 2010 - Daniel Kilgore, Mark LeGree, D.J. Smith

#### Raycom College Football All-Star Classic

- 2012 - Jeremy Kimbrough

### CHEVROLET PLAYER OF THE GAME

- Nov. 18, 1978 - Steve Hobbs vs. Western Carolina (ABC)
- Nov. 18, 1978 - Steve Brown vs. Western Carolina (ABC)
- Oct. 25, 1980 - Rick Beasley vs. Furman (ABC)
- Sept. 26, 1981 - Randy Joyce vs. The Citadel (ABC)
- Sept. 24, 1983 - John Settle vs. The Citadel (CBS)

### AFCA REGIONAL COACH OF THE YEAR

- 1986 - Sparky Woods
- 1994 - Jerry Moore
- 1995 - Jerry Moore
- 2005 - Jerry Moore
- 2006 - Jerry Moore
- 2008 - Jerry Moore
- 2009 - Jerry Moore



Sparky Woods (left) and Jerry Moore each own impressive records with regard to the Southern Conference Coach of the Year award. Woods is the only coach to receive the honor three consecutive years (1985-87) while Moore won the award a record eight times.

### SUN BELT CONFERENCE FRESHMAN OF THE YEAR

- 2014 - Taylor Lamb
- 2016 - Clifton Duck

### SUN BELT CONFERENCE DEFENSIVE PLAYER OF THE YEAR

- 2015 - Ronald Blair
- 2019 - Akeem Davis-Gaither
- 2021 - D'Marco Jackson

### SUN BELT CONFERENCE OFFENSIVE PLAYER OF THE YEAR

- 2016 - Jalin Moore
- 2018 - Zac Thomas
- 2019 - Darrynton Evans

### SUN BELT MALE ATHLETE OF THE YEAR

- 2017-18 - Taylor Lamb, QB

### SUN BELT CONFERENCE COACH OF THE YEAR

- 2018 - Scott Satterfield

### SUN BELT CONFERENCE NEWCOMER OF THE YEAR

- 2021 - Chase Brice

### SOUTHERN CONFERENCE HALL OF FAME

- 2011 - Dexter Coakley
- 2014 - Jerry Moore
- 2016 - Armanti Edwards

### SOUTHERN CONFERENCE MALE ATHLETE OF THE YEAR

#### Bob Waters Award

- 1979-80 - Rick Beasley, WR
- 1986-87 - John Settle, RB
- 1995-96 - Dexter Coakley, LB
- 1996-97 - Dexter Coakley, LB
- 2004-05 - DaVon Fowlkes, WR
- 2005-06 - Richie Williams, QB
- 2006-07 - Marques Murrell, DE
- 2009-10 - Armanti Edwards, QB

### SOUTHERN CONFERENCE PLAYER OF THE YEAR

#### Media (Roy M. Hawley Award)

- 1979 - Rick Beasley, WR
- 1986 - John Settle, RB
- 1987 - Anthony Downs, DT
- 1991 - Rico Mack, LB
- 1992 - Avery Hall, DT
- 1994 - Dexter Coakley, LB
- 1995 - Dexter Coakley, LB
- 1996 - Dexter Coakley, LB
- 2002 - Josh Jeffries, DE
- 2004 - DaVon Fowlkes, WR
- 2005 - Richie Williams, QB
- 2006 - Kevin Richardson, RB
- 2007 - Corey Lynch, DB
- 2008 - Armanti Edwards, QB
- 2009 - Armanti Edwards, QB
- 2010 - DeAndre Presley, QB

#### Coaches

- 1992 - Avery Hall, DT
- 1994 - Dexter Coakley, LB
- 1995 - Dexter Coakley, LB
- 1996 - Dexter Coakley, LB
- 2002 - Josh Jeffries, DE
- 2003 - K.T. Stovall, DE
- 2004 - DaVon Fowlkes, WR
- 2005 - Richie Williams, QB
- 2006 - Marques Murrell, DE  
Kevin Richardson, RB
- 2007 - Corey Lynch, DB
- 2008 - Armanti Edwards, QB  
Jacque Roman, LB
- 2009 - Armanti Edwards, QB
- 2010 - DeAndre Presley, QB
- 2012 - Jeremy Kimbrough, LB

### SOUTHERN CONFERENCE FRESHMAN OF THE YEAR

- 1983 - John Settle, RB
- 1985 - Tim Sanders, RB
- 1991 - Chip Hooks, RB
- 1993 - Dexter Coakley, LB
- 2006 - Armanti Edwards, QB
- 2012 - Sean Price, WR
- 2013 - Marcus Cox, RB

### SOUTHERN CONFERENCE JACOBS BLOCKING TROPHY

- 1976 - Gill Beck, C
- 1977 - Gill Beck, C
- 1987 - James Hardman, T
- 1989 - Derrick Graham, T
- 2005 - Matt Isenhour, T
- 2006 - Kerry Brown, G
- 2007 - Kerry Brown, G
- 2009 - Mario Acitelli, T

### SOUTHERN CONFERENCE COACH OF THE YEAR

- 1985 - Sparky Woods
- 1986 - Sparky Woods
- 1987 - Sparky Woods
- 1991 - Jerry Moore
- 1994 - Jerry Moore
- 1995 - Jerry Moore
- 1995 - Jerry Moore
- 2005 - Jerry Moore
- 2006 - Jerry Moore
- 2008 - Jerry Moore
- 2009 - Jerry Moore
- 2010 - Jerry Moore





**ALL-NORTH STATE CONFERENCE**

- 1931 - Smith, LT\*
- McKinney, RG\*
- Fitzgerald, QB\*
- 1936 - Cline Farthing, RG\*
- Len Wilson, FB\*
- 1937 - Rovie Angell, QB\*
- Irwin Smith, LG\*
- Len Wilson, FB\*
- 1938 - J.C. Hawkins, RT\*
- Phil Hudson, QB\*
- 1939 - Henderson Baker, QB\*
- Phil Hudson, HB\*
- Ted Reitzle, C\*
- 1940 - Henderson Baker, FB\*
- Ted Reitzle, C\*
- Fluffy Watts, LT\*
- 1941 - George Watts, RT\*
- 1946 - Vernon Felton, C\*
- John Hollar, HB\*
- Ed Mamorella, BB\*
- 1947 - Marvin Hoffman, BB\*
- John Hollar, FB\*
- J.C. Honeycutt, C\*
- John Kirk, T\*
- 1948 - Wilson Alford, G\*
- Herman Bryson, RB\*
- John Caskey, E\*
- J.C. Honeycutt, C\*
- Tom Murdock, HB\*
- 1949 - Wilson Alford, G\*
- Herman Bryson, RB\*
- John Caskey, E\*
- J.C. Honeycutt, C\*
- Pete Mills, FB\*
- 1950 - Bill Cleary, T\*
- Jack Groce, B\*
- Tom Hendrix, E\*
- Jack Pennell, G\*
- Mac Smith, C\*
- 1951 - Bobby Joe Baker, G\*
- Jack Groce, B\*
- Bob Lassiter, G
- 1952 - Bob Clendenin, E\*
- 1953 - Bobby Joe Baker, G\*
- Shirley Gabriel, RB\*
- Bob Clendenin, E\*
- Mack Haynes, T
- Ben Quinn, G
- Mack Smith, C
- 1954 - Ned Pennell, QB\*
- 1957 - Phil Triplett, G\*
- 1958 - Cal Bursleson, E\*
- Ansel Glendenning, B\*
- 1959 - Cal Bursleson, E\*
- Jim Conger, T\*
- Ansel Glendenning, B\*
- Carl Messere, C\*
- Jack White, G\*
- 1960 - Bob White, G\*

**ALL-CAROLINAS CONFERENCE**

- 1961 - Joe Bailey, T
- Don Gardiner, B
- Bill Isaacs, C
- Oval Jaynes, E
- Frank Smith, G
- 1962 - Jim Hayes, B
- Joe Hightower, E
- Richard Tickle, G
- Greg Van Orden, T
- 1963 - Larry Crutchfield, G
- Larry Hand, T
- Larry Harbin, E

- 1964 - Greg Van Orden, T
- Larry Hand, T
- Larry Harbin, E
- Larry Lawing, B
- Don Mauldin, T
- Richard Tickle, LB
- 1965 - Wayne Byrd, B
- 1966 - Wayne Byrd, B
- Jim Corne, G
- 1967 - Bobby Russell, G

**ALL-SOUTHERN CONFERENCE**

- 1972 - Ron Reynolds, DT\*
- 1973 - Ron Reynolds, DT\*
- 1974 - Jerry Harmon, PK\*
- Larry Mckenzie, DB\*
- Joe Parker, P\*
- Fred Snipes, NG\*
- 1975 - Gill Beck, C\*
- Gary Davis, PK\*
- Emmitt Hamilton, RB\*
- Quinton McKinney, DB\*
- Joe Parker, P\*
- Robby Price, QB\*
- Andre Staton, OT\*
- Tom Sofield, OG\*
- 1976 - Gill Beck, C\*
- Donnie Holt, WR\*
- Joe Parker, P\*
- Andre Staton, OG\*
- 1977 - Gill Beck, C\*
- Emmitt Hamilton, RB
- Jay McDonald, DE
- Pat Murphy, LB
- 1978 - Russell Wilson, OG
- Rick Beasley, WR\*
- Sami Killman, DE\*
- Scott McConnell, RB\*
- Pat Murphy, LB\*
- Mike Pritchett, DB
- Russell Wilson, OT
- 1979 - Stan Cunningham, TE
- Rick Beasley, WR\*
- Steve Brown, QB
- Gary Falden, DB
- Gaither Weeks, OG
- 1980 - Greg Angle, LB
- Rick Beasley, WR\*
- Steve Brown, QB\*
- Jerry Moses, DE\*
- John Olson, OG\*
- Jeff Vincent, DB\*
- 1981 - Chuck Gordon, NG
- Rusty Hicks, DE
- Jerome McDaniel, WR
- Chris Porter, DB
- Gaither Weeks, OG
- Darren Wilson, DE
- 1982 - Leroy Howell, DE
- Terrell Murphy, WR
- Alvin Parker, RB\*
- Joe Whisonant, OT
- Darren Wilson, DT
- 1983 - Ed Boyd, OG\*
- Chris Patton, NG
- Mark Royals, P
- John Settle, RB
- Alonzo Upshur, WR
- Jeff Wilson, OT
- 1984 - Ed Boyd, OG\*
- Dino Hackett, LB
- Chris Patton, NG
- John Settle, RB
- 1985 - Mike Callaway, OT\*
- Anthony Downs, DT\*

- Dino Hackett, LB\*
- Chris Melick, DE\*
- John Settle, RB\*
- Struggy Smith, DB\*
- 1986 - Jimmy Armstrong, DB\*
- Mike Callaway, OT\*
- Anthony Downs, DT\*
- Cedric Felton, LB\*
- Robert Joyce, OG
- Chris Melick, DE
- Bjorn Nittmo, PK
- Terry Poore, C
- John Settle, RB\*
- 1987 - Kenny Blacknell, LB\*
- Tony Cox, P\*
- Anthony Downs, DT\*
- James Hardman, OG\*
- Bjorn Nittmo, PK
- Leonard Lee, DB
- Terry Poore, C\*
- Tim Sanders, RB
- 1988 - Chris Conner, DT
- Keith Collins, DB
- Tony Cox, P
- Stacy Friel, OG
- Bobby Fuller, QB
- Derrick Graham, OT\*
- Jay Killen, C
- Johnny Jennings, LB
- Bjorn Nittmo, PK\*
- Jimmy Snowden, DT\*
- Harold Alexander, P
- 1989 - Keith Collins, DB\*
- Chris Conner, DT
- Gary Dandridge, DB\*
- Jeff Dudan, TE
- Stacy Friel, OG
- Derrick Graham, OT\*
- Avery Hall, DT\*
- Johnny Jennings, LB
- Ritchie Melchor, RB\*
- Jay Millson, PK
- Mark Moore, DE
- Dwayne Pelham, LB
- Chuck Phifer, DE
- Mike Strickland, OG
- Xeno Williams, LB
- 1990 - Harold Alexander, P\*
- Greg Barnette, OT\*
- Donnie Durham, LB
- Avery Hall, DT\*
- Johnny Jennings, LB
- Rico Mack, LB\*
- Dwayne Pelham, LB\*
- Chuck Phifer, DE
- 1991 - Harold Alexander, P\*
- Wesley Charles, OT
- Gary Dandridge, DB\*
- Brent David, LB
- Avery Hall, DT\*
- Kitt Hill, OG\*
- Chip Hooks, RB\*
- Rico Mack, LB\*
- Mark Mayo, DB
- Pat Moore, DT
- 1992 - Harold Alexander, P\*
- Jason Budinger, OG
- Brent David, LB\*
- Avery Hall, DT\*
- Chip Hooks, RB
- Rico Mack, LB\*
- Jay Millson, PK
- Anthony Smith, WR
- Sean Swoope, DE\*


- 1993 - Brent David, LB
- Chip Hooks, RB\*
- Brad Ohrt, OG
- William Peebles, DT\*
- Kevin Sikorski, DE\*
- Matt Stevens, DB
- 1994 - Dexter Coakley, LB\*
- Joe DiBernardo, LB
- Allen Guinn, P
- Chip Hooks, RB
- Chip Miller, DL\*
- Brad Ohrt, OT\*
- William Peebles, DT\*
- Johnny Smith, DB
- Matt Stevens, DB\*
- 1995 - Shawn Clark, OG\*
- Dexter Coakley, LB\*
- Jamie Coleman, DB\*
- Joe DiBernardo, LB
- Shawn Elliott, DE\*
- Chad Groover, OT\*
- Allen Guinn, P\*
- Scott Kadlub, C\*
- Chip Miller, DE
- Scott Satterfield, QB\*
- Damon Scott, RB
- Matt Stevens, DB\*
- Jay Sutton, PK\*
- 1996 - Jackie Avery, DT\*
- Shawn Clark, OG\*
- Dexter Coakley, LB\*
- Gordon Fenderson, DB\*
- Chad Groover, OT\*
- Allen Guinn, P\*
- Scott Kadlub, C\*
- Dave Pastusic, OT
- Damon Scott, RB\*
- Jeff Vollmer, TE
- 1997 - Jackie Avery, DL
- Bake Baker, QB
- Chris Barden, PK
- Tony Bequette, OL
- Ken Byrd, DE
- Steve Carson, DL
- Joey Gibson, WR
- Gerard Hardy, RB
- Frank Leatherwood, TE
- 1998 - Tony Bequette, OL
- Shawn Clark, OL\*
- Cedrone Hodges, OL\*
- Rocky Hunt, DL\*
- Frank Leatherwood, TE\*
- Jamie Lovern, DL
- Adam Neiheisel, LB
- Chuck Payne, DB\*
- Brian Reilly, P
- Daryl Skinner, WR\*
- 1999 - Remi Awolowo, DB
- Corey Hall, DB\*
- Rocky Hunt, DL\*
- Jamie Lovern, DL\*
- Bryan Metts, OT
- Joe Patrick, OG
- Karim Razzak, RB
- Brian Reilly, P\*
- Daryl Skinner, WR
- Justin Seaverns, LB
- 2000 - Troy Albea, WR\*
- Joe Best, LB\*
- Tyler Elkins, C\*
- Jimmy Freeman, DE\*
- Corey Hall, DB\*
- Josh Jeffries, DE\*
- Nathan McKinney, P\*



Emmitt Hamilton was the first App State running back to earn All-Southern Conference recognition, doing so in 1975 and '77.



Rico Mack (99) and Avery Hall (94) combined to earn first-team All-SoCon plaudits seven times. Hall is App State's only four-time first-team All-SoCon selection.



Chip Hooks was a four-time all-SoCon honoree from 1991-94 — first-team as a freshman and junior, second-team as a sophomore and senior.



- Justin Seaverns, LB
- Jimmy Watkins, RS
- Daniel Wilcox, TE\*
- Billy Young, OT\*
- 2001 - Tyler Elkins, C
- Sterling Hayward, WR
- Wes Hunter, LB
- Josh Jeffries, DE\*
- Andrew Layton, WR
- Nygel Rogers, DB\*
- Justin Seaverns, LB\*
- Wayne Smith, OT\*
- 2002 - Ryan Watson, DT\*
- Jerry Beard, RB
- Derrick Black, DB\*
- Scott Cornatzer, DB\*
- DaVon Fowlkes, RS\*
- Josh Jeffries, DE\*
- Jay Lyles, DB
- John Mannino, DT
- Joe Patrick, OG\*
- Nygel Rogers, DB
- Sam Smalls, LB\*
- K.T. Stovall, DE\*
- Jim Vasquez, OT\*
- 2003 - Mark Wright, PK\*
- Derrick Black, DB\*
- DaVon Fowlkes, RS\*
- Corey Lynch, DB
- Nate McKinney, P\*
- Leon Moore, DE\*
- Erik Rockhold, PK
- Sam Smalls, LB\*
- K.T. Stovall, DE\*
- 2004 - Jerelle Carter, LB
- DaVon Fowlkes, WR\*/RS\*
- Matt Isenhour, OT
- Marques Murrell, DL\*
- Grant Oliver, OT
- Nygel Rogers, DB\*
- Jeremy Wiggins, DB
- Richie Williams, QB\*
- 2005 - Daniel Bettis, TE\*
- Kerry Brown, OG\*
- Jason Hunter, DE\*
- Matt Isenhour, OT\*
- Jermame Little, WR\*
- Corey Lynch, DB\*
- Marques Murrell, DE\*
- Grant Oliver, OT\*
- Kevin Richardson, RB\*
- Monte Smith, LB
- Jeremy Wiggins, DB\*
- Richie Williams, QB\*
- 2006 - Mario Acitelli, OL
- Pierre Banks, LB
- Daniel Bettis, TE\*
- Kerry Brown, OL\*
- Omarr Byrom, DL
- Armani Edwards, QB\*
- Matt Isenhour, OL\*
- Dexter Jackson, RS\*/WR
- Corey Lynch, DB\*
- William Mayfield, WR\*
- Marques Murrell, DL\*
- Julian Rauch, PK\*
- Kevin Richardson, RB\*
- Jeremy Robertson, OL\*
- Monte Smith, LB
- Scott Suttle, OL\*
- Gary Tharrington, DL
- Jerome Touchstone, DB
- Jeremy Wiggins, DB\*
- 2007 - Pierre Banks, LB\*
- Kerry Brown, OL\*
- Brad Coley, OL
- Armani Edwards, QB
- John Holt, OL
- Dexter Jackson, WR
- Corey Lynch, DB\*
- Julian Rauch, PK\*
- Kevin Richardson, RB\*
- Tony Robertson, DL

- Scott Suttle, OL\*
- Gary Tharrington, DL\*
- Jerome Touchstone, DB\*
- 2008 - Anthony Williams, DL
- Mario Acitelli, OL\*
- Pierre Banks, LB\*
- Jonathan Bieschke, OL\*
- Brad Coley, OL\*
- Armani Edwards, QB\*
- Jabari Fletcher, DL\*
- Cortez Gilbert, DB\*
- Ben Jordan, TE\*
- Mark LeGree, DB\*
- Jacque Roman, LB\*
- D.J. Smith, LB
- Anthony Williams, DL
- 2009 - Neil Young, P\*
- Mario Acitelli, OL\*
- Malcolm Bennett, DL
- Armani Edwards, QB\*
- Jabari Fletcher, DL\*
- Ed Gainey, DB
- Cortez Gilbert, DB\*
- CoCo Hillary, KR\*/WR
- Brett Irvin, OL\*
- Ben Jordan, TE\*
- Mark LeGree, DB\*
- Pat Mills, OL
- Devon Moore, RB\*
- Jacque Roman, LB\*
- D.J. Smith, LB\*
- 2010 - Lanston Tanyi, DL
- Jason Vitaris, PK
- Travaris Cadet, RB\*
- Jabari Fletcher, DL\*
- Orry Frye, OL
- Ed Gainey, DB
- Brett Irvin, OL\*
- Ben Jordan, TE\*
- Daniel Kilgore, OL\*
- Mark LeGree, DB\*
- Pat Mills, OL\*
- DeAndre Presley, QB\*
- Brian Quick, WR
- D.J. Smith, LB\*
- Jason Vitaris, PK\*
- 2011 - Justin Wray, LB
- Travaris Cadet, RB
- Orry Frye, OL\*
- Ben Jordan, TE
- Jeremy Kimbrough, LB\*
- Sam Martin, P/PK
- Demetrius McCray, CB\*
- Brian Quick, WR\*
- Matt Ruff, OL
- Troy Sanders, S
- 2012 - Ronald Blair, DE\*
- Brandon Grier, LB
- Jamal Jackson, QB\*
- Jeremy Kimbrough, LB\*
- Sam Martin, P\*/PK
- Demetrius McCray, CB\*
- Steven Miller, RB\*
- Andrew Peacock, WR
- Sean Price, WR\*
- Troy Sanders, S\*
- 2013 - Tony Washington, RS
- Karl Anderson, ILB
- Marcus Cox, RB\*
- Bentlee Critcher, P\*
- Kendall Lamm, OL\*
- Andrew Peacock, WR
- Tony Washington, WR\*

ALL-SUN BELT CONFERENCE

- 2014 - Kendall Lamm, OL\*
- Doug Middleton, DB\*
- Marcus Cox, RB
- Ronald Blair, DL
- John Law, LB
- Drew Bailey, TE^
- Parker Collins, OL^
- Kennan Gilchrist, LB^
- Joel Ross, DB^

- 2015 - Ronald Blair, DL\*
- Jesse Chapman, OL\*
- John Law, LB\*
- Latrell Gibbs, DB\*
- Zach Matics, PK\*
- Marcus Cox, RB
- Parker Collins, OL
- Davante Harris, OL
- Eric Boggs, LB
- Barrett Burns, TE^
- Taylor Lamb, QB^
- Devan Stringer, LB^
- Doug Middleton, DB^
- 2016 - Jalin Moore, RB\*
- Parker Collins, OL\*
- Colby Gossett, OL\*
- Clifton Duck, DB\*
- Mondo Williams, DB\*
- Marcus Cox, RB
- Shaedon Meadors, WR
- Beau Nunn, OL
- Eric Boggs, LB
- Kennan Gilchrist, LB
- Dezmin Reed, DL
- Tee Sims, DL
- Taylor Lamb^
- Barrett Burns^
- A.J. Howard^
- Myquon Stout^
- 2017 - Jalin Moore, RB\*
- Ike Lewis, WR\*
- Victor Johnson, OL\*
- Colby Gossett, OL\*
- Beau Nunn, OL\*
- Clifton Duck, DB\*
- Eric Boggs, LB\*
- Tee Sims, DL\*
- Taylor Lamb, QB
- Tae Hayes, DB
- A.J. Howard, DB+
- Devan Stringer, LB+
- Caleb Fuller, DL+
- Anthony Flory, LB^
- Myquon Stout, DL^
- Collin Reed, TE^
- 2018 - Thomas Hennigan, WR^
- Darrynton Evans, RB\*
- Victor Johnson, OL\*
- Myquon Stout, DL\*
- Jordan Fehr, LB\*
- Clifton Duck, DB\*
- Desmond Franklin, DB\*
- Zac Thomas, QB
- Corey Sutton, WR
- Chandler Greer, OL
- Noah Hannon, OL
- Akeem Davis-Gaither, LB
- Collin Reed, TE+
- Anthony Flory, LB+
- Tae Hayes, DB+
- Clifton Duck, RS+
- Darrynton Evans, AP+
- Josh Thomas, DB^
- Noel Cook, LB^
- Ryan Neuzil, OL^
- Henry Pearson, TE^
- 2019 - Darrynton Evans, RB\*
- Noah Hannon, OL\*
- Victor Johnson, OL\*
- Demetrius Taylor, DL\*
- Akeem Davis-Gaither, LB\*
- Shaun Jolly, DB\*
- Thomas Hennigan, WR
- Corey Sutton, WR
- Cooper Hodges, OL
- Baer Hunter, OL
- Jordan Fehr, LB
- Josh Thomas, DB
- Zac Thomas, QB+
- E.J. Scott, DL+
- Desmond Franklin, DB+
- Ryan Neuzil, OL^
- Noel Cook, LB^

- 2020 - Malik Williams, WR^
- Marcus Williams Jr., RB^
- Noah Hannon, OL\*
- Baer Hunter, OL\*
- Demetrius Taylor, DL\*
- Shemar Jean-Charles, DB\*
- Shaun Jolly, DB\*
- Cameron Peoples, RB
- Cooper Hodges, OL
- D'Marco Jackson, LB
- Zac Thomas, QB+
- Daetrich Harrington, RB+
- Thomas Hennigan, WR+
- Malik Williams, WR+
- Ryan Neuzil, OL+
- Kaiden Smith, DB+
- Jalen Virgil, RS+
- Brendan Harrington, LB^
- Ryan Huff, DB^
- Caleb Spurlin, DI^
- Henry Pearson, TE^
- Baer Hunter, OL\*
- 2021 - Cooper Hodges, OL\*
- Corey Sutton, WR\*
- Nate Noel, RB\*
- Demetrius Taylor, DL\*
- D'Marco Jackson, LB\*
- Steven Jones Jr., DB\*
- Shaun Jolly, DB\*
- Chandler Staton, K\*
- Cameron Peoples, RB
- Malik Williams, WR
- Thomas Hennigan, WR
- Trey Cobb, LB
- Kaiden Smith, DB
- Jalen Virgil, RET
- Chase Brice, QB+
- Anderson Hardy, OL+
- Nick Hampton, LB+
- Caleb Spurlin, AP+
- T.D. Roof, LB^
- Jordan Earle, DL^
- Ryan Huff, DB^
- 2022 - Henry Pearson, TE^
- Nick Hampton, LB\*
- Anderson Hardy, OL\*
- Cooper Hodges, OL\*
- Henry Pearson, TE
- Steven Jones Jr., DB
- Isaiah Helms, OL+
- Milan Tucker, RS+
- Chase Brice, QB^
- Jalen McLeod, LB^
- Nate Noel, RB^
- Kaedin Robinson, WR^

\* Denotes First-Team Selection  
Second-Team Selections have no markings  
+ Denotes Third-Team Selection  
^ Denotes Honorable Mention

SoCon ALL-FRESHMAN TEAM

- 2008 - Ed Gainey, DB
- Ben Jordan, TE
- Brian Quick, WR
- Lanston Tanyi, DL
- 2009 - Michael Frazier, LB
- Justin Lloyd, LB
- Sam Martin, P
- 2010 - Patrick Blalock, DB
- Alex Acey, OL
- 2011 - Ronald Blair, DE
- Doug Middleton, DB
- 2012 - Stephen Burns, DL
- Shaq Counts, OL
- Davante Harris, DL
- Malachi Jones, WR
- Sean Price, WR
- 2013 - Marcus Cox, RB
- Bentlee Critcher, P
- Kennan Gilchrist, OLB
- Alex Gray, DB
- John Law, ILB



Jalin Moore, shown here scoring a touchdown against Louisiana in 2017, was a two-time all-conference selection at running back.





**SOUTHERN CONFERENCE PLAYERS OF THE WEEK**

**1972**  
9/13 D - Ron Reynolds, DT  
**1973**  
10/27 D - David Webb, DE  
**1974**  
10/19 O - Jerry Harmon, PK  
D - Fred Snipes, NG  
O - Joe Parker, P  
11/2 D - Julius Thomas, LB  
**1975**  
9/13 O - Emmitt Hamilton, RB  
9/20 O - Calvin Simon, RB  
D - Julius Thomas, LB  
10/4 D - Gilbert Rossie, DL  
10/18 O - Emmitt Hamilton, RB  
11/8 O - Robby Price, QB  
**1976**  
10/30 O - Scott McConnell, RB  
**1977**  
10/1 O - Emmitt Hamilton, RB  
D - Pat Murphy, LB  
**1978**  
9/16 O - Steve Brown, QB  
9/23 D - Pat Murphy, LB  
9/30 O - Steve Brown, QB  
10/21 O - Eddie Estes, RB  
11/18 O - Scott McConnell, RB  
**1980**  
9/6 O - Rick Beasley, WR  
9/27 O - Steve Brown, QB  
**1981**  
9/19 O - Stan Goodson, QB  
**1982**  
10/2 O - Stan Goodson, QB  
10/30 O - Stan Goodson, QB  
**1983**  
9/3 O - Billy Van Aman, PK  
D - Joel Carter, LB  
O - Randy Joyce, QB  
10/1  
**1984**  
10/20 D - Dino Hackett, LB  
11/17 O - John Settle, RB  
**1985**  
9/7 O - John Settle, RB  
9/14 O - Tim Sanders, RB  
9/21 O - John Settle, RB  
D - Dino Hackett, LB  
9/28 D - Dino Hackett, LB  
10/26 D - Dino Hackett, LB  
11/9 O - John Settle, RB  
D - Dino Hackett, LB  
11/16 D - Chris Melick, DE  
11/23 D - Dino Hackett, LB  
**1986**  
9/6 O - John Settle, RB  
10/4 O - John Settle, RB  
10/11 D - Kenny Blacknell  
10/25 O - John Settle, RB  
11/8 O - John Settle, RB  
**1987**  
9/5 D - David Freeland, DT  
10/24 O - Tim Sanders, RB  
D - Leonard Lee, DB  
D - Anthony Downs, DT  
**1988**  
9/3 O - Bobby Fuller, QB  
10/8 D - Mike Frier, DT  
10/22 F - Rocky Clay, RB  
11/5 F - Lance Redding, QB  
11/19 O - Bobby Fuller, QB  
**1989**  
9/2 F - D. J. Campbell, QB  
9/9 O - Ritchie Melchor, RB  
D - Keith Collins, DB  
F - Harold Alexander, P  
9/30 F - Anthony Smith, WR  
10/7 D - Gary Dandridge, DB  
F - Al Ellis, RB  
10/28 O - Ritchie Melchor, RB  
F - D.J. Campbell, QB  
11/4 O/F - D.J. Campbell, QB  
11/18 D - Dwayne Pelham, LB  
**1990**  
9/29 D - Rico Mack, LB  
11/17 D - Rico Mack, LB  
F - Johnny Smith, RB  
**1991**  
8/31 D - Harold Alexander, P  
9/14 D - Steve Wilks, DB  
F - Chip Hooks, RB  
9/28 O/F - Chip Hooks, RB  
10/5 D - Rico Mack, LB  
F - Nate Abraham, RB  
10/12 F - Chip Hooks, RB  
10/19 D - Avery Hall, DT  
11/16 F - Chip Hooks, RB

**1992**  
9/26 D - Avery Hall, DT  
10/10 F - Willie McLain, RB  
11/7 D - Sean Swoope, DE  
11/21 D - Avery Hall, DT  
**1993**  
9/18 F - Dexter Coakley, LB  
9/25 D - Dexter Coakley, LB  
F - Gerard Hardy, RB  
10/30 O - Scott Satterfield, QB  
F - Damon Scott, RB  
**1994**  
9/26 O - Don Blue, WR  
D - Dexter Coakley, LB  
10/3 D - William Peebles, DL  
10/24 D - Johnny Smith, DB  
11/7 O - Aldwin Lance, RB  
11/14 D - Chip Miller, DL  
9/4 O - Scott Satterfield, QB  
9/18 O - Damon Scott, RB  
10/16 D - Dexter Coakley, LB  
10/23 D - Dexter Coakley, LB  
11/13 D - Dexter Coakley, LB  
F - Joey Hall, LB  
**1996**  
9/1 D - Dexter Coakley, LB  
9/22 O - Gerard Hardy, RB  
10/6 D - Dexter Coakley, LB  
10/13 D - Dexter Coakley, LB  
10/20 D - Gordon Fenderson, DB  
11/3 O - Damon Scott, RB  
11/24 F - Chuck Payne, DB  
**1997**  
9/20 F - Daryl Skinner, WR  
10/4 F - Daryl Skinner, WR  
10/18 O - Gerard Hardy, RB  
D - Earl Hunter, LB  
D - Ken Byrd,  
11/1  
**1998**  
9/12 D - Chuck Payne, DB  
10/3 O - Daniel Jeremiah, QB  
10/10 O - Daryl Skinner, WR  
11/14 O - Terrence McCall, RB  
**1999**  
9/4 F - Joe Patrick, OL  
9/11 O - Karim Razzak, RB  
D - Corey Hall, DB  
10/2 D - Tim Ramseur, LB  
10/16 D - Corey Hall, DB  
11/7 D - Justin Seaverns, LB  
**2000**  
9/30 D - Du'Shon Martin, DB  
10/7 O - Joe Burchette, QB  
11/11 O - Joe Burchette, QB  
D - Josh Jeffries, DE  
**2001**  
9/8 D - Josh Jeffries, DE  
10/20 O - Joe Burchette, QB  
F - Jermane Little, WR  
O - Jimmy Watkins, RB  
10/27 F - Jonathan Lyles, DB  
**2002**  
9/16 F - Brad West, LB  
9/30 D - Josh Jeffries, DE  
O - Joe Burchette, QB  
10/14 D - Josh Jeffries, DE  
11/2 D - Scott Cornatzer, DB  
**2003**  
10/6 F - Alan Atwater, RB  
10/13 D - K.T. Stovall, DE  
10/20 F - Corey Lynch, DB  
11/3 F - Alan Atwater, RB  
11/10 D - Sam Smalls, LB  
11/17 D - K.T. Stovall, DE  
**2004**  
9/11 O - Richie Williams, QB  
9/18 O - Richie Williams, QB  
10/2 D - Jeremy Wiggins, DB  
F - Trey Elder, QB  
10/9 O - Richie Williams, QB  
10/23 O - DaVon Fowlkes, WR  
11/6 O - DaVon Fowlkes, WR  
**2005**  
9/17 O - Kevin Richardson, RB  
9/24 D - Marques Murrell, DE  
O - Richie Williams, QB  
10/8 O - Richie Williams, QB  
10/15 O - Kevin Richardson, RB  
10/22 O - Richie Williams, QB  
10/29 O - Richie Williams, QB  
11/12 D - Marques Murrell, DE  
O - Richie Williams, QB

**2006**  
9/9 D - Pierre Banks, LB  
9/16 F - Gary Tharrington, DE  
9/23 D - Jeremy Wiggins, DB  
F - Armanti Edwards, QB  
9/30 F - Armanti Edwards, QB  
10/7 D - Jeremy Wiggins, DB  
F - Armanti Edwards, QB  
10/14 D - Corey Lynch, DB  
10/21 F - Armanti Edwards, QB  
10/28 O - Kevin Richardson, RB  
D - Corey Lynch, DB  
O - Kevin Richardson, RB  
11/11 F - Armanti Edwards, QB  
**2007**  
9/1 O - Armanti Edwards, QB  
9/8 D - Corey Lynch, DB  
O - Trey Elder, QB  
9/15 D - Anthony Williams, DT  
9/29 O - Kevin Richardson, RB  
10/27 D - Corey Lynch, DB  
11/3 O - Armanti Edwards, QB  
11/10 O - Kevin Richardson, RB  
11/17 D - D.J. Smith, LB  
**2008**  
8/30 D - Jacque Roman, LB  
9/6 O - Robert Welton, RB  
9/27 O - Devin Radford, RB  
10/4 O - Armanti Edwards, QB  
D - Cortez Gilbert, DB  
10/11 D - D.J. Smith, LB  
O - Armanti Edwards, QB  
10/18 O - Armanti Edwards, QB  
10/31 D - Mark LeGree, DB  
F - Brian Quick, WR  
11/22 O - DeAndre Presley, QB  
F - DeAndre Presley, QB  
**2009**  
9/26 D - D.J. Smith, LB  
10/10 O - Devon Moore, RB  
10/17 O - Armanti Edwards, QB  
D - Mark LeGree, DB  
S - Jason Vitaris, PK  
**2010**  
9/4 O - DeAndre Presley, QB  
9/11 O - Brian Quick, WR  
9/18 S - Jason Vitaris, PK  
9/25 O - DeAndre Presley, QB  
S - Sam Martin, P  
10/9 O - DeAndre Presley, QB  
10/16 O - DeAndre Presley, QB  
10/23 D - Jabari Fletcher, DE  
10/30 D - Jabari Fletcher, DE  
S - Sam Martin, P  
11/13 O - Devon Moore, RB  
S - Jason Vitaris, PK  
**2011**  
9/5 S - Sam Martin, P/PK  
9/19 S - Sam Martin, P/PK  
9/26 D - Jeremy Kimbrough, LB  
10/24 S - Travaris Cadet, KR  
10/31 F - Ronald Blair, DE  
11/14 S - Drew Stewart, PK  
**2012**  
9/3 S - Sam Martin, P/PK  
9/10 O - Jamal Londry-Jackson, QB  
9/24 D - Brandon Grier, LB  
10/2 F - Sean Price, WR  
10/8 O - Jamal Londry-Jackson, QB  
10/15 S - Sam Martin, P/PK  
10/22 S - Tony Washington, KR  
10/29 O - Steven Miller, RB  
11/5 O - Sean Price, WR  
D - Troy Sanders, S  
F - Sean Price, WR  
S - Sam Martin, P/PK  
11/12  
**2013**  
8/31 F - John Law, ILB  
9/7 S - Bentlee Critcher, P  
9/21 D - John Law, ILB  
F - Marcus Cox, RB  
F - Marcus Cox, RB  
10/19 F - Marcus Cox, RB  
10/26 O - Kameron Bryant, QB  
11/2 F - Marcus Cox, RB  
11/16 F - Marcus Cox, RB  
11/23 F - Marcus Cox, RB

**SUN BELT CONFERENCE PLAYERS OF THE WEEK**

**2014**  
11/1 O - Marcus Cox, RB  
11/8 O - Taylor Lamb, QB  
S - Bentlee Critcher, PK/P  
O - Marcus Cox, RB  
11/15 O - Bobo Beathard, PR  
11/29 D - John Law, ILB  
**2015**  
9/28 O - Taylor Lamb, QB  
D - John Law, LB  
S - Zach Matics, PK  
10/5 D - Latrell Gibbs - DB  
10/12 D - Eric Boggs - LB  
10/19 D - Ronald Blair - DL  
11/2 S - Zach Matics - PK  
D - Eric Boggs - LB  
S - Zach Matics - PK  
11/30  
12/7  
**2016**  
9/12 O - Marcus Cox, RB  
9/26 O - Jalin Moore, RB  
10/3 S - Bentlee Critcher, P/K  
10/14 D - Clifton Duck, DB  
11/7 D - Kennan Gilchrist, LB  
11/21 O - Marcus Cox, RB  
11/28 S - Bentlee Critcher, P/K  
**2017**  
9/18 D - Anthony Flory, LB  
10/9 O - Jalin Moore, RB  
D - Clifton Duck, DB  
10/23 O - Taylor Lamb, QB  
10/30 D - Eric Boggs, LB  
**2018**  
9/11 S - Darrynton Evans, KR  
9/8 O - Zac Thomas, QB  
9/22 S - Steven Jones, PR/PB  
10/9 D - Jordan Fehr, LB  
10/20 O - Darrynton Evans, RB  
11/3 D - Jordan Fehr, LB  
11/17 O - Zac Thomas, QB  
11/24 D - Akeem Davis-Gaither, LB  
**2019**  
9/7 O - Darrynton Evans, RB  
9/21 D - Demetrius Taylor, DE  
10/9 D - Akeem Davis-Gaither, LB  
O - Zac Thomas, QB  
D - Shaun Jolly, CB  
O - Zac Thomas, QB  
11/16  
11/29  
**2020**  
9/26 O - Daetric Harrington, RB  
10/22 O - Zac Thomas, QB  
11/14 D - D'Marco Jackson, LB  
11/21 S - Chandler Staton, K  
12/12 S - Jalen Virgil, KR  
**2021**  
9/23 O - Nate Noel, RB  
10/2 D - D'Marco Jackson, LB  
10/20 D - Demetrius Taylor, DL  
S - Chandler Staton, K  
10/30 D - Trey Cobb, LB  
11/6 D - Steven Jones Jr., CB  
11/27 S - Jalen Virgil, KR  
**2022**  
9/3 O - Chase Brice, QB  
9/10 D - Jalen McLeod, LB  
9/19 D - Nick Ross, DB  
O - Christian Horn, WR  
**SOUTHERN CONFERENCE PLAYERS OF THE MONTH**  
**2003**  
Nov. O - Richie Williams, QB  
D - K.T. Stovall, DL  
**2004**  
Oct. O - DaVon Fowlkes, WR  
**2005**  
Sept. O - Richie Williams, QB  
Oct. O - Richie Williams, QB  
Dec. O - Richie Williams, QB  
D - Jason Hunter, DL  
**2006**  
Oct. O - Kevin Richardson, RB  
Nov. O - Armanti Edwards, QB  
Dec. O - Kevin Richardson, RB  
D - Corey Lynch, DB  
**2007**  
Sept. D - Corey Lynch, DB  
Nov. O - Armanti Edwards, QB  
D - D.J. Smith, LB  
**2008**  
Oct. O - Armanti Edwards, QB  
D - Mark LeGree, DB  
O - Armanti Edwards, QB  
Nov. D - D.J. Smith, LB  
Oct. O - Armanti Edwards, QB  
Nov. D - Mark LeGree, DB  
**2010**  
Sept. O - DeAndre Presley, QB  
Oct. D - Jabari Fletcher, DL  
**2011**  
Oct. D - Demetrius McCray, DB  
**2012**  
Sept. O - Jamal Londry-Jackson, RB  
Oct. D - Jeremy Kimbrough, LB  
**2013**  
Sept. D - John Law, ILB  
Nov. O - Marcus Cox, RB

LEAGUE PLAYERS OF THE WEEK



SEPTEMBER 1, 2007  
APP STATE 34, NO. 5 MICHIGAN 32  
ANN ARBOR, MICH. • ATTENDANCE: 109,218

MEMORABLE GAMES



Thanks in large part to Dexter Jackson's two touchdown catches and Armanti Edwards' perfect first half (7-of-7 passing, 129 yards, 3 TD; eight rushes, 41 yards, TD), App State jumped out to a stunning 28-14 advantage late in the first half and led 28-17 at halftime.

Michigan came roaring back in the second half and took a 32-31 lead on a 54-yard touchdown run by Mike Hart with less than five minutes to play.

Things looked bleak for App State when the Wolverines intercepted a pass by Edwards on the first play after Hart's touchdown, but freshman Brian Quick blocked a U-M field-goal attempt to give the Mountaineers the ball back with 1:37 left to play.

Edwards engineered a seven-play, 69-yard drive over the next 1:11 to set up Julian Rauch's go-ahead 24-yard field goal with just 26 seconds remaining on the clock. Edwards completed 5-of-5 passes and accounted for all 69 yards on the drive (18 rushing, 51 passing).

After a 46-yard pass from Chad Henne to Mario Manningham, Michigan had an opportunity to win the ballgame on a 37-yard field goal. However, Corey Lynch made the "block heard 'round the world," scooped up the loose ball and returned it 62 yards as the clock expired.

THE AFTERMATH

- App State's shocking win over college football's all-time winningest program was the first ever for an NCAA Division I Football Championship Subdivision team over a nationally ranked D-I Football Bowl Subdivision opponent.
- A crowd estimated to be as large as 10,000 welcomed the Mountaineers back to Kidd Brewer Stadium later that evening.
- The Apps were the darlings of the national media for weeks to come, highlighted by a Sept. 2, 2007 press conference that was televised live by ESPNEWS and Dexter Jackson's appearance on the cover of the Sept. 10, 2007 edition of *Sports Illustrated*.
- The victory prompted the *Associated Press* to change its 71-year-old policy and allow all Division I teams, regardless of subdivision, to receive votes in its Top 25 poll.
- App State went on to post a 13-2 overall record and win its third-consecutive NCAA Division I Football national championship.
- Michigan went on to post an 9-4 overall record and No. 18 ranking in the final 2007 AP poll. The Wolverines finished second in the Big Ten standings and defeated defending BCS national champion Florida and Heisman Trophy winner Tim Tebow, 41-35, in the Capital One Bowl on New Year's Day.

SCORING SUMMARY

**FIRST QUARTER**

12:31 U-M M. Hart 4 run (J. Gingell kick)  
10:55 APP D. Jackson 68 pass from A. Edwards (J. Rauch kick)  
3:16 U-M G. Matthews 10 pass from C. Henne (Gingell kick)

**SECOND QUARTER**

13:35 APP H. Batichon 9 pass from Edwards (Rauch kick)  
9:47 APP D. Jackson 20 pass from Edwards (Rauch kick)  
2:15 APP Edwards 6 run (Rauch kick)  
:16 U-M Gingell 22 field goal

**THIRD QUARTER**

12:57 U-M Gingell 42 field goal  
8:17 APP Rauch 31 field goal  
:24 U-M Hart 4 run (Henne rush failed)

**FOURTH QUARTER**

4:36 U-M Hart 54 run (B. Minor rush failed)  
:26 APP Rauch 24 field goal

TEAM STATISTICS

	APP	U-M
First Downs	19	23
Rushes—Net Yards	44-160	40-246
Passing Yards	227	233
Passes (Comp-Att-Int)	17-23-2	19-37-1
Total Offense	387	479
Fumbles—Lost	1-1	2-1
Penalties—Yards	7-45	7-56
Punts—Avg	4-33.0	3-48.7
Punt Returns—Yards	1-18	2-14
Kickoff Returns—Yards	7-151	6-121
Int. Returns—Yards	1-26	2-0
Fumble Returns—Yards	0-0	0-0
Third-Down Efficiency	7 of 13	7 of 15
Fourth-Down Efficiency	0 of 0	0 of 2
Possession Time	31:12	28:48

INDIVIDUAL STATISTICS

**RUSHING** — APP: Richardson 24-88; Edwards 17-62; D. Jackson 1-19; Hillary 1-(-4); Team 1-(-5) U-M: Hart 23-188; Minor 13-50; Manningham 2-9; Henne 2-(-1)

**PASSING** — APP: Edwards 17-23-2, 227 yds. U-M: Henne 19-37-1, 233 yds.

**RECEIVING** — APP: Hillary 4-63; D. Jackson 3-92; Courman 3-30; Batichon 3-22; Richardson 2-3; J. Johnson 1-11; Cline 1-6 U-M: Mathews 7-68; Arrington 4-52; Manningham 3-66; Massey 3-36; Minor 1-10; Moundros 1-1





SEPTEMBER 10, 2022  
 APP STATE 17, NO. 6 TEXAS A&M 14  
 COLLEGE STATION, TEXAS • ATTENDANCE: 92,664

MEMORABLE GAMES



DeAndre Dingle-Prince made a fumble recovery at the Texas A&M 29 on a second-quarter play in which Jalen McLeod stripped QB Haynes King of the ball twice, and running back Ahmani Marshall finished a five-play drive with a 4-yard TD run to open the second quarter.

Texas A&M answered to help force a 7-7 halftime tie. App State chewed up 6:22 of the third quarter with a 62-yard TD drive after Nick Hampton recovered a fumble forced by Dexter Lawson Jr. Chase Brice's fourth-and-1 keeper to the 13 set up a 9-yard TD pass to Henry Pearson.

Devin Achane's 95-yard kick return after Pearson's TD tied the game late in the third quarter. Michael Hughes capped a 16-play march that covered 9 minutes, 15 seconds with his first career field goal, a 29-yarder, to put App State ahead midway through the fourth quarter.

The Aggies moved into scoring range after Hughes' go-ahead kick but missed a 47-yard field goal with 3:43 remaining. The Mountaineers' offensive line went to work after that, paving the way for a clock-draining drive that included three straight Camerun Peoples runs to move the chains, including a tough third-and-1 conversion. Peoples followed that with a 48-yard run to the Texas A&M 12 with 1:36 remaining, and Brice was able to kneel out the win from there. "The key was belief," App State head coach Shawn Clark said. "You have to believe in yourself and believe in this program. I told them take the logo off of the helmet, take the logo off of the field and let's go play football!"

**THE AFTERMATH**

• It was App State's first victory against an AP Top 10 opponent since the 34-32 victory at No. 5 Michigan in 2007, but the Mountaineers were due for another headline-making win. Each of their previous six games against Power Five programs (including two wins) had been decided by seven points or less.

• ESPN had planned to air College GameDay from Texas A&M the following week, but the upset led to the location changing from College Station to Boone. Delayed on the airport tarmac for roughly three hours that Saturday night because of a tire issue with the charter plane bound for North Carolina, members of App State's traveling party departed their buses and learned of the GameDay news when head coach Shawn Clark gathered the team together for an impromptu announcement around 11:30 p.m.

• Unable to depart Texas that night, the team returned to its Friday night hotel and, without the necessary number of rooms available on short notice, members of the traveling party slept in conference rooms and main-floor hallways. After a 3:30 a.m. wake-up call, the team boarded a flight at 4:30 a.m. and landed in Charlotte around 8:30 a.m. Five team buses returned to an on-campus crowd of cheering fans before 11 a.m.

• With the Texas A&M win starting an eight-day stretch that included College GameDay's appearance and a Hail Mary win against Troy on Sept. 17, App State Athletics coordinated 185 football-related interviews in September. There was a 25-percent increase in applications to App State following the GameDay appearance, which provided \$500 million in estimated advertising value.

**SCORING SUMMARY**

**SECOND QUARTER**  
 14:56 APP Ahmani Marshall 4 Yd Run (Michael Hughes Kick), 5-29 yards, 1:28  
 11:37 TAMU Devon Achane 26 Yd Run (Caden Davis Kick), 7-75, 3:18

**THIRD QUARTER**  
 2:34 APP Henry Pearson 9 Yd pass from Chase Brice (Hughes Kick), 11-62, 6:22  
 2:20 TAMU Devon Achane 95 Yd Kick Return (Davis Kick)

**FOURTH QUARTER**  
 8:05 APP Hughes 29 Yd Fg, 18-63, 9:15

**TEAM STATISTICS**

	APP	TAMU
First Downs	22	9
Plays	82	38
Total Offense	315	186
Rushing Yards	181	89
Passing Yards	134	97
Possession Time	41:29	18:31
3rd Down Conversions	9 of 20	2 of 8
4th Down Conversions	3 of 5	0 of 0
Field Goals: Total - Made	1-2	0-1

**APP STATE**

Rushing	Att.	Yds
Peoples	19	112
Marshall	11	35
Harrington	12	33
Davis	2	9
Brice	6	4
Team	2	-12

Passing	Cmp-Att-Int	Yds
Brice	15-30-0	134

Receiving	No.	Yds
Davis	5	39
Stroman	2	14
Horn	2	12
Pearson	2	12
Wells	1	27
Page	1	15
Larkins	1	7
Wilson	1	5
Robinson	1	3

**TEXAS A&M**

Rushing	Att.	Yds
Achane	10	66
King	8	23

Passing	Cmp-Att-Int	Yds
King	13-20-0	97

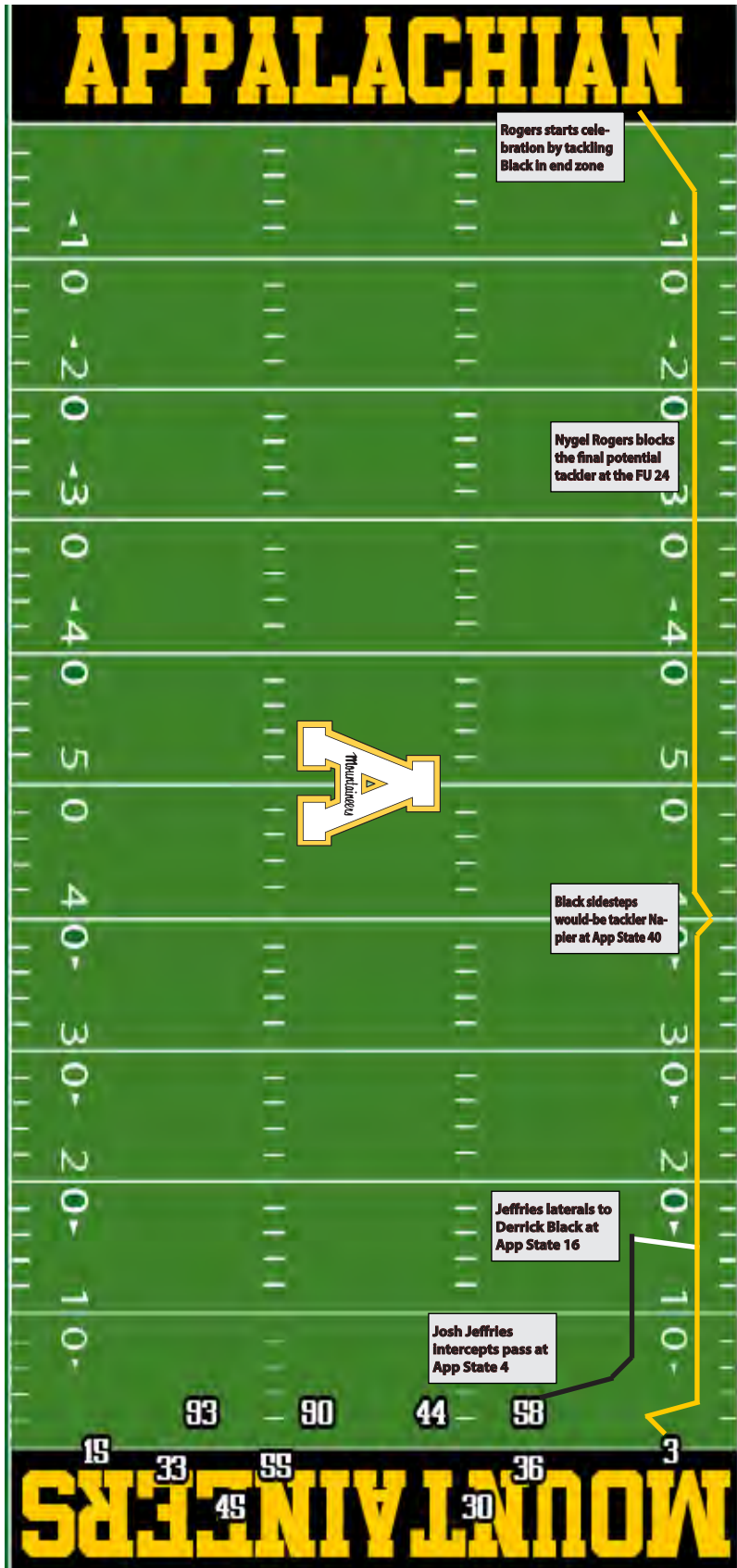
Receiving	No.	Yds
Stewart	5	48
Smith	4	21
Brown	2	11
Green	1	12
Achane	1	5





OCTOBER 12, 2002  
MIRACLE ON THE MOUNTAIN  
APP STATE 16, FURMAN 15  
ABC SPORTS RADIO CALL OF THE YEAR

MEMORABLE GAMES



The Mountaineers were trailing 9-7 in the fourth quarter after three Furman field goals and an interception return for a touchdown by the home side. With 5:39 left, Joey Hoover's 24-yard TD catch from Joe Burchette gave App State its first lead of the game, at 14-9.



Furman took the ensuing possession and marched 73 yards on 13 plays, converting a first down on third-and-18 and then retook the lead on third-and-goal from the App State 12 with 0:07 remaining when Billy Napier found Bear Rinehart for the go-ahead touchdown. Furman led 15-14.



Furman elected to go for two points on the point-after. Napier's pass on the two-point attempt was intercepted by Josh Jeffries at the App State 4. Jeffries darted toward the right sideline before lateraling the ball to Derrick Black at the App State 16.



With Jeffries and Nygel Rogers both running downfield to block, Black avoided two would-be tacklers on his way to score two points and give App State the lead in remarkable fashion, 16-15.



Rogers tackled Black in a celebratory hug in the end zone. The Mountaineers cleared the sideline to join the celebration.



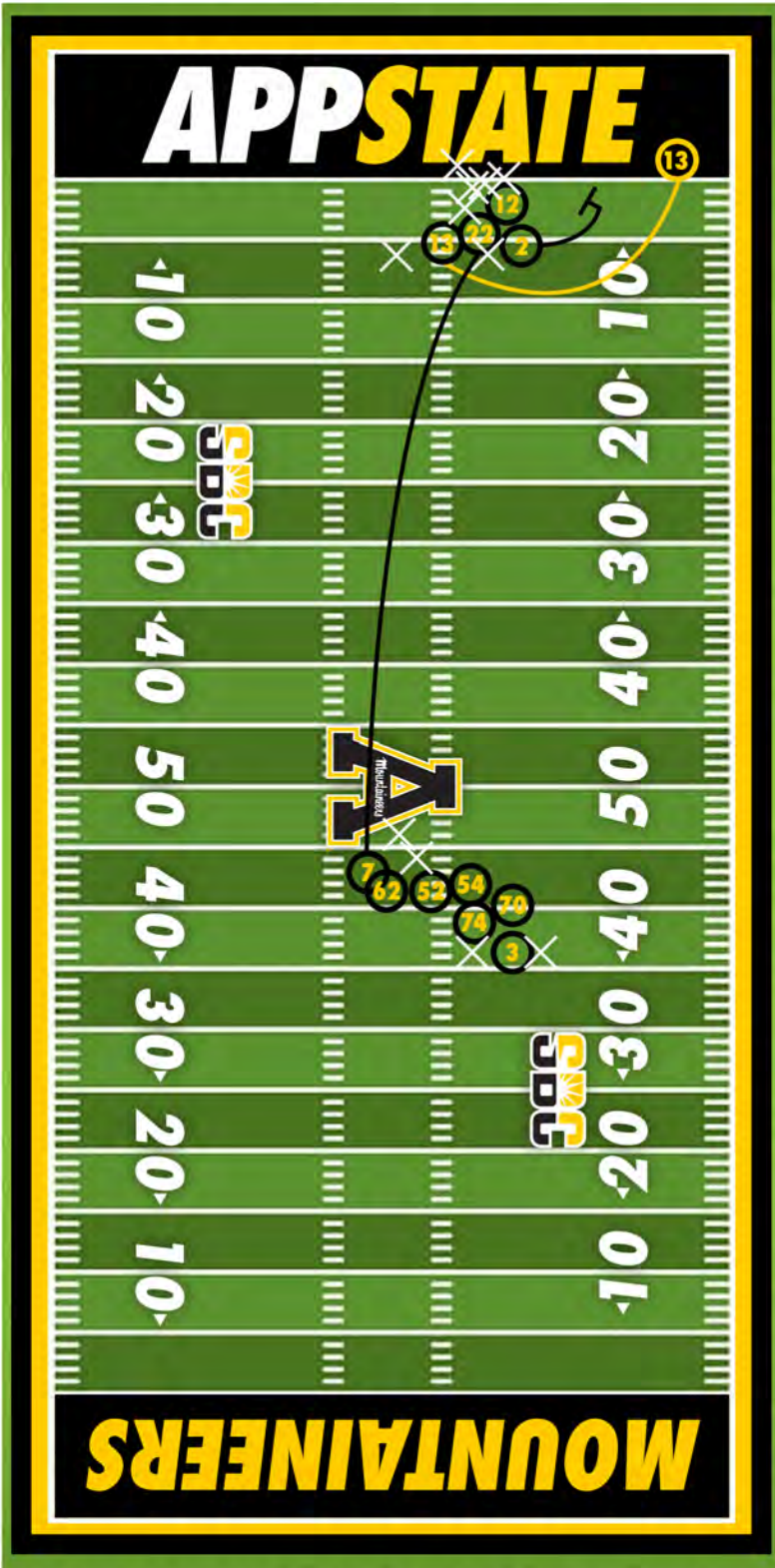
With much fanfare, Jeffries recovered Furman's on-side kick attempt to seal the Miracle on the Mountain.



SEPTEMBER 17, 2022  
**MIRACLE ON THE MOUNTAIN: PART II**  
 APP STATE 32, TROY 28

DAY BEGINS WITH ESPN COLLEGE GAMEDAY IN BOONE, ENDS WITH HAIL MARY WIN

MEMORABLE GAMES



A fourth-and-goal incomplection from the 2 gave Troy possession with 1:13 left and a 28-24 lead. After three plays — and two final timeouts from App State — the Trojans took a safety on purpose instead of punting from the end zone, leaving App State with 20 seconds to field a free kick and score. Troy executed a squibbed kick that Ahmani Marshall fielded at the 34 and returned 13 yards to the 47. Three straight incomplections set up Chase Brice's heave with two seconds left.



With seven Troy defenders back and just four App State receivers downfield — Christian Horn was alone to Brice's left before the snap as Michael Hetzel, Dalton Stroman and Kaedin Robinson were all lined up to the right — the 6-foot-4 Stroman and Troy linebacker KJ Robertson went up to tip the 53-yard heave at the 5-yard line. Horn caught the tip at the 8-yard line and began circling toward the front-right pylon.



As soon as Horn gained possession of the tipped pass and began heading toward the end zone, Robinson turned at the 6-yard line and sealed the edge by blocking leading tackler Craig Slocum, who had 13 stops in the game. Several more Trojans briefly gave chase, but Horn crossed the goal line on his 12th step with the ball in his hands.



With fireworks going off and an improbable 53-yard TD secured, Horn released his grip on the ball as he spread both arms wide and raised both palms skyward to celebrate. Many in the crowd of 34,406 fans in Kidd Brewer Stadium stormed the field, capping an unforgettable day in which ESPN's College GameDay aired from Sanford Mall at the center of App State's campus for the first time.

"It was a surreal moment," Horn said.

2 Kaedin Robinson, 3 Ahmani Marshall, 7 Chase Brice, 12 Michael Hetzel, 13 Christian Horn, 22 Dalton Stroman, 52 Troy Everett, 54 Isaiah Helms, 62 Bucky Williams, 70 Cooper Hodges, 74 Anderson Hardy





## SEPTEMBER 9, 1972 APPS BREAK UP PAT ATTEMPT TO SAVE WIN APP STATE 7, WESTERN KENTUCKY 6

Registering three interceptions, four fumble recoveries, and a blocked punt, App State's stellar defense came up with the winning plays all afternoon in a defensive battle.

Midway through the third quarter, quarterback Steve Loflin hit Boone's homegrown hero Richard Agle for a 78-yard pass and catch for their only touchdown of the day.

Managing a shutout late in the fourth quarter, the Apps gave up a touchdown on Clarence Jackson's one-yard plunge with 1:52 left in the contest to lead by one, at 7-6.

The Hilltoppers decided to go for two and the win, which proved costly when the Mountaineer defense broke up the extra point pass attempt in the endzone to save the victory.

## OCTOBER 20, 1973 BRAKEFIELD TAKES DOWN OLD TEAM APP STATE 28, WOFFORD 21

Backup quarterback Phil Cocciolletti not only replaced injured Roscoe Batts in the third quarter, but took over the Mountaineers' run-oriented "Y Offense" and converted it to a passing attack.

Down 21-7 late in the third quarter, Cocciolletti connected with split end Bob Steelman for a 35-yard touchdown.

On Cocciolletti's second drive, he stunned the Terrier offense with another long ball connecting with Charlie Haugabrook for a 36-yard strike. He finished the drive with a one-yard dive into the endzone.

Late in the fourth quarter, Cocciolletti drove App State deep in Wofford territory before Jim Tucker's 6-yard scamper for the go-ahead TD. The Mountaineers' balanced offense recorded 191 yards in the air and 190 on the ground.

Place kicker Greg Clark was 4-for-4 on extra point tries. Clark went on to establish an NCAA record with 56 consecutive good PAT kicks.

## OCTOBER 19, 1974 HARMON TAMES WILD DOGS WITH 47-YARDER APP STATE 23, EAST CAROLINA 21

In a game that both teams entered undefeated, placekicker Jerry Harmon proved to be the difference, converting a 47-yard field goal with 32 seconds left for the 23-21 victory over East Carolina.

Sophomore Devon Ford worked his way through ECU's touted "Wild Dogs" defense, amassing 231 all-purpose yards.

App State carried a 20-0 advantage into the locker room. The Pirates quickly countered in the third quarter behind Ken Strayhorn who rushed for two touchdowns bringing the deficit down to six points, at 20-14.

ECU claimed the lead, at 21-20, midway through the fourth quarter when halfback Jimmy Howe scored on a 65-yard run.

Late in the game, the Mountaineers took advantage of a short Pirate punt that gave them the ball on their own 45. The Apps used a pair of passes to set the stage for Harmon's long field goal.

## SEPTEMBER 20, 1975 DAVIS REDEEMS HIMSELF WITH LAST-SECOND, GAME-WINNING FIELD GOAL AT WFU APP STATE 19, WAKE FOREST 17

Separated by less than 100 miles, App State and Wake Forest did not meet on the gridiron for the first time until 1975. However, the wait proved to be worthwhile for the Mountaineers, who scored a program-defining 19-17 win over the Atlantic Coast Conference's Demon Deacons.

Highlighted by strong defensive performances by both squads, the contest was tied at 10-10 at halftime and remained knotted until App State quarterback Robbie Price's 32-yard touchdown run with 32 seconds left in the third quarter. However, Gary Davis missed the ensuing extra-point attempt and the Mountaineers led just 16-10.

The Apps' perilous six-point lead held up until a fumble deep in their own territory late in the fourth quarter. Appalachian's second turnover of the game set up a 15-yard touchdown drive that gave the Demon Deacons a 17-16 advantage with 4:20 to go in the ballgame.

The resilient Mountaineers responded by marching 61 yards in 11 plays and Davis made up for his missed PAT by splitting the uprights from 26 yards out with five seconds remaining to seal the 19-17 triumph.

## NOVEMBER 8, 1975 PRICE IS RIGHT IN TRIUMPH AT USC APP STATE 39, SOUTH CAROLINA 34

Robbie Price put on an offensive show before 47,489 fans on hand at Williams-Brice Stadium, who saw seven scoring drives over 70 yards, four of which went longer than 80 yards in a 39-34 triumph over South Carolina.

After South Carolina scooped up a Price fumble and returned it for the first points of the day, App State got on the board with a 77-yard drive that was capped off by a John Craig score.

The touchdown was especially sweet for Craig who began his career with the Gamecocks two years earlier.

App State led at the half, 24-14, but South Carolina came out quick in the third quarter, and reduced the App State lead to four when Jeff Grantz scored from two yards out.

Price answered with a 32-yard touchdown pass. However, South Carolina scored late in the third quarter to make it 30-27.

The Gamecocks drove 81 yards take the lead, 34-30. However, the Mountaineers responded with a 16-yard touchdown pass from Price to a diving Donnie Holt.

Mike Staton sealed the win with an interception that led to a Mountaineer field goal to make the final score 39-34.

## SEPTEMBER 24, 1979 MOUNTAINEERS PREVAIL BEHIND SURPRISE WISHBONE ATTACK APP STATE 35, WESTERN CAROLINA 27

Touted as an aerial display, quarterbacks Mike Pussey (Western Carolina) and Steve Brown (App State) drew 17,124 fans to Conrad Stadium for what was billed to be a passing thriller. The Mountaineers used an element of surprise by utilizing the rushing game in a 35-27 win.

Pussey connected on 16 passes for 231 yards and a touchdown, while Brown only put the ball in the air 13 times.

Trailing 27-14 at halftime, it was the newly constructed wishbone formation that sparked a rally. The Mountaineers totaled 266 rushing yards in the victory.

The Mountaineer defense allowed just 37 yards through the air and two first downs in the second half.

## NOVEMBER 1, 1980 ROOKIE CARRIES APPS TO VICTORY APP STATE 27, WESTERN CAROLINA 24

With 15,850 fans on hand to witness the tandem of Steve Brown and Rick Beasley play in their final game at Conrad Stadium, it was freshman Alvin Parker who stole the show in a 27-24 come from behind win.

Beasley, who finished his career as the NCAA's fifth all-time leading receiver, went down in the first-quarter with an injury. Minus his top target, Brown was limited to 166 yards through the air.

Fullback Pete Carmelo went down in the second half, so it was the 5-11, 185-pound Parker who got the call and became the first 100-yard rusher of the season for App State.



*John Craig (35), a transfer from South Carolina, scored App State's first touchdown and Robbie Price (5) threw for two touchdowns and ran for another in the Mountaineers' 39-34 win at Williams-Brice Stadium in 1975.*



Down 24-20 in the fourth quarter App State drove 92 yards for the victory, which included 47 yards on the ground from Parker.

Parker's former Maury High School teammate Derek Jenkins scored the game-winning touchdown. Jenkins finished the day with five carries for 58 yards while Parker ran 15 times for 106 yards.

## SEPTEMBER 3, 1983 BROWN RECORDS WIN NO. 1 AT WAKE FOREST APP STATE 27, WAKE FOREST 25

Making his head coaching debut on Fireworks Night at Groves Stadium, Mack Brown orchestrated a fireworks display of his own in an upset win over Wake Forest, 27-25.

Kicker Billy Van Aman notched his first collegiate field goal when he split the uprights from 54 yards out. Van Aman also kicked a 29-yarder late in the third quarter to put App State up 20-17.

The game looked one-sided on paper as Wake doubled up App State in total offensive yards (502-247). However, the App State defense recovered five Wake fumbles. Linebacker Joel Carter registered a pair of touchdowns on two interceptions, including a 48-yard scramble to the end zone on his first pick.

Wake completed a 39-yard touchdown and converted a two-point conversion with 1:39 left, but would not get any closer as App State ran the clock for the two-point win.

## SEPTEMBER 8, 1984 4TH-AND-99 NO PROBLEM IN SPARKY'S FIRST W APP STATE 17, WESTERN KENTUCKY 16

Head Coach Sparky Woods received his first win with an amazing 99-yard, 12-play drive resulting in a 15-yard John Settle touchdown reception with five seconds remaining for the 17-16 victory.

Trailing 16-3 late in the fourth quarter, App State's Jimmy Armstrong intercepted a pass and returned it to the WKU 15 yard line. With 4:08 left, Mountaineer quarterback Randy Joyce connected for the first of two fourth quarter touchdown passes.

On the Mountaineers' final drive, Joyce converted a crucial fourth and 10 situation by completing an 18-yard pass to Troy Douglas. He followed with a 17-yard strike to Douglas.

Joyce rallied the Mountaineers by completing passes of 12, 17, and 19 yards before finishing the drive by connecting with Settle on a 15-yard screen pass in the waning moments.

## NOVEMBER 29, 1986 APP STATE FALLS IN FIRST PLAYOFF APPEARANCE NICHOLLS STATE 28, APP STATE 26

App State rallied behind the arm of Todd Payton and the running abilities of John Settle to bring a 25-13 deficit to within two, at 28-26, but the Mountaineers' season came to a close when Bjorn Nittmo's 42-yard field goal sailed wide left with 18 seconds left in the fourth quarter.

Settle rushed for 236 yards on 37 carries, while Payton completed 18-of-35 pass attempts for 294 yards and two touchdowns in the losing effort.

Heading into the I-AA Playoffs, the Mountaineers were seeded No. 6. They held a 13-6 advantage with 11 minutes left in the third quarter, however Nicholls State quarterback Doug Hudson rallied his team and scored on three of their next four possessions to edge the Mountaineers.

## SEPTEMBER 9, 1989 MELCHOR LEADS APP STATE TO VICTORY AT WFU APP STATE 15, WAKE FOREST 10

Facing standout receiver Ricky Proehl and a crowd of 30,200 fans at Wake Forest, first-year head coach Jerry Moore and App State pulled off a 15-10 victory.

Knotted at 3-3 at the intermission, running back Ritchie Melchor recorded 121 of his 139 yards on the ground in the second half, which included a 67-yard touchdown run.

On the ensuing Wake Forest possession, Proehl took a short pass and danced 28 yards for the touchdown. With the pressure on late in the fourth quarter, freshman Harold Alexander boomed a punt to Proehl, who fielded the ball cleanly, but could not manage to get out of bounds before time expired.

## AUGUST 31, 1991 ALEXANDER KEYS WIN AT MARSHALL APP STATE 9, MARSHALL 3

It was a tale of two great defenses that led App State to a 9-3 victory in the season opener.

Harold Alexander kept the Herd at bay throughout the game. He set a Southern Conference-record by averaging 55.5 yards on eight punts.

Alexander came up big by booting a 67-yarder and a 51-yarder out of his own end zone against a 10-man rush.

Appalachian's defense started the scoring in the first half when Marshall quarterback Michael Payton was pressured into an intentional grounding call that resulted in a safety. The Herd managed a field goal after a fumble recovery that gave them the ball deep into Mountaineer territory.

Fullback J.K. Reaves plowed two yards through the middle of the Herd defensive line to record the only touchdown of the day.

## OCTOBER 19, 1991 APPS TOP FURMAN IN SOCON'S FIRST OT TILT APP STATE 26, FURMAN 23

It took three overtimes and four Jay Millson field goals, but when it was decided, App State topped Furman, 26-23, in the first overtime game in Southern Conference history.

The first half was marred by mistakes, and Furman led 17-9.

Late in the fourth quarter, linebacker Brent David forced a fumble and put the Mountaineers on the Paladin 17. After Nate Abraham ran for the quick score, D.J. Campbell connected with A.J. Ellis for the two-point conversion to tie the score, at 17-17.

Knotted at the end of regulation, Millson and Burr traded field goals in the first two overtimes. In the third extra period, defensive back Steve Wilks blocked a Burr field goal attempt. Millson connected on his fourth field goal of the day to clinch the victory.

## OCTOBER 10, 1992 THREE MINUTES, TWO SECONDS AND 20 POINTS APP STATE 27, JAMES MADISON 21

D.J. Campbell completed three touchdown passes in the final 3:02 of the game, including one to Craig Styron, who caught it on his back with no time remaining on the clock for the winning points.

JMU began the scoring with one of the most famous tricks in football lore. Early in the second quarter, the Dukes executed the fumblerooski for a 14-yard touchdown. Bitten by the turnover bug, the Mountaineers fell short of the endzone twice due to turnovers.

With the score 21-7, D.J. Campbell threw the first of three touchdown throws to make it 21-14, with 3:02 to play. Just 32 seconds later, it was tied, at 21-21 on another Campbell TD pass.

With JMU driving deep in App State territory, the Mountaineer defense intercepted a deflected pass, giving Campbell a chance at victory.

After two quick passes to get the ball to midfield, Campbell heaved the ball deep into the endzone, where it found Styron.



*All-America punter Harold Alexander was integral in two of App State's most memorable victories. He sealed a 15-10 win over Wake Forest with a booming punt in the waning seconds and registered a SoCon-record 55.5 yards per punt in the Mountaineers' 9-3 win over Marshall in the 1991 season opener.*

## OCTOBER 22, 1994 MOUNTAINEERS TOP NO. 1 MARSHALL APP STATE 24, MARSHALL 14

With ominous weather and a matchup against the No. 1 team in the nation, 19,781 rain-soaked fans spurred App State to a 10-point victory and triumphantly tore down the goal posts.

A dominant performance by the Mountaineer defense keyed the win. Dexter Coakley led the Mountaineers with 15 tackles, three for losses, two pass breakups, and a forced fumble.

Johnny Smith, who spent his first three years at fullback, notched seven tackles, a fumble recovery, a sack, and an interception that he returned 70-yards for a touchdown in the fourth quarter.

In only his second start, Scott Satterfield threw for 113 yards and ran for 30 more, including a score.

## NOVEMBER 18, 1995 DIVING SNAG SAVES PERFECT SEASON APP STATE 28, THE CITADEL 24

Scott Satterfield proved his mettle as an all-Southern Conference quarterback by ignoring the pressure on fourth down and slinging the ball to the end zone, where Ron Gilliam's diving grab lifted App State to a 28-24 victory and saved the Mountaineers' perfect regular season.

Unbeaten entering the final game of the regular season, the Mountaineers had plenty of confidence travelling to face the winless Bulldogs. But App State needed everything it could muster, including the pass from Satterfield to Gilliam with 1:39 left in the contest for the comeback triumph.

Satterfield who ran for 80 yards and passed for 176, had no problem sending the ball to Gilliam who was a converted defensive back with only four catches on the season.

## OCTOBER 19, 1996 BACKUP QB LEADS APPS OVER EAGLES APP STATE 35, GEORGIA SOUTHERN 28

Backup signal-caller Bake Baker was called upon in the fourth quarter at Georgia Southern to create what head coach Jerry Moore dubbed a "spark." A spark is what he got.

With just over 10 minutes left, Baker took over and led the Mountaineers on three touchdown drives, allowing them to rally from a 14-point deficit.

The Mountaineer offense was desperate for production and the defense was not much better, with five players sidelined with injuries. But in his 10-plus minutes of action, Baker converted three scoring drives, capped by a 68-yard pass to Otis Smith with 3:13 left to provide the winning points.

Baker ended the game 8-of-10 passing for 159 yards and two touchdowns. Prior to his showing in Statesboro, he had completed just three passes in his career.

## OCTOBER 3, 1998 APP DOWNS WFU IN OT FOR MOORE'S 100TH WIN APP STATE 30, WAKE FOREST 27 (OT)

Daniel Jeremiah's one-yard touchdown run in overtime gave App State head coach Jerry Moore his 100th career victory, a 30-27 triumph over Wake Forest in Winston-Salem.

Moore's 100th win was his fourth over Wake in his 10 seasons.

App State jumped out to a 10-0 lead in the first quarter thanks to a 27-yard field goal by Stuart Jones and a 47-yard touchdown run by Terrence McCall. The Demon Deacons scored 17 of the game's next 20 points to take a 17-13 advantage into the fourth quarter.

After Jones' third field goal of the game cut the Mountaineer deficit to 17-16 early in the final period, Jeremiah hooked up with Joey Gibson for a 57-yard touchdown and a two-point conversion made it 24-17 App State with 5:28 to go. However, Wake Forest responded with a 13-play, 74-yard drive, capped by a seven-yard touchdown pass from Brian Kuklick to Jammie Deese that tied the contest with only 53 seconds left to play.

In overtime, App State held the Deacs to a field goal on the opening possession before clinching the win on Jeremiah's TD dive a series later.

## SEPTEMBER 4, 1999 APP NEARLY PULLS OFF UPSET AT AUBURN AUBURN 22, APP STATE 15

For nearly three quarters, it seemed as though App State would pull off perhaps the biggest win ever by an NCAA Division I-AA school over a I-A op-

ponent. But a 33-yard touchdown pass with just 38 seconds left to play gave perennial-power Auburn a narrow 22-15 win over the Mountaineers before 78,123 at Jordan-Hare Stadium.

After Auburn took a 7-0 lead less than seven minutes in, App State responded with 15-straight points to take an eight-point advantage deep into the third quarter. The Tigers evened the score at 15-15 late in the third period and marched 77 yards in just 1:04 to score the winning touchdown in the final minute.

App State out-gained Auburn 323-288 for the game and held AU to just 54 yard of offense in the first half.

## OCTOBER 16, 1999 APPS HOLD ON FOR WIN OVER NO. 1 EAGLES APP STATE 17, GEORGIA SOUTHERN 16

App State forced four turnovers, including Corey Hall's second interception as time expired, to claim a 17-16 win over No. 1 Georgia Southern before 19,981 at Kidd Brewer Stadium. The triumph was Appalachian's second ever over a top-ranked team, almost five years to the day after it knocked off No. 1 Marshall at KBS.

Without the benefit of an offensive touchdown, the Mountaineers ran out to a 17-0 lead. Weslan Hunter returned a fumble 43 yards for a score and Luke Manuel fell on another Eagle cough-up and the Apps took the seemingly comfortable 17-point lead with less than five minutes to play in the third quarter.

However, the Eagles came back with a vengeance, scoring 16 points over a 12-minute span. Trailing by just a point, got the ball back with under 30 seconds to play, but Hall sealed the victory with his pick off at the Mountaineer 38 yard line.

## AUGUST 31, 2000 WAKE GOES DOWN AGAIN APP STATE 20, WAKE FOREST 16

For the third time in four meetings, App State knocked off the ACC's Wake Forest, this time scoring a 20-16 triumph before 26,853 fans at Groves Stadium. The win evened App State head coach Jerry Moore's record versus the Demon Deacons at 5-5-1.

The Mountaineers dominated the first half, outgaining the Deacs 207-49, but trailed 10-7 at the break, thanks to an 88-yard kickoff return for a touchdown by Wake's John Stone. The score remained 10-7 heading into the final period and things looked bleak for the Apps, who lost starting quarterback Daniel Jeremiah to a knee injury on the first play of the second half.

However, backup signal-caller David Reaves led App State on an eight-play, 66-yard drive, which he capped with a nine-yard touchdown pass to Rashad Slade on the first play of the fourth quarter to give the Mountaineers a 14-10 lead. Despite committing two turnovers in the final period, App State forced Wake into a pair of turnovers of its own, including a fumble on its own 10 yard line with just over three minutes to go. Three plays later, Karim Razzak found the end zone from 10 yards out to seal the triumph.



*Daniel Jeremiah's one-yard touchdown plunge in overtime lifted App State to a 30-27 victory at Wake Forest in 1998. The Mountaineers' fourth win over WFU in 10 seasons was also head coach Jerry Moore's 100th victory at App State.*



## NOVEMBER 25, 2000 APP AVENGES LOSS IN PLAYOFF WIN AT TROY APP STATE 33, TROY STATE 30

After being handed a 34-28 setback in Boone by Troy State during the regular season, App State returned the favor on a much bigger stage, as it downed the fourth-seeded in the opening round of the I-AA playoffs.

App State outgained Troy State, 200-21, in the first half en route to a 19-9 lead. The Mountaineers extended their lead to 26-9 in the third quarter and withstood three fourth-quarter Troy touchdowns to hold on for the win. It was just the second road playoff victory ever for the Mountaineers.

## OCTOBER 9, 2004 WILLIAMS REWRITES RECORDS IN COMEBACK WIN APP STATE 30, FURMAN 29

Junior quarterback Richie Williams rewrote the NCAA record book with his performance in App State's home triumph over No. 2 Furman.

Williams set NCAA all-divisions records by completing 28 straight passes at one point and going 40-of-45 in the win.

Despite Williams' efforts, the Mountaineers found themselves trailing the Paladins by six points after Furman quarterback Ingle Martin connected with running back Cedrick Gipson on a 52-yard catch and run with 2:03 to go in the ball game. Williams accounted for 78 yards on Appalachian's final drive by completing 4 of 4 passes for 61 yards and running for 17 more, including a 13-yard keeper for the winning touchdown with 35 seconds left.

In all, Williams threw for 413 yards and two touchdowns and tacked on 27 more yards on the ground to spark the victory, just one week removed from missing the Apps' 41-34 win over Texas State with a sprained knee.

## DECEMBER 10, 2005 ELDER, HUNTER LEAD APPS TO FIRST TITLE GAME APP STATE 29, FURMAN 23

Filling in for an injured Richie Williams, backup quarterback Trey Elder threw a touchdown pass on his first play and ran for the game-winning score with 2:17 remaining in App State's 29-23 victory over Furman in the NCAA Division I-AA semifinals.

Elder completed 12-of-17 passes for 165 yards and no interceptions and ran 12 times for 69 yards in relief of Williams, who left the contest midway through the first quarter with a left ankle injury.

On his first play, Elder connected with Dexter Jackson for a 45-yard touchdown pass that gave the Mountaineers a 14-0 lead. However, Furman scored 23 of the next 30 points to take a 23-21 lead into halftime.

The Paladins' slim advantage stood up until Elder led the Apps on an 11-play, 67-yard drive, culminating with his 1-yard touchdown plunge with just over two minutes to go.

Led by quarterback Ingle Martin, the Paladins drove inside the Mountaineer 40 with under a minute to play. But, on first-and-10 at the 36, App State defensive end Jason Hunter hit Martin from behind, forcing the ball loose. Defensive tackle Omarr Byrom picked up the ball and returned it all the way to the Furman 1.

## NOVEMBER 24, 2007 ROMAN STRIPS JAMES MADISON OF UPSET BID APP STATE 28, JAMES MADISON 27

App State's magical season looked like it was going to end three games short of the ultimate goal, but the Mountaineer defense stepped up at the most critical moments of the 2007 playoff opener.

JMU led 27-22 late in the fourth quarter and faced third-and-1 at its own 32 yard line, needing only one first down to end the Mountaineers' run at a third straight national title. The Black and Gold defense stopped the Dukes for no gain on two straight plays, including a fourth-down rush, and got the ball back deep in Madison territory.

Two plays after Devon Moore made a diving catch on fourth-and-3 from the 25-yard line, Armanti Edwards scored his third touchdown to give App State a one-point lead with just 1:10 remaining on the clock.

JMU needed just four plays to drive 62 yards, setting itself up for an apparent chip-shot field goal to win the game. However, JMU head coach Mickey Matthews elected to run one more play and App State linebacker Jacque Roman stripped freshman running back Jamal Sullivan of the ball. The loose pigskin was smothered by Pierre Banks just feet from the App State sideline, triggering a wild celebration that would last straight through to the Mountaineers' 49-21 rout over Delaware in the national championship game.

## SEPTEMBER 4, 2010 EPIC 4TH-QUARTER RALLY LIFTS MOUNTAINEERS APP STATE 42, CHATTANOOGA 41

App State came back from a pair of 21-point deficits to rally for a heart-stopping 42-41 victory at upstart Chattanooga in the 2010 opener.

App State trailed 28-7 with less than two minutes remaining in the third quarter and 35-14 just six seconds into the final period.

The Mountaineers scored a total of five touchdowns in a 10:12 span, including the middle three in just 2:54 and the final four over a 7:51 stretch after UTC had regained a 21-point lead on the first play of the fourth quarter.

App State took its first lead of the game at 42-35 with 6:05 to go on a bizarre 33-yard touchdown reception by quarterback DeAndre Presley. The Mocs jumped offside on a third-and-1 play from the UTC 29-yard line, giving Presley a free play. The junior threw a quick pass to Matt Cline, who was drilled by a Moc defender and fumbled. Presley picked up the loose ball and weaved his way through the UTC defense, picked up a number of key down-field blocks and scoring the go-ahead touchdown.

Chattanooga responded by driving 86 yards to cut the deficit to 42-41. With a pair of UTC kickers having already combined to miss three extra points, the Mocs elected to go for two points and the potential win, but Appalachian's Mark LeGree batted down a pass on the conversion attempt.

## NOVEMBER 10, 2012 LATE PICK HELPS MOORE CLOSE WITH A TITLE APP STATE 33, FURMAN 28

Troy Sanders intercepted a pass at the 5-yard line as time expired and 12th-ranked App State clinched its record-tying 12th Southern Conference championship in the final regular-season game for coach Jerry Moore, whose team went 6-2 in the league despite dropping its league opener.

## NOVEMBER 8, 2014 LAST-MINUTE FIELD GOAL EXTENDS STREAK APP STATE 31, ULM 29

Bentlee Critcher drilled a 39-yard field goal with 29 seconds left to lift App State to streak-extending win during its FBS debut in the Sun Belt.

After starting the year 1-5 (with a win over FCS Campbell), the Mountaineers closed the season with a six-game winning streak, as the ULM game improved App State's record to 4-5.

## OCTOBER 31, 2015 MOUNTAINEERS WIN HALLOWEEN THRILLER APP STATE 44, TROY 41 (3OT)

Stephen Burns, Kennan Gilchrist and Doug Middleton combined to smother a fake field-goal attempt to start the third overtime, and Zach Matics followed with a 24-yard game-winner.

The contest was a tight affair throughout, featuring six ties and no lead of more than seven points. Despite being unable to put the pesky Trojans away, App State never trailed in regulation — its only deficit came when Troy scored first in the opening overtime.



Dale Jones celebrates after App State used a last-minute fumble recovery inside the 10-yard line to beat James Madison 28-27 in the 2007 playoffs.



OCTOBER 14, 2017  
APP STATE OVERCOMES 20-0 HALFTIME DEFICIT  
APP STATE 23, IDAHO 20

App State mounted its biggest rally in seven years with a 23-20 victory at Idaho during the Vandals' final year in the Sun Belt Conference.

The Mountaineers trailed 20-0 early in the third quarter in the Kibbie Dome before coming back behind a sack-hungry, turnover-minded defense and three touchdown throws from senior quarterback Taylor Lamb. It was App State's biggest comeback since it erased a 35-14 deficit in the fourth quarter of a 42-41 victory at Chattanooga in the 2010 opener.

Lamb's 45-yard touchdown pass to Ike Lewis helped tie the game with 10:04 left, and Michael Rubino made a go-ahead field goal from 31 yards out with 7:24 remaining.

Idaho (2-4, 1-2) started its final drive by regaining possession at its 46-yard line with 2:23 remaining, and Tee Sims had a hand in two sacks leading up to a fourth-and-24 pass that was completed but stopped a yard short of the marker with 50 seconds left.

DECEMBER 1, 2018  
MOUNTAINEERS WIN FIRST SBC TITLE GAME  
APP STATE 30, LOUISIANA 19

Hosting the first Sun Belt Conference Championship Game, App State won 30-19 against Louisiana in Boone to claim its third straight league title.

Darrynton Evans had an MVP-belt-hoisting performance in which his 218 all-purpose yards included 111 rushing yards and a 97-yard kickoff return. Quarterback Zac Thomas had two rushing touchdowns of at least 25 yards, and the Mountaineers allowed just one touchdown while forcing the Ragin' Cajuns to kick four field goals.

All three of Chandler Staton's second-half field goals for App State exceeded 40 yards, including a 43-yarder that pushed the lead to 11 points with 2:09 remaining.

SEPTEMBER 21, 2019  
APP GETS FBS BREAKTHROUGH FOR P5 WIN  
APP STATE 34, NORTH CAROLINA 31

National defensive player of the week Demetrius Taylor forced two turnovers to help App State build a first-half lead on the road, and Darrynton Evans rushed for three TDs as the Mountaineers built a 27-10 lead before holding on to beat in-state ACC program North Carolina.

The Tar Heels reached App State's 39-yard line with five seconds left, and Akeem Davis-Gaither pushed through a gap in the line to tip a 56-yard attempt at a field goal as time expired.

The second-ever football meeting between the two schools and first since 1940 drew a spirited, sold-out crowd to Kenan Stadium, and the Mountaineers posted their first win against a Power Five conference team since the historic upset of Michigan in 2007.

Taylor led App State's defense by recording 2.5 sacks, forcing two fumbles, turning a post-sack recovery into a 20-yard fumble return for a touchdown and setting up another touchdown with an interception.



Akeem Davis-Gaither (24) blocked a 56-yard field-goal attempt as time expired in Chapel Hill to give App State its first win against a Power Five opponent since the Mountaineers joined the FBS level.

NOVEMBER 9, 2019  
2ND P5 ROAD WIN OF '19 COMES IN SEC COUNTRY  
APP STATE 20, SOUTH CAROLINA 15

Becoming just the seventh Group of Five team since the Sun Belt was formed in 2001 to post two Power Five road wins in the same season, App State escaped Columbia with a win in front of 80,849 fans and an ESPN2 audience.

True freshman Nicholas Ross' 20-yard interception return for a touchdown with 1:51 left in the first half gave App State a 13-6 lead, and Zac Thomas' 1-yard TD run that gave the Mountaineers a 20-9 lead was set up by Jalen Virgil's 57-yard kickoff return following a South Carolina field goal.

After cutting into the 20-9 deficit on a touchdown with 2:58 left, South Carolina regained possession and faced a fourth-and-15 from the App State 35 with 19 seconds left. Ryan Hilinski completed a pass for 26 yards to the 9 before spiking the ball with nine seconds remaining.

Nick Hampton forced a holding penalty on a pass rush as George Blackstock batted down the throw, leading to a snap from the 19 with six seconds left. The Gamecocks committed holding against Akeem Davis-Gaither on a pass that didn't connect at the back of the end zone.

DECEMBER 7, 2019  
MOUNTAINEERS WIN 2ND STRAIGHT TITLE GAME  
APP STATE 45, LOUISIANA 38

App State claimed its fourth straight league title and celebrated a Sun Belt Championship Game win on its home field for the second straight year.

Three early touchdowns from belt-winning MVP Darrynton Evans gave the 21st-ranked Mountaineers a 21-0 lead late in the first quarter, and captain Josh Thomas' first career interception return for a touchdown accounted for one of three turnovers forced by a senior on App State's defense.

The Mountaineers led 42-17 late in the third quarter thanks to Thomas' defensive touchdown and maintained at least a 14-point lead until the Ragin' Cajuns cut into a 45-31 deficit on a touchdown pass with 1:19 left.

SEPTEMBER 26, 2020  
MOUNTAINEERS OVERCOME COVID ABSENCES  
APP STATE 52, CAMPBELL 21

A shorthanded but motivated App State squad overcame a slow start to dominate the last three quarters of a win at Kidd Brewer Stadium.

A determined offensive line — sometimes with as many as seven linemen on the field at one time — led the way as App State rushed for 404 yards even though it was missing several skill position starters. A day earlier, App State and AppHealthCare announced that contact tracing had identified 18 players who were quarantining due to exposure to one of three then-active cases of confirmed COVID-19, with all three cases then recovering in isolation.

Daetrich Harrington had career highs of 32 carries for 211 yards and four rushing touchdowns for App State, which was missing five tight ends who had all played in the first two games of the season.

App State didn't play again until 26 days later, after the first two Sun Belt games were postponed, and it won 45-17 against Arkansas State.

DECEMBER 12, 2020  
MOUNTAINEERS RALLY IN PAULSON WITH BIG TDS  
APP STATE 34, GEORGIA SOUTHERN 26

Overcoming an early 14-point deficit, the Mountaineers dominated the second half and ended the Eagles' 10-game home winning streak.

The Mountaineers still trailed 17-7 at the break but outscored the Eagles by a 24-3 margin in the first 17-plus minutes of the second half. Immediately after Georgia Southern made a 47-yard field goal to break a 17-all tie in the first minute of the fourth quarter, Jalen Virgil gave App State its first lead of the night with a 100-yard kickoff return.

Demetrius Taylor and Brendan Harrington combined for a stop to force a three-and-out punt, leading to a 70-yard touchdown run from Nate Noel on the first play of the next series, less than two minutes after Virgil had scored.

In five of App State's last six wins in Statesboro, it faced a fourth-quarter deficit, and it overcame a double-digit deficit in each of its last three victories at Paulson Stadium.

Dec. 12 was the latest date on the calendar for an App State-Georgia Southern game — The only previous December games between the schools was an FCS playoff game on Dec. 5, 1987 — and it was the first time App State played its regular-season finale against the Eagles.





*A crowd of 36,752 witnessed App State open the 2021 season on a Thursday night with an official home game win against East Carolina in Bank of America Stadium.*

## SEPTEMBER 2, 2021 MOUNTAINEERS ROLL PAST PIRATES IN NFL VENUE APP STATE 33, ECU 19

Playing a home game at Bank of America Stadium, home of the NFL's Carolina Panthers, the Mountaineers used a 33-3 run to build a 33-9 lead in the Duke's Mayo Classic against ECU of the American Athletic Conference.

A record-setting crowd of 36,752 was on hand for the Thursday night season opener, with country music star and App State alum Luke Combs in attendance two days before he performed a stadium concert in Kidd Brewer Stadium. Combs led a singing of his hit song "Beer Never Broke My Heart" with the team in a victorious locker room.

Chase Brice was nearly flawless through three quarters of his App State debut, throwing for 259 yards with touchdowns to Thomas Hennigan (114 receiving yards) and Corey Sutton. A new-look offensive line paved the way for two App State backs to surpass 100 rushing yards, as Nate Noel had 126 on 15 carries and Camerun Peoples scored twice on a 14-carry, 100-yard night.

## SEPTEMBER 23, 2021 MOUNTAINEERS RALLY IN HERD'S RETURN TO KBS APP STATE 31, MARSHALL 30

Chandler Staton hit a go-ahead field goal from 45 yards out with 5:45 left, and the defense made a key stand before Nate Noel's open-field running clinched a comeback victory over longtime rival Marshall on a Thursday night in front of 28,377 fans at The Rock.

In Marshall's first visit to Boone since 1996, App State climbed out of a nine-point hole and erased a fourth-quarter deficit in a win for the first time since the 2017 season at Idaho.

The Mountaineers forced a punt to regain possession at their own 8 with four minutes left. Noel had gains of 11, 14, 41 and 22 yards on the final drive alone, smartly going down short of the end zone in the final two minutes to prevent Marshall from possibly regaining possession with an eight-point deficit.

Trailing by nine points to start the fourth quarter, App State moved from its 38 to the Marshall 25 thanks to an acrobatic catch by Corey Sutton. Two plays later, he improbably came down with a 24-yard touchdown catch at the left-edge of the end zone.

Camerun Peoples scored three first-half touchdowns for App State.

## OCTOBER 20, 2021 MOUNTAINEERS BEAT RANKED CHANTS ON KICK APP STATE 30, #14 COASTAL CAROLINA 27

Chandler Staton's 24-yard field goal as time expired lifted App State to a dramatic win against No. 14 Coastal Carolina on a Wednesday night in front of 31,061 fans at Kidd Brewer Stadium, putting the Mountaineers in the driver's seat to win a Sun Belt East Division title.

It was the biggest regular season crowd for a college football game on a Tuesday/Wednesday since 2011.

With the Chanticleers (6-0 entering Boone) as the highest-ranked FBS team to ever visit The Rock, which drew an above-capacity crowd for a mid-week game on ESPN2, the Mountaineers posted their second-ever win against a ranked opponent — and first since the 34-32 win vs. Michigan in 2007.


Defensively, the Mountaineers limited Coastal to 55 rushing yards — 208.5 below its season average — on 29 attempts. App State held the Chants to 16 offensive yards on 10 fourth-quarter plays, only one of which produced a first down. Coastal entered the game ranked No. 1 at the FBS level in points per game (48.8) and No. 2 in yards per game (554.2).

Malik Williams caught 10 passes for a career-high 206 yards as Chase Brice threw for a career-high 347 yards and two touchdowns. App State tied the game at 27-all on a 43-yard TD run by Camerun Peoples late in the third.

App State's defense came up huge in the fourth quarter, forcing three Coastal punts, the last one being fair-caught at the App State 38 with 3:53 remaining. Brice had back-to-back throws of 16 and 19 yards to Williams to get the Mountaineers in scoring range. With time on its side and timeouts lacking for the Chanticleers after a third-and-1 conversion to the 11 with less than two minutes remaining, App State milked the clock to set up a storm-inducing kick.

It was App State's first field goal to end a win at The Rock since the 44-41 victory against Troy in three overtimes in 2015.

Coastal Carolina jumped out to a 14-0 lead, but App State rallied to tie the game, with a surprise onside kick connection between Michael Hughes and a diving Milan Tucker playing a key role in the Mountaineers scoring two touchdowns in 42 seconds.



*Chandler Staton, kicking out of Clayton Howell's hold, made a 24-yard field goal as time expired against No. 14 Coastal Carolina, the highest-ranked opponent to ever visit Kidd Brewer Stadium. The Wednesday night game drew a crowd of 31,061.*





# HISTORIC 2019 SEASON

13-1 (MOST WINS IN STATE, SUN BELT HISTORY)  
#18 FINAL COACHES POLL, #19 FINAL AP TOP 25  
SUN BELT, NEW ORLEANS BOWL CHAMPIONS  
6-0 ROAD RECORD WITH WINS AT UNC, USC

## SEASON SUPERLATIVES

The Mountaineers became the first Sun Belt team and the first FBS team from the state of North Carolina to win 13 games.

App State became the first Sun Belt team to conclude a season in the Top 25 and claimed the top spot among FBS teams from North Carolina for the second straight year.

App State became the first FBS program to win five bowl games in each of its first five bowl-eligible seasons.

App State tied Ohio State for the third-best winning percentage among FBS teams, behind just LSU (15-0) and Clemson (14-1).

App State's 54-12 overall record from 2015-19 was the fifth-best mark in the country during that span, trailing just Clemson, Alabama, Ohio State and Oklahoma.

The Mountaineers finished as a statistical champion or co-champion in two categories: sole possession of first with a fourth-down conversion percentage of 81.3 and tied with Illinois for the FBS lead with six defensive touchdowns.

App State became just the fifth program in major college football history to send its fifth-year seniors out with five bowl wins and four conference titles, joining Nebraska (1969-73), Alabama (1975-79), Florida State (1991-95) and Marshall (1998-2002).

App State was the first Group of Five program to have two players picked in the 2020 NFL Draft, as running back Darrynton Evans went to the Tennessee Titans in the third round and linebacker Akeem Davis-Gaither was picked by the Cincinnati Bengals to open the fourth round.

App State led the nation in road wins en route to the only 6-0 road record by FBS teams.



App State ranked No. 7 nationally and No. 1 among G5 programs with an average scoring margin of plus-17.5 points per game against FBS competition. The Mountaineers had a balanced team that ranked No. 9 nationally in scoring offense (38.8 points), No. 21 in scoring defense (20.0 points) and tied for No. 2 with five blocked kicks.

The fifth-year seniors finished their careers with a 7-0 postseason record that included two wins in the Sun Belt title game. Fourth-year seniors were on teams that went 43-10 with a Sun Belt title every season.

From 2015-19, App State improved to an FBS-best 24-0 in non-season-opening games in which it had more than a week to prepare.

App State set Sun Belt records for single-season points (543) and touchdowns (73).

With 13 wins, App State tied for the second-highest total by a Group of Five team since the Sun Belt was established in 2001. Boise State had a G5-record 14 wins in 2009.

App State set a program record for fewest turnovers committed in a season with nine and tied the program's single-season record for lost fumbles by losing only three.

For the sixth straight FBS season, App State ranked in the top 25 nationally in rushing yards per game (No. 16 at 231.4 in 2019) and fewest sacks allowed (tied for No. 17 with 18 in 2019).

App State set a then-program record with seven national television appearances in 2019.

App State led the Sun Belt in attendance for the third time in four seasons from 2016-19.





**Mountaineers are listed alphabetically with numbers worn and years played. To be included in the all-time roster, a player must have played in a varsity game. Any additions, deletions, and/or corrections can be submitted with proper documentation to the App State sports information office.**

**A**

J.J. Abbott.....	9, 1987
Richard Abbruzzese.....	33, 1954
David Abernathy.....	90, 1975-78
Nate Abraham.....	27, 1991-94
Kevin Abrams-Verwayne.....	97, 2022
Chris Abrille.....	19, 1998-99
Brad Absher.....	18, 2015-18
Alex Acey.....	77, 2011-14
Mario Acitelli.....	61, 2006-09
Adams.....	1958
Adams.....	1935, 1937
Adams.....	41, 1975-46
Billy Adams.....	71, 1973
Bobby Adams.....	71, 1957
Desmond Adams.....	18, 1996
Gerald Adams.....	48, 1950-52
Herbert Adams.....	10, 1936
Kemal Adams.....	1, 1989
Mock Adams.....	15, 2016-18
Stewart Adams.....	40, 2001-04
Kenny Adcock.....	12, 1988
Adelman.....	1946
Chuck Ader.....	65, 1984
Orlando Ager.....	55, 1980-83
Bob Agle.....	82, 1965-1968
Richard Agle.....	23, 1969-70
.....	80, 1971-72
Ben Aiken.....	66, 1994-98
Chris Aiken.....	91, 2010-11
Dub Aiken.....	44, 1949-50
Dauber Akins.....	49, 1946-47
Sid Akins.....	1956
Bill Al-Zaid.....	79, 1992
Troy Albea.....	2, 1999-2000
Donnovan Albright.....	87, 1995
John Alcorn.....	1965
Bob Alexander.....	20, 1969-71
Harold Alexander.....	5, 1989-93
Kent Alexander.....	8, 1982
Wick Alford.....	50, 1948-49
Charlie Allard.....	78, 1997-78
Allen.....	19, 1945-46
Jeff Allen.....	77, 1980
Josh Allen.....	52, 2000-01
Paul Allen.....	52, 1965-68
.....	72, 1969
Pete Allen.....	25, 1954
Tripp Allen.....	46, 1988
Wes Allen.....	54, 1997-01
Brad Allred.....	16, 1952
Glen Alspaugh.....	1967
Matt Alspaugh.....	49, 1996-99
Brown Ammons.....	1934
Randy Anders.....	37, 1982
Anders.....	1958
Chris Anderson.....	70, 1989-93
D. Anderson.....	87, 2014
.....	22, 2015
Karl Anderson.....	45, 2010-13
Randell Anderson.....	72, 1956-57
Raykwon Anderson.....	22, 2019
Trey Anderson.....	86, 2014
Josh Anding.....	89, 2012-13
Rommell Andre.....	80, 2011
.....	39, 2013
Rovie Angell.....	2, 1934-37
Greg Angle.....	41, 1978-80
Dyke Anstee.....	4, 1979
Jake Appling.....	64, 2017
Kim Arey.....	5, 1982
Jimmy Armstrong.....	25, 1983-86
Kevin Armstrong.....	36, 1987
.....	22, 1988
Mykelti Armstrong.....	5, 2015
Kyle Arnholt.....	56, 2022
Andy Arnold.....	2, 1990-94
Ashburn.....	22, 1945-46
Rodney Ashby.....	88, 1971
Wiley Ashworth.....	61, 1967
.....	77, 1968-70
Kemal Atkins.....	1, 1987-88
.....	1990-91
Steve Atkins.....	67, 1969

Alan Atwater.....	34, 2003-04
Atwater.....	3, 1939
Mike Atwell.....	52, 1986
Gabe Austell.....	21, 1949-50
Austin.....	1931
Austin.....	1946
Frank Auten.....	39, 1955
Jackie Avery.....	98, 1994-97
Ken Avery.....	84, 1970-72
Remi Awolowo.....	32, 1997
.....	4, 1998-2001
Ayers.....	1946
Harvey Ayers.....	11, 1955

**B**

Tershaard Baar.....	12, 1999
Jacob Bacon.....	94, 1998
Tommy Bacote.....	32, 1972-73
Brett Badgett.....	86, 1985
David Baile.....	78, 1974
Drew Bailey.....	44, 2011-14
Joe Bailey.....	75, 1958-59
.....	77, 1960-61
David Bailie.....	78, 1975-76
Buddy Baird.....	30, 1978
B.J. Baker.....	51, 1951-53
Bake Baker.....	14, 1994-97
Cedric Baker-Boney.....	29, 2008-11
Mark Baker.....	1987
Ted Baker.....	66, 1978
Zac Baker.....	58, 2010-11
.....	84, 2012
Baker.....	7, 1938-40
Josh Baldwin.....	18, 2002-04
Cameron Ball.....	94, 1995
Tommy Ball.....	50, 1988-90
Jim Ballou.....	26, 1976-78
Ian Bamard.....	6, 2013
Pierre Banks.....	31, 2004-08
Mina Banoub.....	92, 2004-06
Ken Barbee.....	62, 1992-96
Gene Barber.....	13, 1952
Will Barber.....	84, 1989-92
Jaylen Barbour.....	4, 2014-15
Chris Barden.....	30, 1995-98
Steve Bare.....	65, 1990
Bob Barger.....	1967
Oscar Barker.....	1928
Craig Barker.....	59, 1993-94
.....	31, 1995-96
Geoff Barkett.....	56, 1984
Henry Barnes.....	20, 2011-12
Jim Barnes.....	34, 1966-67
.....	62, 1968
Kalik Barnes.....	6, 2011
Greg Barnette.....	60, 1989-90
Ian Barnard.....	67, 2010-12
Nay Rex Barnhardt.....	1966
Rob Barren.....	37, 1983
Brody Barrett.....	68, 2016-18
Wes Barrier.....	36, 1986
Joel Barrington.....	9, 1994
Angelo Bartis.....	12, 1978
Jim Bartlinski.....	75, 1980
Doug Barton.....	74, 1970
Ted Bartz.....	10, 1936
Pat Bass.....	1956
Neil Batelli.....	72, 1964
Hans Batichon.....	3, 2004-07
David Batten.....	7, 1998
.....	15, 1999
Billy Battillo.....	48, 1985
Roscoe Batts.....	12, 1973-75
Boyd Baucom.....	1934
Herman Baucom.....	1930-31
A.J. Beach.....	27, 2018
Wesley Beam.....	25, 1969-71
Bob Beane.....	41, 1956
Jerry Beard.....	34, 2000-02
Rick Beard.....	24, 1979
.....	1981-82
.....	21, 1980
Marvin Beasley.....	51, 1956
Rick Beasley.....	21, 1977-80
Doug Beaty.....	45, 1984-87
Bobo Beathard.....	81, 2011-15
Bobby Joe Beaver.....	43, 1956-57
Danny Beck.....	54, 1965
.....	13, 1966
.....	50, 1967-68
Gil Beck.....	55, 1974-77
Cole Becker.....	41, 2022
Jack Beckett.....	32, 1964

Matt Beecher.....	89, 2008
Belk.....	1930
Ingram Bell.....	22, 2010
Joe Bell.....	29, 1983
Tucker Bell.....	57, 2014
Dan Belu.....	45, 1990
Malcolm Bennett.....	91, 2008-09
Danny Bentley.....	75, 1992-96
Curtiss Benton.....	95, 2014
Roger Benton.....	72, 1972
.....	78, 1973
Tony Bequette.....	64, 1994-98
Wes Berrier.....	39, 1987
Joe Best.....	43, 1997-2000
Quincy Bethea.....	3, 1984-87
Daniel Bettis.....	80, 2002-06
Jonathan Bieschke.....	72, 2005-08
Bob Bigger.....	64, 1984-87
Eddie Biggs.....	83, 1970-72
Bobby Billings.....	25, 1967
Brian Billings.....	71, 2001-04
Wayne Binstead.....	71, 1965-66
Tyler Bird.....	51, 2018-22
Derrick Black.....	3, 2002-03
Willard Black.....	72, 1959
Paul Blackburn.....	36, 1949-51
Jason Blackmon.....	82, 1998
Dante Blackmon.....	24, 2013-14
Kenny Blacknell.....	46, 1984-87
George Blackstock.....	95, 2018-19
.....	55, 2020
Gage Blackwood.....	65, 2019-21
Larry Blackwood.....	79, 2004-07
Ronald Blair.....	49, 2011-15
Jason Blalock.....	57, 2000-03
Patrick Blalock.....	34, 2010-13
Blalock.....	1938
Bill Blanton.....	66, 1961
Nate Blanton Jr.....	49, 2022
Dan Blew.....	72, 1989
Don Blue.....	47, 1990-94
George Blum.....	21, 1936
Bill Bobo.....	26, 1965-66
F.P. Bodenheimer.....	1951
Fred Boger.....	26, 1947-49
Eric Boggs.....	45, 2014-17
Ray Barger.....	1931
Dick Bolin.....	35, 1954
.....	12, 1955
.....	52, 1956-57
Craig Bonner.....	23, 1976-79
Robert Boone.....	78, 1963
Blackburn Booth.....	78, 1979-81
Bost.....	18, 1939
.....	11, 1940
Ed Bost.....	17, 1949-50
Dylan Bostick.....	61, 2010-11
Nay Rex Bouboulis.....	87, 1988-89
Philip Bould.....	39, 2006
Al Bowen.....	50, 1972-73
Todd Bowers.....	79, 1994-95
David Bowman.....	34, 1975
.....	48, 1975-78
Harry Bowman.....	26, 1940-43; 47-49
Ed Boyd.....	62, 1981-84
Josh Boyd.....	8, 2015-16
Boyette.....	25, 1945-46
Tommy Boyette.....	11, 1946-47
Ray Boyles.....	18, 1956
Bobby Bozzo.....	56, 2007-10
Roy Bracey.....	18, 2004
Bill Bradley.....	30, 1959
.....	41, 1960-62
Russ Bradley.....	13, 1983
.....	9, 1984-85
Clint Bradshaw.....	25, 1972-74
Brady.....	1937
Bill Brady.....	59, 1984
Morris Branch.....	47, 1950-53
Alan Breeding.....	81, 1978-81
Seth Breitenstein.....	26, 2004
.....	29, 2005-07
Brendell.....	11, 1945-46
Brennan.....	1946
Brevard.....	1942, 1946
Demery Brewer.....	52, 2008-11
Chase Brice.....	7, 2021-22
Joe Briggs.....	15, 1986-89
George Bright.....	34, 1951-52
Kenny Bright.....	29, 1990-93
Billy Brink.....	12, 2002
Cole Becker.....	5, 2003
Robert Brinkley.....	30, 1980-81

Charlie Britt.....	14, 1991-92
Danny Britt.....	24, 1998
Paul Brittain.....	61, 1957-1958
.....	65, 1959
.....	68, 1960
Larry Brock.....	65, 1997-2001
Thomas Bronson.....	56, 2013-14
Buddy Brooks.....	47, 1946-47
Gwyn Brooks.....	41, 1964
.....	45, 1965-66
.....	85, 1967
Keith Brooks.....	25, 1979-82
L.J. Brooks.....	21, 1996-99
Bob Broome.....	22, 1936
.....	3, 1937-39
John Broome.....	71, 1983-86
Robert Broome.....	76, 1979-81
Brown.....	1946
Brown.....	1958
Charlie Brown.....	29, 1984
Charlie Brown.....	44, 1998
.....	56, 2000
Chuck Brown.....	76, 1984
Dexter Brown.....	47, 1984
.....	59, 1985-87
Eric Brown.....	46, 1997
Fred Brown.....	76, 1974-75
John Brown.....	13, 1986-90
Josh Brown.....	48, 1994
Kerry Brown.....	76, 2004-07
KeSean Brown.....	28, 2019-22
Larry Brown.....	3, 1978
Steve Brown.....	8, 1978-81
Tony Brown.....	43, 1991-92
Tyrell Brown.....	1, 2013
Wayne Brown.....	66, 1989
Willie Brown.....	20, 1975
Zach Brown.....	67, 2008-09
Bob Bruton.....	82, 1957
Mac Bryan.....	62, 1978-79
Kameron Bryant.....	17, 2012
.....	5, 2013-14
Ted Bryant.....	70, 1975
.....	66, 1977
Bryson.....	1946, 1948
David Bryson.....	73, 1974-76
Herman Bryson.....	33, 1947-49
Scott Bryson.....	52, 1991
Gabe Bucca.....	42, 1979
Buckner.....	1929
Jason Budinger.....	63, 1990-92
Bernard Buey.....	64, 1969
.....	56, 1970-72
Kevin Bullard.....	50, 1986
Bumgardner.....	1948
Al Bumgarner.....	19, 1952-54
Ed Bundy.....	26, 1967-70
Joe Burchette.....	12, 1998
.....	16, 1999-2002
Ryan Burger.....	18, 2022
Jason Burk.....	95, 1994
Will Burkett.....	18, 1992
.....	26, 1993-94
DJ Burks.....	21, 2022
Cal Burseson.....	87, 1957-58
.....	88, 1959
Argie Burnette.....	58, 1978
.....	53, 1979
Clyde Burnette.....	61, 1960
Luke Burnette.....	79, 2018
Barrett Burns.....	85, 2013-16
Brian Burns.....	56, 1984-85
Charles Burns.....	51, 1978-80
Stephen Burns.....	99, 2012-14
Kevin Burton.....	84, 1993-96
Bob Butler.....	80, 1959
Bobby Butler.....	1966
George Butler.....	11, 1971
.....	20, 1972
.....	80, 1973
Jeff Butler.....	66, 2003
.....	81, 2004
Larry Butler.....	75, 1969-72
Mike Butler.....	45, 1982
Ron Byerly.....	22, 1965-68
Mike Byers.....	24, 1990-92
Bynum.....	18, 1945-46
Tony Bynum.....	31, 1988
.....	29, 1989
David Byrd.....	20, 1967-68
.....	65, 1969-71
Ken Byrd.....	9, 1995
.....	4, 1996-97



ALL-TIME ROSTER

Wayne Byrd..... 11, 1963-66
Omarr Byrom..... 95, 2003-06
C
Travaris Cadet..... 7, 2009-11
Jody Caldwell..... 14, 1974
Harold Calhoun..... 1929-31
Mike Callaway..... 97, 1983
Chris Calloway..... 25, 1996
Pete Camelo..... 18, 1979-81
Roger Cameron..... 1950
D.J. Campbell..... 10, 1989-92
Dave Campbell..... 63, 1972
David Campbell..... 77, 1974
Marty Campbell..... 76, 1987-88
Nick Canepa..... 92, 2009
Clyde Canipe..... 1928-30
Butch Cannady..... 23, 1975
Billy Cannon..... 33, 1979
Rayford Cannon..... 92, 1984-87
Mike Cansler..... 14, 1975-76
Danny Canter..... 1976
Josh Canterbury..... 32, 1998
James Cantrell..... 19, 1947-48
Kevin Canty..... 44, 1987
Jaquill Capel..... 88, 2014
Greg Captain..... 63, 1988
Mark Carballo..... 15, 1979
Nic Cardwell..... 88, 2004-07
Ben Carlson..... 70, 1994
John Carner..... 80, 1981
Al Carpenter..... 75, 1976-77
Ben Carpenter..... 47, 1954
Jon Carpenter..... 39, 1998
Stephen Carpenter..... 26, 1995-96
Adam Carr..... 22, 1992
George Carr..... 99, 2003
T.J. Carrington..... 24, 1994
Ray Carroll..... 1967
Steve Carson..... 85, 1994-97
Hill Carter..... 54, 1955
James Carter..... 1967
Jerelle Carter..... 55, 2001-04
Jim Carter..... 10, 1968
Joel Carter..... 57, 1980-83
Scott Carter..... 50, 1986-87
T.D. Carter..... 1953
Cartrette..... 1957
J.P. Caruso..... 10, 2015-16
Richard Casey..... 71, 1969
Ryker Casey..... 73, 1970
Leonard Cashion..... 43, 1947-48
John Caskey..... 41, 1946-48
Steve Caskey..... 25, 1949
Gary Cass..... 19, 1982
Anderson Castle..... 44, 2020-22
Doral Catchings..... 35, 1988
Al Catlett..... 1950-51
Nikia Cathey..... 19, 2015
Ken Causey..... 45, 1970-72
Bill Cavany..... 70, 1967
Joey Cave..... 50, 2019
Bill Cecil..... 46, 2014-17
Austin Chambers..... 41, 2013
David Chandler..... 23, 1966-68
Mike Chandler..... 24, 1970
Chris Chapel..... 7, 1996
Robbie Chapin..... 64, 1980-81
Jesse Chapman..... 60, 2012-15
Steve Chapman..... 33, 1969-71
Chris Charles..... 16, 1995
Wesley Charles..... 75, 1990-91
Norman Chastain..... 61, 1982
Jon Chasteen..... 37, 2000-03
Todd Chavious..... 98, 1983
Victor Chavis..... 80, 2001
Kevin Chelko..... 52, 1981-84
Cherry..... 4, 1939-40
Austyn Chestnut..... 19, 2021

Rod Chisholm..... 4, 2009-10
Bill Church..... 22, 1961-62
Mark Church..... 44, 1973
Zach Church..... 61, 2004
Brian Clark..... 62, 1985
Carl Clark..... 1951
Greg Clark..... 87, 1971-72
Hillard Clark..... 41, 1954-55
Mike Clark..... 26, 1974
Markell Clark..... 96, 2017-18
Markus Clark..... 91, 2022
Michael Clark..... 24, 2004
Milton Clark..... 45, 1976
Nakendrick Clark..... 27, 2019
Shawn Clark..... 61, 1994-98
Mike Clarke..... 4, 1975
Ronald Clarke..... 27, 2020-22
Wayne Clawson..... 32, 1965
Rocky Clay..... 2, 1988-89
Bill Cleary..... 46, 1948-50
Cleewood..... 1942
Scott Clegg..... 66, 1983-85
Jim Clement..... 43, 1966-67
Bob Clendenin..... 27, 1951-53
Josh Clendenin..... 71, 1997-2000
Dee Clifton..... 30, 1983
Matt Cline..... 34, 2006
W.A. Cline..... 81, 1960
Jay Clinton..... 24, 1963-66
Jimmy Cloninger..... 1965
David Clontz..... 17, 1985-86
Dexter Coakley..... 32, 1993-96
Chris Coates..... 73, 1990
Todd Coates..... 11, 1993
Chris Coats..... 84, 1987-88
Cobb..... 19, 1940
Cobb..... 13, 1957
Trey Cobb..... 45, 2018-19
T.J. Carrington..... 7, 2020-22
Phil Cocciolletti..... 11, 1972-73
Josh Cockman..... 69, 2004
Michael Cody..... 90, 1979-82
Tim Cokely..... 43, 1969-72
John Colbert..... 62, 1990-91
Charlie Cole..... 16, 1985-86
Chuck Cole..... 62, 1976-77
James Coleman..... 1966-67
Jamie Coleman..... 12, 1993
Brad Coley..... 60, 2005-08
Collins..... 14, 1945-46
Archie Collins..... 66, 1986-88
Ben Collins..... 69, 1998
Braden Collins..... 81, 2018
James Collins..... 85, 1970
Keith Collins..... 26, 1986-89
Parker Collins..... 75, 2013-16
Jamie Collmar..... 66, 2013-16
John Colom..... 63, 1974
George Coltharp..... 77, 1995-96
Combs..... 1930
Butch Comer..... 56, 1983
Madison Cone..... 12, 2021
Jim Conger..... 73, 1956-57
Chris Conner..... 91, 1985-89
Jeff Connor..... 52, 1987-88
Cook..... 1928-31
Bill Cook..... 31, 1956
Joe Cook..... 22, 1952
Noel Cook..... 53, 2016-17
Joel Cooke..... 93, 1992
Mack Cooke..... 1963
Craig Cooper..... 83, 1965-66
Ivan Copney..... 81, 1987-90
Matt Corbin..... 17, 2006
William Corbin..... 94, 2011
George Corn..... 3, 1936

Neil Cornatzer..... 6, 1996
Scott Cornatzer..... 31, 1997-2000
Zach Cornatzer..... 45, 1998-2002
Jimmy Corne..... 64, 1964-66
Jeff Corning..... 74, 1967
Jeff Corning..... 67, 2002
Greg Corne..... 63, 2003-05
John Correll..... 8, 1983
Corum..... 38, 1945-46
Mike Coston..... 53, 1972-73
Bob Cotton..... 52, 1978-80
Ryan Coulter..... 41, 2001
Alex Coulthard..... 79, 2012
Shaq Counts..... 63, 2011-13
T.J. Courman..... 67, 2014-15
T.J. Courman..... 42, 2005
Courts..... 12, 2006-08
Anthony Covington..... 21, 1940
Anthony Covington..... 27, 2013
Cowan..... 1942
Rydelld Cowan..... 28, 2000-01
Marcus Cox..... 14, 2013-16
Bryan Cox..... 63, 1991-93
Tony Cox..... 90, 1987-88
Austin Crabill..... 37, 2010
John Craig..... 35, 1975-76
Doug Crater..... 35, 1956
Doug Crater..... 62, 1957-58
Andre Crawford..... 6, 1982-84
Doug Credle..... 13, 1998
Crissman..... 1946
Bentlee Critcher..... 91, 2013-16
Rylee Critcher..... 94, 2017
Randy Critcher..... 36, 1984
Zac Crosby..... 85, 2020
Bill Cross..... 22, 1948-50
Crouse..... 1928
Phil Crumb..... 32, 1999
Erik Crutchfield..... 8, 2001-02
Larry Crutchfield..... 72, 1960-63
Anthony Cruver..... 4, 2005-08
Gary Cuccio..... 65, 1972
Thomas Culbreth..... 14, 1961
Harold Culler..... 28, 1936
R.E. Cummings..... 36, 1952-55
Rick Cummings..... 15, 1971
Stan Cunningham..... 60, 1976-79
Mike Cureton..... 95, 1985-88
Torrey Cureton..... 41, 2001
Lorne Curley..... 63, 1989
Matt Curtis..... 39, 2004
Steve Curtis..... 61, 1961-63
D
Dabbs..... 1929
Olawale Dada..... 36, 2013-15
Daddis..... 1958
Jim Daffron..... 61, 1980-81
Nathan Daigle..... 18, 1997
Antony Dale..... 79, 1970-71
Dale..... 1958
Damion Daley..... 75, 2020-22
Chad Dalton..... 30, 1995
Jeff Dalton..... 79, 1989
D'Amato..... 10, 1945-46
Gary Dandridge..... 16, 1987-91
Carroll Daniels..... 42, 1956
Grip Daugherty..... 30, 1936
Brent David..... 11, 1937-39
Brent David..... 49, 1989-93
C. Davidson..... 1946
G. Davidson..... 1946
Tom Davidson..... 49, 1987-88
Eric Davidson..... 57, 1989-90
Eric Davidson..... 33, 2013-15
Drew Davies..... 43, 2012
Akeem Davis-Gaither..... 24, 2015-19
Bradley Davis..... 34, 2022
Dashaun Davis..... 17, 2019-22
Davis..... 1930-31, 1933
Edward Davis..... 33, 2016-17
Gary Davis..... 4, 1974
Jon-Michael Davis..... 7, 1975-77
Jon-Michael Davis..... 83, 1996-99
Josh Davis..... 24, 2005-08

Larry Davis..... 13, 1953-54
Ralph Davis..... 1967
Ray Davis..... 34, 1955
Roland Davis..... 83, 1956-57
Jimmy Davis..... 79, 1988
Tony Davis..... 55, 1988-92
Tommy Dawkins..... 99, 1985-86
Tommy Dawkins Jr..... 91, 2017-21
Kaleb Dawson..... 25, 2018-19
Kenny Dawson..... 2, 2020-22
George DeBaboy..... 32, 1984-88
Day..... 20, 1940; 1946
Bud Day..... 32, 1963
David Day..... 84, 1957
Jim Day..... 14, 1957
Michael Day..... 55, 1984-87
Jim Daye..... 86, 1958-59
Johnny Daye..... 84, 1960
Phil Daye..... 88, 1962-63
Phil Daye..... 38, 1998-2000
Steve Deal..... 1954
George DeBaboy..... 43, 1967-68
Mitch Dellinger..... 59, 1992
Paul Dellinger..... 55, 1959
Jack DeMatteo..... 58, 1979
George Demko..... 76, 1958-60
Larry Dennis..... 31, 1993-34
Peyton Derrick..... 13, 2018
Clayton Deskins..... 32, 1968-71
Ryan Devaughn..... 88, 2002
David Devine..... 46, 1996
Drew Devine..... 11, 2003-04
Mark DeVries..... 35, 1987
Craig DeWalt..... 82, 1969
Elijah Diarrassouba..... 57, 2017-20
Joe DiBernardo..... 50, 1992-96
Roger Dick..... 50, 1970
Gene Dillard..... 67, 1971-72
Gene Dillard..... 74, 1964-65
Andy Dillenbeck..... 53, 1966
Jeff Dillman..... 51, 1967
Jeff Dillman..... 87, 1978
Jeff Dillman..... 79, 1998
Dominick Dingle..... 64, 1999
Dominick Dingle..... 21, 2004-06
DeAndre Dingle-Prince..... 50, 2020-22
Solomon Dixon..... 48, 1996
Tim Doane..... 62, 1975
Aaron Dobbins..... 74, 1976-78
Chris Dobbins..... 36, 1999
Chris Dobbins..... 47, 2000-01
Dobb Dobbins..... 97, 1984
Dobb Dobbins..... 1932
Jimmy Dobbins..... 40, 1974-76
Phil Dobler..... 80, 1980
Matt Dodge..... 68, 1981
Matt Dodge..... 99, 2005
Todd Dodson..... 74, 1981-84
Ed Doler..... 1953
Donahoe..... 43, 1945-46
Dale Donatelli..... 42, 1997
Joe Doran..... 82, 1999
Nathan Dorton..... 83, 2010
Dotson..... 1931
Logan Dublin..... 40, 2018-2022
Barnard Dougherty..... 1930
Troy Douglas..... 25, 1983
Travis Dowda..... 5, 1984-86
Travis Dowda..... 42, 2006-08
Anthony Downs..... 60, 1984-87
Randy Drew..... 98, 1981
August Drews..... 89, 2020-22
Don Driggers..... 1967
Jay Drudge..... 28, 1990-92
Clifton Duck..... 22, 2016
Jeff Dudan..... 4, 2017-18
Jeff Dudan..... 83, 1989-90
Levi Duffield..... 86, 2015-17
Dan Duffy..... 45, 1983
Regan Dufort..... 72, 2011-12
Bill Dulin..... 20, 1946-47
Sean Dunaway..... 53, 2002
Jon Duncan..... 87, 2003-04
Jon Duncan..... 12, 1994-97
Monzell Dunlap..... 82, 1987-88
Bobby Dunn..... 10, 1982-84
Jeff Dunn..... 97, 1993
Jerry Dunn..... 63, 1956-57
Bob Dunnigan..... 41, 1956





Donnie Durham ..... 27, 1986-90  
 Ed Durham ..... 80, 1994  
 ..... 81, 1995  
 ..... 89, 1996-98  
 Ray Durham ..... 1930  
 Max Durschlag ..... 53, 2018  
 Pat Dye ..... 45, 1981

**E**  
 Jordon Earle ..... 99, 2019-22  
 Eldred Eady ..... 48, 1995  
 Jake Easter ..... 16, 2016  
 Tommy Edge ..... 96, 1983  
 Tobias Edge-Campbell ..... 52, 2015-18  
 David Edminsten ..... 1950-51  
 ..... 17, 1952  
 Joe Edminsten ..... 25, 1951-52  
 ..... 51, 1953-54  
 John Edmond ..... 33, 1982-85  
 Allan Edwards ..... 88, 1961  
 Armani Edwards ..... 14, 2006-09  
 Brantley Edwards ..... 60, 1988  
 Herbert Edwards ..... 36, 1954  
 ..... 23, 1955  
 Isaac Edwards ..... 96, 2015  
 Jack Edwards ..... 83, 1960  
 James Edwards ..... 18, 2022  
 Randy Edwards ..... 1976  
 Rashaan Edwards ..... 95, 1992  
 Sandy Edwards ..... 24, 1960-62  
 Willie Edwards ..... 2, 2019  
 Edwards ..... 26, 1937-39  
 Joel Efrid ..... 80, 1978  
 ..... 60, 1979-80  
 Roy Eggleston ..... 20, 1936  
 Ryan Eichler ..... 86, 1994-95  
 Aubrey (Orb) Elam ..... 44, 1953-55  
 ..... 21, 1956  
 Blake Elder ..... 37, 2007  
 ..... 3, 2008-10  
 Trey Elder ..... 15, 2004-07  
 William Elder ..... 55, 1998  
 Alvin Eldridge ..... 1950  
 Claude Eldridge ..... 30, 1947-50  
 Eric Elkin ..... 94, 1978  
 Charles Elkins ..... 1965  
 Tyler Elkins ..... 68, 1997-2001  
 Tanner Ellenberger ..... 37, 2019-20  
 Franklin Eller ..... 1953  
 Joe Eller ..... 1953  
 Jim Ellington ..... 1967  
 Shawn Elliott ..... 91, 1991-95  
 Al Ellis ..... 32, 1989-91  
 Mark Ellis ..... 85, 1982  
 ..... 9, 2003  
 Scott Ellis ..... 88, 1983  
 Eric Elsener ..... 12, 2003-05  
 Emody ..... 28, 1937-40  
 Kenneth England ..... 31, 1947  
 David Epperson ..... 67, 1978  
 Ricky Epps ..... 77, 2003  
 Kevan Espy ..... 17, 1987-88  
 Eddie Estes ..... 34, 1976-79  
 Darrynton Evans ..... 19, 2016  
 ..... 3, 2018, 2019  
 John Evans ..... 36, 1994  
 Mike Evans ..... 18, 2019-21  
 Thompson Evans ..... 47, 1956  
 Ricky Everett ..... 1966  
 Troy Everett ..... 53, 2021  
 ..... 52, 2022  
 Clyde Everette ..... 81, 1993  
 ..... 15, 1994-96  
 Wayne Everhardt ..... 78, 1957-60  
 James Everidge ..... 45, 1950-52  
 Austin Exford ..... 9, 2015-18

**F**  
 Lloyd Fair ..... 31, 1959  
 Jeff Fairley ..... 89, 1985-87  
 ..... 86, 1989  
 Melvin Fairly ..... 27, 1935-38  
 Gary Falden ..... 32, 1976-79  
 Jon Fanning ..... 74, 1994-96  
 Kevin Farkas ..... 61, 1992-93  
 Justin Farmer ..... 77, 1997-2000  
 Derrell Farrar ..... 33, 2022  
 Farthing ..... 26, 1945-46  
 Cline Farthing ..... 1934; 13, 1936  
 Hal Farthing ..... 3, 1935-37  
 Jordan Favors ..... 11, 2022  
 Jordan Fehr ..... 59, 2016-19  
 Jeff Fela ..... 39, 1972

A. Felton ..... 16, 1939-42  
 Cedrick Felton ..... 51, 1982-86  
 Don Felton ..... 32, 1946-47  
 ..... 41, 1948-50  
 Tom Felton ..... 24, 1983-84  
 V. Felton ..... 8, 1938-40  
 Gordon Fenderson ..... 28, 1994-96  
 Ricky Ferguson ..... 28, 2012-15  
 Curtis Ferguson ..... 36, 1989  
 Kyler Ferguson ..... 30, 1989  
 ..... 6, 1990-93  
 Tyson Fernandez ..... 72, 2013-16  
 Don Ferrell ..... 12, 1966-68  
 Derek Fewell ..... 74, 1988-90  
 Michael Fiebert ..... 33, 2001  
 Steve Fields ..... 26, 1980-81  
 Jack Fine ..... 21, 1964-65  
 Sam Finley ..... 1954  
 Tom Finley ..... 12, 1954  
 Daniel Finnerty ..... 58, 2006-09  
 Bill Fioretti ..... 60, 1972  
 Graham Fisher ..... 55, 2011-14  
 Pete Fisher ..... 35, 1954  
 Curtis Fitch ..... 17, 2015, 2017  
 Wilson Fitchett ..... 59, 2008-11  
 Cliff Fitte ..... 81, 1994  
 Walker Fitts ..... 17, 1936  
 Fitzgerald ..... 1931  
 Bob Flanigan ..... 46, 1972  
 Fletcher ..... 1947  
 Jabari Fletcher ..... 54, 2007-10  
 Wayne Fletcher ..... 76, 1967-71  
 Anthony Flory ..... 58, 2015  
 ..... 44, 2016-18  
 Ed Flowers ..... 14, 1936  
 Roy Floyd ..... 53, 1968  
 Arnold Floyd ..... 20, 1978-80  
 Darrian Floyd ..... 31, 2002  
 Eric Floyd ..... 37, 1990-92  
 Roy Floyd ..... 53, 1969-70  
 Guy Flynt ..... 13, 1962-65  
 Mike Foley ..... 58, 1992  
 Andy Forbis ..... 80, 1989-91  
 Keaton Forbes ..... 34, 2018  
 Devon Ford ..... 14, 1973  
 ..... 1, 74-76  
 Jordan Ford ..... 12, 2014-15  
 James Forney ..... 39, 1985  
 Fortiner ..... 1928-29  
 Charles Fowler ..... 13, 1976-79  
 DaVon Fowlkes ..... 22, 2000-04  
 Leo Fox ..... 81, 1957  
 Wiley Fox ..... 49, 1978  
 Eric Foxx ..... 35, 1981  
 ..... 29, 1982  
 ..... 35, 1983-84  
 Roger Fracker ..... 58, 1982-84  
 Vinson Fraley ..... 92, 1992-93  
 Franklin ..... 1930  
 Franklin ..... 33, 1945-46  
 Desmond Franklin ..... 34, 2016  
 ..... 6, 2017-19  
 B.J. Frazier ..... 85, 2007-10  
 Michael Frazier ..... 42, 2009-10, 2012-13  
 David Freeland ..... 98, 1984-85  
 ..... 68, 1986-87  
 Henry Freeman ..... 42, 1947  
 Jay Freeman ..... 89, 1994  
 Jimmy Freeman ..... 40, 1997-2000  
 Mike Freeman ..... 12, 1989  
 Ray Freeman ..... 70, 1995-66  
 Ted Freeman ..... 46, 1954-55  
 ..... 70, 1956  
 Mark French ..... 6, 1978-81  
 Mark Freshwater ..... 40, 1982  
 Stacey Friel ..... 61, 1985-89  
 Mike Frier ..... 94, 1987-88  
 ..... 93, 1990  
 Tim Frizzell ..... 40, 2017  
 ..... 10, 2018-21  
 Orry Frye ..... 64/88, 2008  
 ..... 64, 2009-11  
 Pete Frye ..... 48, 1952  
 Tim Frye ..... 86, 2008-09  
 Tony Fryer ..... 60, 2004  
 W.J. Fulkerson ..... 1928-30  
 John Fullen ..... 88, 1991  
 ..... 32, 1992  
 Aubrey Fuller ..... 16, 1946-47  
 Bobby Fuller ..... 5, 1987-88  
 Caleb Fuller ..... 51, 2014-17  
 John Fuller ..... 38, 1990-92  
 Rusty Fuller ..... 95, 1980-83

Teh'Ron Fuller ..... 37, 2015-16  
 Furr ..... 24, 1940

**G**  
 Shirley Gabriel ..... 14, 1950-53  
 Steve Gabriel ..... 29, 1949-51  
 Eric Gaddy ..... 65, 1974  
 Patrick Gaddy ..... 74, 2001-02  
 Don Gaffney ..... 15, 1936-38  
 Pat Gainer ..... 21, 1970; 24, 1971  
 Ed Gainey ..... 28, 2008-11  
 Jay Gallagher ..... 97, 1994-96  
 ..... 56, 1997-98  
 Ray Gama ..... 46, 1989-93  
 John Gamble ..... 55, 1952-53  
 Charles Gantt ..... 41, 1959  
 Steve Gantt ..... 44, 1961  
 Don Gardiner ..... 21, 1957  
 Tom Finley ..... 24, 1959  
 ..... 22, 1960  
 ..... 23, 1961  
 David Garner ..... 81, 1975  
 ..... 54, 1976-78  
 John Garner ..... 80, 1982-83  
 Mike Garner ..... 77, 1976-77; 1979  
 Treyon Garnett ..... 16, 2014-15  
 Bud Garringer ..... 75, 1957  
 Mike Garris ..... 15, 1984  
 Cole Garrison ..... 73, 2017-20  
 John Garwood ..... 22, 1952  
 ..... 53, 1953-56  
 Jordan Gary ..... 81, 2009-10  
 Tom Gary ..... 3, 1975-76  
 Dwight Gates ..... 82, 1972-73  
 Gebhardt ..... 1958  
 Brandon Gentry ..... 93, 1998  
 ..... 85, 1999  
 John Gentry ..... 82, 1963  
 Gentry ..... 1958  
 Charles Gerringier ..... 54, 1958-59  
 Joe Gibbons ..... 82, 1970  
 ..... 85, 1971-73  
 Chris Gibbs ..... 10, 1985  
 Jackson Gibbs ..... 9, 2018-20  
 Latrell Gibbs ..... 27, 2014  
 ..... 5, 2015  
 Miller Gibbs ..... 81, 2019-22  
 Joey Gibson ..... 80, 1995-2000  
 Brad Gierke ..... 40, 1996  
 Cortez Gilbert ..... 5, 2006-09  
 Kennan Gilchrist ..... 6, 2013-14, 2016  
 Gene Gilleland ..... 1965  
 Mark Gilleland ..... 73, 1966  
 ..... 53, 1967  
 ..... 70, 1968-69  
 Phillip Gillespie ..... 26, 1998  
 Weston Gillespie ..... 62, 2017-18  
 Ron Gilliam ..... 19, 1992  
 ..... 3, 1993-95  
 Jim Gilmore ..... 78, 1984  
 Sam Gimmon ..... 78, 1957  
 Bret Gitter ..... 55, 1978-79  
 Clay Gitter ..... 46, 1979-82  
 Orlester Glanton ..... 47, 1985-87  
 Ansel Glendenning ..... 12, 1956  
 ..... 30, 1957  
 ..... 45, 1958-59  
 Gary Glosson ..... 36, 1978-80  
 Greg Glover ..... 55, 1993  
 Jason Godlewski ..... 73, 1996-97  
 Okon Godwin ..... 47, 2015-18  
 L.G. Goganious ..... 42, 1994-96  
 Andy Goins ..... 35, 1974  
 ..... 43, 1975-77  
 Herb Goins ..... 1928-1929; 1932  
 J. Goins ..... 1929-31  
 Tony Goins ..... 22, 1963-64  
 ..... 43, 1965  
 Mykel Golden ..... 83, 2016  
 Roger Golden ..... 25, 1947  
 Vance Gonzales ..... 82, 2004  
 Stan Goodson ..... 3, 1979-82  
 Todd Goodson ..... 61, 1984  
 Walter Goodwyn ..... 7, 1988-91  
 Brodrick Gooch ..... 44, 2022  
 Chuck Gordon ..... 92, 1978-81  
 Chad Gore ..... 34, 1991-93  
 Matt Gore ..... 88, 2012  
 Colby Gossett ..... 70, 2014-17  
 Scott Gouge ..... 68, 1991  
 Arthur Grady ..... 54, 1984  
 Fred Gragg ..... 82, 1959  
 Derrick Graham ..... 77, 1985-89

Ross Grall ..... 78, 2002-04  
 Buddy Graober ..... 29, 1952  
 Chris Gravlee ..... 69, 1994  
 Don Gray ..... 1966  
 Alex Gray ..... 3, 2013  
 ..... 30, 2014  
 ..... 3, 2015-16  
 Pat Grayson ..... 27, 1985  
 Bill Green ..... 23, 1964-65  
 Charles Greene ..... 1969  
 Jackson Greene ..... 25, 2020-22  
 Jeff Greene ..... 39, 1992-94  
 ..... 96, 1995-96  
 Mike Greene ..... 34, 1967-70  
 Tim Greene ..... 28, 1982-83  
 Vincent Greene ..... 1969  
 Greene ..... 1958  
 Chandler Greer ..... 78, 2016-18  
 Grier ..... 3, 1939-40  
 Brandon Grier ..... 24, 2009-12  
 Bill Griffin ..... 87, 1992  
 Ben Griffith ..... 35, 1952  
 Griffith ..... 1946  
 Kevin Grinstead ..... 88, 1984  
 ..... 15, 1985  
 Blois Grissom ..... 51, 1947-49  
 J. Grissom ..... 1948  
 Rob Gritter ..... 13, 1991  
 Jim Grkman ..... 23, 1971-73  
 Jack Groce ..... 40, 1950-52  
 Junior Groce ..... 40, 1953-54  
 ..... 10, 1955  
 ..... 11, 1956  
 Chet Groesbeck ..... 16, 1972  
 Gروف ..... 9, 1938-40  
 Chad Groover ..... 52, 1992-96  
 Brad Gross ..... 47, 1998  
 ..... 30, 1999  
 Austin Guarino ..... 45, 2004-06  
 Colin Guentensberger ..... 47, 2022  
 Keith Guest ..... 2, 1979-80  
 William Guffey ..... 70, 1957  
 Brock Gulser ..... 22, 2017  
 Allen Guinn ..... 8, 1993-96  
 George Gunter ..... 1953  
 Trent Gustafson ..... 93, 1996  
 Robert Gutknecht ..... 74, 1963  
 David Guy ..... 96, 2008  
 Tony Gwynn ..... 76, 1976-77

**H**  
 Dino Hackett ..... 38, 1982-85  
 Frank Hagaman ..... 82, 1962  
 Bill Hager ..... 54, 1967-70  
 Owen Hager ..... 46, 1947  
 Kevon Haigler ..... 36, 2020-22  
 Haines ..... 1948  
 Keith Hairston ..... 11, 1982-85  
 Thomas Hairston ..... 18, 1985  
 Matt Halbert ..... 91, 1996-99  
 Hall ..... 1931  
 Hall ..... 1946  
 Hall ..... 88, 1957  
 AJ Hall ..... 80, 2021-22  
 Avery Hall ..... 94, 1989-92  
 Blythe Hall ..... 49, 2017-18  
 Bryan Hall ..... 65, 1991  
 Buck Hall ..... 22, 1953-54  
 ..... 18, 1955  
 Corey Hall ..... 24, 1997-2000  
 Greg Hall ..... 13, 2012  
 Joey Hall ..... 24, 1995-96  
 ..... 52, 1997-98  
 Kendrick Hall ..... 80, 1993  
 ..... 11, 1994-96  
 ..... 1, 1997  
 Logan Hallock ..... 16, 2011-14  
 Hallman ..... 1928  
 Harry Hallyburton ..... 1928-31  
 Greek Halsey ..... 1928  
 Bill Halstead ..... 38, 1946-48  
 Halstead ..... 1942  
 Andre Hamilton ..... 37, 2022  
 Emmitt Hamilton ..... 20, 1974  
 ..... 30, 1975-77  
 Joe Hamilton ..... 89, 1999-2000  
 Paul Hamilton ..... 4, 1978  
 ..... 12, 1979-80  
 Ray Hamilton ..... 14, 1983  
 Kanen Hamlett ..... 86, 2022  
 Mike Hamlett ..... 30, 1965-69  
 Francis Hammersmith ..... 53, 1961  
 Jeff Hammett ..... 89, 1992



ALL-TIME ROSTER

Table listing players and their years: John Hampton (29, 1979-81), Nick Hampton (31, 2018-21), Steve Hampton (1966), Harry Hand (1950), Larry Hand (71, 1960-64), Ronald Hanes (33, 1963), Eddy Hanly (76, 1991-92), Bill Hanner (61, 1965-66), Noah Hannon (60, 2017-20), Kenneth Hansel (1953), Steve Hansel (60, 1969-71), Larry Harbin (85, 1961-64), Terry Harbin (87, 1961-64), Brad Hardee (48, 2007-10), Hardin (1931), Bruce Hardin (11, 1962), Will Hardin (42, 1963-65), Lester Hardin (12, 1947), Phil Hardin (24, 1949-52), Nick Harding (53, 2005, 2007), James Hardman (90, 1983-84), Anderson Hardy (74, 2019-22), Gerard Hardy (19, 1993-97), Mark Hargraves (81, 1982), David Lee Harkey (73, 1962), Jason Harkins (9, 1986), Bill Harkleroad (51, 1970), Jerry Harmon (88, 1972), Tal Harmon (28, 1955), Alanmichael Harkness (44, 2015), DeMarcus Harper (27, 2017-18), Jeff Harper (28, 1978), Randy Harper (99, 1987-88), Mike Harrell (44, 1997), Brendan Harrington (29, 2019-21), Daetrich Harrington (19, 2017-18), Reece Harris (8, 2022), Charles Harris (44, 1942; 1946-47), Corbett Harris (73, 2007-10), Davante Harris (92, 2011-12), Reese Harris (1929-32), Tommy Harris (35, 1972-73), Derek Harrison (42, 1998-99), Devonte Harrison (29, 2017), Bartley Harrold (32, 1954), Jerry Hart (14, 1955), Kevin Hart (33, 1989), Jay Hartley (1928-29), Chuck Hartman (31, 1971-73), Pat Hartsell (63, 1963-64), Joe Hartung (84, 2018), Bill Harvey (53, 1956), Doug Haulk (1967), Hawkins (26, 1940; 1942), Brendell Hawkins (82, 2004), J.C. Hawkins (23, 1936-38), Jim Hawkins (42, 1980), Merv Hawkins (87, 1979), Blake Hawthorne (8, 1990-91), Rod Hayden (1965), Jimmy Hayes (23, 1959), Tae Hayes (17, 2015-18), Zareon Hayes (30, 2019), John Haynes (42, 1991)

Table listing players and their years: Mack Haynes (48, 1949-53), O.H. Haynes (44, 1962), Roff Hays (1, 1979-80), Sterling Hayward (6, 2000-03), Bryon Heath (5, 2005), Dominique Heath (4, 2018), Mark Heath (42, 1974-75), Von Heavner (86, 1986), Jason Hefner (54, 2002), Lewis Hegedus (5, 1936), Jourdan Heilig (34, 2019-22), Brett Heimrich (53, 2011), George Hellstrand (31, 1974), Isaiah Helms (68, 2021), Nikki Helms (43, 1961-63), Tommy Helms (89, 1978-79), Hemphill (1946), Danny Hemric (87, 1966-67), Brett Heimrich (53, 2012), Brian Henden (14, 1987), Ernie Henderson (60, 1976), Jim Henderson (88, 1970), Phil Henderson (84, 1982), Sammy Henderson (79, 2022), Brian Hendren (14, 1988-90), Tom Hendrix (21, 1947-48), Trey Hennessee (35, 2005-08), Ryan Hennessy (35, 2004), Peter Hennigan (84, 2020), Thomas Hennigan (5, 2017-21), Jake Henry (83, 2018-20), Anthony Henson (26, 1990-91), Henson (1937), Pig Henson (1950), Wes Herlocker (83, 2004), Kenneth Herndon (83, 1983), Thomas Herron (50, 1999-2002), David Hervey (70, 1986), Aaron Hester (29, 1995), Michael Hetzel (12, 2022), Hiatt (1946), Agee Hiatt (16, 1954), Albert Hiatt (1946-47), Don Hiatt (11, 1951-54), Jarrod Hickman (13, 1997), Jim Hicks (68, 1973), D'Andre Hicks (22, 2018), Rusty Hicks (47, 1979-82), Lyle Hiers (54, 2019-20), Eddie High (79, 1975-77), Joe Hightower (84, 1961-63), Archie Hill (86, 1984), Chuck Hill (28, 1984), James Hill (7, 1985-87), Kitt Hill (61, 1990-91), CoCo Hillary (16, 2007), James Hilton (6, 2008-10), Dave Hinegardner (59, 1982), Roger Hinshaw (41, 1969-71), Conrad Hinson (1928-30), Earl Hinson (11, 1936), Josh Hinson (83, 1996), Kermit Hinson (1928), Chet Hinton (70, 1982-84), Lloyd Hobbs (7, 1936), Steve Hobbs (45, 1976-79), Dick Hodder (28, 1936-38), Marvin Hodge (13, 1992-96), Tom Hodge (34, 1974), Cedrone Hodges (53, 1995-98), Cooper Hodges (70, 2019-22), Marvin Hoffman (15, 1947), Norman Holder (42, 1952), James Holland (10, 1967), Wayne Holland (15, 1969), Mack Haynes (48, 1949-53), O.H. Haynes (44, 1962), Roff Hays (1, 1979-80), Sterling Hayward (6, 2000-03), Bryon Heath (5, 2005), Dominique Heath (4, 2018), Mark Heath (42, 1974-75), Von Heavner (86, 1986), Jason Hefner (54, 2002), Lewis Hegedus (5, 1936), Jourdan Heilig (34, 2019-22), Brett Heimrich (53, 2011), George Hellstrand (31, 1974), Isaiah Helms (68, 2021), Nikki Helms (43, 1961-63), Tommy Helms (89, 1978-79), Hemphill (1946), Danny Hemric (87, 1966-67), Brett Heimrich (53, 2012), Brian Henden (14, 1987), Ernie Henderson (60, 1976), Jim Henderson (88, 1970), Phil Henderson (84, 1982), Sammy Henderson (79, 2022), Brian Hendren (14, 1988-90), Tom Hendrix (21, 1947-48), Trey Hennessee (35, 2005-08), Ryan Hennessy (35, 2004), Peter Hennigan (84, 2020), Thomas Hennigan (5, 2017-21), Jake Henry (83, 2018-20), Anthony Henson (26, 1990-91), Henson (1937), Pig Henson (1950), Wes Herlocker (83, 2004), Kenneth Herndon (83, 1983), Thomas Herron (50, 1999-2002), David Hervey (70, 1986), Aaron Hester (29, 1995), Michael Hetzel (12, 2022), Hiatt (1946), Agee Hiatt (16, 1954), Albert Hiatt (1946-47), Don Hiatt (11, 1951-54), Jarrod Hickman (13, 1997), Jim Hicks (68, 1973), D'Andre Hicks (22, 2018), Rusty Hicks (47, 1979-82), Lyle Hiers (54, 2019-20), Eddie High (79, 1975-77), Joe Hightower (84, 1961-63), Archie Hill (86, 1984), Chuck Hill (28, 1984), James Hill (7, 1985-87), Kitt Hill (61, 1990-91), CoCo Hillary (16, 2007), James Hilton (6, 2008-10), Dave Hinegardner (59, 1982), Roger Hinshaw (41, 1969-71), Conrad Hinson (1928-30), Earl Hinson (11, 1936), Josh Hinson (83, 1996), Kermit Hinson (1928), Chet Hinton (70, 1982-84), Lloyd Hobbs (7, 1936), Steve Hobbs (45, 1976-79), Dick Hodder (28, 1936-38), Marvin Hodge (13, 1992-96), Tom Hodge (34, 1974), Cedrone Hodges (53, 1995-98), Cooper Hodges (70, 2019-22), Marvin Hoffman (15, 1947), Norman Holder (42, 1952), James Holland (10, 1967), Wayne Holland (15, 1969), Mack Haynes (48, 1949-53), O.H. Haynes (44, 1962), Roff Hays (1, 1979-80), Sterling Hayward (6, 2000-03), Bryon Heath (5, 2005), Dominique Heath (4, 2018), Mark Heath (42, 1974-75), Von Heavner (86, 1986), Jason Hefner (54, 2002), Lewis Hegedus (5, 1936), Jourdan Heilig (34, 2019-22), Brett Heimrich (53, 2011), George Hellstrand (31, 1974), Isaiah Helms (68, 2021), Nikki Helms (43, 1961-63), Tommy Helms (89, 1978-79), Hemphill (1946), Danny Hemric (87, 1966-67), Brett Heimrich (53, 2012), Brian Henden (14, 1987), Ernie Henderson (60, 1976), Jim Henderson (88, 1970), Phil Henderson (84, 1982), Sammy Henderson (79, 2022), Brian Hendren (14, 1988-90), Tom Hendrix (21, 1947-48), Trey Hennessee (35, 2005-08), Ryan Hennessy (35, 2004), Peter Hennigan (84, 2020), Thomas Hennigan (5, 2017-21), Jake Henry (83, 2018-20), Anthony Henson (26, 1990-91), Henson (1937), Pig Henson (1950), Wes Herlocker (83, 2004), Kenneth Herndon (83, 1983), Thomas Herron (50, 1999-2002), David Hervey (70, 1986), Aaron Hester (29, 1995), Michael Hetzel (12, 2022), Hiatt (1946), Agee Hiatt (16, 1954), Albert Hiatt (1946-47), Don Hiatt (11, 1951-54), Jarrod Hickman (13, 1997), Jim Hicks (68, 1973), D'Andre Hicks (22, 2018), Rusty Hicks (47, 1979-82), Lyle Hiers (54, 2019-20), Eddie High (79, 1975-77), Joe Hightower (84, 1961-63), Archie Hill (86, 1984), Chuck Hill (28, 1984), James Hill (7, 1985-87), Kitt Hill (61, 1990-91), CoCo Hillary (16, 2007), James Hilton (6, 2008-10), Dave Hinegardner (59, 1982), Roger Hinshaw (41, 1969-71), Conrad Hinson (1928-30), Earl Hinson (11, 1936), Josh Hinson (83, 1996), Kermit Hinson (1928), Chet Hinton (70, 1982-84), Lloyd Hobbs (7, 1936), Steve Hobbs (45, 1976-79), Dick Hodder (28, 1936-38), Marvin Hodge (13, 1992-96), Tom Hodge (34, 1974), Cedrone Hodges (53, 1995-98), Cooper Hodges (70, 2019-22), Marvin Hoffman (15, 1947), Norman Holder (42, 1952), James Holland (10, 1967), Wayne Holland (15, 1969), John Hollar (18, 1940-42; 1946-47), Larry Hollaway (61, 1971), J.T. Holleman (52, 2005-06), Will Hollowell (59, 2004), Jonathan Holliday (72, 1998-2000), Andy Hollifield (8, 1992), Ryan Hollifield (17, 1990-92), Chris Holloway (51, 1989-93), Lee Holmes (68, 1992), Holt (1935), Donnie Holt (89, 1973-76), John Holt (67, 2004-07), Sherman Holt (51, 2008-11), George Holmes (1951), Bobby Honeycutt (5, 1979), Dane Honeycutt (25, 1998), J.C. Honeycutt (27, 1946-47), Ben Honnicutt (28, 1947), Sonny Hood (14, 1984), Alvin Hooks (1948-50), Chip Hooks (33, 1991-94), Oswald Hooper (1928-31), Ken Hooper (93, 1985), John Hooten (89, 1983), Joey Hoover (41, 1998-2002), Francis Hoover (12, 1937-39), Hopkins (35, 1945-46), Deltron Hopkins (3, 2014-16), Santana Hopper (29, 2022), Christian Horn (13, 2020-22), Norman Horn (76, 1982-83), Vernon Horne (1965), P. Hornfeck (20, 1939), W. Hornfeck (21, 1937-39), Adam Horton (47, 1999), Carlos Horton (6, 1994-95; 1997), Mike Horton (44, 1970-72), Ronald Horton (83, 1962), Sean Horton (25, 2020), Houser (1928; 1931), Josh Houser (94, 2017-18), A.J. Howard (10, 2014-17), James Howard (15, 1982-83), Titus Howard (36, 2004-07), Clayton Howell (30, 2018-22), Leroy Howell (91, 1980-83), Chivous Hoyle (1928, 1930), Rich Hrenko (14, 1970), Quinn Hubbard (67, 1987-88), Phil Hudson (4, 1936-38), Perry Hudspeth (64, 1968), Jacob Huesman (7, 2017-20), Ryan Huff (21, 2018-21), James Huffman (72, 1974-76), John Huffman (92, 1994), Tom Huffman (77, 1964), Michael Hughes (37, 2021), Ronny Huit (26, 1997), Jim Humberg (85, 1986), Doug Humble (21, 1971-73), Ben Hunnicutt (11, 1949), Phil Hunsucker (19, 1956), Rocky Hunt (95, 1996-99), Baer Hunter (99, 2017), Earl Hunter (16, 1996), Jason Hunter (97, 2001-03, 2005), Wes Hunter (29, 1997), Kurt Hurst (11, 1999-2001), Huston (18, 1991)

Table listing players and their years: Hutchinson (21, 1945-46), Joe Imes (63, 1985-86), Mike Imes (55, 1995-96), Ingram (54, 1957), Curtis Inman (23, 1980-82), Fred Irby (84, 1983-86), George Irby (81, 1977), Brett Irvin (57, 2007-10), Bill Isaacs (50, 1958-61), Matt Isenhour (62, 2003-06), Keith Isom (26, 1984), Blake Israel (93, 1986-88), Will Israel (66, 2018), Fred Ivey (83, 1967-68), Mark Ivey (90, 1991-95), Clarence Izzard (43, 1982), Arjai Jackson (88, 1998-2000), Craig Jackson (87, 1982-83), D'Marco Jackson (52, 2018-21), Dexter Jackson (2, 2004-07), Jeff Jackson (71, 1987), Josh Jackson (33, 2006-07), Keith Jackson (97, 1986-87), Sean Jackson (24, 2001-03), Bradley Jacobs (70, 1979), Brian Jacobs (69, 1995-99), Marcus Jamerson (15, 1978), James (1958), Bap Jansen (16, 1997), Derek Jarr (6, 1998-99), Larry Jarvis (1967), Oval Jaynes (32, 1958-59), Shemar Jean-Charles (8, 2017-20), Brian Jean-Mary (37, 1993-97), Jeffcoat (1930), Wardell Jefferson (85, 1985), Josh Jeffries (58, 1998-2002), Derek Jenkins (22, 1980-84), Johnny Jennings (58, 1987-90), Daniel Jeremiah (17, 1998-2000), Allen Jessup (1934-1937), Johnson (15, 1937-40), Alex Johnson (69, 2010-11), Anthony Johnson (18, 1982), Chris Johnson (50, 1983-85), Chris Johnson (49, 2005-07), Elando Johnson (29, 1994), Elijah Johnson (21, 2021-22), Ethan Johnson (19, 2022), Gorm Johnson (1931-33), Joe Johnson (72, 1991), Josh Johnson (82, 2006-08), Justin Johnson (55, 2007-09), Ron Johnson (78, 1985-88), Tony Johnson (18, 1983), Victor Johnson (74, 2016), Zach Johnson (75, 2017-19), Christian Johnstone (42, 2019-21), Leff Joines (1931), Mike Jolley (74, 1997-2000), Shaun Jolly (16, 2018), Bob Jones (3, 2019-21), Carey Jones (45, 1996), Corey Jones (99, 2000-01), Dan Jones (42, 2002-04), Dan Jones (42, 1990), Dante Jones (82, 2014), Jackie Jones (13, 2015-17), Jason Jones (92, 2008, 2010), Kalan Jones (75, 2011), Malachi Jones (7, 2012-15), Mike Jones (22, 1995-99), Steven Jones Jr. (12, 2018-20)

Table listing players and their years: John Hollar (18, 1940-42; 1946-47), Larry Hollaway (61, 1971), J.T. Holleman (52, 2005-06), Will Hollowell (59, 2004), Jonathan Holliday (72, 1998-2000), Andy Hollifield (8, 1992), Ryan Hollifield (17, 1990-92), Chris Holloway (51, 1989-93), Lee Holmes (68, 1992), Holt (1935), Donnie Holt (89, 1973-76), John Holt (67, 2004-07), Sherman Holt (51, 2008-11), George Holmes (1951), Bobby Honeycutt (5, 1979), Dane Honeycutt (25, 1998), J.C. Honeycutt (27, 1946-47), Ben Honnicutt (28, 1947), Sonny Hood (14, 1984), Alvin Hooks (1948-50), Chip Hooks (33, 1991-94), Oswald Hooper (1928-31), Ken Hooper (93, 1985), John Hooten (89, 1983), Joey Hoover (41, 1998-2002), Francis Hoover (12, 1937-39), Hopkins (35, 1945-46), Deltron Hopkins (3, 2014-16), Santana Hopper (29, 2022), Christian Horn (13, 2020-22), Norman Horn (76, 1982-83), Vernon Horne (1965), P. Hornfeck (20, 1939), W. Hornfeck (21, 1937-39), Adam Horton (47, 1999), Carlos Horton (6, 1994-95; 1997), Mike Horton (44, 1970-72), Ronald Horton (83, 1962), Sean Horton (25, 2020), Houser (1928; 1931), Josh Houser (94, 2017-18), A.J. Howard (10, 2014-17), James Howard (15, 1982-83), Titus Howard (36, 2004-07), Clayton Howell (30, 2018-22), Leroy Howell (91, 1980-83), Chivous Hoyle (1928, 1930), Rich Hrenko (14, 1970), Quinn Hubbard (67, 1987-88), Phil Hudson (4, 1936-38), Perry Hudspeth (64, 1968), Jacob Huesman (7, 2017-20), Ryan Huff (21, 2018-21), James Huffman (72, 1974-76), John Huffman (92, 1994), Tom Huffman (77, 1964), Michael Hughes (37, 2021), Ronny Huit (26, 1997), Jim Humberg (85, 1986), Doug Humble (21, 1971-73), Ben Hunnicutt (11, 1949), Phil Hunsucker (19, 1956), Rocky Hunt (95, 1996-99), Baer Hunter (99, 2017), Earl Hunter (16, 1996), Jason Hunter (97, 2001-03, 2005), Wes Hunter (29, 1997), Kurt Hurst (11, 1999-2001), Huston (18, 1991), Hutchinson (21, 1945-46), Joe Imes (63, 1985-86), Mike Imes (55, 1995-96), Ingram (54, 1957), Curtis Inman (23, 1980-82), Fred Irby (84, 1983-86), George Irby (81, 1977), Brett Irvin (57, 2007-10), Bill Isaacs (50, 1958-61), Matt Isenhour (62, 2003-06), Keith Isom (26, 1984), Blake Israel (93, 1986-88), Will Israel (66, 2018), Fred Ivey (83, 1967-68), Mark Ivey (90, 1991-95), Clarence Izzard (43, 1982), Arjai Jackson (88, 1998-2000), Craig Jackson (87, 1982-83), D'Marco Jackson (52, 2018-21), Dexter Jackson (2, 2004-07), Jeff Jackson (71, 1987), Josh Jackson (33, 2006-07), Keith Jackson (97, 1986-87), Sean Jackson (24, 2001-03), Bradley Jacobs (70, 1979), Brian Jacobs (69, 1995-99), Marcus Jamerson (15, 1978), James (1958), Bap Jansen (16, 1997), Derek Jarr (6, 1998-99), Larry Jarvis (1967), Oval Jaynes (32, 1958-59), Shemar Jean-Charles (8, 2017-20), Brian Jean-Mary (37, 1993-97), Jeffcoat (1930), Wardell Jefferson (85, 1985), Josh Jeffries (58, 1998-2002), Derek Jenkins (22, 1980-84), Johnny Jennings (58, 1987-90), Daniel Jeremiah (17, 1998-2000), Allen Jessup (1934-1937), Johnson (15, 1937-40), Alex Johnson (69, 2010-11), Anthony Johnson (18, 1982), Chris Johnson (50, 1983-85), Chris Johnson (49, 2005-07), Elando Johnson (29, 1994), Elijah Johnson (21, 2021-22), Ethan Johnson (19, 2022), Gorm Johnson (1931-33), Joe Johnson (72, 1991), Josh Johnson (82, 2006-08), Justin Johnson (55, 2007-09), Ron Johnson (78, 1985-88), Tony Johnson (18, 1983), Victor Johnson (74, 2016), Zach Johnson (75, 2017-19), Christian Johnstone (42, 2019-21), Leff Joines (1931), Mike Jolley (74, 1997-2000), Shaun Jolly (16, 2018), Bob Jones (3, 2019-21), Carey Jones (45, 1996), Corey Jones (99, 2000-01), Dan Jones (42, 2002-04), Dan Jones (42, 1990), Dante Jones (82, 2014), Jackie Jones (13, 2015-17), Jason Jones (92, 2008, 2010), Kalan Jones (75, 2011), Malachi Jones (7, 2012-15), Mike Jones (22, 1995-99), Steven Jones Jr. (12, 2018-20)





..... 6, 2021-22  
 Stuart Jones.....28, 1997-99  
 Willie Jones.....29, 1936  
 Ben Jordan.....84, 2008-11  
 Randy Joyce.....5, 1980; 12, 1981-84  
 Robert Joyce.....53, 1984-87  
 Greg Joyner.....56, 1985-86  
 Buddy Joyines.....1965-66  
 Kevin Julian.....37, 1984  
 .....36, 1985  
 .....37, 1986  
 Josh Jurius.....66, 2008  
 .....96, 2009-10  
 Jack Justice.....11, 1957

**K**

Scott Kadlub.....73, 1992-93  
 .....72, 1994-96  
 Steve Kanas.....20, 1973  
 Ray Kannamacher.....1931-32  
 Kaplan.....1937  
 Adam Kassouf.....99, 2006  
 .....34, 2007-09  
 Trey Kavanaugh.....87, 2012-13  
 Lavon Kearns.....30, 1954  
 Robert Keaton.....23, 1963  
 John Keefe.....14, 1978  
 Phil Keener.....55, 1967-70  
 Keeter.....1946  
 John Keeton.....31, 1975  
 .....83, 1976-78  
 Leonard Keever.....20, 1949  
 Jeff Keller.....12, 1991-92  
 .....10, 1993  
 Roesta Keller.....1956  
 Roman Kelley.....14, 1998  
 Ronnie Kelley.....53, 1964  
 Wesley Kelly.....42, 1961; 64, 1962-63  
 Zodd Kelly.....46, 2001-2005  
 Wendell Kemp.....30, 1986-88  
 Bob Kendrick.....28, 1954  
 Paul Kenna.....85, 2004  
 Gerald Kennedy.....16, 2003  
 Norman Kennedy.....83, 1973-75  
 Richard Kerbowski.....87, 1968  
 Lorne Kerley.....68, 1990  
 Dwight Kerr.....21, 1966-69  
 Todd Ketron.....38, 1979-80  
 Carmon Kilbey.....77, 1962  
 Jermaine Kilby.....26, 1998-2001  
 William Kilby.....23, 1947  
 Greg Kilday.....11, 1976-79  
 Daniel Kilgore.....63/84, 2007  
 .....63, 2008-10  
 Earl Killebrew.....68, 1969-70  
 Jay Killen.....51, 1987-88  
 Sami Killman.....88, 1976-79  
 Brian Kimball.....42, 1983-84  
 Jeremy Kimbrough.....33, 2009-12  
 Bob Kime.....66, 1967-70  
 Mike Kimel.....60, 1967-68  
 Ben King.....80, 2009  
 Brian King.....93, 1994  
 Bruce King.....10, 1973  
 Charles King.....48, 2003-05  
 Jimmy King.....38, 2001  
 .....53, 2003-04  
 Mike King.....13, 2002-06  
 Quenton King.....30, 1990-93  
 Jeff Kirby.....53, 1983  
 Harry Kirk.....45, 1980  
 John Kirk.....36, 1942; 1946-47  
 Al Kirkling.....62, 1970  
 Marc Kirkpatrick.....30, 1984-85  
 .....48, 1986-87  
 Robbie Kirkpatrick.....74, 1972-73  
 .....53, 1974  
 Kiser.....1958  
 Jimmy Kiser.....52, 1952-55  
 Steve Kitchens.....29, 1998-2002  
 Wayne Klimauskas.....24, 1969  
 David Knapp.....41, 1972  
 Kendrick Knight.....46, 2000  
 Knott.....1942  
 Brandon Knox.....87, 2006-08  
 Kyle Knox.....51, 2003-06  
 Richard Knox.....94, 1979-82  
 Tim Knox.....41, 1983-86  
 Ricky Kofoed.....84, 2019  
 Kogut.....1938  
 Herbert Koon.....26, 1952  
 Aaron Krah.....29, 2012-15  
 Aaron Krig.....54, 1994-96

Tim Krotish.....74, 1979-80

**L**

Paul Labazetta.....1966-67  
 Harold Lackey.....21, 1952  
 John Lackey.....1931-33  
 Ren Lackey.....83, 2004  
 Chris Lacy.....37, 1987  
 Greg Lair.....36, 1990-91  
 Ed Lahey.....31, 1953-54  
 Harold Lahey.....21, 1951-54  
 Taylor Lamb.....10, 2014  
 .....11, 2015-17  
 Tommy Lamb.....54, 1971  
 Kendall Lamm.....74, 2011-14  
 Aldwin Lance.....40, 1993-95  
 Shane Lance.....60, 1982  
 Bill Landrum.....71, 1970-72  
 Bob Landry.....67, 1964  
 Tommy Langley.....1966-67  
 LaParco.....1930  
 David Larkins.....85, 2021-22  
 Jason LaRose.....39, 2003  
 Reece Larson.....19, 2022  
 Bob Lassiter.....12, 1949-51  
 Rich Latta.....77, 1992-94  
 Tommy Laurendine.....12, 1985-87  
 John Law.....35, 2012  
 .....88, 2013-16  
 Larry Lawing.....81, 1962-63  
 .....31, 1964  
 Chase Laws.....11, 2005-07  
 David Lawson.....76, 1985-86  
 Dexter Lawson Jr.....5, 2022  
 Andrew Layton.....2, 2001-02  
 Torez Leach.....49, 2001  
 .....26, 2002-03  
 John Leaser.....42, 1971  
 Frank Leatherwood.....39, 1995-98  
 John Leazer.....42, 1972  
 Ledbetter.....1930  
 Leonard Lee.....31, 1984-87  
 Tucker Lee.....65, 2011-13  
 Mark LeGree.....13, 2007-10  
 Jason LeMay.....89, 2001-02  
 Trip Lemmond.....65, 1988  
 James Lentz.....30, 1956  
 Orlando Leon.....54, 2022  
 Tony Leonard.....98, 1990-91  
 Tony Lester.....68, 2004-06  
 Jeff Letino.....98, 1992  
 Zy Letman.....82, 2016-17  
 Jeremy Level.....1, 2019  
 Danny Levi.....1967  
 Eddie Levins.....65, 1983  
 Allen Lewis.....68, 1968  
 Buddy Lewis.....44, 1988  
 Don Lewis.....70, 1969-71  
 Ike Lewis.....2, 2014-17  
 Jon Lewis.....59, 1996  
 Louie Lewis.....1932  
 Quavian Lewis.....44, 2008-09  
 Rudy Lewis.....20, 1959  
 .....44, 1960  
 Lewis.....1928  
 Don Lineback.....1963  
 Todd Lineberger.....67, 1984-86  
 George Linker.....20, 1954  
 Dan Linney.....1950  
 Joseph Linny.....1947  
 Rick Lippard.....42, 1954-55  
 .....71, 1956  
 Ron Lipscomb.....80, 1985  
 Jermaine Little.....88, 2001  
 .....9, 2002  
 .....82, 2005  
 George Livingood.....51, 1961  
 Stanley Livingston.....1930-31  
 Jimmy Lloyd.....76, 1973  
 Justin Lloyd.....36, 2009-11  
 Matt Locke.....67, 1999-2000  
 John Loflin.....1965-66  
 Steve Loflin.....10, 1969  
 .....30, 1970  
 .....10, 1971-72  
 Jamal Londry-Jackson.....12, 2010-13  
 Bill Long.....13, 1949  
 Jim Long.....24, 1947  
 Kenneth Long.....85, 1968  
 Kerner Long.....26, 1979  
 Richard Long.....33, 2008  
 William Long.....13, 1946-48  
 Loschiavo.....29, 1945-46

Craig Losito.....96, 1984  
 Jamill Lott.....5, 2010-12  
 Louis.....1931  
 Love.....1946  
 Leonard Love.....22, 2005-08  
 Mitchell Love.....77, 1981-84  
 Jamie Lovern.....68, 1996  
 .....97, 1997-2000  
 John Loving.....72, 1990  
 Jaquan Lowman.....82, 2022  
 Joe Lowman.....58, 2004  
 Kenny Lowrance.....73, 1994  
 Rob Loy.....1930-33  
 Travis Lucas.....44, 2009  
 Stanley Lujack.....18, 1936  
 Gabe Luvara.....63, 1998  
 Chris Lyle.....64, 2022  
 Jay Lyles.....15, 2000-03  
 Corey Lynch.....47, 2003-07  
 Dean Lynch.....44, 1978-81  
 Lyons.....39, 1945-46  
 Ernest Lyons.....39, 1952  
 Eugene Lyons.....35, 1946-48

**M**

Brock Macaulay.....74, 2017  
 Fred MacDonald.....1929-32  
 Bruce MacFayden.....1934  
 Ervin Mack.....32, 1998  
 Rico Mack.....99, 1989-92  
 Stephen Machanic.....48, 2012, 2014  
 Cully Macon.....95, 1984  
 Dominick Magazu.....83, 2008-09  
 .....26, 2010  
 Paul Magloire.....20, 2013  
 Lucas Magrini.....57, 1998  
 David Maher.....40, 1973  
 Paul Mac Mahoney.....1930-33  
 Mark Maier.....92, 1995  
 Malcom.....1937  
 Steve Mallard.....69, 1985  
 Madison Malone.....76, 2015  
 John Maloney.....1965  
 Mammorella.....1946  
 Shane Manire.....92, 2001-02  
 .....83, 2003  
 Jake Mann.....45, 2022  
 John Mannino.....44, 1998-2002  
 Manship.....22, 1937-39  
 .....1, 1940  
 Luke Manuel.....10, 1996-99  
 Clint Manuel.....20, 2003-06  
 Dwight Mapes.....1947  
 Jimmie Marks.....30, 1952-54  
 Jeff Marlatt.....85, 1983  
 David Marler.....89, 1995  
 Madison Malone.....76, 2016  
 James Marlowe.....50, 1955  
 .....74, 1956  
 Jeff Marr.....17, 1994-97  
 Ahmani Marshall.....3, 2022  
 Chris Marshall.....78, 2008-11  
 Wallace Marshall.....28, 1989  
 Marshall.....1929  
 Bob Martin.....52, 1947  
 Du'Shon Martin.....9, 2000-01  
 Foy Martin.....25, 1935-36  
 Jim Martin.....46, 1951-53  
 Jonathan Martin.....38, 1987  
 Rocky Martin.....39, 1983  
 Sam Martin.....90, 2009  
 .....27, 2010-12  
 Tim Martin.....34, 1980-82  
 Martin.....29, 1939-40  
 Rocky Marton.....39, 1984  
 Jon Marx.....86, 1990-92  
 Glenn Mason.....1986  
 Steve Mason.....15, 1980  
 David Mastin.....82, 1986  
 Mathews.....1937  
 John Mathis.....1947  
 John Mathews.....50, 2004  
 Zach Matics.....59, 2013-15  
 Johnny Matthews.....37, 1952-53  
 .....34, 1954  
 .....37, 1955  
 Bill Maudlin.....86, 1964-66  
 Don Maudlin.....62, 1960  
 .....81, 1961  
 .....68, 1962  
 .....65, 1963  
 .....68, 1964  
 Doug Maudlin.....20, 1957-58

Mayberry.....1948  
 Mike Maybin.....43, 1974  
 .....11, 1975  
 .....6, 1976-77  
 Mark Mayer.....46, 1994  
 Ryan Mayer.....60, 2002  
 William Mayfield.....27, 2003  
 .....9, 2004-06  
 Bill Mayhew.....43, 1960  
 .....33, 1961-62  
 Mark Mayo.....25, 1987-91  
 Brady McBride.....11, 2022  
 Phillip McCall.....26, 1982-83  
 Terrence McCall.....25, 1997  
 .....2, 1998  
 Howard McCann.....24, 1935-36  
 Robert McCann.....1947  
 Jacob McCann.....84, 2013  
 Craig McCarter.....21, 2004  
 Cary McCaskill.....89, 1988  
 Bill McClain.....1965-66  
 Matthew McClurg.....97, 2016  
 Howard McComas.....47, 1988-89  
 Everette McConnell.....1934  
 Mac McConnell.....1932-33  
 Scott McConnell.....25, 1975  
 .....33, 1976-78  
 Ken McCoppen.....44, 1967-69  
 Dennis McCorkie.....22, 1976-79  
 Demetrius McCray.....10, 2009-12  
 Randall McCray.....43, 1987-90  
 Eldon McDaniel.....42, 1973  
 Jerome McDaniel.....38, 1981  
 Ryan McDaniel.....62, 1997  
 Jerome McDaniels.....88, 1982  
 Bill McDonald.....42, 1967-69  
 Jay McDonald.....84, 1975-77  
 Jim McDonald.....7, 1990  
 .....97, 1991  
 Ellis McDowell.....56, 2006  
 .....43, 2008  
 Dominique McDuffie.....18, 2008-11  
 Simms McElfresh.....83, 2012-15  
 Thomas McElhattan.....67, 1960  
 Craig McFarland.....78, 2019-22  
 Scott McGhee.....56, 1991  
 David McGlammery.....40, 1967-70  
 Brandon McGowan.....41, 2011  
 .....22, 2012-14  
 Jeff McGowan.....99, 1993-96  
 Chris McGraw.....2000  
 Montez McGuire.....84, 2014-15  
 McIntyre.....1957  
 Phil McKagen.....61, 1972-73  
 McKellar.....5, 1940  
 Bruce McKenna.....40, 1986  
 Larry McKenzie.....24, 1972-74  
 Scott McKesson.....18, 1986  
 McKinney.....1957  
 Cody McKinney.....53, 2014-15  
 Nate McKinney.....85, 2000-03  
 Quinton McKinney.....45, 1973  
 .....2, 1974-76  
 Sam McKinney.....1929-31  
 Steve McKinnon.....26, 1992  
 Clay McKnight.....81, 2005-08  
 Deshawn McKnight.....48, 2022  
 Kevin McLain.....27, 1996  
 Willie McLain.....21, 1991-95  
 Robbie McLaughlin.....83, 1963  
 .....75, 1964  
 P. McLaurin.....9, 1936  
 Terrance McLean.....49, 2009-10  
 .....25, 2011  
 Vic McLean.....40, 1976-79  
 Jalen McLeod.....35, 2020-22  
 Shay McLeod.....80, 1992  
 Eddie McMichael.....1966  
 Doug McMichen.....1965  
 Elias McMurry.....93, 2015-18  
 McNeil.....1938  
 Royce McNeil.....1950  
 Travis McNichols Jr.....14, 2021  
 John McPhaul.....83, 1991-94  
 Trey McQuage.....70, 1987-88  
 Matthew McQuinn.....26, 2018  
 .....27, 2019  
 Danny McSween.....74, 1974  
 Mike Meade.....1966; 1969  
 Shaedon Meadors.....6, 2014-16  
 Marcial Medina.....37, 2004-05  
 Bill Medlin.....26, 1975-76  
 .....35, 1978



Table listing players and their years, including Dan Medlin (59, 1979-81), Ritchie Melchor (20, 1985-89), Chris Melick (94, 1983-86), Chad Melton (10, 1994), Roger Melton (74, 1960), Eric Menefee (28, 1985-88), Tony Mercer (90, 1985), Randy Merritt (33, 1973-75), Arthur Merschhat (48, 1997-99), Jim Messer (26, 1985), Carl Messere (68, 1957-58), Carl Messere (53, 1959-60), Michael Metcalf (41, 2003-04), Bryan Metts (60, 1996-2000), Chad Michael (33, 1999-2000), Emmett Michael (43, 1954), Mike Michael (9, 1978), John Michrose (17, 1956), Doug Middleton (21, 2012-15), Claude Midkiff (31, 1956), Claude Midkiff (40, 1957), Greg Milhouse (8A, 2012), Greg Milhouse (8, 2013), B.M. Miller (62, 1956), B.M. Miller (64, 1957-58), Billy Miller (58, 1996-97), Chip Miller (60, 1991-95), Steven Miller (3, 2011-12), Desmond Miller (98, 1998-2001), Josh Miller (65, 2003-06), Dewayne Millner (12, 1957), Pat Mills (71, 2007-10), Pete Mills (45, 1946-49), Jay Millson (3, 1988-92), Charles Mishoe (1947), Jeff Mitchell (22, 1985), Jeff Mitchell (10, 1986), Jordan Mitchell (33, 2018-20), Paul Mitchell (73, 1980), Mitch Mitchener (24, 2008), Gene Mobley (51, 2000), Steve Mock (80, 1968-70), Steve Mock (82, 1971), Richard Mode (1966-67), Trevor Moffitt (45, 2022), Mark Moll (47, 2010-12), Michael Moll (92, 2014), Michael Moll (89, 2015), Gabe Montgomery (45, 2019-21), Jack Moody (43, 1952), Jack Moody (21, 1955), Jack Moody (81, 1956), Brian Moore (39, 1986), Chris Moore (1, 1983-86), Devon Moore (30, 2006), Devon Moore (20, 2007-10), Jalin Moore (25, 2015-18), Jarvis Moore (82, 1975-77), Jim Moore (30, 1955), Jim Moore (22, 1956), Jimmy Moore (1950), Leon Moore (90, 2000-03), Lewis Moore (44, 1952), Mark Moore (24, 1986-89), Pat Moore (67, 1989-91), Raynard Moore (43, 1978-79), Terry Moore (2, 1981), Terry Moore (1931-1933), Moorefield (1930), Bobby Moorhead (65, 1963), Bob Morgon (51, 1955), Brian Moriarty (10, 2000-01), Criss Morris (1987), Kevin Morris (89, 1989-90), Larry Morris (40, 1971), Ray Morris (32, 1950-55), Bob Morrison (86, 1957-58), Bob Morrison (85, 1959), Bob Morrison (87, 1960), John Morrison (1931-32), Melvin Morrison (1953), Thomas Morrison (22, 1959), Wayne Morrioni (86, 1970), Clyde Morrow (53, 1952), Dennis Moser (10, 1984-85), Jerry Moses (86, 1978-80), Paul Moss (41, 1951-52), Scott Moss (78, 1998), Brian Mower (35, 1999-2002), Press Mull (1946), Ned Mullen (35, 1970-71)

Table listing players and their years, including Robert Mullen (75, 1975), Robert Mullen (50, 1976-78), Mike Mumper (56, 1980), Tom Murdock (22, 1946-48), Pat Murphy (QB) (14, 1965-68), Pat Murphy (LB) (47, 1976-78), Sean Murphey (1986), Terrell Murphey (32, 1981), Brian Murphy (96, 1980-82), Scott Murphy (84, 1997-2000), Terrell Murphy (4, 1982-83), W.C. Murphy (92, 1988-91), Marques Murrell (44, 2003-06), Barney Myers (14, 1971-72), Bobby Myers (16, 1980), George Myers (54, 1973-74), George Myers (47-1975)

Table listing players and their years, including Paul Nance (1987), Harold Nash (15, 1973), Keith Nash (41, 1966-68), Jack Neal (19, 1949-51), Tommy Necessary (12, 1964), David Neeld (31, 1967-70), Jim Neeld (25, 1968), Andre Neely (42, 2000-01), Adam Neiheisel (35, 1994-98), Jack Neil (1948-50), Ryan Neuzil (58, 2017-20), Mike Newbauer (17, 1983-84), Jeff Newcomer (97, 1992), Greg Newhard (1965), Newmeyer (17, 1939-40), Antwonnie Newsome (87, 1990-91), Antwonnie Newsome (1, 1992), Jacob Newton (77, 2007-08), Joe Newton (78, 1964), Alan Nicely (63, 1973), Mel Nicely (6, 1988-89), Richard Niewzal (1947), Colon Nifong (54, 1951-54), Bjorn Nittmo (29, 1985-88), Nate Noel (20, 2020-21), Nate Noel (5, 2022), Travis Noland (18, 1988-90), J.C. Norman (52, 1954), J.C. Norman (29, 1955), Jim Bob Norman (86, 2004-05), Ron Norman (54, 1972), Ron Norman (67, 1973), Wayne Norman (34, 2005), Charles Norris (16, 1979), Cougar Norris (50, 2009-11), Sherrill Norville (21, 1960-63), Nathaniel Norwood (40, 2013-16), Beau Nunn (50, 2014-17), Hunter Nunn (80, 2014-16), Stephen Nunn (88, 1997)

Table listing players and their years, including O'Toole (23, 1938-40), Jason O'Brien (19, 2000-01), Mid L. O'Hare (1929-30), Johnnie O'Neal (35, 1949-50), Mac O'Neil (1931-32), Billy Oakes (71, 1988), Mark Oakley (69, 1992), Ronnie Odell (37, 1956), John Oehler (1931-32), Brad Ohrt (76, 1990), Bobby Ohrt (53, 1991-94), Mike Oliff (45, 1974-75), Oliver (1935), Grant Oliver (75, 2002-05), Zach Oller (96, 2003), Zach Oller (29, 2004), Jim Ollis (49, 1952-55), Brandon Olsen (30, 2008-11), John Olsen (68, 1978-80), Mike Olson (48, 1980), Arthur Orlebar (93, 2004-05), Daniel Orlebar (90, 2004-06), Andy Oroneic (33, 1972), Raine Osborne (50, 1997-98), Richie Osteen (52, 1990), Larry Otto (65, 1975), John Overman (87, 1997-99), Kim Owen (15, 1975-76), Owens (1958)

Table listing players and their years, including Cameron Pack (88, 2017-18)

Table listing players and their years, including Steven Pack (63, 1997), Tyler Page (20, 2022), Hansky Paillant (43, 2019-22), Dean Papa (89, 1991), Devin Pappenheim (95, 2016-17), Devin Pappenheim (89, 2018), Ben Pardue (48, 1988-92), Bo Parham (21, 1974-76), Alvin Parker (31, 1980-83), Andrew Parker (15, 2022), Bob Parker (31, 1954), Dave Parker (22, 1986-87), Joe Parker (34, 1973), Joe Parker (9, 1974-76), Steve Parrish (72, 1976-77), Bill Passan (15, 1955), Bill Passan (32, 1956-57), Stephen Passeggiata (94, 2022), Dave Pastusic (72, 1992), Dave Pastusic (71, 1993-96), Levi Pate (97, 2009), Levi Pate (80, 2010), Joe Patrick (66, 1999-2002), Richard Patrick (32, 1974-75), Torris Patrick (46, 1998-99), Bill Patterson (60, 1974), Bill Patterson (74, 1975-76), Chris Patterson (85, 1976-79), Daniel Patterson (67, 1997-98), Pat Patterson (63, 1962), Steve Patterson (31, 1989-92), Chris Patton (93, 1981-84), Chuck Payne (9, 1996-99), Keith Payne (43, 1973), Russell Payne (81, 1983-86), Todd Payton (4, 1984-87), Andrew Peacock (11, 2010-13), Henry Peardon (88, 2018-22), Chuck Pecktol (5, 1978), William Peebles (66, 1991-94), Ryan Peedin (77, 2004), Jim Peel (12, 1963), John Peel (53, 2000-01), David Pegram (47, 1996-98), Dwayne Pelham (21, 1986-90), Earl Penick (33, 1949), Jack Pennell (50, 1950-53), Ned Pennell (23, 1951-54), Earl Pennick (10, 1946-48), Camerun Peoples (6, 2018-22), Chad Percy (86, 1983), Perdue (1939), Perkins (1928), Mark Perry (98, 1988-89), Thomas Perry (81, 2000-01), Tony Perry (25, 1992-95), Jay Person (28, 2018), Mike Peterson (1, 1977-78), Robert Pettus (20, 1999), Robert Pettus (82, 2000), Jake Pfeifer (75, 2000), Chuck Phifer (69, 1986-90), Phillips (1928), Keith Phillips (52, 1985), Keith Phillips (62, 1986-87), Michael Phillips (18, 1998-99), Omari Philyaw (16, 2022), Dorian Pickett (89, 2019), Dorian Pickett (90, 2020-22), Dave Pierce (1947-48), Edward Pilcher (50, 1969), Zack Pickard (82, 2011), Brian Pile (80, 1975), Brandon Pinckney (18, 2014), Grant Oliver (12, 2016-17), Jacoby Pinckney (8, 2022), Eddie Pinson (27, 1998), Steve Pitt (82, 1984), Bryan Pitts (88, 1992), Ryan Pitts (16, 1993), Scott Pitts (22, 1998), Plaster (1933), Hollice Plotts (73, 1960), Jimmy Plummer (67, 1970), Bob Poe (20, 1954-55), Bob Poe (80, 1956), Cecil Poe (29, 1936-38), Cecil Poe (13, 1939), Tom Polack (19, 1936), Jack Ponis (85, 1957), Jack Ponis (83, 1959), Jack Ponis (82, 1960), Terry Poore (72, 1984-87)

Table listing players and their years, including Scott Pope (75, 1979), Terry Pope (83, 1961), Terry Pope (78, 1962), Mike Portante (74, 2002-05), Chris Porter (10, 1978-81), John Porter (65, 1992-94), Michael Porter (61, 2000-03), Poteat (1938), John Potts (41, 1973), John Potts (23, 1974-75), Mark Powell (86, 2011), Preston Powers (37, 1946-48), Seth Powers (88, 1989), Daniel Pratl (53, 2007-08), Gary Preslar (40, 1988-89), DeAndre Presley (2, 2008-11), Stephen Pressley (31, 2001-03), Alex Preston (87, 2000-02), James Price (62, 1961), Jerry Price (66, 1962), Jerry Price (51, 1963-65), Lewis Price (39, 1954), Loren Price (85, 1988-91), Mike Price (73, 1978-79), Mike Price (19, 2018-19), Robby Price (5, 1974-77), Sean Price (14, 2011-12), Sean Price (10, 2013), Lonnie Priest (15, 1954), Ronald Prince (77, 1990-91), Mike Pritchett (24, 1975-78), Ed Privette (16, 1949-51), David Propst (46, 1978), Norman Propst (14, 1947), Norman Propst (32, 1948-50), John Pryor (83, 2000), A'Darius Purifoy (20, 2017-18), Claude Pyatte (1929-31)

Table listing players and their years, including Marshall Quattlebaum (14, 1999-2001), Hal Queen (11, 1967-70), Michael Queen (16, 2017), Michael Queen (85, 2018), Marion Query (8, 1936), Brian Quick (8, 2007-11), Ben Quinn (38, 1952-54)

Table listing players and their years, including Rader (1931), Devin Radford (16, 2008-10), Walter Ragan (17, 1946-48), Walter Ragan (39, 1949), Alex Ramirez (57, 2005), Shon Ramseur (83, 2005), Tim Ramseur (37, 1998-99), Jayden Ramsey (63, 2022), Steve Rankin (5, 1983), John Raptis (91, 2001), Julian Rauch (91, 2004-07), Dan Rawls (80, 1986-88), Jerry Raxter (78, 1957-58), Alvin Ray (82, 1978-80), Mickey Ray (49, 1984-87), Karim Razzak (13, 1998-2001), Samad Razzak (30, 2000), Samad Razzak (5, 2001-02), Robert Reardon (1965), David Reaves (8, 1997-2000), J.K. Reaves (44, 1989-92), Lance Redding (10, 1987-88), Dezmin Reed (48, 2015-16), Collin Reed (87, 2016-19), Eddie Reeder (95, 1979-81), Charles Reedy (1969), Steve Reep (78, 1976-77), Reese (15, 1945-46), Austin Reeves (76, 2022), Dustin Reeves (91, 1990), Dustin Reeves (78, 1991-92), Spencer Reeves (41, 1992-96), Keith Register (7, 1981-84), Cliff Reid (21, 1982-85), Kevin Reid (35, 1985), Brian Reilly (34, 1997-99), Jared Reine (25, 2007, 2009), Jared Reine (15, 2008), Chase Reiss (72, 2001), Ted Reitzle (25, 1938-40), Reivis (1930-31), Don Revetta (89, 1970), Greg Revis (44, 1983), Ivan Reyes (63, 2017-19)





Ron Reynolds.....	66, 1971-73
Ben Rhodarmar.....	20, 1997-98
Rhodes.....	1930
Harden Ricci.....	67, 1983
Jim Rice.....	78, 1961.
.....	51, 1962.
.....	73, 1964
Rob Rice.....	36, 1992-93
Steve Rice.....	93, 1978-80
Richardson.....	1946
David Richardson.....	24, 1965-68
George Richardson.....	53, 1954
Jim Richardson.....	26, 1936
Kevin Richardson.....	42, 2004
.....	28, 2005-07
Roger Richardson.....	26, 1969-71
Billy Riddle.....	25, 2004-06, 2008
Chris Riendeau.....	97, 1981
John Rizor.....	93, 2009-11
Dick Roberge.....	53, 1956-57
Dixon Roberts.....	43, 1949-50
.....	50, 1954
Eric Roberts.....	54, 1990-91
Frank Roberts.....	54, 1985-86.
.....	98, 1987.
.....	86, 1988
John Roberts.....	92, 1982-83
Kanye Roberts.....	14, 2022
Mike Roberts.....	83, 1979-82
Jeremy Robertson.....	70, 2003-06
Jon Robertson.....	11, 1998
Robertson.....	1938-39
Tony Robertson.....	46, 2006-09
Albert Robillard.....	31, 1961
Deuce Robinson.....	96, 2011
.....	2, 2012-14
Frank Robinson.....	42, 1956
.....	66, 1957-58
Kaedin Robinson.....	2, 2022
Mark Robinson.....	59, 1998-2002
Matt Robinson.....	35, 1990
O.W. Robinson.....	14, 1936-37
Will Robinson.....	4, 1989-93
Tony Robinson.....	32, 2002
Erik Rockhold.....	25, 1999-2003
Brian Roebuck.....	1976
Rogers.....	1958
David Rogers.....	13, 1994
Greg Rogers.....	67, 1979
Nygel Rogers.....	30, 2001-04
Bob Rollins.....	52, 1960
.....	76, 1961
.....	53, 1962-63
Jacque Roman.....	40, 2006-09
T.D. Roof.....	15, 2020-21
Matt Roper.....	50, 2012
Joel Ross.....	26, 2011-14
Nick Ross.....	26, 2019-20
.....	4, 2021-22
Trey Ross.....	86, 2018-21
Ross.....	5, 1939
Gilbert Rossie.....	75, 1973-74
.....	66, 1975-76
Jack Roten.....	33, 1965-68
Hope Rothrauff.....	6, 1936
Elmo Rothrock.....	26, 1936-37
Kevin Rothrock.....	85, 1992
Rougeley.....	19, 1939
Stuart Royall.....	8, 1989
Mark Royals.....	19, 1983-85
Michael Rubino.....	41, 2016-18
Rucker.....	23, 1945
Jamar Rucks.....	95, 2022
Carl Rudisill.....	1933-35
Matt Ruff.....	70, 2008-11
Ruffing.....	1937-40
Rugeley.....	1938
Brian Rumbley.....	65, 1995
Bob Russell.....	67, 1965-68
Darryl Russell.....	82, 1983
.....	8, 1984-86
Cory Rycroft.....	78, 2005, 2007
.....	83, 2006

**S**

Robert Sabates.....	50, 1971
Safrit.....	2, 1937-40
Markell Samuel.....	92, 2020-21
.....	72, 2022
Dennis Sanders.....	79, 1984-87
Sam Sanders.....	34, 1985-88
Tim Sanders.....	42, 1985-88
Troy Sanders.....	31, 2009-10

.....	9, 2011-12
Michael Sargent.....	88, 1990
Greg Sasser.....	11, 1980-81
David Satterfield.....	54, 1988-89
Scott Satterfield.....	7, 1992-95
Bonner Satterwhite.....	81, 1992
Dennis Saunders.....	11, 1961
.....	14, 1962-64
Savage.....	1938
Claude Savage.....	22, 1955
.....	44, 1957-58
Will Sawicki.....	62, 1988-89
Trevor Sawyer.....	89, 2011
Calvin Sayer.....	19, 2004
Clif Saylor.....	51, 1971-72
Reggie Scales.....	98, 1982
Jimmy Schimpf.....	28, 1993
.....	30, 1994
Roger Schock.....	81, 1969
Terry Schroeder.....	86, 1967-69
Adam Scott.....	46, 2011-13
Bobby Scott.....	72, 1988
Damon Scott.....	43, 1993-96
E.J. Scott.....	98, 2017-19
Jim Scott.....	34, 1964
Lance Scott.....	90, 1996-98
Mike Scott.....	79, 1990-91
Terry Scott.....	1966
Dustin Seacrist.....	78, 1994-95
Allen Sears.....	1976
Justin Seaverns.....	27, 1998-2001
Edgar Seeley.....	31, 1962
Fred Sellars.....	20, 1995-96
John Sellers.....	72, 1979
Gary Sessoms.....	70, 1976
John Settle.....	23, 1983-86
John Sevier.....	64, 2005-06
Chris Shaffer.....	17, 2012-13
Andy Shaw.....	1976
Phillip Shaw.....	28, 2004
Paul Sheets.....	68, 1982-85
Bruce Shelton.....	15, 1970
Greg Shelton.....	95, 1989-91
Ken Shelton.....	31, 1960
Brian Shepard.....	64, 1988
Larry Shepherd.....	36, 1956
Rogers.....	84, 1978
George Sherrill.....	1933-34
Rick Sherrill.....	1965-67
Shidal.....	1937
Charles Shields.....	22, 1994
Dennis Shields.....	87, 1970
Jonathan Shively.....	88, 2010-12
Drew Shoaf.....	52, 2002-04
Fred Shoaf.....	18, 1952
Roger Shock.....	10, 1970
Shoemaker.....	32, 1945-46
Mike Shook.....	45, 1997
Pat Showalter.....	80, 1975
.....	42, 1976-78
Nic Shriner.....	47, 2013
.....	42, 2014
Paul Shubert.....	14, 1969
Shugart.....	1946
Derrick Shuemake.....	98, 2011
Hal Shuler.....	19, 1979-80
Navy Shuler.....	12, 2021
Junior Sigalo.....	27, 2015
M. Sigmon.....	6, 1939-40
W. Sigmon.....	27, 1939-42
Kevin Sikorski.....	41, 1989
.....	96, 1990-93
Tee Sims.....	42, 2015-17
Larry Simmons.....	1953
Larry Simmons.....	32, 1961
.....	73, 1963; 1965.
.....	52, 1964
Noel Simmons.....	68, 1988
Simmons.....	1937
Calvin Simon.....	44, 1974-77
Rodell Simon.....	62, 2000-02
Brandon Simpkins.....	41, 2005-08
Sinclair.....	1942
Ralph Singleton.....	1947
Tashion Singleton.....	41, 2012
.....	90, 2013
.....	90, 2015
Dave Skennandore.....	69, 1984
Daryl Skinner.....	5, 1997
.....	1, 1998-99
Rashad Slade.....	15, 1997
.....	5, 1998-2000
Devin Slate.....	94, 2015

Rusty Slate.....	35, 1986
Nick Sloan.....	50, 2007
John Small.....	34, 1946-49
Darian Small.....	54, 2013-16
Donte Small.....	8, 2021
Sam Smalls.....	36, 2000-03
Anthony Smith.....	11, 1989-92
Bill Smith.....	69, 1983
Bryant Smith.....	91, 2000-01
Cory Smith.....	56, 1987-89
De'Vonta Smith.....	16, 2017
D.J. Smith.....	9, 2007-10
Earl Smith.....	1, 1936-38
Frank Smith.....	63, 1959
.....	64, 1960-61
Frank Smith.....	29, 1954
Fred Smith.....	27, 1936-39
Henri Smith.....	2, 1982
Irvin Smith.....	12, 1936
Jahmir Smith.....	34, 2021
Jeff Smith.....	36, 1970-71
Jim Smith.....	70, 1985
.....	66, 1986
Johnny Smith.....	20, 1990-94
Josh Smith.....	83, 2007
.....	27, 2008
Kaiden Smith.....	36, 2017
.....	13, 2018-21
Leonard Smith.....	22, 1956
.....	50, 1957
Luke Smith.....	66, 2020-22
Mac Smith.....	1950; 1953
Mike Smith Jr.....	19, 2020-21
Monte Smith.....	35, 2003
.....	38, 2004-06
Otis Smith.....	5, 1993-95
Claude Red Smith.....	1930-32
Reggie Smith.....	48, 1979
Ricardo Smith.....	65, 1979-81
Steve Smith.....	17, 1978-80
Steve Smith.....	68, 2008
Struggly Smith.....	2, 1983-85
Terry Smith.....	48, 1975
.....	12, 1976-77
Tim Smith.....	56, 1989
Tony Smith.....	14, 1986
Van Smith.....	39, 1979-82
Wayne Smith.....	70, 1997-2001
Wesley Smith.....	39, 1989-91
Will Smith.....	91, 2012
Bill Smitherman.....	1953
Steve Snaidman.....	53, 1973
Dirk Snipes.....	73, 1987-88
Fred Snipes.....	62, 1972-74
Jimmy Snowden.....	96, 1985-88
Gerry Snyder.....	35, 2022
Tom Sofield.....	65, 1973
.....	64, 1974-75
Tommy Sofield.....	54, 2003-06
Oswaldo Sombo.....	30, 2014-15
Vince Sooh.....	73, 1991
.....	54, 1992
Jason Sowell.....	92, 1996-2000
Johnny Sowell.....	20, 1981-84
Chad Sowers.....	40, 1990-92
Garland Spangler.....	81, 1959
Paul Spangler.....	42, 1990
Joe Sparks.....	60, 1973
.....	34, 1945-46
Cam Speer.....	27, 2004-07
Zeb Speir.....	2, 2017-18
Donovan Spellman.....	98, 2022
Derek Spencer.....	64, 1989-93
Rick Spencer.....	22, 1971-73
Joe Spikes.....	33, 1986-90
Spoltore.....	1946
Alex Spruill.....	40, 1983
Reggie Spruill.....	88, 1985-88
Caleb Spurlin.....	97, 2017-21
Danny Squires.....	71, 1978-81
Reid Squires.....	79, 1973
.....	50, 1974-75
Jerry Stalls.....	87, 1969
Joe Stalls.....	63, 1966
.....	73, 1967-69
Andrew Stamey.....	12, 2000-01.
.....	84, 2002-04
Bill Stamey.....	1957
Zach Stamey.....	41, 1998
.....	18, 1999-2001
Troy Stankwytch.....	51, 1998-99
Bill Stanley.....	24, 1954-55
.....	40, 1956

Jeff Staples.....	41, 1988
Reggie Starrett.....	75, 1956
.....	77, 1957
Andre Staton.....	77, 1973
.....	66, 1974.
.....	77, 1975
.....	64, 1976
Chandler Staton.....	91, 2017-21
Mike Staton.....	55, 1973
.....	52, 1974-76
Jack Steele.....	25, 1957-58
Steelman.....	20, 1945-46
Bob Steelman.....	81, 1971-73
Matt Stevens.....	45, 1991-95
Andy Stewart.....	70, 1972-74
Drew Stewart.....	40, 2011-12
.....	9, 2013
Hunter Stewart.....	10, 2006-08
Willie Sticklin.....	91, 1979
Brenton Stine.....	19, 1933-37
George Stivender.....	1967
Brian Stokes.....	89, 2005-06
Pete Story.....	1950
Bill Stout.....	82, 1964
MyQuon Stout.....	92, 2015-18
K.T. Stovall.....	93, 1999-2003
Chris Stretch.....	81, 2004
Dexter Strickland.....	17, 1989.
.....	19, 1990-91
Mike Strickland.....	75, 1986-89
Phillip Strickland.....	37, 2008
.....	35, 2009-11
Willie Stricklin.....	91, 1978
Devan Stringer.....	11, 2014-15
.....	28, 2016-17
Wes Stringfield.....	87, 2009
Dalton Stroman.....	22, 2021-22
Tom Strother.....	1967
Chuck Stroup.....	35, 1979
Rusty Stroupe.....	32, 1983
John Stuart.....	51, 1959
Rex Stuart.....	65, 1960-61
Eugene Styles.....	40, 1958-59
.....	13, 1960-61
Randy Styles.....	83, 1985
Craig Styron.....	15, 1990-93
A.J. Suber.....	63, 1998
Xavier Subotsch.....	39, 2017-21
Bill Suddreth.....	1965-66
Reece Sugart.....	40, 1947
Joe Suiter.....	56, 2002-05
Sullivan.....	1931
Caden Sullivan.....	26, 2021-22
Tacoi Sumler.....	6, 2012
.....	9, 2013-14
Steve Summer.....	63, 1982
.....	61, 1983
Marc Summers.....	58, 1991
Summey.....	10, 1939-40
Scott Suttle.....	66, 2004-07
Bruce Sutton.....	1966
Clarence Sutton.....	18, 1993-95
Coen Sutton.....	83, 2022
Corey Sutton.....	2, 2018-19, 2021
Jay Sutton.....	16, 1992
.....	1, 1993-96
Eddie Sutyak.....	70, 1977-78
Louis Swaba.....	60, 2009-10
Jason Swaim.....	82, 1989-90
Tony Swanger.....	9, 1979
Chris Swecker.....	10, 1975-77
Pat Swisher.....	20, 1976-77
Sean Swoope.....	71, 1989-92

**T**

Tyrone Talbert.....	41, 1990-91
Langston Tanyi.....	99, 2008-11
Frank Tatum.....	28, 1949
Kevin Tatum.....	11, 1997-98
Brad Taylor.....	40, 1984; 39, 1985
Charles Taylor.....	47, 1953-54
.....	43, 1955
.....	13, 1956
Clint Taylor.....	36, 1982-83
Demetrius Taylor.....	48, 2017-19
.....	9, 2020-21
Jack Taylor.....	18, 1936
Jesse Taylor.....	48, 1946-47.
.....	47, 1948-49
Phillip Taylor.....	1966
Taylor.....	1933
Joe Temple.....	43, 1985
Templeton.....	1946



Henry Tharp..... 16, 1936
Gary Tharrington..... 96, 2006-07
Greg Thayer..... 75, 1997-98
Bradley Thomas..... 12, 1999-2001
Chris Thomas..... 43, 2001
..... 4, 2002-03
Jamil Thomas..... 37, 2012
John Thomas..... 74, 1967-69
Josh Thomas..... 26, 2015
..... 7, 2016, 2018-19
Julius Thomas..... 30, 1973
..... 51, 1974-76
Marshall Thomas..... 2001
Paul Thomas..... 97, 1988
Rock Thomas..... 59, 1988-91
Rod Thomas..... 34, 1994-96
Xan Thomas..... 62, 2008-11
Zac Thomas..... 12, 2017-20
Toronto Thomas..... 35, 2013-16
Tommy Thomasson..... 43, 1964
Brandon Thompson..... 43, 2009-11
Chad Thompson..... 41, 1997
Craig Thompson..... 1987
Ralph Thompson..... 63, 1970
..... 64, 1971-72
Robert Thompson..... 1950
Rodney Thompson..... 16, 1978
Roy Thompson..... 71, 1974-77
Terry Thompson..... 55, 1971-72
Vernon Thompson..... 13, 1954
Bobby Thornhill..... 53, 1980-81
Jim Thorpe..... 51, 1968-69
Todd Thorpe..... 43, 1986-87
Ed Thrower..... 42, 1956
Richard Tickle..... 72, 1961
..... 62, 1962-64
William Tillet..... 24, 1985
Timmons..... 24, 1945
Jason Tindal..... 67, 1992-93
Scott Tinsley..... 5, 1981
..... 13, 1982
Michael Toler..... 65, 1989
David Totherow..... 64, 1973
Jerome Touchstone..... 6, 2004-07
Rashaad Townes..... 31, 2013-14, 2016-17
Jeff Townsend..... 73, 1995
Townsend..... 1930
Sam Trawsou..... 36, 1952
Daniel Traylor..... 21, 2000-03
Andre Tribble..... 82, 1981
Coker Triplett..... 1930-33
Phil Triplett..... 45, 1954
..... 17, 1955
..... 64, 1956
..... 60, 1957
Ray Triplett..... 20, 1952-53
Carl Trippany..... 1934
Trip Trippany..... 1932-33
Tom Trost..... 34, 1983-84
Trott..... 1931
James Tucker..... 42, 1970
..... 34, 1972-73
Joey Tucker..... 72, 2002
Milan Tucker..... 18, 2019
..... 0, 2020-22
Chad Tuff..... 16, 2005
Roy Turbeyfield..... 9, 1935-36
Turbyfill..... 22, 1940
Turner..... 1928
Bill Turner..... 15, 1967-68
..... 62, 1969
Brandon Turner..... 14, 2002-05
Dave Turner..... 63, 1975-79
Mike Twitty..... 61, 1968-70
..... 74, 1971
Barry Tyler..... 98, 1986
Andy Tyrrell..... 7, 1978-80

U
Kent Umberger..... 75, 1960-63
C.J. Underwood..... 26, 2004-05
Jack Underwood..... 71, 1965-67
Tony Underwood..... 80, 1984
William Underwood..... 50, 1946-47
Terrence Upshaw..... 20, 2014-15
..... 21, 2017
Alonzo Upshur..... 49, 1980-83
Dean Upton..... 24, 1956-57
Daniel Utley..... 64, 2002-04

..... 16, 1983
Greg Van Orden..... 67, 1960-63
Zeb Vance..... 1929-30
Joe Vance Eller..... 26, 1954-55
..... 50, 1956
DJ VanHook..... 10, 2022
Page Vannoy..... 1933-34
Jim Vasquez..... 76, 1998-2002
Sam Vaughan..... 47, 1995
Travis Veal..... 27, 1997
Shannon Vestal..... 81, 1997-99
Villec..... 27, 1945-46
Jeff Vincent..... 27, 1978-80
George Vinson..... 50, 2014
..... 30, 2016-17
Jalen Virgil..... 81, 2017
..... 11, 2018-21
Jason Vitaris..... 39, 2007-10
Bert Voet..... 27, 1954-56
Jeff Vollmer..... 88, 1993-94; 1996

W
Bill Waldon..... 54, 1949
Ethan Waldron..... 13, 1984-86
Pete Waldrop..... 65, 1982
Walker..... 17, 1945-46
Denver Walker..... 76, 1997
..... 99, 1998-99
Dustin Walker..... 38, 1997
..... 85, 1998
Joe Walker..... 23, 1956
..... 22, 1957
John Walker..... 12, 1956-58
..... 44, 1959
Ray Walker..... 1931-33
Red Walker..... 1929-32
Rodger Walker..... 82/25, 2010
..... 4, 2011-13
Will Walker..... 49, 1994
Will Walker..... 96, 2012-14
Billy Wall..... 76, 1972
..... 56, 1973
..... 30, 1974
Robert Wallace..... 68, 2010-11
Tristan Walliser..... 48, 2020
Walters..... 1946
Charles Walters..... 8, 1936
..... 10, 1937-1939
Kevin Walton..... 31, 2012
..... 13, 2013-14
Bob Ward..... 47, 1955
..... 85, 1956
..... 87, 1958-59
D.J. Ward..... 43, 2014-15
Kevin Ward..... 79, 1982
Webb Ward..... 16, 1934-1936
Denzel Ward..... 43, 2013
Butch Wardlaw..... 13, 1974-75
Jamal Ware..... 37, 2011
..... 18, 2012
Lance Ware..... 56, 1992-96
Mike Warner..... 13, 1975
Wartman..... 1933
Troy Washbourne..... 99, 1981-84
Brady Washburn..... 77, 2001-02
Antonie Washington..... 35, 1989
Chris Washington..... 46, 2019-20
Reco Washington..... 3, 2000-01
Tavaris Washington..... 19, 2006-09
Tim Washington..... 99, 2007
Tony Washington..... 15, 2010-13
Travis Washington..... 49, 2002-03
Jonas Waters..... 1929-30
Anthony Waters..... 57, 1984-88
Hugh Waters..... 43, 1956
W.J. Waters..... 1953
Jimmy Watkins..... 32, 2000-01
Keith Watkins..... 61, 1974-75
Kenneth Watkins..... 86, 1981-82
Robert Watkins..... 23, 1960
T.J. Watkins..... 88, 2016-17
Matt Watson..... 55, 1997-99
Matt Watson..... 65, 2009
..... 39, 2012
Murdock Watson..... 1956-57
Keishawn Watson..... 13, 2019
Ryan Watson..... 96, 1997-2001
Ted Watson..... 54, 1955
..... 51, 1956-57
Watts..... 1938
..... 30, 1939-40
Jody Weatherman..... 1986
Bob Weaver..... 1931-34

David Webb..... 86, 1973
..... 88, 1974-75
Tommy Webb..... 53, 1947-48
..... 14, 1949
Gaither Weeks..... 79, 1979-81
Jake Welborn..... 9, 1981-82
Paul Welborn..... 1953
Bill Welch..... 14, 1985
Mark Welch..... 57, 1979
Gene Welcher..... 48, 1952-53
Paul Wellbourn..... 12, 1952
Bill Wells..... 25, 1956
Christian Wells..... 16, 2020-21
..... 9, 2022
Robert Welton..... 21, 2007-09
Randy Wenner..... 42, 1992
Josh Wentzel..... 94, 1994
Sam Wesley..... 82, 1985
..... 11, 1986-88
Brad West..... 33, 2002-05
Chris West..... 86, 1997-98
Joe West..... 8, 1987-88
Steve West..... 63, 1987
Westenberg..... 1930-31
Coad Westra..... 45, 2008
Frank Wey..... 30, 1971-72
Joe Wheeling..... 33, 1951-55
Charlie Whetsine..... 54, 1947
Joey Whisonant..... 66, 1979-82
White..... 16, 1945-46
Bob White..... 74, 1957-58
..... 66, 1959-60
Edward White..... 39, 1947
Frank White..... 50, 1954
Jack White..... 65, 1956-57
..... 68, 1959
Joe White..... 65, 1964-65
Jose White..... 20, 2000-01
..... 28, 2002-03
KaRon White..... 93, 2021-22
Tim White..... 50, 1991
Wayne Whitesides..... 1950
..... 13, 1952
Scott Whiting..... 65, 1985-86
Mike Whitley..... 84, 1966-69
Preston Whitley..... 38, 1986
Whitley..... 1937-38
Harrison Whitman..... 1986
Whittaker..... 1958
Bill Whittington..... 1950
..... 26, 1955
Jeremy Wiggins..... 8, 2003-06
Daniel Wilcox..... 7, 1999-2000
William Wilczynski..... 1966
Bill Wilder..... 1986
Curtis Wilder..... 81, 1970
..... 34, 1971
Richard Wilder..... 85, 1980
Bob Wilkes..... 1950-51
Steve Wilkes..... 87, 1984-87
Kent Wilkinson..... 67, 1980
Steve Wilks..... 41, 1987
..... 9, 1988-91
Jake Willard..... 25, 1998
Williams..... 29, 1939
Anthony Williams..... 98, 2006-09
Ben Williams..... 24, 2020
Bucky Williams..... 62, 2022
Charles Williams..... 22, 1976
Harold Williams..... 73, 1998-99
Josh Williams..... 81, 1991
..... 16, 1994.
..... 27, 1995
Ken Williams..... 83, 1984, 1986
Malik Williams..... 14, 2017-21
Marcus Williams Jr..... 26, 2017-19
..... 8, 2020
Matt Williams..... 55, 2017-19
Mondo Williams..... 4, 2015-16
Richie Williams..... 7, 2002-05
Robert Williams..... 1928-30
Seth Williams..... 55, 2022
Scott Williams..... 51, 1994-98
Xeno Williams..... 19, 1986-89
Chris Willis..... 90, 2017-18
Jerry Willis..... 76, 1964-67
Wilson..... 1948
Anthony Wilson..... 76, 2009-11
Darrel Wilson..... 36, 1995-98
Darren Wilson..... 69, 1979-82
Dominique Wilson..... 85, 2006
Eli Wilson..... 87, 2020-22
Floyd Wilson..... 52, 1949-51

Freddie Wilson..... 34, 1960
Glen Wilson..... 61, 1958-59
..... 63, 1960-61
Glenwood Wilson..... 42, 1957
..... 1958
..... 25, 1959
..... 33, 1960
Howard Wilson..... 45, 1954
..... 66, 1955
..... 61, 1956
Jay Wilson..... 75, 1981-84
Jeff Wilson..... 52, 1989
..... 57, 1991-92
Jeff Wilson..... 72, 1980-83
Jim Wilson..... 53, 1949-50
Justin Wilson..... 39, 2015
Len Wilson..... 22, 1934-37
Mike Wilson..... 1966
Roy Wilson..... 17, 1936
..... 9, 1937-39
Russell Wilson..... 54, 1975
..... 65, 1976-78
Russell Wilson..... 59, 2005-07
Tanner Wilson..... 10, 2018-20
Tommy Wilson..... 10, 1957-58
..... 14, 1959-60
Travis Wilson..... 39, 2011
Wimberly..... 1958
Mark Wingfield..... 37, 1979
Kurt Winstead..... 31, 1978-79
Everett Withers..... 27, 1981-84
Gordy Witte Jr..... 95, 2007-11
Justin Woazeah..... 32, 2004-18
..... 18, 2005-07
Jason Wolff..... 35, 1991
Andrew Wood..... 1967
Drew Wood..... 81, 1968
Stanley Wood..... 54, 1979-82
Len Woodruff..... 24, 1936
Cubeya Woods..... 38, 1993-96
Perry Woolbright..... 17, 2001-04
Ron Workman..... 72, 1970
Work Wortman..... 1930-32
Brian Wozny..... 57, 1993-96
Justin Wray..... 47, 2009
..... 21, 2010
Lennie Wrenn..... 78, 1969-71
Chris Wright..... 37, 1989
Kenneth Wright..... 44, 1984-85
Kenny Wright..... 63, 1984
Leon Wright..... 22, 1989-91
Logan Wright..... 67, 2017-19
Mark Wright..... 48, 2000-02
Mike Wright..... 2, 1978; 14, 1979-81
Robert Wright..... 41, 1963
Tommy Wright..... 17, 2020
Josiah Wyatt..... 96, 2022
Dan Wylie..... 97, 2010-11
John Wynn..... 53, 1975-78

Y
Jeff Yardley..... 82, 1994-98
Jason Yaudes..... 9, 1992-93
Scott Yaudes..... 82, 1991-93
Bill Yeager..... 82, 1974-75
Jey Yokeley..... 37, 2009
..... 19, 2010, 2012
York..... 1938
Akron Young..... 44, 1986
Billy Young..... 79, 1996-2000
Joe Young..... 66, 1963-64
Joe Young..... 43, 1983-84
Kareem Young..... 55, 1994
..... 33, 1995-98
Nate Young..... 83, 1987
..... 4, 1988
Neil Young..... 97, 2006-08
Rob Young..... 85, 1987-90
Robert Young..... 74, 1962
Younger..... 1958
David Yount..... 1, 1981-82

Z
Ben Zeigler..... 45, 1988-89
Dan Zielinski..... 43, 1980-81
Sam Zimmerman..... 11, 1959





Seasons	Coach	OVERALL					CONFERENCE				Conference Championships
		Seasons	W	L	T	Pct.	W	L	T	Pct.	
1928	Graydon Eggers	1	3	6	0	.333	—	—	—	—	—
1929-32	C.B. Johnston	4	26	9	7	.702	5	1	0	.833	1 (1931)
1933-34	Eugene Garbee	2	10	6	1	.618	2	0	0	1.000	
1935-38	Kidd Brewer	4	30	5	3	.829	12	2	1	.833	1 (1937)
1939/1946	Flucie Stewart	2	13	4	2	.737	7	1	1	.833	1 (1939)
1940-41	R.W. "Red" Watkins	2	10	9	0	.526	4	5	0	.444	
1942	Beattie Feathers	1	5	2	1	.688	2	2	0	.500	
1945	Francis Hoover	1	1	6	0	.143	1	3	0	.250	
1947-50/52-55	E.C. Duggins	8	57	25	3	.688	40	13	2	.746	3 (1948, '50, '54)
1951	Press Mull	1	6	3	0	.667	3	3	0	.500	
1956-58	Bob Broome	3	13	16	0	.448	9	9	0	.500	
1959	Bob Breitenstein	1	6	4	0	.600	5	1	0	.833	
1960-64	Jim Duncan	5	31	15	2	.667	20	6	2	.750	
1965-70	Carl Messere	6	34	26	1	.566	10	10	0	.500	
1971-79	Jim Brakefield	9	47	48	4	.495	19	20	2	.488	
1980-82	Mike Working	3	13	18	2	.424	8	11	2	.429	
1983	Mack Brown	1	6	5	0	.545	4	3	0	.571	
1984-88	Sparky Woods	5	38	19	2	.661	25	9	1	.729	2 (1986, '87)
1989-2012	Jerry Moore	24	215	87	0	.712	144	40	0	.783	10 (1991, '95, '99, 2005, '06, '07, '08, '09, '10, '12)
2013-18	Scott Satterfield	6	51	24	0	.680	38	10	0	.792	3 (2016, 2017, 2018*)
2018	Mark Ivey (Interim, NO Bowl)	—	1	0	0	1.000 (bowl)	—	—	—	—	
2019	Elijah Drinkwitz	1	12	1	0	.923	7	1	0	.875	1 (2019*)
2019-22^	Shawn Clark	3+	26	13	0	.667	16	8	0	.667	^ Coached 2019 bowl; 2021 East Div. title
<b>Totals</b>	<b>22 coaches</b>	<b>93</b>	<b>654</b>	<b>351</b>	<b>28</b>	<b>.647</b>	<b>381</b>	<b>158</b>	<b>11</b>	<b>.703</b>	<b>22 league titles (* title game win)</b>



GRAYDON EGGERS



C.B. JOHNSTON



EUGENE GARBEE



KIDD BREWER



FLUCIE STEWART



RED WATKINS



BEATTIE FEATHERS



FRANCIS HOOVER



E.C. DUGGINS



PRESS MULL



BOB BROOME



BOB BREITENSTEIN



JIM DUNCAN



CARL MESSERE



JIM BRAKEFIELD



MIKE WORKING



MAC BROWN



SPARKY WOODS



JERRY MOORE



SCOTT SATTERFIELD



MARK IVEY



ELIAH DRINKWITZ



SHAWN CLARK

ALL-TIME ASSISTANT COACHES (1956-PRESENT)

Coach	Seasons
Richard Agle	1977
Bill Alheim	1957
Kevin Barbay	2022
Anthony Barbour	1997
Butch Baughn	1972
Chris Bequette	1990-91
Rob Best	1989-2002
David Bibece	1984-88
Jason Billock	2004-06, 2009-12
Courtney Braswell	2020
Bob Breitenstein	1957-58, 1960-63
Jeryl Briley	1993
Scott Brock	2001-02
Bryan Brown	2012-18
Steve Brown	1986-87
David Browning	1989-92
Mac Bryan	1982
Joe Bryson	1960
Bob Buchanan	1971-75
Tim Burke	1981
Victor Cabral	2023
Nic Cardwell	2008, 2012, 2018, 2020-21
Antonio Carter	2008
Buddy Chandler	1960
Dick Christopher	1971-72
Bill Church	1964-70
Shawn Clark	2016-19
Louis Clyburn	1985-98
Charles Coiner	1984-86
Jim Collins	1981-82
Bob Cooper	1970
Ron Cooper	1983
Doug Crater	1964
James Cullivan	1964-65
Mike Cummings	2023
Travis Cunningham	2023
Lawrence Dawsey	2022
Jim Daye	1968-70
Mark DeBastiani	1995-96, 2020-22
Fisher DeBerry	1971-79
Ed Dickerson	1970
Troy Douglas	1988

Coach	Seasons
Anthony Downs	1988
Jim Duncan	1959
Jim Eagan	1980
George Edwards	1992-95
Graydon Eggers	1929-31
Trey Elder	2010-11
Shawn Elliott	1929-11
Charlie Evans	1990
Blake Feldt	1989-93
Devon Ford	1977
Chris Foster	2012-14
Jimmy Freeman	2001-02
Greg Gasparato	2018-19
Lonnie Galloway	2005-07
Mark Graham	1993
Brad Glenn	2005-11
Gary Griffin	1989-92
Jack Groce	1965-71
Mike Haggard	1976
Brian Haines	2020
John Mark Hamilton	2009-11
Charlie Harbison	2019
Jack Henry	1980
Les Herrin	1980
Stan Hixon	1983-88
John Holt	2008-11
Stu Holt	2015-18
Tim Horton	1990-98
AJ Howard	2023
Terry Humphrey	1983
Ed Injaychock	1963
Mark Ivey	2012-18
Lionel James	1995
Ellis Johnson	1984
Joe Johnson	1991-93
Dale Jones	1996-2018, 2020-22
Travis Jones	1998-2000
Tim Karrs	1980-82
Jerry Kirk	1979
John Kirk	1949-60
Marc Kirkpatrick	1988
Donnie Kirkpatrick	1982-88

Coach	Seasons
David Knaus	1989-93
Brandon Lacy	2003-04
Mark Lancaster	1980
Roachel Laney	1973, 1976-79
Brad Lawing	1983-88
Frank Leaks	1984
Dwayne Ledford	2012
Rocky Lewis	1999-2001
Erik Link	2019
David Lockwood	2021-22
Bob Lord	1987
Chad Lunsford	2001-02
Mike Martin	1971-79
Bob McClain	2010-11
Carroll McCray	1984-88
Bill McDevitt	1968-69
Steve McGill	1983
Mark McHale	1980-85
David McKnight	1977-78
Ruffin McNeill	1989-96
Carl Messere	1961-64
Frank Meyer	1961-62
Mike Mongelli	1972
Darrell Moody	1984
Chris Moore	1995-2011
Mark Moore	1990
George Nazarovitch	1971
Jason Nichols	2002-04
Robert Nunn	2020-22
Danny Nutt	1989-96
Rod Olson	1993-95
John Palermo	1983
Steve Patterson	1993-94
Tony Petersen	2020
Frank Ponce	2013-18, 2021, 2023-
Terry Poore	1988
Robert Pulliam	1982
J.K. Reaves	1993
Dustin Reeves	1993
Steve Reid	1985-87
Roger Richardson	1972
Garrett Riley	2019

Coach	Seasons
Bill Rogers	1977
Wade Rollinson	1980-82
Ted Roof	2019
James Rowe	2020
Ken Rucker	1979-81
Buddy Sasser	1972-76
Scott Satterfield	1998-2008, 2012
Stacy Searels	1994-2000
John Settle	1994
Billy Simmons	1976-77
Scott Sloan	2010-17, 2023-
D.J. Smith	2018-19
Tim Speakman	2003-04
Kelly Sparger	1976
Mark Speir	2003-11
Bill Stanley	1959
Justin Stepp	2012-14
Anwar Stewart	2019
Jim Sullenberger	1971
Sean Swoope	1993
Richard Tickle	1966-71
Scott Tinsley	1985-88
Lance Taylor	2009
Geop Wade	2022
Bob Ward	1970-79
Pat Washington	2019-21
Justin Watts	2015
Brad West	2007-08
Rod West	2021
Tommy West	1980-82
Harold Wheeler	1983
Joe Wheeling	1957
Joe Whisonant	1983
Rick Whitt	1984-88
John Wiley	1989-90, 1993-2009
Art Wilkins	1985-88
Steve Wilks	2001
Everett Withers	1987
Sparky Woods	1983
Thomas Woods	1996
Nate Woody	2013-17
Ray Wooten	1983
Tony Yeomans	1994



# HALL OF FAMER JERRY MOORE

HEAD COACH: 1989-2012  
3 NATIONAL TITLES  
TO CONFERENCE TITLES



The winningest coach in App State and Southern Conference history, Jerry Moore compiled a 215-87 record in his 24 seasons at App State from 1989-2012. That run included 10 SoCon championships, 18 postseason appearances and an unprecedented three straight FCS national titles from 2005-07.

Before the 2021 debut at Kidd Brewer Stadium, the Jerry Moore Plaza with a statue honoring the coach was unveiled.

In 31 years overall as a head coach, Moore was 242-135-2. He was inducted into the College Football Hall of Fame in 2014, adding that honor to recognition from the North Carolina Sports Hall of Fame, the Southern Conference Hall of Fame and the App State Athletics Hall of Fame. In 2018, he was also awarded The Order of the Long Leaf Pine, which recognizes "exemplary service to the State of North Carolina."

While he enjoyed success at nearly every stop of his 51-year coaching career, the 24 seasons at App State cemented Moore's standing as one of college football's all-time great mentors.

In leading the Mountaineers to three consecutive national championships from 2005-07, he made App State the first program to ever win three straight titles at the FCS level and the first Division I institution (FCS or FBS) to accomplish the feat in 61 years. App State became the first institution from the state of North Carolina to ever win an NCAA football championship at any level when it defeated Northern Iowa 21-16 in the 2005 national title game, a feat it repeated with wins over Massachusetts (28-17) and Delaware (49-21) in the 2006 and 2007 NCAA Division I Football Championship finals.

Moore also led the Mountaineers to seven SoCon championships in an eight-year span (2005-



10, '12), making App State only the second program to achieve that feat since the league began crowning a champion in 1933. App State won 26 straight conference games from 2007-10.

Additionally, App State became a household name when Moore led his squad to perhaps the biggest and most prominent upset in college football history, a 34-32 triumph over Michigan in the 2007 season opener.

The victory over Michigan, which came into the contest ranked No. 5 in the Associated Press Top 25 poll, marked the first time that an FCS team had ever toppled a nationally ranked FBS opponent. The victory also compelled the AP to change its long-standing history of only accepting votes for FBS teams in its Top 25 poll, which allowed the Mountaineers to become the first FCS team to ever receive votes in the poll, which they did on three occasions in 2007.

Moore is no stranger to individual awards, as he is a three-time American Football Coaches Association Coach of the Year (2005, '06, '07).

He also won the 2006 Eddie Robinson Award (National Coach of the Year) from The Sports Network, is a six-time AFCA Regional Coach of the Year and an eight-time SoCon Coach of the Year.

In 2009, he was named the Liberty Mutual FCS Coach of the Year, which included \$50,000 for Moore's favorite charities and \$20,000 for the App State Alumni Association scholarship fund.

Under Moore, App State players earned all-conference recognition 257 times and received All-America honors on 99 occasions.

In addition to his nearly quarter-century tenure at App State, Moore also served as the head coach at North Texas (1979-80) and Texas Tech (1981-85) and spent 15 seasons on the staffs of legendary mentors Hayden Fry (1965-72 at SMU), Tom Osborne (1973-78 at Nebraska) and Ken Hatfield (1988 at Arkansas). Moore began his coaching career with four seasons as an assistant coach at Corsicana H.S. in Texas (1961-64).

A native of Bonham, Texas, Moore was one of the nation's top receivers at Baylor from 1958-60.



Year	W	L	T	.Pct	PF	PA	Coach
1928	3	6	0	.333	122	149	Graydon Eggers
1929	4	1	3	.688	86	18	C.B. Johnston
1930	8	2	1	.773	189	69	C.B. Johnston
1931	9	2	2	.769	183	86	C.B. Johnston
1932	5	4	1	.550	77	115	C.B. Johnston
1933	7	2	0	.778	146	30	Eugene Garbee
1934	3	4	1	.438	59	76	Eugene Garbee
1935	5	2	2	.667	84	64	Kidd Brewer
1936	8	1	0	.889	296	29	Kidd Brewer
1937	8	1	1	.850	204	7	Kidd Brewer
1938	9	1	0	.900	241	15	Kidd Brewer
1939	7	1	2	.800	269	33	Flucie Stewart
1940	6	4	0	.600	156	136	R.W. Watkins
1941	4	5	0	.444	181	104	R.W. Watkins
1942	5	2	1	.688	140	67	Beattie Feathers
1943	— No Games —						
1944	— No Games —						
1945	1	6	0	.143	53	167	Francis Hoover
1946	6	3	0	.667	202	92	Flucie Stewart
1947	9	1	0	.900	195	64	E.C. Duggins
1948	8	1	1	.850	242	108	E.C. Duggins
1949	9	3	0	.750	262	97	E.C. Duggins
1950	9	2	1	.792	279	134	E.C. Duggins
1951	6	3	0	.667	128	87	Press Mull
1952	2	6	1	.278	112	156	E.C. Duggins
1953	6	4	0	.600	186	138	E.C. Duggins
1954	8	3	0	.727	215	125	E.C. Duggins
1955	6	5	0	.545	193	129	E.C. Duggins
1956	3	6	0	.333	107	165	Bob Broome
1957	4	6	0	.400	100	158	Bob Broome
1958	6	4	0	.600	140	161	Bob Broome
1959	6	4	0	.600	164	141	Bob Breitenstein
1960	8	2	0	.800	158	107	Jim Duncan
1961	7	3	0	.700	156	93	Jim Duncan
1962	4	4	2	.500	131	96	Jim Duncan

Year	W	L	T	.Pct	PF	PA	Coach
1963	6	3	0	.667	176	130	Jim Duncan
1964	6	3	0	.667	163	122	Jim Duncan
1965	5	5	0	.500	123	172	Carl Messere
1966	3	6	1	.350	145	180	Carl Messere
1967	7	3	0	.700	226	212	Carl Messere
1968	8	2	0	.800	409	221	Carl Messere
1969	6	5	0	.545	292	250	Carl Messere
1970	5	5	0	.500	203	223	Carl Messere
1971	7	3	1	.682	284	151	Jim Brakefield
1972	5	5	1	.500	239	232	Jim Brakefield
1973	3	7	1	.318	164	255	Jim Brakefield
1974	6	5	0	.545	204	176	Jim Brakefield
1975	8	3	0	.727	337	233	Jim Brakefield
1976	6	4	1	.591	277	165	Jim Brakefield
1977	2	9	0	.182	195	329	Jim Brakefield
1978	7	4	0	.636	338	297	Jim Brakefield
1979	3	8	0	.273	262	268	Jim Brakefield
1980	6	4	1	.591	273	186	Mike Working
1981	3	7	1	.318	236	201	Mike Working
1982	4	7	0	.364	270	286	Mike Working
1983	6	5	0	.545	212	265	Mack Brown
1984	4	7	0	.364	151	218	Sparky Woods



*The 1949 Mountaineers compiled a 9-3 record, including a 21-7 victory against Catawba in the Pythian Bowl.*



Year	W	L	T	.Pct	PF	PA	Coach
1985	8	3	0	.727	260	109	Sparky Woods
1986	9	2	1	.792	351	176	Sparky Woods
1987	11	3	0	.786	270	153	Sparky Woods
1988	6	4	1	.591	324	233	Sparky Woods
1989	9	3	0	.750	306	177	Jerry Moore
1990	6	5	0	.545	171	266	Jerry Moore
1991	8	4	0	.667	215	202	Jerry Moore
1992	7	5	0	.583	262	233	Jerry Moore
1993	4	7	0	.364	207	252	Jerry Moore
1994	9	4	0	.692	363	209	Jerry Moore
1995	12	1	0	.923	375	251	Jerry Moore
1996	7	4	0	.636	223	196	Jerry Moore
1997	7	4	0	.623	294	215	Jerry Moore
1998	10	3	0	.769	356	222	Jerry Moore
1999	9	3	0	.750	369	219	Jerry Moore
2000	10	4	0	.714	441	278	Jerry Moore
2001	9	4	0	.692	411	278	Jerry Moore
2002	8	4	0	.667	314	273	Jerry Moore
2003	7	4	0	.636	252	219	Jerry Moore
2004	6	5	0	.545	366	358	Jerry Moore
2005	12	3	0	.800	455	282	Jerry Moore
2006	14	1	0	.933	528	223	Jerry Moore
2007	13	2	0	.867	641	400	Jerry Moore
2008	11	3	0	.786	522	303	Jerry Moore
2009	11	3	0	.786	465	313	Jerry Moore
2010	10	3	0	.769	446	307	Jerry Moore
2011	8	4	0	.667	344	286	Jerry Moore
2012	8	4	0	.667	395	352	Jerry Moore
2013	4	8	0	.333	283	336	Scott Satterfield
2014	7	5	0	.583	428	328	Scott Satterfield
2015	11	2	0	.846	477	248	Scott Satterfield
2016	10	3	0	.846	477	248	Scott Satterfield
2017	9	4	0	.692	435	263	Scott Satterfield
2018	11	2	0	.846	485	201	Scott Satterfield/ Mark Ivey (bowl)
2019	13	1	0	.929	543	280	Elijah Drinkwitz/ Shawn Clark (bowl)
2020	9	3	0	.750	406	240	Shawn Clark
2021	10	4	0	.741	483	310	Shawn Clark
2022	6	6	0	.500	419	321	Shawn Clark
<b>Totals</b>	<b>654</b>	<b>351</b>	<b>28</b>	<b>.647</b>	<b>24,900</b>	<b>17,732</b>	



In 2015, App State became the first Sun Belt team to win 11 games. It capped the season with a win in the Camellia Bowl.

### RECORDS BREAKDOWN

Winning Seasons:	72
.500 Seasons:	5
Losing Seasons:	16
Most Consecutive Winning Seasons:	19 (1994-2012)
Most Consecutive Losing Seasons:	2, 2x (1956-67, 1981-82)
Most Victories in a Two-Year Span:	27 (2006-07)
Most Victories in a Three-Year Span:	39 (2005-07)
Most Victories in a Four-Year Span:	50 (2005-08)
Most Victories in a Five-Year Span:	61 (2005-09)

### MILESTONE GAMES

Game	Date	Opponent	Score
1	Sept. 29, 1928	at Mountain City	L, 0-26
50	Nov. 25, 1932	at Georgia Southern	L, 0-33
100	Oct. 22, 1938	at Elon	L, 6-7
150	Nov. 10, 1945	vs. High Point	L, 13-31
200	Nov. 4, 1950	at Presbyterian	W, 34-7
250	Oct. 26, 1955	at Guilford	W, 27-6
300	Nov. 5, 1960	vs. Guilford	W, 13-0
350	Nov. 25, 1965	at Southeastern Louisiana	L, 6-54
400	Nov. 14, 1970	vs. Wofford	L, 13-37
450	Oct. 11, 1975	at East Tennessee State	W, 44-21
500	Nov. 17, 1979	vs. Marshall	W, 45-7
550	Oct. 6, 1984	vs. Western Carolina	L, 7-34
600	Oct. 29, 1988	at Marshall	L, 27-30
650	Nov. 28, 1992	at Middle Tennessee State	L, 10-35
700	Sept. 20, 1997	vs. Eastern Kentucky	W, 27-23
750	Sept. 22, 2001	at Wake Forest	L, 10-20
800	Oct. 8, 2005	at Furman	L, 31-34
850	Nov. 8, 2008	at Chattanooga	W, 49-7
900	Oct. 13, 2012	at Samford	W, 28-25
950	Oct. 27, 2016	at Georgia Southern	W, 34-10
1,000	Oct. 31, 2020	at ULM	W, 31-13

### MILESTONE VICTORIES

Game	Date	Opponent	Score
1	Oct. 6, 1928	at Wilkesboro	W, 6-0
50	Oct. 31, 1936	vs. Tusculum	W, 45-0
100	Sept. 26, 1947	vs. Newberry	W, 18-7
150	Sept. 26, 1954	vs. Elon	W, 20-6
200	Sept. 21, 1962	vs. Newberry	W, 14-0
250	Oct. 23, 1971	vs. Bluefield State	W, 49-0
300	Sept. 12, 1981	vs. James Madison	W, 45-0
350	Sept. 2, 1989	vs. Gardner-Webb	W, 43-7
400	Oct. 28, 1995	vs. Chattanooga	W, 31-18
450	Sept. 29, 2001	vs. East Tennessee State	W, 33-14
500	Nov. 25, 2006	vs. Coastal Carolina	W, 45-28
550	Sept. 17, 2011	vs. Savannah State	W, 41-6
600	Oct. 14, 2017	vs. Idaho	W, 23-20
650	Sept. 17, 2023	vs. Troy	W, 32-28





SUN BELT CONFERENCE

Year	W	L	T	Finish	PF	PA	Coach
2014	6	2	0	3rd	280	200	Scott Satterfield
2015	7	1	0	2nd	307	165	Scott Satterfield
2016	7	1	0	T-1st	250	94	Scott Satterfield
2017	7	1	0	T-1st	291	175	Scott Satterfield
2018	7	1	0	1st*	255	108	Scott Satterfield
2019	7	1	0	1st*	315	131	Elijah Drinkwitz
2020	6	2	0	3rd^	256	154	Shawn Clark
2021	7	1	0	2nd^	298	143	Shawn Clark
2022	3	5	0	8th^	250	241	Shawn Clark
<b>Totals</b>	<b>47</b>	<b>9</b>	<b>0</b>		<b>2,204</b>	<b>1,268</b>	

\* denotes won Sun Belt Championship Game

^ denotes overall place in Sun Belt (was 2nd in East Division in 2020, won East Division title in 2021 and placed fourth in East in 2022).

SOUTHERN CONFERENCE

Year	W	L	T	Finish	PF	PA	Coach
1972	0	3	1	8th	58	90	Jim Brakefield
1973	2	2	0	5th	69	82	Jim Brakefield
1974	4	1	0	2nd	111	65	Jim Brakefield
1975	3	2	0	3rd	155	105	Jim Brakefield
1976	2	2	1	3rd	105	97	Jim Brakefield
1977	1	4	0	6th	89	134	Jim Brakefield
1978	4	2	0	3rd	188	168	Jim Brakefield
1979	3	4	0	5th	187	150	Jim Brakefield
1980	4	2	1	3rd	152	110	Mike Working
1981	1	5	1	7th	117	143	Mike Working
1982	3	4	0	4th	164	182	Mike Working
1983	4	3	0	4th	137	166	Mack Brown
1984	2	5	0	7th	90	145	Sparky Woods
1985	6	1	0	2nd	159	51	Sparky Woods
1986	6	0	1	1st	173	92	Sparky Woods
1987	7	0	0	1st	165	70	Sparky Woods
1988	4	3	0	4th	225	140	Sparky Woods
1989	5	2	0	2nd	173	102	Jerry Moore
1990	5	2	0	2nd	135	94	Jerry Moore
1991	6	1	0	1st	156	97	Jerry Moore
1992	5	2	0	2nd	166	126	Jerry Moore
1993	4	4	0	4th	180	190	Jerry Moore
1994	6	2	0	2nd	236	130	Jerry Moore
1995	8	0	0	1st	221	140	Jerry Moore
1996	5	3	0	4th	173	160	Jerry Moore
1997	6	2	0	2nd	214	144	Jerry Moore
1998	6	2	0	2nd	214	91	Jerry Moore
1999	7	1	0	t-1st	263	121	Jerry Moore
2000	6	2	0	2nd	293	152	Jerry Moore
2001	6	2	0	3rd	227	153	Jerry Moore
2002	6	2	0	2nd	242	173	Jerry Moore
2003	6	2	0	t-2nd	204	123	Jerry Moore
2004	4	3	0	t-3rd	234	210	Jerry Moore
2005	6	1	0	1st	271	117	Jerry Moore
2006	7	0	0	1st	255	98	Jerry Moore
2007	5	2	0	t-1st	310	215	Jerry Moore
2008	8	0	0	1st	323	152	Jerry Moore
2009	8	0	0	1st	279	155	Jerry Moore
2010	7	1	0	t-1st	281	173	Jerry Moore
2011	6	2	0	t-2nd	220	174	Jerry Moore
2012	6	2	0	t-1st	255	238	Jerry Moore
2013	4	4	0	t-4th	226	210	Scott Satterfield
<b>Totals</b>	<b>204</b>	<b>57</b>	<b>5</b>		<b>7,419</b>	<b>5,387</b>	

SOUTHERN CONFERENCE BREAKDOWN

Winning Seasons: 32

.500 Seasons: 4

Losing Seasons: 6

Consecutive Winning Seasons: 19 (1994-2013)

Consecutive Losing Seasons: 2 (1981-82)

Consecutive Non-Losing Seasons: 27 (1985-2013)

Most Victories in a Season: 8 (1995, 2008, 2009)

Most Victories in a Two-Year Span: 16 (2008-09)

Most Victories in a Three-Year Span: 23 (2008-10)

Most Victories in a Four-Year Span: 29 (2008-11)

Conference Titles: 12

(1986, 1987, 1991, 1995, 1999, 2005, 2006, 2007, 2008, 2009, 2010, 2012)

NORTH STATE/CAROLINAS CONFERENCE\*

Year	W	L	T	Finish	PF	PA	Coach
1930	1	1	1	—	80	38	C.B. Johnston
1931	3	0	0	1st	33	6	C.B. Johnston
1932	2	1	0	2nd	26	19	C.B. Johnston
1933	1	0	0	—	15	0	Eugene Garbee
1934	1	0	0	—	6	0	Eugene Garbee
1935	1	0	1	—	12	0	Kidd Brewer
1936	3	1	0	2nd	86	16	Kidd Brewer
1937	5	0	0	1st	100	0	Kidd Brewer
1938	3	1	0	3rd	81	9	Kidd Brewer
1939	3	0	1	1st	106	13	Flucie Stewart
1940	2	2	0	3rd	77	28	R.W. Watkins
1941	2	3	0	4th	92	67	R.W. Watkins
1942	2	2	0	3rd	71	34	Beattie Feathers
1943				— No Games —			
1944				— No Games —			
1945	1	3	0	3rd	32	105	Francis Hoover
1946	4	1	0	2nd	117	40	Flucie Stewart
1947	6	1	0	2nd	131	57	E.C. Duggins
1948	7	0	1	1st	216	87	E.C. Duggins
1949	6	2	0	2nd	153	63	E.C. Duggins
1950	7	0	1	1st	177	54	E.C. Duggins
1951	3	3	0	4th	76	68	Press Mull
1952	2	4	0	5th	71	76	E.C. Duggins
1953	3	3	0	4th	92	93	E.C. Duggins
1954	6	0	0	1st	127	53	E.C. Duggins
1955	3	3	0	4th	86	61	E.C. Duggins
1956	3	3	0	3rd	87	98	Bob Broome
1957	2	4	0	5th	45	98	Bob Broome
1958	4	2	0	2nd	94	86	Bob Broome
1959	5	1	0	2nd	115	58	Bob Breitenstein
1960	5	1	0	2nd	109	56	Jim Duncan
1961	5	1	0	2nd	92	45	Jim Duncan
1962	2	1	2	3rd	72	51	Jim Duncan
1963	4	1	0	3rd	87	47	Jim Duncan
1964	4	2	0	2nd	122	101	Jim Duncan
1965	3	3	0	5th	58	79	Carl Messere
1966	2	5	0	7th	111	133	Carl Messere
1967	5	2	0	2nd	158	146	Carl Messere
<b>Totals</b>	<b>121</b>	<b>57</b>	<b>7</b>		<b>3,213</b>	<b>1,985</b>	

\* The North State Conference was formed in 1930 and became the Carolinas Conference in 1961.

NORTH STATE/CAROLINAS CONFERENCE BREAKDOWN

Winning Seasons: 21

.500 Seasons: 9

Losing Seasons: 5

Consecutive Winning Seasons: 9 (1931-39)

Consecutive Losing Seasons: none

Consecutive Non-Losing Seasons: 10 (1931-40)

Most Victories in a Season: 7 (1948, 1950)

Most Victories in a Two-Year Span: 13 (1947-48, 1948-49, 1949-50)

Most Victories in a Three-Year Span: 20 (1948-50)

Conference Titles: 6 (1931, 1937, 1939, 1948, 1950, 1954)

SMOKY MOUNTAIN CONFERENCE^

Year	W	L	T	Finish	PF	PA	Coach
1935	3	2	0	3rd	57	58	Kidd Brewer
1936	4	0	0	2nd	98	15	Kidd Brewer
1937	4	0	1	2nd	118	0	Kidd Brewer
<b>Totals</b>	<b>11</b>	<b>2</b>	<b>1</b>		<b>273</b>	<b>73</b>	

^ App State played co-currently in the North State Conference and Smoky Mountain Conference from 1935-37.



1928

HEAD COACH GRAYDON EGGERS

3-6 OVERALL

INDEPENDENT

Table with 3 columns: Date, Opponent, Result. Rows include games at Mountain City, Wilkesboro, Morganton, Rutherford, Lees-McRae, Bluefield (Va.), Mt. Park, Belmont Abbey, and East Tennessee State.

1929

HEAD COACH C.B. JOHNSTON

4-1-3 OVERALL

INDEPENDENT

Table with 3 columns: Date, Opponent, Result. Rows include games at Carson-Newman, Catawba, East Tennessee State, Bluefield (Va.), North Georgia, Belmont Abbey, vs. Rutherford, and Boiling Springs.

1930

HEAD COACH C.B. JOHNSTON

8-2-1 OVERALL

1-1-1 NORTH STATE CONFERENCE

Table with 3 columns: Date, Opponent, Result. Rows include games vs. Lincoln Memorial, King, Tusculum, Catawba, Atlantic Christian, West Liberty, Navy Apprentice, Atlantic University, High Point, Boiling Springs, and Piedmont.

! First-ever night game for App State

1931

HEAD COACH C.B. JOHNSTON

9-2-2 OVERALL

3-0 NORTH STATE CONFERENCE CHAMPION

Table with 3 columns: Date, Opponent, Result. Rows include games at Campbell, Lenoir-Rhyne, High Point, King, Piedmont, Catawba, Naval Apprentice, Langley Field, Maryville, Bowden, Concord, and Glensville State.

No Game Designation (Charlotte, N.C.)

Row: D 5 \$ Catawba W 15-7

1932

HEAD COACH C.B. JOHNSTON

5-4-1 OVERALL

2-1 NORTH STATE CONFERENCE, SECOND PLACE

Table with 3 columns: Date, Opponent, Result. Rows include games at NC State, Concord State, Lenoir-Rhyne, vs. Catawba, Parris Island Marines, High Point, Maryville, Langley Field, Georgia Southern, and East Carolina.

\$ at Charlotte N.C.

^ 22 players played at Langley Field, 22 at Ga. Southern

1933

HEAD COACH EUGENE GARBEE

7-2 OVERALL

1-0 NORTH STATE CONFERENCE

Table with 3 columns: Date, Opponent, Result. Rows include games at Erskine, Milligan, Glensville State, Western Carolina, Piedmont, vs. King, Concord, Tusculum, and East Carolina.

\$ at Asheville, N.C.

1934

HEAD COACH EUGENE GARBEE

3-4-1 OVERALL

1-0 NORTH STATE CONFERENCE

Table with 3 columns: Date, Opponent, Result. Rows include games at Milligan, Erskine, Western Carolina, East Carolina, Georgia Southern, Concord, Tusculum, and Southern College.

1935

HEAD COACH KIDD BREWER

5-2-2 OVERALL

1-0-1 NORTH STATE CONFERENCE (\*)

3-2 SMOKY MOUNTAIN CONFERENCE, THIRD (#)

Table with 3 columns: Date, Opponent, Result. Rows include games at Lenoir-Rhyne, Piedmont, Cumberland, Milligan, Western Carolina, East Tennessee State, Georgia Southern, Tusculum, and East Carolina.

1936

HEAD COACH KIDD BREWER

8-1 OVERALL

3-1 NORTH STATE CONFERENCE, SECOND (\*)

4-0 SMOKY MOUNTAIN CONFERENCE, SECOND (#)

Table with 3 columns: Date, Opponent, Result. Rows include games at Piedmont, Lenoir-Rhyne, Guilford, Western Carolina, Georgia Southern, Tusculum, Catawba, East Tennessee State, and Cumberland.

1937

HEAD COACH KIDD BREWER

8-1-1 OVERALL

5-0 NORTH STATE CONFERENCE CHAMPION (\*)

4-0-1 SMOKY MOUNTAIN CONFERENCE, SECOND (#)

Table with 3 columns: Date, Opponent, Result. Rows include games at Cumberland, Lenoir-Rhyne, Carson-Newman, East Tennessee State, Elon, Tusculum, Western Carolina, Guilford, and Catawba.

No Game Designation (Biloxi, Miss.)

Row: D 3 at Southern Miss L 0-7

\$ at Hickory, N.C.

1938

HEAD COACH KIDD BREWER

9-1 OVERALL

3-1 NORTH STATE CONFERENCE, THIRD

Table with 3 columns: Date, Opponent, Result. Rows include games at Newberry, Carson-Newman, High Point, vs. Elon, Western Carolina, Tusculum, Lenoir-Rhyne, East Carolina, and Cumberland.

No Game Designation (Winston-Salem, N.C.)

Row: D 3 Moravian W 20-0

\$ at Greensboro, N.C.

1939

HEAD COACH FLUCIE STEWART

7-1-2 OVERALL

3-0-1 NORTH STATE CONFERENCE CHAMPION

Table with 3 columns: Date, Opponent, Result. Rows include games vs. Rollins, Carson-Newman, Newberry, Western Carolina, High Point, King, vs. Elon, Lenoir-Rhyne, Georgia Southern, and East Carolina.

\$ at Asheville, N.C.

^ at Greensboro, N.C.

% at Morganton, N.C.

1940

HEAD COACH R.W. "RED" WATKINS

6-4 OVERALL

2-2 NORTH STATE CONFERENCE, THIRD

Table with 3 columns: Date, Opponent, Result. Rows include games at Tampa, North Carolina, vs. Carson-Newman, Elon, Western Carolina, Newberry, King, Rollins, Lenoir-Rhyne, and Guilford.

\$ at Johnson City, Tenn.

^ at Morganton, N.C.





1941

HEAD COACH R.W. "RED" WATKINS

4-5 OVERALL

2-3 NORTH STATE CONFERENCE, FOURTH

Date	Opponent	Result
S 19	at Newberry	W 14-12
S 27	Arkansas A&M	W 67-0
O 4	King	L 2-15
O 11	* Western Carolina	W 35-0
O 17	*\$ vs. Catawba	L 19-20
O 24	* at Lenoir-Rhyne	L 6-20
N 7	at Tampa	L 6-10
N 15	* at High Point	W 26-0
N 27	* at Elon	L 6-26

\$ Winston-Salem, N.C.

1942

HEAD COACH BEATTIE FEATHERS

5-2-1 OVERALL

2-2 NORTH STATE CONFERENCE, THIRD

Date	Opponent	Result
S 18	at Naval Apprentice	W 16-13
O 3	\$ at Camp Davis	T 13-13
O 10	* High Point	W 27-0
O 27	* Catawba	L 0-7
O 31	* at High Point	W 44-0
N 6	Newberry	W 20-0
N 14	at Maryville	W 20-7
N 26	* at Catawba	L 0-26

\$ at Wilmington, N.C.

1943-44

No games due to World War II

1945

HEAD COACH FRANCIS HOOVER

1-6 OVERALL

1-3 NORTH STATE CONFERENCE, THIRD

Date	Opponent	Result
S 28	at Milligan	L 7-26
O 6	Milligan	L 7-9
O 20	Oak Ridge Military Police	L 7-27
O 27	* High Point	L 12-13
O 27	* at Guilford	W 7-6
N 3	*\$ vs. Catawba	L 0-55
N 10	* at High Point	L 13-31

\$ at Winston-Salem, N.C.

1946

HEAD COACH FLUCIE STEWART

6-3 OVERALL

4-1 NORTH STATE CONFERENCE, SECOND

Date	Opponent	Result
S 21	Newberry	W 28-19
O 5	* Elon	W 40-0
O 12	* High Point	W 10-6
O 19	*\$ at Catawba	L 6-28
O 26	Erskine	W 50-6
N 2	* at Lenoir-Rhyne	W 19-7
N 9	* at Western Carolina	W 42-6
N 16	at Milligan	L 0-6
N 23	at Presbyterian	L 7-14

\$ at Winston-Salem, N.C.

1947

HEAD COACH E.C. DUGGINS

9-1 OVERALL

6-1 NORTH STATE CONFERENCE, SECOND

Date	Opponent	Result
S 19	*\$ at Guilford	W 23-12
S 26	at Newberry	W 18-7
O 4	* at Elon	W 21-13
O 11	* Lenoir-Rhyne	W 22-0
O 18	*\$ Catawba	L 0-19
O 25	* Atlantic Christian	W 33-6
N 1	Emory & Henry	W 19-0
N 8	* Western Carolina	W 20-0
N 15	at Milligan	W 27-0
N 27	* at High Point	W 12-7

\$ at Winston-Salem, N.C.

1948

HEAD COACH E.C. DUGGINS

8-1-1 OVERALL

7-0-1 NORTH STATE CONFERENCE CHAMPION

Date	Opponent	Result
S 18	*\$ Guilford	W 21-14
S 25	*\$ vs. Western Carolina	W 14-13
O 1	* Elon	W 33-13
O 7	* at Lenoir-Rhyne	T 14-14
O 16	*\$ vs. Catawba	W 20-13
O 23	* High Point	W 40-14
O 30	at Emory & Henry	W 24-14
N 6	* East Carolina	W 47-0
N 13	* at Atlantic Christian	W 27-6

Burley Bowl (Johnson City, Tenn.)

N 20 West Chester State L 2-7

\$ Winston-Salem, N.C.

% Asheville, N.C.

1949

HEAD COACH E.C. DUGGINS

9-3 OVERALL

6-2 NORTH STATE CONFERENCE, SECOND

Date	Opponent	Result
S 10	Naval Apprentice	W 35-0
S 17	*\$ vs. Guilford	L 12-13
S 24	* Western Carolina	L 6-13
S 30	* at Elon	W 14-0
O 6	* Lenoir-Rhyne	W 19-6
O 15	*\$ vs. Catawba	W 12-6
O 21	* at High Point	W 21-7
O 29	at Newberry	W 41-6
N 5	* at East Carolina	W 35-18
N 12	* Atlantic Christian	W 34-0
N 19	at Morris Harvey	L 12-21

Pythian Bowl (Salisbury, N.C.)

D 10 at Catawba W 21-7

\$ Winston-Salem, N.C.

1950

HEAD COACH E.C. DUGGINS

9-2-1 OVERALL

7-0-1 NORTH STATE CONFERENCE CHAMPION

Date	Opponent	Result
S 16	*\$ Guilford	W 32-2
S 23	* at Western Carolina	W 13-6
S 30	* Elon	T 14-14
O 7	* at Lenoir-Rhyne	W 20-18
O 14	*\$ Catawba	W 9-7
O 21	* High Point	W 35-0
O 28	at Tampa	W 36-19
N 4	* East Carolina	W 20-0
N 9	at Presbyterian	W 34-7
N 11	* at Atlantic Christian	W 34-7

Burley Bowl (Johnson City, Tenn.)

N 23 vs. Emory & Henry L 6-26

Pythian Bowl (Salisbury, N.C.)

D 9 vs. West Liberty L 26-28

\$ Winston-Salem, N.C.

1951

HEAD COACH PRESS MULL

6-3 OVERALL

3-3 NORTH STATE CONFERENCE, FOURTH

Date	Opponent	Result
S 15	*\$ Guilford	W 20-0
S 22	* Western Carolina	W 26-6
S 29	* at Elon	L 6-20
O 6	* Lenoir-Rhyne	L 0-20
O 13	*\$ Catawba	L 0-2
O 26	at Tampa	W 14-13
N 3	* at East Carolina	W 24-20
N 10	Erskine	W 20-0
N 17	Newberry	W 18-6

\$ Winston-Salem, N.C.

1952

HEAD COACH E.C. DUGGINS

2-6-1 OVERALL

2-4 NORTH STATE CONFERENCE, FIFTH

Date	Opponent	Result
S 20	*\$ Guilford	W 13-12
S 27	*\$ vs. Western Carolina*	W 20-12
O 4	* Elon	L 7-13
O 11	* at Lenoir-Rhyne	L 12-14
O 18	*\$ Catawba	L 0-3
O 25	* at East Tennessee State	T 27-27
N 1	* East Carolina	L 19-22
N 8	at Tampa	L 0-19
N 15	Charleston (W. Va.)	L 13-34

\$ Asheville, N.C.

# Winston-Salem, N.C.

1953

HEAD COACH E.C. DUGGINS

6-4 OVERALL

3-3 NORTH STATE CONFERENCE, FIFTH

Date	Opponent	Result
S 19	*\$ Guilford	L 12-14
S 26	* Western Carolina	W 7-6
O 3	* at Elon	W 21-19
O 10	* Lenoir-Rhyne	W 32-6
O 17	*\$ Catawba	L 13-14
O 24	Emory & Henry	W 14-6
O 31	* at East Carolina	L 7-40
N 7	East Tennessee State	L 19-21
N 13	at Charleston (W.Va.)	W 26-6
N 21	Tampa	W 35-12

# Winston-Salem, N.C.

1954

HEAD COACH E.C. DUGGINS

8-3 OVERALL

6-0 NORTH STATE CONFERENCE CHAMPION

Date	Opponent	Result
S 18	*\$ Guilford	W 19-6
S 25	*\$ at Western Carolina	W 27-7
O 2	* Elon	W 20-6
O 9	* at Lenoir-Rhyne	W 21-14
O 16	* Catawba	W 27-13
O 23	at Emory & Henry	W 21-0
O 30	* East Carolina	W 13-7
N 13	Presbyterian	L 7-14
N 20	at Tampa	L 20-25

Burley Bowl (Johnson City, Tenn.)

N 25 at East Tennessee State W 28-13

Elks Bowl (Raleigh, N.C.)

D 11 vs. Newberry L 13-20

\$ Asheville, N.C.

# Winston-Salem, N.C.

1955

HEAD COACH E.C. DUGGINS

6-5 OVERALL

3-3 NORTH STATE CONFERENCE, FOURTH

Date	Opponent	Result
S 10	Newport News Apprentice	W 46-7
S 24	* Western Carolina	L 6-7
O 1	* at Elon	W 19-0
O 8	* Lenoir-Rhyne	L 13-26
O 15	* at Catawba	W 21-19
O 22	Emory & Henry	W 26-0
O 29	* at East Carolina	L 0-13
N 5	* at Guilford	W 27-6
N 12	Presbyterian	W 35-6
N 19	at Tampa	L 0-38

Burley Bowl (Johnson City, Tenn.)

N 24 at East Tennessee State L 0-7



1956

HEAD COACH BOB BROOME

3-6 OVERALL

3-3 NORTH STATE CONFERENCE, THIRD

Table with 3 columns: Date, Opponent, Result. Rows include S 22 \*\$ vs. Western Carolina, S 29 \* Elon, O 6 \* Lenoir-Rhyne, etc.

1957

HEAD COACH BOB BROOME

4-6 OVERALL

2-4 NORTH STATE CONFERENCE, FIFTH

Table with 3 columns: Date, Opponent, Result. Rows include S 14 Presbyterian, S 21 East Tennessee State, S 28 \* Western Carolina, etc.

1958

HEAD COACH BOB BROOME

6-4 OVERALL

4-2 NORTH STATE CONFERENCE, SECOND

Table with 3 columns: Date, Opponent, Result. Rows include S 20 at East Tennessee State, S 27 \* at Western Carolina, O 4 \* Elon, etc.

1959

HEAD COACH BOB BREITENSTEIN

6-4 OVERALL

5-1 NORTH STATE CONFERENCE, SECOND

Table with 3 columns: Date, Opponent, Result. Rows include S 19 at Emory & Henry, S 26 \* Western Carolina, O 3 \* at Elon, etc.

1960

HEAD COACH JIM DUNCAN

8-2 OVERALL

5-1 NORTH STATE CONFERENCE, SECOND

Table with 3 columns: Date, Opponent, Result. Rows include S 17 Emory & Henry, S 24 \* at Western Carolina, O 1 \* Elon, etc.

1961

HEAD COACH JIM DUNCAN

7-3 OVERALL

5-1 NORTH STATE CONFERENCE, SECOND

Table with 3 columns: Date, Opponent, Result. Rows include S 16 at Emory & Henry, S 23 \*\$ vs. Western Carolina, S 30 \* at Elon, etc.

1962

HEAD COACH JIM DUNCAN

4-4-2 OVERALL

2-1-2 NORTH STATE CONFERENCE, THIRD

Table with 3 columns: Date, Opponent, Result. Rows include S 15 Emory & Henry, S 22 \*\$ vs. Western Carolina, S 29 \* Elon, etc.

1963

HEAD COACH JIM DUNCAN

6-3 OVERALL

4-1 CAROLINAS CONFERENCE, THIRD

Table with 3 columns: Date, Opponent, Result. Rows include S 14 at Wofford, S 21 \* Newberry, S 28 \* Western Carolina, etc.

1964

HEAD COACH JIM DUNCAN

6-3 OVERALL

3-2 CAROLINAS CONFERENCE, THIRD

Table with 3 columns: Date, Opponent, Result. Rows include S 19 \* at Newberry, S 26 \* at Western Carolina, O 3 \* Elon, etc.

1965

HEAD COACH CARL MESSERE

5-5 OVERALL

3-3 CAROLINAS CONFERENCE, FIFTH

Table with 3 columns: Date, Opponent, Result. Rows include S 18 \* Newberry, S 25 \* Western Carolina, O 2 \* at Elon, etc.

1966

HEAD COACH CARL MESSERE

3-6-1 OVERALL

2-5 CAROLINAS CONFERENCE, SEVENTH

Table with 3 columns: Date, Opponent, Result. Rows include S 17 \* at Newberry, S 24 \* at Western Carolina, O 1 \* Elon, etc.

1967

HEAD COACH CARL MESSERE

7-3 OVERALL

5-2 CAROLINAS CONFERENCE, SECOND

Table with 4 columns: Date, Opponent, Result, Atten. Rows include S 16 \* Newberry, S 23 \* Western Carolina, S 30 \* at Elon, etc.

1968

HEAD COACH CARL MESSERE

8-2 OVERALL

INDEPENDENT

Table with 4 columns: Date, Opponent, Result, Atten. Rows include S 21 at Newberry, S 28 at Western Carolina, O 5 Elon, etc.

1969

HEAD COACH CARL MESSERE

6-5 OVERALL

INDEPENDENT

Table with 4 columns: Date, Opponent, Result, Atten. Rows include S 13 at East Tennessee State, S 20 at Emory & Henry, S 27 Western Carolina, etc.

1970

HEAD COACH CARL MESSERE

5-5 OVERALL

INDEPENDENT

Table with 4 columns: Date, Opponent, Result, Atten. Rows include S 19 at Guilford, S 26 at Western Carolina, O 3 Elon, etc.





1971

HEAD COACH JIM BRAKEFIELD

7-3-1 OVERALL

INDEPENDENT

Date	Opponent	Result	Atten.
S 11	at Furman	T 0-0	
S 18	at East Tennessee St.	W 28-24	
S 25	Western Carolina	L 0-26	9,500
O 2	\$ vs. Davidson	W 35-10	
O 9	Lenoir-Rhyne	W 14-0	
O 16	Catawba	W 55-21	
O 23	Bluefield State (Va.)	W 49-0	1,000
O 30	at Wofford	L 16-26	6,500
N 6	North Alabama	W 59-6	5,000
N 13	at Eastern Kentucky	L 14-28	13,250
N 20	at Elon	W 14-10	

\$ Charlotte, N.C.

1972

HEAD COACH JIM BRAKEFIELD

5-5-1 OVERALL

0-3-1 SOUTHERN CONFERENCE, EIGHTH

Date	Opponent	Result	Atten.
S 9	at Western Kentucky	W 7-6	15,200
S 16	* The Citadel	L 21-28	8,000
S 23	* at East Carolina	L 7-35	16,410
S 30	* Furman	L 17-20	8,500
O 7	* at Davidson	T 10-10	4,000
O 14	at South Carolina	L 7-41	36,865
O 21	at Lenoir-Rhyne	W 42-13	9,000
O 28	East Tennessee State	W 35-34	6,500
N 4	North Alabama	W 17-3	5,750
N 11	Eastern Kentucky	W 55-7	5,000
N 18	at Western Carolina	L 21-35	6,500

1973

HEAD COACH JIM BRAKEFIELD

3-7-1 OVERALL

2-2 SOUTHERN CONFERENCE, FIFTH

Date	Opponent	Result	Atten.
S 8	Western Kentucky	L 7-42	8,250
S 15	* at Furman	L 0-17	15,000
S 22	at Western Carolina	L 14-23	9,200
S 29	* Davidson	W 24-8	10,650
O 6	Lenoir-Rhyne	T 14-14	8,100
O 13	at East Tennessee State	L 11-19	8,152
O 20	Wofford	W 28-21	5,500
O 27	* The Citadel	W 31-6	7,855
N 3	at North Alabama	L 7-21	5,500
N 10	at South Carolina	L 14-35	33,705
N 17	* at East Carolina	L 14-49	14,181

1974

HEAD COACH JIM BRAKEFIELD

6-5 OVERALL

4-1 SOUTHERN CONFERENCE, SECOND

Date	Opponent	Result	Atten.
S 7	East Tennessee State	W 16-7	8,500
S 14	Middle Tennessee State	W 18-7	9,500
S 21	* at Davidson	W 30-0	7,600
S 28	Western Carolina	L 17-21	13,500
O 5	at Tennessee Tech	L 14-24	7,000
O 12	at Lenoir-Rhyne	L 10-31	10,500
O 19	* East Carolina	W 23-21	11,250
O 26	* at The Citadel	L 17-28	13,250
N 2	* Furman	W 27-3	12,291
N 9	at South Carolina	L 18-21	32,285
N 16	* at Richmond	W 14-13	10,000

1975

HEAD COACH JIM BRAKEFIELD

8-3 OVERALL

3-2 SOUTHERN CONFERENCE, THIRD

Date	Opponent	Result	Atten.
S 13	* East Carolina	W 41-25	13,781
S 20	at Wake Forest	W 19-17	24,300
S 27	* at Furman	L 23-30	12,000
O 4	Tennessee Tech	W 17-10	10,892
O 11	at East Tennessee State	W 44-21	8,172
O 18	Lenoir-Rhyne	W 52-28	13,017
O 25	* Richmond	L 17-24	14,195
N 1	* at The Citadel	W 22-17	18,485
N 8	at South Carolina	W 39-34	47,489
N 15	at Western Carolina	L 11-20	10,250
N 22	* Davidson	W 52-7	8,691

1976

HEAD COACH JIM BRAKEFIELD

6-4-1 OVERALL

2-2-1 SOUTHERN CONFERENCE, THIRD

Date	Opponent	Result	Atten.
S 4	at South Carolina	L 10-21	44,536
S 11	East Tennessee State	W 44-3	12,330
S 18	* at VMI	W 31-12	6,600
S 25	Wofford	W 42-0	10,120
O 2	Western Carolina	W 24-17	15,068
O 9	* Furman	T 14-14	8,240
O 16	at Lenoir-Rhyne	W 45-7	8,300
O 23	at Ball State	L 7-20	3,325
O 30	* The Citadel	W 31-13	12,208
N 6	* at William & Mary	L 22-23	10,000
N 20	* at East Carolina	L 7-35	15,335

1977

HEAD COACH JIM BRAKEFIELD

2-9 OVERALL

1-4 SOUTHERN CONFERENCE, SIXTH

Date	Opponent	Result	Atten.
S 3	at South Carolina	L 17-32	50,114
S 17	* Chattanooga	L 7-14	12,230
S 24	at Richmond	L 13-21	13,000
O 1	* Marshall	W 28-20	10,150
O 8	at East Tennessee State	L 20-38	8,500
O 15	Lenoir-Rhyne	W 35-21	10,420
O 22	* at Furman	L 20-28	9,500
O 29	Ball State	L 7-38	12,813
N 5	East Carolina	L 14-45	10,419
N 12	* at The Citadel	L 20-28	10,420
N 19	* at Western Carolina	L 14-44	12,015

1978

HEAD COACH JIM BRAKEFIELD

7-4 OVERALL

4-2 SOUTHERN CONFERENCE, THIRD

Date	Opponent	Result	Atten.
S 9	Wofford	W 35-14	11,250
S 16	* at Marshall	W 28-7	15,768
S 23	Richmond	W 24-19	8,416
S 30	* Furman	L 34-52	13,150
O 7	* at Chattanooga	L 14-72	10,501
O 14	at Lenoir-Rhyne	W 49-28	7,500
O 21	* The Citadel	W 42-14	11,130
O 28	East Tennessee State	L 34-35	14,471
N 4	at East Carolina	L 8-33	19,726
N 11	* at VMI	W 31-10	4,600
N 18	* at Western Carolina	W 39-13	12,232

1979

HEAD COACH JIM BRAKEFIELD

3-8 OVERALL

3-4 SOUTHERN CONFERENCE, FIFTH

Date	Opponent	Result	Atten.
S 8	at Wake Forest	L 22-30	26,500
S 15	at Virginia Tech	L 32-41	30,300
S 22	* Western Carolina	W 35-27	17,124
S 29	* at The Citadel	L 23-24	17,850
O 6	* Chattanooga	L 21-24	16,255
O 13	* VMI	L 22-27	7,624
O 20	* at Furman	L 17-31	13,287
O 27	* at East Tennessee State	W 24-10	12,469
N 3	East Carolina	L 21-38	13,815
N 10	William & Mary	L 0-9	4,820
N 17	* Marshall	W 45-7	8,875

1980

HEAD COACH MIKE WORKING

6-4-1 OVERALL

4-2-1 SOUTHERN CONFERENCE, THIRD

Date	Opponent	Result	Atten.
S 6	at James Madison	W 34-6	7,100
S 13	* The Citadel	W 17-14	15,250
S 20	* at Chattanooga	L 7-14	11,000
S 27	* East Tennessee State	W 42-15	14,160
O 4	* at Marshall	W 23-6	14,010
O 11	at North Carolina State	L 14-17	41,800
O 18	Lenoir-Rhyne	W 57-25	11,500
O 25	* Furman	L 20-21	14,200
N 1	* Western Carolina	W 27-24	15,850
N 8	* at VMI	T 16-16	4,700
N 22	at Wake Forest	L 16-28	23,000

1981

HEAD COACH MIKE WORKING

3-7-1 OVERALL

1-5-1 SOUTHERN CONFERENCE, SEVENTH

Date	Opponent	Result	Atten.
S 5	Lenoir-Rhyne	W 48-9	12,150
S 12	James Madison	W 45-0	9,200
S 19	* Chattanooga	W 31-14	16,300
S 26	* at The Citadel	L 20-34	17,250
O 3	at Wake Forest	L 14-15	24,500
O 10	* at Furman	L 18-22	19,058
O 17	* VMI	T 14-14	18,830
O 24	at Virginia Tech	L 12-34	45,200
N 7	* Marshall	L 10-17	8,280
N 14	* at East Tennessee St.	L 14-21	7,123
N 21	* at Western Carolina	L 10-21	11,218

1982

HEAD COACH MIKE WORKING

4-7 OVERALL

3-4 SOUTHERN CONFERENCE, FOURTH

Date	Opponent	Rk.	Result	Atten.
S 11	at James Madison	-/-	L 35-39	7,750
S 18	* Furman	-/-	L 21-27	15,500
S 25	at Wake Forest	-/-	L 22-31	29,100
O 2	* The Citadel	-/-	W 48-22	15,800
O 9	* at Marshall	-/-	W 21-13	9,117
O 16	Lenoir-Rhyne	-/-	W 49-0	11,250
O 23	at Virginia Tech	-/-	L 0-34	37,400
O 30	* East Tennessee State	-/-	W 29-13	16,150
N 6	* at Chattanooga	-/18	L 7-50	8,787
N 13	* at VMI	-/-	L 14-31	3,700
N 20	* Western Carolina	-/-	L 24-26	6,150

1983

HEAD COACH MACK BROWN

6-5 OVERALL

4-3 SOUTHERN CONFERENCE, FOURTH

Date	Opponent	Rank	Result	Atten.
S 3	at Wake Forest	-/-	W 27-25	25,711
S 10	James Madison	-/-	L 20-24	12,240
S 17	* VMI	-/-	W 31-0	14,128
S 24	* at The Citadel	-/-	W 27-16	15,795
O 1	* at E. Tennessee St.	10/22	W 27-11	9,565
O 8	* Chattanooga	10/-	L 9-30	13,264
O 15	Gardner-Webb	18/-	W 21-17	16,621
O 22	* at Furman	-/8	L 0-49	14,973
N 5	at NC State	-/-	L 7-33	40,800
N 12	* Marshall	-/-	W 28-19	8,112
N 19	* at Western Carolina	-/13	L 15-41	13,924



1984

HEAD COACH SPARKY WOODS

4-7 OVERALL

2-5 SOUTHERN CONFERENCE, SEVENTH

Table with 5 columns: Date, Opponent, Rank, Result, Atten. Rows include games against Clemson, Western Kentucky, Wake Forest, East Tennessee St., VMI, Western Carolina, Marshall, Furman, The Citadel, Chattanooga, and South Carolina St.

1985

HEAD COACH SPARKY WOODS

8-3 OVERALL

6-1 SOUTHERN CONFERENCE, SECOND

Table with 5 columns: Date, Opponent, Rank, Result, Atten. Rows include games against South Carolina, Western Kentucky, The Citadel, Wake Forest, Chattanooga, James Madison, Furman, VMI, Western Carolina, Marshall, and E. Tennessee St.

1986

HEAD COACH SPARKY WOODS

9-2-1 OVERALL

6-0-1 SOUTHERN CONFERENCE CHAMPION

Table with 5 columns: Date, Opponent, Rank, Result, Atten. Rows include games against Western Carolina, Wake Forest, East Tennessee State, The Citadel, Davidson, Chattanooga, James Madison, Furman, Marshall, VMI, and North Carolina A&T.

NCAA Division I-AA Playoffs

Table with 5 columns: Date, Opponent, Rank, Result, Atten. Row: N 29 Nicholls St. 6/12 L 26-28 6,250

1987

HEAD COACH SPARKY WOODS

11-3 OVERALL

7-0 SOUTHERN CONFERENCE CHAMPION

Table with 5 columns: Date, Opponent, Rank, Result, Atten. Rows include games against South Carolina, James Madison, VMI, Wake Forest, Liberty, Furman, Chattanooga, East Tennessee State, Marshall, The Citadel, and Western Carolina.

NCAA Division I-AA Playoffs

Table with 5 columns: Date, Opponent, Rank, Result, Atten. Rows include games against Richmond, Georgia Southern, and Marshall.

NCAA Final Poll - 2nd/TSN Final Poll - 2nd

1988

HEAD COACH SPARKY WOODS

6-4-1 OVERALL

4-3 SOUTHERN CONFERENCE, FOURTH

Table with 5 columns: Date, Opponent, Rank, Result, Atten. Rows include games against The Citadel, James Madison, Gardner-Webb, South Carolina, VMI, Furman, East Tennessee State, Marshall, Western Carolina, Chattanooga, and Wake Forest.

1989

HEAD COACH JERRY MOORE

9-3 OVERALL

5-2 SOUTHERN CONFERENCE, SECOND

Table with 5 columns: Date, Opponent, Rank, Result, Atten. Rows include games against Gardner-Webb, Wake Forest, The Citadel, James Madison, East Tennessee State, VMI, Furman, Chattanooga, Marshall, Catawba, and Western Carolina.

NCAA Division I-AA Playoffs

Table with 5 columns: Date, Opponent, Rank, Result, Atten. Row: N 25 at M. Tennessee St. 7/10 L 21-24 5,000

NCAA Final Poll - 7th/TSN Final Poll - 7th

1990

HEAD COACH JERRY MOORE

6-5 OVERALL

5-2 SOUTHERN CONFERENCE, SECOND

Table with 5 columns: Date, Opponent, Rank, Result, Atten. Rows include games against East Tennessee State, Wake Forest, Clemson, The Citadel, North Carolina State, Furman, Western Carolina, Chattanooga, Marshall, VMI, and James Madison.

1991

HEAD COACH JERRY MOORE

8-4 OVERALL

6-1 SOUTHERN CONFERENCE CHAMPION

Table with 5 columns: Date, Opponent, Rank, Result, Atten. Rows include games against Marshall, Clemson, VMI, James Madison, Chattanooga, Wake Forest, East Tennessee State, Furman, The Citadel, Mississippi College, and Western Carolina.

NCAA Division I-AA Playoffs

Table with 5 columns: Date, Opponent, Rank, Result, Atten. Row: N 30 at Eastern Kentucky 17/2 L 3-14 2,750

NCAA Final Poll - 17th/TSN Final Poll - 10th

1992

HEAD COACH JERRY MOORE

7-5 OVERALL

5-2 SOUTHERN CONFERENCE, SECOND

Table with 5 columns: Date, Opponent, Rank, Result, Atten. Rows include games against NC State, Wake Forest, East Tennessee State, The Citadel, James Madison, VMI, Furman, Chattanooga, Marshall, North Carolina A&T, and Western Carolina.

NCAA Division I-AA Playoffs

Table with 5 columns: Date, Opponent, Rank, Result, Atten. Row: N 28 at M. Tennessee St. 16/- L 10-35 4,000

NCAA Final Poll - 16th/TSN Final Poll - 16th

1993

HEAD COACH JERRY MOORE

4-7 OVERALL

4-4 SOUTHERN CONFERENCE, FOURTH

Table with 5 columns: Date, Opponent, Rank, Result, Atten. Rows include games against North Carolina A&T, Liberty, Wake Forest, The Citadel, East Tennessee State, Furman, Georgia Southern, Marshall, Chattanooga, Western Carolina, and VMI.

1994

HEAD COACH JERRY MOORE

9-4 OVERALL

6-2 SOUTHERN CONFERENCE, SECOND

Table with 5 columns: Date, Opponent, Rank, Result, Atten. Rows include games against Wake Forest, North Carolina A&T, The Citadel, E. Tennessee State, Furman, Georgia Southern, Marshall, Chattanooga, Liberty, Western Carolina, and VMI.

NCAA Division I-AA Playoffs

Table with 5 columns: Date, Opponent, Rank, Result, Atten. Row: N 26 at New Hampshire 17/12 W 17-10<sup>OT</sup> 7,329

D 3 at Boise State 17/3 L 14-17 15,302

TSN Final Poll - 9th

1995

HEAD COACH JERRY MOORE

12-1 OVERALL

8-0 SOUTHERN CONFERENCE CHAMPION

Table with 5 columns: Date, Opponent, Rank, Result, Atten. Rows include games against Wake Forest, Edinboro, North Carolina A&T, East Tennessee State, Furman, Georgia Southern, Marshall, Chattanooga, VMI, Western Carolina, and The Citadel.

NCAA Division I-AA Playoffs

Table with 5 columns: Date, Opponent, Rank, Result, Atten. Rows include games against James Madison and Stephen F. Austin.

TSN Final Poll - 5th





1996

HEAD COACH JERRY MOORE

7-4 OVERALL

5-3 SOUTHERN CONFERENCE, FOURTH

Date	Opponent	Rank	Result	Atten.
A 29	at Wake Forest	4/-	L 13-19	21,129
S 7	Tennessee Tech	7/-	W 16-3	14,383
S 21	at Eastern Kentucky	5/25	W 21-14	4,800
S 28	* The Citadel	4/-	W 34-20	13,231
O 5	* at E. Tennessee State	4/-	L 10-31	10,416
O 12	* Furman	14/13	L 14-20	12,111
O 19	* at Georgia Southern	21/-	W 35-28	11,074
O 26	* Marshall	20/1	L 10-24	23,458
N 2	* at Chattanooga	-/-	W 20-6	6,487
N 16	* at Western Carolina	-/-	W 24-17	11,316
N 23	* VMI	25/-	W 26-14	8,260

TSN Final Poll - 22nd

1997

HEAD COACH JERRY MOORE

7-4 OVERALL

6-2 SOUTHERN CONFERENCE, SECOND

Date	Opponent	Rank	Result	Atten.
S 6	at Clemson	11/18	L 12-23	62,000
S 20	Eastern Kentucky	9/-	W 27-23	11,602
S 27	* at The Citadel	6/-	W 40-15	6,093
O 4	* East Tennessee State	6/14	L 28-51	12,631
O 11	* at Furman	14/-	L 22-24	9,686
O 18	* Georgia Southern	-/9	W 24-12	13,887
O 25	* at Wofford	22/-	W 26-21	8,155
N 1	* Chattanooga	18/23	W 41-7	16,761
N 8	* at VMI	17/-	W 42-7	4,298
N 15	* Western Carolina	15/-	W 13-7	9,989
N 22	Liberty	15/25	L 19-25	8,712

TSN Final Poll - 22nd/ESPN 22nd

1998

HEAD COACH JERRY MOORE

10-3 OVERALL

6-2 SOUTHERN CONFERENCE, SECOND

Date	Opponent	Rank	Result	Atten.
S 5	Liberty	-/-	W 28-19	13,161
S 12	* at E. Tennessee St.	17/19	W 22-17	7,791
S 26	* The Citadel	14/-	W 26-11	10,261
O 3	at Wake Forest	10/-	W 30-27 <sup>OT</sup>	26,885
O 10	* Furman	4/20	W 26-13	15,883
O 17	* at Georgia Southern	3/2	L 24-37	20,353
O 24	* Wofford	7/-	W 31-6	16,883
O 31	* at Chattanooga	6/-	W 28-7	5,231
N 7	* VMI	4/-	W 51-0	18,391
N 14	at Eastern Kentucky	4/-	W 19-0	5,200
N 21	* at Western Carolina	3/-	L 6-23	13,785

NCAA Division I-AA Playoffs

N 28	Tennessee State	7/13	W 45-31	3,885
D 5	at Northwestern St.	7/2	L 20-31	10,817

TSN Final Poll - 6th/ESPN Final Poll - 6th

1999

HEAD COACH JERRY MOORE

9-3 OVERALL

7-1 SOUTHERN CONFERENCE CHAMPION

Date	Opponent	Rank	Result	Atten.
S 4	at Auburn	4/-	L 15-22	78,128
S 11	Eastern Kentucky	4/23	W 34-20	14,861
S 25	* at The Citadel	3/-	W 51-0	12,539
O 2	* East Tennessee State	3/13	W 23-19	24,343
O 9	* at Furman	3/25	L 21-35	13,052
O 16	* Georgia Southern	11/1	W 17-16	19,891
O 23	* at Wofford	6/-	W 21-20	8,249
O 30	* Chattanooga	6/-	W 62-14	13,711
N 6	* at VMI	6/-	W 34-7	4,710
N 13	* Western Carolina	5/-	W 34-10	18,971
N 20	at Liberty	3/-	W 28-12	7,313

NCAA Division I-AA Playoffs

N 27	Florida A&M	4/13	L 29-44	6,837
------	-------------	------	---------	-------

TSN Final Poll - T-9th/ESPN Poll - 9th

2000

HEAD COACH JERRY MOORE

10-4 OVERALL

6-2 SOUTHERN CONFERENCE, SECOND

Date	Opponent	Rank	Result	Atten.
A 31	at Wake Forest	6/-	W 20-16	26,853
S 9	Troy	4/2	L 28-34	16,631
S 23	* The Citadel	8/-	W 61-14	16,997
S 30	* at East Tennessee State	7/-	W 30-13	7,092
O 7	* Furman	8/6	W 18-17	11,671
O 14	* at Georgia Southern	5/1	L 28-34	21,899
O 21	* Wofford	8/-	W 42-16	17,647
O 28	* at Chattanooga	6/-	L 27-30	4,012
N 4	* VMI	15/-	W 52-0	8,617
N 11	* at Western Carolina	14/-	W 35-28	10,207
N 18	Liberty	14/-	W 34-13	6,531

NCAA Division I-AA Playoffs

N 25	at Troy	14/3	W 33-30	4,916
D 2	at Western Kentucky	14/7	W 17-14	5,100
D 9	at Montana	14/1	L 16-19 <sup>OT</sup>	17,401

TSN Final Poll (2000) - 4th/ESPN Poll - 4th

2001

HEAD COACH JERRY MOORE

9-4 OVERALL

6-2 SOUTHERN CONFERENCE, SECOND

Date	Opponent	Rank	Result	Atten.
S 1	Liberty	5/-	W 46-26	10,331
S 8	at Wake Forest	3/-	L 10-20	29,127
S 22	* at The Citadel	5/-	W 8-6	15,107
S 29	* East Tennessee State	6/-	W 33-14	16,567
O 6	* at Furman	5/3	L 22-28	14,411
O 13	* Georgia Southern	8/1	L 18-27	15,331
O 20	* at Wofford	12/-	W 34-23	9,419
O 27	* Chattanooga	12/-	W 51-14	15,337
N 3	* at VMI	11/-	W 27-17	5,353
N 10	* Western Carolina	9/-	W 34-24	17,779
N 17	West Virginia Tech	9/-	W 64-14	5,353

NCAA Division I-AA Playoffs

D 1	William & Mary	8/17	W 40-27	5,279
D 8	at Georgia Southern	8/2	L 24-38	9,352

TSN Final Poll - 4th/ESPN Poll - 6th

2002

HEAD COACH JERRY MOORE

8-4 OVERALL

6-2 SOUTHERN CONFERENCE, SECOND

Date	Opponent	Rank	Result	Atten.
A 31	at Marshall	2/19(I-A)	L 17-50	31,042
S 14	Eastern Kentucky	5/16	W 36-28	11,211
S 21	at Liberty	5/-	W 29-22	8,173
S 28	* The Citadel	5/-	W 37-28	17,381
O 5	* at E. Tennessee State	4/-	W 29-10	8,304
O 12	* Furman	4/5	W 16-15	15,331
O 19	* at Georgia Southern	3/13	L 20-36	15,146
O 26	* Wofford	8/25	L 19-26	17,297
N 2	* at Chattanooga	14/-	W 20-17	7,139
N 9	* VMI	14/-	W 54-13	17,779
N 16	* at Western Carolina	8/-	W 24-14	10,321

NCAA Division I-AA Playoffs

N 30	Maine	5/7	L 13-14	4,311
------	-------	-----	---------	-------

TSN Final Poll - 10th/ESPN Poll - 14th

2003

HEAD COACH JERRY MOORE

7-4 OVERALL

6-2 SOUTHERN CONFERENCE, SECOND

Date	Opponent	Rank	Result	Atten.
A 30	at Hawaii	9/-	L 17-40	42,996
S 6	at Eastern Kentucky	11/-	L 7-35	14,400
S 20	Morehead State	-/-	W 24-21	16,811
S 27	* at The Citadel	-/-	L 21-24	13,569
O 4	* East Tennessee State	-/-	W 21-7	19,421
O 11	* at Furman	-/5	W 13-10	12,112
O 18	* Georgia Southern	-/10	W 28-21	13,879
O 25	* at Wofford	-/6	L 14-24	10,129
N 1	* Chattanooga	-/-	W 47-7	8,753
N 8	* at Elon	-/-	W 34-12	10,379
N 15	* Western Carolina	-/-	W 26-18	14,443

2004

HEAD COACH JERRY MOORE

6-5 OVERALL

4-3 SOUTHERN CONFERENCE, THIRD

Date	Opponent	Rank	Result	Atten.
S 4	at Wyoming	20/-	L 7-53	13,205
S 11	Eastern Kentucky	24/20	W 49-21	12,353
S 18	* The Citadel	20/-	W 28-14	8,931
S 25	at Northwestern St.	17/19	L 35-40	10,282
O 2	Texas State	24/-	W 41-34	13,619
O 9	* Furman	21/2	W 30-29	15,311
O 16	* at Georgia Southern	15/2	L 7-54	22,421
O 23	* Wofford	23/5	W 38-17	19,777
O 30	* at Chattanooga	17/-	L 56-59	4,486
N 6	* Elon	-/-	W 48-7	11,347
N 13	* at Western Carolina	-/-	L 27-30	14,714

2005

HEAD COACH JERRY MOORE

12-3 OVERALL

6-1 SOUTHERN CONFERENCE CHAMPION, NCAA DIVISION I-AA NATIONAL CHAMPION

Date	Opponent	Rank	Result	Atten.
S 3	at Eastern Kentucky	-/-	W 24-16	10,300
S 10	at Kansas	25/-	L 8-36	37,070
S 17	Coastal Carolina	-/17	W 30-3	23,267
S 24	* at The Citadel	22/-	W 45-13	11,103
O 8	* at Furman	16/6	L 31-34	14,138
O 15	* Georgia Southern	19/16	W 24-7	21,486
O 22	* at Wofford	16/-	W 49-17	8,398
O 29	* Chattanooga	12/-	W 35-25	22,338
N 5	at LSU	7/6(I-A)	L 0-24	91,414
N 12	* Western Carolina	8/-	W 35-7	25,584
N 19	* at Elon	6/-	W 52-14	6,472

NCAA Division I-AA Playoffs

N 26	Lafayette	5/25	W 34-23	6,327
D 3	Southern Illinois	5/8	W 38-24	11,108
D 10	Furman	5/3	W 29-23	15,307
D 16	^ Northern Iowa	5/7	W 21-16	20,236

^ NCAA Division I-AA National Championship (Chattanooga, Tenn.)

TSN Final Poll - 1st/ESPN Poll - 1st

2006

HEAD COACH JERRY MOORE

14-1 OVERALL

7-0 SOUTHERN CONFERENCE CHAMPION, NCAA DIVISION I FCS NATIONAL CHAMPION

Date	Opponent	Rank	Result	Atten.
S 2	at NC State	1/-	L 10-23	57,583
S 9	James Madison	1/12	W 21-10	23,814
S 16	Mars Hill	2/-	W 41-0	24,346
S 23	at Gardner-Webb	2/-	W 41-6	8,490
S 30	* Elon	2/-	W 45-21	26,620
O 7	* at Chattanooga	2/-	W 56-21	8,887
O 14	* Wofford	2/-	W 14-7	18,758
O 21	* at Georgia Southern	1/-	W 27-20 <sup>OT</sup>	19,438
O 28	* Furman	1/8	W 40-7	24,447
N 4	* The Citadel	1/-	W 42-13	17,547
N 11	* at Western Carolina	1/-	W 31-9	13,742

NCAA Division I FCS Playoffs

N 25	Coastal Carolina	1/13	W 45-28	16,223
D 2	Montana State	1/18	W 38-17	15,116
D 9	Youngstown State	1/5	W 49-24	18,040
D 15	^ Massachusetts	1/3	W 28-17	22,808

^ NCAA Division I National Championship (Chattanooga, Tenn.)

TSN Final Poll - 1st



2007

HEAD COACH JERRY MOORE

13-2 OVERALL

5-2 SOUTHERN CONFERENCE CO-CHAMPION, NCAA DIVISION I FCS NATIONAL CHAMPION

Table with columns: Date, Opponent, Rank, Result, Atten. Rows include games against Michigan, Lenoir-Rhyne, Northern Arizona, Wofford, Elon, Gardner-Webb, Georgia Southern, Furman, The Citadel, Western Carolina, Chattanooga.

NCAA Division I FCS Playoffs

Table with columns: Date, Opponent, Rank, Result, Atten. Rows include James Madison, Eastern Washington, Richmond, Delaware.

^ NCAA Division I National Championship

(Chattanooga, Tenn.)

TSN Final Poll - 1st

2008

HEAD COACH JERRY MOORE

11-3 OVERALL

8-0 SOUTHERN CONFERENCE CHAMPION

Table with columns: Date, Opponent, Rank, Result, Atten. Rows include games against LSU, Jacksonville, James Madison, Presbyterian, The Citadel, Samford, Georgia Southern, Furman, Wofford, Chattanooga, Elon, Western Carolina.

NCAA Division I FCS Playoffs

Table with columns: Date, Opponent, Rank, Result, Atten. Rows include South Carolina State, Richmond.

TSN Final Poll - 5th/AFC Poll - 5th

2009

HEAD COACH JERRY MOORE

11-3 OVERALL

8-0 SOUTHERN CONFERENCE CHAMPION

Table with columns: Date, Opponent, Rank, Result, Atten. Rows include games against East Carolina, McNeese State, Samford, The Citadel, North Carolina Central, Wofford, Georgia Southern, Furman, Chattanooga, Elon, Western Carolina.

NCAA Division I FCS Playoffs

Table with columns: Date, Opponent, Rank, Result, Atten. Rows include South Carolina State, Richmond, Montana.

TSN Final Poll - 3rd/AFC Poll - 3rd

2010

HEAD COACH JERRY MOORE

10-3 OVERALL

7-1 SOUTHERN CONFERENCE CO-CHAMPION

Table with columns: Date, Opponent, Rank, Result, Atten. Rows include games against Chattanooga, Jacksonville, North Carolina Central, Samford, Elon, The Citadel, Western Carolina, Furman, Georgia Southern, Wofford, Florida.

NCAA Division I FCS Playoffs

Table with columns: Date, Opponent, Rank, Result, Atten. Rows include Western Illinois, Villanova.

TSN Final Poll - 4th/AFC Poll - 4th

2011

HEAD COACH JERRY MOORE

8-4 OVERALL

6-2 SOUTHERN CONFERENCE, T-SECOND

Table with columns: Date, Opponent, Rank, Result, Atten. Rows include games against Virginia Tech, North Carolina A&T, Savannah State, Chattanooga, Wofford, The Citadel, Samford, Georgia Southern, Furman, Western Carolina, Elon.

NCAA Division I FCS Playoffs

Table with columns: Date, Opponent, Rank, Result, Atten. Rows include Maine.

TSN Final Poll - 12th/AFC Poll - 11th

2012

HEAD COACH JERRY MOORE

8-4 OVERALL

6-2 SOUTHERN CONFERENCE CO-CHAMPION

Table with columns: Date, Opponent, Rank, Result, Atten. Rows include games against East Carolina, Montana, The Citadel, Chattanooga, Coastal Carolina, Elon, Samford, Wofford, Western Carolina, Georgia Southern, Furman.

NCAA Division I FCS Playoffs

Table with columns: Date, Opponent, Rank, Result, Atten. Rows include Illinois State.

TSN Final Poll - 9th/AFC Poll - 8th

2013

HEAD COACH SCOTT SATTERFIELD

4-8 OVERALL

4-4 SOUTHERN CONFERENCE, T-FOURTH

Table with columns: Date, Opponent, Rank, Result, Atten. Rows include games against Montana, North Carolina A&T, Elon, Charleston Southern, The Citadel, Samford, Furman, Georgia Southern, Chattanooga, Georgia, Wofford, Western Carolina.

2014

HEAD COACH SCOTT SATTERFIELD

7-5 OVERALL

6-2 SUN BELT CONFERENCE, THIRD

Table with columns: Date, Opponent, Rank, Result, Atten. Rows include games against Michigan, Campbell, Southern Miss, Georgia Southern, South Alabama, Liberty, Troy, Georgia State, UL Monroe, Arkansas State, UL Lafayette, Idaho.

2015

HEAD COACH SCOTT SATTERFIELD

11-2 OVERALL

7-1 SUN BELT CONFERENCE, SECOND

Table with columns: Date, Opponent, Rank, Result, Atten. Rows include games against Howard, Clemson, Old Dominion, Wyoming, Georgia State, UL Monroe, Georgia Southern, Troy, Arkansas State, Idaho, UL Lafayette, South Alabama.

2015 Camellia Bowl (Montgomery, Ala.)

Table with columns: Date, Opponent, Rank, Result, Atten. Rows include Ohio.

2016

HEAD COACH SCOTT SATTERFIELD

10-3 OVERALL

7-1 SUN BELT CONFERENCE CO-CHAMPION

Table with columns: Date, Opponent, Rank, Result, Atten. Rows include games against Tennessee, Old Dominion, Miami, Akron, Georgia State, UL Lafayette, Idaho, Georgia Southern, Texas State, Troy, UL Monroe, New Mexico State.

2016 Camellia Bowl (Montgomery, Ala.)

Table with columns: Date, Opponent, Rank, Result, Atten. Rows include Toledo.

2017

HEAD COACH SCOTT SATTERFIELD

9-4 OVERALL

7-1 SUN BELT CONFERENCE CO-CHAMPION

Table with columns: Date, Opponent, Rank, Result, Atten. Rows include games against Georgia, Savannah State, Texas State, Wake Forest, New Mexico State, Idaho, Coastal Carolina, UMass, ULM, Georgia Southern, Georgia State, Louisiana.

2017 Dollar General Bowl (Mobile, Ala.)

Table with columns: Date, Opponent, Rank, Result, Atten. Rows include Toledo.





2018

HEAD COACH SCOTT SATTERFIELD  
BOWL COACH: MARK IVEY

11-2 OVERALL

7-1 SUN BELT CONFERENCE (WON SBC TITLE GAME)

Date	Opponent	Rank	Result	Atten.
S 1	at Penn State	-/9	L 38-45 <sup>OT</sup>	105,232
S 8	at Charlotte	-/-	W 45-9	19,151
S 22	Gardner-Webb	-/-	W 72-7	21,084
S 29 *	South Alabama	-/-	W 52-7	25,862
O 9 *	at Arkansas State	-/-	W 35-9	21,421
O 20 *	Louisiana	-/-	W 27-17	27,082
O 25 *	at Georgia Southern	25/-	L 14-34	19,252
N 3 *	at Coastal Carolina	-/-	W 23-7	13,004
N 10 *	at Texas State	-/-	W 38-7	11,482
N 17 *	Georgia State	-/-	W 45-17	22,315
N 24 *	Troy	-/-	W 21-10	20,410

Sun Belt Championship Game (Boone, N.C.)

D 1	Louisiana	-/-	W 30-19	14,963
-----	-----------	-----	---------	--------

2018 R+L Carriers New Orleans Bowl (New Orleans)

D 15	Middle Tennessee	-/-	W 45-13	23,942
------	------------------	-----	---------	--------

2019

HEAD COACH ELIAH DRINKWITZ  
BOWL COACH: SHAWN CLARK

13-1 OVERALL

7-1 SUN BELT CONFERENCE (WON SBC TITLE GAME)

Date	Opponent	Rank	Result	Atten.
A 31	East Tennessee State	-/-	W 42-7	25,147
S 7	Charlotte	-/-	W 56-41	29,182
S 21	at North Carolina	-/-	W 34-31	50,500
S 28 *	Coastal Carolina	-/-	W 56-37	25,055
O 9 *	at Louisiana	-/-	W 17-7	21,012
O 19 *	ULM	24/-	W 52-7	27,717
O 26 *	at South Alabama	21/-	W 30-3	17,969
O 31 *	Georgia Southern	20/-	L 24-21	18,796
N 9	at South Carolina	-/-	W 20-15	80,849
N 16 *	at Georgia State	-/-	W 56-27	17,908
N 23 *	Texas State	23/-	W 35-13	22,125
N 29 *	at Troy	22/-	W 48-13	18,989

Sun Belt Championship Game (Boone, N.C.)

D 7	Louisiana	20/-	W 45-38	18,618
-----	-----------	------	---------	--------

2019 R+L Carriers New Orleans Bowl (New Orleans)

D 21	UAB	20/-	W 31-17	21,202
------	-----	------	---------	--------

2020

HEAD COACH SHAWN CLARK  
9-3 OVERALL

6-2 SUN BELT CONFERENCE (SECOND EAST)

Date	Opponent	Rank	Result	Atten.
S 12	Charlotte	-/-	W 35-20	—
S 19	at Marshall	23/-	L 17-7	12,050
S 26	Campbell	-/-	W 52-21	—
O 22 *	Arkansas State	-/-	W 45-17	2,100
O 31 *	at ULM	-/-	W 31-13	5,493
N 7 *	at Texas State	-/-	W 38-17	6,745
N 14 *	Georgia State	-/-	W 17-13	2,170
N 21 *	at Coastal Carolina	-/15	L 34-23	5,000
N 28 *	Troy	-/-	W 47-10	2,170
D 4 *	Louisiana	-/20	L 24-21	2,170
D 12 *	at Georgia Southern	-/-	W 34-26	6,228

2020 Myrtle Beach Bowl (Conway, S.C.)

D 21	North Texas	-/-	W 56-28	5,000
------	-------------	-----	---------	-------

\* Due to COVID protocols, App State had no fans for its first two home games and 7-percent capacity for the Arkansas State game. The capacity increased for the final three home games with the addition of the club and loge seats in the new north end zone facility.

2021

HEAD COACH SHAWN CLARK  
10-4 OVERALL

7-1 SUN BELT CONFERENCE (EAST DIVISION CHAMPS)

Date	Opponent	Rank	Result	Atten.
S 2	East Carolina <sup>^</sup>	-/-	W 33-19	36,752
S 11	at Miami	-/22	L 25-23	45,877
S 18	Elon	-/-	W 44-10	30,224
S 23	Marshall	-/-	W, 31-30	28,377
O 2 *	at Georgia State	-/-	W, 45-16	14,258
O 12 *	at Louisiana	-/-	L, 41-13	20,066
O 20 *	Coastal Carolina	-/14	W 30-27	31,061
O 30 *	ULM	-/-	W 59-28	29,321
N 6 *	at Arkansas State	-/-	W 48-14	9,762
N 13 *	South Alabama	-/-	W 31-7	29,348
N 20 *	at Troy	-/-	W 45-7	18,523
N 27 *	Georgia Southern	-/-	W 27-3	28,005

Sun Belt Championship Game (Lafayette, La.)

D 4	at Louisiana	-/20	L 24-16	31,014
-----	--------------	------	---------	--------

2021 RoofClaim.com Boca Raton Bowl (Boca Raton, Fla.)

D 18	WKU	-/-	L 59-38	15,429
------	-----	-----	---------	--------

<sup>^</sup> Home game in Charlotte's Bank of America Stadium

2022

HEAD COACH SHAWN CLARK  
6-6 OVERALL

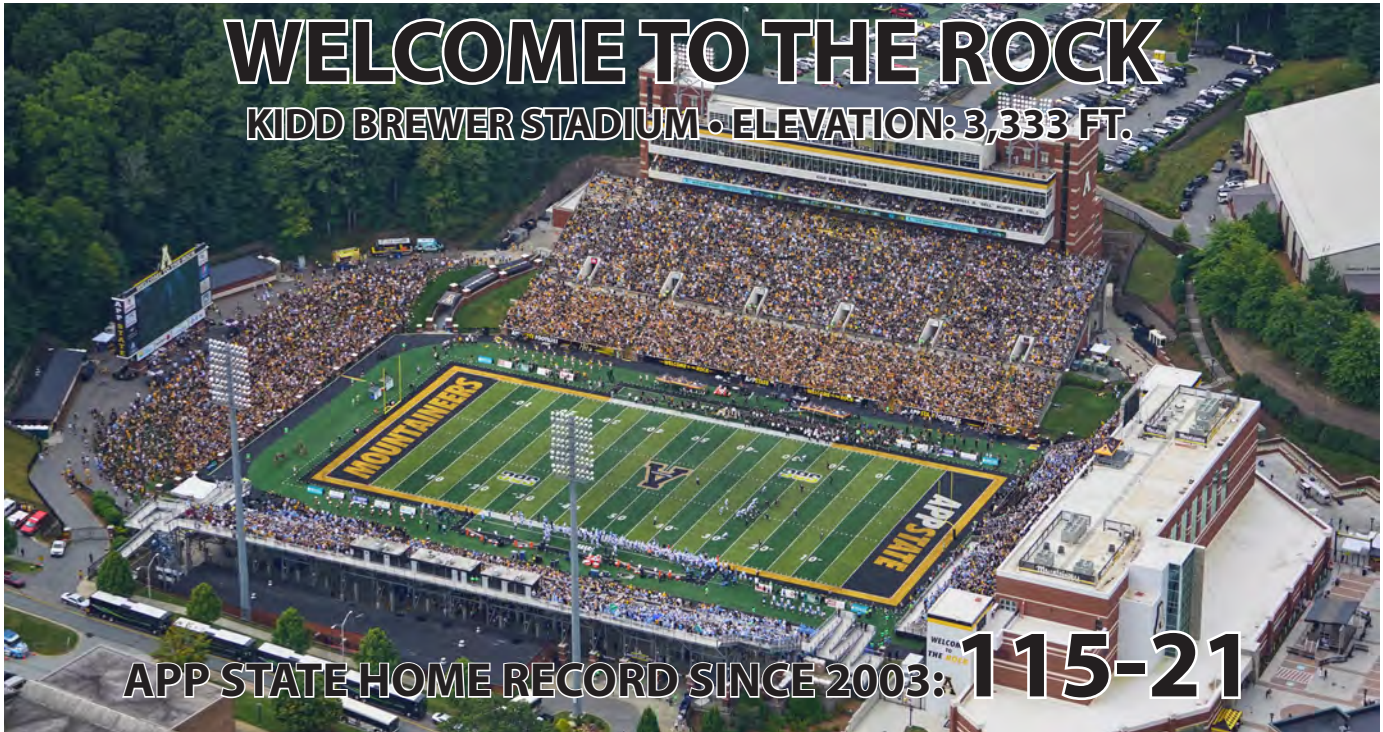
3-5 SUN BELT CONFERENCE (TIE-FOURTH EAST)

Date	Opponent	Rank	Result	Atten.
S 3	North Carolina	-/-	L 61-63	40,168
S 10	at Texas A&M	-/6	W 17-14	92,664
S 17 *	Troy	-/-	W 32-28	34,406
S 24 *	James Madison	-/-	L 28-32	33,248
O 1	The Citadel	-/-	W 49-0	30,789
O 8 *	at Texas State	-/-	L 24-36	25,613
O 19 *	Georgia State	-/-	W 42-17	31,757
O 29	Robert Morris	-/-	W 42-3	32,501
N 3 *	at Coastal Carolina	-/-	L 28-35	21,224
N 12 *	at Marshall	-/-	L 21-28	24,312
N 19 *	Old Dominion	-/-	W 27-14	32,096
N 26 *	at Georgia Southern	-/-	L 48-51 <sup>2OT</sup>	18,683



# WELCOME TO THE ROCK

KIDD BREWER STADIUM • ELEVATION: 3,333 FT.



APP STATE HOME RECORD SINCE 2003: **115-21**

In addition to boasting one of the most picturesque settings for college football with App State's campus and the natural beauty of the High Country serving as a backdrop, Kidd Brewer Stadium also stakes claim to being one of the toughest venues in the nation.

With 61 seasons completed in the stadium, which opened as Conrad Stadium on Sept. 15, 1962, App State boasts a 268-79-5 all-time record at The Rock.

With the construction of the \$50 million north end zone facility, removal of the track and installation of new turf, The Rock had a new look in 2021, as the end zone facility opened for fans before a November 2020 game against Georgia State. Hall of Fame coach Jerry Moore was also honored before the 2021 opener at The Rock with a plaza and statue in his name.

The new end zone facility houses the football locker room, weight room, offices and team areas, as well as 1,000 club level seats, athletic training spaces, retail and dining service facilities.

The 2022 home opener vs. UNC drew a stadium-record 40,168 fans, and all seven home games in 2022 had an attendance figure exceeding 30,000, with six of the top eight home crowds in stadium history occurring in 2022.

In 2022, App State set single-season school and Sun Belt records with an average home crowd of 33,566. The Mountaineers broke the previous league and program records of 30,441 they had established in 2021.

In 2021, App State led the 130-team FBS at 101.5 percent home attendance relative to capacity.

App State's impressive crowd support included 31,061 fans at a Wednesday win against Coastal Carolina — the biggest regular season crowd for a college football game on a Tuesday/Wednesday since App State joined the Sun Belt in 2014 — and 28,377 for a Thursday game vs. Marshall. A Thursday season opener vs. ECU in Charlotte's Bank of America Stadium was officially an App State home game that drew 36,752 fans, the Kidd Brewer Stadium debut vs. FCS-level Elon drew 30,224 and a post-Thanksgiving visit from Georgia Southern drew 28,005.

App State also led the Sun Belt Conference in home attendance in 2016, 2017 and 2019, averaging 25,787 fans in Boone during the 2017 season, 23,351 fans per regular-season home game in 2018 and 23,806 fans per home game during a 13-1 season in 2019.

Wake Forest's visit to Boone in 2017 attracted a then-record crowd of 35,126. The record was broken just one year

after Miami's visit drew a crowd of 34,658.

Thanks to philanthropic funding through A Mountaineer Impact, Kidd Brewer Stadium had a new and improved look in 2017 and is now part of the Mark E. Ricks Athletics Complex. The video board display increased to three times the size of the previous board with 2,500 square feet to feature 13HD technology from Daktronics. It measures 50 feet high by 90 feet wide for the overall scoreboard, with the new LED display measuring more than 37 feet high by 67 feet wide.

Kidd Brewer Stadium's official seating capacity was 16,650 in 2007, but several expansion projects, including construction of the 120,000-square-foot App State Athletics Center, have almost doubled the capacity.

Conrad Stadium opened in honor of former University trustee and R.J. Reynolds executive William J. Conrad and was originally constructed with 10,000 permanent seats.

Conrad Stadium was renamed on Sept. 3, 1988 in honor of Kidd Brewer, one of the most successful head coaches in App State football history. Brewer, a Winston-Salem, N.C., native who served as head football coach of the Mountaineers from 1935-38, compiled a 30-5-3 overall mark in his four seasons at the helm of the Mountaineers.





**KIDD BREWER STADIUM QUICK FACTS**

**First Game:**.....Sept. 15, 1962 vs. Emory and Henry  
**First Day Game:**.....Oct. 13, 1962 vs. Catawba  
**First Win:**.....App State 27, Elon 12 (9/29/62)  
**First Loss:**.....Emory and Henry 6, App State 3 (9/15/62)  
**First Tie:**.....App State 21, Catawba 21 (10/13/62)  
**Games Played:**.....352  
**App State's Overall Record:**..... 268-79-5 (.768)  
**Most Games Played in a Season:**.....9 (2006, '07)  
**Most Wins in a Season:**.....9 (2006)  
**Most Losses in a Season:**.....4 (1979, 2013)  
**Most Consecutive Wins:**.....30 (2003-07)  
**Most Wins in a Two-Year Span:**.....17 (2006-07)  
**Most Wins in a Three-Year Span:**.....24 (2005-07, 2006-08)  
**Most Games Vs. One Opponent:**.....26 vs. W. Carolina  
**Most Wins Vs. One Opponent:**.....19 vs. W. Carolina  
**Different Opponents at KBS:**.....77  
**App State's Record in August:**.....3-0  
**App State's Record in September:**.....82-25  
**App State's Record in October:**.....94-31-5  
**App State's Record in November:**.....78-16  
**App State's Record in December:**.....11-7  
**App State's Record in Night Games:**.....47-19-1

**APP STATE'S YEAR-BY-YEAR RECORDS AT KIDD BREWER STADIUM**

Year	Won	Lost	Tied	Pct.
1962	2	1	1	.625
1963	4	0	0	1.000
1964	3	1	0	.750
1965	3	2	0	.600
1966	2	2	0	.500
1967	3	2	0	.600
1968	4	1	0	.800
1969	2	3	0	.400
1970	2	3	0	.400
1971	4	1	0	.800
1972	3	2	0	.600
1973	3	1	1	.700
1974	4	1	0	.800
1975	4	1	0	.800
1976	4	0	1	.900
1977	2	3	0	.400
1978	3	2	0	.600
1979	2	4	0	.333
1980	4	1	0	.800
1981	3	1	1	.700
1982	3	2	0	.600
1983	3	2	0	.600
1984	3	2	0	.600
1985	5	0	0	1.000
1986	5	1	1	.786
1987	7	1	0	.875
1988	4	1	0	.800
1989	6	0	0	1.000
1990	3	1	0	.750
1991	4	1	0	.800
1992	3	2	0	.600
1993	3	2	0	.600
1994	5	1	0	.833
1995	6	1	0	.857
1996	3	2	0	.600
1997	4	2	0	.667
1998	6	0	0	1.000
1999	5	1	0	.833
2000	5	1	0	.833
2001	6	1	0	.857
2002	4	2	0	.667
2003	5	0	0	1.000
2004	6	0	0	1.000
2005	7	0	0	1.000
2006	9	0	0	1.000
2007	8	1	0	.889
2008	7	1	0	.875
2009	6	1	0	.857
2010	7	1	0	.875
2011	6	1	0	.857
2012	4	3	0	.571
2013	2	4	0	.333
2014	4	2	0	.667
2015	5	1	0	.833
2016	5	1	0	.833
2017	5	1	0	.833
2018	6	0	0	1.000
2019	6	1	0	.857
2020	5	1	0	.833
2021	6	0	0	1.000
2022	5	2	0	.714
<b>Total</b>	<b>268</b>	<b>79</b>	<b>5</b>	<b>.768</b>




Construction began in 1960 on Conrad Stadium (left) and what would become known as Owens Field House (right) in the stadium's north end zone. Conrad Stadium officially opened on Sept. 15, 1962 when App State hosted Emory & Henry.




In 1970, the natural grass playing field was removed from Conrad Stadium and replaced with an artificial surface, the first in the Carolinas.

In 1978, the stadium underwent a massive renovation which included an 8,000-seat expansion and new press box/chancellor's suite on the stadium's west side.



Stadium capacity jumped to 18,000 following the extensive renovations in 1978. Another restoration project in 1995 dropped capacity to 16,650.

Re-named Kidd Brewer Stadium in 1988, much of the facility remained largely unchanged from 1978 until the beginning of the 21st century. However, additional renovations became necessary when App State began drawing crowds in excess of 20,000 on a regular basis.



Prior to the 2007 season, the press box was removed from the west side of the stadium to make way for the 120,000-square-foot App State Athletics Center. Following the '07 campaign, construction began on a 4,400-seat upper deck on the stadium's east side.



Extensive renovations in Kidd Brewer Stadium were completed in 2009.



## RECORDS vs. OPPONENTS AT KIDD BREWER STADIUM

Opponent	W	L	T	Last Meeting	Result
Arkansas State	1	1	0	10-22-20	W, 45-17
Ball State	0	1	0	10-29-77	L, 38-7
Bluefield State	1	0	0	10-23-71	W, 49-0
Campbell	2	0	0	9-26-20	W, 52-21
Carson-Newman	4	0	0	10-25-69	W, 24-15
Catawba	5	1	1	11-11-89	W, 31-20
Charleston Southern	0	1	0	9-28-13	L, 27-24
Charlotte	2	0	0	9-12-20	W, 35-20
Chattanooga	15	4	0	11-2-13	L, 35-28
<b>Coastal Carolina</b>	<b>6</b>	<b>0</b>	<b>0</b>	<b>10-20-21</b>	<b>W, 30-27</b>
Davidson	3	0	0	10-4-86	W, 63-6
<b>East Carolina</b>	<b>2</b>	<b>2</b>	<b>0</b>	<b>11-5-77</b>	<b>L, 45-14</b>
East Tennessee State	16	3	0	8-31-19	W, 42-7
Eastern Kentucky	5	0	0	9-11-04	W, 49-21
Eastern Washington	1	0	0	12-1-07	W, 38-35
Edinboro	1	0	0	9-9-95	W, 44-7
Elon	10	1	0	9-18-21	W, 44-10
Emory & Henry	1	3	0	11-16-68	L, 28-24
Florida A&M	0	1	0	11-27-99	L, 44-29
Furman	12	8	2	11-10-12	W, 33-28
<b>Gardner-Webb</b>	<b>5</b>	<b>0</b>	<b>0</b>	<b>9-22-18</b>	<b>W, 72-7</b>
<b>Georgia Southern</b>	<b>12</b>	<b>4</b>	<b>0</b>	<b>11-27-21</b>	<b>W, 27-3</b>
Georgia State	5	0	0	10-19-22	W, 42-17
Guilford	3	0	0	11-22-69	W, 24-13
Howard	1	0	0	9-5-15	W, 49-0
Idaho	2	0	0	10-22-16	W, 37-19
Illinois State	0	1	0	12-1-12	L, 38-37 <sup>(OT)</sup>
Jacksonville	2	0	0	9-11-10	W, 45-14
James Madison	7	3	0	9-24-22	L, 32-28
Lafayette	1	0	0	11-26-05	W, 34-23
Lenoir-Rhyne	8	3	1	9-8-07	W, 48-7
Liberty	5	3	0	10-11-14	L, 55-48 <sup>(OT)</sup>
Louisiana	5	1	0	12-4-20	L, 24-21
Maine	0	2	0	12-3-11	L, 34-12
Mars Hill	1	0	0	9-16-06	W, 41-0
<b>Marshall</b>	<b>9</b>	<b>3</b>	<b>0</b>	<b>9-23-21</b>	<b>W, 31-30</b>
McNeese State	0	1	0	9-12-09	L, 40-35
Middle Tennessee	1	0	0	9-14-74	W, 18-7
Miami (FL)	0	1	0	9-17-16	L, 45-10

Opponent	W	L	T	Last Meeting	Result
Mississippi College	1	0	0	11-9-91	W, 31-23
Montana	1	0	0	9-8-12	W, 35-27
Montana State	1	0	0	12-2-06	W, 38-17
Morehead State	1	0	0	9-20-03	W, 24-21
New Mexico State	1	0	0	10-7-17	W, 45-31
Newberry	3	0	0	9-16-67	W, 21-12
Nicholls State	0	1	0	11-29-86	L, 28-26
North Alabama	2	0	0	11-4-72	W, 17-3
North Carolina	0	1	0	9-3-22	L, 63-61
North Carolina A&T	4	1	0	9-7-13	L, 24-21
North Carolina Central	2	0	0	9-18-10	W, 44-16
Northern Arizona	1	0	0	9-15-07	W, 34-21
Old Dominion	2	0	0	11-19-22	W, 27-14
Presbyterian	3	1	0	9-27-08	W, 48-14
Richmond	3	2	0	12-6-08	L, 33-13
Robert Morris	1	0	0	10-29-22	W, 42-3
Samford	2	2	0	10-12-13	L, 34-10
Savannah State	2	0	0	9-9-17	W, 54-7
South Alabama	2	1	0	11-13-21	W, 31-7
South Carolina State	3	0	0	11-28-09	W, 20-13
Southern Illinois	1	0	0	12-3-05	W, 38-24
<b>Southern Miss</b>	— FIRST MEETING —				
Stephen F. Austin	0	1	0	12-2-95	L, 27-17
Tennessee State	1	0	0	11-28-98	W, 45-31
Tennessee Tech	2	0	0	9-7-96	W, 16-3
Texas State	3	0	0	11-23-19	W, 35-13
The Citadel	18	4	0	10-1-22	W, 49-0
Troy	4	1	0	9-17-22	W, 32-28
ULM	4	0	0	10-30-21	W, 59-28
Villanova	0	1	0	12-11-10	L, 42-24
VMI	9	2	1	11-9-02	W, 54-13
Wake Forest	0	1	0	9-23-17	L, 20-19
West Virginia Tech	1	0	0	11-17-01	W, 64-14
Western Carolina	19	7	0	11-23-13	W, 48-27
Western Illinois	1	0	0	12-4-10	W, 42-14
Western Kentucky	1	1	0	9-14-85	W, 31-14
William & Mary	1	1	0	12-1-01	W, 40-27
Wofford	12	3	0	10-20-12	L, 38-28
Wyoming	1	0	0	10-3-15	W, 31-13
Youngstown State	1	0	0	12-9-06	W, 49-24

KIDD BREWER STADIUM



Wake Forest visited Kidd Brewer Stadium for the first time in 2017, when Thomas Hennigan made a one-handed, fourth-quarter catch against the Demon Deacons.





YEAR-BY-YEAR ATTENDANCE (NCAA Division I era)

Year	G	OVERALL			HOME			AWAY				
		Total	Average	Largest	G	Total	Average	Largest	G	Total	Average	Largest
1971	11	83,476	7,549	13,250	5	36,800	7,360	10,500	6	46,676	7,779	13,250
1972	11	119,336	10,849	36,836	5	37,000	11,008	8,500	6	82,336	13,723	36,836
1973	11	126,093	11,463	33,705	5	40,355	8,071	10,650	6	85,738	14,290	33,705
1974	11	135,676	12,334	32,285	5	55,041	11,008	13,500	6	80,635	13,439	32,285
1975	11	181,272	16,479	47,489	5	60,576	12,115	14,195	6	120,696	20,116	47,489
1976	11	146,062	13,278	44,536	5	57,996	11,593	15,068	6	88,066	14,678	44,536
1977	11	158,581	14,507	50,114	5	56,032	11,206	12,813	6	102,549	17,092	50,114
1978	11	128,744	11,704	19,726	5	58,417	11,683	15,768	6	70,327	11,721	19,726
1979	11	168,919	15,356	30,300	6	68,513	11,419	17,124	5	100,406	20,081	30,300
1980	11	172,570	15,688	41,800	5	70,960	14,192	15,850	6	101,610	16,935	41,800
1981	11	189,109	17,192	45,200	5	64,760	12,952	18,830	6	124,349	20,725	45,200
1982	11	160,704	14,609	37,400	5	64,850	12,970	16,150	6	95,854	15,976	37,400
1983	11	185,133	16,820	40,800	5	64,365	12,873	16,621	6	120,768	20,128	40,800
1984	11	202,277	18,389	74,000	5	68,028	13,606	18,629	6	134,249	22,375	74,000
1985	11	209,491	19,045	73,100	5	60,953	12,191	20,284	6	148,538	24,756	73,100
1986	12	175,292	14,608	28,700	7	109,663	15,666	22,618	5	65,629	13,126	28,700
1987	14	256,156	18,297	68,830	8	106,509	13,313	23,727	6	149,647	24,941	68,830
1988	11	204,511	18,592	71,380	5	77,472	15,494	25,301	6	127,039	21,173	71,380
1989	12	162,409	13,534	30,200	6	76,650	12,775	20,122	6	85,759	14,293	30,200
1990	11	247,920	22,538	77,000	4	68,365	17,091	21,412	7	179,555	25,651	77,000
1991	12	230,997	19,250	72,000	5	77,811	15,562	18,711	7	153,186	21,884	72,000
1992	12	208,699	17,392	41,095	5	93,189	18,638	24,233	7	115,510	16,501	41,095
1993	11	161,264	14,660	26,918	5	67,230	13,446	19,111	6	94,034	15,672	26,918
1994	13	178,936	13,764	19,781	6	89,524	14,921	19,171	7	89,412	12,773	25,067
1995	13	173,731	13,364	26,982	7	88,209	12,601	18,327	6	85,522	14,254	26,982
1996	11	136,665	12,424	23,458	5	71,443	14,289	23,458	6	65,222	10,870	21,129
1997	11	163,814	14,892	62,000	6	73,582	12,264	16,761	5	90,232	18,046	62,000
1998	13	168,526	12,963	26,885	6	78,464	13,077	18,391	7	90,062	12,866	26,885
1999	12	222,605	18,550	78,128	6	98,614	16,436	24,343	6	123,991	20,665	78,128
2000	14	175,574	12,541	26,853	6	78,094	13,016	17,647	8	97,480	12,185	26,853
2001	13	167,628	12,894	29,127	7	84,859	12,123	17,779	6	82,769	13,795	29,127
2002	12	155,643	12,970	31,042	6	75,518	12,586	17,381	6	80,125	13,354	31,042
2003	11	176,892	16,081	42,996	5	73,307	14,661	19,421	6	103,585	17,264	42,996
2004	11	146,446	13,313	22,421	6	81,338	13,556	19,777	5	65,108	13,022	22,421
2005	15	324,548	21,636	91,414	7	125,417	17,917	25,584	8	199,131	14,891	91,414
2006	15	315,859	21,057	57,583	9	184,911	20,546	26,620	6	130,948	21,825	57,583
2007	15	407,846	27,190	109,218	9	217,968	24,219	28,802	6	189,878	31,646	109,218
2008	14	362,167	25,869	91,922	8	201,291	25,161	30,931	6	160,876	26,813	91,922
2009	14	290,733	20,767	43,279	7	168,029	24,004	30,098	7	122,704	17,529	43,279
2010	13	354,578	27,275	90,119	8	205,719	25,715	31,531	5	148,859	29,772	90,119
2011	12	297,689	24,807	66,233	7	183,479	26,211	30,622	5	114,210	22,842	66,233
2012	12	292,400	24,366	49,023	7	184,505	26,358	30,856	5	107,895	21,579	49,023
2013	12	307,425	25,619	92,746	6	149,366	24,894	29,145	6	158,059	26,343	92,746
2014	12	348,495	29,041	106,811	6	138,995	23,166	26,058	6	209,500	34,917	106,811
2015	13	274,667	21,128	81,467	6	128,755	21,459	26,130	7	145,912	20,844	81,467
2016	13	344,209	26,478	100,074	6	156,916	26,153	34,658	7	207,793	29,684	100,074
2017	13	338,302	26,023	92,746	6	154,722	25,787	35,126	7	183,580	26,226	92,746
2018	13	345,200	26,554	105,232	6	131,716	21,953	27,082	7	213,484	30,498	105,232
2019	14	395,069	28,219	80,849	7	166,640	23,806	29,182	7	207,227	29,604	80,849
2020*	12	49,126	4,093	12,050	6	8,610	1,435	2,170	5	35,516	7,103	12,050
2021	14	352,588	25,185	45,877	7	213,088	30,441	36,752	6	124,071	23,250	45,877
2022	12	417,461	34,788	92,664	7	234,965	33,566	40,168	5	182,496	36,499	92,664

\* COVID protocols called for empty stadiums or reduced-capacity crowds in 2020


TOP 10 HOME CROWDS

Atten.	Opponent	Result	Date
1) 40,168	North Carolina	L, 63-61	Sept. 3, 2022
2) 36,752*	ECU (Thurs.)	W, 33-19	Sept. 2, 2021
3) 35,126	Wake Forest	L, 20-19	Sept. 23, 2017
4) 34,658	Miami	L, 45-10	Sept. 17, 2016
5) 34,406	Troy (GameDay)	W, 32-28	Sept. 17, 2022
6) 33,248	James Madison	L, 32-28	Sept. 24, 2022
7) 32,501	Robert Morris	W, 42-3	Oct. 29, 2022
8) 32,096	Old Dominion	W, 27-13	Nov. 19, 2022
9) 31,757	Ga. State (Wed.)	W, 42-17	Oct. 19, 2022
10) 31,531	Elon	W, 34-31	Oct. 9, 2010


\* App State held an official home game in Charlotte's Bank of America Stadium

TOP 10 ROAD CROWDS

Atten.	Opponent	Result	Date
1) 109,218	at Michigan	W, 34-32	Sept. 1, 2007
2) 106,811	at Michigan	L, 52-14	Aug. 30, 2014
3) 105,232	at Penn State	L, 45-38 (OT)	Sept. 1, 2018
4) 100,074	at Tennessee	L, 20-13 (OT)	Sept. 1, 2016
T5) 92,746	at Georgia	L, 31-10	Sept. 2, 2017
T5) 92,746	at Georgia	L, 45-6	Nov. 9, 2013
7) 92,664	at Texas A&M	W, 17-14	Sept. 10, 2022
8) 91,922	at LSU	L, 41-13	Aug. 30, 2008
9) 91,414	at LSU	L, 24-0	Nov. 5, 2005
10) 90,119	at Florida	L, 48-10	Nov. 20, 2010



From 2005-14, App State drew above-capacity crowds for 54 of 58 regular-season home games at picturesque Kidd Brewer Stadium.



The two largest crowds to ever see App State football games came at the "Big House" at the University of Michigan — 109,218 in 2007 and 106,811 in 2014.

ATTENDANCE FIGURES



OPENERS & HOMECOMING

### SEASON OPENERS (50-39-3 — .566)

Year	Date	Opponent	Score
1928	Sept. 29	at Mountain City	L, 26-0
1929	Sept. 30	at Carson-Newman	T, 0-0
1930	Sept. 20	Lincoln Memorial	W, 34-0
1931	Sept. 19	Campbell	W, 20-6
1932	Sept. 24	at NC State	L, 31-0
1933	Sept. 22	Erskine	L, 13-7
1934	Sept. 27	at Milligan	L, 13-6
1935	Sept. 27	at Lenoir-Rhyne	T, 0-0
1936	Sept. 26	at Piedmont	W, 115-0
1937	Sept. 25	Cumberland (Tenn.)	W, 39-0
1938	Oct. 1	Newberry	W, 7-0
1939	Sept. 15	Rollins	L, 14-7
1940	Sept. 13	at Tampa	W, 13-6
1941	Sept. 19	at Newberry	W, 14-12
1942	Sept. 18	at Navy Apprentice	W, 16-14
1943-44		—No Games—	
1945	Sept. 29	Milligan	L, 26-7
1946	Sept. 21	at Newberry	W, 28-19
1947	Sept. 19	at Guilford	W, 23-12
1948	Sept. 18	Guilford	W, 21-14
1949	Sept. 10	Navy Apprentice	W, 35-0
1950	Sept. 9	Guilford	W, 32-2
1951	Sept. 15	at Guilford	W, 20-0
1952	Sept. 14	Guilford	W, 13-12
1953	Sept. 20	at Guilford	L, 14-12
1954	Sept. 11	Guilford	W, 19-6
1955	Sept. 7	Newport News	W, 46-7
1956	Sept. 15	at Western Carolina	W, 19-7
1957	Sept. 14	Presbyterian	W, 20-7
1958	Sept. 20	at East Tennessee State	W, 12-0
1959	Sept. 19	at Emory & Henry	W, 21-0
1960	Sept. 17	Emory & Henry	W, 7-0
1961	Sept. 16	at Emory & Henry	W, 22-6
1962	Sept. 15	Emory & Henry	L, 6-3
1963	Sept. 14	at Wofford	L, 21-14
1964	Sept. 19	at Newberry	W, 20-6
1965	Sept. 18	Newberry	W, 10-7
1966	Sept. 17	at Newberry	L, 15-14
1967	Sept. 16	Newberry	W, 21-12
1968	Sept. 21	at Newberry	W, 55-14
1969	Sept. 13	at East Tennessee State	L, 18-16
1970	Sept. 19	at Guilford	W, 35-27
1971	Sept. 11	at Furman	T, 0-0
1972	Sept. 9	at Western Kentucky	W, 7-6
1973	Sept. 8	Western Kentucky	L, 42-7
1974	Sept. 7	East Tennessee State	W, 16-7
1975	Sept. 13	East Carolina	W, 41-25
1976	Sept. 4	at South Carolina	L, 21-10
1977	Sept. 3	at South Carolina	L, 32-17
1978	Sept. 9	Wofford	W, 35-14
1979	Sept. 8	at Wake Forest	L, 30-22
1980	Sept. 6	at James Madison	W, 34-6
1981	Sept. 5	Lenoir-Rhyne	W, 48-9
1982	Sept. 11	at James Madison	L, 39-35
1983	Sept. 3	at Wake Forest	W, 27-25
1984	Sept. 1	at Clemson	L, 40-7
1985	Sept. 7	at South Carolina	L, 20-13
1986	Aug. 30	Western Carolina	W, 17-13
1987	Sept. 5	at South Carolina	L, 24-3
1988	Sept. 3	The Citadel	W, 38-14
1989	Sept. 2	Gardner-Webb	W, 43-7
1990	Sept. 1	East Tennessee State	W, 34-24
1991	Aug. 31	Marshall	W, 9-3
1992	Sept. 5	at North Carolina State	L, 35-10
1993	Sept. 4	at North Carolina A&T	L, 22-10
1994	Sept. 10	at Wake Forest	L, 12-10
1995	Aug. 31	at Wake Forest	W, 24-22
1996	Aug. 29	at Wake Forest	L, 19-13
1997	Sept. 6	at Clemson	L, 23-12
1998	Sept. 5	Liberty	W, 28-19
1999	Sept. 4	at Auburn	L, 22-15
2000	Aug. 31	at Wake Forest	W, 20-16
2001	Sept. 1	Liberty	W, 46-26
2002	Aug. 31	at Marshall	L, 50-17
2003	Aug. 30	at Hawaii	L, 40-17
2004	Sept. 4	at Wyoming	L, 53-7
2005	Sept. 3	at Eastern Kentucky	W, 24-16
2006	Sept. 2	at NC State	W, 21-10
2007	Sept. 1	at Michigan	W, 34-32
2008	Aug. 30	at LSU	L, 41-13
2009	Sept. 5	at East Carolina	L, 29-24
2010	Sept. 4	at Chattanooga	W, 42-41
2011	Sept. 3	at Virginia Tech	L, 66-13
2012	Sept. 1	at East Carolina	L, 35-13
2013	Aug. 31	at Montana	L, 30-6
2014	Aug. 30	at Michigan	L, 52-14
2015	Sept. 5	Howard	W, 49-0
2016	Sept. 1	at Tennessee	L, 20-13 (OT)
2017	Sept. 2	at Georgia	L, 31-10
2018	Sept. 1	at Penn State	L, 45-38 (OT)
2019	Aug. 31	East Tennessee State	W, 42-7
2020	Sept. 12	Charlotte	W, 35-20
2021	Sept. 2	ECU (in Charlotte)	W, 33-19
2022	Sept. 3	North Carolina	L, 63-61

### HOME OPENERS (68-21-2 — .767)

Year	Date	Opponent	Score
1928	Oct. 13	Morganton	L, 0-7
1929	Oct. 7	Catawba	T, 0-0
1930	Sept. 27	King	L, 18-7
1931	Sept. 19	Campbell	W, 20-6
1932	Oct. 7	High Point	L, 13-7
1933	Sept. 22	Erskine	L, 13-7
1934	Oct. 4	Erskine	T, 0-0
1935	Oct. 5	Piedmont	W, 15-0
1936	Oct. 10	Guilford	W, 52-0
1937	Sept. 25	Cumberland (Tenn.)	W, 39-0
1938	Oct. 1	Newberry	W, 7-0
1939	Sept. 15	Rollins	L, 14-7
1940	Sept. 27	Carson-Newman	W, 23-6
1941	Sept. 27	Arkansas-Monticello	W, 67-0
1942	Oct. 10	High Point	W, 27-0
1943-44		—No Games—	
1945	Sept. 29	Milligan	L, 26-7
1946	Sept. 28	Elon	W, 40-0
1947	Sept. 26	Newberry	W, 18-7
1948	Sept. 18	Guilford	W, 21-14
1949	Sept. 10	Navy Apprentice	W, 35-0
1950	Sept. 9	Guilford	W, 32-2
1951	Sept. 22	Western Carolina	W, 26-6
1952	Sept. 14	Guilford	W, 13-12
1953	Sept. 27	Western Carolina	W, 7-0
1954	Sept. 11	Guilford	W, 19-6
1955	Sept. 7	Newport News	W, 46-7
1956	Sept. 22	Elon	L, 19-7
1957	Sept. 14	Presbyterian	W, 20-7
1958	Oct. 4	Elon	W, 32-20
1959	Sept. 26	Western Carolina	W, 14-12
1960	Sept. 17	Emory & Henry	W, 7-0
1961		—No Home Games (Stadium Construction)—	
1962	Sept. 15	Emory & Henry	L, 6-3
1963	Sept. 21	Newberry	W, 14-0
1964	Oct. 3	Elon	L, 28-7
1965	Sept. 18	Newberry	W, 10-7
1966	Oct. 1	Elon	W, 8-2
1967	Sept. 16	Newberry	W, 21-12
1968	Oct. 5	Elon	W, 70-26
1969	Sept. 27	Western Carolina	L, 35-7
1970	Oct. 3	Elon	W, 21-0
1971	Sept. 25	Western Carolina	L, 26-0
1972	Sept. 16	The Citadel	L, 28-21
1973	Sept. 8	Western Kentucky	L, 42-7
1974	Sept. 7	East Tennessee State	W, 16-7
1975	Sept. 13	East Carolina	W, 41-25
1976	Sept. 11	East Tennessee State	W, 44-3
1977	Sept. 17	Chattanooga	L, 14-7
1978	Sept. 9	Wofford	W, 35-14
1979	Sept. 22	Western Carolina	W, 35-27
1980	Sept. 13	The Citadel	W, 17-14
1981	Sept. 5	Lenoir-Rhyne	W, 48-9
1982	Sept. 18	Furman	L, 27-21
1983	Sept. 10	James Madison	L, 24-20
1984	Sept. 22	East Tennessee State	W, 14-0
1985	Sept. 14	Western Kentucky	W, 31-14
1986	Aug. 30	Western Carolina	W, 17-13
1987	Sept. 12	James Madison	W, 17-10
1988	Sept. 3	The Citadel	W, 38-14
1989	Sept. 2	Gardner-Webb	W, 43-7
1990	Sept. 1	East Tennessee State	W, 34-24
1991	Aug. 31	Marshall	W, 9-3
1992	Sept. 26	East Tennessee State	W, 38-14
1993	Sept. 11	Liberty	L, 20-14
1994	Sept. 17	North Carolina A&T	W, 45-0
1995	Sept. 9	Edinboro	W, 44-7
1996	Sept. 7	Tennessee Tech	W, 16-3
1997	Sept. 20	Eastern Kentucky	W, 27-23
1998	Sept. 5	Liberty	W, 28-19
1999	Sept. 11	Eastern Kentucky	W, 34-20
2000	Sept. 9	Troy State	L, 34-28
2001	Sept. 1	Liberty	W, 46-26
2002	Sept. 14	Eastern Kentucky	W, 36-28
2003	Sept. 20	Morehead State	W, 24-21
2004	Sept. 11	Eastern Kentucky	W, 49-21
2005	Sept. 17	Coastal Carolina	W, 30-3
2006	Sept. 9	James Madison	W, 21-10
2007	Sept. 8	Lenoir-Rhyne	W, 48-7
2008	Sept. 6	Jacksonville	W, 56-7
2009	Sept. 12	McNeese State	L, 40-35
2010	Sept. 11	Jacksonville	W, 45-14
2011	Sept. 10	North Carolina A&T	W, 58-6
2012	Sept. 8	Montana	W, 35-27
2013	Sept. 7	North Carolina A&T	L, 24-21
2014	Sept. 6	Campbell	W, 66-0
2015	Sept. 5	Howard	W, 49-0
2016	Sept. 10	Old Dominion	W, 31-7
2017	Sept. 9	Savannah State	W, 54-7
2018	Sept. 22	Gardner-Webb	W, 72-7
2019	Aug. 31	East Tennessee State	W, 42-7
2020	Sept. 12	Charlotte	W, 35-20
2021	Sept. 2	ECU (home in Charlotte)	W, 33-19
2022	Sept. 3	North Carolina	L, 63-61

### HOMECOMING (47-13-2 — .770)

Year	Date	Opponent	Score
1962	Oct. 13	Catawba	T, 21-21
1963	Oct. 26	Carson-Newman	W, 24-0
1964	Oct. 17	Catawba	W, 40-20
1965	Oct. 23	Carson-Newman	W, 17-7
1966	Oct. 15	Catawba	L, 18-17
1967	Oct. 21	Carson-Newman	W, 18-14
1968	Oct. 19	Catawba	W, 41-14
1969	Oct. 25	Carson-Newman	W, 24-15
1970	Oct. 17	Catawba	W, 48-21
1971	Oct. 16	Catawba	W, 55-21
1972	Sept. 30	Furman	L, 20-17
1973	Sept. 29	Davidson	W, 24-8
1974	Nov. 2	Furman	W, 27-3
1975	Oct. 25	Richmond	L, 24-17
1976	Oct. 30	The Citadel	W, 31-13
1977	Oct. 29	Ball State	L, 38-7
1978	Oct. 28	East Tennessee State	L, 35-34
1979	Oct. 6	Chattanooga	L, 24-21
1980	Oct. 25	Furman	L, 21-20
1981	Oct. 17	Virginia Military	T, 14-14
1982	Oct. 30	East Tennessee State	W, 29-13
1983	Oct. 15	Gardner-Webb	W, 21-17
1984	Oct. 20	Furman	W, 21-14
1985	Oct. 12	Chattanooga	W, 25-0
1986	Oct. 4	Davidson	W, 63-6
1987	Oct. 24	Chattanooga	W, 17-3
1988	Oct. 15	Furman	L, 24-9
1989	Oct. 28	Chattanooga	W, 41-7
1990	Oct. 20	Western Carolina	W, 27-9
1991	Nov. 9	Mississippi College	W, 31-23
1992	Oct. 3	The Citadel	L, 25-0
1993	Oct. 30	Chattanooga	W, 39-14
1994	Nov. 5	Liberty	W, 41-40
1995	Oct. 28	Chattanooga	W, 31-18
1996	Oct. 26	Marshall	L, 24-10
1997	Nov. 1	Chattanooga	W, 41-7
1998	Nov. 7	VMI	W, 51-0
1999	Oct. 2	East Tennessee State	W, 23-19
2000	Oct. 21	Wofford	W, 42-16
2001	Oct. 27	Chattanooga	W, 51-14
2002	Oct. 26	Wofford	L, 26-19
2003	Oct. 4	East Tennessee State	W, 21-7
2004	Oct. 23	Wofford	W, 38-17
2005	Oct. 29	Chattanooga	W, 35-25
2006	Sept. 30	Elon	W, 45-21
2007	Oct. 6	Gardner-Webb	W, 45-7
2008	Oct. 4	The Citadel	W, 47-21
2009	Oct. 10	North Carolina Central	W, 55-21
2010	Oct. 9	Elon	W, 34-31
2011	Oct. 22	Samford	W, 35-17
2012	Oct. 6	Elon	W, 35-23
2013	Oct. 12	Samford	L, 34-10
2014	Oct. 11	Liberty	L, 55-48 <sup>OT</sup>
2015	Oct. 3	Wyoming	W, 31-13
2016	Oct. 22	Idaho	W, 37-19
2017	Oct. 7	New Mexico State	W, 45-31
2018	Sept. 29	South Alabama	W, 52-7
2019	Oct. 19	ULM	W, 52-7
2020	Oct. 22	Arkansas State	W, 45-17
2021	Oct. 30	ULM	W, 59-28
2022	Oct. 29	Robert Morris	W, 42-3





Yosef is mountain talk for "yourself," with the idea being that if you are an App State alumnus, fan or friend and have a heart filled with black and gold, you are Yosef.

In preparing the layout for the 1942 edition of Appalachian's annual yearbook, *The Rhododendron*, editor James Storie and associate editor Elizabeth South (who later married in June 1942) were talking with freshman Lloyd S. Isaacs and Bill Mitchell of Observer Publishing about being one picture short of a perfectly balanced annual.

The result of their chatter was the creation of a character named *Dan'l Boone Yoseff from Appalachian*. He was presented as a member of the 1941-42 freshman class.

Each member of the foursome deflected credit for the creation of Yosef. Although called the Mountaineers, App State had no mascot prior to Yosef. There were no plans in 1942 for Yosef to continue and evolve into what he is today.

His initial publication was such a hit that students went so far as to want to order picture packages of Yosef instead of pictures of themselves. Undoubtedly, the caricature, the name and the idea appealed to App State students.

There is a controversy as to where the original image of Yosef came from and who was responsible for the picture. Accounts mention a bookstore staff member generating a sketch but an artist in Charlotte has also been credited with the creation of the mountain man.

The next mention of the fictional character came during the years of 1946-49 when Yoseff served as a guest editorial writer in the student newspaper (*The Appalachian*). He wrote using mountain colloquialism with a penchant for misspelled words.

Yoseff dropped the second "f" and became Yosef in January of 1947. On Nov. 22, 1947, the University sponsored a Mr. and Mrs. Yosef contest. Skills needed for the titles included hog and chicken calling.

The first mention of Yosef as the mascot of the Mountaineers is a picture in the March 12, 1948 edition of *The Appalachian*. The photo tabbed him as a perennial freshman.

In 1949, John Geffrich, a 48-year-old World War II veteran, was one of the first Yosef mascots. Geffrich helped establish a lineage of male undergraduates portraying a bearded man with coveralls, a pipe and a straw hat. The addition of a musket and a black-and-gold pick-up truck called the "Yosef Mobile" came along through the generations of Yosef.

Prior to the 1983-84 academic year, a committee comprised of University students, staff and faculty members modernized Yosef's look through a cartoon-type head and body. The Yosef mascot has undergone several overhauls over the past three decades, including one this offseason that gives the top Mountaineer a fresh new look as App State begins a new era in the Sun Belt Conference.

Responsible for providing school spirit, Yosef is an official member of App State's cheerleading squad. He was an integral part of App State's 1986 and 1989 UCA Division I and 2008 Speed Squad, Inc. Large Squad national championships. Yosef goes to mascot instructional camp with the Mountaineers' cheerleaders each summer.

Yosef is also a fixture at community gatherings away from campus, including parades, school assemblies and private events. To request an appearance by Yosef at your event, email [spirit@appstate.edu](mailto:spirit@appstate.edu).

**YOSEF THROUGH THE YEARS**



**1942**

The *Rhododendron* staff created *Dan'l Boone Yoseff from Appalachian*, Appalachian's first mascot.



**1983-84**

A committee comprised of App State students, faculty and staff developed the first costumed Yosef.



**1949**

A lineage of bearded male App State undergraduates donning coveralls, a pipe and a straw hat began portraying Yosef.



**2001**

"Touchdown Yosef" became a permanent part of the campus landscape when the statue donated by Irwin and Carol Belk was erected at the corner of Stadium Drive and Rivers Street.



The newest incarnation of Yosef was unveiled on July 1, 2014 in conjunction with App State's first official day in the Sun Belt Conference and NCAA Division I FBS.



APP STATE IN THE NFL

### APP STATE IN THE NFL DRAFT

Year	Player, Pos.	Team	Round	Pick
1942	George Watts, T	Washington	15	142
1948	John Hollar, B	Chi. Cardinals	11	106
1949	Tom Murdock, B	Chi. Cardinals	16	157
1964	Larry Hand, T	Detroit	10	94
1965	Larry Harbin, B	Detroit	8	108
1984	Leroy Howell, DE	Buffalo	9	236
1986	Dino Hackett, LB	Kansas City	2	35
1988	Steve Wilkes, TE	N.Y. Giants	10	265
1990	Derrick Graham, OT	Kansas City	5	137
	Keith Collins, DB	San Diego	7	193
1992	Gary Dandridge, DB	Seattle	5	122
	Mike Frier, DT	Seattle	7	178
1993	Harold Alexander, P	Atlanta	3	67
1996	Matt Stevens, DB	Buffalo	3	87
1997	Dexter Coakley, LB	Dallas	3	65
2001	Corey Hall, DB	Atlanta	7	215
2008	Dexter Jackson, WR	Tampa Bay	2	58
	Corey Lynch, DB	Cincinnati	6	177
2010	Armani Edwards, WR	Carolina	3	89
2011	Mark LeGree, DB	Seattle	5	156
	Daniel Kilgore, OL	San Francisco	5	163
	D.J. Smith, LB	Green Bay	6	186
2012	Brian Quick, WR	St. Louis	2	33
2013	Sam Martin, P	Detroit	5	165
	Demetrius McCray, DB	Jacksonville	7	210
2016	Ronald Blair, DL	San Francisco	5	142
2018	Colby Gossett, OL	Minnesota	6	213
2020	Darrynton Evans, RB	Tennessee	3	93
	Akeem Davis-Gaither, LB	Cincinnati	4	107
2021	Shemar Jean-Charles, CB	Green Bay	5	178
2022	D'Marco Jackson, LB	New Orleans	5	161
2023	Nick Hampton, LB	L.A. Rams	5	161
2023	Cooper Hodges, OL	Jacksonville	7	226

### APP STATE IN THE AFL DRAFT

Year	Player, Pos.	Chosen by	Round	Pick
1964	Larry Hand, T	N.Y. Jets	21	163



### MOUNTAINEERS IN THE NFL THROUGH 2022\*

Player, Pos.	Team	Year(s)
Troy Albea, WR	Indianapolis Colts	.....2001-02
Harold Alexander, P	Atlanta Falcons	.....1993-94
Jimmy Armstrong, DB	Dallas Cowboys	.....1987
Doug Beaty, RB	Detroit Lions	.....1988
Kenny Blacknell, LB	Dallas Cowboys	.....1987
Ronald Blair, DL	San Francisco 49ers	.....2016-20
	New York Jets	.....2021
Kerry Brown, OL	Washington Redskins	.....2008
Travaris Cadet, RB	New Orleans Saints	.....2012-16
	New England Patriots	.....2015
	San Francisco 49ers	.....2015
	New York Jets	.....2017
	Buffalo Bills	.....2017
	Carolina Panthers	.....2018
	Dallas Cowboys	.....1997-2004
	St. Louis Rams	.....2005-06
	Indianapolis Colts	.....2015
	Seattle Seahawks	.....1992
<b>Akeem Davis-Gaither, LB</b>	<b>Cincinnati Bengals</b>	<b>.....2020-22</b>
Tommy Dawkins, DT	Pittsburgh Steelers	.....1987
George Demko, DE	Pittsburgh Steelers	.....1961
Armani Edwards, WR	Carolina Panthers	.....2010-13
	Cleveland Browns	.....2013
<b>Darrynton Evans, RB</b>	<b>Tennessee Titans</b>	<b>.....2020-21</b>
	<b>Chicago Bears</b>	<b>.....2022</b>
Austin Exford, DB	Houston Texans	.....2019
Kevin Farkas, OL	Carolina Panthers	.....1995
DaVon Fowlkes, WR	Indianapolis Colts	.....2005
Mike Frier, DT	Cincinnati Bengals	.....1992-94
	Seattle Seahawks	.....1994
	Houston Texans	.....2017-18
<b>Kennan Gilchrist, LB</b>	<b>Arizona Cardinals</b>	<b>.....2018</b>
<b>Colby Gossett, OL</b>	<b>Cleveland Browns</b>	<b>.....2019-20</b>
	<b>Atlanta Falcons</b>	<b>.....2021-22</b>
	Kansas City Chiefs	.....1990-94
	Carolina Panthers	.....1995
	Seattle Seahawks	.....1996-97
	Oakland Raiders	.....1998
	Kansas City Chiefs	.....1986-92
	Seattle Seahawks	.....1993
Corey Hall, DB	Atlanta Falcons	.....2001
Larry Hand, DE	Detroit Lions	.....1965-77
<b>Tae Hayes, DB</b>	<b>Jacksonville Jaguars</b>	<b>.....2019</b>
	<b>Miami Dolphins</b>	<b>.....2019-20</b>
	<b>Minnesota Vikings</b>	<b>.....2020</b>
	<b>Carolina Panthers</b>	<b>.....2021-22</b>
	<b>New England Patriots</b>	<b>.....2022</b>
Thomas Hennigan, WR	Minnesota Vikings	.....2022
John Hollar, RB/LB	Washington Redskins	.....1948-49
	Detroit Lions	.....1949
A.J. Howard, DB	Arizona Cardinals	.....2018
	New York Giants	.....2018
	New England Patriots	.....2018-19
	Baltimore Ravens	.....2019
	Philadelphia Eagles	.....2019
	Cleveland Browns	.....2019
	Detroit Lions	.....2019
	Buffalo Bills	.....1984
	Minnesota Vikings	.....1986
	Green Bay Packers	.....2006-08
	Detroit Lions	.....2009
	Denver Broncos	.....2010-12
	Oakland Raiders	.....2013
	Tampa Bay Buccaneers	.....2008
	Carolina Panthers	.....2009
<b>D'Marco Jackson, LB</b>	<b>New Orleans Saints</b>	<b>.....2022</b>
<b>Shemar-Jean Charles, CB</b>	<b>Green Bay Packers</b>	<b>.....2021-22</b>
<b>Shaun Jolly, CB</b>	<b>Cleveland Browns</b>	<b>.....2022</b>
	<b>Los Angeles Rams</b>	<b>.....2022</b>
	San Francisco 49ers	.....2011-17
	Miami Dolphins	.....2018-19
	Kansas City Chiefs	.....2020

Player, Pos.	Team	Year(s)
Jeremy Kimbrough, DB	Washington Redskins	.....2013
<b>Kendall Lamm, OL</b>	<b>Houston Texans</b>	<b>.....2015-18</b>
	<b>Cleveland Browns</b>	<b>.....2019-20</b>
	<b>Tennessee Titans</b>	<b>.....2021</b>
	<b>Miami Dolphins</b>	<b>.....2022</b>
Frank Leatherwood, TE	Miami Dolphins	.....1999
Mark LeGree, DB	Arizona Cardinals	.....2011
	San Francisco 49ers	.....2011
	New York Jets	.....2011
	Atlanta Falcons	.....2012
	Cincinnati Bengals	.....2008
	Tampa Bay Bucs	.....2009-11
	San Diego Chargers	.....2012
	Tennessee Titans	.....2013
	Indianapolis Colts	.....2013
	Pittsburgh Steelers	.....1993
<b>Rico Mack, LB</b>	<b>Detroit Lions</b>	<b>.....2013-19</b>
<b>Sam Martin, P</b>	<b>Denver Broncos</b>	<b>.....2020-21</b>
	<b>Buffalo Bills</b>	<b>.....2022</b>
Demetrius McCray, DB	Jacksonville Jaguars	.....2013-15
	Oakland Raiders	.....2017
	New York Jets	.....2016-2018
	Miami Dolphins	.....2019
	Jacksonville Jaguars	.....2019-20
	Carolina Panthers	.....2021
	San Francisco 49ers	.....2021
	Detroit Lions	.....2013
Steven Miller, RB	New York Jets	.....2019
Jalin Moore, RB	Philadelphia Eagles	.....2007
Marques Murrell, DE	New York Jets	.....2007-09
	New England Patriots	.....2010
<b>Ryan Neuzil, OL</b>	<b>Atlanta Falcons</b>	<b>.....2021-22</b>
Bjorn Nittmo, PK	New York Giants	.....1989
Russell Payne, TE	Denver Broncos	.....1987
Andrew Peacock, WR	Detroit Lions	.....2014-15
DeAndre Presley, DB	Miami Dolphins	.....2012
	Carolina Panthers	.....2013-15
	St. Louis/L.A. Rams	.....2012-16
	Washington Redskins	.....2017-18
	Tampa Bay Buccaneers	.....2015
	Philadelphia Eagles	.....1987
	St. Louis Cardinals	.....1987
	Tampa Bay Bucs	.....1990-91, 99-01
	Pittsburgh Steelers	.....1992-94
	Detroit Lions	.....1995-96
	New Orleans Saints	.....1997-98
	Miami Dolphins	.....2002-03
	Jacksonville Jaguars	.....2003
	Denver Broncos	.....1987
	Indianapolis Colts	.....2002
	Miami Dolphins	.....2002
	Houston Texans	.....2003
	Atlanta Falcons	.....1987-90
	Washington Redskins	.....1991-92
	Green Bay Packers	.....2011-12
	Houston Texans	.....2013
	Carolina Panthers	.....2014
	Atlanta Falcons	.....1987
	Buffalo Bills	.....1996
	Philadelphia Eagles	.....1997-98
	Washington Redskins	.....1998-2000
	New England Patriots	.....2000-01
	Houston Texans	.....2002-03
	Cleveland Browns	.....2020-22
<b>Demetrius Taylor, DL</b>	<b>Detroit Lions</b>	<b>.....2022</b>
<b>Josh Thomas, DB</b>	<b>Buffalo Bills</b>	<b>.....2020-21</b>
	<b>Arizona Cardinals</b>	<b>.....2022</b>
	<b>Denver Broncos</b>	<b>.....2022</b>
<b>Jalen Virgil, WR</b>	Jacksonville Jaguars	.....2014-16
Tony Washington, WR	Atlanta Falcons	.....2002
Ryan Watson, OL	Washington Redskins	.....1942
George Watts, T	New York Jets	.....2001-02
Daniel Wilcox, TE	Tampa Bay Buccaneers	.....2002-03
	Baltimore Ravens	.....2004-08

Active players who ended careers at App State in bold

\* To be included in this list, players must have been a member of the organization's regular-season roster as an active/practice squad player or be on injured reserve/injured lists.

Please contact the App State strategic communications office with any additions to this list.

### NFL Draft picks/post-draft signings in 2023

Draft: Nick Hampton (LB, Rams); Cooper Hodges (OL, Jaguars)

Signed After Draft: Anderson Hardy (OL, Chiefs); Jourdan Heilig (LB, Patriots); Steven Jones Jr. (CB, Titans); Henry Pearson (TE, Packers); Camerun Peoples (RB, Panthers)



In 2012, Brian Quick became the highest pick in App State history when the Rams selected him 33rd overall.





# #APPSTATENFL

★ AS OF JULY 2023 ★



**RONALD BLAIR**  
\*\*\*  
FREE AGENT



**AKEEM DAVIS-GAITHER**  
\*\*\*  
CINCINNATI BENGALS



**DARRYNTON EVANS**  
\*\*\*  
FREE AGENT



**COLBY GOSSETT**  
\*\*\*  
CLEVELAND BROWNS



**TAE HAYES**  
\*\*\*  
FREE AGENT



**NICK HAMPTON**  
\*\*\*  
LOS ANGELES RAMS



**ANDERSON HARDY**  
\*\*\*  
KANSAS CITY CHIEFS



**JOURDAN HEILIG**  
\*\*\*  
NEW ENGLAND PATRIOTS



**COOPER HODGES**  
\*\*\*  
JACKSONVILLE JAGUARS



**D'MARCO JACKSON**  
\*\*\*  
NEW ORLEANS SAINTS



**SHEMAR JEAN-CHARLES**  
\*\*\*  
GREEN BAY PACKERS



**SHAUN JOLLY**  
\*\*\*  
LOS ANGELES RAMS



**STEVEN JONES JR.**  
\*\*\*  
TENNESSEE TITANS



**KENDALL LAMM**  
\*\*\*  
MIAMI DOLPHINS



**SAM MARTIN**  
\*\*\*  
BUFFALO BILLS



**RYAN NEUZIL**  
\*\*\*  
ATLANTA FALCONS



**HENRY PEARSON**  
\*\*\*  
GREEN BAY PACKERS



**CAMERUN PEOPLES**  
\*\*\*  
CAROLINA PANTHERS



**JOSH THOMAS**  
\*\*\*  
CAROLINA PANTHERS



**JALEN VIRGIL**  
\*\*\*  
DENVER BRONCOS





# APPSTATE

## 2023 FOOTBALL SCHEDULE

<b>SEPT 2</b> 	<b>SEPT 9</b> 	<b>SEPT 16</b> 	<b>SEPT 23</b> 
<b>SEPT 30</b> 	<b>OCT 10</b> 	<b>OCT 21</b> 	<b>OCT 28</b> 
<b>NOV 4</b> 	<b>NOV 11</b> 	<b>NOV 18</b> 	<b>NOV 25</b> 



TRADITION TOUGHNESS TOGETHER

