



2023 AIR FORCE FOOTBALL
MEDIA GUIDE

TABLE OF CONTENTS / QUICK FACTS

Table of Contents/Quick Facts 1
 Game Day at Falcon Stadium 2-3
 Commander-in-Chief's Rivalry..... 4-5
 Brian Bullard Award 6-7
 Falcon Stadium 8-9
 NFL Players 10-12

The Academy

The Air Force Academy 14
 Senior Leadership..... 15
 Director of Athletics 16
 Athletic Department..... 17
 Falcon Stadium Modernization 18-19
 The Falcon 20
 The Air Force Song..... 21
 Falcon Football Pageantry..... 22

The Coaches

Troy Calhoun, Head Coach 24-26
 Marc Bacote 27
 Jake Campbell..... 28
 Tim Horton 29
 Charlie Jackson..... 30
 Brian Knorr 31
 Ken Lamendola..... 32
 Steed Lobotzke..... 33

Matt McGettigan 34
 Alex Means 35
 Brett Skene 36
 Taylor Stubblefield 37
 Mike Thiessen..... 38
 Nick Toth 39
 E.J. Whitlow 40
 Maj. Anthony Wright..... 41
 Kale Pearson/Chuck Petersen 42
 Support Staff 42-43
 All-Time Coaches 44-46

The Players

Rosters..... 48-49
 Depth Chart 50
 Meet the Falcons..... 51-86

Last Season

2022 Notes Recap 88-89
 2022 Season Stats 90-103
 2022 Game Recaps 104-108

Mountain West

2023 Inside the MW 110
 2022 Mountain West Stats..... 111-114

History

Consensus All-Americans 116
 All-Americans 117
 All-American Bios 118-121
 College Football Hall of Fame..... 122
 Air Force Team Awards 123
 Air Force Major Award Winners..... 124
 All-Star Games/Team Captains..... 125
 Academic All-Conference 126-127
 All-Conference Players 127
 Team Records..... 128-130
 Individual Records 131-137
 Lettermen 138-145
 Past Season Results 146-152
 Bowl Recaps 153-159
 Bowl Records..... 160-162

Media

Media Info./Communications Staff... 164
 Local Media Outlets/Radio 165
 Opponent Information 166
 Results vs. 2023 Opponents 167-168

For more information about Air Force's NCAA violations, please visit GoAirForceFalcons.com/departments/ncaaprobation

Location: Colorado Springs, CO
Enrollment: 4,000
Founded: 1954
Nickname: Falcons
Colors (Pantone): Blue (661), Silver (421)
Stadium: Falcon Stadium (46,692)
Surface: FieldTurf
Conference: Mountain West
Superintendent: Lt. Gen. Richard Clark
Athletic Director: Nathan Pine
Athletic Phone: 719-333-4008
Ticket Phone: 719-472-1895
Website: www.goairforcefalcons.com

2023 Schedule

Date	Time	Opponent
Sept. 2	11 a.m.	Robert Morris (Altitude)
Sept. 9	6 p.m.	at Sam Houston (CBSSN)
Sept. 15	6 p.m.	Utah State* (CBSSN)
Sept. 22	8:30 p.m.	at San Jose State* (FS1)
Sept. 30	6 p.m.	San Diego State* (CBSSN)
Oct. 14	5 p.m.	Wyoming* (CBSSN)
Oct. 21	10 a.m.	at Navy (CBS)
Oct. 28	5 p.m.	at Colorado State* (CBSSN)
Nov. 4	12:30 p.m.	Army# (CBSSN)
Nov. 11	TBA	at Hawaii* (TBA)
Nov. 18	1:30 p.m.	UNLV* (CBSSN)
Nov. 24	2 p.m.	at Boise State* (FS1)

*-Mountain West game
 #-Empower Field at Mile High, Denver, CO
 All times MT

Air Force History

First Year: 1956
All-Time Record: 424-338-13 (67 years)
 Home: 236-133-3
 Away: 163-183-6
 Neutral: 26-21-4
Bowl Record: 15-13-1
Last Bowl: 2022 Armed Forces Bowl
 Result: Baylor, W 30-15

Team Information

2022 Record: 10-3, 5-3 MW
Lettermen Ret 62 (O-26, D-32, ST- 4)
Lettermen Lost: 29 (O-14, D-12, ST-3)
Starters Ret: 14 (O-5, D-7, ST-2)
Starters Lost: 11 (O-6, D-4, ST-1)

2022 Results

Record: 10-3

Date	Opponent	Result
Sept. 3	Northern Iowa	W 48-17
Sept. 10	Colorado	W 41-10
Sept. 16	at Wyoming	L 14-17
Sept. 23	Nevada	W 48-20
Oct. 1	Navy	W 13-10
Oct. 8	at Utah State	L 27-34
Oct. 15	at UNLV	W 42-7
Oct. 22	Boise State	L 14-19
Nov. 5	vs. Army#	W 13-7
Nov. 12	New Mexico	W 35-3
Nov. 19	Colorado State	W 24-12
Nov. 26	at San Diego State	W 13-3
Dec. 22	vs. Baylor@	W 30-15

*-Mountain West game
 # Commanders' Classic in Arlington, Texas
 @ Lockheed Martin Armed Forces Bowl, Ft. Worth

Editors: Troy Garnhart
 Dave Toller

Contributors: Nick Arseniak
 Valerie Perkin
 Marcus Rodriguez
 Nick Cicere
 Aaron Ferguson

Cover Design: Zach Woolridge

Photography: Photographers from Media Fusion and Cadet Wing Media; Russ Backer, Colorado Springs, CO; Paat Kelly, Colorado Springs, CO; Matthew Staver; Denver, CO; Dave Black, Colorado Springs, CO; Art Bilsten, Denver, CO; Mark Wellman, Washington, D.C.; Chris Fehrm, Colorado Springs; Rob Miskowitch, Colorado Springs; Larry McTighe, U.S. Air Force; George vanderMerwede, Colorado Springs, CO; Warren Greenwood, USAFA, CO; Capt. Scott Foley, Hanscom AFB, MA; GerMaine Photography, Colorado Springs, CO; Denver Convention & Visitors Bureau; Rich Clarkson & Assoc., Denver, CO.; Steven Thurow, Fort Worth, TX; Keith Robinson, Fort Worth, TX; Danny Meyer, Dallas, TX; Kimberley Parker, Dallas, TX; Dennis Hubbard, Omaha, NE; Ralph Clark, Colorado Springs, CO; Photo of Garrett Griffin on page 11 courtesy of Michael C. Hebert and New Orleans Saints. Photo of Jacob Onyechi on page 11 courtesy of Evan Siegle and Green Bay Packers



After every Falcon score, the cadets, storm the field and do pushups for every Air Force point on the board (left).

After every game, the Falcons stand hand-in-hand in front of the cadet wing as the Drum and Bugle Corps plays the alma mater.



Prior to every service academy game, the "prisoners of war" are exchanged at midfield. The POWs are exchange cadets from the other academies who sit with their respective academies during the game.

GAMEDAY AT FALCON STADIUM



At the base of the Rampart Range of the Rocky Mountains, game day at Falcon Stadium is truly a remarkable experience. Pre-game fly-bys, the march-on, the Drum and Bugle Corps and the spirited cadet section make up the pageantry of Falcon Stadium.



COMMANDER-IN-CHIEF'S TROPHY

The seniors from the winning team in the battle for the Trophy make a trip to the White House for a ceremony with the President of the United States.

No other college or professional athletic team has visited the White House as often as the Air Force football team. The Falcons have made 21 trips to Washington, D.C., since 1982.

The Falcons have met President Ronald Reagan five times, President George H.W. Bush three times, President Bill Clinton six times, President George W. Bush twice, President Barack Obama three times, President Donald Trump once and President Joe Biden once.



The Commander-in-Chief's trophy was first awarded in 1972 when Richard M. Nixon was President of the United States. The trophy was the idea of Air Force general George B. Simler, the commander of Air Training Command and former Air Force Academy director of athletics. Simler felt it was important to ensure the Air Force games against Army and Navy were given even more meaning than other games played each season. The trophy is jointly sponsored by the alumni associations of all three academies. The design of the trophy consists of three silver footballs in a pyramid like arrangement, set on a circular base, with three arc-shaped sections cut out, one for each academy.



Air Force outright CIC title years:

'82, '83, '85, '87, '89, '90, '91, '92, '94, '95, '97, '98, '99, '00, '01, '02, '10, '11, '14, '16, '22

COMMANDER-IN-CHIEF'S TROPHY

<u>1972 – Winner: Army</u> Navy 21, Air Force 17 Army 17, Air Force 14 Army 23, Navy 15	• <u>1983 – Winner: Air Force</u> • Air Force 44, Navy 17 • Air Force 41, Army 20 • Navy 42, Army 13	• <u>1994 – Winner: Air Force</u> • Air Force 43, Navy 21 • Air Force 10, Army 6 • Army 22, Navy 20	• <u>2005 – Winner: Navy</u> • Navy 27, Air Force 24 • Army 27, Air Force 24 • Navy 42, Army 23	• <u>2016 -- Winner: Air Force</u> • Air Force 28, Navy 14 • Air Force 31, Army 12 • Army 21, Navy 17
<u>1973 – Winner: Navy</u> Navy 42, Air Force 6 Air Force 43, Army 10 Navy 51, Army 0	• <u>1984 – Winner: Army</u> • Air Force 29, Navy 22 • Army 24, Air Force 12 • Army 28, Navy 11	• <u>1995 – Winner: Air Force</u> • Air Force 30, Navy 20 • Air Force 38, Army 20 • Army 14, Navy 13	• <u>2006 – Winner: Navy</u> • Navy 24, Air Force 17 • Air Force 43, Army 7 • Navy 26, Army 14	• <u>2017 -- Winner: Army</u> • Navy 48, Air Force 45 • Army 21, Air Force 0 • Army 14, Navy 13
<u>1974 – Tied, Navy retains</u> Air Force 19, Navy 16 Army 17, Air Force 16 Navy 19, Army 0	• <u>1985 – Winner: Air Force</u> • Air Force 24, Navy 7 • Air Force 45, Army 7 • Navy 17, Army 7	• <u>1996 – Winner: Army</u> • Navy 20, Air Force 17 • Army 23, Air Force 7 • Army 28, Navy 24	• <u>2007 – Winner: Navy</u> • Navy 31, Air Force 20 • Air Force 30, Army 10 • Navy 38, Army 3	• <u>2018 -- Winner: Army</u> • Air Force 35, Navy 7 • Army 17, Air Force 14 • Army 17, Navy 10
<u>1975 – Winner: Navy</u> Navy 17, Air Force 0 Air Force 33, Army 3 Navy 30, Army 6	• <u>1986 – Winner: Army</u> • Air Force 40, Navy 6 • Army 21, Air Force 11 • Army 27, Navy 7	• <u>1997 – Winner: Air Force</u> • Air Force 10, Navy 7 • Air Force 24, Army 0 • Navy 39, Army 7	• <u>2008 – Winner: Navy</u> • Navy 33, Air Force 27 • Air Force 16, Army 7 • Navy 34, Army 0	• <u>2019 - Winner: Navy</u> • Navy 34, Air Force 25 • Air Force 17, Army 13 • Navy 31, Army 7
<u>1976 – Tied, Navy retains</u> Air Force 13, Navy 3 Army 24, Air Force 7 Navy 38, Army 10	• <u>1987 – Winner: Air Force</u> • Air Force 23, Navy 13 • Air Force 27, Army 10 • Army 17, Navy 3	• <u>1998 – Winner: Air Force</u> • Air Force 49, Navy 7 • Air Force 35, Army 7 • Army 34, Navy 10	• <u>2009 – Winner: Navy</u> • Navy 16, Air Force 13 OT • Air Force 35, Army 7 • Navy 17, Army 3	• <u>2020 - Winner: Army</u> • Air Force 40, Navy 7 • Army 10, Air Force 7 • Army 15, Navy 0
<u>1977 – Winner: Army</u> Navy 10, Air Force 7 Army 31, Air Force 6 Army 17, Navy 14	• <u>1988 – Winner: Army</u> • Air Force 34, Navy 24 • Army 28, Air Force 15 • Army 20, Navy 15	• <u>1999 – Winner: Air Force</u> • Air Force 19, Army 14 • Air Force 28, Army 0 • Navy 19, Army 9	• <u>2010 – Winner: Air Force</u> • Air Force 14, Navy 6 • Air Force 42, Army 22 • Navy 31, Army 17	• <u>2021 - Tied, Army retains</u> • Air Force 23, Navy 3 • Army 21, Air Force 14 ot • Navy 17, Army 13
<u>1978 – Winner: Navy</u> Navy 37, Air Force 8 Army 28, Air Force 14 Navy 29, Army 0	• <u>1989 – Winner: Air Force</u> • Air Force 35, Navy 7 • Air Force 29, Army 3 • Navy 19, Army 17	• <u>2000 – Winner: Air Force</u> • Air Force 27, Navy 13 • Air Force 41, Army 27 • Navy 30, Army 28	• <u>2011 – Winner: Air Force</u> • Air Force 35, Navy 34 OT • Air Force 24, Army 14 • Navy 27, Army 21	• <u>2022 - Winner: Air Force</u> • Air Force 13, Navy 10 • Air Force 13, Army 7 • Army 20, Navy 17, 2ot
<u>1979 – Winner: Navy</u> Navy 13, Air Force 9 Air Force 28, Army 7 Navy 31, Army 7	• <u>1990 – Winner: Air Force</u> • Air Force 24, Navy 7 • Air Force 15, Army 3 • Army 30, Navy 20	• <u>2001 – Winner: Air Force</u> • Air Force 24, Navy 18 • Air Force 34, Army 24 • Army 26, Navy 17	• <u>2012 – Winner: Navy</u> • Navy 28, Air Force 21 OT • Army 41, Air Force 21 • Navy 17, Army 13	
<u>1980 – Tied, Navy retains</u> Air Force 21, Navy 20 Army 47, Air Force 24 Navy 33, Army 6	• <u>1991 – Winner: Air Force</u> • Air Force 46, Navy 6 • Air Force 25, Army 0 • Navy 24, Army 3	• <u>2002 – Winner: Air Force</u> • Air Force 48, Navy 7 • Air Force 49, Army 30 • Navy 58, Army 12	• <u>2013 – Winner: Navy</u> • Navy 28, Air Force 10 • Air Force 42, Army 28 • Navy 23, Army 7	
<u>1981 – Winner: Navy</u> Navy 30, Air Force 13 Air Force 7, Army 3 Navy 3, Army 3	• <u>1992 – Winner: Air Force</u> • Air Force 18, Navy 16 • Air Force 7, Army 3 • Army 25, Navy 24	• <u>2003 – Winner: Navy</u> • Navy 28, Air Force 25 • Air Force 31, Army 3 • Navy 34, Army 6	• <u>2014 – Winner: Air Force</u> • Air Force 30, Navy 21 • Air Force 23, Army 6 • Navy 17, Army 10	
<u>1982 – Winner: Air Force</u> Air Force 24, Navy 21 Air Force 27, Army 9 Navy 24, Army 7	• <u>1993 – Tied, AFA retains</u> • Navy 28, Air Force 24 • Air Force 25, Army 6 • Army 16, Navy 14	• <u>2004 – Winner: Navy</u> • Navy 24, Air Force 21 • Air Force 31, Army 22 • Navy 42, Army 13	• <u>2015 – Winner: Navy</u> • Navy 33, Air Force 11 • Air Force 20, Army 3 • Navy 21, Army 17	

TROPHY TITLES

Air Force : 21

Navy : 16

Army : 9

Ties: 5

SERIES RECORDS

Air Force: 65-37-0

Navy: 52-48-1

Army: 34-66-1

BRIAN BULLARD AWARD

Senior Ben Jefferson played in all 13 games in 2022, starting 11. He rushed for 67 yards on eight carries, averaging 8.4 yards per carry, and had one reception for 17 yards. Jefferson will begin his Air Force career in logistics readiness as a second lieutenant.



The Bullard Award is voted on by the team based on the criteria that typifies Brian Bullard - unselfishness, 110 percent effort, total team commitment and pride in his role on the team whether he's a starter or not.

A memorial is located in the Falcon Athletic Center so that every football player sees it every day. The memorial has Brian's picture and the name and photo of each year's winner.

A 1982 graduate of Air Academy High School in Colorado Springs, Brian attended the Academy the following year. After playing on the junior varsity his freshman year, he made the varsity and lettered as a sophomore in 1983.

During Thanksgiving vacation that year, Brian, a member of Cadet Squadron 27, and cadet Dianne Williams of Cameron, Mo., were returning from Kansas and were caught in a snow storm. The two died from carbon monoxide poisoning. Williams was a member of Cadet Squadron 33 and played on the women's varsity golf team.

The Brian Bullard award is presented annually at the Falcon football team banquet. Brian was the epitome of everything Air Force Football stands for. Brian's life is used not only for motivation, but as the benchmark each Falcon football player should strive to attain. The criteria established for the award were taken directly from the life of Brian Bullard.

The recipient of this prestigious award cares about the team first and himself second. He loves his team and his teammates and will do everything he can to make his brothers better. He is a source of encouragement for everyone and truly leads by example. He gives his all and truly enjoys every practice. He shows great pride in his role on the team and is a pleasure to coach. Though he played just two seasons with the football team, Brian left quite an impression.

2022



Ben Jefferson

2021



Demonte Meeks

2020



Ben Peterson

2019



Kyle Johnson

2018



Marcus Bennett

BRIAN BULLARD AWARD

2017



Grant Ross

2016



Lochlin Deeks

2016



Weston Steelhammer

2015



Alex Hansen

2014



Kale Pearson

2014



Christian Spears

2013



Ty MacArthur

2012



Jordan Eason

2011



Jonathan Warzeka

2010



Nathan Walker

2009



Ben Garland

2008



Shea Smith

2007




Drew Fowler

2007



Garrett Rybak

2006



Gilberto Perez

2005




Denny Poland

2004



John Rudzinski

2004



Monty Coleman

2003



Joe Schieffer

2002



Tom Heier

2001



Zach Johnson

2001



Nate Beard

2000



Matt Dayoc

2000



Mike Gallagher

1999



Charlie Jackson

1998



Mike Tyler

1997



Chris Gizzi

1996



Lee Guthrie

1995



Brandon Wilkerson

1994



Steve Russ

1993



Will McCombs

1992



Grant Johnson

1991



Kette Dornbush

1990




Bill Price

1989




Lance McDowell

1988



Anthony Roberson

1987




Rip Burgwald

1986



Pat Evans

1985



Pat Malackowski

1984



Steve Kelly

42-10

Last Nine Years

Over the past nine seasons, Air Force is 42-10 (81 percent) at home. Since moving into Falcon Stadium in 1962, the Falcons have been a major force. Air Force has a 215-120-4 record in Falcon Stadium. Under coach Troy Calhoun, the Falcons have been one of the best home teams in the nation. In his 16 seasons beginning in 2007, Air Force has been 5-1 or better at home nine times.



1962.....	2-3	1983.....	5-1	2004.....	3-4
1963.....	5-1	1984.....	4-1	2005.....	2-3
1964.....	2-2-1	1985.....	6-0	2006.....	2-4
1965.....	1-5-1	1986.....	3-2	2007.....	6-0
1966.....	2-3	1987.....	5-1	2008.....	3-3
1967.....	1-3-1	1988.....	3-2	2009.....	5-1
1968.....	4-2	1989.....	3-2	2010.....	5-1
1969.....	3-1	1990.....	4-2	2011.....	4-3
1970.....	5-1	1991.....	5-1	2012.....	5-1
1971.....	4-1	1992.....	3-4	2013.....	2-5
1972.....	3-3	1993.....	4-2	2014.....	6-0
1973.....	5-1	1994.....	3-3	2015.....	6-0
1974.....	2-4	1995.....	4-2	2016.....	5-1
1975.....	2-3-1	1996.....	3-2	2017.....	3-3
1976.....	3-3	1997.....	5-1	2018.....	4-2
1977.....	2-3	1998.....	6-0	2019.....	6-0
1978.....	1-5	1999.....	3-2	2020.....	2-1
1979.....	2-4	2000.....	5-1	2021.....	4-2
1980.....	2-2	2001.....	4-2	2022.....	6-1
1981.....	2-3	2002.....	4-3		
1982.....	4-2	2003.....	5-1		



FALCON STADIUM



A picturesque setting at the base of the Rampart Range of the Rocky Mountains and boasting some of the grandest pageantry in all of college football, Falcon Stadium is without a doubt one of the premier college football stadiums in America.

Sitting at 6,621 feet above sea level, the thin air has been kind to the Falcons. Air Force has won 63 percent of its home games in the stadium with a 209-119-4 all-time home record. Falcon Stadium's elevation is the second-highest of any Division I-A stadium in the nation. The stadium's current capacity is 46,692.

Falcon Stadium, built in a natural bowl in the foothills, was built in the fall of 1962 at a cost of \$3.5 million. Falcon Stadium opened on Sept. 22, 1962, when a then-overflow crowd of 41,350 saw Air Force defeat Colorado State, 24-0. AFA held a formal dedication on Oct. 20, 1962, when Air Force hosted Oregon. The Ducks won the game, 35-20. The stadium was originally built solely for football, but several non-athletic events, such as the Academy's annual graduation, are conducted there.

Since 1962, the stadium has seen several significant upgrades. In 1991, the Academy installed nine skyboxes and remodeled the existing press box. The facility currently seats 450 people indoors, along with 88 in the skyboxes. In addition to its game-day uses, the press box is also used by the athletic department as a banquet/meeting room.

Throughout the 1990's and early 2000's, the stadium's capacity was 52,480 but in 2005, the stadium's capacity was reduced to 46,692 (the current capacity). The removal of the bleachers on the east side greatly increased the fan experience with additional food and beverage vendors and more room to move around the stadium.

In 2002, the Academy added permanent lights. The cost of just under \$500,000 was at no expense to tax payers. The Air Force Academy Athletic Association picked up the tab. That same season, a school record crowd of 56,409 packed the stadium for a game against Notre Dame.

Prior to the 2016 season, two brand new scoreboards were installed, one in the north end zone and one in the south end zone. The video board in the south end zone was the largest in the Mountain West and among the service academies (at the time of installation). The board is over 2,500 square feet of HD video display (dimensions are 31-2 by 82-8) and includes a state-of-the-art audio system.

Prior to the 2018 season, the turf was replaced, the home locker room was completely renovated, along with new medical rooms, coaches room and media room.

In February 2019, Falcon Stadium hosted the NHL Stadium Series game between the Colorado Avalanche and the Los Angeles Kings in front of 43,500 fans.

In the summer of 2020, signs were installed on the concourse with famous air battles in the history of the Air Force and also those depicting our rich bowl history.

Construction began on the East Club in the spring of 2023 and is scheduled to open prior to the 2024 season. The East Club will provide Air Force football fans the most exclusive experience in the history of Falcon Stadium.


The scenic backdrop, the game-day experience and the recent upgrades have ensured that Falcon Stadium is among the best venues in all of college football. The proof is in the ranking as CBS Sports (March 2011) ranked Falcon Stadium the 22nd best in college football, higher than any other Mountain West institution.



FALCONS IN THE NFL



Ben Garland (top), played in 68 NFL games with 15 starts over seven seasons in the NFL. A 2010 Academy graduate and defensive lineman for the Falcons, he was a member of the Broncos' practice squad in 2012 and 2013. In 2014, he played in eight games for the Denver Broncos as an offensive guard. He was on the Atlanta Falcons practice squad on 2015 and then played in 46 games for the Falcons, both on the offensive and defensive lines, in 2016, 2017 and 2018. In 2016, he played in both the NFC Championship game and Super Bowl LI. In the 2017 NFC playoffs, he recorded a sack and safety of Russell Wilson as the Falcons defeated the Seahawks. In 2019, he played in nine regular-season games for the 49ers. He started the final three regular-season games, and all three post-season games, at center. He played in five games at center for the 49ers in 2020 before an injury ended his season.



Garrett Griffin (middle), a 2016 USAFA graduate and tight end for the Falcons, was on the New Orleans Saints practice squad in 2016 and 2017. He played in three regular-season games in 2017 and two playoff games in 2018. In 2018, the tight end scored his first NFL touchdown with a six-yard reception in the NFC Championship game against the Rams. He spent the 2019 season on injured reserves and played in four games in 2020. In 2021, he played in 13 games and had four receptions for 39 yards. Griffin signed as a free agent with Detroit in the spring of 2022.



Austin Cutting (bottom), a 2019 USAFA grad, was a seventh-round pick of the Vikings in 2019. Cutting was the first long snapper ever drafted by the Vikings and the first Falcon drafted since 1998. He played in all 16 games as the long snapper for the Vikings in 2019 and in nine games in 2020.



Falcons in the NFL Draft

Ernie Jennings, WR, 1971
San Francisco 49ers (10th / # 257)

Dave Lawson, PK, 1976
New York Giants (16th / #444)

Chad Hennings, DT, 1988
Dallas Cowboys (11th / #290)

Joe Wood, PK, 1992
Houston Oilers (12th / #332)

Steve Russ, LB, 1995
Denver Broncos (7th / #218)

Dan Palmer, OL, 1996
San Diego Chargers (6th / #178)

Bryce Fisher, DL, 1998
Buffalo Bills (7th / #248)

Austin Cutting, LS, 2019
Minnesota Vikings (7th / #250)

Jordan Jackson, DL, 2021
New Orleans Saints (6th / #194)

FALCONS IN THE NFL

Five former Falcons played numerous seasons in the National Football League.



Chad Hennings (top right), a 1988 graduate, spent more time in the NFL than any other former Falcon. After serving four years on active duty and 45 combat missions in the A-10 aircraft, he signed with the Dallas Cowboys in 1992. Hennings played nine seasons with the Cowboys from 1993-2000 and won three Super Bowl rings (1993, 1994 and 1996). He played in 119 career games, starting 72 on the defensive line, and had 216 tackles with 27.5 sacks, five forced fumbles, six fumble recoveries and a touchdown.

Bryce Fisher, (middle right) a 1999 Air Force Academy graduate, served two years of active duty in the Air Force and the remainder of his commitment was fulfilled in the reserves and national guard. Fisher was a seventh-round draft choice of the Buffalo Bills in the 1999 draft. He spent seven years in the league with Buffalo (1999-01), St. Louis (2002-04), Seattle (2005-07) and Tennessee (2007). In 2005, he became the third USAFA graduate to play in a Super Bowl as the Seahawks won the NFC Championship. He played in 90 career games and had 222 tackles, six forced fumbles and 26.5 sacks.

Chad Hall, (bottom right) a 2008 graduate, served two years on active duty and completed his commitment in the Air Force reserves. In two seasons with the Eagles in 2010 and 2011, the receiver played in 15 games with 14 catches for 135 yards and two touchdowns. Hall also had 10 punt returns for 107 yards, six kickoff returns for 108 yards and 12 rushes for 42 yards. Late in the 2012 season, Hall was signed by the San Francisco 49ers and was activated for the NFC Championship game and Super Bowl XLVII. In 2013, he played in nine games with the Kansas City Chiefs and had two receptions for 20 yards. After six seasons as an assistant coach with the Buffalo Bills, he is currently the wide receivers coach in Jacksonville. He played 24 career games and had 16 receptions, 12 carries and two TDs.






Chris Gizzi (bottom left), a 1998 USAFA graduate, served two years of active duty in the Air Force and the remainder of his commitment was fulfilled in the reserves and national guard. A linebacker, Gizzi played in 23 games with the Packers from 2000-02. He had 19 tackles and a forced fumble. Following the September 11th tragedy in 2001, Gizzi led the Packers out of the locker room on Monday Night Football as he ran onto the field with the American flag held high.

Steve Russ (bottom second from right), a 1995 USAFA grad, was a seventh round pick of the Denver Broncos in 1995. A linebacker, he played in 24 games with six career tackles for the Denver Broncos over four seasons (1997-2000) and was part of two Super Bowl Championship teams (1997 and 1998).



FALCONS IN THE NFL

Many Falcons have competed in NFL camps over the past several years: Isaac Cochran (Broncos, 2023), Haaziq Daniels (Giants, 2023), Brad Roberts (Commanders, 2023), Zane Lewis (Jets, 2020, 2021, 2022), Parker Ferguson (Jets, 2021, 2022), Nolan Laufenberg (Broncos, 2021; Commanders, 2022), Jordan Jackson (Saints, 2022; Broncos 2023), Brandon Lewis (Titans, 2022), Lakota Wills (Saints, 2022), Tre' Bugg (Bears, 2022) and James Jones (Dolphins, 2022). Other Falcons who have competed in camps includes: George Silvanic (Rams, 2021), Jalen Robinette (Bills, Patriots, 2017) Weston Steelhammer (Philadelphia Eagles, 2017 and 2018), Sam Byers (Atlanta Falcons, 2017), Jacob Onyechi (Green Bay Packers, New Orleans Saints, 2017; Packers, 2018), Ryan Watson (Cardinals, 2017; Lions, 2018), Alex Hansen (Bears, 2016), Reggie Rembert (Bears, 2013), Connor Dietz (Bears, 2014), Alex Means (Panthers, 2014), Travis Dekker (Packers, 2009), Drew Fowler (Lions, Texans, 2008), Ben Miller (Browns and Eagles, 2002 and 2003), Matt Farmer (Jets, 1999) and Beau Morgan (Cowboys, 1997).



2023 THE ACADEMY



2023 AIR FORCE FOOTBALL
MEDIA GUIDE

The United States Air Force Academy offers a four-year program of instruction and experience designed to educate, train and inspire men and women to become officers of character, motivated to lead the United States Air Force in service to our nation. Each cadet graduates with a bachelor of science degree and a commission as a second lieutenant in the Air Force.

Course of Study

Cadets are exposed to a balanced curriculum that provides the knowledge, skills and responsibilities essential to a career Air Force officer. The entire USAFA experience is integrated and mapped to achieve a set of desired outcomes in every graduate.

The core academic curriculum includes courses in basic sciences, engineering, social sciences and humanities. Cadets take additional elective courses to complete requirements for one of 31 major areas of study. About 50 percent of the cadets complete majors in science and engineering; the remainder graduate in the social sciences and humanities. Some of the most popular majors include management, aeronautical engineering, foreign area studies, history, behavioral science, civil engineering, astronautical engineering, electrical engineering and engineering mechanics.

Faculty Composition

The majority of the Academy's faculty members, more than 500 total, are Air Force officers. They are selected primarily from career-officer volunteers who have established outstanding records of performance and dedication. Each has at least a master's degree and more than 55 percent have doctorates or other terminal degrees in their field of study.

About 30 percent of the faculty are civilians who bring great depth of disciplinary and educational expertise and provide academic stability and continuity.

Faculty members are intensely focused on cadet learning as an integral part of their officer development. The Air Force Academy has been ranked No. 1 in the nation for the most accessible and involved faculty.

To provide greater contributions by a diverse faculty, the Academy has several distinguished visiting professors and endowed professors who serve one or more years. Officers from other services, as well as officers from allied countries are also members of the faculty. Distinguished civilian and military lecturers also share their expertise with the cadets during the academic year.

Athletic Program

The Academy's athletic program is designed to improve physical fitness, teach athletic skills and develop leadership qualities. To achieve its goals, the Academy offers some of the most extensive physical education, intramural sports and intercollegiate athletic programs in the nation. Cadets take at least three different physical education courses each year.

Military Education and Training

An air, space and cyberspace-oriented military education, training and leadership program begins with basic cadet training and continues throughout the four years. Seniors are responsible for the organizational leadership of the cadet wing, while juniors and

sophomores seek to develop team and interpersonal leadership and instructional skills. Cadets are projected into as many active leadership roles as possible to prepare them to be effective Air Force officers.

Fundamental concepts of military organization -- drill, ethics, honor, Air Force heritage and physical training -- are emphasized the first summer during basic cadet training. Freshmen then study the military role in United States society as well as the mission and organization of the Air Force. Sophomores receive instruction in communication skills and juniors study the combat and operational aspects of the Air Force.

The Academy offers courses in flying, navigation, soaring and parachuting, building from basic skills to instructor duties. Some cadets may fly light aircraft with the Cadet Flying Team.

Summer training for cadets is divided into three, three-week training periods. There are a variety of programs available and each cadet is required to complete two training periods each summer with leave during the other period. All new cadets take six weeks of basic cadet training in their first summer.

Combat survival training is a required three-week program during cadets' second summer. For other second-summer training periods, cadets have options such as working with Airmen in an operational unit at an Air Force installation, airborne parachute training, soaring or basic free-fall parachute training.

During their last two summers, all cadets are offered leadership training as supervisors or instructors in the summer programs listed above.

Extracurricular activities also are an integral part of the education program. The cadet ski club, drum and bugle corps, cadet chorale and forensics are a few of the programs available.

Nominations

Nominations to the Academy may be obtained through a congressional sponsor or by meeting eligibility criteria in other categories of competition established by law. For information on admission procedures, please visit:

www.usafa.edu

History of The Academy

In 1948, a board of leading civilian and military educators was appointed to plan the curriculum for an academy that would meet the needs of the newly established Air Force. The board determined that Air Force requirements could not be met by expanding the other service academies and recommended an Air Force Academy be established without delay.

In 1949, then Secretary of the Air Force W. Stuart Symington appointed a commission to assist in selecting a site and on April 1, 1954, President Dwight D. Eisenhower authorized creation of the United States Air Force Academy. After considering 580 sites in 45 states, the commission narrowed the choice to three locations. The summer of 1954, Secretary of the Air Force Harold Talbott selected a site near Colorado Springs, Colo. Colorado contributed \$1 million toward purchase of the property.

In July 1955, the first Academy class entered interim facilities at Lowry Air Force Base, Denver, while construction began. It was sufficiently completed for occupancy by the cadet wing in late August 1958. Initial construction cost was \$142 million.

Women entered the Academy on June 28, 1976, as members of the class of 1980.

ACADEMY LEADERSHIP



Lt. Gen. Richard M. Clark is the Superintendent, U.S. Air Force Academy, Colorado Springs, Colo. He directs a four-year regimen of military training, academics, athletic and character development programs leading to a Bachelor of Science degree and a commission as a second lieutenant in the U.S. Air Force or U.S. Space Force.

Lt Gen Clark graduated from the U.S. Air Force Academy in 1986. His commands include the 34th Bomb Squadron, Ellsworth Air Force Base, S.D.; 12th Flying Training Wing, Randolph Air Force Base, Texas; 8th Air Force, Barksdale Air Force Base, La. and Joint Functional Com-

ponent Commander for Global Strike, Offutt Air Force Base, Neb. He has also served as a White House Fellow in Washington, D.C.; the Commandant of Cadets, U.S. Air Force Academy, Colo.; Senior Defense Official/Defense Attaché, Cairo, Egypt and as the Commander, 3rd Air Force, Ramstein Air Base, Germany.

Prior to his current assignment, he served as the Deputy Chief of Staff for Strategic Deterrence and Nuclear Integration, Headquarters U.S. Air Force, the Pentagon, Arlington, Va.




Command Chief
CMSgt
Heriberto Diaz



Commandant of Cadets
Brig. General
Gavin Marks



Dean of Faculty
Brig. General
Linell Letendre



Commander, 10th ABW
Col. Amy Glisson



DIRECTOR OF ATHLETICS NATHAN PINE

Nathan Pine is in his sixth academic year as the director of athletics at the Air Force Academy after arriving in Colorado Springs in January of 2019. Pine came to Air Force from Holy Cross, where he led the Crusader program as the director of athletics from 2013 through 2018.

Since his arrival in 2019, Pine has ushered in a period of success unseen before at the Air Force Academy. In terms of comprehensive competitive excellence, in 2022-23 Air Force finished as the top service academy in the Learfield Director's Cup, the top program in the Mountain West Conference for the third straight year (only the fourth time in program history), and 66th nationally across all 350 Division I institutions. In 2022-23, individual and team highlights included a national championship in boxing, four conference titles, 11 player of the year honors (second most in program history), six coach of the year awards and 53 athletes earning All-America honors. The Falcons also posted a third-straight 10-win season in football and their third consecutive win over a Power 5 program in the Armed Forces Bowl on December 22.

Air Force has also experienced record-breaking fundraising numbers each year since 2019, including new highs in both total number of donors and total dollars raised. This began with a full rebuild of the fundraising program into the Falcon Athletic Fund in the summer of 2019. Formerly known as the Falcon Pride Club, the Falcon Athletic Fund increased engagement, established published giving levels and donor benefits, professionalizing the development operation top to bottom. The Falcon Athletic Fund is responsible for generating private resources in order to provide margin of excellence support and a first-class athletic experience for more than 1,000 cadet-athletes across 27 intercollegiate sports.

Pine has also focused on working to grow the Air Force brand and increase national exposure for the Academy using the athletics platform. In February of 2020, Air Force hosted the 2020 NHL Stadium Series in Falcon Stadium to a sellout crowd of 43,500. The event had an ad value of \$14.32 million and a national publicity value 25 percent higher than a typical NHL game. The game also brought significant resources to the Academy for hosting and an estimated \$17.5 million to the local Colorado Springs economy. During his tenure, the Falcons have also extended their partnership with Nike to remain the exclusive apparel provider and grow brand awareness, while Air Force has also added industry leader Paciolan to the team for ticket solutions and its donor ecosystem along with Learfield Amplify for outbound ticket sales. The Falcons have also reached a multiyear agreement with Altitude Sports and Entertainment as a third-tier television rights holder to bring Falcon sporting events and coaches shows to more than 13 million homes in the greater Colorado region starting in 2022.

Pine has also overseen a number of important coaching hires and key extensions during his tenure. In 2020, Air Force announced the return of Joe Scott to the Academy to lead the men's basketball program. He also ensured continuity within the football program after the 2019 season by signing head coach Troy Calhoun to a multi-year extension through 2026. Other head coach additions have included Omar Elgizery in men's and women's fencing, Josh Loeser



in men's gymnastics, Jennifer Green in women's gymnastics, Ryan Cole in men's and women's track and field, Laura Busby in women's soccer and Taylor Hollander in women's tennis. In addition, both hockey coach Frank Serratore and women's basketball coach Chris Gobrecht were signed to new multi-year deals.

Facility improvements continue to be a constant area of focus and investment at Air Force and a number have been completed in the last four years. Athletics broke ground in 2023 on a long-awaited \$90 million Falcon Stadium renovation on the east side, which will include a new primary stadium entrance, premium seating options in the east club, updated event space, improved fan amenities for all seating on the east side and a celebration of the heritage of Falcon Stadium. The Cadet Field House has also seen extensive improvements in Clune Arena and the Cadet Ice Arena to include new video boards and ribbons, LED venue lighting and new restroom and concourse renovations. The baseball stadium has received new turf, outfield fence padding, as well as a new pitching area, while the hockey and indoor track areas received extensive branding projects and there will be a full track and field renovation in 2023.

Prior to Air Force, the Holy Cross athletic department saw unprecedented success during his time as the athletic director. The Crusader Athletics Fund more than doubled in four years and raised over \$2 Million during the 2017-2018 academic year. Holy Cross also received two of the largest gifts in the history of the College (\$32.5 million and \$20 million, respectively), directed toward athletics facility improvements. Construction on the \$95 million Luth Athletic Complex began in December of 2015 and was completed in the spring of 2018. Pine also orchestrated broader regional and national exposure for the college from television and marketing efforts, along with significant branding and alumni outreach.

Pine is also active at the national level and represents Air Force on the NCAA Men's Baseball Committee, prior to that he has served on the NCAA Division I FCS Football Committee, the NCAA Division I FCS Athletic Director's Association Executive Committee and NCAA Rifle Committee. He currently works at the league level with the other athletic directors and the conference office to maximize the student-athlete experience and generate additional exposure and revenue for the Mountain West Conference and Air Force.

Pine joined Holy Cross after serving as the deputy director of athletics at the University of Maryland. Prior to his time at Maryland, Pine spent three years at the University of California at Berkeley, four years at the United States Military Academy, and five years at Oregon State University. A native of Eagle Point, Ore., Pine received his bachelor's degree in marketing and international business from Oregon State University, and a master's degree in education from the University of California at Berkeley. He and his wife, Stephanie, reside in Colorado Springs with their two dogs, Lola, and Scout.



ACADEMY ATHLETICS

Few schools in the country have an athletic program as extensive as the Air Force Academy's.

The goals of the athletic program are to enhance the physical conditioning of all cadets, to develop the physical skills necessary for officership, to teach leadership in a competitive environment and to build character. There are three subdivisions of the athletic program: intercollegiate athletics, intramurals and physical education.

The intercollegiate program has 17 men's and 10 women's NCAA-sanctioned teams, facing some of the top competition in the nation. Men's teams are football, baseball, basketball, ice hockey, cross-country, fencing, golf, gymnastics, indoor and outdoor track, lacrosse, rifle, soccer, swimming and diving, tennis, water polo and wrestling. The Academy fields women's teams in basketball, cross-country, fencing, gymnastics, rifle, indoor and outdoor track, swimming and diving, soccer, tennis and volleyball. In addition, the Academy sponsors two non-NCAA programs; boxing and cheerleading.

The majority of the Academy's men's and women's programs compete at the NCAA Division I level in the Mountain West Conference. The Falcons compete in this conference against teams from Boise State, Colorado State, Fresno State, Hawai'i (football only), Nevada, New Mexico, San Diego State, San Jose State, UNLV, Utah State and Wyoming. All sports also compete against non-conference opponents, including many nationally ranked teams.

The football team competes annually for the Commander-in-Chief's Trophy, which is emblematic of service academy football supremacy. The Falcons have won the trophy 20 times, which is more than any other academy.

The USAFA Cadet Field House is one of the most impressive buildings in the country. It's a modern, versatile structure with seemingly endless uses. The \$5.6 million building is five stories high and 396 feet by 426 feet, the size of three football fields laid side by side. The structure is divided into three areas--basketball arena, ice hockey arena and multipurpose area. The three sections have a combined seating capacity of more than 9,000.

Clune Arena seats 5,858. The Cadet Ice Rink has a seating capacity of 2,470, while the multipurpose area seats 1,000 fans for track and field competitions.

The \$4.1-million renovation to the Cadet Track Stadium, the outdoor home of the Air Force track and field team, was completed in the fall of 2011 and is one of the premier track and field facilities in the nation. The Holaday Athletic Center, a \$15.5 million completely donor funded indoor training facility, was completed in July 2011. The Cadet Fitness Center, a \$9.5 million, Military Construction project, home of the Air Force Academy's fencing practice facility and aerobics/weight lifting facility that contains a nearly 33-foot climbing wall, opened in May 2012.



ATHLETICS EXECUTIVE STAFF



Jen Block
Executive AD



Col. Marcus Corbett
Vice AD



Dr. Nancy Hixson
AFAAC CEO



Col. Maiya Anderson
Dep. Head/PE



Brant Ust
Senior Associate AD



Shondell Reed
Senior Associate AD



George Nelson
Senior Associate AD



Matt MaGahey
Senior Associate AD



FALCON STADIUM

E A S T C L U B

CONSTRUCTION





IMPROVEMENTS OVERVIEW

The new East Club will provide Falcon Fans an unmatched setting to take in football, lacrosse and special events. The new East Club will replace the existing east concourse featuring state-of-the-art amenities with endzone to endzone viewing and enhanced entertainment opportunities for special events, corporate, and group gatherings.

Additional highlights include new concessions, bathrooms and amenities for the entire east concourse of Falcon Stadium, new merchandise areas and will call windows, and improved accessibility and ADA seating.

RENDERINGS



PREMIUM SEATING OPTIONS

The new East Club will have four different indoor seat offerings, all with full club access, along with two open-air hospitality decks. In total more than 1,200 new premium seats will be added to Falcon Stadium.

NO.1 *LIVING ROOM LOGE*

NO.2 *STANDARD LOGE*

NO.3 *PREMIUM CLUB SEATS*

NO.4 *STANDARD CLUB SEATS*

NO.5 *OUTDOOR CHAIRBACK SEATS*



Interested in being an inaugural member of the East Club for the 2024 season? Utilize the QR Code to be one of the first to receive project updates and additional information!

More Questions? Visit FalconAthleticFund.com or contact the Falcon Athletic Fund office at **719-333-4545** or giving@airforceathletics.org.

To learn more about philanthropic opportunities, visit falconstadium.org

FOR MORE INFORMATION
AND CONSTRUCTION UPDATES



Sports audiences across the country have been intrigued and delighted by the aerobatics of the falcon, the flying mascot of the U.S. Air Force Academy -- one of only two schools with performing mascots in the National Collegiate Athletic Association. The falcon can attain velocities exceeding 200 miles per hour in swoops or dives, turn sharply and streak only inches above the ground, making it the fastest and one of the most maneuverable of all birds.

Trained and handled by cadet falconers, the birds soar and dive, sometimes zooming low over the heads of spectators. While their public flying performances are primarily limited to outdoor venues -- most often at football games and cadet wing parades -- the falcons appear at many other athletic contests in which cadet teams play.

Members of the Class of 1959, the first to enter the Academy, chose the falcon as the mascot of the cadet wing Sept. 25, 1955, feeling that it best characterized the combat role of the U.S. Air Force. They did not specify any particular species; thus, any falcon can serve as mascot. Some of the characteristics which led to its selection were speed, powerful and graceful flight, courage, keen eyesight, alertness, regal carriage and noble tradition. The falcon exemplified the qualities sought in Air Force Academy cadets: courage, intelligence, love of the wild sky, ferocity in attack, but gentle in repose, and discipline.

Experts once said falcons could not be trained to perform before huge crowds, that the birds would panic and flee. Since 1956, however, cadets have flown the birds at sporting events before thousands of cheering spectators. Six weeks or more and an average of 300 man-hours per bird are required to properly train a young falcon via operant conditioning. When a bird is in top condition, it is able to fly for more than an hour and make repeated stoops at the baited lure swung by the cadet falconer. Although they can be trained to perform, falcons are never totally domesticated and remain wild creatures with strong, individual and independent spirits.

On Oct. 5, 1955, a splendid peregrine was the first falcon presented to the cadet wing. It was named "Mach 1," referring to the speed of sound. Today, 12 to 15 falcons are kept in the mews (enclosures for trained hawks) north of the cadet area.

Current breeds of falcons at the Academy include several breeds which are native to North America, including prairie falcons, peregrine falcons, and the largest type of falcon, the gyrfalcon. The Academy recently added several gyr-saker hybrids and a gyr-peregrine hybrid to its ranks. Sakers are a strong and agile mid-to-large size breed of falcon, native to Eastern Europe and Asia. Sakers have been cross-bred with the larger gyrfalcons in recent years to produce a highly intelligent, agile and powerful breed of performing falcon, and have flown at

WHY THE FALCON?

Speed

Can attain velocities exceeding 200 miles per hour in stoops or dives on their prey.

Power

Powerful and graceful flight, with strong, deep wing beats; they maneuver with ease, grace and evident enjoyment.

Courage

Fearless and aggressive, falcons fiercely defend their nest and young against intruders. They have been known to unhesitatingly attack and kill prey more than twice their size.

Keen eyesight

About eight times sharper than man. Alertness, regal carriage and noble tradition.

the Academy since 2003.

In addition to flying performances, the falcons and cadet falconers visit dozens of schools, scouting groups, youth groups, airshows and other public events around the country, educating youth and adults alike on falconry, raptors, the Air Force and the Air Force Academy.

On June 8, 1996, the Association of Graduates purchased a female white-phase gyrfalcon from Mr. Dan Konkle in Sheridan, Wyo., and donated her to the Academy. The cadet wing named this new mascot Aurora - from Roman mythology, the goddess of the dawn. She is now the official mascot for the United States Air Force Academy and has become the center of attention for the Academy's Falcon Mascot Program. At a mere 40 days old, this majestic creature weighed four pounds. Glacier, our previous white-phase gyrfalcon Mascot from 1980-95, only weighed two pounds.

Although any falcon can serve as an Academy mascot, the white-phase gyrfalcon is native to Alaska, Canada, Greenland and the U.S.-Canadian border, and has always been the official mascot of the Air Force Academy. Gyrfalcons constitute only about five percent of the total number of falcons found in the United States. Of that five percent, only about 3-4 percent are true white-phase gyrfalcons.

Falconry is one of the extracurricular activities offered to cadets. There are usually 12 falconers, with four chosen from each new class at the end of the year to replace graduating seniors. The new falconers begin training in January under the leadership of experienced upperclassmen and the officer-in-charge. Without proper instruction, novices can physically harm the birds or adversely affect their training. Falconers' duties include daily checks of each bird's health and condition, training sessions during which the birds are fed a measured ration of meat, frequent cleaning of the mews and routine maintenance of equipment.

During performances, the birds fly to a lure, a rectangular-shaped leather pouch. The falconer whirls the lure in a circle on a 30-foot cord; the bird quickly learns to strike it in mid-air, carry it to the ground and dine on the food. As the bird stoops toward the lure in free flight, the lure is jerked aside, causing the falcon to fly up, circle and make another pass. This procedure is repeated several times before the bird is allowed to strike the lure in mid-air. The falcon per-

forms this task knowing that as soon as it catches the lure, it earns its meal for the day.

A small battery-powered transmitter and a bell are attached to each leg so that, should the bird not come to the lure as it had been trained, the cadet falconers will be able to follow and safely recover the falcon.



History of the Air Force Song

In 1938, Liberty magazine sponsored a contest for a spirited, enduring musical composition to become the official Army Air Corps song. Of 757 scores submitted, Robert Crawford's was selected by a committee of Air Force wives. The song was officially introduced at the Cleveland Air Races on September 2, 1939. Fittingly, Crawford sang it in its first public performance.

The first page of the score, which Crawford submitted to the selection committee in July 1939, was carried to the surface of the moon on July 30, 1971, aboard the Apollo 15 "Falcon" lunar module by Colonel David R. Scott and Lieutenant Colonel James B. Irwin. Interestingly, at the moment the "Falcon" blasted off the surface of the moon with Scott and Irwin on board, a rendition of the "Air Force Song" was broadcast to the world by Major Alfred M. Worden, who had a tape recorder aboard the "Endeavor" command module which was in orbit around the moon. Scott, Irwin and Worden comprised the first and only "All-Air Force" Apollo crew and arranged to take the page of sheet music with them as a tribute to Crawford and the United States Air Force.

Bridge Section: Toast to the Host

"A Toast to the Host" is part of the original Air Force Song. Many times this is sung as a separate piece. This is the verse which commemorates those who have fallen in the name of our service and our great country. This is the reason for the difference in melody and the reverent, reflective mood. The words to the third verse were changed in 2020 to reflect representation of all kinds.

After every football game, the Drum and Bugle Corps plays "A Toast to the Host" as the football team gathers together on the field, joins hands and stands at attention.



by Robert Crawford courtesy USAF Heritage of America Band

Off we go into the wild blue yonder,
Climbing high into the sun;
Here they come zooming to meet our thunder,
At 'em boys, Give 'er the gun! (Give 'er the gun now!)
Down we dive, spouting our flame from under,
Off with one helluva roar!
We live in fame or go down in flame. Hey!
Nothing'll stop the U.S. Air Force!

Additional verses:

Minds of men fashioned a crate of thunder,
Sent it high into the blue;
Hands of men blasted the world asunder;
How they lived God only knew! (God only knew then!)
Souls of men dreaming of skies to conquer
Gave us wings, ever to soar!
With scouts before And bombers galore. Hey!
Nothing'll stop the U.S. Air Force!

Bridge: "A Toast to the Host"

Here's a toast to the host
Of those who love the vastness of the sky,
To a friend we send a message of the brace who serve on high.
We drink to those who gave their all of old,
Then down we roar to score the rainbow's pot of gold.
A toast to the host of those we boast, the U.S. Air Force!

Off we go into the wild sky yonder,
Keep the wings level and true;
If you'd live to be a grey-haired wonder
Keep the nose out of the blue! (Out of the blue, boy!)
Flying men, guarding the nation's border,
We'll be there, followed by more!
In echelon we carry on. Hey!
Nothing'll stop the U.S. Air Force!

Nothing is more indicative of the pageantry of Air Force football than the Wings of Blue.

The U.S. Air Force Academy parachute team, the Wings of Blue, has been one of the outstanding parachute units in the country for more than two decades. Since 1967, cadets have dominated national intercollegiate parachuting championships, typically winning decisively over 40 other schools which field about 125 of the nation's top college competitors. Additionally, they perform about 50 demonstrations each year for millions of spectators. That doesn't include jumping into Falcon Stadium before the start of every football game, weather permitting.

The Wings of Blue, because of their diverse mission, are divided into a demonstration team and a competition team. Advising and supervising the team is a cadre of active duty and reserve Air Force commissioned and non-commissioned officers. The team jumps from a variety of aircraft. However, the team primarily uses its own DeHavilland UV-18B Twin Otters. Each cadet member must be a qualified jump-master and instructor in the Air Force Academy parachuting program.

They must also maintain high academic and military standards to remain with the team. Members of the team average 600 jumps by the time they graduate.

The primary mission of the parachute team is not competing or performing, it's to train other cadets in free-fall parachuting.

Each year, over 1,000 cadets complete five free-fall jumps in the basic free fall parachuting course and earn the coveted parachutist badge and rating. The Academy is the only school in the Air Force authorized to grant these awards and is the only school in the U.S. authorized to allow students to perform unassisted free-fall delays on their first jump, without any prior static line training.

The basic free-fall program is the premier character development program at the Academy and is available to all cadets. It is designed to develop courage, confidence and discipline in each student and provide leadership experiences for the cadet instructors who teach the course.

It is a rigorous training schedule with heavy emphasis on safety. Before cadets make their first jump, they are drilled repeat-

edly in ground school on proper parachuting procedures. The repetition is intended to have the jumper respond automatically and correctly should something unexpected occur during the jump.

Cadets who successfully complete the basic free fall course are then eligible to take the advanced training necessary to tryout for the Wings of Blue. Those who want advanced training must compete for admission. Selection is based upon an individual's maturity, abilities, academic and military standing.

From its uncertain beginnings, when it was reserved for stuntmen, rugged paratroopers and desperate pilots, parachuting has evolved into an exacting science and demanding sport -- a sport dominated at the college level by the Air Force Academy.

The Flight of Sound

The complete experience in sight and sound is presented at every home Falcon football game by the "Flight of Sound," the U.S. Air Force Academy Cadet Drum and Bugle Corps.

Since 1948, the Air Force Drum and Bugle Corps has entertained audiences across the nation and abroad with their thrilling performances. The Corps, originally assigned to Bolling Air Force Base, Washington, D.C., was transferred to the Air Force Academy in 1963 and turned over to the Cadet Wing in 1972. Since then, the corps has won 16 of the 24 Interservice Academy Drum and Bugle Corps competitions and are the four-time defending champions. The competition is held annually during the Air Force vs. Navy football weekend.

Recognized as one of America's premier musical and marching units, the Corps exemplifies the precision and musical blend of a well-directed band or orchestra and the showmanship of a Broadway production. Performing on the average of 150 times a year, they have become known as the Academy's ambassadors of precision drill and musical pageantry.

The Corps' primary mission is to support the Cadet Wing activities, including military formations and Academy athletic contests both home and away. An extension of the mission continues in the community with concerts, field exhibitions, band festivals and various military ceremonies.

The "D & B" Corps is comprised of 135 cadets and has represented the Air Force Academy at Presidential Inaugural Parades, Macy's Thanksgiving Day Parades, The Tournament of Roses Parade, Mardi Gras Parades, The Festival of State in St. Petersburg, Fla., Walt Disney World's International Music Festival and The Long's Peak Scottish/Irish Festival.



20

COACHES



2023 AIR FORCE FOOTBALL
MEDIA GUIDE

TROY CALHOUN

@CoachTCalhoun

Alma Mater: Air Force, 1989

Overall Record: 121-78 (16 years)

School Record: Same

- Two MW division titles
- Five seasons with 10-plus wins overall
- Five Commander-in-Chief's Trophy titles

Personal

Hometown: Roseburg, OR

Wife: Amanda

Children: Tyler, Amelia



The purpose of the United States Air Force Academy is to develop young people of strong character who graduate and serve as outstanding leaders on active duty and beyond. It's a purpose Troy Calhoun, who enters his 17th season, thoroughly respects, and realizes is necessary for our country. Calhoun left the Houston Texans of the NFL as an offensive coordinator in 2007 to embrace the mission of the Air Force Academy and to build a service academy program that often earns a postseason bid while playing in one of college football's best conferences.

Air Force student-athletes must complete the nation's most demanding academic curriculum while further embedding the heart and character that are crucial for serving the nation. Cadets at the Academy must work through courses that require finishing over 140 semester hours. Strong character traits, to include respect, teamwork, courage, spirit, discipline, honesty and toughness, are the bedrock of the leadership qualities Air Force football players utilize while serving as officers in the United States Air Force.

Calhoun's players are extraordinarily successful finishing their academic and leadership responsibilities. The Air Force football team's NCAA APR (Academic Progress Report) is annually amongst the finest at the FBS level of college football. From May 2008 through the present, Air Force Football's multi-year APR has finished above the nation's 90th percentile 12 of the last 15 years. The football program received a public recognition award by the NCAA this season with an astounding mark of 994. In addition to being one of the nation's best in regard to the NCAA's APR, 99 percent of seniors who have played for Calhoun since 2007 have graduated from the Academy and served as officers for our nation.

Calhoun is the first coach in the 100-plus year history of service academy football to lead teams to a post-season bid in his first six years. They have done this while playing very strong opponents.

Calhoun and his staff have come up with a way to manage the varied demands of their players and lead them into a cohesive team that has fared quite well both on and off

the field in his 16 seasons as head coach. He has guided the Falcons to 12 bowl games, including a program-record six straight from 2007-12, in his 16 years and has a 121-78 career record. Calhoun, who won his 100th game during the 2020 season, has led the program to an 11-win season (2019), four 10-win seasons (2014, 2016, 2021, 2022), two nine-win seasons (2007, 2010) and three with eight wins (2008, 2009, 2015). The Falcons have won two Mountain West Mountain Division titles (2015, 2021) and played in the championship game in 2015.

Air Force is 31-8 during the last three non-COVID seasons and are one of just seven programs to have three straight 10-win full seasons (2019, 21, 22), joining Alabama, Clemson, Georgia, Ohio State, Utah and Oregon. The Falcons are 18-6 in Mountain West play over the same period and have won a division title and finished second twice.

Air Force was 10-3 last season and won a record 21st Commander-in-Chief's Trophy title and defeated Baylor to win the Armed Forces Bowl. The Baylor victory marks the fourth consecutive bowl win and third straight

over a Power 5 program. The Falcons won a program-record six national statistical titles in 2022, including a third straight rushing title with a 326.7 average. The program finished the season with the top-ranked total defense for the first time in program history, allowing just 254.4 yards per game. The Falcons are just the second non-Power 5 team in the last 31 years to win the national title in total defense. Air Force won the title for fewest penalty yards per game (29.69), time of possession for the second straight season (36:33) and in yards per completion (22.3). Senior fullback Brad Roberts became the first Falcon to win the national title in rushing yards with a school-record 1,728.

The Falcons were 10-3 overall and tied for the Mountain Division title with a 6-2 record in 2021. The Falcons capped the 2021 season with another bowl championship with a 31-28 win over Louisville.

Air Force capped a historic 2019 season with a 31-21 win over Washington State in the Cheez-It Bowl. The win gave Air Force an 11-2 overall record. The 11 wins are the most this century. The Falcons closed the season with an eight-game winning streak, the program's longest in one season since 1998. The eight-game streak trailed only national champion LSU's 16-game streak. Air Force finished second in the Mountain West Mountain Division with a 7-1 mark, the best MW record in program history and tied for the most conference wins all-time.

Under Calhoun's guidance, the 2016 team finished 10-3 overall, posting just the sixth 10-win season in school history and second under Calhoun. Air Force won the Commander-in-Chief's Trophy for the 20th time and also won an Arizona Bowl championship.

Air Force won the Mountain Division championship in 2015 and earned a bid to the Armed Forces Bowl, while extending its school record



HEAD COACH TROY CALHOUN

home winning streak to 12 games, posting a 6-0 home mark for the second straight year. Calhoun was named the 2015 National Football Foundation, Colorado chapter, coach of the year for his efforts.

Calhoun's 2014 team finished 10-3 overall. Calhoun was named as a finalist for the Maxwell National Coach of the Year. The Falcons qualified for their seventh bowl game in eight years, and by winning the Famous Idaho Potato Bowl, captured their third bowl championship since 2009. Air Force defeated Army and Navy to win its 19th Commander-in-Chief's Trophy and its third CINC title in the last five years. The Falcons were also one of just two teams nationally to beat two 10-win teams in the regular season. The Falcons beat Boise State and in-state rival Colorado State, who each won 10-plus games. Air Force's 10-win season was the first this century for the Academy. The team finished 6-0 at home for just the third time in school history. Calhoun's 2007 squad also finished 6-0 at home.

Air Force earned a bid in 2012 to the Armed Forces Bowl. Air Force won its second straight Commander-in-Chief's Trophy in 2011, the first back-to-back titles at the Academy since 2001-02 and earned their fifth straight bowl game in the Military Bowl. The 2010 Air Force team finished 9-4 overall and won Air Force's 17th Commander-in-Chief's Trophy championship with wins over Army and Navy. The Falcons closed the 2010 season with a victory over Georgia Tech of the ACC in the Independence Bowl. Calhoun was named Coach of the Year by the Colorado Chapter of the National Football Foundation.

The 2009 Air Force team finished 8-5 overall and concluded with a convincing 47-20 win over 25th-ranked Houston in the Bell Heli-

copter Armed Forces Bowl. Air Force set 13 Academy bowl team records in the dominant victory. Calhoun was named Coach of the Year by the Colorado Chapter of the National Football Foundation for his efforts.

Calhoun's 2007 and 2008 Air Force teams finished 9-4 and 8-5, respectively, and both earned bowl bids. The 2007 Falcons were the only team in Air Force history to win road games at Notre Dame, Utah and Colorado State in the same season. The five-game turnaround from 2006, in which Air Force was 4-8, was the largest in the nation that season by a first-year head coach. The five-game turnaround was the best in school history since the 1958 team had a school-record turnaround of six games.

Air Force's nine wins tied Calhoun for the most wins ever at a service academy by a first-year head coach, matching the mark set by Ben Martin in 1958. Calhoun was named the Mountain West Conference's Coach of the Year for his efforts. In addition, he was named Coach of the Year in Region 5 by the American Football Coaches Association and was one of eight finalists for the Eddie Robinson National Coach of the Year Award. He was also one of seven finalists for the AFCA National Coach of the Year award.

Calhoun brought to Air Force a wealth of experience at the collegiate and professional levels that was flooded with success at every stop prior to the Academy. Calhoun came to the Academy after serving as offensive coordinator and quarterbacks coach for the Houston Texans in 2006. The Texans were one of only two NFL teams to triple their number of wins from the previous year. On offense, the Texans had the NFL's leading receiver (Pro Bowler Andre Johnson with 103 catches), the



NFL's best quarterback completion percentage (68.4 percent) and their quarterback tied a NFL record against Buffalo with 22 straight completions.

Calhoun became a well-rounded NFL coach, working as a defensive assistant, special teams assistant and offensive assistant with the Denver Broncos from 2003-05. He began his NFL coaching career by serving on the defensive side of the ball in 2003. He helped coach the NFL's fourth-best defense. The Broncos' defense ranked seventh against the run and sixth against the pass. Denver's defense yielded a mere 17.6 points per game as they made the playoffs for the first time since 2000.

In 2004, Calhoun moved to become an assistant on offense and worked with the special teams. The offense ranked fifth in the NFL, averaging 395.8 yards per game. Calhoun worked closely with Broncos head coach Mike Shanahan in the 2005 season, serving as the assistant to the head coach. The Broncos won the AFC West title for the 10th time in their history and played for the AFC Championship game for the first time in seven seasons. Their 14-4 record was the best since Denver finished the 1998 season as winners of Super Bowl XXXIII. The offense finished fifth in the NFL averaging 360.4 yards per game. The defense was stout against the run, finishing second in the NFL with 85.2 yards per game. Denver finished with an undefeated record at home during the regular season for the fifth time in team history. During Calhoun's three years in Denver, the Broncos made the playoffs every season, averaging over 11 wins a year.

Prior to the NFL, Calhoun was an offensive coordinator for six seasons on the collegiate level. He began his coaching career at Air Force, where he worked as a graduate assistant from 1989-90. He started at quarterback



Troy Calhoun spent four years in the NFL - Broncos (L), Texans (R)

HEAD COACH TROY CALHOUN

for the Academy in 1986 and was one of only two freshmen to letter for the 1985 team.

Calhoun served his country from 1989-95 as an active duty officer in the Air Force. He was an assistant coach for the Falcons in 1993-94. He moved to Ohio University in the spring of 1995 where he served as the quarterbacks coach for two seasons. Calhoun was promoted to offensive coordinator in 1997. The Bobcats defeated Maryland in 1997, marking the school's first win against a team from the ACC in school history. The '97 Bobcats' 8-3 record was the schools best in 29 years. During his last season at Ohio in 2000, the Bobcats beat two bowl teams, Minnesota and Marshall, for the first time in school history. Calhoun's 2000 offense set a school record with 418.1 yards per game.

Calhoun moved to Wake Forest in 2001. The Demon Deacons were one of only seven teams in the country in 2001 to score more than 30 points in each of the final four games. During his second season in 2002 Wake led the ACC in total offense with 408.1 yards per game. His offense had a league-best 990 plays and was efficient with the ball, committing only 16 turnovers, fewest in the ACC. The 2001 season culminated with a 38-17 bowl victory over Oregon to give Wake Forest its first back-to-back winning seasons since the ACC expanded from eight teams.

Calhoun was raised in a home where both kids graduated from the Air Force Academy and were varsity letter winners on nationally-ranked teams. Calhoun's younger sister, Callie, is a 1991 Academy graduate. She was a 10-time track and cross country All-American who won six NCAA national titles. Troy Cal-



houn graduated from the Academy in 1989 as a member of the superintendent's list by earning over a 3.0 grade point average along with a military performance average of better than 3.0. He also completed a master's in business administration (MBA) from Oklahoma City University in 1992. He and his wife, Amanda, live in Colorado Springs and have two children, Tyler (21) and Amelia (19). Calhoun and his wife, Amanda, have a strong respect and affinity for the members of our armed services and are very involved with numerous charitable and community endeavors.

THE CALHOUN FILE

BACKGROUND/HONORS

- 1989 graduate of the Academy
- First Academy graduate to be head coach
- 4 years in the NFL
- 2007 MWC coach of the year
- Finalist for national coach of the year (2007)
- Winningest first-year head coach in school history for conference games
- Colorado Coach of the Year (NFF), 2007, '10
- Semifinalist for 2010/2019 National Coach of the Year honors

COACHING EXPERIENCE

Air Force, Head Coach	2007-Present
Houston Texans, Off. Coord./QBs.....	2006
Denver Broncos	2003-05
Asst. to Head Coach.....	2005
Off./Special Teams Asst.....	2004
Defensive Assistant	2003
Wake Forest, Offensive Coord.	2001-02
Ohio, Offensive Coord.	1996-00
Ohio, Quarterbacks	1995-96
Air Force, JV/Varsity Asst.....	1993-94
Air Force, Grad Asst.....	1989-90

CALHOUN VS. OPPONENTS

Army	11-5
Baylor	1-0
BYU	1-3
Boise State.....	4-7
California##	0-2
Colorado	2-0
Colorado State.....	14-2
FAU	1-1
FCS.....	16-0
Fresno State	3-1
Georgia State.....	2-0
Georgia Tech#	1-0
Hawai'i*	3-1
Houston##	2-1
Louisville	1-0
Michigan	0-2
Michigan State.....	0-1
Minnesota	0-1
Navy.....	8-8
Nevada	5-2
New Mexico.....	11-5
Notre Dame	1-2
Oklahoma	0-1
Rice#.....	0-1
San Diego State	4-9
San Jose State.....	3-1
South Alabama#	1-0
TCU	1-4
Toledo#.....	0-1
UNLV.....	9-2
Utah.....	1-3
Utah State	5-5
Washington State#	1-0
Western Michigan#	1-0
Wyoming.....	8-7

- Bowl Games

CALHOUN HEAD COACHING RECORD

Year	School	Rec.	MW	Home	Away	Neu.	Bowl
2022	Air Force	10-3	5-3/2nd	6-1	2-2	2-0	Armed Forces, Baylor (W 30-15)
2021	Air Force	10-3	6-2/T1st	4-2	5-0	1-1	First Responder, Louisville (W 31-28)
2020	Air Force	3-3	2-2/5th	2-1	1-2	0-0	--
2019	Air Force	11-2	7-1/2nd	6-0	4-2	1-0	Cheez-It, Washington St. (W 31-21)
2018	Air Force	5-7	3-5/4th	4-2	1-5	0-0	--
2017	Air Force	5-7	4-4/4th	3-3	2-4	0-0	--
2016	Air Force	10-3	5-3/4th	5-1	4-1	1-1	Arizona Bowl, So. Alabama (W 45-21)
2015	Air Force	8-6	6-2/2nd	6-0	2-5	0-1	Armed Forces Bowl, Cal (L 36-55)
2014	Air Force	10-3	5-3/4th	6-0	3-3	1-0	Idaho Potato, W. Mich. (W 38-24)
2013	Air Force	2-10	0-8/6th	2-5	0-5	0-0	---
2012	Air Force	6-7	5-3/4th	5-1	1-5	0-1	Armed Forces, Rice (L 14-33)
2011	Air Force	7-6	3-4/5th	4-3	3-2	0-1	Military Bowl, Toledo (L 41-42)
2010	Air Force	9-4	5-3/T3rd	5-1	3-3	1-0	Independence, Ga. Tech (W 14-7)
2009	Air Force	8-5	5-3/4th	5-1	2-4	1-0	Armed Forces, Houston (W 47-20)
2008	Air Force	8-5	5-3/4th	3-3	4-1	1-1	Armed Forces, Houston (L 28-34)
2007	Air Force	9-4	6-2/2nd	6-0	3-3	0-1	Armed Forces, California (L 36-42)
Totals		121-78	72-51	72-24	40-47	9-7	Bowl Record: 7-5

ASSISTANT COACHES

MARK BACOTE

Tight Ends | 2nd Year
16th Career Year


Alma Mater: James Madison, 2001
Hometown: Hampton, VA

Marc Bacote is in his second season as tight ends coach at Air Force. His first year saw the development of Caleb Rillos, who stepped in to replace the injured Kyle Patterson. Rillos helped the offensive line power the way for the Falcons to win a third-straight national rushing title.

Bacote came to the Academy after spending two years at Hampton, where the team was first in the conference in total offense and second in third-down conversions. Bacote coached first-team all-Big South receiver Jadakis Bonds.

Bacote was co-offensive coordinator, receivers and quarterback coach at Howard in 2019, prior to his stint at Hampton, where he coached receiver Kyle Anthony, a third team All-MEAC selection.

He spent two seasons as the wide receivers coach at Richmond from 2017-18. Bacote led the Spider's receiving corps in 2017 that accounted for over 3,000-yards receiving. He led three wide receivers to all-Colonial Athletic Association honors in 2017, Dejon Brissett,



Cortrelle Simpson and Tyler Wilkins. All three were ranked in the top four in the Colonial Athletic Association (CAA) in receiving yards, the top six in receptions and the top seven in receiving touchdowns.

His Hampton squad finished first in the MEAC in total defense in 2015 and third in total defense in 2016. He coached third-team all-MEAC selection Brenden Cole in 2016.

Bacote served his first stint at Hampton after spending a season at the Apprentice School, where he served as defensive coordinator in 2014. Under Bacote's tutelage, the Apprentice School improved in several defensive categories, including points per game allowed, total yards per game allowed, third down efficiency, and redzone defense.

From 2011-13, Bacote coached cornerback at Old Dominion, including 2011 second-team all-CAA selection Eriq Lewis. ODU made the FCS playoffs with Bacote on-staff in 2011 and 2012, including the CAA's top record in 2012, before the Monarchs began the transition to FBS in 2013.

In 2010-11, Bacote worked at Rutgers as a quality control coach, where he worked with the team's wide receivers and defensive line. While at Rutgers, Bacote coached two future NFL players in Mohamed Sanu and Tim Wright. From 2008-09, Bacote coached wide receivers at Morehead State.



The Bacote File

Coaching Experience

Air Force
 Tight Ends2022-pres.

Hampton

Wide Receivers2020-21
 Wide Receivers2015-16

Howard

Co-Off. Coord/WRs/QBs2019

Richmond

Wide Receivers2017-18

Apprentice School

Defensive Coordinator2014

Old Dominion

Cornerbacks2011-13

Rutgers

Quality Control2010-11

Morehead State

Wide Receivers2008-09

James Madison

Volunteer Assistant2008

ers at Morehead State.

His first coaching job came in 2008, when Bacote served as a volunteer assistant at James Madison, working with the Dukes' wide receivers.

Bacote was a wide receiver at James Madison for four seasons (1997-2000), where he was a part of the school's first conference championship team. He graduated from JMU with a degree in kinesiology, after spending five years playing arena football.

Bacote and his wife, Sara, have three children: Lake (8), Lennox (5) and Hendrix (3).

ASSISTANT COACHES

JAKE CAMPBELL

Slot Backs | 12th Year

17th Career Year

Alma Mater: Air Force, 1996

Hometown: Sacramento, CA



Jake Campbell is in his 12th season at Air Force and fifth as the slot backs coach. Campbell returned to his alma mater after four years at Claremont-Mudd-Scripps where he was offensive coordinator and quarterbacks coach in 2011. He coached running backs his first three seasons.

Campbell has been instrumental in the development of running backs Jacobi Owens, who rushed for 1,000 or more yards in back-to-back seasons and finished his career with over 3,000 yards rushing, and Tim McVey, who finished among the school's all-time bests in rushing and receiving yards per touch and kickoff return average. McVey became the first player in school history to have over 100 yards rushing and receiving in the same game which he did vs. New Mexico in 2014. In addition, he mentored Kadin Remsberg, who rushed for 1,000-plus yards in 2019 while being named offensive most valuable player in the Cheez-It Bowl. Remsberg finished his career ranked 16th in program history with 1,779 yards.

Campbell has been instrumental in the development of Brandon Lewis and Ben Waters. Lewis led the Falcons in receiving in 2021 with 30 catches for 600 yards and three

touchdowns. His 30.0 yards per reception average set a new school record. Lewis had five catches for a school-bowl-record 172 yards in the First Responder Bowl victory over Louisville. He had touchdown catches of 64 and 61 yards, the third and fourth most ever in a bowl game for a Falcon. Waters recorded 22 catches for 658 yards and five touchdowns in 2019. His 29.9 yards per reception was a school record prior to Lewis' mark.

Campbell is a 1996 graduate of the Air Force Academy. His on-field accomplishments and highlights as a running back make him one of the best to ever play the position at the Academy. He captained the 1995 team that won one of the Academy's three Western Athletic Conference (WAC) championships in its history. Campbell's efforts land him in the top 10 in several areas of the Falcon record book. He is currently fifth all-time in yards per

carry for a season, fifth all-time for a career. He is also seventh all-time for yards per reception for a season and fourth in career touchdown receptions. He put together back-to-back 1,000 plus all-purpose yards his junior and senior years as a running back, receiver and kick returner. Campbell was later named to the Colorado Springs Gazette Telegraph's Air Force all-decade team of the 1990's.

Prior to joining the CMS football staff, Campbell served 10 years as an officer in the Air Force, reaching the rank of major. Campbell amassed



The Campbell File

Coaching Experience

Air Force

Slot backs 2019-pres
Offensive Backfield 2012-18

Claremont-Mudd-Scripps

Off. Coord/QB 2011
Off. Coord/RBs 2009-10
Running Backs 2008

Air Force Prep School

Graduate Assistant 1996

over 1,000 flying hours as a pilot in the T-37, T-1A, and C-9A airframes. He flew the first stateside C-9A aircraft to deploy overseas in support of military operations in Kosovo. Campbell finished his military career as a contract negotiator. He was responsible for leading negotiating teams with Fortune 500 companies in contracts worth well over \$400 million to deploy the widely known and frequently used Global Positioning System (GPS).

Campbell spent one season at the Air Force Academy Prep School as an assistant football coach. His responsibilities were coaching the running backs and quarterbacks, as well as the offensive play-calling duties. While at the Prep School, he helped develop numerous eventual Falcon football stars such as Scott McKay, Qualario Brown, Nate Beard and Chris Jessup. Campbell was also a math instructor and taught calculus.

Campbell was also a Nike/SPARQ trainer and the lead running back coach for the Nike Football Training Camps held throughout the country. He has worked with some of the best athletes in the country, many who have gone on to professional and Division I careers.

Originally from North Highlands, a neighborhood in Sacramento, Calif., Campbell was a four-sport starter in high school. He lettered in football, basketball, baseball and track. Campbell was also an assistant coach for the two-time defending conference champion CMS Athena softball team. Campbell is married to the former Bonnie Anderson. The couple has a two-year-old daughter, Cora. He also has a son, Brayden.

TIM HORTON

**RBs/Special Teams Coord. | 10th Year
34th Career Year**
Alma Mater: Arkansas, 1990
Hometown: Conway, AR


Tim Horton is in his third season as running backs coach and special teams coordinator at Air Force. Horton returned to the Academy in 2021 after coaching wide receivers and running backs under legendary Air Force head coach Fisher DeBerry from 1999-2005.

In Horton's two seasons with the Falcons, the offense has led the nation in rushing in 2021 with a 327.7 average and in 2022 with a 326.7 norm. With the emergence of DeAndre Hughes in 2021 and John Lee Eldridge III in 2022, the Falcons have had back-to-back 10-win seasons and bowl victories over Louisville and Baylor.

The kicking game has flourished with kicker Matthew Dapore, a Lou Groza Award National Placekicker of the Year semifinalist, and punter Carson Bay.

Horton came to the Academy after spending the previous two years as running backs coach at Vanderbilt. Horton has a wealth of experience in the Southeastern Conference, coaching for over a decade as an offensive assistant at Auburn and Arkansas. During that time, he coached five SEC Players of the Year and nine all-conference running backs.

In 2019, Horton's top Vanderbilt pupil Ke'Shawn Vaughn topped the Commodore offense with 1,298 all-purpose yards. Vaughn went on to be selected by the Tampa Buccaneers with the 76th overall pick of the NFL



Draft.

From 2013-18, Horton served as Auburn's running backs coach. He also served as the Tigers' recruiting co-ordinator in 2015-16. In 2018, Ja'Tarvious Whitlow earned All-SEC freshman recognition.

From 2013-18, Horton coached four running backs that paced the SEC in rushing: Heisman Trophy finalist Tre Mason (2013), Cameron Artis-Payne (2014), Kamryn Pettway (2016) and Kerryon Johnson (2017). Mason and Johnson both earned SEC Offensive Player of the Year honors during Horton's tenure.

In 2013, Auburn became the first and only SEC team to lead the nation in rushing. In 2017, Horton coordinated special teams for the Tigers and coached kicker Daniel Carlson, who was the SEC's special teams player of the year. Horton became the only assistant in league history to coach the SEC offensive and special teams players of the year in the same season.

From 2007-12, Horton served a similar capacity at the Arkansas where he starred as an undergraduate in the late 1980s. At Arkansas, where he was also recruiting coordinator, Horton was one of just two coaches in the nation to coach four different 1,000-yard rushers from 2007-10, including 2007 Doak Walker Award winner Darren McFadden and All-American Felix Jones.

Horton has played or coached in 19 bowl games, including the 2013



The Horton File

Coaching Experience

Air Force

RBs/Spe. Teams Coord... 2021-Pres.
 Receivers/RBs 1999-2005

Vanderbilt

Running Backs..... 2019-20

Auburn

Running Backs..... 2013-18

Arkansas

Running Backs..... 2007-12

Kansas State

Running Backs..... 2006

Appalachian State

TEs/RBs/WRs/Rtrns ... 1990-98

NCAA national championship game.

Horton has also succeeded in preparing running backs for the NFL. Thirteen different running backs coached by Horton have become NFL starters, including McFadden, Jones, Peyton Hillis, Mason, Artis-Payne, Payton Barber and Johnson.

Prior to coaching at Arkansas, Horton spent the 2006 season as the running backs coach at Kansas State and was the wide receivers and running backs coach at Air Force from 1999-2005. The Falcons led the nation in rushing in 2002. He began his coaching career at Appalachian State in 1990, helping the program to a 67-32 record during eight seasons, including Southern Conference championships in 1991 and 1995 and five NCAA Division I-AA playoff appearances.

Horton was a four-year letterwinner at Arkansas, starting as a split end and punt returner from 1987-89. As a senior captain, Horton earned second-team All-SWC honors. During Horton's Arkansas playing career, the Razorbacks compiled a 38-11 record, won back-to-back SWC titles (1988-89) and appeared in four straight bowl games. His senior class is the winningest in program history. In 2019, Horton was inducted into the inaugural Conway, Ark., High School Wampus Cat Hall of Fame and in 2021, he was inducted into the Arkansas Sports Hall of Fame.

Horton and his wife, Lauren, are the parents of a daughter, Caroline, and a son, Jackson.

CHARLIE JACKSON

**Asst. Head Coach/DBs | 2nd Year
23rd Career Year**
Alma Mater: Air Force, 2000
Hometown: Vienna, GA



Charlie Jackson enters his second year at Air Force as assistant head coach and defensive backs coach. Jackson's first year was highly successful, as he coached Trey Taylor to second-team all-conference honors and helped guide the defensive unit to a national title in total defense by allowing only 254.4 yards per game. The defense ranked number one nationally in least first downs allowed, second nationally in passing defense, third in scoring defense, third in 3rd down conversion defense, and number five in rushing defense.

He came to the Academy from Kentucky State, where he served as head coach the prior three seasons. Jackson garnered national recognition for his total rebuild and overhaul of the Kentucky State program. He is the winningest (percentage) head football coach at Kentucky State since 1945, with a minimum 20 games. Jackson arrived at Kentucky State with the football program in the midst of an abysmal downward spiral that culminated in a 0-10 season in 2018. He took over a program on a 12-game losing streak and a record of 1-16 in the previous 17 games.

In Jackson's first year leading the program, the team's win total improved by seven games, the highest total win improvement in the country. His team posted victories over multiple Division I opponents for the first time in school history, and his team's 70 percent winning percentage (7-3) was the program's best in 41 years. After not competing in 2020 due to COVID-19, the next season produced more winning and the team's 14-win improvement over two seasons ranked No. 1. Jackson's team set university records for points in an away game (76), points in a home game (63), total yards in a game (746), rush yards in a game (662), Division 1 victories, most players with a 3.0 GPA (35), and many more.

Jackson was just as successful off the field. He created a program known as MaxOut Foundation - A plan of action for collegiate student-athletes: helping people, positively impacting society, and leading by example. MaxOut Foundation has been recognized throughout Kentucky and nationally for its efforts to develop well-rounded student-athletes. It has been lauded for teaching citizenship and increasing sense of belonging while broadening perspectives and asking student-athletes to consider the roles of military service, social programs, economic growth, infrastructure, and education with regard to community

building. Included in MaxOut Foundation's many development and community engagement initiatives are team activities at Thomson-Hood Veterans Center, a Veterans facility providing nursing care/rehabilitation for Kentucky Veterans, former POWs, and wounded Veterans.

Jackson was defensive assistant/defensive backs coach with the Atlanta Falcons of the National Football League (NFL) prior to Kentucky State. With the Atlanta Falcons, the defensive unit ranked NFL Top 10 in scoring defense (eighth) and total defense (ninth) for the first time in 20 years. The Atlanta defensive unit finished fifth in red zone defense and ninth in rushing defense. Atlanta defensive back, Keanu Neal, was selected to his first Pro Bowl, and defensive back, Damontae Kazee, tied for the NFL lead with 7 interceptions. Jackson served on the NCAA Headquarters Enforcement staff before joining the Atlanta Falcons. He was the NCAA's football liaison to the Southeastern Conference (SEC) and Mountain West Conference (MWC). His background also includes multiple defensive coaching roles with the Green Bay Packers and Denver Broncos, along with coaching fellowships with the Atlanta Falcons and St. Louis Rams. Additionally, he served as a college scout for the Seattle Seahawks organization. With the Green Bay Packers, the defensive unit ranked seventh in the NFL in total defense and ranked first in passing defense - the organization's best in 27 years. During his time as a college scout with the Seattle Seahawks, the organization drafted future NFL All-Pro players Richard Sherman, Bobby Wagner, Russell Wilson, and more. Jackson has collegiate experience at Colorado, UCLA, Utah State, Buffalo, and Air Force. Jackson was a defensive assistant and junior varsity coach at the Academy in 2004.

Jackson is a 2000 graduate of the Air Force Academy, where he earned a bachelor's degree in management. He later earned a master's degree in management and sports studies from California State Long Beach. Jackson was a three-year letterman in football and

The Jackson File

- Coaching Experience**
Air Force
 Asst. Head Coach/DBs2022-pres
 Recruiting Coord/JV2004
- Kentucky State**
 Head Coach2019-21
- Atlanta Falcons**
 Defensive Asst2017-18
- NCAA Headquarters**
 Asst. Dir./Enforcement2013-16
- Colorado**
 Volunteer Asst.2012
- Seattle Seahawks**
 Scout2010-12
- Denver Broncos**
 Defensive Asst2007-08
- Utah State**
 Spec. Asst. to HC2006
- Buffalo**
 Defensive Coord./DBs2006
- Green Bay Packers**
 Defensive Quality Con.2005
- UCLA**
 Volunteer Asst.2002-03

also participated in indoor track and field. Following his senior football season, Jackson was selected by his teammates as a permanent team captain and recipient of Air Force football's highest honor, the Brian Bullard Award, as the player who displays unselfishness, pride in his role, total team commitment, and 110 percent effort.

Jackson served in the Air Force before entering the coaching arena in 2004. He ascended to the rank of captain while being stationed more than four years at Tyndall Air Force Base, Fla., and Los Angeles Air Force Base, Calif. His duties included assisting in negotiations with three foreign government agencies in support of international treaty agreements.

Jackson is a native of Vienna, Georgia. He is a 1995 academic honors graduate of Macon County High School in Montezuma, Georgia. As a football player at Macon County, he was selected to the Georgia Academic All-State football team and many on the field accolades, including Georgia Region 1A Football Player of the Year and Georgia Class-A Football Defensive Player of the Year honors.

Jackson is a member of the Fellowship of Christian Athletes (FCA). His professional associations include the American Football Coaches Association (AFCA), NFL Coaches Association (NFLCA), National Association of Collegiate Directors of Athletics (NACDA), National Association of Athletics Compliance (NAAC), Minority Coaches Association of Georgia (MCAofGA), and the National Association of Collegiate Women Athletics Administrators (NACWAA)/Women Leaders in College Sports.

BRIAN KNORR

**Defensive Coord./ILBs | 12th Year
24th Career Year**
Alma Mater: Air Force, 1986
Hometown: Lenexa, KS

Brian Knorr enters his second year as defensive coordinator in 2023 and third year as linebackers coach. He coached outside linebackers in 2019 and spurs in 2018. This is Knorr's third stint with the Air Force football program. His first year as defensive coordinator in 2022 was highly successful, as the Falcons had one of the nation's top defenses. Air Force was first in total defense (254.4), second in passing defense (159.1) and third in scoring defense (13.4). The 13.4 points per game average is the sixth best in program history and best since 1997. The Falcons held 12 of 13 opponents under 21 points last season and have held 22 of 26 under 21 points the last two seasons.

Knorr returned to the Academy from Arizona, where he served as the special teams coordinator and coached the STUD position, a hybrid defensive end and linebacker role.

Knorr has over 25 years of collegiate coaching experience that includes four seasons as the head coach at Ohio University, along with six seasons of defensive coordinator responsibilities at Ohio, Wake Forest and Indiana. Prior to his stint as Arizona, Knorr spent the 2016 season as a quality control assistant at Ohio State.

Prior to the one-year stint at Ohio State, Knorr was the defensive coordinator at Indiana dur-



ing the 2014-15 seasons, where he tutored the defensive ends and outside linebackers. In his first season, the Hoosiers made significant improvements in scoring defense (+6.0), rushing yardage (+55.1) and total yardage per game (+94.1), as well as third down conversion percentage (+10.4), sacks (+3) and tackles for loss (+13). His second season helped Indiana to a bowl berth and a six-win season for the first time in seven years.

Before his two-year stay at Indiana, Knorr served in several coaching roles at Wake Forest over six seasons. In 2008, he joined the Demon Deacons staff as wide receivers coach where he worked on the offensive side of the ball for three years, then switched sides to become co-defensive coordinator and inside linebackers coach in 2011. He was named defensive coordinator in 2012, while he continued to coach the inside linebackers, then oversaw the outside linebackers in his final season of 2013.

As the defensive coordinator at Wake Forest, the Demon Deacons produced some staunch numbers. In 2013, Wake Forest allowed only 24.1 points per game (38th nationally), 143.2 rushing yards (34th), 223.0 passing yards and 366.2 total yards (32nd) per game. A year prior, Knorr's system produced 23 turnovers to rank second in the ACC with 12 forced fumbles. In conference games, Wake Forest ranked in the top half of the conference in eight of the 12 major defensive categories.

Knorr made the second stop of his coaching career at Air Force, his alma mater, for three seasons from 2005-07. He was initially hired to coach outside linebackers and strong safeties for two seasons, then was named assistant head coach and mentored the inside linebackers in 2007.

Prior to his return to Air Force, Knorr put together a 10-year tenure at Ohio University highlighted by four seasons as the program's head coach from 2001-04 as he became the first Air Force Academy graduate to be named a head football coach at the Division I level.



The Knorr File

Coaching Experience

Air Force

Defensive Coord./ILBs2022-pres.
Inside Linebackers2020-pres.
Outside Linebackers2019
Spurs2018

Arizona

Special Teams Coord.....2017

Ohio State

Quality Control/Kicking.....2016

Indiana

Def. Coord./DEs/OLBs.....2014-15

Wake Forest

Def. Coord./OLBs2013
Def. Coord./ILBs2012
Co-Def. Coord./ILBs2011
Wide Receivers2008-10

Air Force

Asst. Head Coach/ILBs2007
OLBs/Safeties.....2005-06

Ohio

Head Coach.....2001-04
Inside Linebackers1995-00

Air Force

JV/Varsity Asst.1992-94

Previously, he was the Bobcats' defensive coordinator in 1999-2000 and a linebacker's coach from 1995-98.

The Bobcats' defense ranked in the top five in the Mid-American Conference in scoring, rushing and total defense every year in his time as coordinator, and five players earned all-conference accolades. Additionally, Knorr oversaw Ohio's special teams, including in 2001 when the Bobcats led the NCAA in punting. Punter Dave Zastudil earned first team All-America honors that season and went on to an 11-year professional career with the Baltimore Ravens, Cleveland Browns and Arizona Cardinals. He is one of seven players overall coached by Knorr to go on to professional careers.

Knorr began his coaching career at the Academy, serving as assistant offensive line coach, head junior varsity coach and administrative assistant to the head coach from 1992-94. He joined the Falcons following five years as a captain on active duty, stationed at Wright-Patterson Air Force Base in Dayton, Ohio.

As a three-year letterman, Knorr quarterbacked Air Force to three bowl appearances. He served as a team captain his senior season.

Knorr received a bachelor's degree in management from the Air Force Academy in 1986 and an M.B.A. from Dayton in 1991. He and his wife, Julie, have a daughter, Katie, and twins, Reagan (daughter) and Brett (son).

KEN LAMENDOLA

Inside Linebackers | 2nd Year
10th Career Year
Alma Mater: Air Force, 2011
Hometown: Westlake, OH



Ken Lamendola enters his second year as inside linebackers coach at Air Force. Lamendola had an outstanding initial year, helping to lead a defense that ranked No. 1 nationally in total defense (254.5), second in passing defense (159.1), third in scoring defense (13.4) and sixth in rushing defense (95.3). The 13.4 points per game average is the sixth best in program history and best since 1997. The inside linebackers corps was highly successful, led by senior TD Blackmon, who finished second on the team in tackles with 68 and tackles for loss with 9.5 for 55 yards. Blackmon was an honorable mention all-conference selection and ranked as the sixth highest-graded linebacker in the nation by Pro Football Focus. Junior Alec Mock was third on the team in tackles with 65 despite missing two games due to injury.

Lamendola came to the Academy from Furman, where he spent five years as the Paladins' inside linebackers coach and three as recruiting coordinator.

In his first year on staff, Lamendola was forced to manage early season-ending injuries to three senior starters — a task he accomplished in solid fashion by overseeing the development of a pair of Southern Conference All-Freshman Team performers, including Elijah McKoy, who finished the season with

81 tackles on the Paladins' 8-5 squad that advanced to the FCS playoffs, and Reynard Ellis, who was on the Jerry Rice Award watch list.

In 2018, he helped first-year starter Donovan Perryman play a key role in the squad's strong stretch run that saw the Paladins register five wins over their final six games to claim a share of the program's 14th SoCon championship.

In 2019, freshman inside linebacker Braden Gilby fashioned an impactful first season, earning SoCon All-Freshman honors and was a Phil Steele Freshman All-American team member while helping Furman to an 8-5 campaign, an at-large berth to the FCS playoffs, and AFCA No. 19 final national ranking. This past season, freshman linebacker Nicky Kuzemka earned SoCon all-conference honors.

The quality work Lamendola has turned in with his players on the field has been mirrored by the stellar recruiting effort he has directed the last two years. Furman's 2019 class was rated 16th nationally while the 2020 class was second nationally.

Lamendola came to Furman from Air Force Academy Preparatory School, where he coached inside linebackers for two seasons from 2015-17.

Lamendola's playing career spanned five seasons (2007-11) and was highlighted by a sophomore campaign that saw him rack up 118 tackles and earn honorable mention All-Mountain West Conference honors as an inside linebacker before injuries curtailed his playing time.

The Westlake, Ohio,



The Lamendola File

Coaching Experience

Air Force
 Inside Linebackers2022-pres.
 Defensive Analyst2015-17

Furman

Inside Linebackers2017-21

Air Force Prep School

Inside Linebackers2015-17

product totaled 24 tackles before a season-ending knee injury as the 2009 Air Force squad defeated 25th-ranked Houston, 45-20, to win the Armed Forces Bowl. The next year he was a member of a Falcons' squad that went 9-4 and beat Georgia Tech, 14-7, in the Independence Bowl, and in 2011 he served as team captain in helping Air Force capture the Commander-in-Chief's Trophy, which is awarded annually based on head-to-head results among the three service academies.

Lamendola is a December 2011 graduate of the Academy, where he earned a bachelor's in management. He has completed graduate level studies in United States Air Force Fundamentals of Acquisition Management at Wright-Patterson Air Force Base in Dayton, Ohio, and holds a master's degree in human resources from the University of Oklahoma.

He served one year as a program manager for Air Force One in the Very Important Person Special Air Mission (VIPSAM) and Special Duty Division at Tinker Air Force Base in Oklahoma. An 18-month stint as executive officer in the VIPSAM Special Duty Division followed before he was assigned program manager duties in the E-4B Commercial Derivative Aircraft Division in Sept. of 2014. Among his many tasks there were enabling critical decision making capability to the Secretary of Defense and the National Airborne Operations Center for the \$150 million/year E-4B fleet and spearheading a \$400 million-dollar Low Frequency Transmit System replacement.

STEED LOBOTZKE

Offensive Line | 9th Year
28th Career Year
Alma Mater: Air Force, 1992
Hometown: Roseville, CA

Steed Lobotzke enters his ninth year at Air Force and seventh as the offensive line coach. Lobotzke coached tight ends his first two years at the Academy.

The offensive line has helped Air Force to three straight national rushing titles, becoming only the second program to lead the nation three consecutive years and first since 2008. The Falcons averaged 326.7 yards per game last year and the offensive line was a semifinalist for the Joe Moore Award, given annually to the top unit in the nation. The offensive line went wire-to-wire leading the nation setting a record of 15 consecutive weeks in the top spot.

The Falcons averaged 327.7 yards per game in 2021 and led the nation for a then-program-record 10 consecutive weeks. The line became the first Group of 5 squad to become a finalist for the Joe Moore Award. The line, nicknamed The Diesel, was outstanding all season, as the unit had eight different starting lineups, including three different centers.

Air Force earned the national rushing title in 2020 with a 305.7 per-game average. The Falcons won their fourth straight conference rushing title. The group allowed just two quarterback sacks to lead the Mountain West and rank third nationally. The Falcons led the conference and ranked 17th nationally in time of possession with a 32:30 mark while producing



five 100-yard rushing games in 2020.

Lobotzke coached senior Isaac Cochran, a second-team Walter Camp All-America selection and first-team all-conference honoree. Cochran is just the fifth Walter Camp All-America selection in program history and he is the first Air Force offensive lineman to earn first or second-team All-American honors since 1982. Lobotzke's first season at the Academy as tight ends coach saw tight end Garrett Griffin develop into a free-agent signee by the New Orleans Saints.

Lobotzke came to the Academy after spending the 2014 season at Winston-Salem State where the Rams made a trip to the CIAA Championship. He spearheaded the Ram offense that recorded eight-straight 400-plus yard games and Winston-Salem State ended the year with a No. 10 national ranking.

Prior to WSSU, Lobotzke spent 13 years at Wake Forest, including 11 seasons as the Deacons' offensive coordinator and offensive line coach. He also coached the running backs, tight ends and fullbacks. During his tenure, the Wake Forest offense broke many school and ACC records.

In 2012, junior wide receiver Michael Campanaro caught 7.9 passes per game, which led the ACC and was the second-best mark in ACC history. His 79 receptions in 2012 were the fourth-highest single-season mark for a Wake Forest player and were achieved despite the fact that he missed almost three games with an injury.

The 2011 team came within a field goal of playing for the ACC championship and went to the Music City Bowl.

In 2006, Wake Forest won 11 games and the ACC Championship. The offense produced 4,298 yards, the third-highest total in school history, and put up Wake Forest's fourth-best



The Lobotzke File

Coaching Experience

Air Force

Offensive Line 2017-Pres.
 Tight Ends 2015-16
 Graduate Assistant 1993

Winston-Salem State

Off. Coord., Off. Line..... 2014

Wake Forest

Off. Coord, Off. Line 2003-13
 Offensive Line 2001-02

Ohio

Offensive Line 1997-00

scoring season with 302 points. Wake Forest also ranked sixth in the nation in fewest turnovers. Freshman quarterback Riley Skinner was named ACC Rookie of the Year after leading the ACC in pass efficiency (139.6) and breaking the Wake Forest record for completion percentage (65.8 percent). On November 13, 2006, Lobotzke was chosen as the Master Football Coaches MCS Nike Offensive Coordinator of the Week after Wake Forest defeated Florida State 30-0 in Tallahassee.

Lobotzke went to Wake Forest along with head coach Jim Grobe after serving under Grobe the previous four years at Ohio University as the centers and guards coach. In his four seasons at Ohio, the offensive line paved the way for four of the top five rushing seasons in school history.

Lobotzke's ties with Grobe go back to their days at the Air Force Academy when Grobe personally recruited him. The northern California native attended the Academy and lettered on the football team in 1990-1991, playing on the offensive line. As a player, Lobotzke helped lead Air Force to three Liberty Bowl appearances. He earned second-team All-Western Athletic Conference honors as a junior and was named to the first team as a senior before being invited to play in the East-West Shrine Football Classic.

After graduating from the Academy in 1992 with a degree in economics, Lobotzke began his coaching career at his alma mater. He served as a graduate assistant in the 1992-93 season, helping lead the team to another Liberty Bowl berth in 1992. Following his tour of active military duty, Lobotzke joined the Ohio staff in 1997.

Lobotzke is married to the former Kristin Hazen of Warren, Ohio. They have two daughters, Capri, a sophomore at Ole Miss, and Gia, 15; and one son, Anthony, eight.

MATT MCGETTIGAN

**Strength and Conditioning | 17th Year
37th Career Year**
Alma Mater: Luther College, 1987
Hometown: Darlington, WI

Matt McGettigan is in his 17th season as the strength and conditioning coach for the Falcon football team.

Widely considered one of the best in the country, McGettigan helped transform the Falcon program. Prior to his coming to the Academy, the Falcons had posted a 12-24 record over the second half of the season from 2001-06. Since his arrival, the Falcons have won over 75 percent of their games over the second half of the season. Air Force is 18-3 the last three seasons over the last half of the season, including three straight bowl wins over Power 5 programs. In addition to being in better physical shape, the Falcons have seen fewer significant injuries.

McGettigan has played a key factor in some of the more remarkable physical accomplishments since coming to the Academy. All-American fullback Brad Roberts played 30 career games, never missing one due to injury. Roberts set the program record for career carries with 707, while posting the two-highest carry seasons in Air Force history. He rushed for 1,352 yards on 298 carries in 2021, then topped both marks with school records of 345 carries for 1,728 yards last season.



His work with 2007 All-American Chad Hall, a 5-foot-8, 185-pound do-everything runner who averaged over 32 touches per game over the last seven weeks of the 2007 season, is also impressive. Hall went on the play in the National Football League for several seasons.

McGettigan also helped develop Ben Garland, who played nine seasons in the NFL, most recently for the San Francisco 49ers. Garland was a defensive lineman in college and has played both offense and defense in the NFL. Garland has been a part of three Super Bowl teams, including the 54th edition with San Francisco. McGettigan worked close with long snapper Austin Cutting, who was a rookie with the Minnesota Vikings in 2019. He was the team's starting long snapper for two seasons.

McGettigan received the ultimate affirmation of excellence when he earned recognition as the 2001 National Collegiate Strength and Conditioning Coach of the Year by the Professional Football Strength and Conditioning Coaches Society. The award underscored the respect McGettigan has from his peers.

McGettigan joined the Iowa State staff in 1996 with head coach Dan McCarney. He spent 11 years with the Cyclones before coming to Air Force in the summer of 2007.

Prior to his stint in Ames, he was an assistant strength and conditioning coach at Notre Dame from 1991-95. Before his work with the Fighting Irish, McGettigan served as the strength and conditioning coordinator for Wisconsin-Platteville from 1987-90.

McGettigan completed his undergraduate work in physical

The McGettigan File

Coaching Experience

Air Force
Strength/Conditioning 2007-Pres.

Iowa State

Strength/Conditioning 1996-06

Notre Dame

Strength/Conditioning 1991-95

Wis.-Platteville

Strength/Conditioning 1987-90

education at Luther College in Decorah, Iowa, in 1987, where he was a three-year starter on the football team. He is a member of the National Strength and Conditioning Association. In January 1989, McGettigan received his certification as strength and conditioning specialist. He earned his master's degree in 1989 from Wisconsin-Platteville.

A native of Darlington, Wis., McGettigan is married to the former Darla Hook of Charles City, Iowa. They have two children, Mariah and Colin.



ASSISTANT COACHES

ALEX MEANS

Defensive Line I 6th Year
7th Career Year
Alma Mater: Air Force, 2013
Hometown: Mankato, MN

Alex Means is in his second season as defensive line coach at Air Force after spending the previous two seasons as the outside linebacker's coach. This season is his sixth overall as an assistant. He was the assistant defensive line coach his first two years.

Means helped the Air Force defense to a No. 1 national ranking in total defense (254.5), second in passing defense (159.1), third in scoring defense (13.4) and sixth in rushing defense (95.3). The 13.4 points per game average is the sixth best in program history and best since 1997. Means helped the development of sophomore Payton Zdroik, who ranked second on the team in tackles for loss with 10 for 47 yards and sacks with 5.5 for 37 yards.

Means developed all-conference outside linebacker Vince Sanford, who was one of the most disruptive players in the nation in 2021. He was among the league leaders in several categories, ranking sixth in forced fumbles (.31) and fourth in sacks (.73) and tackles for loss (1.3). Sanford led the team with 17 tackles for loss for 118 yards which ranks sixth in program history. He also had 9.5 sacks for 91 yards which ranks eighth in school history.



Means has been key to an outstanding Air Force defense the last three seasons. The Falcons finished the 2021 campaign fourth in the nation in total defense, allowing just 296.5 yards per game. The team was ninth in rushing defense (102.2 ypg.), 16th in scoring defense (19.8 ppg.) 19th in passing yards allowed (194.4 ypg.) and 28th in sacks with a total of 37, the most since the 2015 season.

The 2020 defense was among the top units in program history, finishing third nationally in scoring defense with a 15.0 average. The 15.0 mark is the best at the Academy since 1997. The team also ranked fifth nationally in passing yards allowed (166.8) and fourth in redzone defense (.692). The defense was third in the conference and 20th nationally in scoring defense with a 19.8 norm in 2019. The unit allowed just 100.5 yards per game, which is the best single season mark in program history, breaking the mark of 109.0 set in 1985. The defense allowed just 319.6 yards per game which is the best single season mark in the program since 2009.

In 2019 Means developed a defensive line unit that was anchored by two all-conference defensive linemen, Mosese Fifita and Jordan Jackson. Fifita recorded 48 total tackles and had 7.5 tackles for loss and 6.0 sacks which are the best marks by an Air Force defensive lineman since all-conference performer Ben Garland in 2009. Fifita was the first Falcon defensive lineman to earn first-team all-conference honors since 2015. Jackson was drafted in the sixth round, No. 194 overall, by the New Orleans Saints in the NFL Draft. Jackson closed his career as one of the all-time leaders in



The Means File

Coaching Experience Air Force

Defensive Line.....2022-pres.
 Outside Linebackers2020-21
 Asst. Defensive Line2018-19
 OLBs, USAFA Prep2017
 Graduate Assistant2014

tackles for loss and sacks yardage at Air Force. He recorded 29.5 tackles for loss for 181 yards which is eighth in program history. He had 15.5 sacks for 137 yards which ranks second at Air Force.

Means is a 2008 high school graduate from East High School in Mankato, Minnesota. As a four-year letterman at the Air Force Academy, Class of 2013, Means was a two-time captain and led the team in tackles, tackles for loss, sacks, interceptions, and pass break ups over his career. He was named the team's most valuable player. A second-team all-Mountain West selection in 2012 as a senior, Means was selected to play in the Raycom College All Star Game. He earned his bachelor's degree in sociology.

Means began his coaching career at the Air Force Academy in 2014, serving as a graduate assistant coach for outside linebackers. He then served as a logistics readiness officer at Offutt Air Force Base, Neb., before serving as the Logistical Commander and Director of Operations for the Air Force's Deployment Transition Center in Ramstein Air Base, Germany.

Means and his wife, Perri, have two daughters, Leo and Scotland, and three sons, Dallas, Atlas, and Haakon.

BRETT SKENE

**Asst. Offensive Line/Specialists | 6th Year
6th Career Year**
Alma Mater: Air Force, 2011
Hometown: Littleton, CO

Brett Skene enters his second season as the specialists coach and assistant offensive line coach. He served as an offensive assistant in 2021. This season is his sixth overall with Air Force football. He served as an offensive analyst prior from 2018-20.

His work with the offensive line has been impressive. The Falcons averaged 326.7 yards per game last year to win a third straight national rushing title. The unit was a semifinalist for the Joe Moore Award, given annually to the top unit in the nation. The offensive line went wire-to-wire leading the nation setting a record of 15 consecutive weeks in the top spot. Air Force also led the nation in time of possession for the second straight year with a 36:33 mark.

Skene helped the Air Force offense to averages of 31.0 points per game, which ranked fourth in the conference, and 423.5 total yards, which was also fourth in 2021. The Falcons won their second straight national rushing title with a 327.7 average to rank as the only team in the nation to average 300-plus for a second consecutive year.

Skene helped develop kicker Matthew Dapore, who was named a semifinalist for



the Lou Groza National Placekicking award in 2022. Dapore was an all-Colorado selection, in addition to earned academic all-conference and all-district honors.

Skene came to the football program full time after serving as an instructor of management at the Academy from 2018. Prior to that, he served as an acquisition manager at Los Angeles Air Force Base, Calif., from 2015-18. He began his military career as an acquisition manager at Patrick AFB, Fla., from 2011-15.

Skene is a 2011 graduate of the Academy where he earned his degree in management. He played football from 2007-08, than served as a student assistant from 2009-10. He later earned his master's in business administration (MBA) from Louisiana-Monroe in 2014.

His post-graduate coaching career began at Chadwick School in Peninsula Palos Verdes, Calif., as an offensive coordinator from 2016-18 while stationed in California.

Skene is a native of Littleton, Colo., and a 2007 graduate of Mullen High School.



The Skene File

Coaching Experience

Air Force

- Specialists/Assistant OL2022-pres.
- Offensive Assistant2021
- Football Analyst2018-20

Chadwick High School

- Offensive Coordinator2016-18

TAYLOR STUBBLEFIELD

Wide Receivers | 1st Year
17th Career Year
Alma Mater: Purdue, 2005
Hometown: Yakima, WA



Taylor Stubblefield is in his first season as wide receivers coach at Air Force. This is his second stint in the program, as he previously served as wide receivers coach in 2017-18.

During his first stint at Air Force, he helped develop a wide receiving corps that featured record-setters Marcus Bennett and Geraud Sanders. Bennett, the team's leading receiver in 2017, had five catches for 161 yards and two touchdowns vs. Navy. His 161 yards are the 13th most in school history and his 32.2 yards per catch ranks third all-time. Sanders was one of nine receivers to score a touchdown on the first catch of his career in 2017.

Stubblefield comes to the Academy from Penn State, where he was receivers coach and offensive recruiting coordinator the last three seasons. During the 2021 season, he helped develop third-team All-America wide receiver Jahan Dotson, who was a Biletnikoff Award and Walter Camp player of the year semifinalist and finished his stellar career third all-time at Penn State in career receiving touchdowns (23) and fourth in receptions (175) and receiving yards (2,620). He was later selected in the first round of the NFL draft.

He also helped tutor true freshmen DeAndre Lambert-Smith and Parker Washington, who became the first pair of true freshmen receivers to start in a game for Penn State since 2014. Washington earned freshman All-

America honors and set a freshman record at PSU with nine touchdowns.

Prior to Penn State, Stubblefield was the wide receivers coach at Miami, helping the Hurricanes to the Independence Bowl. Prior to his first stint at Air Force, Stubblefield was wide receivers coach for the Canadian Football League's (CFL) Toronto Argonauts in 2016 and was at Utah from 2014-15. He guided Britain Corey to Pac-12 all-Freshman team honors while at Utah.

Prior to coaching at Utah from 2014-15, he coached at Central Washington (2007), Eastern Michigan (as a graduate assistant in 2008), Illinois State (2009-10), Central Michigan (2011), New Mexico (2012) and Wake Forest (2013).

While at Wake Forest, his leading receiver, Michael Campanaro, was named second-team all-Atlantic Coast Conference. While at Central Michigan, Stubblefield coached three third-team all-Mid-American Conference receivers in Titus Davis, Courtney Williams and Cody Wilson. Davis was a Phil Steele Freshman All-American.



In his two years at Illinois State, Stubblefield mentored three all-Missouri Valley Football Conference honorees, including first-team receiver Eyad Salem. Salem set a school record for receptions in a season with 92. Stubblefield also had two receivers named to the MVFC all-Newcomer team during his time at Illinois State.

As a player at Purdue, Stubblefield was a consensus All-American and a 2004 finalist for the Biletnikoff Award, presented to the most outstanding receiver in college football. He finished his career (2001-04) with an NCAA record 316 receptions. He is

The Stubblefield File

Coaching Experience

Air Force

Wide Receivers2023-pres.

Penn State

WRs/Off. Rec. Coord.....2021-22

Wide Receivers2020

Miami, FL

Wide Receivers2019

Air Force

Wide Receivers2017-18

Toronto Argonauts

Wide Receivers2016

Utah

Wide Receivers2014-15

Wake Forest

Wide Receivers2013

New Mexico

Wide Receivers2012

Central Michigan

Wide Receivers2011

Illinois State

Wide Receivers2009-10

Eastern Michigan

GA/Wide Receivers.....2008

Central Washington

Wide Receivers2007

the all-time leader in the Big Ten in receptions and ranks second in Big Ten history with 3,629 receiving yards.

Stubblefield's performance against Washington State in the 2001 Sun Bowl (nine receptions, Sun Bowl-record 196 yards, two touchdowns, Sun Bowl-record 244 all-purpose yards) earned him a spot on the Sun Bowl's 75th anniversary team. His 16 receiving touchdowns in 2004 are a Purdue single-season record.

After graduating from Purdue in 2005 with a degree in organization leadership and supervision, Stubblefield had professional stints with the NFL's Carolina Panthers and St. Louis Rams as well as the Canadian Football League's Hamilton Tiger-Cats.

A native of Yakima, Wash., Stubblefield and his wife, Georgia, have a son, Jagger.

MIKE THIESSEN

**Offensive Coordinator/QBs | 17th Year
19th Career Year**
Alma Mater: Air Force, 2001
Hometown: Modesto, CA

Mike Thiessen is in his 17th season as an assistant coach at the Academy. This season is his 10th as the solo offensive coordinator after four years of sharing the duties, and his seventh as the quarterback coach. Thiessen is the longest tenured offensive coordinator in the nation.

As offensive coordinator, Thiessen has led a unit over the last nine years that has been in the top four of the nation in rushing each year, averaged 30-plus points per game, been in the top three nationally in passing yards per completion and among the top 10 in third-down percentage. This has been one of the most productive offensive eras in Academy history. The Falcons have won three straight national rushing titles, becoming just the second program to win three titles and first since 2008. The Falcons have been the only team to average 300-plus nationally the last three seasons. The Falcons led the nation in time of possession in 2021 with a 36:35 and again last year with a 36:33 average. Thiessen received national recognition in 2021 as a Broyles Award candidate for assistant coach of the year.

He guided quarterback Haaziq Daniels to one of the most successful careers in program history. Daniels finished his career ranked fifth in quarterback winning percentage (71.0), second in wins (22), ninth in total offense (4,176), third in efficiency rating (152.80) third in average gain per completion (20.1) and third in interception avoidance (.033). Daniels was selected as the game's most valuable



player in the bowl wins over Louisville in the First Responder Bowl in 2021 and Baylor in the Armed Forces Bowl in 2022.

Thiessen also helped quarterbacks Karson Roberts and Arion Worthman to bowl most valuable player honors. Roberts finished his senior campaign leading the team to a Mountain West division championship while Worthman finished the 2017 season in the top 10 in the conference in four categories. As receivers coach, Thiessen was instrumental in the development of Jalen Robinette, who finished his career as the all-time leading receiver in school history with 120 catches for 2,697 yards and 18 touchdowns.

He was also a key contributor in the development of All-American Chad Hall, the conference offensive player of the year in 2007. Hall caught 50 passes, the sixth most in school history, for 524 yards, while rushing for 1,478 yards, which ranks second all-time in school history. Hall played six seasons in the NFL and earned a Super Bowl appearance with the San Francisco 49ers.

A two-sport star during his collegiate career, Thiessen was an All-American baseball player

as a centerfielder in the spring of 2000 and was the Mountain West Conference football offensive player of the year in the fall of 2000. A two-year starter at quarterback, Thiessen led the team in rushing and was among the conference leaders in rushing yards and touchdowns in 2000.

He capped off his career by earning offensive most valuable player honors while leading Air



The Thiessen File

Coaching Experience

Air Force

- Off. Coordinator/QBs.....2015-Pres.
- Off. Coordinator/WRs.....2014
- Asst. Head Coach/WRs2011-13
- Co-Offensive Coord.
- Offensive Coord/WRs2008-10
- Wide Receivers2007-08
- AFA Prep Off. Coord.....2004-06

Force to a 37-34 win over Fresno State in the Silicon Valley Classic. Thiessen finished the game with 99 yards rushing and 204 yards passing.

Thiessen was a team captain as a senior, while rushing for 713 yards and 10 touchdowns and passing for 1,687 yards and 13 scores in 2000. On the diamond, he set 10 Academy records (six career and four single-season), including a 33-game hitting streak which stood for 17 years. He was inducted into the Air Force Athletics Hall of Fame in 2017, as part of the school's sixth class, and served on the selection committee for the class of 2019.

After graduation in 2001, Thiessen was a 42nd round draft pick of the Arizona Diamondbacks in 2001. He played in 27 games with the Yakima Bears "A" team and led the squad with a .308 batting average. His first military assignment was at Luke Air Force Base, Ariz., working in the 62nd Fighter Squadron.

He entered the World Class Athlete Program and played with the Lancaster Jethawks, an advanced A affiliate of the Diamondbacks in 2003. He hit .278 with five homers and 42 runs scored in 85 games. Following that season, he returned to Luke and worked in personnel.

After three years at Luke AFB, Thiessen returned to the Academy to teach and coach at the USAFA Prep School. He served as an instructor in algebra, calculus and chemistry and was the offensive coordinator for the football team for three seasons before joining the Academy staff in 2007.

Thiessen and his wife, the former Kristen McClellan of Jefferson City, Mo., have a son, Andrew, and a daughter, Brooke.

NICK TOTH

Safeties I 3rd Year
24th Career Year
Alma Mater: Ohio, 1999
Hometown: Cleveland, OH

Nick Toth enters his second season as safeties coach at Air Force. Toth returned to the Academy from the University of Akron where he was defensive coordinator and linebacker coach. This is Toth's second stint at Air Force, as he previously served as spurs and nickels coach in 2017.

Toth's first year back was highly successful, as he coached Trey Taylor to second-team all-conference honors and helped guide the defensive unit to a national title in total defense with a 254.4 average. The defense also ranked second in passing defense (159.1), third in scoring defense (13.4) and sixth in rushing defense (95.3). The 13.4 points per game average is the sixth best in program history and best since 1997.

Prior to Akron, Toth worked the previous season at Oregon. He coached All-American defensive end Kayvon Thibodeaux, who was a finalist for the Bednarik and Nagurski awards in 2021.

Toth spent three years (2018-20) with the UCF football program as special teams coordinator. He brought his unique energy to the special team's unit for the 2018 season, helping the Knights complete their second straight undefeated regular season en route to winning another American Athletic Conference Championship and a berth in the 2019 Fiesta Bowl. UCF rose to as high as seventh in both the Associated Press Top-25 and the Amway poll of coaches. UCF then added a 10-3 campaign in 2019 to qualify for a program-record fourth consecutive postseason appearance and won the 2019 Bad Boy Mowers Gasparilla Bowl.

Toth went to Orlando after serving as the spurs/nickels coach at Air Force for one sea-



son in 2017.

Prior to his single season in Colorado Springs, Toth spent five years at Fresno State, the first four as defensive coordinator while also coaching inside linebackers. His defense earned 17 All-Mountain West selections and one 2012 unanimous All-American in safety Phillip Thomas. Thomas was a finalist for the Jim Thorpe Award, won the CFPA Defensive Back Trophy and was the Mountain West Defensive Player of the Year after leading the nation with eight interceptions.

After having only nine turnovers gained in 2011, the year before Toth's hiring, Fresno State came back in 2012 and recorded the greatest turnover turnaround in the Football Bowl Subdivision since the turn of the century. Finishing with 35 takeaways in 2012 (ranking fifth in the FBS), the Bulldogs' differential in turnovers gained in one season under Toth was plus-26.

His 2013 defense ranked sixth in the FBS with more than three sacks per game and 40 for the season and also ranked fourth with 8.2 tackles for loss per game. Over the 2012 and 2013 seasons, Fresno State and Stanford were the only schools in the country that ranked in the top 10 in sacks both years.

Toth coached at Texas A&M where he was the outside linebackers coach while also serving as the Aggies' special teams coordinator in 2010 and 2011.

In his first season in College Station, Toth oversaw the development of linebacker Von Miller, who captured the prestigious Butkus Award during an All-America campaign in 2010. Miller went on to be the No. 2 overall pick of the Denver Broncos in the 2011 NFL Draft. He was also responsible for coaching the No. 1 kicker in the nation, Lou Groza Award winner



The Toth File

Coaching Experience

Air Force
 Safties2022-pres.
 Spurs/Nickels2017

Oregon

OLBs2021

Central Florida

Special Teams Coord.....2018-20

Fresno State

Def. Coord./ILBs.....2012-16

Texas A&M

OLBs/Spec. Teams.2010-11

The Citadel

Special teams/DBs2009

Ashland

Def. Coordinator2007-08

Mercyhurst

Def. Coordinator/DBs2006

Elon

DBs.....2005

Ohio

DL/TEs.....2004/2003

Dakota State

DBs.....2002

Ohio

Graduate Asst.2000-01

Randy Bullock.

Prior to his two seasons at Texas A&M, Toth was the defensive backs coach and special teams coach at The Citadel in 2009.

Toth gained three years of experience working as a defensive coordinator from 2006-08. In 2006, he was the defensive coordinator/defensive backs coach at Mercyhurst (Pennsylvania) College and from 2007-08 he was Ashland (Ohio) University's defensive coordinator.

Toth coached defensive backs at Elon (2005), defensive linemen at Ohio (2004) and defensive backs at Dakota State (2002). He was also the special teams coordinator at Elon, spent the 2003 season as the tight ends coach at Ohio and was a defensive graduate assistant with the Bobcats from 2000-01.

A graduate of Ohio University in 1999 with a bachelor's degree in political science, Toth played running back and defensive back for the Bobcats from 1994-99. He next worked one year on the high school level before returning to Ohio as a graduate assistant coach. He earned his master's degree in athletic administration from Ohio in 2002.

A native of Cleveland, Ohio, Toth and his wife, Jennifer, have three sons; Nicholas IV, Michael and Johnathon, and one daughter, Susan.

E.J. WHITLOW

Defensive Ends I 2nd Year
14th Career Year
Alma Mater: Findley, 2011
Hometown: Detroit, MI

E.J. Whitlow is in his second year as defensive ends coach at Air Force. His first year was highly successful, as he helped the Air Force defense to a No. 1 national ranking in total defense (254.5), second in passing defense (159.1), third in scoring defense (13.4), fourth in third down defense (27.9) and sixth in rushing defense (95.3). The 13.4 points per game average is the sixth best in program history and best since 1997. Defensive end Christopher Herrera finished the season with 27 total tackles, three tackles for loss and 1.5 sacks. He was a three-year starter and helped the Falcons to 31 wins in his three seasons with the first unit. Vince Sanford wrapped up his career as one of the top pass rushers in program history. Sanford had 10.5 tackles for loss and 6.5 sacks to lead the team this season. He finished his career ranked 10th in program history in tackles for loss (35.5), and TFL yardage (163), fourth in sacks (16) and fifth in sack yardage (130).

The Falcons finished the season 10-3 overall to secure 10-plus wins three straight full seasons. The Falcons won a series record 21st Commander-in-Chief's Trophy and were



Armed Forces Bowl champions with a win over Power 5 opponent Baylor.

Whitlow came to the Academy after spending the last four years at Miami University where he served as defensive run game coordinator last season.

Whitlow had a successful stint in Oxford, helping the program to the MAC championship in 2019. He also helped develop several All-MAC players. He engineered eight All-MAC honorees. In addition, last season he coached Dominique Robinson, who was a fifth round draft selection by the Chicago Bears in 2022. In 2018, Doug Costin earned second team All-MAC. A year later, Costin was one of the best players in the entire conference, earning first team accolades and joined the NFL in 2019 with the Jaguars. Kamaron Butler was named second team All-MAC in 2019 and a year later Butler and Lonnie Phelps garnered third team All-MAC honors as Whitlow's front four become one of the most feared units in the conference.

In 2019, Miami recorded 38 sacks, 28 of those coming from the defensive line. Miami's pass rush made national news in a contest versus Akron as the RedHawks recorded 12 sacks in the game. Six of those sacks came from freshman Ivan Pace, who matched an NCAA record for sacks in a game. From 2018-19, Miami ranked second in the MAC with 67 sacks.

Whitlow joined Miami after four years on staff at Grand Valley State University coaching the

The Whitlow File

Coaching Experience

Air Force
 Defensive Ends2022-pres.

Miami, OH

Defensive Line.....2018-21

Grand Valley State

Defensive Line.....2014-17

Notre Dame College

Defensive Line.....2012-13
 Graduate Assistant2010-11

defensive line. Under Whitlow, GVSU's defensive line turned into one of the top defensive lines in the country annually. He tutored nine All-GLIAC honorees in four years, watching the Lakers record 144 sacks in that span. GVSU was the 2016 GLIAC champions.

In 2017, Whitlow's defensive line had three players earn all-conference honors, including a pair of first team award winners. As a team, the Lakers allowed just 13.0 points per game, and due to the pass rush, gave up just four touchdown passes all season.

In 2016, the Lakers limited opponents to 134.3 rushing yards per game, recording 40 quarterback sacks and 96 tackles for loss. In 2015, Whitlow coached Matt Judon (currently with New England), who went on to win the Gene Upshaw Award, given to the nation's top interior lineman. With Judon's help, GVSU would lead the nation in sacks with 49.

Prior to joining Grand Valley State, Whitlow spent four years at Notre Dame College (Ohio) and was a part of the program from its beginning as the Falcons initial season playing football was in 2010. Whitlow was a graduate assistant in 2010 and 2011 but became the full-time defensive line coach in 2012.

Whitlow played collegiately at Findlay from 2006-10, where he was twice an All-GLIAC performer as a defensive tackle and was named the Oilers' 2009 Team MVP. He recorded 44 total tackles and 5.0 tackles for loss en route to earning All-GLIAC honors as a junior, followed by senior season in which he tallied career-highs in total tackles (60) and tackles for loss with six and was named First-Team All-GLIAC and team MVP.

Whitlow and his wife, Kierre, are the parents of Emily and Emmanuel II.



ANTHONY WRIGHT, JR

Defensive Assistant I 2nd Year
3rd Career Year
Alma Mater: Air Force, 2012
Hometown: Cleveland, OH



Major Anthony Wright is in his second season as a defensive assistant at the Air Force Academy. Wright helped the Air Force defense to a No. 1 national ranking in total defense (254.5), second in passing defense (159.1), third in scoring defense (13.4) and sixth in rushing defense (95.3). The 13.4 points per game average is the sixth best in program history and best since 1997.

Wright came to his alma mater after serving at Camp Smith in Hawaii as a liaison officer to U.S. INDOPACOM Deployment and Distribution Operations Center from 2021-July 2022.

Wright was stationed at Joint Base Pearl Harbor-Hickam as the Chief of Logistics Operations and Plans from 2019-21 and before that was at Daegu Air Force Base, Korea from 2018-19 as the Logistics Readiness Flight Commander.

Wright was stationed at Ramstein Air Base, Germany, from 2015-18, where he served in a variety of roles, including the Passenger Services Flight Commander and Air Terminal Operations Center Flight Commander. While there, he also served a deployment in support of a Combined Joint Special Operations Task

Force.

He began his Air Force career in logistics at Nellis Air Force Base, Nev., from 2012-15, serving in a variety of roles. Wright was the Officer in Charge of Vehicle Operations, Maintenance Support, Deployment and Distribution, Operations & Compliance. He also served a deployment in support of Operation Enduring Freedom while stationed at Nellis.

Wright was decorated as the 7th Air Force Staff Company Grade Officer of the Year in 2018 and earned the Defense Meritorious Service medal and the Joint Service Commendation medal. He has been selected to promotion to Major in August of 2022.

Wright is a 2012 graduate of the Academy, where he earned a degree in social sciences.

The Wright File

Coaching Experience Air Force

Defensive Assistant.....2022-pres.
Graduate Assistant2012

He was a four-year football letterman and helped the Falcons to four bowl games. He was a two-time all-Mountain West selection and ended his career with 12 interceptions which ranks fifth in program history. He recorded seven interceptions in 2009 which is the third-most in Air Force history. His 210 career interception return yards ranks second in Air Force history.

Wright and his wife, Ana, have two children, Lwini (12) and Kayin (1)



ASSISTANT COACHES / SUPPORT STAFF

KALE PEARSON

Dir. of Recruiting | 2nd Year
Alma Mater: Air Force, 2015



Kale Pearson is in his second season as the director of recruiting at the Air Force Academy. He comes to the Academy after working as an operations manager for Amazon in Oklahoma City, Okla.

Pearson served on active duty prior to that, serving as a logistics officer. He served as the deployment officer of the 552nd Air Control Wing at Tinker Air Force Base, Okla., from May 2019 to March 2021. He was responsible for the planning and execution of the wing deployments and training exercises.

Prior to that assignment, Pearson served as a flight commander at the 49th logistics readiness squadron at Holloman Air Force Base, New Mexico, from July 2016 to July May 2019, where he was responsible for ensuring the receipt, storage and issue of aircraft assets and jet fuel totaling \$94 million. He deployed with Special Operations Joint Task Force between assignments.

Pearson began his Air Force career as a graduate assistant coach at the Academy from May 2015 to July 2016. He helped the Falcons to the 2015 Armed Forced Bowl and a Mountain West Championship appearance while on staff.

Pearson is a 2015 graduate of the Academy, where he was a three-year letterman. He was the team captain as a senior in 2014 and won the coveted Brian Bullard Memorial Award, the highest honor a football player at Air Force can earn that year. Pearson helped the Falcons to a 10-3 season, the Commander-In-Chief's Trophy, and a 2014 Famous Idaho Potato Bowl Championship.

Pearson and his wife, Caitie, have two children, Keegan (3) and Bannon (two months).

CHUCK PETERSEN

Exec., Asst. Recruiting Dir. | 1st Year
Alma Mater: Air Force, 1985



Petersen will serve as football executive and assistant recruiting director.

Petersen was an assistant at the Air Force Academy for 18 years, coaching the junior varsity running backs (1985/1990), wide receivers (1991-96) and quarterbacks/full-backs (1997-06). He was the primary play caller for the Falcons from 1997-06 and served as the offensive coordinator from 2000-06.

As a player and coach, Petersen was a part of teams that won 14 Commander-in-Chief's Trophies, went to 11 bowl games, won three conference championships and owned a 19-3 record against Army and a 15-7 record against Navy.

Since leaving Air Force, Petersen has served as the safeties coach at North Texas from 2007-10, was the head coach at Orange Lutheran High School in Orange, Calif., from 2012-16 and at Hyde Park High School in Austin, Texas, from 2017-21. Petersen most recently coached tight ends at the Naval Academy in 2022.

Petersen is a 1985 graduate of the Air Force Academy where he was a four-year letterwinner at cornerback and served as a team captain his senior year. As a player, Petersen was a member of the first two Falcons teams to win the Commander-In-Chief's Trophy and helped lead Air Force to its first two bowl wins in school history (Vanderbilt in the 1982 Hall of Fame Bowl and Ole Miss in the 1983 Independence Bowl). As a player he was 3-1 against both Army and Navy and was a member of two Air Force teams that beat Notre Dame.

Petersen served seven years active duty in the United States Air Force and was honorably discharged as a captain. He served in Air Force Space Command at Eglin Air Force Base in Ft. Walton Beach, Fla. He was a space operations crew commander and director of standardization and evaluation for the 20 Space Surveillance Squadron.

Petersen and his wife, Roya, have three children: Chase, Brady and Natalie and three grandchildren: Chance, Nash and Brooklyn. Brady is a 2019 graduate of the Naval Academy and is an infantry officer in the United States Marine Corps.

Chuck Petersen is returning "home" to the Air Force Academy in 2023.

SUPPORT STAFF



Lt. Col. Boyd Fritzsche
Dir. of Administration



Jess Souza
Assoc. A.D./Events



Nelle Barriteau
Football Operations



Col. Troy Harding
Officer Representative



Dan Siermine
Assoc. A.D./Support

SUPPORT STAFF



Lt. Col. Cory Middel
Director of Sports Medicine



Col. Mark Slabaugh
Team Physician



Lt. Col. Judd Robins
Team Physician



Maj. Michael Argyle
Team Physician



Ernie Sedelmyer
Athletic Training



Erick Kozlowski
Athletic Training




Mark Peters
Athletic Training



Kathryn Olson
Athletic Training



Jessica Achatz
Athletic Training



Morgan Neeley
Football Coordinator



Will Quillman
Strength/Conditioning



Evan Hanberry
Strength/Conditioning



Brett Hethery
Strength/Conditioning



Austin Frey
Strength/Conditioning



Robbie Wagner
Equipment Manager



Drew Phillips
Asst. Equipment Mgr.
Football



Matt Kalish
Falcon Stadium Manager



Roger Hayhurst
Director of Video Ops/
Creative Services



Nick Hounshell
Manager of Football
Creative

ALL-TIME COACHES

-- A --

ABEL, Richard (Detroit '56) Asst. 1964-67
 AKE, Wally (William & Mary '72)
 Def. Line 1981-83
 ANDERSON, Maj. Roy (New Mexico)
 Freshmen 1958-61

-- B --

BACKHUS, Tom (Ohio State '70)
 Off. Line 1978-79; Off. Coord. 1980
 BAKKE, Capt. Tom (Navy '52) Ends 1958-59
 BATTISTA, Capt. Julius (Florida '41)
 Line 1955
 BECKMAN, Larry (Florida '66)
 TEs, Spec. teams, 1980; Off. Line 1981-83
 BELL, Richard (Arkansas '59)
 Inside LBs 1995-98; Def. Coord. 1999-06
 BELL, Lt. Tom (Army '45) Def. Backs 1958
 BERRY, Tom (Virginia '55)
 Def. Backs 1958-60; Freshmen 1961
 BETANCE, Mike (Air Force '90)
 JV Def. Coord. 1995-97
 BEZYACK, Capt. Marty (Utah '58)
 JV 1967-69
 BLACKWELDER, Don (NE La. '62)
 Quarterbacks 1979
 BLANCHARD, Lt. Col. Felix (Army '47)
 Freshmen 1962-63
 BLASI, 1st Lt. Gene (Kansas '56)
 Line 1959-61
 BOUNDS, 1st Lt. Jesse (Tulane '50)
 Line 1955-57
 BOWMAN, Jim (Michigan '56)
 JV 1958-63; Freshmen 1964-75;
 Assoc. AD for Recruiting Support, 1975-2007
 BRALEY, Jack (Nebraska '56)
 Ends 1965-67; Def. Backs 1968-76; Off. Coord. 1977; Strength-Conditioning
 1982-97
 BRINSON, Larry (Florida '83) Running Backs 1983
 BROOKSHIER, Lt. Tom (Colorado '53)
 Backfield 1955
 BROWN, Rick (Air Force '79) JV 1979-80; 1983-87
 BUMPAS, Dick (Arkansas '71) Def. Line 1979-80
 BURNETT, Johnny (UC-Santa Barbara '70)
 Off. Backfield 1977
 BURTON, Ron (North Carolina '87)
 Defensive Line 2003-12
 BYNUM, Capt. Todd (Air Force '89)
 JV Asst. 1995-97; JV Head Coach 1998; Running Backs 1999

-- C --

*CALHOUN, Troy (Air Force '89)
 JV Asst. 1993; JV Off. Coord. 1994
 Head Coach, 2007-
 CAMPBELL, Dean (Texas '72)
 Running Backs 2000-2004; Secondary 2005-06
 *CAMPBELL, Jake (Air Force '96)
 Offensive backfield asst. 2012-18; Slotbacks 2019-
 CARNEY, Capt. John (Arizona '63)
 Linebackers 1969-74
 CONFESOR, Ari (Holy Cross '04)
 Wide Receivers, 2019-22
 COVINGTON, Patrick (Furman '06)
 Offensive Asst., 2007-09
 COWSETTE, Del (Maryland '00)
 Assistant Defensive Line, 2020-21
 COX, Curome (Maryland '03)
 Defensive Backs, 2020-21

CRIMMINS, Mike (Ohio '72)
 Linebackers 1975; Off. Line 1976-77
 CROSS, Tim (Northern Colorado, '90)
 Def. Line, 2014-18 Assistant Head Coach, 2015-18

-- D --

DAVITCH, Jerry (Arizona '65)
 Off. Line 1973-75; Receivers 1976-77
 DEBERRY, Fisher (Wofford '60)
 Quarterbacks 1980; Off. Coord. 1981-83;
 Head Coach 1984-2006
 DERUYTER, Tim (Air Force '85)
 JV Def. Coord. 1989-92; Def. Coord./Safeties, 2007; Assoc. Coach/Def.-Coord.
 2008-09
 DIGGS, Ricky (Shippensburg '75)
 Receivers 1990
 DOW, Capt. Wes (Navy '52) JV 1960-61
 DOWIS, Capt. Dee (Air Force '90)
 JV Off. Coord. 1995-98

-- E --

EASON, Jordan (Air Force '13)
 Assistant Off. Line, 2018-20
 ELLIS, Lt. Col. Dick (Air Force '68)
 Freshmen 1968-69; JV 1971-72, 1976-77; Prep School 1978-79;
 JV Head Coach 1978-86
 ELLIS, Maj. Don (Texas A&M '54)
 Freshmen 1964-65; Backfield 1966-70
 ELLWOOD, 1st Lt. Frank (Ohio St. '57)
 Backfield 1959-61
 ENGA, Dick (Minnesota '63) Prep School, Head Coach 1978, 1980-81;
 Tight Ends 1982-2006
 EVANS, Capt. Pat (Air Force '87)
 Prep School 1992; JV Def. Coord. 1993-94

-- F --

FEDORA, Larry (Austin '85) Receivers 1997-98
 FERNANDEZ, 1st Lt. Steve (Air Force '98)
 JV/Varsity Asst. 2002
 FRYZEL, Dennis (Denison '64) Def. Backfield 1978

-- G --

GAILEY, Chan (Florida '74)
 Def. Backfield 1979-80; Def. Coord. 1981-82
 GALBREATH, Lt. Mike (Air Force '64)
 Freshmen 1967-68
 GALIOS, Capt. Steve (Air Force '59)
 Fr. Backs 1962; Def. Backfield 1963-66
 GANSZ, Capt. Frank (Navy '60)
 Freshmen 1964-67
 GILLORY, 1st Lt. Byron (Texas '49)
 Backfield 1955-57
 GOLDSMITH, Fred (Florida '67) TEs 1979; Def. Coord. 1980; Asst. HC 1982-83
 GOODMAN, Jim (Florida '74) Def. Ends 1981
 GOULD, Mike (Air Force '76) Graduate Asst. 1976;
 Prep School Head Coach, 1982-84
 GROBE, Jim (Virginia '77) Linebackers 1984-94
 GROH, Al (Virginia '67) Def. Coord. 1978-79
 GURSKI, Capt. John (Navy '53)
 JV Asst. 1956-57; Def. Line 1958-59

ALL-TIME COACHES

-- H --

HAMILTON, Paul (Appalachian State '81) Quarterbacks/Fullbacks 1990-96; Fullbacks, 2006
 HANDLEY, Ray (Stanford '66)
 Off. Backfield 1978
 HARRIS, Walt (Pacific '68) Def. Backfield 1978
 HATFIELD, Ken (Arkansas '65)
 Off. Coord. 1978; Head Coach 1979-83
 HAWKINS, Capt. Jimmie (Texas A&M '88)
 JV Def. Coord. 1998-2000
 HAYS, Lt. Col. Jeff (Air Force '84)
 Kickers 1998-2004; JV Head coach 2000
 HEIMERDINGER, Mike (E. Illinois '75)
 Receivers 1981
 HENDRIX, Clay (Furman '86)
 Co-Off. Coord./Offensive Line, 2007-13; Assoc. Head Coach/Offensive Line, 2014-16
 HILLSTROM, Eldon "Spike" (Oregon '58)
 Off. Line 1965-75
 HIMEBAUCH, Jonathan (USC, 1988)
 Tight Ends, 2020-21
 HINSHAW, Roger (Appalachian State '72)
 Outside Linebackers 1983
 *HORTON, Tim (Arkansas '90)
 Receivers 1999-2004; Halfbacks 2005;
 Running Backs/Special Teams Coord., 2021-
 HUTT, Maj. Ed (UCLA '68)
 JV Asst. 1976-77; WRs 1978-80; TEs 1981

-- I --

IGNARSKI, Capt. John (Kentucky '52)
 Off. Line 1958-59
 ISAACSON, Maj. Terry (Air Force '64)
 JV Asst. 1973; WRs 1974; Off. Backfield 1975-76

-- J --

JACKSON, Capt. Charlie (Air Force '00)
 JV/Varsity Asst. 2004
 JAMISON, Terrance (Wisconsin '09)
 Defensive line 2019
 JENKINS, 1st Lt. Marvin (Alabama '52)
 Ends 1955-57
 JOHNSON, Bruce (Wofford '70)
 Def. Coord./Linebackers 1984-89
 JONES, 1st Lt. Bob (Baylor '57)
 Freshman Ends 1960; Ends 1961
 JONES, Nick (Georgia '06)
 Tight ends 2018
 JOZWIAK, Capt. Tom (Air Force '59)
 Freshmen 1963-66

-- K --

KENDALL, Leland (Oklahoma St. '54)
 Off. Line 1964-68; Def. Line 1969-75; Def. Coord. 1976-77
 KING, Capt. Edwin H., Jr. (Navy '52)
 Freshmen 1961; 1958-62
 KITCHINGS, Des (Furman '00)
 Running Backs/Running Game Coord., 2011
 KLECKNER, Capt. Alex (Air Force '96)
 JV/Asst. 1999-2000; JV Head Coach 2000-2002
 *KNORR, Brian (Air Force '86)
 JV Off. Coord. 1992-94; Falcon Backs 2005; Asst. Head Coach/Inside Linebackers, 2007; Spurs 2018, Outside Linebackers, 2019; Inside Linebackers, 2020-21; Defensive Coordinator/ILBs, 2022-

-- L --

LAMKIN, Capt. Ken (Texas A&M '67)
 JV Asst. 1978
 LAWRENCE, Lt. Jerry (Mississippi '54) JV 1960
 LEGGETT, Capt. Dave (Ohio State)
 Freshmen, 1968-71
 LEWIS, Derek (Texas '98)
 Wide Receivers 2015
 LIONTAS, Lt. Col. Nick (Navy '52)
 Off. Backs 1965-66; WRs 1967; 1971-73, Off. Backfield 1970
 *LOBOTZKE, Steed (Air Force '92)
 Tight Ends 2015-16; Offensive Line, 2016-
 LORBER, Maj. John (Air Force '64)
 Def. Ends 1975-76; Linebackers 1977

-- M --

MANUEL, Fred (Oregon '73) Def. Backfield 1977
 MARTIN, Ben (Navy '45) Head Coach 1958-77
 MASTIN, Maj. Darrell (Air Force '76)
 Prep School Head Coach 1985-89
 MATEOS, Capt. Carlos (Air Force '85)
 Kickers 1994-97
 MCCOMBS, Cal (Citadel '67)
 Def. Backfield 1984-89; Def. Coord./Backs 1990-98
 *MCGETTIGAN, Matt (Luther '87)
 Strength, Speed and Conditioning, 2007-
 MCLAIN, Maj. Bill (Air Force '59)
 Freshmen 1966-70
 *MEANS, Alex (Air Force '13)
 Assistant def. line 2018-19; Outside Linebackers 2020-21; Defensive Line, 2022-
 MERRITT, Maj. Frank (Army '44)
 Asst. Head Coach 1955
 METCALF, Lawrence "Butch" (Oklahoma '65)
 Off. Line 1970-72
 MILLER, Capt. Alf (Texas '50) Centers 1958-59
 MILLER, Bart (New Mexico, 2008) Tight Ends, 2017
 MILLER, Ben (Air Force '02)
 Special Teams Coord. 2010-; Tight Ends 2007-11; Specialists, 2007-20; Running backs 2012-20
 MILLER, Tom (Cortland State '69)
 Def. Line 1984-89; OLBs 1990-2004; Special Teams Coordinator, 2000-05; Kickers 2005
 MITCHELL, Capt. Billy (East Carolina '72)
 Off. Backfield 1979-80; Running Backs 1981-82; JV Head Coach/Special Teams 1986-93; Def Line 1994
 MOORE, Capt. Dennis (Air Force '83)
 JV Off. Coord. 1991-92; Prep Head Coach 1992-94
 MORRIS, Maj. Andre (Air Force '11)
 Defensive Assistanat 2019; Spurs 2020-21
 MORGAN, Blane (Air Force '99)
 JV / Varsity Asst. 2003-05; Wide Receivers 2006; Co-Offensive Coord./QBs, 2007-13; QBs 2014
 MORELAND, Jake (Western Michigan '00) Tight ends 2012-14, WRs, 2015-16
 MOSS, Joe (Maryland '52) Def. Line 1961-69

-- N --

NEWBY, Matt (Air Force '94) JV/Asst. 2000-01
 NEWMAN, Dylan (Air Force, 1999)
 Admin. Asst., JV/Varsity asst., 2015-16
 NOBLITT, Bob (Washburn '63) Off. Coord./Off. Line 1984-99

ALL-TIME COACHES

-- O --

OLIVER, Jerome "Jappy" (Purdue '78) Def. Line 1995-2002
 ORDWAY, Capt. Goodwin III, "Ski" (Army '55) Freshmen 1962
 OZEE, 1st Lt. Jim (Texas Christian '58) Freshmen 1961-62

-- P --

PARCELLS, Bill (Wichita State '63)
 Head Coach 1978
 PARKS, Capt. Al (Auburn '52)
 Freshman Ends 1962
 PEAKE, 1st Lt. Bob (Indiana '55)
 JV Asst. 1957; Backs 1958-59
 *PETERSEN, Chuck (Air Force '84)
 JV Off. Coord. 1990; Receivers 1991-96; Quarterbacks/Fullbacks 1997-2006;
 Offensive Coord. 2000-06; Executive/Asst. Recruiting Dir., 2022-
 PIPES, Lt. Col. Steve (Air Force '98)
 JV Head Coach/Varsity Assistant, 2012-15
 PRICE, Lt. Col. Bill (USAFA, 1991) JV/Asst, 2011

-- R --

RAETZ, Maj. Bernie (St. Thomas '57) JV Head Coach 1964-66; Off. Backs 1967-69, 1971-74
 RANDALL, Craig (Colgate '58) Def. Line 1978
 RASH, Charles (Missouri '59) Line 1962-63
 REAGAN, John (Syracuse '94) Off. Line 2003-04
 RODGERS, 1st Lt. Pepper (Georgia Tech '55) Off. Backs 1958-59
 RUCKER, Ken (Carson-Newman '76) Running Backs 1984-89
 RUDZINSKI, John (Air Force '05)
 Defensive Coord/Secondary 2018-21; Secondary, 2015-17, Recruiting Coord./
 Secondary 2014, OLBs 2012-13, Defensive Asst., 2010-11; OLBs 2012;
 RUSS, Capt. Carl (Michigan '75)
 Off. Backs Asst./JV Def. Coord. 1982-85
 RUSS, Steve (Air Force '95)
 Asst. Head Coach/Co-Def. Coord./2012; Secondary 2012; ILBs 2013; Asst. Head
 Coach/Def. Coord./Secondary, 2014-17

-- S --

SAMPSON, Capt. Tony (Air Force '00)
 JV/Varsity Assistant, 2008-10
 SCHODERBEK, Capt. Steve (Navy '53) JV 1962
 SCHUMACHER, Capt. Tim (Air Force '98)
 JV/Varsity Asst. 2002-04
 SENN, Steve (Air Force '90)
 JV/Varsity Asst. 2005-2008; JV head coach 2006-08; Admin. Asst./Quality Con-
 trol, 2009-15; Recruiting coordinator, 2016-21
 SHAW, Lawrence "Buck" (Notre Dame '22)
 Head Coach 1956-57
 SHEALY, Vic (Richmond '84) Def. Backs 1999-2004
 SHERIDAN, Bill (Grand Valley State, 1982)
 Defensive Line, 2020-21
 *SKENE, Brett (Air Force '11)
 Offensive Asst., 2021; Specialist/Asst Off Line, 2022-
 SIMLER, Col. George (Maryland '48)
 JV 1957-58; Freshmen 1959
 SIMPSON, Capt. Skinner (Air Force '63)
 JV 1969-72
 SINGLETON, Jemal (Air Force '99)
 JV/Varsity Asst. 2003-2005; RBs 2006-10; Running Game Coordinator 2007-10.
 SMITH, Homer (Princeton '54)
 Backfield 1961-64
 STARKEY, Neal (Air Force '68)
 Freshman Asst. 1968; JV Def. Coord. 1969-70; Prep School Head Coach 1971
 STEINBRUNNER, Capt. Don (Washington St. '53) Ends 1961-64
 STEINMARK, Sammy (Wyoming '79)
 Receivers 1982-89; Backs 1990-98
 STEWART, Bill (Fairmont St. '75)
 Def. Line 1990-94
 *STUBBLEFIELD, Taylor (Purdue '05) WRs 2017-18, 2023-

SUMRALL, Lt. Col Darryl (Air Force, '89) JV Head Coach, 2009-11
 SUNDQUIST, Capt. Ted (Air Force '83)
 JV Off. Coord. 1987-89; Prep School Head Coach 1990-92

-- T --

THIEL, Capt. Norm (Oregon State)
 Freshmen, 1964-67
 *THIESSEN, Mike (Air Force, '01)
 Wide Receivers, 2007-14; Co-Off. Coord., 2009-13; Off. Coord/QBs 2015-
 TOTH, Nick (Ohio, 1999) Spurs/Nickels, 2017
 TROTT, Bob (North Carolina '76)
 Def. Ends 1978-80; Def. Backfield 1981-83

-- V --

VANDERLINDEN, Ron (Albion College, '78)
 Inside Linebackers, 2014-19
 VAUGHN, Chip (Wake Forest '09)
 Secondary 2018-19

-- W --

WALKER, Michael (Air Force '97)
 Defensive Asst., 2013-15, Administrative Asst./JV Head Coach 2014-15
 WALLACE, Jonathan (Auburn '15)
 Tight Ends, 2019
 WALLERSTEDT, Matt (Kansas State '88)
 Asst. Head Coach/ILBs 2007-11; Co-Def. Coord., 2009-11
 WARINNER, Ed (Mount Union '84)
 Offensive Line 2000-02
 WARREN, Charlton (Air Force '99)
 JV/Varsity Asst. 2005-06; Cornerbacks/Recruiting 2007; Co- Def. Coord. 2009-
 11;
 Secondary/Recruiting 2008-11; Assoc. Head Coach/Def. Coord 2012-13
 WEATHERBIE, Charlie (Okla. State '77)
 Quarterbacks/Fullbacks 1984-89
 WEIKERT, Matt (Ohio '02)
 Outside Linebackers, 2007-11; Inside linebackers 2012, Defensive Line 2013;
 Outside Linebackers 2013-18
 WHITE, Brad (Wake Forest, '04)
 Defensive Asst., 2010-11
 WHITLOW, Col. Robert (Army '43)
 Head Coach 1955, JV 1956
 WIDEMAN, Maj. Giles (Air Force '59)
 Freshmen 1966-70
 WILEY, Capt. Al (Air Force '83)
 Def. Line Asst. 1987-90
 WRIGHT, Maj. Anthony (Air Force '11)
 Defensive Asst. 2022-
 *WRIGHT, Capt. Robin (Air Force '96)
 JV/Varsity Asst. 1999-2001

* denotes current coach

20

PLAYERS



2023 AIR FORCE FOOTBALL
MEDIA GUIDE

2023 ROSTERS

#	Name	Pos.	Ht.	Wt.	Yr.	Hometown (High School)
0	Trey Williams	DB	5-10	175	Jr.	Atlanta, GA (Loganville)
2	Brandon Engel	WR	6-2	210	Jr.	Dallas, TX (Lake Dallas)
2	Eian Castonguay	DB	6-0	195	Sr.	Garden City, MI (Garden City)
3	Cameron Breier	WR	6-2	195	Jr.	Pasco, WA (Chiawana)
3	Jamari Bellamy	DB	6-2	185	Jr.	Atlanta, GA (McEachern)
5	Corey Collins	DB	5-11	185	Sr.	Suwanee, GA (Peachtree Ridge)
5	Jensen Jones	QB	6-2	215	Sr.	Naples, FL (St. John Neumann Catholic)
6	Jarius Stewart	QB	5-8	190	So.	Port Lavaca, TX (Calhoun)
6	Matthew Malloy	OLB	6-3	215	Sr.	Scottsdale, AZ (Notre Dame Prep)
7	Jackson Darlington	QB	6-0	195	Jr.	Enterprise, AL (Enterprise)
7	Trey Taylor	DB	6-0	210	Sr.	Frisco, TX (Frisco Long Star)
8	Bo Richter	ILB	6-2	250	Sr.	Naperville, IL (Naperville North)
8	Christopher Frew	RB	5-9	190	So.	Green Cove Springs, FL (Bolles)
9	Zac Larrier	QB	6-0	195	Sr.	Youngstown, OH (Monterey Trail)
10	Jalen Johnson	RB	5-10	185	Sr.	Decatur, GA (Collins Hills)
10	Jalen Mergerson	SAF	5-11	210	Sr.	Aurora, CO (Eaglecrest)
11	Camby Goff	DB	6-1	215	Sr.	Reynoldsburg, OH (Reynoldsburg)
11	Wyatt Wilson	WR	6-3	195	Sr.	New Canaan, CT (New Canaan)
12	John Busha	QB	6-2	205	So.	Port Charlotte, FL (Charlotte)
12	Patrick Dahlen	DB	6-3	210	Sr.	Canton, GA (Cherokee)
13	Jared Roznos	WR	6-0	190	Jr.	Sacramento, CA (Seattle Prep)
13	PJ Ramsey	OLB	6-3	260	Sr.	Phenix City, AL (Central)
14	K.C. Beard	DB	6-1	200	Jr.	Antioch, TN (Cane Ridge)
14	Ty Black	QB	6-1	205	Jr.	Shawnee, KS (Shawnee Mission)
15	Ben Brittain	QB	6-1	190	Sr.	Hewitt, TX (Reicher Catholic)
15	Jake Martin	DB	6-2	200	Jr.	Monument, CO (Lewis-Palmer)
16	Dylan Evans	WR	5-11	185	So.	Oak Point, TX (Little Elm)
16	Jayden Goodwin	DB	6-1	195	Sr.	Houston, TX (Cypress Falls)
17	Cannon Turner	QB	6-0	215	Sr.	Arkadelphia, AR (Arkadelphia)
18	Elijah Sanders	OLB	6-3	240	Jr.	Clayton, NC (Clayton)
18	Kendin Alexander	WR	5-10	165	Jr.	Seattle, WA (Seattle Prep)
19	CJ Boyd	DB	6-1	200	Jr.	Milwaukee, WI (University School)
19	Jesse Likens	DB	5-9	165	Jr.	Youngstown, OH (John F. Kennedy)
20	Dylan Carson	RB	6-0	210	So.	Marysville, WA (Marysville Pilchuck)
20	Jake Smith	SAF	6-1	210	Sr.	Roswell, GA (Blessed Trinity Catholic)
21	Cade Harris	WR	5-8	180	Jr.	South Weber, UT (Roy)
22	Aiden Calvert	RB	5-10	205	Jr.	Chula Vista, CA (Mater Dei Catholic)
22	Jerome Gaillard, Jr.	DB	6-4	200	Jr.	Kempner, TX (Copperas Cove)
23	Dane Kinamon	WR	6-0	205	Sr.	Peachtree City, GA (McIntosh)
23	Levi Brown	CB	6-1	175	So.	Kennesaw, GA (Allatoona)
24	John Lee Eldridge III	RB	5-9	200	Sr.	Lee's Summit, MO (Lee's Summit North)
24	Robert Mbroh	ILB	6-3	220	Jr.	Oklahoma City, OK (Heritage Hall)
26	Owen Burk	RB	5-11	220	Sr.	Grand Rapids, MI (Allendale)
27	Julian Williams	ILB	6-2	230	Jr.	Aurora, CO (Cherokee Trail)
27	Kaden Cloud	RB	5-9	185	So.	Gilbert, AZ (Williams Field)
28	Terrance Cullivan	CB	5-10	185	So.	Cypress, TX (Bridgeland)
29	Evan Rau	WR	5-9	170	So.	Waipahu, HI (Kamehameha)
29	Jacob Tafoya	OLB	6-2	230	Jr.	Clovis, CA (Clovis East)
30	Kale Gibbs	RB	5-8	175	Jr.	Honolulu, HI (LaGrange)
30	Tyme Collins	DB	6-0	210	Jr.	Waldorf, MD (Bishop McNamara)
31	Kaleb Killian	RB	5-9	195	So.	Jacksonville, FL (Trinity Christian Academy)
31	Ryder Fitch	DB	5-10	175	Jr.	Mission Viejo, CA (Mission Viejo)
32	Jordan Scarbrough	WR	5-8	185	So.	Leonardtown, MD (Saint Mary's Ryken)
32	Osaro Aihie	ILB	6-1	225	Jr.	San Leandro, CA (San Leandro)
33	Chances Carter-Hill	OLB	6-2	230	So.	Cuyahoga Falls, OH (Archbishop Hoban)
33	Jet Harris	RB	6-1	225	Sr.	Gray, TN (Dobyns Bennett)
34	Darius Stone	RB	5-11	205	So.	Augusta, GA (Aquinas)
34	Nasir Rashid	ILB	6-0	225	Sr.	Shaker Heights, OH (Shaker Heights)
36	Kendall Newsom	CB	5-9	170	Jr.	Arlington, TX (Nolan Catholic)
37	Aidan Plate	DB	6-2	200	Jr.	Dayton, OH (Kettering Archbishop Alter)
37	Terrence Gist	RB	6-0	235	So.	Taylors, SC (Greenville)
38	Ty Hubert	OLB	5-11	200	So.	Canton, GA (Creekview)
40	Alec Mock	ILB	6-3	240	Sr.	Weddington, NC (Weddington)
41	J. Frank Melgarejo III	LS	6-0	225	Sr.	Plantation, FL (American Heritage)
41	Jackson Adams	LB	6-4	240	So.	Centennial, CO (Arapahoe)
42	Jakobi McGowan	DB	6-1	205	Jr.	Indianapolis, IN (Brownsburg)
43	Matthew Dapore	PK/P	6-0	190	Jr.	Springboro, OH (Springboro)
44	Johnathan Youngblood	ILB	5-11	225	Sr.	Atlanta, GA (E. L. Christian Academy)
45	Matt Devine	ILB	6-0	225	Jr.	Cincinnati, OH (St. Xavier)
46	Zach Juckel	ILB	6-2	210	So.	Lakeville, MN (Lakeville South)
47	Kyler Orr	ILB	6-1	210	So.	Chandler, AZ (Chandler)
48	Jayden Thiergood	DE	6-3	250	Sr.	Chicago, IL (Marian Central Catholic)
48	Trevian Sirls	ILB	6-0	200	So.	Oklahoma City, OK (Heritage Hall)
49	Jack Curtis	OLB	6-5	245	So.	Dallas, TX (Highland Park)
49	Kurt Chesney	LS	6-0	195	So.	Aliso Viejo, CA (Aliso Niguel)

ALPHABETICAL

#	Name	Pos.
41	Jackson Adams	LB
32	Osaro Aihie	ILB
18	Kendin Alexander	WR
57	Gabriel Averitt	OC
95	Carson Bay	P
14	K.C. Beard	DB
3	Jamari Bellamy	DB
14	Ty Black	QB
55	Kupono Blake	NG
55	Nick Blessing	OT
87	Caden Blum	DE
93	Andrew BoisD'Enghien	DE
19	CJ Boyd	DB
90	Brian Bradley	DE
3	Cameron Breier	WR
15	Ben Brittain	QB
23	Levi Brown	CB
81	James Bryant	TE
26	Owen Burk	RB
58	Jack Burnett	OC
54	Are'an Burr	ILB
12	John Busha	QB
22	Aiden Calvert	RB
74	Mason Carlan	OT
20	Dylan Carson	RB
33	Chances Carter-Hill	OLB
2	Eian Castonguay	DB
49	Kurt Chesney	LS
27	Kaden Cloud	RB
5	Corey Collins	DB
30	Tyme Collins	DB
77	Cameron Collins	OT
61	Costen Cooley	OG
28	Terrance Cullivan	CB
49	Jack Curtis	OLB
12	Patrick Dahlen	DB
43	Matthew Dapore	PK/P
7	Jackson Darlington	QB
45	Matt Devine	ILB
51	Victor Dubuclet	ILB
72	Beau Edwards	DT
24	John Lee Eldridge III	RB
2	Brandon Engel	WR
59	Christopher Esparza	NG
16	Dylan Evans	WR
31	Ryder Fitch	DB
88	Bruin Fleischmann	TE
65	Samuel Floysand	OT
97	Luke Freer	PK
8	Christopher Frew	RB
22	Jerome Gaillard, Jr.	DB
92	Jackson Garrett	NG
30	Kale Gibbs	RB
50	Dillon Gilbert	OG
37	Terrence Gist	RB
11	Camby Goff	DB
16	Jayden Goodwin	DB
60	John Gordon, Jr.	OL
95	Daniel Grobe	DE
64	Luke Hallstrom	OC
21	Cade Harris	WR
33	Jet Harris	RB
72	Christien Hawks	OT
62	Matthew Heitmann	OL
56	Mark Hiestand	OT
51	Kaleb Holcomb	OT
38	Ty Hubert	OLB
53	Steven Iles	OC

2023 ROSTERS

50	Dillon Gilbert	OG	6-5	270	So.	Collinsville, OK (Owasso)	75	Ethan Jackman	OG
50	Grant Uyl	ILB	5-11	225	Jr.	Grand Rapids, MI (DeWitt)	10	Jalen Johnson	RB
51	Kaleb Holcomb	OT	6-4	270	Sr.	Dublin, OH (Coffman)	5	Jensen Jones	QB
51	Victor Dubuclet	ILB	6-0	210	So.	Dallas, TX (Lake Highlands)	46	Zach Juckel	ILB
52	Matthew Reddick	ILB	6-2	230	So.	Charlotte, NC (South Mecklenburg)	59	Adam Karas	OT
53	Steven Iles	OC	6-2	285	Sr.	Riverside, CA (Corona Centennial)	91	Thomas Kensinger	DE
54	Are'an Burr	ILB	6-3	205	So.	Colorado Springs, CO (Air Academy)	31	Kaleb Killian	RB
54	Jackson Kohal	OL	6-4	305	Jr.	Coeur d'Alene, ID (Coeur d'Alene)	23	Dane Kinamon	WR
55	Kupono Blake	NG	6-2	270	Sr.	Kalihi, HI (Kamehameha)	54	Jackson Kohal	OL
55	Nick Blessing	OT	6-4	250	So.	Allen, TX (Allen)	9	Zac LARRIER	QB
56	Cole Palmer	OLB	6-4	235	Jr.	Colorado Springs, CO (TCA)	19	Jesse Likens	DB
56	Mark Hiestand	OT	6-5	285	Sr.	South Bend, IN (Saint Joseph)	6	Matthew Malloy	OLB
57	Colin Stewart	DT	6-2	240	So.	Franklin, TN (Christ Presbyterian Academy)	15	Jake Martin	DB
57	Gabriel Averitt	OC	6-3	270	So.	Lakeland, FL (Lakeland Christian)	24	Robert Mbroh	ILB
58	Jack Burnett	OC	6-3	310	So.	San Francisco, CA (St. Ignatius)	71	Michael McAninch	OL
59	Adam Karas	OT	6-4	285	Sr.	Arvada, CO (Pomona)	42	Jakobi McGowan	DB
59	Christopher Esparza	NG	6-3	270	So.	Orem, UT (Mountain View)	82	Connor McIntee	TE
60	John Gordon, Jr.	OL	6-2	305	Jr.	Murfreesboro, TN (Siegel)	41	J. Frank Melgarejo III	LS
61	Costen Cooley	OG	6-4	270	So.	Mesa, AZ (Red Mountain)	85	Parker Menefee	TE
62	James Tomasi	DL	6-0	310	Jr.	Provo, UT (Provo)	10	Jalen Mergerson	SAF
62	Matthew Heitmann	OL	6-4	290	Jr.	Littleton, CO (Dakota Ridge)	40	Alec Mock	ILB
64	Luke Hallstrom	OC	6-2	270	Sr.	Naperville, IL (Naperville Central)	76	Alex Moore	OL
65	Samuel Floysand	OT	6-3	275	So.	Cottage Grove, MN (Cretin-Derham Hall)	69	Wesley Ndago	OG
66	Jace Sutulovich	OG	6-3	285	So.	Siloam Springs, AR (Siloam Springs)	36	Kendall Newsom	CB
67	Jim Schwaab	OC	6-4	270	Jr.	Waukesha, WI (Catholic Memorial)	92	John Olson	PK
68	Thor Paglialong	OC	6-4	300	Sr.	Woodstock, IL (Marian Central Catholic)	47	Kyler Orr	ILB
69	Wesley Ndago	OG	6-2	300	Sr.	Waco, TX (Midway)	68	Thor Paglialong	OC
71	Michael McAninch	OL	6-3	300	Jr.	Toledo, OH (Western)	56	Cole Palmer	OLB
72	Beau Edwards	DT	6-0	285	So.	Houston, TX (Episcopal)	37	Aidan Plate	DB
72	Christien Hawks	OT	6-3	290	So.	Norton, KS (Norton)	13	PJ Ramsey	OLB
73	Luke Vonderhaar	OT	6-4	270	So.	Bettendorf, IA (Pleasant Valley)	34	Nasir Rashid	ILB
74	Mason Carlan	OT	6-3	290	Sr.	North Little Rock, AR (North Little Rock)	29	Evan Rau	WR
75	Ethan Jackman	OG	6-4	310	Sr.	Chaska, MN (Chaska)	52	Matthew Reddick	ILB
76	Alex Moore	OL	6-3	270	Jr.	Louisville, KY (Trinity)	8	Bo Richter	ILB
77	Cameron Collins	OT	6-3	260	So.	Lebanon, OH (Saint Xavier)	84	Caleb Rillos	TE
78	Trevor Tate	OT	6-2	270	So.	Waxhaw, NC (Cuthbertson)	80	Tre Roberson	WR
80	Tre Roberson	WR	6-2	205	So.	Helena, AL (Thompson)	13	Jared Roznos	WR
81	James Bryant	TE	6-4	230	Sr.	Roswell, GA (Blessed Trinity)	18	Elijah Sanders	OLB
82	Connor McIntee	TE	6-3	235	Sr.	Sacramento, CA (Jesus)	32	Jordan Scarbrough	WR
84	Caleb Rillos	TE	6-5	255	Sr.	Golden, CO (Ralston Valley)	67	Jim Schwaab	OC
85	Parker Menefee	TE	6-6	240	So.	Missouri City, TX (Ridge Point)	48	Trevian Sirls	ILB
87	Caden Blum	DE	6-5	265	Sr.	Baraboo, WI (Baraboo)	20	Jake Smith	SAF
87	Quin Smith	WR	6-1	190	So.	Adairsville, GA (Calhoun)	87	Quin Smith	WR
88	Bruin Fleischmann	TE	6-5	220	So.	Pocatello, ID (Century)	89	Parker St. John	WR
89	Parker St. John	WR	6-2	190	Jr.	Orlando, FL (Boone)	57	Colin Stewart	DT
90	Brian Bradley	DE	6-2	230	So.	Woodstock, GA (River Ridge)	6	Jarius Stewart	QB
91	Thomas Kensinger	DE	6-3	240	So.	Los Angeles, CA (Venice)	34	Darius Stone	RB
92	Jackson Garrett	NG	6-3	270	So.	West Chester, OH (Moeller)	66	Jace Sutulovich	OG
92	John Olson	PK	6-2	165	Sr.	Lakeview, MN (Lakeview South)	99	Aidan Swartz	DT
93	Andrew BoisD'Enghien	DE	6-3	280	Sr.	Pleasanton, CA (Braden River)	29	Jacob Tafoya	OLB
94	Kaleb Tompkins	DL	6-4	260	Jr.	Midlothian, TX (Midlothian)	78	Trevor Tate	OT
95	Carson Bay	P	5-11	160	Jr.	Tampa, FL (Robinson)	7	Trey Taylor	DB
95	Daniel Grobe	DE	6-7	270	So.	Tomball, TX (Tomball Memorial)	48	Jayden Thiergood	DE
96	Payton Zdroik	DL	6-0	275	Jr.	Brentwood, CA (Liberty)	62	James Tomasi	DL
96	Reagan Tubbs	PK	5-10	175	So.	Flower Mound, TX (Flower Mound)	94	Kaleb Tompkins	DL
97	Brent Winfree	NG	6-4	275	So.	Sunnyvale, TX (Sunnyvale)	96	Reagan Tubbs	PK
97	Luke Freer	PK	6-4	220	So.	Fairhope, AL (Fairhope)	17	Cannon Turner	QB
99	Aidan Swartz	DT	6-4	270	So.	Sylvania, OH (Sylvania Northview)	50	Grant Uyl	ILB

PRONUNCIATION CHART

2.....Eian Castonguay (CAST-en-way)
 12.....Patrick Dahlen (DAHL-un)
 12.....John Busha (Boo-Shay)
 15.....Ben Brittain (Britten)
 22.....Jerome Gaillard (Gay-leard)
 30.....Kale Gibbs (Kall-AH)
 32.....Osaro Aihie (I-he)
 34.....Nasir Rashid (NAH-sear RAH-sheed)
 41.....J. Frank Melgarejo III (Mal-guh-rey-ho)
 48.....Jayden Thiergood (THE-RR-good)
 51.....Drew Dubuclet V (Doo-BOO-clet)
 53.....Steven Iles (I-uhls)
 54.....Are'an Burr (Air-E-on)

56.....Matk Heistand (HE-stand)
 57.....Robert Mbroh (M-bro)
 62.....Matthew Heitmann (Heat-man)
 59.....Adam Karas (CARE-us)
 66.....Jace Sutulovich (SUH-toll-O-vitch)
 68.....Thor Paglialong (PAG-le-ah-long)
 69.....Wesley Ndago (N-DAY-go)
 71.....Michael McAninch (McAnn-ITCH)
 73.....Luke Vonderhaar (Vonder-HARR)
 95.....Daniel Grobe (Grobe-EE)
 93.....Andrew BoisD'Enghien
 (Boyd-DEE-gahn)

75	Ethan Jackman	OG
10	Jalen Johnson	RB
5	Jensen Jones	QB
46	Zach Juckel	ILB
59	Adam Karas	OT
91	Thomas Kensinger	DE
31	Kaleb Killian	RB
23	Dane Kinamon	WR
54	Jackson Kohal	OL
9	Zac LARRIER	QB
19	Jesse Likens	DB
6	Matthew Malloy	OLB
15	Jake Martin	DB
24	Robert Mbroh	ILB
71	Michael McAninch	OL
42	Jakobi McGowan	DB
82	Connor McIntee	TE
41	J. Frank Melgarejo III	LS
85	Parker Menefee	TE
10	Jalen Mergerson	SAF
40	Alec Mock	ILB
76	Alex Moore	OL
69	Wesley Ndago	OG
36	Kendall Newsom	CB
92	John Olson	PK
47	Kyler Orr	ILB
68	Thor Paglialong	OC
56	Cole Palmer	OLB
37	Aidan Plate	DB
13	PJ Ramsey	OLB
34	Nasir Rashid	ILB
29	Evan Rau	WR
52	Matthew Reddick	ILB
8	Bo Richter	ILB
84	Caleb Rillos	TE
80	Tre Roberson	WR
13	Jared Roznos	WR
18	Elijah Sanders	OLB
32	Jordan Scarbrough	WR
67	Jim Schwaab	OC
48	Trevian Sirls	ILB
20	Jake Smith	SAF
87	Quin Smith	WR
89	Parker St. John	WR
57	Colin Stewart	DT
6	Jarius Stewart	QB
34	Darius Stone	RB
66	Jace Sutulovich	OG
99	Aidan Swartz	DT
29	Jacob Tafoya	OLB
78	Trevor Tate	OT
7	Trey Taylor	DB
48	Jayden Thiergood	DE
62	James Tomasi	DL
94	Kaleb Tompkins	DL
96	Reagan Tubbs	PK
17	Cannon Turner	QB
50	Grant Uyl	ILB
73	Luke Vonderhaar	OT
0	Trey Williams	DB
27	Julian Williams	ILB
11	Wyatt Wilson	WR
97	Brent Winfree	NG
44	Johnathan Youngblood	ILB
96	Payton Zdroik	NG

2023 PRESEASON DEPTH CHART

Offense

OT	59	Adam Karas (6-4, 285, Sr.) Arvada, CO
	73	Luke Vonderhaar (6-4, 270, So.) Bettendorf, IA
OG	69	Wesley Ndago (6-2, 300, Sr.) Waco, TX
	56	Mark Hiestand (6-5, 285, Sr.) South Bend, IN
C	68	Thor Paglialong (6-4, 300, Sr.) Woodstock, IL
	53	Steven Iles (6-2, 285, Sr.) Riverside, CA
OG	75	Ethan Jackman (6-4, 310, Sr.) Chaska, MN
	54	Jackson Kohal (6-4, 305, Jr.) Coeur d'Alene, ID
OT	51	Kaleb Holcomb (6-4, 270, Sr.) Dublin, OH
	74	Mason Carlan (6-3, 290, Sr.) North Little Rock, AR
TE	84	Caleb Rillos (6-5, 255, Sr.) Golden, CO
	81	James Bryant (6-4, 230, Sr.) Roswell, GA
QB	9	Zac Larrier (6-0, 195, Sr.) Youngstown, OH -- OR --
	5	Jensen Jones (6-2, 215, Sr.) Naples, FL -- OR --
	15	Ben Brittain (6-1, 190 Sr.) Hewitt, TX
FB	26	Owen Burk (5-11, 220, Sr.) Grand Rapids, MI -- OR --
	33	Jet Harris (6-1, 215, Sr.) Gray, TN
TB	24	John Lee Eldridge III (5-9, 200, Sr.) Lee's Summit, MO
	10	Jalen Johnson (5-10, 185, Sr.) Decatur, GA
WRZ	23	Dane Kinamon (6-0, 205, Sr.) Peachtree City, GA
	3	Cameron Breier (6-2, 195, Jr.) Pasco, WA
WRX	2	Brandon Engel (6-2, 210, Jr.) Dallas, TX
	11	Wyatt Wilson (6-3, 195, Sr.) New Canaan, CT



Defense

DE	13	PJ Ramsey (6-3, 260, Sr.) Phenix City, AL
	87	Caden Blum (6-5, 265, Sr.) Baraboo, WI
NG	96	Payton Zdroik (6-0, 275, Jr.) Brentwood, CA
	55	Kupono Blake (6-2, 270, Sr.) Kalihi, HI
DT	48	Jayden Thiergood (6-3, 250, Sr.) Chicago, IL
	62	James Tomasi (6-0, 310, Jr.) Provo, UT
OLB	8	Bo Richter (6-2, 250, Sr.) Naperville, IL
	18	Elijah Sanders (6-3, 240, Jr.) Clayton, NC
ILB	44	Johnathan Youngblood (5-11, 225, Sr.) Atlanta, GA
	32	Osaro Aihie (6-1, 225 Jr.) San Leandro, CA
ILB	40	Alec Mock (6-3, 240, Sr.) Weddington, NC
	27	Julian Williams (6-2, 230, Jr.) Aurora, CO
SPUR	11	Camby Goff (6-1, 215, Sr.) Reynoldsburg, OH
	16	Jayden Goodwin (6-1, 195, Sr.) Houston, TX
CB	0	Trey Williams (5-10, 175, Jr.) Atlanta, GA
	14	K.C. Beard (6-1, 200, Jr.) Antioch, TN
SS	16	Jayden Goodwin (6-1, 195, Sr.) Houston, TX
	10	Jalen Mergerson (5-11, 210, Sr.) Aurora, CO
FS	7	Trey Taylor (6-0, 210, Sr.) Frisco, TX
	22	Jerome Gaillard, Jr. (6-4, 200, Jr.) Kempner, TX
CB	5	Corey Collins (5-11, 185, Sr.) Suwanee, GA -- OR --
	3	Jamari Bellamy (6-2, 185, Jr.) Atlanta, GA

Special Teams

PK	43	Matthew Dapore (6-0, 190, Jr.) Springboro, OH
	96	Reagan Tubbs (5-10, 175, So.) Flower Mound, TX
P	95	Carson Bay (5-11, 160, So.) Tampa, FL -- OR --
	97	Luke Freer (6-4, 220, So.) Fairhope, AL
LS	49	Kurt Chesney (6-0, 195, So.) Aliso Viejo, CA
	41	J. Frank Melgarejo III (6-0, 225, Sr.) Plantation, FL

41 Jackson Adams, LB



**6-4, 240, So.
Centennial, CO
(Arapahoe)**

2022 – Did not see any action.
High School – Lettered four years each in football and basketball ... all-state in football ... league defensive player of the year runner-up ... eight-time letterman ... football coaches were Rod Sherman and Joe Nu'u ... graduated with a 4.0 grade point average ... honor student all four years.

Personal – Son of Douglas and Jessica Adams ... has two siblings ... majoring in management.

32 Osaro Aihie, ILB



**6-1, 225, Jr.
Oakland, CA
(San Leandro)**

2022 – Played in all 13 games ... recorded four total tackles, including one unassisted ... had one quarterback hurry ... career-high two tackles at UNLV ... one tackle each vs. Northern Iowa and Colorado.

2021 – Did not see any action.
High School – Lettered in football and basketball ... first-team all-league as a running back and linebacker in 2019 ... second-team all-state linebacker in 2019 ... three-star recruit by 247 and Rivals ... rushed for 784 yards and 10 touchdowns with 76 tackles and four quarterback sacks as a senior ... high school football coach was Brad Bowers ... earned the African American Achievement Award ... was on the honor roll all four years ... ranked in top 100 in his class.

Personal – Son of Thomas and Ifueko Aihie ... one of four children ... majoring in management ... attended the Air Force Academy Prep School and played football.

Career Highs

UT: 1 vs. Northern Iowa, 2022
AT: 2 vs. UNLV, 2022
TOT: 2 vs. UNLV, 2022
TFL: None

Career Statistics

Year	G	UT-AT	TOT	TFL	Sacks	Ints
2022	13	1-3	4	0.0-0	0.0-0	0-0

18 Kendin Alexander, WR



**5-10, 165, Jr.
Seattle, WA
(Seattle Prep)**

2022 – Played in four games ... saw action vs. Northern Iowa, Colorado, Nevada and New Mexico ... was not credited with any statistics.

2021 – Did not see any action.
High School – Lettered in football, basketball and track ... three-time all-metro selection at wide receiver and cornerback ... selected all-state as a cornerback ...

earned second-team all-metro honors on special teams ... earned state top 100 recruiting honors ... was football team captain ... appeared in two state championship track meets ... member of the 4x400-meter relay metro championship team ... was track team captain ... basketball team earned metro championship ... high school football coach was Aaron Maul ... member of the dean's list and the honor roll ... active with the Black Student Union as president and the school's diversity council.

Personal – Son of Kurvin Sr. and Shanequa Alexander ... has three siblings ... majoring in aerospace engineering ... was born in Houston, Texas ... enjoys video games.

57 Gabriel Averitt, OC



**6-3, 270, So.
Lakeland, FL
(Lakeland Christian)**

2022 – Did not see any action.
High School – Lettered in football ... football coach was Daniel Williams.
Personal – Son of Robert and Heather Averitt ... has three siblings ... majoring in management ... attended the Air Force Academy Prep School and played football.



95 Carson Bay, P



**5-11, 160, Jr.
Tampa, FL
(Robinson)**

2022 – Started all 13 games ... averaged 37.6 yards per punt with a long of 59 ... averaged 44.5 yards on two punts at Utah State ... punted four times for 41.0 avg vs. Navy, including a career-long of 59 yards ... averaged 42.8 yards on a career-high five punts at Wyoming, had a long of 53 yards ... two punts for a 46.0 average vs.

Colorado

2021 – Played in seven games, starting the last six ... team-best 40.9 average on 16 punts ... punted three times for 42.0 average vs. Louisville in the bowl game ... also was the holder that game, first time in his career holding ... best day of his career came vs. Army, punting three times for a career-best 46.0 average with a long punt of 49 yards ... three longest punts of the season came in the game, all over 40 yards ... four punts for a 39.8 average with a long of 42 vs. SDSU in his first-career start.

High School – Lettered in football and soccer ... first-team all-state as a punter in football ... all-state as a goalie in soccer ... earned All-America honors in football ... team captain in football ... averaged 43 yards per punt his senior year while hitting all six field goal attempts ... high school football coach was Craig Everhart ... member of the National Honor Society ... International Baccalaureate Program Diploma ... had a 6.8 weighted grade point average.

Personal – Son of Christopher and Amy Bay ... majoring in biology with a minor in Spanish ... hobbies include hiking and spike ball ... has been to 23 of the 63 national parks.

Career Highs

Punts: 5, Wyoming, 2022
Avg:..... 46.0, Army, 2021
Long:..... 53, Wyoming, 2022

Career Statistics

Year	G	#	Avg.	I20	50+	TB	Long
2022	13	31	37.6	12	2	3	59 (Navy)
2021	8	16	40.9	5	0	1	49 (Army)
Total	21	47	38.8	17	2	4	

14 K.C. Beard, DB




**6-1, 2000, Jr.
Antioch, TN
(Cane Ridge)**

2022 – Played in three games, seeing action vs. Northern Iowa, Nevada and New Mexico ... had a pass breakup vs. Northern Iowa.

2021 – Did not see any action.

High School – Lettered in football ... team captain ... earned all-city honors and was a two-time all-region selection ... high school coach was Eddie Woods ... graduated with a 4.2 grade point average.

Personal – Son of Kenneth and Keisha Beard ... given name is Kenneth ... has an older sister ... majoring in management ... hobbies include basketball, bowling, magic and video games.



3 Jamari Bellamy, DB



**6-2, 185, Jr.
Atlanta, GA
(McEachern)**

2022 – Played in 13 games, starting four ... three tackles vs. Baylor in the bowl game ... four tackles and a PBU at SDSU ... two tackles and first-career INT at UNLV ... career highs of 10 tackles and 0.5 TFL at Utah State ... started first game of his career at Wyoming, recording three tackles ... first-career game vs. UNI, recorded two

unassisted tackles

2021 – Did not see any action.

High School – Lettered in football ... was a two-year team captain ... high school football coach was Franklin Stephens ... member of the National Honor Society.

Personal – Son of James and Tina Bellamy ... is the youngest of three children ... majoring in management ... minor is Spanish ... attended the Air Force Academy Prep School and played football ... hobby is playing basketball.

Career Highs

UT: 6, Utah State, 2022
AT:..... 4, Utah State, 2022
TOT: 10, Utah State, 2022
TFL: 0.5, Utah State, 2022

Career Statistics

Year	G	UT-AT	TOT	TFL	Sacks	INT
2022	13	18-9	27	0.5-2	0.0-0	1-8
2021	0	0-0	0	0.0-0	0.0-0	0-0
Total	13	18-9	27	0.5-2	0.0-0	1-8

14 Ty Black, QB



**6-1, 205, Jr.
Shawnee, KS
(Shawnee Mission)**

2022 – Played in one game, the season opener vs. Northern Iowa ... was not credited with any statistics.

2021 – Did not see any action.

High School – Lettered in football, basketball and track ... two-time honorable mention all-state selection in football ... also earned first-team all-state honors and

first-team all-Sunflower ... named Sunflower league player of the year ... passed for 7,486 yards in his career and rushed for 1,897 yards ... accounted for 96 total touchdowns ... high school football coach was his father, Bo Black ... ran the 200-meters, 400-meters and 4x400-meter relay in track ... graduated with a 4.0 grade point average.

Personal – Son of Bo and Stefanie Black ... has one sister ... majoring in management ... hobbies include golf and fishing.

55 Kupono Blake, NG



**6-2, 270, Sr.
Kalihi, HI
(Kamehameha)**

2022 – Played in three games, seeing action vs. Northern Iowa, Nevada and New Mexico ... was not credited with any statistics.

2021 – Did not see any action.

2020 – Played in four games ... recorded two total tackles and 1.0 tackles for loss ... one tackle for loss for one yard vs. Navy in

his first career game ... one assisted tackle vs. Army.

High School – Lettered in football, basketball and track ... defensive most valuable player on his team as a senior ... two-time first-team all-state selection ... high school football coach was Abu Ma'afala ... threw the shot put and discus in track.

Personal – Son of Kunani and Debbie Blake ... has two siblings ... majoring in business management ... attended the Air Force Academy Prep School and played football ... hobbies include surfing and hunting.

Career Statistics

Year	G	UT-AT	TOT	TFL	Sacks	Ints
2022	3	0-0	0	0.0-0	0.0-0	0-0
2020	4	1-1	2	1.0-1	0.0-0	0-0
Totals	7	1-1	2	1.0-1	0.0-0	0-0

55 Nick Blessing, OL



**6-4, 250, So.
Allen, TX
(Allen)**

2022 – Did not see any action.

High School – Lettered three years in football ... helped his team to the state quarterfinals in 6A ... team won three straight district championships ... two-time first-team all-district selection ... district Lineman of the Year and Allen Lineman of the Year ... high school football coach was

Chad Morris ... member of the National Honor Society ... graduated with a 4.15 grade point average ... played club lacrosse.

Personal – Son of Todd and Analisa Blessing ... has an older brother ... majoring in legal studies ... was born in Colorado Springs ... hobbies include lacrosse and sports entertainment.

87 Caden Blum, DE



**6-5, 265, Sr.
Baraboo, WI
(Baraboo)**

2022 – Played in four games, seeing action vs. Northern Iowa, Nevada, UNLV and New Mexico ... was not credited with any statistics ... moved to defensive end from tight end.

2021 – Played in 12 games, mostly on special teams and as a backup tight end ... was not credited with any statistics.

2020 – Played in two games, seeing action vs. New Mexico and Utah State ... was not credited with any statistics.

High School – Earned 10 varsity letters combined in football, basketball and baseball ... earned all-conference honors in football, basketball and baseball ... named the school's senior athlete of the year ... Golden B Award winner ... high school football coach was Steve Turkington ... earned academic letters as a senior.

Personal – Son of Gordon Blum and Christine Pape ... has one sibling ... majoring in business management ... hobbies include fishing, playing cards, biking and stocks ... attended the Air Force Academy Prep School and played football.

Career Statistics

Year	G	U-A	TOT	TFL	Sacks
2022	4	0-0	0	0.0-0	0.0-0
2021	12	0-0	0	0.0-0	0.0-0
2020	2	0-0	0	0.0-0	0.0-0
Total	18	0-0	0	0.0-0	0.0-0

93 Andrew BoisD'Enghien, DE



**6-3, 280, Sr.
Pleasanton, CA
(Bradenton River, FL)**

2022 – Played in one game, seeing action vs. UNLV ... was not credited with any statistics.

2021 – Did not see any action.

2020 – Did not see any action.

High School – Lettered three years in football and one each in wrestling and weight lifting ... football team captain ... led

the team in sacks ... helped team to the 2017 district championship ... recorded 37 solo tackles, 79 total tackles and 8.0 sacks in three years ... member of the National Honor Society ... graduated with a 4.21 grade point average ... earned the scholar-athlete award ... graduated in the top 60 of his graduating class of 441 ... high school football coach was Curt Bradley.

Personal – Son of Jim and Shirley BoisD'Enghien ... is the youngest of three boys ... nickname is Boise ... majoring in aeronautical engineering ... member of cadet squadron 31.

19 CJ Boyd, DB



**6-1, 200, Jr.
Milwaukee, WI
(University School)**

2022 – Played in all 13 games ... recorded eight total tackles and a pass breakup ... recorded a career-high four tackles, all unassisted, vs. Northern Iowa ... had two tackles vs. UNLV ... one tackle each vs. Nevada and New Mexico.

2021 – Did not see any action.

High School – Lettered in football, bas-

ketball and track ... two-time all-conference selection in football as a quarterback and defensive back ... was also an all-conference punter ... earned defensive player of the year honors in his conference ... first-team all-region selection as a defensive back ... first-team all-state as a defensive back ... high school football coach was Brian Sommers ... ran the 100, 200 and 400-meters in track ... also triple jumped and rank on the 4x400-meter and 4x200-meter relay teams.

Personal – Son of Chris and Ophelia Boyd ... has a younger brother ... majoring in management ... participated on a 7-on-7 travel team ... hobbies include track, scooters, singing and listen to music.

90 Brian Bradley, DE



**6-2, 230, So.
Woodstock, GA
(River Ridge)**

2022 – Did not see any action.

High School – Lettered in football ... helped team to regional championship ... named the county defensive player of the year ... all-state selection ... first-team all-region ... earned 22 positive athlete award and the Vincent J. Dooley Award ... four-year letterman ... football coach was Michael

Collins ... graduated with a 3.9 grade point average ... scholar-athlete award recipient ... member of the National Honor Society ... National Beta Club.

Personal – Son of Brian and Jennifer Bradley ... has an older sister ... majoring in systems engineering ... hobbies include listening to music, video games and watching sports.

3 Cameron Breier, WR



**6-2, 195, So.
Pasco, WA
(Chiawana)**

2022 – Played in 12 games ... recorded three total tackles, including two unassisted, on special teams ... did not have any offensive statistics.

2021 – Did not see any action.

High School – Lettered in football and track, earning nine letters total ... two-time first-team all-conference selection

at linebacker ... all-state in track in the 300-meter hurdles and the 4x400-meter relay ... earned Washington 4A athlete of the year honors ... high school football coach was Scott Bond ... was junior and senior class president ... president of the National Honor Society ... graduated with a 3.95 grade point average, ranking 14th in his class ... graduated with an associates degree from Columbia Basin College.

Personal – Son of Michael and Camie Breier ... is one of five children ... majoring in biochemistry ... minor is Spanish ... nickname is Cam ... is a commercially rated pilot with over 300 hours of flight time.



15 Ben Brittain, QB



**6-1, 190, Sr.
Hewitt, TX
(Reicher Catholic)**

2022 – Played in five games ... threw a career-long 80 yard touchdown pass on his only attempt vs. Nevada on his first play of the game ... the 80-yard completion ties as eighth longest in program history ... pass attempt was his first since 2020 ... recorded career highs in rushing with 25 yards on three carries with a long of 19 in

the game.

2021 – Did not see any action.

2020 – Played in two games, seeing action vs. Boise State and Utah State ... rushed for 15 yards on four carries ... rushed for 12 yards on two carries with a long of eight vs. Boise State ... also completed his only pass attempt, good for 31 yards ... two carries for three yards at Utah State.

High School – Lettered in football, basketball, track and baseball ... member of the state championship 4x100 meter relay team ... first-team all-state in football ... first-team all-district in baseball and basketball ... graduated with a 3.8 GPA ... high school football coach was John Ryan.

Personal – Son of Brad and Alisha Brittain ... has one younger brother ... major is management ... attended the Air Force Academy Prep School ... hobbies include hunting, golf and fishing.

Career Highs

Rushing

Carries: .. 3, Nevada, 2022
Yards:..... 25, Nevada, 2022
TDs:..... None
Long:..... 19, Nevada, 2022

Passing

Comps:... 1, Nevada, 2022
Atts: 1, Boise State, 2022
Yards:..... 80, Nevada, 2022
TDs:..... 1, Nevada, 2022
Long:..... 80, Nevada, 2022

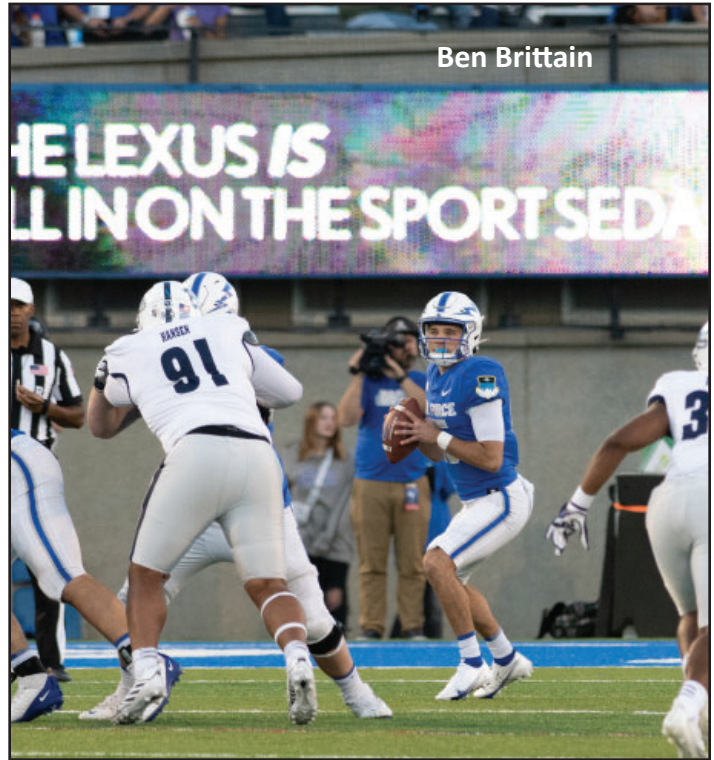
Career Statistics

Rushing

Year	G	Att	Yds	Avg	TDs	Lg
2022	5	3	25	8.3	0	19 (Nev)
2021	0	0	0	0.0	0	0
2020	2	4	15	3.8	0	8 (BSU)
Total	7	7	40	5.7	0	

Passing

Year	G	C-A-I	Pct.	Yds	TD	Lg
2022	5	1-2-0	.500	80	1	80 (Nev)
2021	0	0-0-0	.000	0		0
2020	2	1-1-0	1.000	31	0	31 (BSU)
Total	7	2-3-0	.667	111	1	



Ben Brittain

23 Levi Brown, CB



**6-1, 175, So.
Kennesaw, GA
(Allatoona)**

2022 – Did not see any action.

High School – Lettered in football, basketball and track, earning 11 letters combined ... first-team all-county in football ... three-time all-region selection ... honorable mention all-state ... high school football coach was Gary Varner ... County long jump champion his junior year in track ... school

record-holder in the long jump ... helped 4x400-meter relay team place fifth in state ... also participated in triple jump, high jump, 100 and 200-meter run and the 4x100-meter relay ... two-time student of the month academically ... won the Vince Dooley Character Award and the positivity award ... graduated with a 4.05 grade point average.

Personal – Son of Sterling and Myssi Brown ... one of four children ... undecided about his major.

81 James Bryant, TE



**6-4, 230, Sr.
Roswell, GA
(Blessed Trinity)**

2022 – Played in 13 games ... played in first-career game in season opener vs. UNI ... recorded first-career catch, good for seven yards.

2021 – Did not see any action.

2020 – Did not see any action.

High School – Lettered four years in football, three in basketball and tennis and

two in track ... named preseason all-state in football and earned the all-state honors in the coaches poll ... helped team to three consecutive state championships in 2017-19 ... scored five touchdowns and averaged 21 yards per catch his senior year ... competed in the 100- and 200-meters, the 4x100-meter relay, long jump, triple jump and high jump in track ... high school football coach was Tim McFarlin.

Personal – Son of Ricardo and Suzanne Van de Water ... is one of four children ... majoring in management ... member of cadet squadron 35.

Career Highs

Catches:..... 1, Northern Iowa, 2022

Yards:..... 7, Northern Iowa, 2022


TDs:..... None

Long:..... 7, Northern Iowa, 2022

Career Statistics

Year	G	Att	Yds	Avg	TDs	Lg
2022	13	1	7	7.0	0	7 (UNI)
2021	0	0	0	0.0	0	--
2020	0	0	0	0.0	0	--
Total	13	1	7	7.0	0	--

26 Owen Burk, FB



**5-11, 220, Sr.
Grand Rapids, MI
(Allendale)**

2022 – Played in six games ... rushed for 43 yards on six carries on the year ... rushed for a career-best 36 yards on a career-high 11 carries at UNLV ... recorded a long run of nine yards ... three carries for nine yards vs. Nevada.

2021 – Played in four games, seeing action against Lafayette, Utah State, Colorado

State and UNLV ... recorded six carries for 22 yards with a long of seven on the season ... one carry for six yards vs. Lafayette ... five carries for 16 yards and a season-long run of seven yards vs. UNLV.

2020 – Played in one game, seeing action vs. Boise State ... had two carries for one yard.

High School – Lettered four years in football, wrestling and track ... two-time Michigan coach's all-state selection ... Associated Press Division 4 all-state selection in 2019 ... MHSAA Division 4 all-state selection in 2019 ... Western Michigan Officials Player of the Year in 2019 ... conference player of the year in 2019 ... four-time all-conference selection ... rushed for 712 yards and 12 touchdowns in seven games in 2016, 678 yards and nine touchdowns in five games in 2017, 2,579 yards and 36 touchdowns in 10 games in 2018 and 1,564 yards and 24 touchdowns in nine games in 2019 ... rushed for 5,527 yards and 81 touchdowns in his career ... high school football coach was his father, Benjamin Burk ... wrestled at 189 pounds and was a sprinter and long jumper in track ... graduated No. 1 in his class of 165 with a 4.15 grade point average.

Personal – Son of Benjamin and Gretchen Burk ... has a younger sister ... majoring in aeronautical engineering with a minor in nuclear weapons and strategy ... nickname is Lucky ... member of cadet squadron six ... hobby is rock climbing.

Career Highs

Rushing

Carries: 11, UNLV, 2022

Yards: 36, UNLV, 2022

TDs: None

Long: 9, UNLV, 2022

Career Statistics

Year	G	Att	Yds	Avg	TDs	Lg
2022	6	16	43	2.7	0	9 (UNLV)
2021	4	6	22	3.7	0	7 (UNLV)
2020	1	1	2	2.0	0	2 (BSU)
Total	11	23	67	2.9	0	



James Bryant

58 Jack Burnett, OC



**6-3, 310, So.
San Francisco, CA
(St. Ignatius)**

2022 – Did not see any action.
High School – Lettered in football and baseball ... helped team to WCAL championship ... first-team all-league selection ... SFIAC athlete of the year honors ... player of the year in football by San Francisco Chronicle ... football coach was John Regalia.

Personal – Son of Brian Burnett and Cheryl Cornelius ... has a younger sibling ... majoring in economics ... attended the Air Force Academy Prep School and played football.

54 Are'an Burr, ILB



**6-3, 205, So.
Colorado Springs, CO
(Air Academy)**

2022 – Did not see any action.
High School – Lettered in football and track ... two-time all-state selection in football ... three-time team most valuable player ... school records for most tackles in a season (130) and game (24) ... high school football coach was Scott Grinde ... track state champion in the 4x100-meters

and 4x200-meters ... member of the A-B honor roll.
Personal – Son of Derick Atwood and Tiffany Burr ... has two younger siblings ... majoring in management ... attended the Air Force Academy Prep School and played football ... hobbies include track, basketball and fishing.

12 John Busha, QB



**6-2, 205, So.
Port Charlotte, FL
(Charlotte)**

2022 – Did not see any action.
High School – Lettered in football and baseball ... played center field in baseball.
Personal – Son of John, Sr. and Eloise Busha ... has an older sister ... majoring in aeronautical engineering ... nickname is Bush ... attended the Air Force Academy Prep School and played football ... hobbies are fishing and pickleball.

22 Aiden Calvert, RB



**5-10, 205, Jr.
Chula Vista, CA
(Mater Dei Catholic)**

2021 – Played in four games, seeing action vs. Northern Iowa, Nevada, UNLV and New Mexico ... rushed for 45 yards on four carries and a touchdown on the year ... averaged 11.3 yards per carry ... career highs of two carries, 15 yards and a long of 15 vs. UNLV ... one carry for 15 yards vs. Northern Iowa ... one carry for six yards

and a touchdown vs. Nevada.
2021 – Did not see any action.
High School – Lettered four years each in football and baseball ... two-time all-league selection in football ... was the league's offensive player of the year as a senior ... also earned academic all-league honors ... earned all-CIF honors as a senior ... high school football coach was John Joyner ... earned the school's male scholar-athlete of the year award his senior ... won the inaugural Dan Walters Memorial Scholarship ... two-time all-league selection in baseball ... member of the National Honor Society.
Personal – Son of Arthur and Lora Calvert ... has a younger sister ... majoring in biology ... minor is Spanish ... nickname is AC ... attended the Air Force Academy Prep School and played football.

Career Highs
Carries:2, UNLV, 2022
Yards:24, UNLV, 2022
TDs:.....1, Nevada, 2022
Long:.....15, UNLV, 2022

Career Statistics

Year	G	Att	Yds	Avg	TDs	Lg
2022	4	4	45	11.3	1	15 (UNLV)

74 Mason Carlan, OT



**6-3, 290, Sr.
North Little Rock, AR
(North Little Rock)**

2022 – Played in five games, seeing action vs. Northern Iowa, Nevada, UNLV, New Mexico and San Diego State ... part of an offensive line that helped the Falcons lead the nation in rushing with a 326.7 average ... the offensive line was a semifinalist for the Joe Moore Award, which goes annually to the top offensive line in the nation ...

the offensive line was key in helping the team lead the nation in time of possession with a 36:33 mark ... the unit led the conference and ranked seventh in fewest sacks allowed with a .92 average.
2021 – Did not see any action.
2020 – Did not see any action.
High School – Lettered in football and track ... three-year starter ... helped team to three state championship appearances ... team won two conference titles and one state championship ... was team captain ... earned the Brandon Burlsworth Award as the player of the game in the state championship game ... threw the shot put in track ... had senior year of track canceled due to COVID-19 ... member of the National Honor Society and Mu Alpha Theta ... was a National AP Scholar.
Personal – Son of Bryan and Jill Carlan ... has two siblings ... majoring in aeronautical engineering.

20 Dylan Carson, RB



6-0, 210, So.
Marysville, WA
(Marysville Pilchuck)

2022 – Did not see any action.
High School – Lettered in football, track, basketball and golf ... earned Washington offensive player of the year honors in football ... named the 3A player of the year ... 2021 state rushing leader with 2,671 yards and 46 touchdowns ... rushed for 911 yards and 16 touchdowns in 2020 and 1,409 yards and 16 touchdowns in 2019 ... two-time first-team all-state selection ... earned athlete of the year and scholar-athlete of the year honors ... high school football coach was his father, Brandon Carson ... participated in the shot put, long jump, 100-meters and 4x100-meters in track ... member of the National Honor Society ... class salutatorian with a 3.95 grade point average ... 4.9 weighted GPA.

Personal – Son of Brandon and Sarah Carson ... has an older sister ... majoring in aeronautical engineering ... hobbies include fishing, hiking, weightlifting, reading and religious studies.

33 Chances Carter-Hill, OLB



6-2, 230, So.
Cuyahoga Falls, OH
(Archbishop Hoban)

2022 – Did not see any action.
High School – Lettered in football three years ... helped team to three state championships ... earned all-state honors ... high school football coach was Tim Tyrell.

Personal – Son of Courtney Carter and Katrina Hill Graham ... is one of 13 children ... was born in Washington, D.C. ... major-

ing in management ... attended the Air Force Academy Prep School and played football ... hobby is chess.

2 Eian Castonguay, CB



6-0, 195, Sr.
Garden City, MI
(Garden City)

2022 – Played in 12 games, starting 11 ... three tackles vs. Baylor in the bowl game ... four tackles vs. Colorado State ... matched his season high with five tackles vs. New Mexico ... four tackles vs. Army ... season-high five tackles vs. Boise State ... one tackle and his first-career TFL at UNLV ... two tackles and a career-best two pass

breakups at Utah State ... three tackles vs. Navy ... started first two games, missed Wyoming game due to injury, snapping a streak of five straight starts dating back to 2021.

2021 – Played in 12 games, starting three ... started the last three games of the season vs. Nevada, UNLV and Louisville ... one solo tackle vs. Louisville in the bowl game ... two tackles vs. UNLV ... team- and career-high eight tackles at Nevada in his first-career start ... first time to lead the team in tackles in a game ... two tackles at New Mexico.

2020 – Did not see any action.



Eian Castonguay

2019 – Did not see any action.

High School – Lettered four years each in football and track.

Personal – Parents are Paul Castonguay and Dana Moore ... has four siblings, Jay, Robert, Alisha and Daniel ... majoring in management ... attended the Air Force Academy Prep School and played football ... nickname is Casty ... would like to attend pilot training.


Career Highs

UT:8, Nevada, 2021
 AT:2, Utah State, 2022
 TOT:8, Nevada, 2021
 TFL:0.5, UNLV, 2022

Career Statistics

Year	G	UT-AT	TOT	TFL	Sacks	INT
2022	12	18-14	32	0.5-1	0.0-0	0-0
2021	12	11-4	15	0.0-0	0.0-0	0-0
Total	24	29-18	47	0.5-1	0.0-0	0-0

49 Kurt Chesney, LS



6-0, 195, So.
Aliso Viejo, CA
(Aliso Niguel)

2022 – Played in one game, seeing action vs. Colorado.

High School – Lettered four years in football ... Earned All-American honors and was selected to play in the All-American Bowl ... served as team captain ... two-time first-team all-league selection for defense ... named defensive player of the year as

a freshman and senior ... led the team in tackles his junior and senior year... football coach was Michael Calahan ... also lettered in track and field three years ... threw the shot put and discus, in addition to competing in the long jump, 100-meters and the 4x100-meter relay team ... served as team captain ... member of the National Honor Society ... California Scholarship Federation member ... graduated with a 4.40 grade point average and was valedictorian... four-year member of the superintendent's honor roll and was a four-time scholar-athlete ... earned 2022 Scholar-Athlete Award by the National Football Foundation and College Hall of Fame, Orange County Chapter.

Personal – Son of Mike and Triss Chesney ... majoring in Cyber Science ... nickname is Kenny ... is an eagle scout ... hobbies include backpacking, rock climbing, photography and filmmaking.

27 Kaden Cloud, RB



**5-9, 185, So.
Gilbert, AZ
(Williams Field)**

2022 – Did not see any action.
High School – Lettered in football and track ... all-region selection in football ... underclassman of the year honors ... all-conference selection as a running back ... helped his team to the state championship ... rushed for 1,400 yards and 17 touchdowns as a sophomore, 700 yards and

six touchdowns as a junior and 1,500 yards and 13 touchdowns as a senior ... high school football coach was Seve Campbell ... ranked in the 100, 200 and 400-meters in track ... also ran the 4x400-meter relay ... member of the honor roll ... graduated with a 3.7 grade point average.
Personal – Mother is Kerri Match ... has an older brother ... majoring in management ... hobby is basketball.

5 Corey Collins, DB



**5-11, 185, Sr.
Suwanee, GA
(Peachtree Ridge)**

2022 – Played in eight games ... recorded five total tackles ... career-high two tackles, both unassisted vs. Northern Iowa.
2021 – Did not see any action.
2020 – Played in three games, seeing action vs. Navy, Boise State and Utah State ... had one assisted tackle, coming vs. Navy in the season opener.

High School – Lettered in football and lacrosse ... selected to play in the North/South All-Star Classic ... team captain ... high school football coach was Reggie Stancil ... earned academic scholar-athlete honors as a junior and senior ... played on the second-ranked 7-on-7 team in the nation.

Personal – Son of Calvin and Felisha Collins ... has two siblings ... majoring in business management ... minor is Spanish ... hobbies include playing the violin, cello and piano.

Career Highs

UT:2, Northern Iowa, 2022
AT:1, New Mexico, 2022
TOT:2, New Mexico, 2022
TFL:None

Career Statistics

Year	G	UT-AT	TOT	TFL	Sacks	INT
2022	8	3-2	5	0.0-0	0.0-0	0-0
2021	0	0-0	0	0.0-0	0.0-0	0-0
2020	3	0-1	1	0.0-0	0.0-0	0-0
Total	11	3-3	6	0.0-0	0.0-0	0-0

30 Tyme Collins, DB



**6-0, 210, Jr.
Waldorf, MD
(Bishop McNamara)**

2022 – Played in two games, seeing action vs. Colorado and Nevada ... recorded one unassisted tackle, coming against Nevada.
2021 – Did not see any action.
High School – Lettered in football and track ... football team captain ... two-time second-team all-league selection ... earned team defensive most valuable

player honors in 2018 ... recorded three interceptions during a six-game season, returning one for a touchdown ... high school football coaches were Keith Goganious and Keahta Malloy ... ran the 55-meters (indoor) and the 100 and 200-meters outdoor ... graduated with Magna Cum Laude honors.
Personal – Son of Reuben and Debborah Collins ... has two siblings ... majoring in computer science ... attended the Air Force Academy Prep School and played football.

61 Costen Cooley, OG



**6-4, 270, So.
Mesa, AZ
(Red Mountain)**

2022 – Did not see any action.
High School – Lettered in football, volleyball and track ... three-year starter in football ... 2019 region offensive player of the year ... high school football coach was Mike Peterson ... played middle in volleyball and threw the shot put and discus in track.

Personal – Son of Jason and Michelle Cooley ... has four siblings ... majoring in business management ... hobby is soccer.

28 Terrance Cullivan, DB



**5-10, 185, So.
Cypress, TX
(Bridgeland)**

2022 – Did not see any action.
High School – Lettered in football and track ... helped his high school football team to an 11-3 record and appearance in the regional finals of the 6A playoffs ... recorded 60 tackles and 5.5 tackles for loss ... also forced five fumbles, had four sacks and two interceptions ... first-team

all-district select ... high school football coach was David Raffield ... competed in the hurdles and 4x400-meter relay in track ... academic all-state selection ... graduated in the top 10 percent of his class.
Personal – Son of George and Trenae Bennett ...has four siblings ... majoring in electrical engineering.

49 Jack Curtis, OLB



6-5, 245, So.
Dallas, TX
(Highland Park)

2022 – Did not see any action.
High School – Lettered in football.
Personal – Son of Taylor and Kesh Curtis ... has two younger siblings ... majoring in business.

12 Patrick Dahlen, DB




6-3, 210, Sr.
Canton, GA
(Cherokee)

2021 – Played in all 13 games ... recorded one assisted tackle, coming against UNLV.
2021 – Played in one game, seeing action vs. UNLV ... was not credited with any statistics.
2020 – Played in one game, seeing action vs. New Mexico ... recorded one unassisted tackle in his first career game played.

High School – Lettered in football and swimming ... two-time first-team all-state and all-county selection ... earned second-team all-region honors ... named county and region defensive player of the year ... recorded 79 tackles, five interceptions, including three returned for touchdowns and seven pass breakups in 2018 ... had 120 tackles, five interceptions and 10 pass breakups in 2019 ... high school football coach was Josh Shaw ... two-time first-team all-county in swimming ... competing for state championships in twice in the 200 freestyle relay twice, 400 freestyle relay twice and once in the 50 freestyle ... finished 91st out of 600 in his graduating class with a 4.0 grade point average.
Personal – Son of Christopher and Dawn Dahlen ... has two younger siblings ... majoring in management ... hobby is basketball.

43 Matthew Dapore, PK



6-0, 190, Jr.
Springboro, OH
(Springboro)

2022 – Started all 13 games ... second on the team in scoring with 85 points ... honorable mention all-conference selection ... first-team all-Colorado by the National Football Foundation ... semifinalist for the Lou Groza National Placekicker Award, given annually to the top kicker in the nation ... ranked fifth in the MW in field

goals (1.23), seventh in FG percentage (.762) and seventh in scoring (6.5) ... hit 16-21 field goals ... hit two field goals in seven games ... hit three field goals of 50-plus ... hit 2-2 field goals vs. Navy, including the game-winner from 22 yards with 4:14 left in the game ... kicked two field goals vs. Colorado, including a career-long 54 yarder which ties as the 13th longest in program history ... also hit from 47 yards ... enters 2023 hitting 24-31 field goals in his career774 career percentage is sixth best in AF history.

2021 – Played in 10 games, starting nine ... hit 31-32 PATs and 8-10 FGs for 55 points ... ranked fourth in the MW in FG pct (.800) ... hit 26-yard field goal in bowl vs. Louisville to give AF 10-point lead with 5:28 left ... hit field goals of 37 and 38 yards vs. UNLV to mark his second multiple-FG game ... hit a season-long 49 yard FG on the final play of first half at Nevada ... hit 2-2 field goals, hitting from 39 and 30 yards, vs. Army... his 30 yarder forced OT with 23 seconds left in the fourth quarter ... kicked a 28 yard FG at Boise State to make it 24-14 in the fourth quarter, seeing his first action since the Utah State game ... hit his first-career field goal, a 22-yarder vs. Utah State.

High School – Lettered four years in football and three in baseball ... was a four-year starter ... first-team all-Ohio as a senior and second-team as a junior ... two-time first-team all-region selection ... first-team all-Southwest Ohio as a junior and senior ... high school football coach was Ryan Wilhite ... helped his team to the Ohio State semifinals in baseball ... played third base, pitcher and outfield ... graduated with a 4.1 grade point average.

Personal – Son of Jerome and Joette Dapore ... has an older sister ... majoring in economics.

Career Highs

Field Goals:.....2, San Diego State, 2022
 FG Atts:.....4, San Diego State, 2022
 Long Made:.....54, Colorado, 2022
 Long Att:.....57, San Diego State, 2022

Career Statistics

Year	G	FGs	Long	PATs	Points
2022	13	16-21	54	37-38	85
2021	10	8-10	49	31-32	55
Total	23	24-31	--	68-70	140



Matthew Dapore

7 Jackson Darlington, QB



**6-0, 195, Jr.
Enterprise, AL
(Enterprise)**

2022 – Did not see any action.

2021 – Did not see any action.

High School – Lettered in football ... named to the Coffee County Elite 11 team ... high school football coach was his father, Rick Darlington ... graduated with a 4.2 grade point average and ranked 32nd in his class.

Personal – Son of Rick and Shelly Darlington ... is one of seven children ... majoring

in management ... attended the Air Force Academy Prep School and played football.

45 Matt Devine, ILB



**6-0, 225, Jr.
Cincinnati, OH
(St. Xavier)**

2022 – Played in two games, seeing action vs. Northern Iowa and San Diego State.

2021 – Did not see any action.

High School – Lettered in football ... team captain ... first-team all-state, all-district and all-city ... named the league's line-backer of the year ... ranks in the top 20 in program history in total tackles ... had 108

tackles, 5.5 sacks and an interception return for a touchdown as a senior ... high school football coach was Steve Specht ... earned academic first honors ... had a 3.9 grade point average ... was a member of the National Latin Honor Society ... senior class chairman.

Personal – Son of Jay and Krista Devine ... one of three children ... majoring in management.

51 Drew Dubuclet V, ILB



**6-0, 210, So.
Dallas, TX
(Lake Highlands)**

2022 – Did not see any action.

High School – Lettered in football and track ... also participated in power lifting and bass fishing teams ... two-time first-team all-district selectee ... honorable mention all-state ... first-team all-city and all-district in 2020 ... all-city and all-district defensive most valuable player ... academic all-state ... named defensive newcomer of

the year in 2020 ... helped team to district and bi-district championships ... only lost one regular season game in his career ... recorded 110 total tackles (59 solo) as a senior ... also had eight tackles for loss, two forced fumbles, three interceptions which all went for touchdowns, three sacks and a blocked punt ... high school football coach was Lonnie Jordan ... graduated with a 4.82 grade point average ... student council vice president ... honor graduate ... member of the Fellowship of Christian Athletes leadership council ... member of the National Honor Society ... AP Scholar.

Personal – Son of Victor Dubuclet and Mallory Cislo ... has six siblings ... majoring in business ... hobbies include golf, fishing and volunteer work ... owns his own Christmas lighting company called JD Light Company.

72 Beau Edwards, DT



**6-0, 285, So.
Houston, TX
(Episcopal)**

2022 – Did not see any action.

High School – Lettered in football and wrestling ... team captain in football ... team most valuable player ... private school lineman of the year ... three-time all-conference selection ... four-year letterman ... high school football coach was Steve Leisz ... wrestled heavyweight and

was an All-American in his weight class ... two-time state champion ... single-season school record 53 wins ... named male athlete of the year ... member of the National Honor Society ... graduated with a 4.3 grade point average ... graduated Summa Cum Laude.

Personal – Son of Joe Bob and Bonny Edwards ... has two siblings ... majoring in military and strategic studies.



24 John Lee Eldridge III, RB



**5-9, 200, Sr.
Lee's Summit, MO
(Lee's Summit North)**

2022 – Played in 13 games, starting 10 ... second on the team in rushing with 766 yards and third with four touchdowns ... averaged 58.9 yards per game ... averaged 7.7 yards per carry which ranks sixth in program history for a single-season ... had at least one 25-yard carry in six games ... rushed for 65 yards on 10 carries vs. Baylor

in bowl game ... rushed for 53 yards on 12 carries at SDSU ... rushed for 50 yards and a touchdown on six carries vs. Colorado State ... rushed for a career-high 116 yards and a touchdown on eight carries at UNLV ... scored on a career-long 60 yard run ... third 100-yard game of the season ... back-to-back 100-yard games (102 vs. Nevada, 104 at Wyoming) ... rushed for career highs in the first three games this season, just missed making it the first four games by two yards ... rushed for 102 yards on just eight carries with a career long run of 48 yards vs. Nevada ... second-career 100-yard game ... third straight game with a career high in rushing ... 13 carries for 104 yards at Wyoming, recording his first-career 100-yard game ... rushed for 88 yards and a touchdown on eight carries vs. Colorado ... second straight game with career high in rushing ... eight carries for 85 yards vs. Northern Iowa.

2021 – Played in nine games with one start ... rushed for 21 yards on three carries on the season, averaging 7.0 yards per carry ... first-career carry came at Colorado State, scoring on a season-long 16-yard run ... rushed for five yards on two carries vs. UNLV in his first-career start.

2020 – Played in one game, seeing action vs. Boise State ... was not credited with any statistics.

High School – Lettered four years in football ... earned academic all-district honors as a senior ... high school football coach was Jamar Mozee ... also participated in track ... member of the National Honor Society.

Personal – Son of Markelia Eldridge-Phillips and Adam Pennington and Donnell Philips ... is one of seven children ... majoring in systems

engineering ... attended the Air Force Academy Prep School and played football.

Career Highs

Carries:13, Wyoming, 2022
Yards:116, UNLV, 2022
TDs:1, Colorado State, 2022
Long:60, UNLV, 2022

Career Statistics

Year	G	Att	Yds	Avg	TDs	Lg
2022	13	99	766	7.7	4	60 (LV)
2021	9	3	21	7.0	1	16 (CSU)
Total	22	102	787	7.7	5	

2 Brandon Engel, WR



**6-2, 210, Jr.
Dallas, TX
(Lake Dallas)**

2022 – Played in 13 games ... two straight games with a catch ... recovered on-side kicks vs. Colorado State and Baylor in the bowl game ... career highs of two catches for 25 yards at Utah State ... one catch for **15 yards vs. Navy, first catch of his career.**
2021 – Did not see any action.

High School – Lettered in football and track ... football coach was Michael Young.

Personal – Son of Kevin and Cindy Engel ... has two siblings ... majoring in management ... attended the Air Force Academy Prep School and played football ... hobbies include hunting, fishing and lifting weights.

Career Highs

Catches:2, Utah State, 2022
Yards:25, Utah State, 2022
TDs:None
Long:15, Navy, 2022

Career Statistics

Receiving						
Year	G	Att	Yds	Avg	TDs	Lg
2022	13	3	40	13.3	0	15 (Navy)
2021	0	0	0	0.0	0	--
Total	13	3	40	13.3	0	

59 Christopher Esparza, NG



**6-3, 270, So.
Orem, UT
(Mountain View)**

2022 – Did not see any action.

High School – Lettered in football and wrestling ... football coach was Tyler Anderson ... wrestled as a heavyweight.

Personal – Son of Jesus Esparza and Ana Isabel Gonzalez Torrez ... has two siblings ... given name is Christopher Alejandro Esparza Gonzalez ... was born in Mexico ...

majoring in mechanical engineering ... attended the Air Force Academy Prep School and played football.



John Lee Eldridge III

31 Ryder Fitch, DB



**5-10, 175, Jr.
Mission Viejo, CA
(Mission Viejo)**

2022 – Did not see any action.
2021 -- Did not see any action.
High School – Lettered in football ... high school coach was Chad **Johnson**.
Personal – Son of Sam and Tracy Fitch ... one of four children ... major in management.

88 Bruin Fleischmann, TE



**6-5, 220, So.
Pocatello, ID
(Century)**

2022 – Did not see any action.
High School – Lettered in football, basketball and track ... first-team all-state ... two-time first-team all-conference selection ... offensive player of the year and rising star awards ... helped football team to three straight conference titles and a third-place finish at state ... recorded 26 catches for

288 yards and six touchdowns as a sophomore, 46 catches for 843 yards and 15 touchdowns as a junior and 30 catches for 448 yards and three touchdowns as a senior ... earned three letters ... high school football coach was Travis Hobson ... lettered three years in basketball and four in track ... threw the shot put and discus in track ... member of the National Honor Society ... graduated with a 4.296 grade point average ... was first in his class of 239 ... student council football representative ... team captain in football ... played three-on-three basketball four years.

Personal – Son of Ryan and Meg Fleischmann ... has three siblings ... majoring in management ... hobbies include basketball, track, outdoors, video games and backpacking ... nickname is Bru.

65 Samuel Floysand, OT



**6-3, 275, So.
Cottage Grove, MN
(Cretin-Derham Hall)**

2022 – Did not see any action.
High School – Lettered in football.
Personal – Son of David and Melissa Floysand ... majoring in management ... attended the Air Force Academy Prep School and played football.

97 Luke Freer, PK/P



**6-4, 220, So.
Fairhope, AL
(Fairhope)**

2022 – Played in one game, seeing first action vs. Boise State ... punted twice for a 47.5 average with punts of 47 and 48 yards ... one downed inside the 20.
High School – Lettered in football and soccer ... first-team all-state selection in football ... helped team to Region I championships in 2021 ... kicked a 59-yard field goal, the third-longest in Alabama high

school history ... high school football coach was Tim Carter ... second-team all-state honors in soccer ... served as a team captain in both sports ... member of the National Honor Society ... graduated in the top 10 percent of his class with a 4.3 grade point average ... member of Mu Alpha Theta.

Personal – Parents are Harlan and Meghan Freer ... has two older brothers ... undecided about his major ... hobbies include fishing and hiking.

Career Highs

Punts:2, Boise State, 2022
Avg:.....47.5, Boise State, 2022
Long:.....48, Boise State, 2022

Career Statistics

Year	G	#	Avg.	I20	50+	TB	Long
2022	1	2	47.5	1	0	0	48 (BSU)
Total	1	2	47.5	1	0	0	48 (BSU)

8 Kade Frew, RB



**5-9, 190, So.
Green Cove Springs, FL
(Bolles)**

2022 – Did not see any action.
High School – Lettered in football, baseball, track and weightlifting ... all-time leading rusher in his high school program ... team was two-time state runner up ... high school football coach was Matt Toblin.

Personal – Son of Chris and Kim Frew ... has two siblings ... majoring in civil engineering ... hobbies include fishing and driving his truck.

22 Jerome Gaillard, Jr., DB



6-4, 200, Jr.
Kempner, TX
(Copperas Cove)

2022 – Played in 12 games ... one tackle vs. Colorado State ... first-career game vs. UNI, recorded two total tackles, including one unassisted.

2021 – Did not see any action.

High School – Lettered in football, basketball and track ... played forward in basketball and participated in the 400-meters,

4x400-meters and triple jump in track.

Personal – Parents are Byron and Angel Chevez Rogers ... has one younger brother ... majoring in economics ... nickname is JG ... attended the Air Force Academy Prep School and played football ... hobbies include photography, biking and hiking.

Career Highs

UT: 1, Northern Iowa, 2022

AT: 1, Northern Iowa, 2022

TOT: 2, Northern Iowa, 2022

TFL: None

Career Statistics

Year	G	UT-AT	TOT	TFL	Sacks	INT
2022	13	2-2	4	0.0-0	0.0-0	0-0
2021	0	0-0	0	0.0-0	0.0-0	0-0
Total	13	2-2	4	0.0-0	0.0-0	0-0

92 Jackson Garrett, NG



6-3, 270, So.
West Chester, OH
(Moeller)

2022 – Did not see any action.

High School – Lettered in football and lacrosse ... first-team all-league, all-city and all-district in football ... helped his team to the Region 4 championship ... three-year starter ... football coach was Mark Elder ... four-year starter on lacrosse team ... earned honor roll honors all four years ...

president's education award recipient ... earned Ohio diploma with honors.

Personal – Son of Joseph Garrett and Tara Hughes ... has two siblings ... majoring in engineering management.

30 Kale Gibbs, RB



5-8, 175, Jr.
Honolulu, HI
(LaGrange)

2022 – Played in one game, seeing action vs. Northern Iowa in the season opener ... one carry for four yards.

2021 – Did not see any action.

High School – Lettered in football and track ... captain of football team ... earned all-state honors as a running back ... named team's offensive most valuable player ...

high school football coach was Matt Napier ... ran the 100-meter and 300-meter hurdles in track ... graduated with a 4.0 grade point average ... member of the Technical Honor Society.

Personal – Parents are Chuck and Raquel Gibbs ... one of two children ... majoring in economics ... minor is nuclear weapons and strategies.



11 Camby Goff, SS



**6-1, 215, Sr.
Reynoldsburg, OH
(Reynoldsburg)**

2021 – Started all 13 games ... honorable mention all-MW ... led the team in interceptions with three and pass breakups with nine ... three tackles vs. Baylor in the bowl game ... three tackles and a PBU vs. Colorado State ... two tackles and 0.5 sacks vs. New Mexico ... one tackle, an INT and a PBU vs. Army, INT clinched the game on

Army's final drive ... four tackles at UNLV ... six tackles at Utah State ... two tackles and PBU vs. Navy, PBU was on third down in fourth quarter on Navy's last drive, forcing a punt and Navy didn't get the ball back ... season-high eight tackles and career-best two pass breakups at Wyoming, career-best six unassisted tackles ... four tackles, INT and two PBU vs. Colorado ... recorded three tackles and first-career INT vs. UNI, returning it 14 yards, also had a pass breakup.

2021 – Played in 11 games, starting eight ... six tackles and a TFL vs. Louisville in bowl ... two tackles and a sack vs. UNLV ... four tackles and a TFL at Nevada ... deflected a pass on the two-point conversion attempt in the third OT ... team- and career-best 10 tackles, a TFL and two PBU at Colorado State ... first time to lead the team in tackles ... five tackles vs. SDSU ... eight tackles, a TFL for six yards and a forced fumble at Boise State ... two tackles and a pass breakup vs. Wyoming ... two tackles and a forced fumble vs. FAU in his first-career start.

2020 – Played in six games ... recorded 13 total tackles, including six unassisted ... three tackles vs. Navy in his first career game ... four tackles, all unassisted vs. San Jose State ... recorded 0.5 tackles for loss for one yard vs. Boise State ... career-high five tackles vs. Army.

High School – Lettered in football ... high school football coach was Buddy White.

Personal – Son of Carlos and Cherraun Goff ... has two siblings ... majoring in cyber science ... attended the Air Force Academy Prep School.

Career Highs

UT: 6, Wyoming, 2022
AT: 5, Colorado State, 2021
TOT: 10, Colorado State, 2021
TFL: 1.0, UNLV, 2021

Career Statistics

Year	G	U-A	TOT	TFL	Sacks	INT
2022	13	20-22	42	0.5-1	0.5-1	3-25
2021	11	24-18	42	4.5-32	2.0-25	0-0
2020	6	6-7	13	0.5-1	0.0-0	0-0
Total	30	50-47	97	5.5-34	2.5-26	3-25

16 Jayden Goodwin, SS



**6-1, 195, Sr.
Houston, TX
(Cypress Falls)**

2022 – Played in all 13 games with 11 starts ... matched career high with nine tackles vs. Baylor in the bowl game, also had a pass breakup ... team-high seven tackles, career-high-tying 1.5 TFL, INT and PBU at SDSU ... INT came in the endzone during the fourth quarter ... team-high six tackles, FF and career-high 1.5 tackles for

loss vs. New Mexico ... career- and team-high nine tackles vs. Boise State, also had a pass breakup that led to an INT ... three tackles and a fumble recovery at UNLV ... three tackles and first-career INT at Utah State ... returned the INT 14 yards ... two tackles and a PBU vs. Nevada ... two straight games with career high in tackles earlier in season ... seven tackles at Wyoming ... then-career-best five tackles vs. CU, including a forced fumble at the goal line.

2021 – Played in 13 games, one start (Utah St.) ... one tackle vs. Louisville in bowl game ... one tackle vs. Army and CSU ... two pass breakups vs. FAU ... matched his career high with five tackles vs. Utah State, also had a pass breakup.

2020 – Played in four games, starting two ... starts came against New Mexico and Utah State ... recorded seven total tackles, including five unassisted ... career-high five tackles vs. New Mexico in his first-career start.

High School – Lettered three years in football and track ... two-time unanimous first-team all-district selection in football ... earned honorable mention honors once ... was the Touchdown Club defensive player of the year ... team was bi-district finalist two years ... recorded 53 tackles in 2018 and 109 in 2019 ... high school football coach was Chris Brister ... participated in the long jump, triple jump, 4x4 relay and 400-meters in track.

Personal – Parents are Trampas and Laura Goodwin ... has three siblings ... majoring in aeronautical engineering ... minor is Japanese.

Career Highs

UT: 5, Colorado, 2022
AT: 5, Boise State, 2022
TOT: 9, Baylor, 2022
TFL: 1.5, San Diego State, 2022

Career Statistics

Year	G	UT-AT	TOT	TFL	Sacks	INT
2022	13	30-28	58	3.0-5	0.0-0	2-30
2021	13	10-5	15	0.0-0	0.0-0	0-0
2020	4	5-2	7	0.0-0	0.0-0	0-0
Total	30	45-35	80	3.0-5	0.0-0	2-30



Camby Goff



Jayden Goodwin

60 John Gordon, Jr., OL



**6-2, 305, Jr.
Murfreesboro, TN
(Siegel)**

2022 – Played in one game, seeing action vs. Nevada ... part of an offensive line that helped the Falcons lead the nation in rushing with a 326.7 average ... the offensive line was a semifinalist for the Joe Moore Award, which goes annually to the top offensive line in the nation ... the offensive line was key in helping the team lead the

nation in time of possession with a 36:33 mark ... the unit led the conference and ranked seventh in fewest sacks allowed with a .92 average.
2021 – Did not see any action.

High School – Lettered in football ... two-time all-region and all-county selection ... named regional offensive lineman of the year in 2018-19 ... high school football coach was Michael Copley.

Personal – Son of John, Sr. and Ashley Gordon ... has five siblings ... majoring in management ... attended the Air Force Academy Prep School and played football.

to average over 300 yards per game ... the offensive line also helped the Falcons lead the nation in time of possession with a 36:35 mark ... the unit featured eight different starting lineups up front, including three different centers ... the offensive line became the first from a group of five school to be named a finalist for the Joe Moore Award as the nation's top offensive line ... the unit was one of four finalists.

2020 – Did not see any action.

2019 – Did not see any action.

High School – Lettered three years in football and one in track ... three-time academic all-conference selection ... named all-conference three times ... two-time all-area selection ... earned lineman of the year honors as a senior ... high school football coach was Mike Stine ... member of the dean's list.

Personal – Parents are Matthew and Sharon Hallstrom ... has two older siblings ... major is management ... would like to attend pilot training after graduation and one day fly for the airlines ... hobbies include movies and wood working.

21 Cade Harris, WR



**5-8, 180, Jr.
South Weber, UT
(Roy)**

2022 – Played in four games, missed the last nine due to injury ... career highs with two catches for 45 yards and a long of 41 yards at Wyoming ... first-career touchdown, scoring on a 41-yard strike to give AF a 14-10 lead in the fourth quarter ... first-career game vs. UNI.

2021 – Did not see any action.

High School – Lettered in football, baseball and track ... earned first-team all-state and all-area honors ... was the region most valuable player ... earned team most valuable player honors ... high school football coach was Fred Fernandes ... ran the 100-meters and 4x100-meter relay in track ... earned high honor roll honors.

Personal – Parents are Christopher and Stacie Harris ... has a younger sister ... majoring in management ... nickname is Harry ... hobbies include skiing, video games, hunting and fishing.

95 Daniel Grobe, DE



**6-7, 270, So.
Tomball, TX
(Tomball Memorial)**

2022 – Did not see any action.

High School – Lettered in football ... first-team all-district selection ... two-year lettermen ... high school coach was Sam Parker.

Personal – Son of Randall and Diana Grobe ... has two siblings ... major is business management ... attended the Air Force

Academy Prep School and played football ... hobbies include fishing and hunting.

64 Luke Hallstrom, OG



**6-2, 270, Sr.
Naperville, IL
(Naperville Central)**

2022 – Played in five games ... part of an offensive line that helped the Falcons lead the nation in rushing with a 326.7 average ... the offensive line was a semifinalist for the Joe Moore Award, which goes annually to the top offensive line in the nation ... the offensive line was key in helping the team lead the nation in time of possession

with a 36:33 mark ... the unit led the conference and ranked seventh in fewest sacks allowed with a .92 average.

2021 – Played in eight games, five starts ... started five straight games vs. Florida Atlantic, New Mexico, Wyoming, Boise State and San Diego State ... helped the offensive line lead an offense that led the nation in rushing for the second consecutive year with a 327.7 per-game average, while setting a then school record for most consecutive weeks to lead the nation in rushing during the season with 10, breaking the old mark of eight set in 2010 ... Air Force was the only team in the nation

Career Highs

Catches: 2, Wyoming, 2022

Yards: 45, Wyoming, 2022


TDs: 1, Wyoming, 2022

Long: 41, Wyoming, 2022

Career Statistics

Year	G	Att	Yds	Avg	TDs	Lg
2022	4	2	45	22.5	1	41

33 Jet Harris, FB



**6-1, 225, Sr.
Gray, TN
(Dobyns Bennett)**

2022 – Played in three games, seeing action vs. Northern Iowa, Nevada and New Mexico ... rushed for 70 yards on 17 carries on the year ... two carries for 15 yards with a long of nine vs. Northern Iowa in first-career game ... career highs of 11 carries for 44 yards vs. Nevada ... four carries for 11 yards vs. New Mexico.

2021 – Played in one game, seeing action vs. UNLV ... rushed for 24 yards on four carries.

2020 – Did not see any action.

High School – Lettered in football and track ... first-team all-state honors in football ... team most valuable player and captain ... high school coach was Joey Christian ... member of the National Honor Society ...

Personal – Son of Sean and Holly Harris ... has two siblings ... major is management ... given name is Carson ... hobbies include hunting, fishing and spending time with family.

Career Highs

Atts: 11, Nevada, 2022

Yards: 44, Nevada, 2022

TDs: None

Long: 0, Nevada, 2022

Career Statistics

Year	G	Att	Yds	Avg	TDs	Lg
2022	3	17	70	4.1	0	9 (Nev)
2021	1	4	24	6.0	0	8 (UNLV)
Totals	4	21	94	4.5	0	

72 Christien Hawks, OT




**6-3, 290, So.
Norton, KS
(Norton)**

2022 – Did not see any action.

High School – Lettered in football, basketball and track ... selected for the Kansas Shrine Bowl in football ... multi-year all-state selection ... named to top 100 players list ... helped team to state runner-up finish ... lettered four years ... football coach was Lucas Melvin ... lettered three years in basketball ... four letters in track ... competed in the shot put and discus ... member of the National Honor Society.

Personal – Son of Jeremy and Renee Hawks ... has one sibling ... majoring behavioral science ... attended the Air Force Academy Prep School and played football ... hobbies include listening to music, playing the piano, art and grilling/cooking.

62 Matthew Heitmann, OL



**6-4, 290, Jr.
Littleton, CO
(Dakota Ridge)**

2022 – Did not see any action.

2021 – Did not see any action.

High School – Lettered in football, basketball and track ... second-team all-state selection in football ... two-time first-team all-conference selection ... high school football coach was Ron Woitalewicz ... graduated with a 3.96 grade point average.

Personal – Son of Keith and Sue Heitmann ... has one sister ... majoring in biochemistry ... attended the Air Force Academy Prep School and played football.

56 Mark Heistand, OT



**6-5, 285, Sr.
South Bend, IN
(Saint Joseph)**

2022 – Played in three games ... part of an offensive line that helped the Falcons lead the nation in rushing with a 326.7 average ... the offensive line was a semifinalist for the Joe Moore Award, which goes annually to the top offensive line in the nation ... the offensive line was key in helping the team lead the nation in time of possession

with a 36:33 mark ... the unit led the conference and ranked seventh in fewest sacks allowed with a .92 average.

2021 – Played in seven games ... helped the offensive line lead an offense that led the nation in rushing for the second consecutive year with a 327.7 per-game average, while setting a school record for most consecutive weeks to lead the nation in rushing during the season with 10, breaking the old mark of eight set in 2010 ... Air Force was the only team in the nation to average over 300 yards per game ... the offensive line also helped the Falcons lead the nation in time of possession with a 36:35 mark ... the unit featured eight different starting lineups up front, including three different centers ... the offensive line became the first from a group of five school to be named a finalist for the Joe Moore Award as the nation's top offensive line ... the unit was one of four finalists.

2020 – Did not see any action.

2019 – Did not see any action.

High School – Lettered three years in football, two in track and one in wrestling ... two-time first-team all-state honoree in football ... named first-team all-conference twice ... two-time regional qualifier in the shot put in track ... qualified for regionals in wrestling ... high school football coach was Bryon Whitten ... earned academic all-state honors in track twice and football once.

Personal – Parents are Harry and Terri Heistand ... has three siblings ... undecided about his major ... his father, Harry, was an assistant coach with the Denver Broncos ... two other relatives played in the NFL ... would like to be involved in football in some capacity in the future.

51 Kaleb Holcomb, OT



**6-4, 270, Sr.
Dublin, OH
(Coffman)**

2022 – Played in 13 games, starting five ... part of an offensive line that helped the Falcons lead the nation in rushing with a 326.7 average ... the offensive line was a semifinalist for the Joe Moore Award, which goes annually to the top offensive line in the nation ... the offensive line was key in helping the team lead the nation in

time of possession with a 36:33 mark ... the unit led the conference and ranked seventh in fewest sacks allowed with a .92 average.
2021 – Played in 10 games, starting eight ... seven straight starts at one point early in the season ... helped the offensive line lead an offense that led the nation in rushing for the second consecutive year with a 327.7 per-game average, while setting a then school record for most consecutive weeks to lead the nation in rushing during the season with 10, breaking the old mark of eight set in 2010 ... Air Force was the only team in the nation to average over 300 yards per game ... the offensive line also helped the Falcons lead the nation in time of possession with a 36:35 mark ... the unit featured eight different starting lineups up front, including three different centers ... the offensive line became the first from a group of five school to be named a finalist for the Joe Moore Award as the nation's top offensive line ... the unit was one of four finalists.

2020 – Did not see any action.
2019 – Did not see any action.

High School – Lettered two years in football ... first-team all-league tight end in 2018 ... high school football coach was Mark Crabtree.
Personal – Parents are Bill Holcomb and Kendra Matherig ... has one older sibling ... majoring in Aeronautical engineering ... nickname is Hulk ... attended the Air Force Academy Prep School and played football.


38 Ty Hubert, OLB



**5-11, 200, So.
Canton, GA
(Creekview)**

2022 – Did not see any action.
High School – Lettered in football, wrestling and lacrosse ... had the team's highest grade point average three years ... first-team all-region, all-county and all-metro ... high school coach was Trevor Williams ... nominated for the Governor's Honor Program two years ... Heisman High

School Scholarship winner ... Canton Optimist Award ... Georgia Scholar ... presidential scholar ... graduated fifth in his class ... member of the National Honor Society ... service as class president two years.
Personal – Son of Robert and Amy Hubert ... has two siblings ... majoring in aeronautical engineering ... hobby is racquetball.



Ethan Jackman

53 Steven Iles, OG



**6-2, 285, Sr.
Riverside, CA
(Corona Centennial)**

2022 – Played in 12 games ... part of an offensive line that helped the Falcons lead the nation in rushing with a 326.7 average ... the offensive line was a semifinalist for the Joe Moore Award, which goes annually to the top offensive line in the nation ... the offensive line was key in helping the team lead the nation in time of possession

with a 36:33 mark ... the unit led the conference and ranked seventh in fewest sacks allowed with a .92 average.
2021 – Played in one game, seeing action vs. Florida Atlantic ... helped the offensive line lead an offense that led the nation in rushing for the second consecutive year with a 327.7 per-game average, while setting a then school record for most consecutive weeks to lead the nation in rushing during the season with 10, breaking the old mark of eight set in 2010 ... Air Force was the only team in the nation to average over 300 yards per game ... the offensive line also helped the Falcons lead the nation in time of possession with a 36:35 mark ... the unit featured eight different starting lineups up front, including three different centers ... the offensive line became the first from a group of five school to be named a finalist for the Joe Moore Award as the nation's top offensive line ... the unit was one of four finalists.

2020 – Did not see any action.
High School – Lettered in football ... earned league offensive lineman of the year honors ... first-team all-league selection ... named to the Riverside County all-star team ... high school football coach was Matt Logan ... member of the National Honor Society.
Personal – Son of Todd and Cindy Iles ... has two sisters ... majoring in computer science with a minor in nuclear weapons and strategy ... attended the Air Force Academy Prep School and played football.

75 Ethan Jackman, OL



**6-4, 310, Sr.
Chaska, MN
(Chaska)**

2022 – Played in 12 games, starting one ... start came vs. Baylor in the bowl game ... part of an offensive line that helped the Falcons lead the nation in rushing with a 326.7 average ... the offensive line was a semifinalist for the Joe Moore Award, which goes annually to the top offensive line in the nation ... the offensive line was

key in helping the team lead the nation in time of possession with a 36:33 mark ... the unit led the conference and ranked seventh in fewest sacks allowed with a .92 average.

2021 – Played in five games, seeing action vs. Boise State, San Diego State, Colorado State, UNLV and Louisville ... helped the offensive line lead an offense that led the nation in rushing for the second consecutive year with a 327.7 per-game average, while setting a then school record for most consecutive weeks to lead the nation in rushing during the season with 10, breaking the old mark of eight set in 2010 ... Air Force was the only team in the nation to average over 300 yards per game ... the offensive line also helped the Falcons lead the nation in time of possession with a 36:35 mark ... the unit featured eight different starting lineups up front, including three different centers ... the offensive line became the first from a group of five school to be named a finalist for the Joe Moore Award as the nation's top offensive line ... the unit was one of four finalists.

2020 – Did not see any action.

High School – Lettered four years in wrestling and three in football ... earned all-Metro team honors in 2018 in football ... was the conference offensive lineman of the year ... two-time all-district selection ... 2018 Start Tribune second-team all-Metro selection ... selected to the Minnesota All-Star team ... high school football coach was Bryan Dahl ... wrestled as a heavyweight ... three-time state qualifier ... sectional champion in 2018 ... second-team academic all-state selection ... two-time all-conference selection ... member of the National Honor Society and student council.

Personal – Son of Mark and Lynn Jackman ... majoring in aeronautical engineering and applied mathematics ... hobbies include reading, golf and fishing.

10 Jalen Johnson, RB



**5-10, 185, Sr.
Decatur, GA
(Collins Hills)**

2022 – Played in six games ... finished with two carries for 102 yards and a touchdown ... rushed for an 80 yard touchdown vs. Northern Iowa on his first-career carry ... the 80-yard run was the longest in the conference in 2022 ... one carry for 22 yards at Utah State.

2021 – Did not see any action.

2020 – Did not see any action.

High School – Lettered in football and track ... ran the 100-, 200-meters, 4x100-meters and 4x400-meters in track ... high school football coach was Lenny Gregory.

Personal – Parents are Andre Johnson and Sadie Simone Franklin ... has two siblings ... major is computer science.

Career Highs

Atts: 1, Utah State, 2022

Yards: 80, Northern Iowa, 2022

TDs: 1, Northern Iowa, 2022

Long: 80, Northern Iowa, 2022

Career Statistics

Year	G	Att	Yds	Avg	TDs	Lg
2022	2	2	102	51.5	1	80 (UNI)



5 Jensen Jones, QB



**6-2, 215, Sr.
Naples, FL
(St. John Neumann Catholic)**

2021 – Played in seven games ... three carries for a career-high 28 yards and a TD vs. New Mexico ... four carries for 18 yards vs. Boise State ... one carry for four yards at UNLV...also attempted the first pass of his career ... two carries for 14 yards with a long of eight vs. Nevada ... rushed for 18 yards and a TD on four carries vs. UNI.

2021 – Played in one game, seeing action vs. UNLV ... recorded four carries for 27 yards and a touchdown with a long run of 12 yards ... scored his first-career touchdown on an eight yard run.

2020 – Played in one game, seeing action vs. Utah State ... had two carries for 13 yards with a long run of seven yards ... did not attempt any passes.

High School – Lettered in football, basketball and baseball ... helped lead football team to an undefeated regular season as a junior and to the regional finals as a senior ... earned first-team all-state honors in 2017-18 ... was the state's 2A player of the year and Florida Mr. Football Finalist ... earned all-state honors in 2018 ... named Max Preps small school All-American on defense ... two-time first-team all-district honoree ... named district player of the year in 2018 ... won the 2019 Broxson Award as the best player in southwest Florida ... named 2019 Winged Foot Award winner as top scholar-athlete in the area ... earned three letters ... rushed for 4,327 yards and 64 touchdowns in his career, while passing for 2,673 yards and 22 touchdowns ... also recorded 610 yards and eight touchdowns receiving ... received offers from schools for six different positions ... high school football coach was his father, Damon Jones ... played catcher and center field in baseball and earned three letters.

Personal – Son of Damon Jones and Jamie Weis-Jones ... has two siblings ... nickname is J-Man ... majoring in management ... attended the Air Force Academy Prep School and played football ... hobby is fishing.

Career Highs

Passing

Comps:.....None
Atts:1, UNLV, 2022
Yards:.....None
TDs:.....None
Long:.....None

Rushing

Carries:4, Boise State, 2022
Yards:.....28, New Mexico, 2022
TDs:.....1, New Mexico, 2022
Long:.....15, Northern Iowa, 2022

Career Statistics

Rushing

Year	G	Att	Yds	Avg	TDs	Lg
2022	7	14	82	5.9	2	15 (UNI)
2021	1	4	27	6.8	1	12 (UNLV)
2020	1	2	13	6.5	0	7 (USU)
Total	9	20	122	6.1	3	

Passing

Year	G	C-A-I	Pct.	Yds	TD	Lg
2022	7	0-1-0	.000	0	0	--
2021	1	0-0-0	.000	0	0	--
2020	1	0-0-0	.000	0	0	--
Total	9	0-1-0	.000	0	0	--

46 Zach Juckel, ILB



**6-2, 210, So.
Lakeville, MN
(Lakeville South)**

2022 – Did not see any action.

High School – Lettered three years in football ... helped team to state championship ... team captain ... led team in tackles for three years ... high school football coach was Ben Burk ... also played hockey ... graduated in the top 15 of his class with a 4.3 grade point average.

Personal – Son of Dan and Katy Juckel ... has two older siblings ... undecided about his major ... nickname is Jucks ... hobbies include music, playing the guitar and any outdoor activities.

59 Adam Karas, OT



**6-4, 285, Sr.
Arvada, CO
(Pomona)**

2022 – Played in 13 games, starting eight ... part of an offensive line that helped the Falcons lead the nation in rushing with a 326.7 average ... the offensive line was a semifinalist for the Joe Moore Award, which goes annually to the top offensive line in the nation ... the offensive line was key in helping the team lead the nation in

time of possession with a 36:33 mark ... the unit led the conference and ranked seventh in fewest sacks allowed with a .92 average.

2021 – Played in 10 games, starting two ... starts came against San Diego State and Louisville in the bowl game ... helped the offensive line lead an offense that led the nation in rushing for the second consecutive year with a 327.7 per-game average, while setting a then school record for most consecutive weeks to lead the nation in rushing during the season with 10, breaking the old mark of eight set in 2010 ... Air Force was the only team in the nation to average over 300 yards per game ... the offensive line also helped the Falcons lead the nation in time of possession with a 36:35 mark ... the unit featured eight different starting lineups up front, including three different centers ... the offensive line became the first from a group of five school to be named a finalist for the Joe Moore Award as the nation's top offensive line ... the unit was one of four finalists.

2020 – Did not see any action.

High School – Lettered four years in football and track and two years in basketball ... helped the team to the 2017 Colorado 5A state championship ... earned first-team all-conference and all-Colorado honors in 2018 ... high school football coach was Jay Madden ... threw the shot put and discus in track ... graduated with a 3.8 grade point average ... three-time academic all-state honoree ... earned the National Football Foundation Scholar-Athlete Award.

Personal – Son of Brian and Heather Karas ... has a younger brother ... majoring in management.

31 Kaleb Killian, RB



**5-9, 195, So.
Jacksonville, FL
(Trinity Christian Academy)**

2022 – Did not see any action.
High School – Lettered in football ... high school football coach was Verlon Dorminey.
Personal – Son of Raynell, Jr. and Tanika Killian ... has two siblings ... majoring in economics ... nickname is Kill ... attended the Air Force Academy Prep School and

played football ... hobbies include video games, and hanging out with friends.

23 Dane Kinamon, WR



**6-0, 205, Sr.
Peachtree City, GA
(McIntosh)**

2022 – Played in three games, missed 10 due to injury ... returned to the lineup for Army game after missing the last six due to injury, had no statistics ... rushed for 21 yards on three carries vs. Colorado...one catch for eight yards ... recorded career highs in rushing and receiving vs. UNI, rushing for 77 yards on two carries with

a career-long 71 yard TD rush ... career-high 80 yards receiving on a career-long 80 yard TD catch, the eighth longest in program history and longest in the MW ... career-best 157 all-purpose yards.

2021 – Played in 12 games, missed the UNLV game due to injury ... rushed for 165 yards and five touchdowns and was second on the team in receiving with 10 catches for 141 yards and two TDs ... three carries for five yards and three catches for 40 yards vs. Louisville in bowl game ... rushed for 22 yards and a touchdown on six carries vs. Nevada, scored his touchdown in the first overtime ... career-highs of eight carries and 65 yards at Colorado State with a career-long run of 16 yards, also caught two passes for 21 yards and a touchdown ... career highs in receiving with four catches for 66 yards and first-career receiving TD vs. Army, also had one carry for three yards ... threw an INT on first pass attempt of his career ... three carries for 13 yards and a TD vs. SDSU...also had his first-career catch, good for 14 yards ... five carries for 21 yards and a TD at New Mexico ... five carries for 29 yards and a career long run of 14 yards vs. FAU ... two carries for 10 yards and his first-career touchdown vs. Utah State ... one carry for one yard at Navy ... returned to the Academy after missing 2020

2020 – Did not see any action.

2019 – Played in 11 games, the most by any freshman on the team ... had one tackle on special teams.

High School – Lettered four years in football and baseball ... earned all-county honors in both sports as a sophomore ... was all-county offensive most valuable player as a junior in football ... first-team all-region at quarterback ... earned all-county athlete of the year honors ... was named all-region in baseball as well as being named team most valuable player ... named football team most valuable player as a senior ... was a first-team all-region selection at quarterback as a senior ... high school football coach was Lee Belknap ... was on the honor roll all four years ...earned the Mowell Cup Award.

Personal – Son of Chuck and Kari Kinamon ... is the youngest of four children ... major is management ... his father is a 1986 graduate of the Air Force Academy and lettered in football in 1984-1985 ... his brother, Derek, is a graduate of the Air Force Academy and is currently a C-130



Dane Kinamon

pilot in the Air Force ... would like to attend pilot training after graduation ... hobbies include fishing and skiing.

Career Highs

Receiving

Catches: 4, Army, 2021
Yards: 80, Northern Iowa, 2022
TDs: 1, Northern Iowa, 2022
Long: 80, Northern Iowa, 2022

Rushing

Carries: 8, Colorado State, 2021
Yards: 77, Northern Iowa, 2022
TDs: 1, Northern Iowa, 2022
Long: 71, Northern Iowa, 2022

Career Statistics

Year	G	Att	Yds	Avg	TDs	Lg
2022	3	2	88	44.0	1	80 (UNI)
2021	12	10	141	14.1	2	23 (Army)
2019	11	0	0	0.0	0	--
Total	26	12	229	19.0	3	

Rushing

Year	G	Att	Yds	Avg	TDs	Lg
2022	3	5	98	19.6	1	71 (UNI)
2021	12	37	165	4.3	5	16 (CSU)
2019	11	0	0	0.0	0	--
Totals	26	42	263	6.3	6	

54 Jackson Kohal, OL



**6-4, 305, Jr.
Coeur d'Alene, ID
(Coeur d'Alene)**

2022 – Played in two games, seeing action vs. Nevada and New Mexico ... part of an offensive line that helped the Falcons lead the nation in rushing with a 326.7 average ... the offensive line was a semifinalist for the Joe Moore Award, which goes annually to the top offensive line in the nation ... the offensive line was key in helping the team lead the nation in time of possession

with a 36:33 mark ... the unit led the conference and ranked seventh in fewest sacks allowed with a .92 average.

2021 – Did not see any action.

High School – Lettered in football and wrestling ... three-year starter in football ... helped team to third place and runner up finishes ... two-time first-team all-state honoree ... three-time all-league selection ... lettered all four years ... athlete of the year ... high school football coach was Shawn Amos ... lettered four years in wrestling ... finished third and fourth place in state ... member of the National Honor Society ... ranked in the top 20 of his class and graduated with a 4.2 grade point average.

Personal – Son of Tim and Sarah Kohal ... has three siblings ... majoring in mechanical engineering ... hobbies are hiking and fishing.

was TJ Ewing ... earned athletic honors at his high school ... graduated with honors.

Personal – Parents are Damon and Emily Larrier ... his father, Damon, is deceased ... has one older sister ... majoring in biology and getting a minor in political science ... would like to attend pilot training after graduation ... hobbies include listening to podcasts, playing his play station and basketball.

Career Highs

Rushing

Carries: 9, UNLV, 2021
Yards: 80, UNLV, 2021
TDs: 1, UNLV, 2021
Long: 28, Colorado, 2022

Receiving

Carries: 1, Army, 2022
Yards: 37, Boise State, 2022
TDs: None
Long: 37, Boise State, 2022

Career Statistics

Rushing

Year	G	Att	Yds	Avg	TDs	Lg
2022	6	12	60	5.0	0	28 (CU)
2021	5	12	106	8.8	1	18 (UNLV)
2019	1	1	-3	-3.0	0	-3 (Colg)
Total	12	25	163	6.5	1	

Receiving

Year	G	Att	Yds	Avg	TDs	Lg
2022	6	1	37	37.0	0	37 (BSU)
Total	6	1	37	37.0	0	37 (BSU)

Passing

Year	G	C-A-I	Pct.	Yds	TD	Lg
2022	6	0-0-0	.000	0	0	--
2021	5	0-0-0	.000	0	0	--
2019	1	0-0-0	.000	0	0	--
Total	12	0-0-0	.000	0	0	

9 Zac Larrier, QB



**6-0, 195, Sr.
Youngstown, OH
(Monterey Trail)**

2022 – Played in six games, missing six due to injury ... first-career reception vs. Boise State, good for 37 yards ... returned to the lineup at UNLV, rushing for four yards on three carries ... rushed for 60 yards on six carries vs. Colorado ... had a career-long run of 28 yards and averaged 10.0 yards per carry

2021 – Played in five games ... career highs in every rushing category vs. UNLV with nine carries for 80 yards and his first-career touchdown ... also had a career-long run of 18 yards ... one carry for 16 yards vs. SDSU ... one carry for four yards at New Mexico ... returned to Academy after missing 2020 ... Mountain West outdoor track champion in the 200-meters in the spring of 2021 ... won the MW indoor championship in the 200-meters during the 2022 indoor season with a time of 20.95, the second-fastest in program history ... won the 200-meters at Air Force Twilight Open with a time of 20.99, the fifth fastest in AF history ... repeated his MW indoor title in 2022.

2020 – Did not see any action.

2019 – Played in one game, seeing action in the season opener vs. Colgate ... had one carry for three yards ... did not have any pass attempts.

High School – Lettered three years each in football, basketball and track ... three-time conference champion in the 400-meter run ... two-time 200-meter conference champion ... part of the three-time 4x400-meter conference championship relay team ... won the 4x100-meter conference championship as a senior ... won the state championship in the 400-meter run and 4x100-meter relay as a senior ... earned All-America honors in the 400-meters ... three-time all-league selection in football ... second-team all-state selection in football as a senior ... named league offensive player of the year as a senior ... earned all-section honors as an all-purpose player ... high school football coach

19 Jesse Likens, DB



**5-9, 165, Jr.
Youngstown, OH
(John F. Kennedy)**

2022 – Did not see any action.


2021 – Did not see any action.

High School – Lettered in football and track ... first-team all-state and all-NEO Inland district ... first-team all-county ... earned league offensive most valuable player honors ... two-time team captain ... helped his team to a state runner-up

finish ... football coach was Dominic Prologo ... ran the 100-, 200- and 400-meters in track ... member of the National Honor Society ... was class valedictorian ... had a 4.0 unweighted grade point average.

Personal – Parents are Wade and Melanie Likens ... has two siblings ... majoring in management.

6 Matthew Malloy, OLB



**6-3, 215, Sr.
Scottsdale, AZ
(Notre Dame Prep)**

2022 – Played in two games ... returned to action vs. New Mexico after missing eight games due to injury ... recorded one tackle vs. UNI ... first action since missing last eight games of 2021.

2021 – Played in five games, missed the last seven due to injury ... moved from inside linebacker to outside and from No. 41 to 6.

2020 – Played in five games ... recorded nine total tackles, a sack and tied for second on the team with one interception ... career-high six tackles at Utah State, including a quarterback sack for two yards ... also recorded the first interception of his career, returning it six yards ... two tackles against Boise State and one vs. New Mexico.

High School – Lettered three years in football and baseball ... team captain ... all-region selection ... played five different positions on defense, collecting over 100 tackles as a senior ... also played tight end in situations ... high school coaches were George Prelock and Nick Smith ... played outfield in baseball ... on the dean’s list and principal’s list.

Personal – Son of Terry and Marta Malloy ... has two siblings ... majoring in business management ... would like to become a pilot in the Air Force ... hobby is combat sports.

Career Highs

UT: 3, Utah State, 2020
AT: 3, Utah State, 2020
TOT: 6, Utah State, 2020
TFL: 1.0, Utah State, 2020

Career Statistics

Year	G	UT-AT	TOT	TFL	Sacks	INT
2022	2	0-1	1	0.0-0	0.0-0	0-0
2021	5	0-0	0	0.0-0	0.0-0	0-0
2020	5	6-3	9	1.0-2	1.0-2	1-6
Total	12	6-4	10	1.0-2	1.0-2	1-6

15 Jake Martin, DB



**6-2, 200, Jr.
Monument, CO
(Lewis Palmer)**

2022 – Played in all 13 games ... recorded five total tackles ... career high of one tackle in five different games ... one tackle vs. Baylor in the bowl game.


2021 – Did not see any action.

High School – Lettered in football, wrestling and lacrosse ... team captain for football and wrestling ... named team

most valuable player in football ... first-team all-conference ... Gazette Preps Peak Performer ... classroom champion ... football coach was Dustin Tupper ... wrestled at 145 and 170 pounds ... was a defensive midfielder in lacrosse.

Personal – Parents are Jay and Travis Elaine Martin ... has two siblings ... given name is Jacob ... majoring in business management ... attended the Air Force Academy Prep School and played football ... hobbies are hunting, fishing and hiking ... enjoys traveling.

Jake Martin



Career Highs

UT: 1, Baylor, 2022
AT: 1, San Diego State, 2022
TOT: 1, Baylor, 2022
TFL: None

Career Statistics

Year	G	UT-AT	TOT	TFL	Sacks	INT
2022	13	3-2	5	0.0-0	0.0-0	0-0

24 Robert Mbroh, ILB



**6-3, 220, Jr.
Oklahoma City, OK
(Heritage Hall)**

2022 – Played in three games, seeing action vs. Northern Iowa, Nevada and New Mexico ... one assisted tackle vs. Northern Iowa.

2021 – Did not see any action.

High School – Lettered in football, basketball and track ... all-district selection in football ... Oklahoma Super 30 Athlete honor ... helped team to two state championships ... football coach was Brett Bogert ... played forward in basketball and threw the shot put in track ... member of the National Honor Society ... Mu Alpha Theta, Headmasters List ... graduated with a 4.0 grade point average.

Personal – Parents are Robert and Carmon Mbroh ... has an older sister ... majoring in aeronautical engineering ... nickname is Rob ... hobbies include worship, playing video games and hanging out with friends.

71 Michael McAninch, OL



**6-3, 300, Jr.
Toledo, OH
(Western)**

2022 – Did not see any action.
2021 – Did not see any action.
High School – Lettered in football three years ... helped team to district championship ... first-team all-state ... football coach was David Mifsud ... member of the National Honor Society ... ranked 23rd in his class.

Personal – Parents are Daniel and Joellen McAninch ... has three siblings ... majoring in management ... hobbies are snowmobiling and video games ... nickname is Big Mac.

42 Jakobi McGowan, DB



**6-1, 205, Jr.
Indianapolis, IN
(Brownsburg)**

2022 – Did not see any action.
2021 – Did not see any action.
High School – Lettered in football.
Personal – Majoring in biology.

82 Connor McIntee, TE



**6-3, 235, Sr.
Sacramento, CA
(Jesuit)**

2022 – Played in three games, seeing action vs. Northern Iowa, Nevada and New Mexico ... not credited with any statistics.
2021 – Played in one game, seeing action vs. UNLV ... not credited with any statistics.
2020 – Did not see any action.
High School – Lettered in football.

Personal – Parents are Mike and Jill McIntee ... majoring in mechanical engineering ... attended the Air Force Academy Prep School and played football.

41 J. Frank Melgarejo III, LS



**6-0, 225, Sr.
Plantation, FL
(American Heritage)**

2022 – Played in two games, seeing action vs. Nevada and New Mexico.
2021 – Did not see any action.
2020 – Did not see any action.
High School – Lettered four years in football and two in weightlifting ... placed third in Region 8 Finals in 2018 ... competed at the 2018 FHSAA Boys Weightlifting State

Championships ... earned first place at the weightlifting district finals in 2019 ... long snapper at the 2018 American Heritage game and 2018 state championship ... competed in national competitions for long snappers from 2016-19.

Personal – Son of Monica Melgarejo ... has one sibling, Julio Diaz ... majoring in management ... given name is Jose Francisco Melgarejo but goes by Frank ... attended the Air Force Academy Prep School and played football ... hobbies include video games, music and weights.

85 Parker Menefee, TE



**6-6, 240, So.
Missouri City, TX
(Ridge Point)**

2022 – Did not see any action.
High School – Lettered in football and baseball ... football coach was Rick LaFavers ... played pitcher and first base in baseball.

Personal – Son of Chris and Jennifer Menefee ... has two siblings ... majoring in management ... attended the Air Force Academy Prep School and played football.

10 Jalen Mergerson, OLB



**5-11, 210, Sr.
Aurora, CO
(Eaglecrest)**

2022 – Played in 13 games ... one solo tackle vs. SDSU ... career-best four tackles at UNLV ... one tackle vs. Nevada.
2021 – Played in 13 games, starting two ... starts came vs. Lafayette and Navy ... one tackle at Colorado State ... three tackles and a pass breakup vs. Lafayette...first-career game played and started.

2020 – Did not see any action.

2019 – Did not see any action.

High School – Lettered four years in football and three in track ... two-time first-team all-state selection in football ... first-team all-Colorado in 2017 ... twice named Mt. Wilson conference offensive player of the year ... Golden Helmet nominee ... Gatorade player of the year ... high school football coach was Mike Schmidt ... was an AP scholar ... earned first-team academic all-state honors ... earned the school's Principal Leadership Award.

Personal – Parents are Ivan and Aimee Mergerson ... has two siblings, Mikayla and Mariah ... nickname is Merg ... majoring in management

2023 PLAYER PROFILES



Jalen Mergerson

... attended the Air Force Academy Prep School and played football ... hobbies include hiking, fishing and getting together with friends.

Career Highs

UT: 1, San Diego State, 2022
 AT: 3, UNLV, 2022
 TOT: 4, UNLV, 2022
 TFL: None

Career Statistics

Year	G	U-A	TOT	TFL	Sacks	INT
2022	13	3-3	6	0.0-0	0.0-0	0-0
2021	13	3-4	7	0.0-0	0.0-0	0-0
Total	26	6-7	13	0.0-0	0.0-0	0-0

... four tackles at Nevada ... three tackles at Colorado State ... four tackles vs. SDSU ... season-high 11 tackles and a TFL at Boise State ... also had a tackle on fourth-and-goal to prevent a score ... the 11 stops tied as the most by a Falcon in 2021 ... four tackles and a TFL vs. Wyoming ... three tackles and a forced fumble at New Mexico ... team-high seven tackles vs. FAU, matching his career high in tackles ... two tackles vs. Utah State ... recorded four total tackles vs. Lafayette, started the game...tied his career high with two unassisted tackles.

2020 – Played in three games, starting two ... missed the final three games of the season due to injury ... two tackles vs. Boise State ... four tackles at San Jose State in his first-career start ... tied for the team lead in tackles with a career-high seven vs. Navy in his first-career game, also had a sack for seven yards

High School – Lettered in football and track ... team was three-time state champions ... three-time all-conference selection ... two-time all-region selection ... earned all-state honors as a senior ... earned conference defensive most valuable player honors as a senior ... named all-area defensive most valuable player his senior year ... threw the shot put and discus in track ... two-time state champion in the shot put ... high school football coach was Andy Capone ... earned a 4.06 grade point average.

Personal – Son of Jason and Ashleigh Mock ... has one sister ... majoring in management ... hobbies include hunting and fishing.

Career Highs

UT: 7, Boise State, 2021
 AT: 11, Navy, 2022
 TOT: 13, Navy, 2022
 TFL: 1.5, Navy, 2022

Career Statistics

Year	G	U-A	TOT	TFL	Sacks	INT
2022	11	24-41	65	5.0-19	1.0-8	0-0
2021	11	32-21	53	1.5-1	1.0-1	0-0
2020	3	3-10	13	1.0-7	1.0-7	0-0
Total	25	59-72	131	7.5-27	3.0-16	0-0

40 Alec Mock, ILB




**6-3, 240, Sr.
 Weddington, NC
 (Weddington)**

2022 – Started 11 games, missing two due to injury ... third on the team in tackles with 65...also had 5.0 TFL for 19 yards and a sack for eight yards second on the team with six QB hurries ... five tackles and a PBU vs. Baylor in the bowl game ... five tackles at SDSU ... seven tackles vs. Colorado State ... three tackles, a sack and a PBU vs. New Mexico ... returned

to the lineup for Army game after missing two games due to injury ... recorded five total tackles and a PBU ... five tackles at Utah State ... QB hurry in four straight games ... career highs of 13 tackles and 1.5 TFL vs. Navy ... also had a QB hurry ... then-season-high eight tackles, 0.5 TFL and a QBH vs. Nevada ... six tackles, a TFL and a QB hurry at Wyoming ... five tackles, fumble recovery and QB hurry vs. Colorado ... recorded three total tackles and a TFL for one yard vs. UNI.

2021 – Played in 11 games, starting nine ... fifth on the team in tackles with 53...also had 1.5 TFL, a sack and a forced fumble ... six tackles vs. Louisville in bowl game ... five tackles and a fumble recovery vs. UNLV



Alec Mock

76 Alex Moore, OL



**6-3, 270, Jr.
Louisville, KY
(Trinity)**

2022 – Played in two games, seeing action vs. Nevada and New Mexico ... part of an offensive line that helped the Falcons lead the nation in rushing with a 326.7 average ... the offensive line was a semifinalist for the Joe Moore Award, which goes annually to the top offensive line in the nation ... the offensive line was key in helping the

team lead the nation in time of possession with a 36:33 mark ... the unit led the conference and ranked seventh in fewest sacks allowed with a .92 average.

2021 – Did not see any action.

High School – Lettered in football ... helped team to three state championships ... first-team all-district and all-state ... high school coach was Bob Beatty ... member of the National Honor Society ... class vice president ... graduated with a 4.0 grade point average.

Personal – Son of Ryan and Jody Moore ... has two siblings ... majoring in management.

69 Wesley Ndago, OG



**6-2, 300, Sr.
Waco, TX
(Midway)**

2022 – Played in 12 games, all starts ... missed the bowl game due to injury ... part of an offensive line that helped the Falcons lead the nation in rushing with a 326.7 average ... the offensive line was a semi-finalist for the Joe Moore Award, which goes annually to the top offensive line in the nation ... the offensive line was key in

helping the team lead the nation in time of possession with a 36:33 mark ... the unit led the conference and ranked seventh in fewest sacks allowed with a .92 average.

2021 – Played in 12 games, starting five ... starts came vs. Boise State, San Diego State, Army, Colorado State and UNLV ... helped the offensive line lead an offense that led the nation in rushing for the second consecutive year with a 327.7 per-game average, while setting a then school record for most consecutive weeks to lead the nation in rushing during the season with 10, breaking the old mark of eight set in 2010 ... Air Force was the only team in the nation to average over 300 yards per game ... the offensive line also helped the Falcons lead the nation in time of possession with a 36:35 mark ... the unit featured eight different starting lineups up front, including three different centers ... the offensive line became the first from a group of five school to be named a finalist for the Joe Moore Award as the nation's top offensive line ... the unit was one of four finalists.

2020 – Did not see any action.

High School – Lettered in football, wrestling and track ... two-time first-team all-district selection ... first-team all-Super Centex selection ... team won the 4A football state championship while at Sheridan High School ... high school football coach was Jeff Hulme ... threw the shot put and discus in track ... graduated with a 4.03 grade point average ... was in the top 15 percent of his class ... earned an academic letter all four years.

Personal – Son of Maurice Ndago and Immaculate Okeyo ... has three siblings ... majoring in biology with a minor in Spanish ... was born in Homa Bay, Kenya ... given name is Wesley Vitalis Mugah Ndago.



Wesley Ndago

36 Kendall Newsom, DB



**5-9, 170, Jr.
Arlington, TX
(North Catholic)**

2022 – Played in one game, seeing action vs. New Mexico ... not credited with any statistics.

2021 – Did not see any action.

High School – Lettered in football and track ... defensive newcomer of the year in football ... football coach was David Beaudin.

Personal – Parents are Tony and Gwen Newsome ... has one sibling ... majoring in computer science ... hobbies include reading and spending time with family.

92 John Olson, PK



**6-2, 165, Sr.
Lakeview, MN
(Lakeview South)**

2022 – Played in one game, seeing action vs. Nevada ... two kickoffs with one touchback.

2021 – Did not see any action.

2020 – Did not see any action.

High School – Lettered in football, track, soccer and skiing ... three-year letterman in football ... helped his team to the state

semifinals two years ... team was three-time conference champion ... team's leading scorer as a sophomore ... set school record for field goals made in his career ... second-most field goals in a season and extra points in a season and career ... state qualifier in the triple jump ... lettered three years in soccer ... sectional champion ... six-year varsity alpine skiing letterman ... helped team to state championship once and runner up finish once ... three-time conference champions ... earned all-state honors twice and all-conference honors five times ... was a FIS Junior Championships participant ... four-year academic achievement award winner ... graduated summa cum laude with a 4.351 grade point average ... AP scholar with distinction ... Rotary Student of the Month ... FTC Robotics State Champion and four-time regional champion.

Personal – Parents are John and Georgetta Olson ... has two brothers ... majoring in astronautical engineering ... hobbies are skiing, watersports and robotics.

47 Kyler Orr, ILB



**6-1, 210, So.
Chandler, AZ
(Chandler)**

2022 – Did not see any action.
High School – Lettered in football and lacrosse ... helped team to four state championships in football ... first-team all-district selection ... played attack in lacrosse.
Personal – Parents are R.J. and Lida Orr ... has two siblings ... majoring in economics ... attended the Air Force Academy Prep School and played football ...

School and played football ... hobby is golf.

68 Thor Paglialong, OC



**6-4, 300, Sr.
Woodstock, IL
(Marian Central Catholic)**

2022 – Started all 13 games ... part of an offensive line that helped the Falcons lead the nation in rushing with a 326.7 average ... the offensive line was a semifinalist for the Joe Moore Award, which goes annually to the top offensive line in the nation ... the offensive line was key in helping the team lead the nation in time of possession

with a 36:33 mark ... the unit led the conference and ranked seventh in fewest sacks allowed with a .92 average.

2021 – Played in nine games, starting four ... starts came vs. Navy, Utah State, Nevada and Louisville ... helped the offensive line lead an offense that led the nation in rushing for the second consecutive year with a 327.7 per-game average, while setting a then school record for most consecutive weeks to lead the nation in rushing during the season with 10, breaking the old mark of eight set in 2010 ... Air Force was the only team in the nation to average over 300 yards per game ... the offensive line also helped the Falcons lead the nation in time of possession with a 36:35 mark ... the unit featured eight different starting lineups up front, including three different centers ... the offensive line became the first from a group of five school to be named a finalist

for the Joe Moore Award as the nation's top offensive line ... the unit was one of four finalists.

2020 – Did not see any action.

High School – Lettered four years in football, wrestling and lacrosse ... high school football coach was Mike Maloney ... third-team all-state selection in wrestling in 2018 ... all-conference selection in lacrosse ... all-state honors in wrestling as a heavyweight.

Personal – Son of Rodney Paglialong and Kristin Abrahamsen ... has a younger sibling ... majoring in business ... attended the Air Force Academy Prep School and played football.

56 Cole Palmer, OLB



**6-4, 235, Jr.
Colorado Springs, CO
(TCA)**

2022 – Did not see any action.

2021 – Did not see any action.

High School – Lettered in football and lacrosse ... earned team offensive most valuable player honors and overall team MVP award ... two-time first-team all-state selection ... two-time all-conference selection ... named to the all-state team ...

football coach was Justin Rich.

Personal – Parents are Scott and Bethany Palmer ... has a younger brother, who is a freshman at the Air Force Academy and playing football ... majoring in management ... attended the Air Force Academy Prep School and played football ... hobbies include skiing and photography.

37 Aidan Plate, DB



**6-2, 200, So.
Dayton, OH
(Kettering Archbishop Alter)**

2022 – Did not see any action.

2021 – Did not see any action.

High School – Lettered in football and basketball ... earned most outstanding defensive back honors for his team twice ... first-team-all-conference honors twice ... team captain ... first-team all-district and second-team all-state as a senior ... helped team to two conference titles and two regional championships ... team was state runner-up in 2018 and state semifinalist in 2020 ... recorded 79 tackles as a senior, along with four interceptions ... had eight career interceptions and 152 career tackles ... football coach was Ed Domsitz ... president of Student Council, German and University Clubs ... Upper Room leader ... men's fellowship founder ... member of the National Honor Society ... graduated with a 4.3 grade point average.

Personal – Parents are Jeffrey and Kelly Murphy-Plate ... has four siblings ... majoring in behavioral science ... hobbies are spike ball, cooking and watching movies.



Thor Paglialong

13 PJ Ramsey, OLB



6-3, 260, Jr.
Phenix City, AL
(Central)

2022 – Played in 11 games ... two tackles and a sack at SDSU ... two tackles and 0.5 TFL vs. New Mexico ... one tackle and a sack at UNLV ... two tackles at Utah State ... career-high three tackles and first-career TFL (-9) vs. Nevada ... recorded one tackle vs. UNI.

2021 – Played in one game, seeing action vs.

Lafayette in the season opener and against Louisville in the bowl game ... was not credited with any statistics.

2020 – Played in two games, seeing action vs. Boise State and Utah State ... played both defensive end and outside linebacker ... recorded one tackle at Utah State.

High School – Lettered three years in football ... was team captain ... earned first-team all-state and all-area honors ... named Bi-City defensive player of the year ... helped team to the 2018 7A state championship ... team was runner up in 2019 ... recorded 105 total tackles, four sacks and four fumble recoveries his senior year ... high school football coach was Jamie Dubose ... lettered three years in baseball ... named all-Bi-City honorable mention ... member of the National Honor Society ... ranked 10th in his graduating class with a 4.2 grade point average.

Personal – Parents are James and LaLanya Patrick ... has three siblings ... majoring in civil engineering.

Career Highs

UT:1, Army, 2022
 AT:2, Nevada, 2022
 TOT:3, Nevada, 2022
 TFL:1.0, San Diego State, 2022

Career Highs

Year	G	UT-AT	TOT	TFL	Sacks	INT
2022	11	6-7	13	3.5-22	2.0-12	0-0
2021	1	0-0	0	0.0-0	0.0-0	0-0
2020	2	0-1	1	0.0-0	0.0-0	0-0
Total	14	6-8	14	3.5-22	2.0-12	0-0

34 Nasir Rashid, ILB



6-0, 225, Sr.
Shaker Heights, OH
(Shaker Heights)

2022 – Played in one game, seeing action vs. Nevada ... recorded one assisted tackle.

2021 – Played in one game, seeing action vs. UNLV ... was not credited with any statistics.

2020 – Played in four games, collecting one tackle against Navy.

High School – Lettered three years in football and two in track ... team captain two years in football ... earned Raider of the Year Award ... earned all-conference, all-district and all-state honors ... recorded 49 tackles as a sophomore, 88 as a junior and 86 as a senior ... recorded 223 career tackles, 28 tackles for loss and seven pass breakups in his career ... had 11 carries for 107 yards and two touchdowns on offense ... high school football coach was Jarvis Gibson ... member of student council, CORE, SGORR and MAC Scholar ... member of the National Honor Society ... graduated with a 4.0 grade point average ... earned two Shaker Heights Foundation Scholarships.

Personal – Son of Abdul and Timeka Rashid ... has a younger brother ... given name is Nasir al-Din Hasan Rashid ... majoring in management ... member of cadet squadron nine ... attended the Air Force Academy Prep School and played football.

29 Evan Rau, WR




5-9, 170, So.
Waipahu, HI
(Kamehameha)

2022 – Did not see any action.

High School – Lettered in football and track ... first-team all-state ... first-team all-Hawaii ... football coach was Abu Maafala ... ran the 100- and 200-meters, along with the 4x100-meter relay ... also long jumped ... graduated with a 3.9 grade point average.

Personal – Son of John and Dionne Rau ... has a younger sibling ... majoring in management.

52 Matthew Reddick, ILB



6-2, 230, So.
Charlotte, NC
(South Mecklenburg)

2022 – Did not see any action.

High School – Lettered in football, baseball and swimming ... three-year all-conference honoree in football ... earned all-Observer team twice ... recorded 100-plus tackles as a senior ... was a three-year team captain ... football coach was Joe Evans ... played outfield in baseball ... participated in the 100- and 50-meters in swimming ... graduated with a 4.1 grade point average ... named to the AP honor roll.

Personal – Son of Robert, Jr. and Lauren Reddick ... has two younger siblings ... majoring in management ... given name is Robert ... was born in Virginia.



PJ Ramsey

8 Bo Richter, ILB



**6-2, 250, Sr.
Naperville, IL
(Naperville North)**

2022 – Played in 13 games, starting five, playing defensive end, inside and outside linebacker ... fourth on the team in TFLs with 5.5 for 20 yards, also had three QBH ... two tackles and a QBH vs. SDSU ... returned to the lineup vs. Colorado State after missing the New Mexico game, had one tackle ... two tackles and 0.5 TFL vs.

Army ... two tackles and a QB hurry vs. Boise State ... four tackles and 1.5 TFL for nine yards at Utah State ... career highs of seven tackles and 1.5 TFL vs. Navy ... one tackle and a TFL vs. Nevada ... two tackles, a TFL and a QB hurry vs. CU ... recorded two tackles vs. UNI.

2021 – Played in 11 games, starting the final two games of the season ... three tackles and 0.5 TFL vs. Louisville in bowl game ... career-high-tying four tackles vs. UNLV in his first-career start ... also had a sack for -7 yards ... career-high four tackles and first-career INT at Nevada.

2020 – Did not see any action.

2019 – Did not see any action.

High School – Lettered two years each in football and lacrosse ... earned all-conference and all-area honors in football ... all-conference honoree in lacrosse ... high school football coach was Sean Drendel ... was a four-time academic all-conference selection.

Personal – Parents are Dave and Stephanie Richter ... has two siblings, Val and Robbie ... uncle, Kent Graham, played college football at Notre Dame and Ohio State and in the NFL with the New York Giants ... majoring in business management ... hobbies include fishing and golf.

Career Highs

UT: 3, Nevada, 2021
AT: 7, Navy, 2022
TOT: 7, Navy, 2022
TFL: 1.5, Utah State, 2022

Career Statistics

Year	G	UT-AT	TOT	TFL	Sacks	INT
2022	12	7-19	26	5.5-20	0.0-0	0-0
2021	11	5-8	13	1.5-7	1.5-7	1-6
Total	23	12-27	39	7.0-27	1.5-7	1-6

84 Caleb Rillos, TE



**6-5, 255, Jr.
Golden, CO
(Ralston Valley)**

2022 – Played in 13 games, starting seven ... one catch for 15 yards and his first-career touchdown vs. Baylor in the bowl game ... first catch of season at Utah State, good for 15 yards ... first career start vs. UNI in season opener ... academic all-district selection in football...has a 3.89 grade point average and is majoring in

mechanical engineering.

2021 – Played in eight games, seeing action in the last eight games of the season ... played both special teams and as a backup tight end ... recorded his first career catch vs. Louisville in the bowl game, good for 40 yards.

2020 – Did not see any action.

High School – Lettered in football, basketball and lacrosse ... first-team all-state honors in football ... first-team all-conference honors while helping his team to the league title ... earned the Freddie Steinmark Award ... recorded 57 catches for 766 yards and 12 touchdowns his senior year ... high school football coach was Matt Loyd ... earned first-team all-conference honors in basketball ... was an honorable mention all-state selection ... helped his team to league title ... played midfield in lacrosse ... member of the National Honor Society ... class valedictorian with a 4.5 grade point average.

Personal – Son of Matt and Brooke Rillos ... one of five children ... both parents are Air Force Academy graduates ... his father played football and his mother, the former Brooke Efland, played volleyball ... majoring in mechanical engineering ... hobbies include surfing, wakeboarding, volleyball, basketball and Spikeball.

Career Highs

Catches:..... 1, Baylor, 2021
Yards:..... 40, Louisville, 2021
TDs:..... 1, Baylor, 2022
Long:..... 40, Louisville, 2021

Career Statistics

Year	G	Att	Yds	Avg	TDs	Lg
2022	13	2	30	15.0	1	15 (BU)
2021	8	1	40	40.0	0	40 (LU)
2020	0	0	0	0.0	0	--
Total	21	3	70	23.3	1	



Bo Richter



Caleb Rillos

80 Tre Roberson, WR




**6-2, 205, So.
Helena, AL
(Thompson)**

2022 – Did not see any action.
High School – Lettered in football and basketball ... football team captain ... two-time all-county selection in football ... second-team all-state honors ... helped his team to the 7A state championship ... earned four letters ... high school football coach was Mark Freeman ... three-year letterman in

basketball ... played for the Georgia Stars in AAU basketball for three years.

Personal – Son of Jay and Niva Roberson ... has two siblings ... majoring in management ... attended the Air Force Academy Prep School and played football ... hobbies include bowling, golf, cards and puzzles.

13 Jared Roznos, WR



**6-0, 190, Jr.
Sacramento, CA
(Seattle Prep)**

2022 – Played in one game, seeing action vs. Nevada.

2021 – Did not see any action.

High School – Lettered in football.

Personal – Majoring in astronautical engineering.

18 Elijah Sanders, OLB



**6-3, 240, Jr.
Clayton, NC
(Clayton)**

2022 – Played in four games, seeing action vs. Northern Iowa, Colorado, UNLV and New Mexico ... career high two tackles vs. Northern Iowa.

2021 – Did not see any action.

High School – Lettered in football and basketball ... helped football team to three conference championships ... earned all-state honors ... recorded 22 sacks in one

season ... football coach was Shane Handy.

Personal – Parents are Courtney and Victoria Sanders ... has an older sister ... major in economics ... attended the Air Force Academy Prep School and played football.


Career Highs

UT:1, New Mexico, 2022
AT:1, New Mexico, 2022
TOT:2, New Mexico, 2022
TFL:None

Career Statistics

Year	G	UT-AT	TOT	TFL	Sacks	INT
2022	4	1-2	3	0.0-0	0.0-0	0-0

67 Jim Schwaab, OC



**6-4, 270, Jr.
Waukesha, WI
(Catholic Memorial)**

2022 – Played in one game, seeing action vs. New Mexico ... part of an offensive line that helped the Falcons lead the nation in rushing with a 326.7 average ... the offensive line was a semifinalist for the Joe Moore Award, which goes annually to the top offensive line in the nation ... the offensive line was key in helping the team

lead the nation in time of possession with a 36:33 mark ... the unit led the conference and ranked seventh in fewest sacks allowed with a .92 average.

2021 – Did not see any action.

High School – Lettered in football and wrestling ... helped team to a pair of state championships ... earned all-area and all-conference honors ... Joe Thomas Award finalist ... second-team all-state selection ... football coach was Bill Young ... member of the National Honor Society.

Personal – Parents are Jim and Jodi Schwaab ... one of four children ... majoring in business ... nickname is Jimmy.

20 Jake Smith, OLB



**6-1, 210, Sr.
Roswell, GA
(Blessed Trinity Catholic)**

2022 – Played in 13 games ... career-high two tackles at Utah State ... moved to defense from quarterback.

2021 – Did not see any action ... returned to the Academy after missing the 2020 season.

2020 – Did not see any action.

2019 – Played in one game, seeing action in the season opener vs. Colgate ... had one carry for 11 yards.

High School – Lettered four years in football and baseball ... won the school's Mission of Blessed Trinity Award for Athletic Achievement in 2019 as a senior ... earned all-state honors in football in 2017 and 2018 ... was an all-region selection as a sophomore and junior in 2016 and 2017 ... earned team offensive rookie of the year as a freshman in 2015 ... was a three-year team captain ... helped team to back-to-back state championships in 2017-2018 ... was the state championship game most valuable player on offense and defense in 2017 ... starting quarterback in win in 2017, led by former Clemson and current Jacksonville Jaguar Trevor Lawrence, handing him only loss until Clemson in 2020 ... high school football coach was Tim McFarlin ... was a first-team all-state in baseball ... pitched a perfect game in 2018 ... earned High School Showcase MVP honors ... graduated Magna Cum Laude.

Personal – Parents are Douglas and Nicole Smith ... has a younger sibling, Quinn ... majoring in management ... would like to go into special forces in the Air Force.

Career Highs

UT: 1, Baylor, 2022
AT: 1, Utah State, 2022
TOT: 2, Utah State, 2022
TFL: None

Career Statistics

Year	G	UT-AT	TOT	TFL	Sacks	INT
2022	13	3-2	5	0.0-0	0.0-0	0-0

87 Quin Smith, WR



**6-1, 190, So.
Adairsville, GA
(Calhoun)**

2022 – Did not see any action.
High School – Lettered in football and track ... four-year letterman in football ... was an all-region and all-state selection ... helped team to a final four appearance and state championship appearance ... team captain ... defensive player of the year award ... football coach was Clay Stephenson ... ran the 110-meter hurdles,

4x100-meter and 4x400-meter relays, along with competing in triple jump and long jump ... member of the National Honor Society and Beta Club ... graduated with a 3.9 grade point average

Personal – Son of Andrew and Allyson Smith ... has two siblings ... majoring in management ... given name is Christopher ... nickname is Q ... hobbies include singing, fishing, golf and exercise.

89 Parker St. John, WR



**6-2, 190, Jr.
Orlando, FL
(Boone)**

2022 – Did not see any action.
2021 – Did not see any action.
High School – Lettered in football all four years ... was a four-year starter ... ranks second in school history in yards (1,397), catches (89) and touchdowns (16) in his career ... helped team to the state playoffs ... first-team all-Metro selection ... football

coaches were Andy Johnson and Greg Odierno ... member of the National Honor Society ... graduated with a 4.3 grade point average.

Personal – Son of Chris and Shelly St. John ... has two siblings ... majoring in management.

57 Colin Stewart, OL



**6-2, 240, So.
Franklin, TN
(Christ Presbyterian Academy)**

2022 – Did not see any action.
High School – Lettered in football and track ... first-team all-state and all-region selection ... all-Williamson County selection ... selected to play in the Tennessee East-West All-Star Classic ... registered 8.5 sacks, 17 tackles for loss and 53 total tackles ... football coach was Ingle Martin

... threw the shot put and discus in track ... also ran the 100-meters ... Caber Toss/Stone throw champion ... member of the headmaster's list ... history and government student of the year.

Personal – Son of Russ and Jannelle Stewart ... has an older brother ... majoring in civil engineering ... nickname is Stewy ... hobbies include books, movies and ping pong.

6 Jarius Stewart, QB



**5-8, 190, So.
Port Lavaca, TX
(Calhoun)**

2022 – Did not see any action.
High School – Lettered in football, basketball and track ... three-year letterman in football ... two-time all-state selection as a defensive back ... second-team all-district ... district utility player of the year in 2020 and 2021 ... received league player of the week honors ... rushed for 770 yards on 70 carries with seven touchdowns in 2020

... also had 39 tackles and six interceptions ... rushed for 1,500 yards in 2021 and had 40 tackles and an interception ... football coach was Richard Whitaker ... lettered three years in basketball ... three letters in track ... competed in the long jump, 100-meters, 4x100 meters and 4x200-meter relays ... member of the National Honor Society ... graduated with a 4.0 grade point average.

Personal – Son of Claude and Rose Stewart ... has two siblings ... majoring in management ... nickname is G-Baby ... attended the Air Force Academy Prep School and played football ... hobbies include basketball and weights.

34 Darius Stone, RB



**5-11, 205, So.
Augusta, GA
(Aquinas)**

2022 – Did not see any action.
High School – Lettered in football and track ... four-year letterman in football ... also participated in track and earned all-state honors ... high school football coach was James Leonard.

Personal – Son of Brian and Deborah Stone ... has an older brother ... majoring in business ... attended the Air Force Academy

Prep School and played football.

66 Jace Sutulovich, OG



**6-3, 285, So.
Siloam Springs, AR
(Siloam Springs)**

2022 – Did not see any action.
High School – Lettered in football and track ... three-year starter in football, starting all 33 games ... two-time all-conference selection and earned all-state honors ... earned lineman of the year honors as a senior ... football coach was Brandon Craig ... competed in the shot put and discus in

track ... earned four letters ... two-time state champion in the shot put ... two-time all-conference and all-state selection ... took second in conference and third in state in the discus ... all-state and all-conference honors in discus ... member of the National Honor Society ... graduated with a 3.99 grade point average.

Personal – Son of Kevin and Britny Sutulovich ... has two siblings ... majoring in military and strategic studies ... hobby is fishing.

99 Aiden Swartz, DT



**6-4, 270, So.
Sylvania, OH
(Sylvania Northview)**

2022 – Did not see any action.
High School – Lettered in football ... coach was Doug Downing.
Personal – Son of Brian and Natalee Swartz ... has a younger sister ... majoring in management ... attended the Air Force Academy Prep School and played football.

29 Jacob Tafoya, DB



**6-2, 230, Jr.
Clovis, CA
(Clovis East)**

2022 – Played in three games, seeing action vs. Colorado, Nevada and New Mexico ... had one unassisted tackle, coming vs. Colorado.
2021 – Did not see any action.
High School – Lettered in football ... named the Trac 6 defensive player of the year ... football coach was Ryan Reynolds.

Personal – Parents are Simon and Nicole Tafoya ... has two younger siblings ... majoring in aeronautical engineering ... nickname is JT.

78 Trevor Tate, OT




**6-2, 270, So.
Waxhaw, NC
(Cuthbertson)**

2022 – Did not see any action.
High School – Lettered in football and track ... two-time all-county and all-conference selection ... all-state honors ... Marine Corps distinguished athlete award ... football coach was Trey Kavanaugh ... helped team to three state championships in track ... finished third in the state in the discus and second in the shot put ... was an

academic scholar ... graduated summa cum laude and was in the top 20 percent of his class.

Personal – Son of David and Shelley Tate ... has four siblings ... majoring in management ... nickname is Tate ... hobby is anything with sports.

7 Trey Taylor, FS



**6-0, 210, Sr.
Frisco, TX
(Frisco Lone Star)**

2022 – Started all 13 games ... second-team all-MW and first-team all-Colorado ... led the team in tackles with 69 and solo stops with 41 ... three tackles vs. Baylor in the bowl game ... five tackles, TFL, INT and PBU vs. SDSU, INT came in the endzone in the fourth quarter ... eight or more tackles in a game three times ... four tackles vs.

Colorado State ... five tackles and a sack for 15 yards vs. Army, also had a PBU ... eight tackles vs. Boise State ... five tackles at UNLV...went over the 100-tackle mark for his career ... season-high nine tackles and a TFL at Utah State ... six tackles and a TFL vs. Navy ... three tackles vs. Nevada ... six tackles, a tackle for loss and second INT of his career at Wyoming ... four tackles vs. Colorado ... team-best eight tackles vs. UNI, including six unassisted...also had a pass breakup ... leads all active Falcons in career tackles with 131.

2021 – Played in 10 games, all starts ... second on the team in tackles with 62 ... led team with three 10-plus tackle games ... team- and game-high 10 tackles vs. Louisville in bowl game ... also had a PBU ... three tackles and a TFL vs. UNLV ... one tackle and a PBU at Nevada ... eight tackles and first-career INT at Colorado State ... back-to-back games with 10-plus tackles earlier this season, averaging 10.5 per game ... team-best 10 tackles vs. Army ... career-high 11 tackles vs. SDSU, ties as the most by a Falcon this year ... six tackles at Boise State ... team-high seven tackles vs. Wyoming...first time to lead the team in tackles ... recorded four tackles, all solo, a sack for 11 yards a forced fumble and three pass breakups vs. FAU in his first-career game ... missed the first three games of the season ... returned to Academy after missing 2020.

2020 – Did not see any action.

2019 – Did not see any action.

High School – Lettered four years in track and field and two in football ... earned all-state honors in football twice ... was named defensive player of the week twice as a senior ... set the school record for interceptions in a season with seven ... high school football coach was Jeff Rayburn ... member of the National Honor Society ... graduated Cum Laude ... earned second-team academic all-state honors.

Personal – Parents are Tyree Taylor and Courtney Caldwell ... has three siblings, Trenton, Timothy and Joseph ... majoring in economics with a minor in Spanish ... member of cadet squadron 13 ... NFL Hall-of-Famer Ed Reed is his cousin ... would like to attend pilot training after graduation ... enjoys fishing, working out, playing pool, table tennis and basketball ... also enjoys cooking.

Career Highs

UT: 9, San Diego State, 2021

AT: 7, Colorado State, 2021

TOT: 11, San Diego State, 2021

TFL: 1.0, Navy, 2022

Career Statistics

Year	G	UT-AT	TOT	TFL	Sacks	INT
2022	13	41-28	69	4.5-18	1.0-15	2-15
2021	10	39-23	62	1.5-15	1.0-11	1-0
Total	23	80-51	131	6.0-33	2.0-26	3-15

2023 PLAYER PROFILES



Trey Taylor

Career Highs

UT: 3, Navy, 2022
 AT: 3, Colorado State, 2021
 TOT: 4, Boise State, 2022
 TFL: 2.0, Nevada, 2021

Career Statistics

Year	G	U-A	TOT	TFL	Sacks
2022	10	15-7	22	7.0-23	1.5-5
2021	9	5-5	10	3.0-12	1.0-8
2020	3	2-0	2	0.0-0	0.0-0
Total	22	22-12	34	10.0-35	2.5-13

62 James Tomasi, DL



6-0, 310, Jr.
Provo, UT
(Provo)

2022 – Played in three games, seeing action vs. Northern Iowa, Colorado and UNLV ... recorded three unassisted tackles ... career-high two tackles at UNLV.

2021 – Did not see any action.
High School – Lettered in football and wrestling ... earned all-region honors ... three-time all-state honoree ... football coach was Tony McGeary ... two-time

heavyweight state champion.

Personal – Parents are Semisi and Malia Tomasi ... has three siblings, one older and two younger ... majoring in systems engineering ... nickname is Jimmy ... attended the Air Force Academy Prep School and played football.

Career Highs

UT: None
 AT: 2, UNLV, 2021
 TOT: 2, UNLV, 2022
 TFL: None

Career Statistics

Year	G	U-A	TOT	TFL	Sacks
2022	3	0-3	3	0.0-0	0.0-0

48 Jayden Thiergood, DE



6-3, 250, Sr.
Chicago, IL
(Marian Central Catholic)

2021 – Played in 10 games, missed three due to injury ... recorded a TFL in eight of 10 games he played ... two tackles, a TFL and QBH vs. Baylor in the bowl game ... one tackle, a sack, QBH and PBU at SDSU ... one tackle, a sack and two QB hurries vs. Colorado State ... three tackles and 0.5 sacks vs. New Mexico ... two tackles

vs. Army ... matched his season high with four tackles, plus a TFL and QBH vs. Boise State ... one tackle and a TFL at UNLV ... three tackles at Utah State ... returned to lineup vs. Navy after missing three games, recorded a career-high four tackles ... recorded one tackle and a TFL for two yards vs. UNI.

2021 – Played in nine games, starting the last four ... two tackles and a QB hurry vs. Louisville ... one solo tackle and a sack vs. UNLV ... two tackles, a sack and 2.0 TFL for 10 yards at Nevada

2020 – Played in three games, starting one ... start came at Army ... recorded two unassisted tackles on the season ... recorded one tackle each vs. Utah State and Army ... first-career start came at Army.

High School – Lettered in football, basketball and lacrosse ... earned conference division most valuable player honors ... all-conference selection ... Northwest Herald Football All-Area first-team selection ... earned his high school's most valuable player honor ... team captain ... earned the program's Iron Man Two-Way player award ... high school football coach was Darren Fortin ... member of Society Honoraria Hispania, President's Education Awards Program for Outstanding Academic Excellence ... Illinois House of Representatives 63rd legislative District High Honor Roll ... earned the school's most outstanding academic award.

Personal – Son of Dion Thiergood ... major is management ... member of cadet squadron 14 ... nickname is King Jay ... hobby is movies.



Jayden Thiergood

94 Kaleb Tompkins, DL



**6-4, 260, Jr.
Midlothian, TX
(Midlothian)**

2022 – Played in three games, seeing action vs. Northern Iowa, Colorado and Nevada ... recorded one unassisted tackle and a tackle for loss ... recorded a tackle for loss vs. Colorado.

2021 – Did not see any action.

High School – Lettered in football and wrestling ... earned all-state honors in

football ... was Fort Worth Telegram player of the week ... first-team all-district honoree ... football coach was Doug Wendel ... academic all-district and all-state honors.

Personal – Father is DaNeil Thompkins ... has three siblings ... majoring in management ... nickname is Tomp ... hobbies include hunting and fishing.

Career Highs

UT: 1, Colorado, 2022

AT: None

TOT: 1, Colorado, 2022

TFL: 1.0, Colorado, 2022

Career Statistics

Year	G	U-A	TOT	TFL	Sacks
2022	3	1-0	1	1.0-1	0.0-0

96 Reagan Tubbs, PK



**5-10, 175, So.
Flower Mound, TX
(Flower Mound)**

2022 – Played in one game, seeing action vs. Colorado ... had one kickoff.

High School – Lettered in football and soccer ... first-team all-area selection in football ... two-time all-district selection as a kicker and punter ... special teams player of the year ... hit 8-12 field goals as a senior and averaged 44.2 yards per punt

with 19 downs inside the 20 ... high school football coach was Brian Basil ... freshman soccer most valuable player ... two-time first-team all-district selection ... team most valuable player two years ... member of the National Honor Society ... National Merit Commended ... graduated with a 4.0 grade point average.

Personal – Parents are Brian and Debbie Tubbs ... has one sibling ... majoring in engineering ... hobby is golf.

17 Cannon Turner, QB



**6-0, 215, Sr.
Arkadelphia, AR
(Arkadelphia)**

2022 – Played in three games, seeing action vs. Northern Iowa, Nevada and New Mexico ... rushed for 12 yards on two carries on the year.

2021 – Did not see any action.

2020 – Did not see any action.

High School – Lettered in football, baseball and track and field ... four-year starter at

quarterback ... scored 98 touchdowns and had 9,488 career total yards ... also played safety and was the punter (41-yard average) ... helped team to a pair of 4A state championships and was the game's most valuable player in both championship games ... named 4A offensive player of the year ... two-time all-state honoree ... football coach was J.R. Eldridge ... Badger Scholar, AP Scholar ... member of the honor roll ... graduated fourth in his class of 119 with a 4.23 grade point average ... active in BETA, Quiz Bowl and Future Business Leaders of America ... Quiz Bowl team was two-time state champion ... captain of team.

Personal – Parents are Todd and Becca Turner ... has an older sibling ... majoring in engineering ... hobbies are hunting and fishing.

Career Highs

Atts:1, New Mexico, 2022

Yards:9, Northern Iowa, 2022

TDs:None

Long:9, Northern Iowa, 2022

Career Statistics

Year	G	Att	Yds	Avg	TDs	Lg
2022	3	2	12	6.0	0	9 (UNI)

50 Grant Uyl, ILB



**5-11, 225, Jr.
Grand Rapids, MI
(DeWitt)**

2022 – Did not see any action.

2021 – Did not see any action.

High School – Lettered in football and hockey ... helped football team to the state championship ... named Lansing Male Athlete of the Year ... earned dream team honors in football, hockey and baseball ... football coach was Rob Zimmerman ...

lettered four years in hockey and three in baseball ... helped hockey team to regional championship ... played catcher in baseball and center in hockey.

Personal – Son of Mark and Marcy Uyl ... has two siblings ... majoring in systems engineering ... hobby is golf.

73 Luke Vonderhaar, OT



**6-4, 270, So.
Bettendorf, IA
(Pleasant Valley)**

2022 – Did not see any action.
High School – Lettered in football, wrestling and baseball ... first-team all-state and all-district selection in football ... earned first-team all-conference and all-Metro honors ... academic first-team selection ... football coach was Rusty Vanwetsinga ... state qualifier in wrestling ... sixth place

in state ... earned 20 pins as a senior ... lettered three years ... played catcher, first base and outfield in baseball ... member of the honor roll ... earned the American Citizenship Award.

Personal – Parents are Tom and Leslie Vonderhaar ... has four siblings ... majoring in economics ... hobbies include fishing, hunting, weights and watching sports.

27 Julian Williams, ILB



**6-2, 230, Jr.
Aurora, CO
(Cherokee Trail)**

2022 – Played in one game, seeing action vs. Navy ... not credited with any statistics.

2021 – Did not see any action.

High School – Lettered in football and wrestling.

Personal – Parents are John and Estela Williams ... has two siblings ... major is management ... attended the Air Force

Academy Prep School and played football ... hobby is drawing.

0 Trey Williams, DB



**5-10, 175, Jr.
Atlanta, GA
(Loganville)**

2022 – Played in 12 games, starting one ... recorded six total tackles ... first-career sack vs. SDSU ... first-career start in the Boise State game, finished with one tackle ... matched his career high with two tackles at UNLV ... two tackles vs. Nevada, first two of his career (both unassisted).

2021 – Did not see any action.

High School – Lettered four years in track and three in football ... served as football team captain ... first-team all-region selection ... preseason all-state selection ... high school football coach was Brad Smith.

Personal – Parents are Audley and Tricia Spence ... has two siblings ... majoring in biology ... attended the Air Force Academy Prep School ... hobbies are video games, chess and working out.

Career Highs

UT: 2, Nevada, 2022
AT: 1, Boise State, 2022
TOT: 2, UNLV, 2022
TFL: 1.0, San Diego State, 2022



Trey Williams

Career Statistics

Year	G	U-A	TOT	TFL	Sacks	Int
2022	12	3-3	6	1.0-10	1.0-10	0-0

11 Wyatt Wilson, WR



**6-3, 195, Sr.
New Canaan, CT
(New Canaan)**

2022 – Played in four games ... missed two games due to injury ... saw action vs. Nevada, UNLV, Boise State and New Mexico ... was not credited with any statistics.

2021 – Played in three games, seeing action vs. Lafayette, Florida Atlantic and UNLV ... was not credited with any statistics.

2020 – Played in one game, seeing action vs. New Mexico ... not credited with any statistics.

High School – Lettered in football, basketball and track ... all-region selection in football ... helped team to 2016 state championship and 2017 and 2018 Turkey Bowl championship ... 2019 Erickson League champions ... recorded 768 receiving yards ... high school football coach was Lou Marinelli ... made the honors list every semester.

Personal – Son of Michael and Suzanne Wilson ... has three siblings ... majoring in behavioral science with a minor in philosophy ... hobbies include fishing, pickup basketball, traveling and trying new foods.

97 Brent Winfree, NG



**6-4, 275, So.
Sunnyvale, TX
(Sunnyvale)**

2022 – Did not see any action.

High School – Lettered in football ... coach was John Settle.

Personal – Son of Charles and Jennifer Winfree ... has an older sibling ... majoring in civil engineering ... hobby is baseball.

44 Johnathan Youngblood, ILB



**5-11, 225, Sr.
Atlanta, GA
(E.L. Christian Academy)**

2022 – Played in 13 games, starting three ... three straight games with a season high in tackles earlier this season ... five tackles vs. Baylor in the bowl game, second most on the team ... matched his career high with eight tackles vs. Boise State ... six tackles and a FF at UNLV ... four tackles at Utah State.

2021 – Played in 13 games, starting two ... starts came vs. Utah State and Boise State ... one tackle at CSU ... one tackle, first-career sack vs. Army ... three tackles at Boise State ... season-high four tackles vs. Utah State

2020 – Played in five games, starting three ... sixth on the team in tackles with 22 ... tied for third in tackles for loss with 1.5 ... led the team with a career-high eight tackles and 1.0 tackles for loss vs. New Mexico ... five tackles and 0.5 tackles for loss vs. Boise State in his first-career start ... four tackles at San Jose State.

High School – Lettered in football ... high school football coach was Jonathan Gess.

Personal – Son of Clifton and Elaine Youngblood ... has an older brother ... majoring in mechanical engineering ... attended the Air Force Academy Prep School and played football.

Career Highs

UT: 3, Boise State, 2021
AT: 6, Boise State, 2022
TOT: 8, Boise State, 2022
TFL: 1.0, Army, 2021

Career Statistics

Year	G	U-A	TOT	TFL	Sacks	INT
2022	13	12-16	28	0.0-0	0.0-0	0-0
2021	13	10-5	15	1.0-6	1.0-6	0-0
2020	5	11-11	22	1.5-5	0.0-0	0-0
Total	31	33-32	65	2.5-11	1.0-6	0-0



Payton Zdroik

96 Payton Zdroik, DL



**6-0, 275, Jr.
Brentwood, CA
(Liberty)**

2022 – Played in 13 games, starting 10 ... second on the team in TFL with 10.0 for 47 yards and sacks with 5.5 for 37 yards ... led all DL with 30 total tackles ... seven straight games with a TFL ... career highs of four tackles and 2.0 TFL vs. Baylor in the bowl game ... two tackles, 1.5 TFL, forced fumble and QBH at SDSU ... three tackles

and a career-best 2.0 sacks for 13 yards vs. Colorado State ... also had a QB hurry ... two tackles and a sack vs. New Mexico ... career-high five tackles and 0.5 sacks vs. Army ... three tackles and a TFL vs. Boise State ... two tackles and a TFL at UNLV ... recorded a QB hurry vs. Navy ... three tackles at Wyoming ... two tackles and a sack vs. Colorado ... played in the first game of his career, making first-career start vs. UNI, and recorded two tackles, one unassisted.

2021 – Did not see any action.

High School – Lettered in football and baseball ... three-time first-team all-league selection on offense and defense in football ... all-state honors three years ... earned All-American honors ... helped team to the state championship as a junior ... football coach was Ryan Partridge.

Personal – Parents are Daniel Zdrok and Kelly Fedel ... both parents are Air Force Academy graduates ... his father played football and his mother was a swimmer ... has an older sister ... majoring in business management ... attended the Air Force Academy Prep School and played football.

Career Highs

UT: 3, Baylor, 2022
AT: 2, Wyoming, 2022
TOT: 4, Baylor, 2022
TFL: 2.0, Baylor, 2022

Career Statistics

Year	G	U-A	TOT	TFL	Sacks
2022	13	18-12	30	10.0-47	5.5-37



Johnathan Youngblood

2023 REVIEW



2023 AIR FORCE FOOTBALL
MEDIA GUIDE

2022 SEASON HIGHLIGHTS

2022 RECAP

Air Force finished the season 10-3 overall and was second in the Mountain West Mountain Division with a 5-3 mark. The Falcons posted their third straight 10-win season, excluding the COVID-shortened 2020 season, which only Alabama, Clemson, Georgia, Ohio State, Utah and Oregon have matched. Air Force won a series-record 21st Commander-in-Chief's Trophy and defeated Baylor to win the Armed Forces Bowl. The Baylor victory marks the fourth consecutive bowl game and third straight over a Power 5 program. The Falcons also won a program-record six national statistical titles in 2022. Air Force won its third-straight national rushing title with a 326.7 per-game average, the only team in the nation over 300 yards per game. Air Force is just the second school to win three straight rushing titles and the first since 2008. The Falcons finished the season with the top-ranked total defense for the first time in program history, allowing just 254.4 yards per game. The Falcons are just the second non-Power 5 team in the last 31 years to win the national title in total defense. Air Force won the title for fewest penalty yards per game with just 29.69, time of possession for the second straight season with a 36:33 mark and in yards per completion with a 22.3 average. Senior fullback Brad Roberts won the national title in rushing yards with a school-record 1,728 yards to become the first Falcon to win the national rushing title. Roberts also set school records for carries (345) and 100-yard rushing games (11). Roberts become just the third Falcon to earn Mountain West Conference Offensive Player of the Year honors and first since 2007 and was a third-team All-American by College Football Network. Senior offensive lineman Isaac Cochran was named to the Walter Camp All-America second team, becoming just the fifth player in program history to earn Walter Camp All-America honors and first since defensive back Carlton McDonald in 1992.

AIR FORCE 31-8 LAST THREE SEASONS

- Air Force is 31-8 the last three full seasons, excluding the COVID-shortened 2020 season. Air Force finished 10-3 this season, 10-3 last season and 11-2 in 2019.
- Air Force, Alabama, Clemson, Georgia, Ohio State, Utah and Oregon are the only teams to win 10-plus games the last three full seasons (2019, 2021, 2022).
- The Falcons are 18-6 in conference play during the same stretch. Air Force was 5-3 and finished second in the Mountain Division this season. Air Force shared the Mountain Division title with a 6-2 mark last season and finished second with a 7-1 mark in 2019.

NATIONAL RANKINGS

Air Force closed the season among others receiving votes in both polls. The Falcons ranked 28th with 50 points in the AFCA Coaches poll and appeared in the poll receiving votes 10 times during the season. Air

Force ranked 28th with 40 points in the final Associated Press poll. The Falcons received votes in the AP poll four times this season, the first three weeks of the season and in the final.

AIR FORCE VS. NON-CONFERENCE OPPONENTS

Air Force is 48-27 against non-conference opponents under head coach Troy Calhoun. The Falcons are 30-4 at home, 9-17 on the road and 9-6 in neutral site games. Air Force was 5-0 this season and is 9-1 over the last two seasons. The Falcons have won six straight.

2021-22 Non-Conference Results 2022

Dec. 22	vs. Baylor (N)	W 30-15
Nov. 5	vs. Army (N)	W 13-7
Oct. 1	vs. Navy	W 13-10
Sept. 10	vs. Colorado	W 41-10
Sept. 3	vs. Northern Iowa	W 48-17

2021

Dec. 28	vs. Louisville (N)	W 31-28
Nov. 6	vs. Army (N)	L 14-21 OT
Sept. 25	vs. Florida Atlantic	W 31-7
Sept. 11	at Navy	W 23-3
Sept. 4	vs. Lafayette	W 35-14

AIR FORCE VS. POWER FIVE

Air Force has won five straight vs. Power 5 programs and has an 9-12 record since 2003. The Falcons are 1-2 at home and 8-10 on the road/neutral. Air Force is 7-9 under head coach Troy Calhoun. A closer look at the most recent games follows.

Year	Team	Result
2022	vs. Baylor (N)	W 30-15
2022	vs. Colorado	W 41-10
2021	vs. Louisville (N)	W 31-28
2019	vs. Washington St. (N)	W 31-21
2019	at Colorado	W 30-23 OT
2017	at #7 Michigan	L 13-29
2015	vs. California (N)	L 36-55
2015	at #4 Michigan State	L 21-35
2013	vs. Notre Dame	L 10-45
2012	at #19 Michigan	L 25-31
2011	at Notre Dame	L 33-59
2010	vs. Georgia Tech (N)	W 14-7
2010	at #7 Oklahoma	L 24-27
2009	at Minnesota	L 13-20
2007	at Notre Dame	W 41-24
2007	vs. California (N)	L 36-42
2006	vs. #8 Notre Dame	L 17-39
2006	at #11 Tennessee	L 30-31
2005	vs. Washington (N)	W 20-17
2004	vs. #13 California	L 14-56
2003	at Northwestern	W 22-21

AIR FORCE WINS AFCA ACADEMIC ACHIEVEMENT AWARD

The U.S. Air Force Academy, Boston College, the U.S. Naval Academy, Northwestern University, Stanford University, the University of Toledo, and Vanderbilt University will share the American Football Coaches Association's 2022 Academic Achievement

Award, which is presented by the Memphis Touchdown Club.

All seven schools recorded a 100 percent graduation rate for members of their 2015 freshman football student-athlete classes. This is Northwestern's 11th honor, Boston College, Stanford, and Vanderbilt's fifth and Air Force's second. Navy and Toledo are receiving the award for the first time. This year's award marks the 11th time the NCAA's Graduation Success Rate (GSR) formula has been used to select the winner. From 1981 to 2007, the award was presented based on a formula used by the College Football Association and the AFCA. From 2008-17, the criteria for the AFCA's Academic Achievement Award was based on the highest NCAA GSR, and a Federal Graduation Rate of 75 percent or better. For 2018 and 2019, the AFCA used the NCAA's single-year APR. The AFCA returns to the NCAA GSR for 2022. The GSR is based on a six-year graduation window for student-athletes and holds institutions accountable for transfer students, unlike the federal graduation rate. The GSR also accounts for midyear enrollees and non-scholarship students at schools that do not offer athletics aid. Under GSR calculation, institutions are not penalized for outgoing transfer students who leave in good academic standing. These outgoing transfers are passed to the receiving institution's GSR cohort. The Academic Achievement Award was established by the College Football Association in 1981. The award recognized the CFA-member Football Bowl Subdivision institution with the highest graduation rate among members of its football team. When the CFA disbanded in 1997, the AFCA stepped in to present the award.

AIR FORCE WINS SCHOOL RECORD SIX NATIONAL STATISTICAL TITLES

The Falcons also won a program-record six national statistical titles in 2022. Air Force won its third-straight national rushing title with a 326.7 per-game average, the only team in the nation over 300 yards per game. Air Force is just the second school to win three straight rushing titles and the first since Navy in 2008.

Air Force finished the season with the top-ranked total defense for the first time in program history, allowing just 254.4 yards per game. The Falcons are just the second non-Power 5 team in the last 31 years to win the national title in total defense. Air Force closed the season holding nine opponents to under 300 total yards, including five straight to close the season. The unit was outstanding on third-down, holding its last two opponents, San Diego State and Baylor, to 0-21 on third-down conversions.

The Falcons also won the title for fewest penalty yards per game with just 29.69. Air Force was among the top five all season and were penalized for over 50 yards in a game just once. The Falcons won the national title in yards per completion with a 22.3 average.

2022 SEASON HIGHLIGHTS

Air Force led the nation in time of possession with 36:33 mark to mark the second straight season winning the title. The Falcons won it last year with a 36:35 mark. The offense held the ball for 35-plus minutes in eight games this season, including the final four games. Senior fullback Brad Roberts won the national title in rushing yards with a school-record 1,728 yards to become the first Falcon to win the national rushing title. Roberts also set school records for carries (345) and 100-yard rushing games (11).

AIR FORCE LEADS THE NATION IN RUSHING, AGAIN

- Air Force led the nation in rushing with a 326.7 average. The Falcons were the only program to average 300-plus yards per game. Air Force went wire-to-wire for the first time in program history, leading the nation since the first week of the season, setting a new school record for consecutive weeks leading the nation with 14. Air Force led the nation 11 straight weeks last season. The unit has led the nation for 25 straight weeks dating back to last season. Air Force is just the second school to win three straight rushing titles and the first since Navy in 2008.
- Air Force has won the national rushing title four times, the first coming in 2002 with a 307.8 per-game average. National title years: 2002 (307.8), 2020 (305.7), 2021 (327.7), 2022 (326.7).
- Air Force has ranked among the nation's top 10 nine straight years and 34 of the last 35 overall.

2022 NCAA Rushing Leaders

#	Team (Conf.)	Avg.
1.	Air Force (MW)	326.7
2.	Army (Ind.)	289.4
3.	Ole Miss (SEC)	256.6
4.	Navy (AAC)	241.2
5.	Michigan (Big Ten)	238.9

OFFENSIVE NOTES

- Air Force led the Mountain West in passing efficiency (161.31), yards per completion (22.34) rushing (326.7), sacks against (.92) and time of possession (36:33). The Falcons rank in the top 25 nationally in five categories.

Category	Stat	MW	NCAA
Scoring Offense	27.8	3rd	69th
Yards Per Comp.	22.34	1st	1st
Passing Efficiency	161.31	1st	8th
Rushing Offense	326.7	1st	1st
Total Offense	397.2	2nd	59th
First Downs	265	3rd	65th
Third Down %	.449	2nd	30th
Sacks Against	.92	1st	7th
Time of Possession	36:33	1st	1st
Red Zone offense	.867	2nd	44th

- Air Force led the time of possession battle in 11 of 13 games this season. The Falcons held the ball for 35 minutes-plus eight times.
- Junior quarterback Ben Brittain's 80-yard

touchdown pass to David Cormier ties as the eighth longest pass play in school history. The play is the third 80-yard touchdown of the season for the Falcons (80-yard run and 80-yard pass against Northern Iowa).

- Air Force had 541 yards of total offense vs. Nevada, the second time the Falcons have been over the 500-yards mark this season.
- Air Force did not punt in the Nevada game, the second time this season without a punt (Northern Iowa).
- Air Force had three runs of 70 yards or longer in the same game for the first time in school history in the win over Northern Iowa. Dane Kinamon and Brad Roberts each had 71-yard touchdown runs while Jalen Johnson scored on an 80-yard run.
- Air Force's 582 rushing yards vs. Northern Iowa are the sixth most in school history and the most since rushing for 595 vs. Tennessee State in 2011.
- Air Force's 691 yards of total offense vs. Northern Iowa are the fourth most in school history and the most since a school record 792 against Tennessee State in 2011.

DEFENSIVE NOTES

- Air Force held 12 of 13 opponents to 21 points or less this season. The Falcons have held 22 of 26 opponents to 21 points or less over the last two seasons. Air Force is holding its opponents to 16.6 points per game overall the last two seasons.
- Air Force held opponents to 174 total points, which is an average of 13.4 points per game. The 13.4 points per game is the sixth-best in program history and best since 12.4 in 1997.
- Air Force set a single-season record for fewest rushing yards allowed with 1,239, breaking the record of 1,307 set in 2019 and 1985. The Falcons also set a record for fewest carries allowed with 366, breaking the record of 372 set in 1956.
- Air Force led the nation in total defense (256.4) for the first time in program history. The Falcons are second nationally in passing defense (159.1), sixth in rushing defense (95.3), second in opponent first downs (168) and fourth in third-down defense (.279). A closer look at Air Force's MW and NCAA ranks follow.

Category	Stat	MW	NCAA
Scoring Defense	13.4	1st	3rd
Passing Defense	159.1	1st	2nd
Passing Eff. Def.	123.27	3rd	31st
Rushing Defense	95.3	1st	6th
Total Defense	254.4	1st	1st
Opp. First Downs	168	1st	2nd
Third Down Def.	.279	1st	4th
Sacks For	1.85	11th	92nd
Red Zone defense	.750	3rd	13th

- Air Force held its last five opponents to just 40 points, 979 total yards and 50 first downs, averages of 8.0 points, 195.8 total yards and 10 first downs per game. The Falcons forced

0-23 on third-down conversions the last two games, holding San Diego State to 0-10 and Baylor to 0-11.

- Air Force held Baylor to 42 yards rushing, marking the fifth straight sub-100 yard rushing game allowed by the Falcons and the sixth overall. Baylor finished with 230 total yards, 11 first downs and were 0-11 on third down.
- Air Force held San Diego State to just 188 total yards, including -1 rushing yards, and eight first downs. The -1 rushing yards ranks 10th in program history and is the fewest since 2002. SDSU was 0-10 on third down.
- Air Force held Colorado State to just 244 total yards on 46 plays, including just 65 yards rushing on 22 carries.
- Air Force held New Mexico to just 172 total yards and eight first downs. The Lobos were scoreless, had just three first downs and 59 total yards on 19 plays in the first half.
- Air Force held Army to just 145 total yards and eight first downs. Army was held scoreless with just two first downs and 20 total yards on 15 plays in the second half.
- Air Force held Boise State scoreless and to just 122 total yards in the second half. The Broncos had just six first downs in the second half.
- Air Force held UNLV to just 179 total yards on 35 plays. The Falcons held the Rebels to just 90 yards on 29 plays outside of the lone UNLV scoring drive.
- Air Force held Navy to 243 total yards and 4.3 yards per play. The defense held the Mids to one first down and 28 yards in the first quarter.
- Air Force held Nevada to 242 total yards, including just 112 in the first three quarters. The Wolf Pack gained 130 yards in the fourth quarter against reserves. Air Force held Nevada to just 11 total first downs.
- Air Force held Colorado to just 162 total yards, including 62 yards on 38 plays in the second half. The Falcons held the Buffs scoreless in the second half and allowed just three first downs. Colorado had just eight first downs in the game. Air Force held Colorado to 1-11 on third downs.
- Air Force held Northern Iowa to just three points through three quarters. The Panthers scored two late fourth quarter touchdowns after trailing 48-3. UNI had just 235 total yards in the first three quarters. Northern Iowa was just 2-8 on third down.

2022 SEASON STATISTICS

Overall Record: 10-3
Mountain West: 5-3 (T2nd-Mtn Division)
Home: 6-1, Road 2-2, Neutral 2-0

Date	Opponent	Score	Time	Attend
Sept. 3	UNI	W 48-17	3:00	31,180
Sept. 10	Colorado	W 41-10	3:13	33,647
Sept. 16	at Wyoming*	L 14-17	2:47	18,277
Sept. 23	Nevada*	W 48-20	3:06	20,506
Oct. 1	Navy	W 13-10	3:07	36,947
Oct. 8	at Utah St.*	L 27-34	3:11	19,105
Oct. 15	at UNLV*	W 42-7	2:47	23,847
Oct. 22	Boise St.*	L 14-19	3:38	25,254
Nov. 5	vs Army West Point#	W 13-7	3:05	33,912
Nov. 12	New Mexico*	W 35-3	2:56	20,827
Nov. 19	Colorado St.*	W 24-12	2:54	20,121
Nov. 16	at San Diego St.*	W 13-3	2:54	25,223
Dec. 22	vs Baylor&	W 30-15	3:26	43,875

* - Mountain West game

- Commander's Classic, Arlington, TX

& - 2022 Armed Forces Bowl, Fort Worth, TX



Team Statistics	AF	OPP				
Scoring	362	174				
Points per game	27.8	13.4				
Points Off Turnovers	48	29				
First Downs	265	168				
Rushing	224	71				
Passing	32	91				
Penalty	9	6				
Rushing Yardage	4247	1239				
Yards gained rushing	4457	1526				
Yards lost rushing	210	287				
Rushing attempts	802	366				
Average per rush	5.3	3.4				
Average per game	326.7	95.3				
TDs Rushing	37	10				
Passing Yardage	916	2068				
Comp-Att-Int	41-87-2	170-291-9				
Average per pass	10.5	7.1				
Average per catch	22.3	12.2				
Average per game	70.5	159.1				
TDs Passing	8	10				
Total offense	5163	3307				
Total plays	889	657				
Average per play	5.8	5.0				
Average per game	397.2	254.4				
Kick returns: #-Yards	5-54	35-593				
Punt returns: #-Yards	4-11	9-28				
Int returns: #-Yards	9-89	2-22				
Kick return average	10.8	16.9				
Punt return average	2.8	3.1				
Int return average	9.9	11.0				
Fumbles-Lost	20-11	9-7				
Penalties-Yards	51-386	59-416				
Average per game	29.7	32.0				
Punts-Yards	34-1307	62-2731				
Average per punt	38.4	44.0				
Net punt average	34.5	41.9				
Kickoffs-Yards	74-4373	42-2630				
Average per kick	59.1	62.6				
Net kick average	38.6	40.1				
Time of possession / game	36:33	23:27				
3rd-down conversion	79/176	39/140				
3rd-down pct	45%	28%				
4rd-down conversion	21/29	9/22				
4rd-down pct	72%	41%				
Sacks by-Yards	24-166	12-26				
Misc Yards	0	0				
Touchdowns scored	45	20				
Field goals - attempts	16-21	12-16				
On-Side kicks	0-1	0-2				
Red-zone scores	(39-45) 87%	(21-28) 75%				
Red-zone touchdowns	(29-45) 64%	(12-28) 43%				
PAT-attempts	(44-45) 98%	(16-17) 94%				
2-point conversion-attempts	(0-0) 0%	(1-3) 33%				
Attendance	188482	86452				
Games / Avg per game	7/26926	4/21613				
Neutral site games -		2/30415				
Score by Quarters	1st	2nd	3rd	4th	OT	Total
Air Force	108	72	107	75	0	362
Opponents	26	60	19	69	0	174

2022 SEASON STATISTICS

Rushing	gp	att	gain	loss	net	avg	td	lg	Avg
Brad Roberts	13	345	1738	10	1728	5.0	17	71	132.9
John L. Eldridge III	13	99	792	26	766	7.7	4	60	58.9
Haaziq Daniels	13	138	761	66	695	5.0	8	65	53.5
Emmanuel Michel	10	52	260	8	252	4.8	2	26	25.2
Omar Fattah	12	28	130	0	130	4.6	0	11	10.8
DeAndre Hughes	9	23	123	10	113	4.9	1	34	12.6
Jalen Johnson	6	2	102	0	102	51.0	1	80	17.0
Dane Kinamon	3	5	98	0	98	19.6	1	71	32.7
Jensen Jones	7	14	82	0	82	5.9	2	15	11.7
Jet Harris	3	17	70	0	70	4.1	0	9	23.3
Ben Jefferson	13	8	70	3	67	8.4	0	48	5.2
Zachary Larrier	6	12	70	10	60	5.0	0	28	10.0
Aiden Calvert	4	4	45	0	45	11.3	1	15	11.3
Owen Burk	6	16	45	2	43	2.7	0	9	7.2
Ben Brittain	5	3	25	0	25	8.3	0	19	5.0
Cannon Turner	3	2	12	0	12	6.0	0	9	4.0
Amari Terry	13	2	14	3	11	5.5	0	14	0.8
Sione Angilau	2	3	9	0	9	3.0	0	5	4.5
Wesley Erwin	1	1	5	0	5	5.0	0	5	5.0
Kale Gibbs	1	1	4	0	4	4.0	0	4	4.0
Cade Harris	4	1	2	0	2	2.0	0	2	0.5
Team	13	26	0	72	-72	-2.8	0	0	-5.5
Total	13	802	4457	210	4247	5.3	37	80	326.7
Opponents	13	366	1526	287	1239	3.4	10	40	95.3

Passing	gp	effic	c-att-int	pct	yds	td	lg	avg/g
Haaziq Daniels	13	155.8	40-83-2	48.2	836	7	80	64.3
Ben Brittain	5	551.0	1-2-0	50.0	80	1	80	16.0
Jensen Jones	7	0.0	0-1-0	0.0	0	0	0	0.0
Team	13	0.0	0-1-0	0.0	0	0	0	0.0
Total	13	161.3	41-87-2	47.1	916	8	80	70.5
Opponents	13	123.3	170-291-9	58.4	2068	10	58	159.1

Receiving	gp	no.	yds	avg	td	lg	avg/g
David Cormier	13	15	404	26.9	4	80	31.1
Amari Terry	13	7	187	26.7	1	68	14.4
Kyle Patterson	7	3	32	10.7	0	11	4.6
Brandon Engel	13	3	40	13.3	0	15	3.1
Zachary Larrier	6	2	31	15.5	0	37	5.2
Dane Kinamon	3	2	88	44.0	1	80	29.3
Caleb Rillos	13	2	30	15.0	1	15	2.3
Cade Harris	4	2	45	22.5	1	41	11.3
DeAndre Hughes	9	1	22	22.0	0	22	2.4
Ben Jefferson	13	1	17	17.0	0	17	1.3
Brad Roberts	13	1	9	9.0	0	9	0.7
John Lee Eldridge III	13	1	4	4.0	0	4	0.3
James Bryant	13	1	7	7.0	0	7	0.5
Total	13	41	916	22.3	8	80	70.5
Opponents	13	170	2068	12.2	10	58	159.1

Punt Returns	no.	yds	avg	td	lg
Amari Terry	4	11	2.8	0	7
Total	4	11	2.8	0	7
Opponents	9	28	3.1	0	15

Interceptions	no.	yds	avg	td	lg
Camby Goff	3	25	8.3	0	14
Jayden Goodwin	2	30	15.0	0	16
Trey Taylor	2	15	7.5	0	15
Michael Mack II	1	11	11.0	0	11
Jamari Bellamy	1	8	8.0	0	8
Total	9	89	9.9	0	16
Opponents	2	22	11.0	0	14

Kick Returns	no.	yds	avg	td	lg
Amari Terry	2	43	21.5	0	23
Omar Fattah	1	0	0.0	0	0
Ben Jefferson	1	11	11.0	0	11
Brad Roberts	1	0	0.0	0	0
Total	5	54	10.8	0	23
Opponents	35	593	16.9	0	45

Fumble Returns	no.	yds	avg	td	lg
Jayden Goodwin	1	4	4.0	0	4
TD Blackmon	1	0	0.0	0	0
Christopher Herrera	1	0	0.0	0	0
Michael Mack II	1	0	0.0	0	0
Alec Mock	1	0	0.0	0	0
William Westerling	1	0	0.0	0	0
Payton Zdroik	1	0	0.0	0	0
Total	7	4	0.6	0	4
Opponents	11	0	0.0	0	0

Scoring	td	fg	kick	rush	saf	pts
Brad Roberts	17	-	-	-	-	102
Matthew Dapore	-	16-21	37-38	-	-	85
Haaziq Daniels	8	-	-	-	-	48
John Lee Eldridge III	4	-	-	-	-	24
David Cormier	4	-	-	-	-	24
Dane Kinamon	2	-	-	-	-	12
Jensen Jones	2	-	-	-	-	12
Emmanuel Michel	2	-	-	-	-	12
Anthony Rodriguez	-	-	7-7	-	-	7
DeAndre Hughes	1	-	-	-	-	6
Amari Terry	1	-	-	-	-	6
Jalen Johnson	1	-	-	-	-	6
Caleb Rillos	1	-	-	-	-	6
Aiden Calvert	1	-	-	-	-	6
Cade Harris	1	-	-	-	-	6
Total	45	16-21	44-45	0	0	362
Opponents	20	12-16	16-17	1	0	174

Punting	no.	yds	avg	lg	tb	fc	i20	50+	blk
Carson Bay	31	1167	37.6	59	3	7	12	2	0
Luke Freer	2	95	47.5	48	0	0	1	0	0
Team	1	45	45.0	0	0	0	0	0	1
Total	34	1307	38.4	59	3	7	13	2	1
Opponents	62	2731	44.0	68	6	26	13	14	0

Kickoffs	no.	yds	avg	tb	ob	retn	net	ydln
Matthew Dapore	60	3534	58.9	23	1			
Luke Wieland	11	670	60.9	4	1			
John Olson	2	114	57.0	1	0			
Reagan Tubbs	1	55	55.0	0	0			
Total	74	4373	59.1	28	2	35	38.6	26
Opponents	42	2630	62.6	31	0	5	40.1	24

2022 SEASON STATISTICS

Field Goals	fg	pct.	1-19	20-29	30-39	40-49	50+	lg
Matt. Dapore	16-21	76.2	0-0	3-3	6-6	4-6	3-6	54
Opponents	12-16	75.0	0-0	4-4	5-7	2-3	1-2	51


FG Sequence

Team Name	Air Force	Opponents
UNI	(30),(33)	(28),52
Colorado	(54),(47)	(41)
Wyoming	53	(20)
Nevada	(41),(51)	
Navy	(23),(22)	(37),33
Utah St.	(40),(51)	(30),(30)
UNLV		
Boise State		(42),929),(51),(39)
Army West Point	(35),49,(26)	
New Mexico		(39)
Colorado St.	(44),53	
San Diego St.	57,(30),44,(32)	45,(26)
Baylor	(37)	38

Numbers in (parentheses) indicate field goal was made

Total Offense	g	plays	rush	pass	total	avg/g
Brad Roberts	13	345	1728	0	1728	132.9
Haaziq Daniels	13	221	695	836	1531	117.8
John Lee Eldridge III	13	99	766	0	766	58.9
Emmanuel Michel	10	52	252	0	252	25.2
Omar Fattah	12	28	130	0	130	10.8
DeAndre Hughes	9	23	113	0	113	12.6
Ben Brittain	5	5	25	80	105	21.0
Jalen Johnson	6	2	102	0	102	17.0
Dane Kinamon	3	5	98	0	98	32.7
Jensen Jones	7	15	82	0	82	11.7
Jet Harris	3	17	70	0	70	23.3
Ben Jefferson	13	8	67	0	67	5.2
Zachary Larrier	6	12	60	0	60	10.0
Aiden Calvert	4	4	45	0	45	11.3
Owen Burk	6	16	43	0	43	7.2
Cannon Turner	3	2	12	0	12	4.0
Amari Terry	13	2	11	0	11	0.8
Sione Angilau	2	3	9	0	9	4.5
Wesley Erwin	1	1	5	0	5	5.0
Kale Gibbs	1	1	4	0	4	4.0
Cade Harris	4	1	2	0	2	0.5
Team	13	0	-72	0	-72	-5.5
Total	13	889	4247	916	5163	397.2
Opponents	13	657	1239	2068	3307	254.4

All Purpose	g	rush	rcv	pr	kr	ir	total	avg/g
Brad Roberts	13	1728	9	0	0	0	1737	133.6
John L. Eldridge III	13	766	4	0	0	0	770	59.2
Haaziq Daniels	13	695	0	0	0	0	695	53.5
David Cormier	13	0	404	0	0	0	404	31.1
Amari Terry	13	11	187	11	43	0	252	19.4
Emmanuel Michel	10	252	0	0	0	0	252	25.2
Dane Kinamon	3	98	88	0	0	0	186	62.0
DeAndre Hughes	9	113	22	0	0	0	135	15.0
Omar Fattah	12	130	0	0	0	0	130	10.8
Jalen Johnson	6	102	0	0	0	0	102	17.0
Ben Jefferson	13	67	17	0	11	0	95	7.3
Zachary Larrier	6	60	31	0	0	0	91	15.2
Jensen Jones	7	82	0	0	0	0	82	11.7
Jet Harris	3	70	0	0	0	0	70	23.3
Cade Harris	4	2	45	0	0	0	47	11.8
Aiden Calvert	4	45	0	0	0	0	45	11.3
Owen Burk	6	43	0	0	0	0	43	7.2
Brandon Engel	13	0	40	0	0	0	40	3.1
Kyle Patterson	7	0	32	0	0	0	32	4.6
Jayden Goodwin	13	0	0	0	0	30	30	2.3
Caleb Rillos	13	0	30	0	0	0	30	2.3
Camby Goff	13	0	0	0	0	25	25	1.9
Ben Brittain	5	25	0	0	0	0	25	5.0
Trey Taylor	13	0	0	0	0	15	15	1.2
Cannon Turner	3	12	0	0	0	0	12	4.0
Michael Mack II	12	0	0	0	0	11	11	0.9
Sione Angilau	2	9	0	0	0	0	9	4.5
Jamari Bellamy	13	0	0	0	0	8	8	0.6
James Bryant	13	0	7	0	0	0	7	0.5
Wesley Erwin	1	5	0	0	0	0	5	5.0
Kale Gibbs	1	4	0	0	0	0	4	4.0
Team	13	-72	0	0	0	0	-72	-5.5
Total	13	4247	916	11	54	89	5317	409.0
Opponents	13	1239	2068	28	593	22	3950	303.8



2022 SEASON STATISTICS

# Defensive Leaders	gp	Tackles			tfl/yds	Sacks	Pass defense		qbh	Fumbles		blkd	
		ua	a	tot		no-yds	int-yds	brup		rcv-yds	ff	kick	saf
7 Trey Taylor	13	41	28	69	4.5-18	1-15	2-15	4
27 TD Blackmon	13	31	37	68	9.5-55	3.5-32	.	1	3	1-0	2	.	.
40 Alec Mock	11	24	41	65	5-19	1-8	.	3	6	1-0	.	.	.
16 Jayden Goodwin	13	30	28	58	3-5	.	2-30	5	.	1-4	2	.	.
26 Vince Sanford	12	26	27	53	10.5-45	6.5-39	.	2	7
9 Michael Mack II	12	28	14	42	2.5-7	.	1-11	3	.	1-0	.	.	.
11 Camby Goff	13	20	22	42	0.5-1	0.5-1	3-25	9	2
2 Eian Castonguay	13	18	14	32	0.5-1	.	.	3
96 Payton Zdroik	13	18	12	30	10-47	5.5-37	.	.	3	1-0	.	.	.
35 Johnathan Youngblood	10	12	16	28	1	.	.
25 Jamari Bellamy	13	18	9	27	0.5-2	.	1-8	1
49 Christopher Herrera	13	10	17	27	3-9	1.5-7	.	.	1	1-0	.	.	.
8 Bo Richter	12	7	19	26	5.5-20	.	.	.	4
48 Jayden Thiergood	10	15	7	22	7-23	1.5-5	.	1	5
13 PJ Ramsey	11	6	7	13	3.5-22	2-12	.	.	1
17 CJ Boyd	13	6	2	8	.	.	.	1
10 Jalen Mergerson	12	4	3	7
0 Trey Williams	12	3	3	6	1-10	1-10
98 Kalawai'a Pescaia	11	.	5	5	0.5-2	.	.	.	1
5 Corey Collins	8	3	2	5
20 Jake Smith	13	3	2	5
15 Jake Martin	13	3	2	5
22 Jerome Gaillard, Jr.	12	3	2	5
44 Omar Fattah	12	4	.	4
32 Osaro Aihie	13	1	3	4	1
46 Elijah Sanders	4	1	2	3
74 James Tomasi	3	.	3	3
19 Rocky Beers	11	2	1	3	1	.	.
3 Cameron Breier	12	2	1	3
7 David Cormier	13	2	.	2
28 William Westerling	7	.	2	2	1-0	.	.	.
45 Matt Devine	2	2	.	2
19 Tristan Bentley	3	.	2	2
6 Matthew Malloy	2	.	1	1
47 Robert Mbroh	3	.	1	1
18 Jace Waters	2	1	.	1
29 Jacob Tafoya	3	1	.	1
3 Nate Polk	2	.	1	1
20 Brad Roberts	13	1	.	1
12 Patrick Dahlen	13	.	1	1
92 Elijah Brockman	8	.	1	1
44 Alesandro Maxwell	2	1	.	1
30 Tyme Collins	2	1	.	1
34 Nasir Rashid	1	.	1	1
28 Emmanuel Michel	10	.	1	1
94 Kaleb Tompkins	3	1	.	1	1-1
41 K.C. Beard	3	1
Totals	13	349	340	689	68-287	24-166	9-89	35	34	7-4	6	0	0
Opponents	13	540	438	978	49-127	12-26	2-22	10	12	11-0	11	2	0

2022 SEASON GAME-BY-GAME STARTERS

OFFENSE

Game	WR	TE	LT	LG	C	RG	RT	QB	FB	TB	WR
No. Iowa	Kinamon	Rillos	Smalley	Ndago	Paglialong	Cochran	Holcomb	Daniels	Roberts	Hughes	Cormier
Colorado	Kinamon	Patterson	Smalley	Ndago	Paglialong	Cochran	Holcomb	Daniels	Roberts	Hughes	Cormier
Wyoming	Jefferson	Patterson	Smalley	Ndago	Paglialong	Cochran	Karas	Daniels	Roberts	Eldridge III	Cormier
Nevada	Jefferson	Patterson	Smalley	Ndago	Paglialong	Cochran	Karas	Daniels	Roberts	Eldridge III	Cormier
Navy	Jefferson	Patterson	Smalley	Ndago	Paglialong	Cochran	Karas	Daniels	Roberts	Eldridge III	Cormier
Utah State	Jefferson	Rillos	Smalley	Ndago	Paglialong	Cochran	Karas	Daniels	Roberts	Eldridge III	Cormier
UNLV	Jefferson	Patterson	Smalley	Ndago	Paglialong	Cochran	Karas	Daniels	Roberts	Eldridge III	Cormier
Boise State	Jefferson	Patterson	Smalley	Ndago	Paglialong	Cochran	Karas	Daniels	Roberts	Eldridge III	Cormier
Army	Jefferson	Rillos	Smalley	Ndago	Paglialong	Cochran	Karas	Daniels	Roberts	Eldridge III	Cormier
New Mexico	Jefferson	Rillos	Smalley	Ndago	Paglialong	Cochran	Holcomb	Daniels	Roberts	Eldridge III	Cormier
Colorado St.	Jefferson	Rillos	Smalley	Ndago	Paglialong	Cochran	Holcomb	Daniels	Roberts	Terry	Cormier
San Diego St.	Jefferson	Rillos	Smalley	Ndago	Paglialong	Cochran	Holcomb	Daniels	Roberts	Eldridge III	Cormier
Baylor	Jefferson	Rillos	Smalley	Jackman	Paglialong	Cochran	Karas	Daniels	Roberts	Eldridge III	Cormier

DEFENSE

Game	DE	NG	DT	OLB	ILB	ILB	OLB	CB	SS	FS	CB
No. Iowa	Herrera	Zdroik	Thiergood	Sanford	Blackmon	Mock	Goodwin	Mack II	Goff	Taylor	Castonguay
Colorado	Herrera	Zdroik	Richter	Sanford	Blackmon	Mock	Goodwin	Mack II	Goff	Taylor	Castonguay
Wyoming	Herrera	Zdroik	Richter	Sanford	Blackmon	Mock	Goodwin	Mack II	Goff	Taylor	Bellamy
Nevada	Herrera	Zdroik	Pescaia	Sanford	Blackmon	Mock	Goodwin	Mack II	Goff	Taylor	Bellamy
Navy	Herrera	Zdroik	Thiergood	Sanford	Blackmon	Mock	Richter	Mack II	Goff	Taylor	Castonguay
Utah State	Herrera	Zdroik	Thiergood	Sanford	Blackmon	Mock	Goodwin	Mack II	Goff	Taylor	Castonguay
UNLV	Herrera	Pescaia	Thiergood	Sanford	Blackmon	Youngblood	Goodwin	Bellamy	Goff	Taylor	Castonguay
Boise State	Herrera	Pescaia	Thiergood	Sanford	Blackmon	Youngblood	Goodwin	Williams	Goff	Taylor	Castonguay
Army	Herrera	Pescaia	Thiergood	Sanford	Youngblood	Mock	Richter	Mack II	Goff	Taylor	Castonguay
New Mexico	Herrera	Zdroik	Thiergood	Sanford	Blackmon	Mock	Goodwin	Mack II	Goff	Taylor	Castonguay
Colorado St.	Herrera	Zdroik	Thiergood	Sanford	Blackmon	Mock	Goodwin	Mack II	Goff	Taylor	Castonguay
San Diego St.	Herrera	Zdroik	Thiergood	Richter	Blackmon	Mock	Goodwin	Bellamy	Goff	Taylor	Castonguay
Baylor	Herrera	Zdroik	Thiergood	Sanford	Blackmon	Mock	Goodwin	Mack II	Goff	Taylor	Castonguay

SPECIAL TEAMS

Game	KO	KOR	KOR	PR	P	PK	H	LS
No. Iowa	Dapore	Kinamon	Jefferson	Kinamon	Bay	Dapore	Bay	Bentley
Colorado	Dapore	Kinamon	Jefferson	Kinamon	Bay	Dapore	Bay	Chesney
Wyoming	Wieland	Terry	Jefferson	Terry	Bay	Dapore	Bay	Bentley
Nevada	Wieland	Terry	Jefferson	Terry	Bay	Dapore	Bay	Bentley
Navy	Dapore	Terry	Jefferson	Terry	Bay	Dapore	Bay	Bentley
Utah State	Dapore	Terry	Jefferson	Terry	Bay	Dapore	Bay	Bentley
UNLV	Dapore	Terry	Jefferson	Terry	Bay	Dapore	Bay	Bentley
Boise State	Wieland	Terry	Jefferson	Terry	Bay	Dapore	Bay	Bentley
Army	Dapore	Terry	Jefferson	Terry	Bay	Dapore	Bay	Bentley
New Mexico	Dapore	Terry	Jefferson	Terry	Bay	Dapore	Bay	Bentley
Colorado St.	Dapore	Terry	Jefferson	Terry	Bay	Dapore	Bay	Bentley
San Diego St.	Dapore	Terry	Jefferson	Terry	Bay	Dapore	Bay	Bentley
Baylor	Dapore	Terry	Jefferson	Terry	Bay	Daoore	Bay	Bentley

2022 GAME-BY-GAME

GAME SUMMERIES

Game	Scoring					First Downs TOT (R-P-Pn)	Rushing Att-Yds-Avg-TD	Passing C-Att-I -Yds-Avg-TD	Total Offense Pl-Yds-Avg	Fum #-L	Pen #-Yds	Punts #-Avg	KOR #-Yds-TD	3rd G-A	4th G-A	TOP
	1	2	3	4	OT Tot											
N. Iowa	3	0	0	14	-- 17	21 (4-17-0)	24-119-5.0-0	20-32-1-286-14.3-2	56-405-7.2	1-1	2-15	4-44.3	3-44-0	2-8	0-0	24:58
Air Force	14	13	14	7	-- 48	24 (22-2-0)	62-582-9.4-5	3-6-0-109-36.3-1	68-691-10.2	2-2	5-21	0-0.0	0-0-0	7-11	0-0	35:02
Colorado	0	10	0	0	-- 10	8 (5-2-1)	32-111-3.5-1	5-21-0-51-10.2-0	53-162-3.1	2-2	4-40	7-41.4	4-103-0	1-11	0-2	21:38
Air Force	13	7	7	14	-- 41	25 (24-0-1)	70-435-6.2-5	1-5-0-8-8.0-0	75-443-5.9	5-3	3-25	2-46.0	0-0-0	4-12	1-2	38:22
Wyoming	3	7	0	7	-- 17	18 (9-9-0)	35-180-5.1-1	18-23-1-162-9.0-1	58-342-5.9	0-0	3-20	4-51.5	0-0-0	6-11	0-0	30:34
Air Force	0	0	7	7	-- 14	14 (9-5-0)	40-171-4.3-0	7-14-0-101-14.4-2	54-272-5.0	0-0	0-0	5-42.8	0-0-0	6-13	1-1	29:26
Nevada	0	7	0	13	-- 20	11 (6-4-1)	18-112-6.2-3	12-20-0-130-10.8-0	38-242-6.4	0-0	4-30	6-40.5	4-60-0	4-9	0-0	16:19
Air Force	10	14	17	7	-- 48	30 (28-1-1)	75-461-6.1-5	1-3-0-80-80.0-1	78-541-6.9	0-0	5-50	0-0.0	0-0-0	10-15	3-3	43:41
Navy	0	3	0	7	-- 10	13 (7-5-1)	36-114-3.2-1	11-20-0-129-11.7-0	56-243-4.3	0-0	5-38	6-48.2	0-0-0	4-13	0-1	27:41
Air Force	10	0	0	3	-- 13	16 (10-5-1)	47-200-4.3-0	6-8-0-156-26.0-1	55-356-6.5	3-2	5-45	4-41.0	0-0-0	3-11	0-0	32:19
Utah State	10	3	7	14	-- 34	21 (13-7-1)	38-199-5.2-2	18-23-1-215-11.9-2	61-414-6.8	0-0	8-65	2-42.5	4-51-0	5-12	2-2	25:44
Air Force	7	7	3	10	-- 27	20 (14-4-2)	55-264-4.8-2	5-12-1-95-7.9-1	67-359-5.4	1-1	7-58	2-44.5	1-23-0	7-13	2-2	34:16
UNLV	0	7	0	0	-- 7	9 (3-6-0)	20-61-3.0-0	10-15-1-118-7.9-1	35-179-5.1	3-3	0-0	3-45.0	4-78-0	2-6	0-1	16:50
Air Force	14	14	14	0	-- 42	26 (25-1-0)	76-406-5.3-6	1-3-0-14-14.0-0	79-420-5.3	1-0	1-10	1-31.0	0-0-0	4-9	3-4	43:10
Boise State	10	9	0	0	-- 19	16 (7-9-0)	40-115-2.9-1	16-24-1-207-12.9-0	64-322-5.0	0-0	9-70	3-40.7	1-10-0	5-13	1-1	33:05
Air Force	0	7	0	7	-- 14	14 (9-4-1)	50-175-3.5-2	4-9-0-96-24.0-0	59-271-4.6	3-1	4-22	5-44.0	1-20-0	6-14	0-1	26:55
Army	0	7	0	0	-- 7	8 (5-3-0)	35-78-2.2-1	4-14-1-67-16.8-0	49-145-3.0	0-0	4-20	7-42.9	1-17-0	4-14	1-3	25:11
Air Force	3	0	7	3	-- 13	18 (13-5-0)	53-226-4.3-1	6-13-1-98-16.3-0	66-324-4.9	0-0	5-40	4-34.8	0-0-0	6-14	0-0	34:49
UNM	0	0	3	0	-- 3	8 (4-4-0)	25-44-1.8-0	10-21-0-128-12.8-0	46-172-3.7	1-0	4-27	6-45.0	1-16-0	4-13	0-2	22:11
Air Force	14	0	14	7	-- 35	23 (22-1-0)	70-428-6.1-4	2-2-0-21.0-1	72-470-6.5	3-1	6-40	2-36.5	1-0-0	7-15	4-4	37:49
CSU	0	0	6	6	-- 12	15 (5-9-1)	22-65-3.0-0	19-24-0-179-7.5-2	46-244-5.3	0-0	3-15	4-48.2	3-32-0	2-9	1-3	22:31
Air Force	7	10	7	0	-- 24	22 (22-0-0)	71-359-5.1-3	0-2-0-0.0-0	73-359-4.9	2-1	4-25	2-28.0	1-11-0	7-16	4-5	37:29
SDSU	0	0	3	0	-- 3	8 (0-8-0)	15-(-1)-0.1-0	16-31-2-188-11.8-0	46-187-4.1	2-1	8-49	6-46.0	4-83-0	0-10	1-1	20:47
Air Force	7	0	3	3	-- 13	14 (11-0-3)	66-271-4.1-1	1-3-0-14.0-0	69-285-4.1	0-0	4-30	5-36.2	0-0-0	4-17	1-2	39:13
Baylor	0	7	0	8	-- 15	11 (3-7-1)	26-42-1.6-0	11-23-0-188-17.1-2	49-230-4.7	0-0	5-27	4-36.2	6-99-0	0-11	3-6	19:57
Air Force	9	0	14	7	-- 30	20 (16-4-0)	67-276-4.1-3	4-7-0-103-25.8-1	74-379-5.1	0-0	2-20	2-20.5	1-0-0	8-16	2-5	40:03

AIR FORCE GAME-BY-GAME LEADERS

Game	Rushing Att-Yds-TD	Passing C-A-I-Yds-TD	Receiving C-Yds-TD	Tackles UT-AT-TOT	TFL (Includes Sacks) #-Yds
Northern Iowa	Brad Roberts 8-114-1 Haaziq Daniels 12-107-1	Haaziq Daniels 3-6-0-109-1	Dan Kinamon 1-80-1	Trey Taylor 6-2-8	Alec Mock, 1.0-0 Jayden Thiergood 1.0-0
Colorado	Brad Roberts 24-174-3	Haaziq Daniels 1-5-0-8-0	Dane Kinamon 1-8-0	Michael Mack II 3-3-6	Payton Zdroik 1.0-9
Wyoming	John Lee Eldridge III 13-104-0	Haaziq Daniels 7-14-0-101-2	Kyle Patterson 3-32-0	Michael Mack II 7-1-8 Camby Goff 6-2-8	Alec Mock 1.0-5 Vince Sanford 1.0-1 Trey Taylor 1.0-1 TD Blackmon 1.0-3
Nevada	Brad Roberts 20-123-3	Ben Brittain 1-1-0-80-1	David Cormier 1-80-1	Alec Mock 5-3-8	PJ Ramsey 1.0-9 Bo Richter 1.0-4
Navy	Brad Roberts 23-108-0	Haaziq Daniels 6-8-0-156-1	David Cormier 3-120-1	Alec Mock 2-11-13	Vince Sanford 2.0-4
Utah State	Brad Roberts 29-136-1	Haaziq Daniels 5-12-1-95-1	Brandon Engel 2-25-0	TD Blackmon 5-7-12	TD Blackmon 3.0-20
UNLV	Brad Roberts 29-144-4	Haaziq Daniels 1-2-0-14-0	Amari Terry 1-14-0	Joh. Youngblood 2-4-6	TD Blackmon 2.0-13
Boise State	Brad Roberts 25-90-1	Haaziq Daniels 4-8-0-96-0	Amari Terry 2-35-0	Jayden Goodwin 4-5-9	Christopher Herrera 1.0-8 Jayden Thiergood 1.0-2 Payton Zdroik 1.0-4
Army	Brad Roberts 33-135-0	Haaziq Daniels 6-13-1-98-0	David Cormier 4-89-0	Michael Mack II 4-2-6 TD Blackmon 2-4-6	Michael Mack II 1.5-3
New Mexico	Brad Roberts 29-163-0	Haaziq Daniels 2-20-0-42-1	David Cormier 1-33-1	Jayden Goodwin 3-3-6	Jayden Goodwin 1.5-2 Vince Sanford 1.5-3
Colorado State	Brad Roberts 37-184-1	Haaziq Daniels 0-2-0-0-0	None	TD Blackmon 4-4-8	Vince Sanford 5.0-30
San Diego State	Brad Roberts 35-189-1	Haaziq Daniels 1-3-0-14-0	David Cormier 1-14-0	Jayden Goodwin 3-4-7	Jayden Goodwin 1.5-3 Payton Zdroik 1.5-2
Baylor	Brad Roberts 37-116-2	Haaziq Daniels 4-7-0-103-1	David Cormier 2-20-0	Jayden Goodwin 6-3-9	Payton Zdroik 2.0-9

2022 INDIVIDUAL GAME-BY-GAME

PASSING

(Comp-Att-Int-Yards-TDs-Lg)

Opponent	Daniels	Jones	Brittain
Northern Iowa	3-6-0-109-1-80	0-0-0-0-0	0-0-0-0-0
Colorado	1-5-0-8-0-8	0-0-0-0-0	DNP
Wyoming	7-14-0-101-2-41	DNP	DNP
Nevada	0-2-0-0-0-0	0-0-0-0-0	1-1-0-80-1-80
Navy	6-8-0-156-1	0-0-0-0-0	0-0-0-0-0
Utah State	5-12-1-95-1-40	DNP	DNP
UNLV	1-2-0-14-0-14	0-1-0-0-0	0-0-0-0-0
Boise State	4-8-0-96-0-37	0-0-0-0-0	0-1-0-0-0
Army	6-13-1-98-0-30	DNP	DNP
New Mexico	2-2-0-42-1-33	0-0-0-0-0	0-0-0-0-0
Colorado St.	0-2-0-0-0	DNP	DNP
SDSU	1-2-0-14-0-14	0-0-0-0-0	DNP
Baylor	4-7-0-103-1	DNP	DNP

RUSHING

(Att-Yds-TD-Lg)

Player	NIU	CU	WYO	Nev	Navy	USU	UNLV	BSU	Army	UNM	CSU	SDSU	BU
2-Terry	0-0-0-0	0-0-0-0	0-0-0-0	1-14-0-14	0-0-0-0	0-0-0-0	0-0-0-0	0-0-0-0	0-0-0-0	1-4-0-4	0-0-0-0	0-0-0-0	0-0-0-0
4-Daniels	12-107-1-40	9-29-1-9	9-6-0-6	8-37-0-16	14-65-0-18	10-34-1-10	4-10-0-6	14-70-1-27	14-89-1-17	9-113-2-65	9-24-0-11	11-30-0-9	15-81-1-15
5-Jones	4-18-1-15	0-0-0-0	DNP	2-14-0-8	DNP	DNP	1-4-0-4	4-18-0-8	DNP	3-28-1-11	DNP	0-0-0-0	DNP
8-Hughes	5-16-0-7	2-4-0-4	DNP	DNP	DNP	DNP	2-5-0-3	0-0-0-0	1-(-2)-0-(-2)	0-0-0-0	6-72-1-34	3-3-0-7	4-15-0-7
9-Larrier	DNP	6-60-0-28	DNP	DNP	DNP	DNP	3-4-0-6	1-(-6)-0-(-6)	2-2-0-2	0-0-0-0	DNP	0-0-0-0	DNP
10-Johnson	1-80-1-80	DNP	0-0-0-0	0-0-0-0	DNP	1-22-0-22	0-0-0-0	DNP	DNP	0-0-0-0	DNP	DNP	DNP
15-Brittain	0-0-0-0	DNP	DNP	3-25-0-19	DNP	DNP	0-0-0-0	0-0-0-0	DNP	0-0-0-0	DNP	DNP	DNP
17-Turner	1-9-0-9	DNP	DNP	1-3-0-3	DNP	DNP	DNP	DNP	DNP	0-0-0-0	DNP	DNP	DNP
20-Roberts	8-114-2-71	24-174-3-46	16-54-0-7	20-123-3-27	23-108-0-24	29-136-1-30	29-144-4-9	25-90-1-7	33-135-0-15	29-163-0-15	37-184-1-34	35-187-1-63	37-116-2-11
21-Harris	0-0-0-0	0-0-0-0	0-0-0-0	1-2-0-2	DNP	DNP	DNP	DNP	DNP	DNP	DNP	DNP	DNP
22-Calvert	1-15-0-15	DNP	DNP	1-6-1-6	DNP	DNP	2-24-0-15	DNP	DNP	0-0-0-0	DNP	DNP	DNP
23-Kinamon	2-77-1-71	3-21-0-9	DNP	DNP	DNP	DNP	DNP	DNP	0-0-0-0	DNP	DNP	DNP	DNP
24-Eldridge	8-85-0-27	8-88-1-40	13-104-0-35	8-102-0-48	7-29-0-7	9-52-0-16	8-116-1-60	4-(-2)-0-7	1-0-0-0	5-24-1-10	6-50-1-15	12-53-0-16	10-65-0-34
26-Burk	2-(-2)-0-(-2)	DNP	DNP	3-9-0-4	DNP	DNP	11-36-0-9	DNP	DNP	0-0-0-0	DNP	DNP	DNP
27-Jefferson	0-0-0-0	1-48-0-48	1-3-0-3	3-0-0-3	0-0-0-0	0-0-0-0	0-0-0-0	0-0-0-0	0-0-0-0	2-4-0-3	1-7-0-7	1-5-0-5	0-0-0-0
28-Michel	5-24-0-9	6-35-0-7	DNP	7-39-1-26	0-0-0-0	3-12-0-5	11-52-1-8	1-4-0-4	0-0-0-0	10-60-0-14	8-30-0-6	1-(-4)-0-(-4)	DNP
30-Gibbs	1-4-0-4	DNP	DNP	DNP	DNP	DNP	DNP	DNP	DNP	DNP	DNP	DNP	DNP
33-Harris	2-15-0-9	DNP	DNP	11-44-0-9	DNP	DNP	DNP	DNP	DNP	4-11-0-4	DNP	DNP	DNP
35-Erwin	1-5-0-5	DNP	DNP	DNP	DNP	DNP	DNP	DNP	DNP	DNP	DNP	DNP	DNP
36-Angilau	1-2-0-2	DNP	DNP	DNP	DNP	DNP	DNP	DNP	DNP	2-7-0-5	DNP	DNP	DNP
44-Fattah	5-19-0-9	6-20-0-5	1-4-0-4	6-44-0-11	DNP	2-9-0-8	3-13-0-5	1-1-0-1	1-3-0-3	3-17-0-9	0-0-0-0	0-0-0-0	0-0-0-0

RECEIVING

(Att-Yds-TD-Lg)

Player	NIU	CU	WYO	Nev	Navy	USU	UNLV	BSU	Army	UNM	CSU	SDSU	BU
2-Terry	0-0-0-0	0-0-0-0	1-15-0-15	0-0-0-0	0-0-0-0	1-40-1-40	1-14-0-14	2-35-0-22	1-15-0-15	0-0-0-0	0-0-0-0	0-0-0-0	1-68-0-68
7-Cormier	0-0-0-0	0-0-0-0	1-9-1-9	1-80-1-80	3-0120-1-67	1-15-0-15	0-0-0-0	1-24-0-24	4-89-0-25	1-33-1-33	0-0-0-0	1-14-0-14	2-20-0-12
8-Hughes	1-22-0-22	0-0-0-0	DNP	DNP	DNP	DNP	0-0-0-0	0-0-0-0	0-0-0-0	0-0-0-0	0-0-0-0	0-0-0-0	0-0-0-0
9-Larrier	DNP	0-0-0-0	DNP	DNP	DNP	DNP	0-0-0-0	1-37-0-37	0-(-6)-0-(-6)	0-0-0-0	DNP	0-0-0-0	0-0-0-0
21-Harris	0-0-0-0	0-0-0-0	2-45-1-41	0-0-0-0	DNP	DNP	DNP	DNP	DNP	DNP	DNP	DNP	0-0-0-0
23-Kinamon	1-80-1-80	1-8-0-8	DNP	DNP	DNP	DNP	DNP	DNP	0-0-0-0	DNP	DNP	DNP	DNP
24-Eldridgell	0-0-0-0	0-0-0-0	0-0-0-0	0-0-0-0	1-4-0-4	0-0-0-0	0-0-0-0	0-0-0-0	0-0-0-0	0-0-0-0	0-0-0-0	0-0-0-0	0-0-0-0
27-Jefferson	0-0-0-0	0-0-0-0	0-0-0-0	0-0-0-0	1-17-0-17	0-0-0-0	0-0-0-0	0-0-0-0	0-0-0-0	0-0-0-0	0-0-0-0	0-0-0-0	0-0-0-0
81-Bryant	1-7-0-7	DNP	0-0-0-0	0-0-0-0	0-0-0-0	0-0-0-0	0-0-0-0	0-0-0-0	0-0-0-0	0-0-0-0	0-0-0-0	0-0-0-0	0-0-0-0
84-Rillos	0-0-0-0	DNP	0-0-0-0	0-0-0-0	0-0-0-0	1-15-0-15	0-0-0-0	0-0-0-0	0-0-0-0	0-0-0-0	0-0-0-0	0-0-0-0	1-15-1-15
87-Engel	0-0-0-0	0-0-0-0	0-0-0-0	0-0-0-0	1-15-0-15	2-25-0-14	0-0-0-0	0-0-0-0	0-0-0-0	0-0-0-0	0-0-0-0	0-0-0-0	0-0-0-0
88-Patterson	DNP	0-0-0-0	3-32-0-11	0-0-0-0	0-0-0-0	DNP	0-0-0-0	0-0-0-0	DNP	DNP	DNP	DNP	DNP

2022 INDIVIDUAL GAME-BY-GAME

TACKLES

Player	NIU	CU	WYO	Nev	Navy	USU	UNLV	BSU	Army	UNM	CSU	SDSU	BU
0-Williams	0-0-0	0-0-0	0-0-0	2-0-2	0-0-0	0-0-0	0-2-2	0-1-1	DNP	0-0-0	0-0-0	1-0-1	0-0-0
2-Castonguay	0-1-1	1-0-1	DNP	1-0-1	2-1-3	0-2-2	0-1-1	3-2-5	3-1-4	5-0-5	1-3-4	1-1-2	1-2-3
3-Polk	DNP	DNP	DNP	0-0-0	DNP	DNP	DNP	0-1-1	DNP	DNP	DNP	DNP	DNP
5-Collins	2-0-2	DNP	DNP	1-1-2	DNP	DNP	0-0-0	0-0-0	0-0-0	0-1-1	0-0-0	0-0-0	DNP
6-Malloy	0-1-1	DNP	DNP	DNP	DNP	DNP	DNP	DNP	DNP	0-0-0	DNP	DNP	DNP
7-Taylor	6-2-8	2-2-4	4-2-6	2-1-3	0-6-6	3-6-9	3-2-5	6-2-8	3-2-5	1-2-3	2-2-4	1-4-5	2-1-3
8-Richter	0-2-2	1-1-2	0-2-2	1-0-1	0-7-7	2-2-4	1-0-1	0-2-2	1-1-2	DNP	1-0-1	0-2-2	0-0-0
9-Mack	1-1-2	3-3-6	7-1-8	2-0-2	6-1-7	0-0-0	0-2-2	4-1-5	4-2-9	1-1-2	0-2-2	DNP	0-0-0
10-Mergerson	0-0-0	0-0-0	0-0-0	0-0-0	0-0-0	0-0-0	1-3-4	0-0-0	0-0-0	0-0-0	0-0-0	1-0-1	0-0-0
11-Goff	1-2-3	2-2-4	6-2-8	0-2-2	2-0-2	3-3-6	0-4-4	1-0-1	0-1-1	1-1-2	2-1-3	0-3-3	2-1-3
12-Dahlen	0-0-0	0-0-0	0-0-0	0-0-0	0-0-0	0-0-0	0-1-1	0-0-0	0-0-0	0-0-0	0-0-0	0-0-0	0-0-0
13-Ramsey	0-1-1	DNP	DNP	1-2-3	DNP	0-2-2	1-0-1	1-0-1	1-0-1	1-1-2	0-0-0	1-1-2	0-0-0
15-Martin	1-0-1	1-0-1	0-0-0	0-1-1	0-0-0	0-0-0	0-0-0	0-0-0	0-0-0	0-0-0	0-0-0	0-1-1	1-0-1
16-Goodwin	0-2-2	5-0-5	4-3-7	1-1-2	0-1-1	0-3-3	2-1-3	4-5-9	0-0-0	3-3-6	2-2-4	3-4-7	6-3-9
17-Boyd	4-0-4	DNP	0-0-0	0-1-1	0-0-0	0-0-0	1-1-2	0-0-0	0-0-0	1-0-1	0-0-0	0-0-0	0-0-0
18-Waters	1-0-1	DNP	DNP	DNP	DNP	DNP	DNP	DNP	DNP	DNP	DNP	DNP	DNP
19-Bentley	DNP	DNP	DNP	DNP	DNP	DNP	DNP	0-1-1	0-0-0	0-0-0	0-1-1	DNP	DNP
20-Smith	0-0-0	0-0-0	0-0-0	0-0-0	0-0-0	1-1-2	0-0-0	0-0-0	0-0-0	0-0-0	0-0-0	0-0-0	1-0-1
22-Gaillard	1-1-2	DNP	0-0-0	0-0-0	0-0-0	0-0-0	0-1-1	0-0-0	0-0-0	0-0-0	0-0-0	1-0-1	0-0-0
25-Bellamy	2-0-2	DNP	2-1-3	1-0-1	0-0-0	6-4-10	1-1-2	0-0-0	0-0-0	0-0-0	0-0-0	3-1-4	2-1-3
26-Sanford	1-1-2	1-2-3	4-3-7	0-0-0	2-8-10	2-7-9	0-2-2	1-2-3	4-0-4	2-1-3	7-0-7	DNP	2-1-3
27-Blackmon	3-1-4	3-2-5	3-0-3	0-3-3	4-3-7	5-7-12	2-1-3	4-4-8	2-4-6	0-2-2	4-4-8	0-6-6	1-0-1
29-Tafoya	0-0-0	1-0-1	DNP	0-0-0	DNP	DNP	DNP	DNP	DNP	DNP	DNP	DNP	DNP
32-Aihie	1-0-1	0-1-1	0-0-0	0-0-0	DNP	0-0-0	0-2-2	DNP	DNP	0-0-0	0-0-0	0-0-0	0-0-0
35-Youngblood	1-0-1	1-0-1	0-0-0	0-0-0	0-0-0	0-4-4	2-4-6	2-6-8	1-1-2	1-0-1	0-0-0	0-0-0	4-1-5
40-Mock	2-1-3	1-4-5	4-2-6	5-3-8	2-11-13	1-4-5	DNP	DNP	2-3-5	2-1-3	2-5-7	1-4-5	2-3-5
41-Beard	0-0-0	DNP	DNP	0-0-0	DNP	DNP	DNP	DNP	DNP	0-0-0	DNP	DNP	DNP
45-Devine	1-0-1	DNP	DNP	DNP	DNP	DNP	0-0-0	DNP	DNP	DNP	DNP	DNP	DNP
46-Sanders	1-1-2	DNP	DNP	DNP	DNP	DNP	0-0-0	DNP	DNP	0-1-1	DNP	DNP	DNP
47-Mbroh	0-1-1	DNP	DNP	0-0-0	DNP	DNP	0-0-0	DNP	DNP	0-0-0	DNP	DNP	DNP
48-Thiergood	1-0-1	DNP	DNP	DNP	3-1-4	1-2-3	0-1-1	2-2-4	2-0-2	2-1-3	1-0-1	1-0-1	2-0-2
49-Herrera	1-0-1	0-1-1	1-2-3	0-2-2	1-2-3	0-3-3	0-1-1	2-2-4	2-3-5	1-1-2	2-0-2	0-0-0	2-0-2
74-Tomasi	0-0-0	0-1-1	DNP	0-0-0	DNP	DNP	0-2-2	DNP	DNP	DNP	DNP	DNP	DNP
94-Thompkins	0-0-0	1-0-1	DNP	0-0-0	DNP	DNP	DNP	DNP	DNP	DNP	DNP	DNP	DNP
96-Zdroik	1-1-2	2-0-2	1-2-3	0-1-1	0-0-0	0-1-1	2-0-2	2-1-3	3-2-5	1-1-2	2-1-3	1-1-2	3-1-4
98-Pescaia	0-1-1	0-1-1	0-0-0	0-0-0	0-1-1	0-0-0	0-0-0	0-2-2	0-0-0	DNP	DNP	0-0-0	0-0-0

TACKLES FOR LOSS

(#-Yds) Player	NIU	CU	WYO	Nev	Navy	USU	UNLV	BSU	Army	UNM	CSU	SDSU	BU
0-Williams												1-0-10	
2-Castonguay							0.5-1						
7-Taylor			1-0-1		1-0-1	1-0-1			1-0-15			0.5-0	
8-Richter		1-0-3		1-0-4	1.5-3	1.5-9			0.5-1				
9-Mack II					1-0-4				1.5-3				
11-Goff										0.5-1			
13-Ramsey				1-0-9			1-0-2			0.5-1		1-0-10	
16-Goodwin										1.5-2		1.5-3	
25-Bellamy						0.5-2							
26-Sanford			1-0-1		2-0-4					1.5-3	5-0-30		1-0-7
27-Blackmon			1-0-3	0.5-1	1-0-5	3-0-20	2-0-13	0.5-7	1-0-5			0.5-1	
40-Mock	1-0-1		1-0-5	0.5-1	1.5-4					1-0-8			
48-Thiergood	1-0-2				1-0-1		0.5-0	1-0-2		0.5-1	1-0-4	1-0-12	1-0-1
49-Herrera								1-0-8	0.5-0	0.5-0	1-0-1		
94-Tompkins		1-0-1											
96-Zdroik		1-0-9					1-0-1	1-0-4	0.5-1	1-0-8	2-0-13	1.5-2	2-0-9
98-Pescaia								0.5-2					
Totals	2-0-3	3-0-13	4-0-10	3-0-15	9-0-22	6-0-32	5-0-17	4-0-23	5-0-25	7-0-24	9-0-48	7-0-38	4-0-17

QUARTERBACK SACKS

(#-Yds) Player	NIU	CU	WYO	Nev	Navy	USU	UNLV	BSU	Army	UNM	CSU	SDSU	BU
0-Williams	None		None	None								1-0-10	
7-Taylor									1-0-15				
11-Goff										0.5-1			
13-Ramsey							1-0-2					1-0-10	
26-Sanford										1.5-3	4-0-29		1-0-7
27-Blackmon					1-0-5	1-0-8	1-0-12	0.5-7					
40-Mock										1-0-8			
48-Thiergood										0.5-1	1-0-4		
49-Herrera								0.5-7	0.5-0	0.5-0			
96-Zdroik		1-0-9							0.5-1	1-0-8	2-0-13		1-0-6
Totals	0-0-0	1-0-9	0-0-0	0-0-0	1-0-5	1-0-8	2-0-14	1-0-14	2-0-16	5-0-21	7-0-46	2-0-20	2-0-13

2022 INDIVIDUAL CAREER HIGHS

RUSHING

#	Name	Attempts	Yards	TDs	Long
2	Terry	2, Lafayette, 2021	8, Lafayette, 2021	0	4, Lafayette, 2021
4	Daniels	21, Boise State, 2021	164, FAU, 2021	3, Lafayette, 2021	94, FAU, 2021
5	J. Jones	4, Boise State, 2022	27, UNLV, 2021	1, New Mexico, 2022	15, Northern Iowa, 2022
8	Hughes	23, Nevada, 2021	208, Nevada, 2021	2, Nevada, 2021	56, Colorado State, 2021
9	Larrier	9, UNLV, 2021	80, UNLV, 2021	1, UNLV, 2021	28, Colorado, 2022
10	J. Johnson	1, Utah State, 2022	80, Northern Iowa, 2022	1, Northern Iowa, 2022	80, Northern Iowa, 2022
15	Brittain	3, Nevada, 2022	25, Nevada, 2022	0	19, Nevada, 2022
17	Turner	1, Nevada, 2022	3, Nevada, 2022	0	3, Nevada, 2022
20	Roberts	37, Baylor, 2022	189, San Diego State, 2022	4, UNLV, 2022	71, Northern Iowa, 2022
21	Harris	1, Nevada, 2022	2, Nevada, 2022	0	2, Nevada, 2022
22	Calvert	2, UNLV, 2022	24, UNLV, 2022	1, Nevada, 2022	15, UNLV, 2022
23	Kinamon	8, Colorado State, 2021	77, Northern Iowa, 2022	1, Northern Iowa, 2022	71, Northern Iowa, 2022
24	Eldridge III	13, Wyoming, 2022	116, UNLV, 2022	1, UNLV, 2022	60, UNLV, 2022
26	Burk	11, UNLV, 2022	36, UNLV, 2022	0	9, UNLV, 2022
28	Michel	14, Nevada, 2021	133, Utah State, 2021	2, Utah State, 2021	64, UNLV, 2021
33	J. Harris	11, Nevada, 2022	44, Nevada, 2022	0	9, Nevada, 2022
44	Fattah	12, Army, 2021	60, New Mexico, 2021	0	43, New Mexico, 2021

PASSING

#	Name	Completions	Attempts	Yards	TDs	Long
4	Daniels	13, Army, 2021	22, Army, 2021	252, Louisville, 2021	2, Louisville, 2021	92, Colo. State, 2021
5	J. Jones	0	1, UNLV, 2022	0	0	0
15	Brittain	1, Nevada, 2022	1, Boise State, 2022	80, Nevada, 2022	1, Nevada, 2022	80, Nevada, 2022

RECEIVING

#	Name	Catches	Yards	TDs	Long
2	Terry	1, Baylor, 2022	68, Baylor, 2022	1, Utah State, 2020	68, Baylor, 2022
7	Cormier	4, Army, 2022	120, Navy, 2022	1, New Mexico, 2022	80, Nevada, 2022
9	Larrier	1, Army, 2022	37, Boise State, 2022	0	37, Boise State, 2022
20	Roberts	1, New Mexico, 2022	9, New Mexico, 2022	0	9, New Mexico, 2022
21	Harris	2, Wyoming, 2022	45, Wyoming, 2022	1, Wyoming, 2022	41, Wyoming, 2022
23	Kinamon	4, Army, 2021	80, Northern Iowa, 2022	1, Northern Iowa, 2022	80, Northern Iowa, 2022
24	Eldridge III	1, Navy, 2022	4, Navy, 2022	0	4, Navy, 2022
81	Bryant	1, Northern Iowa, 2022	7, Northern Iowa, 2022	0	7, Northern Iowa, 2022
84	Rillos	1, Baylor, 2022	40, Louisville, 2021	1, Baylor, 2022	40, Louisville, 2021
87	Engel	2, Utah State, 2022	25, Utah State, 2022	0	15, Navy, 2022
88	Patterson	3, Wyoming, 2022	65, Army, 2020	1, Army, 2020	59, Utah State, 2021

2022 INDIVIDUAL CAREER HIGHS

TACKLES

#	Name	UT	AT	Total Tackles	TFLs (Includes sacks)
0	Trey Williams	2, Nevada, 2022	2, UNLV, 2022	2, UNLV, 2022	1.0, San Diego St., 2022
2	Eian Castonguay	8, Nevada, 2021	2, Boise State, 2022	8, Nevada, 2021	0.5, UNLV, 2022
3	Nate Polk	0	1, Boise State, 2022	1, Boise State, 2022	
6	Matthew Malloy	3, Utah State, 2020	3, Utah State, 2020	6, Utah State, 2020	1.0, Utah State, 2020
7	Trey Taylor	9, San Diego State, 2021	7, Colorado State, 2021	11, San Diego, 2021	1.0, FAU, 2021
8	Bo Richter	3, Nevada, 2021	7, Navy, 2022	7, Navy, 2022	1.5, Utah State, 2022
9	Michael Mack II	7, Wyoming, 2022	7, Colorado State, 2021	8, Wyoming, 2022	1.5, Army, 2022
10	Jalen Mergerson	1, UNLV, 2022	3, UNLV, 2022	4, UNLV, 2022	
11	Camby Goff	6, Wyoming, 2022	5, Colorado State, 2021	10, Colorado State, 2021	1.0, Louisville, 2021
13	PJ Ramsey	1, New Mexico, 2022	2, Utah State, 2022	3, Nevada, 2022	1.0, San Diego St., 2022
15	Jake Martin	1, Baylor, 2022	1, Nevada, 2022	1, Baylor, 2022	
16	Jayden Goodwin	5, Baylor, 2022	5, Boise State, 2022	9, Baylor, 2022	1.5, San Diego St., 2022
17	CJ Boyd	4, Northern Iowa, 2022	1, UNLV, 2022	4, Northern Iowa, 2022	
18	Jace Waters	1, Northern Iowa, 2022	1, Utah State, 2021	1, Northern Iowa, 2022	
19	Tristan Bentley	0	1, Colorado State, 2022	1, Colorado State, 2022	
22	Jerome Gaillard, Jr.	1, San Diego State, 2022	1, UNLV, 2022	2, Northern Iowa, 2022	
25	Jamari Bellamy	6, Utah State, 2022	4, Utah State, 2022	10, Utah State, 2022	0.5, Utah State, 2022
26	Vince Sanford	8, Utah State, 2021	8, Navy, 2022	10, Navy, 2022	5.0, Colorado State, 2022
27	TD Blackmon	5, Utah State, 2022	7, Utah State, 2022	12, Utah State, 2022	3.0, Utah State, 2022
32	Osaro Aihie	1, Northern Iowa, 2022	2, UNLV, 2022	2, UNLV, 2022	
34	Nasir Rashid	0	1, Navy, 2020	1, Navy, 2020	
35	Johnathan Youngblood	4, Baylor, 2022	6, Boise State, 2022	8, Boise State, 2022	1.0, Army, 2021
40	Alec Mock	7, Boise State, 2021	11, Navy, 2022	13, Navy, 2022	1.5, Navy, 2022
41	K.C. Beard	0	0	0	
46	Elijah Sanders	1, Northern Iowa, 2022	1, New Mexico, 2022	2, Northern Iowa, 2022	
47	Robert Mbroh	0	1, Northern Iowa, 2022	1, Northern Iowa, 2022	
48	Jayden Thiergood	3, Navy, 2022	3, Colorado Statem 2021	4, Boise State, 2022	2.0, Nevada, 2021
49	Christopher Herrera	3, Nevada, 2021	5, Colorado St., 2021	7, Colorado St., 2019	2.0, Nevada, 2021
55	Kupono Blake	1, Navy, 2020	1, Army, 2020	1, Army, 2020	
90	TJ Love	0	1, Navy, 2020	1, Navy, 2020	
92	Elijah Brockman	3, San Diego State, 2021	3, Navy, 2021	4, San Diego State, 2021	1.0, SDSU, 2021
96	Payton Zdroik	3, Army, 2022	2, Army, 2022	5, Army, 2022	2.0, Baylor, 2022
98	Kalawi'a Pescaia	2, New Mexico, 2020	2, Boise State, 2022	2, Boise State, 2022	0.5, Boise State, 2022

THE LAST TIME.....

A kickoff was returned for a touchdown

By AF: Tim McVey vs. Georgia State, Sept. 10, 2016 (99 yards)
By Opp: Jawhar Jordan, Louisville, Dec. 28, 2021 (100 yds)

A punt was returned for a touchdown

By AF: Garrett Brown vs. Morgan State, Sept 5, 2015 (75 yds)
By Opp: Donovan Peoples-Jones, Michigan, Sept. 16, 2017 (79 yds)

An interception was returned for touchdown

By AF: Zane Lewis vs. Colorado State, Nov. 16, 2019 (99 yards)
By Opp: Calvin Munson, San Diego State, Nov. 21, 2014 (56 yds)

A fumble was returned for a touchdown

By AF: Christopher Musselman vs. Utah St., Sept. 22, 2018 (21 yards)
By Opp: Mohamed Kamara, Colorado State, Nov. 16, 2019 (63 yards)

A punt was blocked

By AF: Price Morgan vs. Wyoming, Nov. 30, 2019
By Opp: Kaelin Himphill, San Diego State, Oct. 12, 2018

A blocked punt resulted in a touchdown

By AF: Garrett Kauppila vs. FAU, Sept. 8, 2018
(Recovered by Lakota Wills and returned 5 yards for a TD)
By Opp: Kaelin Himphill, San Diego State, Oct. 12, 2018
(Trenton Thompson recovered and ran back 19 yds for a TD)

A field goal was blocked

By AF: Michael Purcell vs. New Mexico, Nov. 20, 2020
By Opp: David Nixon, BYU, Nov. 15, 2008

A blocked field goal resulted in a touchdown

By AF: Terry Maki and A.J. Scott vs. Notre Dame, Oct. 5, 1985
(Maki blocked Carney's 37-yard field goal and Scott returned it 77 yards for a TD)
By Opp: Trevor Laws and Terrail Lambert, Notre Dame, Nov. 11, 2006
(Laws blocked kick and Lambert returned it 76 yards for a TD)

An extra point was blocked

By AF: Jordan Jackson vs. Utah State, Sept. 18, 2021
By Opp: San Jose State, Sept. 27, 2019

A safety was scored

By AF: Team (Navy snap over punter's head) vs. Navy, Sept. 11, 2021
By Opp: Utah, Sept. 20, 2008 (Punter Ryan Harrison fumbled out of end zone)

AFA had two safeties in a game

By AF: Brandon Reeves and Jake Paulson vs. Southern Utah, Aug. 30, 2008

There was a shutout

By AF: Air Force vs. New Mexico, Nov. 20, 2020 (28-0)
By Opp: Army, Nov. 4, 2017 (21-0)

There was a 100-yard rusher

By AF: Brad Roberts vs. Baylor, Dec. 22, 2022 (116 yards)
By Opp: Calvin Tyler, Utah State, Oct. 8, 2022 (109 yards)

There was a 100-yard receiver

By AF: David Cormier vs. Navy, Oct. 1, 2022 (120 yards)
By Opp: Brian Cobbs, Utah State, Oct. 8, 2022 (136 yards)

There was a 300-yard passer

By AF: Donald Hammond III, New Mexico, Nov. 23, 2019 (327 yards)
By Opp: Carson Strong, Nevada, Nov. 19, 2021 (340 yards)

The team did not score a touchdown

By AF: Air Force vs. Army, Nov. 4, 2017 (L 21-0)
By Opp: San Diego State, Nov. 26, 2022 (L 13-3)

A player blocked two kicks in a game

By AF: Alex Hansen vs. UNLV, Nov. 21, 2013 (2 PATs)
By Opp: Ray Jackson, CSU, Sept. 16, 1995 (PAT/FG)

A team blocked more than one kick in a game

By AF: Air Force vs. UNLV, Nov. 21, 2013 (2 PATs)
By Opp: Navy, Oct. 4, 2008 (2 Punts - both returned for touchdowns)

A defensive extra point was scored

By AF: Air Force vs. New Mexico, Nov. 23, 2019 (Milton Bugg III)
By Opp: Utah, Nov. 12, 1994

An Air Force player had two interceptions in a game

Jeremy Fejedelem vs. Wyoming, Nov. 30, 2019 (2 INTs)

There was a scoreless tie with Air Force

Air Force vs. Wyoming, Sept. 10, 1977

There was a scoreless tie at halftime

Air Force vs. Army, Nov. 6, 2021 (Army 21, Air Force 14)

Air Force was shutout in the first-half

Air Force vs. Wyoming, Sept. 16, 2022 (Trailed 10-0)
(FINAL: Wyoming 17, Air Force 14)

Two Air Force players had two interceptions in a game

Antony Wright (3), Chris Thomas (2) vs. Houston, Dec. 31, 2009

Air Force did not have a turnover

Air Force vs. Baylor, Dec. 22, 2022

Air Force did not have any penalties

Air Force vs. Wyoming, Sept. 16, 2022

Air Force didn't have any penalties or turnovers

Air Force vs. Wyoming, Sept. 16, 2022

Air Force did not punt in a game

Air Force vs. Nevada, Sept. 23, 2022

Air Force played an overtime game

Air Force vs. Nevada, Nov. 19, 2021 (AF 41, Nevada 39 3OT)

Air Force had two or more players rush for 100 or more yards

Air Force vs. New Mexico, Nov. 12, 2022
(Brad Roberts 29-163-0, Haaziq Daniels 9-113-2)

Air Force had two players with 100 or more yards receiving

Air Force vs. New Mexico, Nov. 23, 2019
(Ben Waters 171, Geraud Sanders 156)

An Air Force player had 100 yards rushing and receiving

Timothy McVey at New Mexico, Nov. 28, 2015 (105 rush, 157 receiving)

An Air Force player had 200 yards passing and 100 yards rushing

Isaiah Sanders at UNLV, Oct. 19, 2018 (217 passing, 173 rushing)

Air Force didn't have a rushing touchdown

Air Force vs. Navy, Oct. 1, 2022

Air Force had more passing yards than rushing yards

Air Force vs. Louisville, Dec. 28, 2021 (Rushing 170, Passing 252)

Air Force had more passing yards than the opponent

Air Force vs. Army, Nov. 5, 2022 (AF 98, Army 67)

Air Force was out-rushed by an opponent

Air Force vs. Wyoming, Sept. 16, 2022 (AF 171, Wyoming 180)

Air Force was held under 100 yards rushing

Air Force vs. Army, Nov. 4, 2017 (95 yards rushing)

Air Force scored two defensive touchdowns in the same game

Reggie Rembert (47 fumble), Anthony Wright (47 int), SDSU, Sept. 26, 2009

Air Force had two non-offensive touchdowns in the same game

Roland Ladipo (22 INT), Garrett Brown (75 PR), Morgan State, Sept. 5, 2015

Air Force converted a two point conversion after a touchdown

Air Force vs. Nevada, Nov. 19, 2021 (DeAndre Hughes run)

INDIVIDUAL / TEAM GAME HIGHS

Individual

RUSHES	37	Brad Roberts vs Baylor (N) (12/22/2022)
	37	Brad Roberts vs Colorado St. (11/19/2022)
YARDS RUSHING	187	Brad Roberts at San Diego St. (11/26/2022)
TD RUSHES	4	Brad Roberts at UNLV (10/15/2022)
LONG RUSH	80	Jalen Johnson vs UNI (09/03/2022)
PASS ATTEMPTS	14	Haaziq Daniels at Wyoming (09/16/2022)
PASS COMPLETIONS	7	Haaziq Daniels at Wyoming (09/16/2022)
YARDS PASSING	156	Haaziq Daniels vs Navy (10/01/2022)
TD PASSES	2	Haaziq Daniels at Wyoming (09/16/2022)
LONG PASS	80	Ben Brittain vs Nevada (09/23/2022)
	80	Haaziq Daniels vs UNI (09/03/2022)
RECEPTIONS	4	David Cormier vs Army West Point (N) (11/05/2022)
YARDS RECEIVING	120	David Cormier vs Navy (10/01/2022)
TD RECEPTIONS	1	Caleb Rillos vs Baylor (N) (12/22/2022)
	1	David Cormier vs New Mexico (11/12/2022)
	1	Amari Terry at Utah St. (10/08/2022)
	1	David Cormier vs Navy (10/01/2022)
	1	David Cormier vs Nevada (09/23/2022)
	1	Cade Harris at Wyoming (09/16/2022)
	1	David Cormier at Wyoming (09/16/2022)
	1	Dane Kinamon vs UNI (09/03/2022)
LONG RECEPTION	80	David Cormier vs Nevada (09/23/2022)
	80	Dane Kinamon vs UNI (09/03/2022)
PUNTS	5	Carson Bay at San Diego St. (11/26/2022)
	5	Carson Bay at Wyoming (09/16/2022)
PUNTING AVG	47.5	Luke Freer vs Boise St. (10/22/2022)
LONG PUNT	59	Carson Bay vs Navy (10/01/2022)
PUNTS INSIDE 20	3	Carson Bay at Wyoming (09/16/2022)
LONG PUNT RETURN	7	Amari Terry vs New Mexico (11/12/2022)
LONG KICKOFF RETURN	23	Amari Terry at Utah St. (10/08/2022)
TACKLES	13	Alec Mock vs Navy (10/01/2022)
SACKS	4	Vince Sanford vs Colorado St. (11/19/2022)
TACKLES FOR LOSS	5	Vince Sanford vs Colorado St. (11/19/2022)

Team

RUSHES	76	at UNLV (10/15/2022)
YARDS RUSHING	582	UNI (09/03/2022)
YARDS PER RUSH	9.4	UNI (09/03/2022)
TD RUSHES	6	at UNLV (10/15/2022)
PASS ATTEMPTS	14	at Wyoming (09/16/2022)
PASS COMPLETIONS	7	at Wyoming (09/16/2022)
YARDS PASSING	156	Navy (10/01/2022)
YARDS PER PASS	26.7	Nevada (09/23/2022)
TD PASSES	2	at Wyoming (09/16/2022)
TOTAL PLAYS	79	at UNLV (10/15/2022)
TOTAL OFFENSE	691	UNI (09/03/2022)
YARDS PER PLAY	10.2	UNI (09/03/2022)
POINTS	48	UNI (09/03/2022)
	48	Nevada (09/23/2022)
SACKS BY	7	Colorado St. (11/19/2022)
FIRST DOWNS	30	Nevada (09/23/2022)
PENALTIES	7	at Utah St. (10/08/2022)
PENALTY YARDS	58	at Utah St. (10/08/2022)
TURNOVERS	3	Colorado (09/10/2022)
PUNTS	5	at San Diego St. (11/26/2022)
	5	Boise St. (10/22/2022)
	5	at Wyoming (09/16/2022)
PUNTING AVG	46.0	Colorado (09/10/2022)
LONG PUNT	59	Navy (10/01/2022)
PUNTS INSIDE 20	3	at Wyoming (09/16/2022)
LONG PUNT RETURN	7	New Mexico (11/12/2022)

PLAYER PARTICIPATION

##	Player	GP-GS	UNI	CU	Wyo	Nev	Navy	USU	UNLV	BSU	Army	UNM	CSU	SDSU	Baylor
0	Trey Williams	12/1	XXX	XXX	XXX	XXX	XXX	XXX	XXX	START	...	XXX	XXX	XXX	XXX
2	Eian Castonguay	13/11	START	START	XXX	XXX	START	START	START	START	START	START	START	START	START
2	Amari Terry	13/1	XXX	XXX	XXX	XXX	XXX	XXX	XXX	XXX	XXX	XXX	START	XXX	XXX
3	Nate Polk	2/0	XXX	XXX
3	Cameron Breier	12/0	...	XXX	XXX	XXX	XXX	XXX	XXX	XXX	XXX	XXX	XXX	XXX	XXX
4	Haaziq Daniels	13/13	START	START	START	START	START	START	START	START	START	START	START	START	START
5	Corey Collins	8/0	XXX	XXX	XXX	XXX	XXX	XXX	XXX	XXX	...
5	Jensen Jones	7/0	XXX	XXX	...	XXX	XXX	XXX	...	XXX	...	XXX	...
6	Matthew Malloy	2/0	XXX	XXX
7	David Cormier	13/13	START	START	START	START	START	START	START	START	START	START	START	START	START
7	Trey Taylor	13/13	START	START	START	START	START	START	START	START	START	START	START	START	START
8	DeAndre Hughes	9/2	START	START	XXX	XXX	XXX	XXX	XXX	XXX	XXX
8	Bo Richter	12/5	XXX	START	START	XXX	START	XXX	XXX	XXX	START	...	XXX	START	XXX
9	Zachary Larrier	6/0	...	XXX	XXX	XXX	XXX	XXX	...	XXX	...
9	Michael Mack II	12/10	START	START	START	START	START	START	XXX	XXX	START	START	START	...	START
10	Jalen Mergerson	12/0	XXX	XXX	XXX	XXX	XXX	...	XXX	XXX	XXX	XXX	XXX	XXX	XXX
10	Jalen Johnson	6/0	XXX	...	XXX	XXX	...	XXX	XXX	XXX
11	Camby Goff	13/13	START	START	START	START	START	START	START	START	START	START	START	START	START
11	Wyatt Wilson	4/0	XXX	XXX	XXX	...	XXX
12	Patrick Dahlen	13/0	XXX	XXX	XXX	XXX	XXX	XXX	XXX	XXX	XXX	XXX	XXX	XXX	XXX
13	PJ Ramsey	11/0	XXX	XXX	...	XXX	...	XXX	XXX	XXX	XXX	XXX	XXX	XXX	XXX
14	Colby Raphiel	3/0	XXX	XXX	...	XXX
14	Ty Black	1/0	XXX
15	Ben Brittain	5/0	XXX	XXX	XXX	XXX	...	XXX
15	Jake Martin	13/0	XXX	XXX	XXX	XXX	XXX	XXX	XXX	XXX	XXX	XXX	XXX	XXX	XXX
16	Jayden Goodwin	13/11	START	START	START	START	XXX	START	START	START	XXX	START	START	START	START
17	Cannon Turner	3/0	XXX	XXX	XXX
17	CJ Boyd	13/0	XXX	XXX	XXX	XXX	XXX	XXX	XXX	XXX	XXX	XXX	XXX	XXX	XXX
18	Jace Waters	2/0	XXX	XXX
18	Kendin Alexander	4/0	XXX	XXX	...	XXX	XXX
19	Rocky Beers	11/0	XXX	XXX	...	XXX	XXX	XXX	XXX	XXX	XXX	...	XXX	XXX	XXX
19	Tristan Bentley	3/0	XXX	XXX	XXX	...
20	Jake Smith	13/0	XXX	XXX	XXX	XXX	XXX	XXX	XXX	XXX	XXX	XXX	XXX	XXX	XXX
20	Brad Roberts	13/13	START	START	START	START	START	START	START	START	START	START	START	START	START
21	Cade Harris	4/0	XXX	XXX	XXX	XXX
22	Aiden Calvert	4/0	XXX	XXX	XXX	XXX
22	Jerome Gaillard, Jr.	12/0	XXX	XXX	XXX	XXX	XXX	XXX	XXX	XXX	...	XXX	XXX	XXX	XXX
23	Dane Kinamon	3/2	START	START	XXX
24	John Lee Eldridge III	13/10	XXX	XXX	START	START	START	START	START	START	START	START	XXX	START	START
25	Jamari Bellamy	13/4	XXX	XXX	START	START	XXX	XXX	START	XXX	XXX	XXX	XXX	START	XXX
25	Conner Carey	5/0	XXX	XXX	...	XXX	...	XXX	XXX
26	Vince Sanford	12/12	START	START	START	START	START	START	START	START	START	START	START	...	START
26	Owen Burk	6/0	XXX	XXX	...	XXX	...	XXX	XXX	XXX
27	TD Blackmon	13/12	START	START	START	START	START	START	START	START	XXX	START	START	START	START
27	Ben Jefferson	13/11	XXX	XXX	START	START	START	START	START	START	START	START	START	START	START
28	Emmanuel Michel	10/0	XXX	XXX	...	XXX	...	XXX	XXX	XXX	XXX	XXX	XXX	XXX	...
28	William Westerling	7/0	XXX	XXX	...	XXX	XXX	XXX	XXX	XXX
29	Jacob Tafoya	3/0	...	XXX	...	XXX	XXX
30	Kale Gibbs	1/0	XXX
30	Tyme Collins	2/0	...	XXX	...	XXX
32	Osaro Aihie	13/0	XXX	XXX	XXX	XXX	XXX	XXX	XXX	XXX	XXX	XXX	XXX	XXX	XXX
33	Jet Harris	3/0	XXX	XXX	XXX
34	Nasir Rashid	1/0	XXX
35	Johnathan Youngblood	10/3	XXX	XXX	...	XXX	XXX	XXX	START	START	START	XXX	XXX
35	Wesley Erwin	1/0	XXX
36	Sione Angilau	2/0	XXX	XXX
36	Kendall Newsom	1/0	XXX
38	Julian Williams	1/0	XXX
39	Brendan Bentley	13/0	XXX	XXX	XXX	XXX	XXX	XXX	XXX	XXX	XXX	XXX	XXX	XXX	XXX
40	Alec Mock	11/11	START	START	START	START	START	START	START	START	START	START	START
41	J. Frank Melgarejo III	2/0	XXX	XXX
41	K.C. Beard	3/0	XXX	XXX	XXX

PLAYER PARTICIPATION

##	Player	GP-GS	UNI	CU	Wyo	Nev	Navy	USU	UNLV	BSU	Army	UNM	CSU	SDSU	Baylor
43	Matthew Dapore	13/0	XXX	XXX	XXX	XXX	XXX	XXX	XXX	XXX	XXX	XXX	XXX	XXX	XXX
44	Omar Fattah	12/0	XXX	XXX	XXX	XXX	...	XXX	XXX	XXX	XXX	XXX	XXX	XXX	XXX
44	Alesandro Maxwell	2/0	XXX	XXX
45	Matt Devine	2/0	XXX	XXX	...
46	Elijah Sanders	4/0	XXX	XXX	XXX	XXX
47	Robert Mbroh	3/0	XXX	XXX	XXX
48	Jayden Thiergood	10/10	START	START	START	START	START	START	START	START	START	START
49	Christopher Herrera	13/13	START	START	START	START	START	START	START	START	START	START	START	START	START
49	Kurt Chesney	1/0	...	XXX
51	Kaleb Holcomb	13/5	START	START	XXX	XXX	XXX	XXX	XXX	XXX	XXX	START	START	START	XXX
52	Tyler Casados	3/0	...	XXX	...	XXX	XXX
53	Steven Iles	12/0	XXX	XXX	XXX	XXX	XXX	XXX	XXX	XXX	XXX	XXX	XXX	XXX	...
54	Jackson Kohal	2/0	XXX	XXX
55	Kupono Blake	3/0	XXX	XXX	XXX
56	Mark Hiestand	3/0	XXX	XXX	XXX
57	Kyle Niese	2/0	XXX	XXX
59	Adam Karas	13/8	XXX	XXX	START	START	START	START	START	START	START	XXX	XXX	XXX	START
60	John Gordon, Jr.	1/0	XXX
61	Ryan Keating	1/0	XXX
63	Everett Smalley	13/13	START	START	START	START	START	START	START	START	START	START	START	START	START
64	Luke Hallstrom	5/0	XXX	XXX	...	XXX	XXX	XXX
66	Ayden McCollough	9/0	XXX	XXX	...	XXX	XXX	XXX	XXX	XXX	...	XXX	...	XXX	...
67	Jim Schwaab	1/0	XXX
68	Thor Paglialong	13/13	START	START	START	START	START	START	START	START	START	START	START	START	START
69	Wesley Ndago	12/12	START	START	START	START	START	START	START	START	START	START	START	START	...
70	Ethan Schlundt	1/0	XXX
73	Isaac Cochran	13/13	START	START	START	START	START	START	START	START	START	START	START	START	START
74	Mason Carlan	5/0	XXX	XXX	XXX	XXX	...	XXX	...
74	James Tomasi	3/0	XXX	XXX	XXX
75	Ethan Jackman	12/1	XXX	XXX	...	XXX	XXX	XXX	XXX	XXX	XXX	XXX	XXX	XXX	START
76	Alex Moore	2/0	XXX	XXX
79	Hunter Brown	1/0	XXX
80	Chris d'Alencon	1/0	XXX
81	James Bryant	13/0	XXX	XXX	XXX	XXX	XXX	XXX	XXX	XXX	XXX	XXX	XXX	XXX	XXX
82	Connor McIntee	3/0	XXX	XXX	XXX
83	Rory White	4/0	XXX	XXX	...	XXX	XXX
84	Caleb Rillos	13/7	START	XXX	XXX	XXX	XXX	START	XXX	XXX	START	START	START	START	START
85	Reagan Tubbs	1/0	...	XXX
86	Jared Roznos	1/0	XXX
87	Caden Blum	4/0	XXX	XXX	XXX	XXX
87	Brandon Engel	13/0	XXX	XXX	XXX	XXX	XXX	XXX	XXX	XXX	XXX	XXX	XXX	XXX	XXX
88	Kyle Patterson	7/6	XXX	START	START	START	START	...	START	START
90	TJ Love	1/0	XXX
91	Anthony Rodriguez	4/0	XXX	XXX	...	XXX	XXX
92	Elijah Brockman	8/0	XXX	XXX	...	XXX	...	XXX	...	XXX	...	XXX	XXX	...	XXX
92	John Olson	1/0	XXX
93	Andrew BoisD'Enghien	1/0	XXX
94	Kaleb Tompkins	3/0	XXX	XXX	...	XXX
95	Carson Bay	13/0	XXX	XXX	XXX	XXX	XXX	XXX	XXX	XXX	XXX	XXX	XXX	XXX	XXX
96	Luke Wieland	8/0	XXX	XXX	XXX	XXX	...	XXX	XXX	XXX	...	XXX
96	Payton Zdroik	13/9	START	START	START	START	START	START	XXX	XXX	XXX	START	START	START	START
97	Sam McNulty	1/0	XXX
97	Luke Freer	1/0	XXX
98	Kalawai'a Pescaia	11/4	XXX	XXX	XXX	START	XXX	XXX	START	START	START	XXX	XXX

2022 GAME RECAPS

1 Air Force 48, UNI 17 Sept. 3, Falcon Stadium

Team	1	2	3	4	OT	Final
No. Iowa	3	0	0	14	--	17
Air Force	14	13	14	7	--	48

Scoring

AF-Kinamon 80 pass-Daniels (Dapore kick), 1/9:28
 UNI-Cook 28 FG, 1/4:46
 AF-Kinamon 71 run (Dapore kick), 1/3:59
 AF-Dapore 30 FG, 2/9:31
 AF-Dapore 33 FG, 2/5:47
 AF-Daniels 12 run (Dapore kick), 2/:20
 AF-Roberts 71 run (Dapore kick), 3/14:10
 AF-J.Jones 1 run (Dapore kick), 3/:02
 AF-J.Johnson 80 run (Rodriguez kick), 1/11:13
 UNI-Wolf 10 pass-Day (Cook kick), 4/8:45
 UNI-Morancy 14 pass-Day (Cook kick), 4/6:54

Team Statistics	UNI	AF
First Downs	21	24
(R-P-Pen)	(4-17-0)	(22-2-0)
NET Rushing Att-Yds	24-119	62-582
NET PASSING YARDS	296	109
Passing (C-A-I)	20-32-1	3-6-0
TOTAL OFFENSE	56-405	68-691
Avg. Per Play	7.2	10.2
Fumbles	1-1	2-2
Penalties	2-15	5-21
Punts (#-Avg)	4-44.3	0-0-0
Punt Returns	0-0	0-0
Kickoff Returns	3-44	0-0
Interceptions	0-0	1-14
Fumble Returns	2-0	1-0
Possession Time	24:58	35:02
Third Downs	2-8	7-11
Fourth Downs	0-0	0-0
Sacks By:	0-0	0-0
Attendance:	31,180	

Individual Statistics

Rushing (Att-Yds-TD): AF- Roberts 8-114-1, Daniels 12-107-1, Eldridge 8-85-0, J. Johnson 1-80-1, Kinamon 2-77-1, Michel 5-24-0, Fattah 5-19-0, J. Jones 4-18-1, Hughes 5-16-0, Calvert 1-15-0, J. Harris 2-15-0. **Northern Iowa** - Williams 11-45-0, McShane 8-31-0, Pesek-Hickson 3-27-0, Day 2-17-0.
Passing (Comp-Att-I-Yds-TD): AF- Daniels 3-6-0-109-1. **Northern Iowa** - Day 20-32-1-286-2.
Receiving (Att-Yds-TD): AF- Kinamon 1-80-1, Hughes 1-22-0, Bryant 1-7-0. **Northern Iowa** - McShane 5-66-0, Morancy 4-31-1, Schne 3-22-0, Hampton 2-38-0, Wolf 2-22-1, Williams 1-40-0, Allen 1-27-0, Bey-Buie 1-21-0, Hutson 1-19-0.
Tackle Leaders (UT-AT-TT): AF- Taylor 6-2-8, Boyd 4-0-4, Blackmon 3-1-4, Goff 1-2-3, Mock 2-1-3, Collins 2-0-2, Richter 0-2-2, Mack 1-1-2, Goodwin 0-2-2, Gaillard 1-1-2, Bellamy 2-0-2, Sanford 1-1-2, Sanders 1-1-2, Zdroik 1-1-2, Castonguay 0-1-1, Malloy 0-1-1, Ramsey 0-1-1, Martin 1-0-1, Waters 1-0-1, Aihie 1-0-1, Devine 1-0-1, Mbroh 0-1-1, Thiergood 1-0-1, Herrera 1-0-1, Pescaia 0-1-1. **Northern Iowa (Leaders only)** - Sander 6-5-11, Landenberg 3-3-6, Cuvelier 4-1-5, Boyd 3-2-5, Sapp 2-2-4, Bailey 2-2-4.

2 Air Force 41, Colorado 10 Sept. 10, Falcon Stadium

Team	1	2	3	4	OT	Final
Colorado	0	10	0	0	--	10
Air Force	13	7	7	14	--	41

Scoring

AF-Roberts 14 run (Dapore kick), 1/14:27
 AF-Dapore 54 FG, 1/9:42
 AF-Dapore 47 FG, 1/:07
 AF-Roberts 20 run (Dapore kick), 2/12:55
 CU-Smith 25 run (Becker kick), 2/10:55
 CU-Becker 41 FG, 2/:41
 AF-Daniels 1 run (Rodriguez kick), 3/2:31
 AF-Roberts 46 run (Rodriguez kick), 4/11:12
 AF-Eldridge 11 run (Rodriguez kick), 4/3:03

Team Statistics	CU	AF
First Downs	8	25
(R-P-Pen)	(5-2-1)	(24-0-1)
NET Rushing Att-Yds	32-111	70-435
NET PASSING YARDS	51	8
Passing (C-A-I)	5-21-1	1-5-0
TOTAL OFFENSE	53-162	75-443
Avg. Per Play	3.1	5.9
Fumbles	2-2	5-3
Punts (#-Avg)	7-41.4	2-46.0
Punt Returns	1-11	0-0
Kickoff Returns	4-103	0-0
Interceptions	0-0	1-10
Fumble Returns	0-0	0-0
Possession Time	21:38	38:22
Third Downs	1-11	4-12
Fourth Downs	0-2	1-2
Sacks By:	0-0	1-9
Attendance:	33,647	

Individual Statistics

Rushing (Att-Yds-TD): AF- Roberts 24 174-3, Eldridge III 8-88-1, Larrier 6-60-0, Jefferson 1-48-0, Michel 6-35-0, Daniels 9-29-1, Kinamon 3-21-0, Fittah 6-20-0, Hughes 2-4-0, TEAM 5-(-44)-0. **Colorado** - Smith 11-59-1, Fontenot 12-53-0, Offerdahl 1-5-0, Shrout 6-3-0, Stacks 1-(-1)-0.
Passing (Comp-Att-I-Yds-TD): AF- Daniels 1-5-0-8-0. **Colorado** - Shrout 5-21-1-51-0.
Receiving (Att-Yds-TD): AF- Kinamon 1-8-0. **Colorado** - Arias 2-36-0, Sneed 1-7-0, Tyson 1-6-0, Fontenot 1-2-0.
Tackle Leaders (UT-AT-TT): AF- Mack II 3-3-6, Goodwin 5-0-5, Blackmon 3-2-5, Mock 1-4-5, Taylor 2-2-4, Goff 2-2-4, Sanford 1-2-3, Zdroik 2-0-2, Richter 1-1-2, Youngblood 1-0-1, Maxwell 1-0-1, Martin 1-0-1, Castonguay 1-0-1, Breier 1-0-1, Tafoya 1-0-1, Tompkins 1-0-1, Pescaia 0-1-1, Herrera 0-1-1, Aihie 0-1-1, Tomasi 0-1-1. **Colorado** - Perry 9-8-17, Chandler-Semedo 5-5-10, Woods 6-2-8, Rodman 1-4-5, Sami 3-1-4, Martin 2-2-4, Ham 2-2-4, Reed 2-2-4, Lewis 2-1-3, Thomas 1-2-3, Moore 2-0-2, Lang 1-1-2, Dixson 1-1-2, Bethel 1-0-1, Main 1-0-1, Arias 1-0-1, Barnes 1-0-1, Jackson 1-0-1, Montgomery 0-1-1, Oliver 0-1-1, Grant 0-1-1, Maddox 0-1-1, Mack 0-1-1.

3 Wyoming 17, Air Force 14 Sept. 16, Laramie, WY

Team	1	2	3	4	OT	Final
Wyoming	3	7	0	7	--	17
Air Force	0	0	7	7	--	14

Scoring

W-Hoyland 20 FG, 1/7:28
 W-Welch 14 pass-Peasley (Hoyland kick), 2/7:21
 AF-Cormier 9 pass-Daniels (Dapore kick), 3/9:58
 AF-Harris 41 pass-Daniels (Dapore kick), 4/9:58
 W-Swen 5 run (Hoyland kick), 4/6:06

Team Statistics	WYO	AF
First Downs	18	14
(R-P-Pen)	(9-9-0)	(9-5-0)
NET Rushing Att-Yds	35-180	40-171
NET PASSING YARDS	162	101
Passing (C-A-I)	18-23-1	7-14-0
TOTAL OFFENSE	58-342	54-272
Avg. Per Play	5.9	5.0
Fumbles	0-0	0-0
Penalties	3-20	0-0
Punts (#-Avg)	4-51/5	5-42.8
Punt Returns	0-0	0-0
Kickoff Returns	0-0	0-0
Interceptions	0-0	1-15
Fumble Returns	0-0	0-0
Possession Time	30:34	29:26
Third Downs	6-11	6-13
Fourth Downs	0-0	1-1
Sacks By:	1-2	0-0
Attendance:	18,277	

Individual Statistics

Rushing (Att-Yds-TD): AF- Eldridge III 13-104-0, Roberts 16-54-0, Daniels 9-6-0, Fattah 1-4-0, Jefferson 1-3-0. **Wyoming** - Swen 19-102-1, McNeeley 7-42-0, Peasley 5-36-0, Marquez 1-6-0, Pelissier 1-1-0.
Passing (Comp-Att-I-Yds-TD): AF- Daniels 7-14-0-101-2. **Wyoming** - Peasley 18-23-1-162-1.
Receiving (Att-Yds-TD): AF- Patterson 3-32-0, Harris 2-45-1, Terry 1-15-0, Cormer 1-9-1. **Wyoming** - Cobbs 6-45-0, Pelissier 3-21-0, Wieland 2-33-0, Christensen 2-30-0, Swen 2-8-0, Welch 1-14-1, Marquez 1-6-0, Brown 1-5-0.
Tackle Leaders (UT-AT-TT): AF- Mack II 7-1-8, Goff 6-2-8, Goodwin 4-3-7, Sanford 4-3-7, Mock 4-2-6, Taylor 4-2-6, Blackmon 3-0-3, Bellamy 2-1-3, Herrera 1-2-3, Zdroik 1-2-3, Richter 0-2-2. **Wyoming** - Godbout 4-5-9, Siders 6-0-6, Gibbs 3-3-6, Bertagnole 1-5-6, Suaiaunoa 4-0-4, White 3-1-4, Glington 1-3-4, Sunn 1-3-4, Harris 2-1-3, Omotosho 2-1-3, Ekeler 2-0-2, DeMarzo 1-1-2, Pregnon 1-0-1, Robinson 1-0-1, Meyer 1-0-1, Hawkins 0-1-1.

2022 GAME RECAPS

4 Air Force 48, Nevada 20 Sept. 23, Falcon Stadium

Team	1	2	3	4	OT	Final
Nevada	0	7	0	13	--	20
Air Force	10	14	17	7	--	48

Scoring

AF-Dapore 41 FG, 1/4:36
 AF-Cormier 80 pass-Brittain (Dapore kick), 1/2:11
 N-Cox 10 run (Killam kick), 2/12:16
 AF-Roberts 27 run (Dapore kick), 2/9:17
 AF-Roberts 1 run (Dapore kick), 2/4:47
 AF-Roberts 9 run (Dapore kick), 3/11:54
 AF-Dapore 51 FG, 3/5:44
 AF-Michel 26 run (Rodriguez kick), 3/2:52
 N-Taua 40 run (Killam kick), 4/13:17
 AF-Calvert 6 run (Rodriguez kick), 4/3:35
 N-Taua 6 run (Millam kick NG), 4/2:52

Team Statistics

	Nev	AF
First Downs	11	30
(R-P-Pen)	(6-4-1)	(28-1-1)
NET Rushing Att-Yds	112	461
NET PASSING YARDS	130	80
Passing (C-A-I)	12-20-0	1-3-0
TOTAL OFFENSE	38-242	78-541
Avg. Per Play	6.4	6.9
Fumbles	0-0	0-0
Penalties	4-30	5-50
Punts (#-Avg)	6-40.5	0-0
Punt Returns	0-0	0-0
Kickoff Returns	4-60	0-0
Interceptions	0-0	0-0
Fumble Returns	0-0	0-0
Possession Time	16:19	43:41
Third Downs	4-9	10-15
Fourth Downs	0-0	3-3
Sacks By:	1-5	0-0
Attendance:	20,506	

Individual Statistics

Rushing (Att-Yds-TD): AF- Roberts 20-123-3, Eldridge III 8-102-0, Fattah 6-44-0, Harris 11-44-0, Michel 7-39-1, Daniels 8-37-0, Brittain 3-25-0, Jones 2-14-0, Terry 1-14-0, Burk 3-9-0, Calver 1-6-1, Turner 1-3-0, Harris 1-2-0, Jefferson 2-0-0, TEAM 1-(-1)-0-(-1). **Nevada** - Taua 7-73-2, Lee 5-20-0, Cox 6-19-1.

Passing (Comp-Att-I-Yds-TD): AF- Daniels 0-2-0-0, Brittain 1-1-0-80-1. **Nevada** - Cox 12-20-0-130-0

Receiving (Att-Yds-TD): AF- Cormier 1-80-1. **Nevada** - MBell 3-65-0, Tava 3-17-0, Campbell 3-9-0, Casteel 1-15-0, Curtis 1-15-0, Paggett 1-9-0.

Tackle Leaders (UT-AT-TT): AF- Mock 5-3-8, Taylor 2-1-3, Ramsey 1-2-3, Blackmon 0-3-3, Mack II 2-0-2, Williams 2-0-2, Goodwin 1-1-2, Smith 1-1-2, Collins 1-1-2, Goff 0-2-2, Herrera 0-2-2, Castonguay 1-0-1, Bellamy 1-0-1, Richter 1-0-1, Mergerson 1-0-1, Collins 1-0-1, Zdroik 0-1-1, Boyd 0-1-1, Martin 0-1-1. **Nevada (Leaders)** - Watts 7-4-11, Sanders 6-2-8, Mateialona 5-1-6, Williams 4-2-6, Wilmer 4-2-6, Robbins 3-2-5, Essissima 3-1-4, Dedman 3-0-3, Witte 2-1-3, Hansen 2-1-3, Washington 2-1-3, Love 2-1-3, Smalley 1-2-3.

5 Air Force 13, Navy 10 Oct. 1, Falcon Stadium

Team	1	2	3	4	OT	Final
Navy	0	3	0	7	--	10
Air Force	10	0	0	3	--	13

Scoring

AF-Cormier 67 pass-Daniels (Dapore kick), 1/13:36
 AF-Dapore 23 FG, 1/4:17
 N-Davies 37 FG, 2/1:00
 N-Lavatai 5 run (Davies kick), 4/10:50
 AF-Dapore 23 FG, 4/4:14

Team Statistics

	Navy	AF
First Downs	13	16
(R-P-Pen)	(7-5-1)	(10-5-1)
NET Rushing Att-Yds	36-114	47-200
NET PASSING YARDS	129	156
Passing (C-A-I)	11-20-0	6-8-0
TOTAL OFFENSE	56-243	55-356
Avg. Per Play	4.3	6.5
Fumbles	0-0	3-2
Penalties	5-38	5-45
Punts (#-Avg)	6-48.2	4-41.0
Punt Returns	1-3	0-0
Kickoff Returns	0-0	0-0
Interceptions	0-0	0-0
Fumble Returns	0-0	0-0
Possession Time	27:41	32:19
Third Downs	4-13	3-11
Fourth Downs	0-1	0-0
Sacks By:	2-3	1-5
Attendance:	36,947	

Individual Statistics

Rushing (Att-Yds-TD): AF- Roberts 23-108-0, Daniels 14-65-0, Eldridge III 7-29-0. **Navy** - Lavatai 12-34-1, Haywood 8-32-0, Terrell II 5-29-0, Fofana 7-10-0, Arline 3-10-0, Hall 1-(-1)-0.

Passing (Comp-Att-I-Yds-TD): AF- Daniels 6-8-0-156-1. **Navy** - Lavatai 11-20-0-129-0

Receiving (Att-Yds-TD): AF- Cormier 3-120-1, Jefferson 1-17-0, Engel 1-15-0, Eldridge III 1-4-0. **Navy** - Umbarger 4-71-0, Haywood 3-8-0, Walker 2-49-0, Puailoa 1-2-0, Terrell II 1-(-1)-0.

Tackle Leaders (UT-AT-TT): AF- Mock 2-11-13, Sanford 2-8-10, Mack II 6-1-7, Blackmon 4-3-7, Richter 0-7-7, Taylor 6-0-6, Thiergood 3-1-4, Castonguay 2-1-3, Herrera 1-2-3, Goff 2-0-2, Pescaia 0-1-1, Goodwin 0-1-1. **Navy** - Lane 7-2-9, Busic 5-1-6, Marshall 3-3-6, Ramos 1-5-6, Gibbons 5-0-5, Straw 4-1-5, Fletcher 2-3-5, Woodson-Brooks 2-2-4, Harbour 2-2-4, Larry 2-0-2, Reed 1-1-2, Bernard 1-1-2, Williams 1-0-1, Cormwell 0-1-1.

6 Utah State 34, Air Force 27 Oct. 8, Logan, UT

Team	1	2	3	4	OT	Final
Utah State	10	3	7	14	--	34
Air Force	7	7	3	10	--	27

Scoring

USU-Cobbs 31 pass-Legas (Coles kick), 1/9:29
 AF-Roberts 1 run (Dapore kick), 1/4:54
 USU-Cobbs 30 FG, 1/1:18
 AF-Daniels 1 run (Dapore kick), 2/7:02
 USU-Coles 30 FG, 2/2:41
 AF-Dapore 40 FG, 3/7:59
 USU-Tyler 21 run (Coles kick), 3/1:45
 AF-Terry 40 pass-Daniels (Dapore kick), 4/13:33
 USU-Vaughn 34 pass-Legas (Coles kick), 4/10:15
 USU-Legas 32 run (Coles kick), 4/7:00
 AF-Dapore 51 FG, 4/1:42

Team Statistics

	USU	AF
First Downs	21	20
(R-P-Pen)	(13-7-1)	(14-2-2)
NET Rushing Att-Yds	199	264
NET PASSING YARDS	215	95
Passing (C-A-I)	18-23-1	5-12-1
TOTAL OFFENSE	414	359
Avg. Per Play	6.8	5.4
Fumbles	0-0	1-1
Penalties	8-65	7-58
Punts (#-Avg)	2-42.5	2-44.5
Punt Returns	2-15	0-0
Kickoff Returns	4-51	1-23
Interceptions	1-8	1-14
Fumble Returns	1-0	0-0
Possession Time	25:44	34:16
Third Downs	5-12	7-13
Fourth Downs	2-2	2-2
Sacks By:	0-0	1-8
Attendance:	19,105	

Individual Statistics

Rushing (Att-Yds-TD): AF- Roberts 29-136-1, Eldridge III 9-52-0, Daniels 10-34-1, Johnson 1-22-0, Michel 3-12-0, Fattah 1-(-1)-0. **Utah State** - Tyler 19-109-1, Legas 13-76-1, Vaughn 1-15-0, Briggs 2-2-0, TEAM 3-(-3)-0.

Passing (Comp-Att-I-Yds-TD): AF- Daniels 5-12-1-95-1. **Utah State** - Legas 18-23-1-215-2.

Receiving (Att-Yds-TD): AF- Engel 2-25-0, Terry 1-40-1, Cormier 1-15-0, Rillos 1-15-0. **Utah State** - Cobbs 8-136-1, Vaughn 4-52-1, Davis 3-20-0, Tyler 2-1-0, McGriff 1-6-0.

Tackle Leaders (UT-AT-TT): AF- Blackmon 5-7-12, Bellamy 6-4-10, Taylor 3-6-9, Sanford 2-7-9, Goff 3-3-6, Mock 1-4-5, Richter 2-2-4, Youngblood 0-4-4, Thiergood 1-2-3, Goodwin 0-3-3, Herrera 0-3-3, Ramsey 0-2-2, Castonguay 0-2-2, Zdroik 0-1-1. **Utah State** - Tafisi 4-9-13, Vongphachanh 1-12-13, Grayson 5-2-7, Carter 4-3-7, Vaughns 4-3-7, Reynolds 3-3-6, Coleman 3-1-4, Tatum 2-2-4, Joyner 1-2-3, Motu'apuaka 1-2-3, Gzesik 0-3-3, Hall 1-1-2, Okeke 1-0-1, Maile 1-0-1, Tia 0-1-1, Ward 0-1-1, Migao 0-1-1, Vakauta 0-1-1, Alofipo 0-1-1.

2022 GAME RECAPS

7

Air Force 42, UNLV 7

Oct. 15, Las Vegas, NV

Team	1	2	3	4	OT	Final
UNLV	0	7	0	0	--	7
Air Force	14	14	14	0	--	42

Scoring

AF-Eldridge 60 run (Dapore kick), 1/7:57
 AF-Roberts 5 run (Dapore kick), 1/5:52
 AF-Roberts 5 run (Dapore kick), 2/13:42
 AF-Roberts 3 run (Dapore kick), 2/11:44
 LV-White 31 pass-Friel (Gutierrez kick), 2/1:00
 AF-Roberts 3 run (Dapore kick), 3/8:16
 AF-Michel 1 run (Dapore kick), 3/1:41

Team Statistics	UNLV	AF
First Downs	9	26
(R-P-Pen)	(3-6-0)	(25-1-0)
NET Rushing Att-Yds	20-61	76-406
NET PASSING YARDS	118	14
Passing (C-A-I)	10-15-1	1-3-0
TOTAL OFFENSE	35-179	79-420
Avg. Per Play	5.1	5.3
Fumbles	3-3	1-0
Penalties	0-0	1-10
Punts (#-Avg)	3-45.0	1-31.0
Punt Returns	0-0	0-0
Kickoff Returns	4-78	0-0
Interceptions	0-0	1-8
Fumble Returns	0-0	1-4
Possession Time	16:50	43:10
Third Downs	2-6	4-9
Fourth Downs	0-1	3-4
Sacks By:	1-1	2-14
Attendance: 23,847		

Individual Statistics

Rushing (Att-Yds-TD): AF- Roberts 29-144-4, Eldridge III 8-116-1, Michel 11-52-1, Burk 11-36-0, Calvert 2-24-0, Fattah 3-13-0, Daniels 4-10-0, Hughes 2-5-0, Larrier 3-4-0, Jones 1-4-0. **UNLV** - Reese 5-37-0, Robbins 8-30-0, Humphrey 4-5-0, Friel 3-(-11)-3.
Passing (Comp-Att-I-Yds-TD): AF- Daniels 1-2-0-14-0, Jones 0-1-0-0-0. **UNLV** - Friel 8-10-1-108-1, Bailey 2-5-0-10-0.
Receiving (Att-Yds-TD): AF- Terry 1-14-0. **UNLV** - White 4-58-1, Zeon III 2-19-0, Humphrey 2-11-0, Robbins 1-22-0, McKie 1-8-0.
Tackle Leaders (UT-AT-TT): AF- Youngblood 2-4-6, Taylor 3-2-5, Mergerson 1-3-4, Goff 0-4-4, Goodwin 2-1-3, Blackmon 2-1-3, Zdroik 2-0-2, Bellamy 1-1-2, Boyd 1-1-2, Sanford 0-2-2, Mack II 0-2-2, Williams 0-2-2, Aihie 0-2-2, Tomasi 0-2-2, Ramsey 1-0-1, Richter 1-0-1, Herrera 0-1-1, Dahlen 0-1-1, Gaillard 0-1-1, Castonguay 0-1-1, Thiergood 0-1-1. **UNLV** - Ajjake 4-16-20, Johnson 3-13-16, Holloway 3-6-9, Keeler 1-6-7, Dixon 1-6-7, Williams 1-4-5, Beaudry 0-5-5, Thompkins 0-5-5, Oliver 3-1-4, Jensen 2-2-4, McDuffie 1-3-4, Morgan 1-3-4, Baldwin 0-4-4, Williams 0-4-4, Ehimare 1-2-3, Malakius 0-3-3, Shelton 0-3-3, Williams 0-3-3, Key 1-1-2, Wright 1-0-1, Sayles 0-1-1, Walden, Jr. 0-1-1.

8

Boise State 19, Air Force 14

Oct. 22, Falcon Stadium

Team	1	2	3	4	OT	Final
Boise State	10	9	0	0	--	19
Air Force	0	7	0	7	--	14

Scoring

BSU-Jeanty 1 run (Dalmas kick), 1/5:14
 BSU-Dalmas 42 FG, 1/2:38
 BSU-Dalsmas 29 FG, 2/13:26
 BSU-Dalmas 51 FG, 2/9:40
 AF-Daniels 15 run (Dapore kick), 2/6:18
 BSU-Dalmas 39 FG, 2/1:49
 AF-Roberts 3 run (Dapore kick), 4/9:15

Team Statistics	BSU	AF
First Downs	16	14
(R-P-Pen)	(7-9-0)	(9-4-1)
NET Rushing Att-Yds	40-115	50-175
NET PASSING YARDS	207	96
Passing (C-A-I)	16-24-1	4-9-0
TOTAL OFFENSE	64-322	59-271
Avg. Per Play	5.0	4.6
Fumbles	0-0	3-1
Penalties	9-70	4-22
Punts (#-Avg)	3-40.7	5-44.0
Punt Returns	1-1	0-0
Kickoff Returns	1-10	1-20
Interceptions	0-0	1-11
Fumble Returns	0-0	0-0
Possession Time	33:05	26:55
Third Downs	5-13	6-14
Fourth Downs	1-1	0-1
Sacks By:	2-4	1-14
Attendance: 25,254		

Individual Statistics

Rushing (Att-Yds-TD): AF- Roberts 25-90-1, Daniels 14-70-1, Jones 4-18-0, Michel 1-4-, Fattah 1-1-0, Eldridge III 4-(-2)-0, Larrier 1-(-6)-0. **BSU** - Jeanty 15-53-1, Noa 17-45-0, Green 5-16-0, Dudley 1-3-0.
Passing (Comp-Att-I-Yds-TD): AF- Daniels 4-8-0-96-0. **BSU** - Green 16-24-1-207-0.
Receiving (Att-Yds-TD): AF- Terry 2-35-0, Larrier 1-37-0, Cormier 1-24-0. **BSU** - Caples 4-40-0, Smith 3-21-0, Hopper 3-16-0, McAlister 1-44-0, Jeanty 1-42-0, Cobbs 1-21-0, Noa 1-9-0, Bowens 1-8-0, Crowe 1-6-0.
Tackle Leaders (UT-AT-TT): AF- Goodwin 4-5-9, Taylor 6-2-8, Blackmon 4-4-8, Youngblood 2-6-8, Mack 4-1-5, Castonguay 3-2-5, Herrera 2-2-4, Thiergood 2-2-4, Zdroik 2-1-3, Sanford 1-2-3, Pascaia 0-2-2, Richter 0-2-2, Goff 1-0-1, Ramsey 1-0-1, Polk 0-1-1, Bentley 0-1-1, Williams 0-1-1. **BSU** - Noa 4-3-7, Matlock 3-4-7, Tarlas 2-5-7, Schramm 1-6-7, Cravens 4-1-5, Washington 4-0-4, Robinson 3-1-4, Jones 2-2-4, Kaniho 3-0-3, Skinner 2-1-3, Gums 1-2-3, Biggers 2-0-2, Hawkins 1-0-1, Olidipo 1-0-1, Bagnah 1-0-1, Noa 1-0-1, LaBeauf 1-0-1, Calhahan 0-1-1.

9

Air Force 13, Army 7

Nov. 5, Arlington, TX

Team	1	2	3	4	OT	Final
Army	0	7	0	0	--	7
Air Force	3	0	7	3	--	13

Scoring

AF-Dapore 35 FG, 1/1:19
 Army-J. Jones 3 run (Maretzki kick), 2/6:24
 AF-Daniels 17 run (Dapore kick), 3/9:32
 AF-Dapore 26 FG, 4/12:06

Team Statistics	Army	AF
First Downs	8	18
(R-P-Pen)	(5-3-0)	(13-5-0)
NET Rushing Att-Yds	35-78	53-226
NET PASSING YARDS	67	98
Passing (C-A-I)	4-14-1	6-13-1
TOTAL OFFENSE	49-145	66-324
Avg. Per Play	3.0	4.9
Fumbles	0-0	0-0
Penalties	4-20	5-40
Punts (#-Avg)	7-42.9	4-34.8
Punt Returns	1-9	1-4
Kickoff Returns	1-17	0-0
Interceptions	1-14	1-1
Fumble Returns	0-0	0-0
Possession Time	25:11	34:49
Third Downs	4-14	6-14
Fourth Downs	1-3	0-0
Sacks By:	1-1	2-16
Attendance: 33,912		

Individual Statistics

Rushing (Att-Yds-TD): AF- Roberts 33-135-0, Daniels 14-89-1, Fattah 1-3-0, Larrier 2-2-0, Eldridge III 1-0-0, TEAM 1-(-1)-0, Hughes 1-(-2)-0. **Army** - Jones 21-37-1, Riley 6-20-0, Tyler 3-14-0, Buchanan 4-9-0, Marshall 1-(-2)-0.
Passing (Comp-Att-I-Yds-TD): AF- Daniels 6-13-1-98-0. **Army** - Jones 4-14-1-67-0.
Receiving (Att-Yds-TD): AF- Cormier 4-89-0, Terry 1-15-0, Larrier 1-(-6)-0. **Army** - Alston 2-34-0, Marshall 1-31-0, Riley 1-2-0.
Tackle Leaders (UT-AT-TT): AF- Mack 4-2-6, Blackmon 2-4-6, Tayloer 3-2-5, Zdroik 3-2-5, Herrera 2-3-5, Mock 2-3-5, Sanford 4-0-4, Castonguay 3-1-4, Thiergood 2-0-2, Richter 1-1-2, Youngblood 1-1-2, Ramsey 1-0-1, Smith 1-0-1, Goff 0-1-1. **Army** - Broughton 9-1-10, Hammonds 7-3-10, Lowin 7-1-8, Hill 6-1-7, Bonus 4-1-5, Carter II 4-1-5, DiDomenico 3-1-4, Moore 3-0-3, Crummie 3-0-3, Ciarlo 2-1-3, Nicolas-Paul 1-2-3, Richardson 2-0-2.

2022 GAME RECAPS

10 Air Force 35, New Mexico 3 Nov. 12, Falcon Stadium

Team	1	2	3	4	OT	Final
New Mexico	0	0	3	0	--	3
Air Force	14	0	14	7	--	35

Scoring

AF-Daniels 65 run (Dapore kick), 1/11:36
 AF-Eldridge II 10 run (Dapore kick), 1/1:47
 AF-Cormier 33 pass-Daniels (Dapore kick), 3/10:30
 NM-Drzewiecki 39 FG, 3/5:12
 AF-Daniels 37 run (Dapore kick), 3/3:0
 AF-Jones 9 run (Rodriguez kick), 4/2:26

Team Statistics	UNM	AF
First Downs	8	23
(R-P-Pen)	(4-4-0)	(22-1-0)
NET Rushing Att-Yds	25-44	70-428
NET PASSING YARDS	128	42
Passing (C-A-I)	10-21-0	2-2-0
TOTAL OFFENSE	46-174	72-420
Avg. Per Play	3.7	6.5
Fumbles	1-0	3-1
Penalties	4-27	6-40
Punts (#-Avg)	6-45.0	2-36.5
Punt Returns	0-0	1-7
Kickoff Returns	1-16	1-0
Interceptions	0-0	0-0
Fumble Returns	0-0	0-0
Possession Time	22:11	37:49
Third Downs	4-13	7-15
Fourth Downs	0-2	4-4
Sacks By:	1-5	5-21
Attendance:	20,827	

Individual Statistics

Rushing (Att-Yds-TD): AF- Roberts 29-163-0, Daniels 9-113-2, Michel 10-60-0, Jones 3-28-1, Eldridge III 5-24-1, Fattah 3-17-0, Harris 4-11-0, Angilau 2-7-0, Jefferson 2-4-0, Terry 1-4-0, TEAM 2-(-3)-0. **New Mexico** - Washington 7-24-0, Jones 4-12-0, Holaday 12-4-0, Vigil 1-3-0, White 1-1-0.

Passing (Comp-Att-I-Yds-TD): AF- Daniels 2-2-0-42-1. **New Mexico** - Holaday 10-21-0-128-0.

Receiving (Att-Yds-TD): AF- Cormier 1-33-1, Roberts 1-9-0. **New Mexico** - Jones 3-49-0, Porter 3-40-0, Syson 1-16-0, Queen 1-9-0, Erickson 1-9-0.

Tackle Leaders (UT-AT-TT): AF- Goodwin 3-3-6, Castonguay 5-0-5, Mock 2-1-3, Thiergood 2-1-3, Sanford 2-1-3, Taylor 1-2-3, Mack II 1-1-2, Ramsey 1-1-2, Goff 1-1-2, Herrera 1-1-2, Zdroik 1-1-2, Blackmon 0-2-2, Youngblood 1-0-1, Mergerson 1-0-1, Boyd 1-0-1, Sanders 0-1-1, Collins 0-1-1, Westerling 0-1-1. **New Mexico** - Moon 5-9-14, Hannah 4-8-12, Hunter 3-9-12, Haulcy 4-5-9, Lewis 4-4-8, Reed 4-3-7, Odums 4-2-6, Saltonstall 4-1-5, Phillips 3-2-5, Darame 1-2-3, Leutele 1-1-2, Morris 1-1-2, Santana 0-2-2, Drake 0-2-2, Wilson 0-2-2, Johnson 1-0-1, Martin 0-1-1.

11 Air Force 24, Colorado St. 12 Nov. 19, Falcon Stadium

Team	1	2	3	4	OT	Final
Colorado St.	0	0	6	6	--	12
Air Force	7	10	7	0	--	24

Scoring

AF-Hughes 11 run (Dapore kick), 1/2:35
 AF-Roberts 34 run (Dapore kick), 2/2:36
 AF-Dapore 44 FG, 2/0:0
 AF-Eldridge III 4 run (Dapore kick), 3/4:03
 CSU-Horton 28 pass-Millen (Pass NG), 3/3:37
 CSU-Williams 21 pass-Millen (Pass NG), 4/5:17

Team Statistics	CSU	AF
First Downs	15	22
(R-P-Pen)	(5-9-1)	(22-0-0)
NET Rushing Att-Yds	22-65	71-359
NET PASSING YARDS	179	0
Passing (C-A-I)	19-24-0	0-2-0
TOTAL OFFENSE	46-244	73-359
Avg. Per Play	5.3	4.9
Fumbles	0-0	2-1
Penalties	3-15	4-25
Punts (#-Avg)	4-48.2	2-28.0
Punt Returns	0-0	1-0
Kickoff Returns	3-32	1-11
Interceptions	0-0	0-0
Fumble Returns	0-0	0-0
Possession Time	22:31	37:29
Third Downs	2-9	7-16
Fourth Downs	1-3	4-5
Sacks By:	2-4	7-46
Attendance:	20,121	

Individual Statistics

Rushing (Att-Yds-TD): AF- Roberts 37-184-1, Hughes 6-72-1, Eldridge III 6-50-1, Michel 8-30-0, Daniels 9-24-0, Jefferson 1-7-0, TEAM 4-(-8)-0. **Colorado State** - Morrow 8-42-0, Millen 12-10-0, Thomas 1-9-0, Brown 1-4-0.

Passing (Comp-Att-I-Yds-TD): AF- Daniels 0-2-0-0-0. **Colorado State** - Millen 19-24-0-179-2.

Receiving (Att-Yds-TD): AF- None. **Colorado State** - Thomas 6-49-0, Simmons 3-46-0, Horton 3-35-1, Morrow 3-4-0, Williams 2-26-1, Brown 1-16-0, Arkin 1-3-0.

Tackle Leaders (UT-AT-TT): AF- Blackmon 4-4-8, Sanford 7-0-7, Mock 2-5-7, Taylor 2-2-4, Goodwin 2-2-4, Castonguay 1-3-4, Goff 2-1-3, Zdroik 2-1-3, Herrera 2-0-2, Bellamy 1-1-2, Mack II 0-2-2, Richter 1-0-1, Gaillard 1-0-1, Thiergood 1-0-1, Bentley 0-1-1, Westerling 0-1-1, Brockman 0-1-1. **Colorado State** - Jackson 7-4-11, Onyechi 9-1-10, Blackburn 5-2-7, Bariteau 4-1-5, Howell 4-1-5, Kelly 4-1-5, Kamara 4-1-5, Laday 2-3-5, Wilson 3-1-4, Tuioti 3-1-4, Golden 2-2-4, Kulick 2-1-3, Mitchell 2-1-3, Hecktor 2-0-2, Carter 0-1-1, Anusiem 0-1-1.

12 Air Force 13, SDSU 3 Nov. 26, San Diego, CA

Team	1	2	3	4	OT	Final
SDSU	0	0	3	0	--	3
Air Force	7	0	3	3	--	13

Scoring

AF-Roberts 2 run (Dapore kick), 1/12:27
 AF-Dapore 30 FG, 2/12:04
 SDSU- Browning 26 FG, 3/9:12
 AF-Dapore 32 FG, 4/9:03

Team Statistics	SDSU	AF
First Downs	8	14
(R-P-Pen)	(0-8-0)	(11-0-3)
NET Rushing Att-Yds	15-(-1)	66-271
NET PASSING YARDS	188	14
Passing (C-A-I)	16-31-2	1-3-0
TOTAL OFFENSE	46-187	69-285
Avg. Per Play	4.1	4.1
Fumbles	2-1	0-0
Penalties	8-49	4-30
Punts (#-Avg)	6-46.0	5-36.2
Punt Returns	2-(-11)	1-0
Kickoff Returns	4-83	0-0
Interceptions	0-0	2-16
Fumble Returns	0-0	0-0
Possession Time	20:47	39:13
Third Downs	0-10	4-17
Fourth Downs	1-1	1-2
Sacks By:	1-1	2-20
Attendance:	25,223	

Individual Statistics

Rushing (Att-Yds-TD): AF- Roberts 35-187-1, Eldridge III 12-53-0, Daniels 11-30-0, Jefferson 1-5-0, Hughes 3-3-0, TEAM 3-(-3)-0, Michel 1-(-4)-0. **SDSU** - Byrd 6-13-0, Blake 1-4-0, Mayden 6-(-4)-0, Christon 2-(-14)-0.

Passing (Comp-Att-I-Yds-TD): AF- Daniels 1-2-0-14-0, TEAM 0-1-0-0-0. **SDSU** - Mayden 16-31-2-188-0.

Receiving (Att-Yds-TD): AF- Cormier 1-14-0. **SDSU** - Matthews 4-29-0, Penny 3-63-0, Shavers 3-41-0, Redman 2-34-0, Byrd 2-2-0, Bell 1-13-0, Shaw 1-6-0.

Tackle Leaders (UT-AT-TT): AF- Goodwin 3-4-7, Blackmon 0-6-6, Taylor 1-4-5, Mock 1-4-5, Bellamy 3-1-4, Goff 0-3-3, Zdroik 1-1-2, Ramsey 1-1-2, Castonguay 1-1-2, Richter 0-2-2, Fattah 1-0-1, Gaillard 1-0-1, Williams 1-0-1, Thiergood 1-0-1, Mergerson 1-0-1, Martin 0-1-1. **SDSU** - Shawcroft 9-3-12, Tavai 6-6-12, Banks 3-4-7, Barfield 4-2-6, Kaho 4-1-5, Fountain 3-2-5, Lakalaka 2-3-5, Tavai 1-4-5, White 0-5-5, Fiaseu 3-1-4, McMorris 1-3-4, Branch 2-1-3, Avinger 2-1-3, Malone 2-0-2, McDonald 0-2-2, Tumlin 1-0-1, Shavers 1-0-1, Celestine 1-0-1, Uluave 1-0-1.

13

Air Force 30, Baylor 15 Armed Forces Bowl

Dec. 22, Fort Worth, TX

Team	1	2	3	4	OT	Final
Baylor	0	7	0	8	--	15
Air Force	9	0	14	7	--	30

Scoring

AF-Roberts 2 run (Dapore kick blk), 1/5:20
 AF-Dapore 37 FG, 1/1:13
 B-Presley 8 pass-Shapen (Mayers kick), 2/:05
 AF-Daniels 2 run (Dapore kick), 3/12:28
 AF-Rillos 15 pass-Daniels (Dapore kick), 3/2:29
 AF-Roberts 1 run (Dapore kick), 4/12:40
 B-Holmes 14 pass-Shapen (Shapen rush), 4/3:34

Team Statistics

	Baylor	AF
First Downs	11	20
(R-P-Pen)	(3-7-1)	16-4-0
NET Rushing Att-Yds	26-42	67-276
NET PASSING YARDS	188	103
Passing (C-A-I)	11-23-0	4-7-0
TOTAL OFFENSE	49-230	74-379
Avg. Per Play	4.7	5.1
Fumbles	0-0	0-0
Penalties	5-27	2-20
Punts (#-Avg)	4-36.2	2-20.5
Punt Returns	0-0	0-0
Kickoff Returns	6-99	1-0
Interceptions	0-0	0-0
Fumble Returns	0-0	0-0
Possession Time	19:57	40:03
Third Downs	0-11	8-16
Fourth Downs	3-6	2-5
Sacks By:	0-0	2-13
Attendance:	43,875	

Individual Statistics

Rushing (Att-Yds-TD): AF- Roberts 37-116-2, Daniels 15-81-1, Eldridge III 10-65-0, Hughes 4-15-0. **Baylor** - Williams 7-25-0, Jones 5-14-0, Reese 8-10-09, Cameron 1-1-0, Shapen 5-(-8)-0.

Passing (Comp-Att-I-Yds-TD): AF- Daniels 4-7-0-103-1. **Baylor** - Shapen 11-23-0-188-2.

Receiving (Att-Yds-TD): AF- Cormier 2-20-0, Terry 1-68-0, Rillos 1-15-1. **Baylor** - Holmes 4-47-1, Cameron 3-56-0, Johnson 2-20-0, Ellis 1-57-0, Presley 1-8-1.

Tackle Leaders (UT-AT-TT): AF- Goodwin 6-3-9, Youngblood 4-1-5, Mock 2-3-5, Zdroik 3-1-4, Sanford 2-1-3, Goff 2-1-3, Bellamy 2-1-3, Taylor 2-1-3, Castonguay 1-2-3, Thiergood 2-0-2, Smith 1-0-1, Martin 1-0-1, Blackmon 1-0-1, Beers 1-0-1, Breier 1-0-1. **Baylor** - Jones 9-1-10, Doyle 8-2-10, Morgan 6-1-7, Williams III 5-0-5, McCarty 4-0-4, Franklin 4-0-4, Randolph 3-1-4, Player 3-0-3, Maxwell 3-0-3, Hall 3-0-3, Utley 3-0-3, Lemear 2-1-3, Reed 2-0-2, Walcott 2-0-2, Jackson 0-2-2, Marshall 1-0-1, Bobby 1-0-1.

Air Force Armed Forces Bowl Post-Game Notes

Team Notes

- Air Force finished the season with a 10-3 overall record. The 10-win season is the 10th in program history, including the third straight full season (2019, 2021, 2022). The 10-win season is the fifth under head coach Troy Calhoun.
- Air Force closed the season with a season-best five-game winning streak. The streak is the longest by the Falcons since an eight-game streak to close the 2019 season.
- Air Force has won four straight bowl games and five of the last six overall. The Falcons improved to 15-13-1 all-time in bowl games.
- Air Force improved its win streak vs. Power 5 teams to five dating back to 2019. The Falcons have beaten Colorado twice, Washington State, Louisville and Baylor.
- Air Force improved to 31-8 the last three full seasons, excluding the COVID-shortened 2020 season.
- Air Force closes the season with a 5-0 record vs. non-conference opponents. The Falcons improved to 9-1 the last two seasons vs. non-conference opponents and have won six straight dating back to last season.
- Air Force improved to 2-4 in the Armed Forces Bowl and 2-9 all-time at Amon G. Carter Stadium.
- Air Force improved to 1-3 all-time vs. Baylor, including a 1-0 mark in neutral site games. The Falcons improved to 7-16-1 all-time against teams from the Big 12 Conference (at the time of the game).
- Air Force Head Coach Troy Calhoun improved to 7-5 in bowl games. The coach is 121-78 overall in 16 seasons, including a 7-9 mark vs. Power 5 teams. Calhoun has led the Academy to five of its 10 seasons with 10-plus wins. Calhoun improved to 48-27 overall vs. non-conference opponents, including a 9-6 mark in neutral site games.
- Air Force forced a punt on Baylor's opening drive of the second half. The Falcons have not allowed a score this season on the opening drive of the second half. Air Force has forced eight punts, four turnovers and a turnover on downs.
- Baylor's second-quarter touchdown marked the first time in four games the Falcons have allowed a score in the first half. The Falcons shutout New Mexico, Colorado State and San Diego State the previous three games.
- Air Force forced a punt on Baylor's opening drive of the game. The Falcons have forced a punt on the opening drive in six straight games and seven overall. The team has also forced two turnovers and a turnover on downs while allowing a field goal and two touchdowns on the opponent's opening drive this season.
- Air Force scored a touchdown on its opening drive of the game for the fourth straight game and eighth time this season. The Falcons have also missed a field goal, kicked a field goal and punted three times on their opening drive.
- Air Force held Baylor to 42 yards rushing. It was the fifth straight sub-100 yard rushing game allowed by the Falcons and the sixth overall.
- Air Force uses game captains. The captains for the Armed Forces Bowl game were seniors Haaziq Daniels (QB), Brad Roberts (FB), Vince Sanford (OLB) and TD Blackmon (ILB).

Individual Notes

- Senior FB Brad Roberts rushed for 116 yards and two touchdowns on a career-high-tying 37 carries. Roberts finished the season with 17 touchdowns, which ranks seventh most in a season and is the most by a fullback. The touchdowns gave him 35 for his career which ranks tied for third in program history. He moved past Tim Jefferson, who had 33 from 2008-11. Roberts finishes the season with school records of 1,728 yards rushing on 345 carries. He finished with 3,541 career rushing yards, which ranks third at Air Force. His 707 carries is a school record.
- Senior QB Haaziq Daniels threw for 103 yards and a touchdown. He also ran 15 times for 81 yards and a touchdown. His 68-yard completion to Terry was the third-longest in a bowl game for Air Force. Daniels became the ninth player in program history to record 4,000-plus total yards and first since 2011. Daniels has (4,180) total yards in his career. He picked up his 22nd career win which ties for second in program history with Dee Dowis (1986-98). Daniels finished with 1,723 career rushing yards, which ranks 20th all-time. Daniels earned game MVP for the second-straight bowl game.
- Sophomore NG Payton Zdroik recorded four tackles and a sack. Zdroik has recorded a tackle for loss in seven straight games.
- Junior TE Caleb Rillos finished with one catch and scored the first touchdown of his career on a 15-yard catch in the third quarter. Rillos recorded the first catch of his career in the First Responder Bowl last season.
- Junior SS Jayden Goodwin tied a career-high with nine tackles. His six solo stops is a career-high, surpassing his previous high of five against Colorado.
- Senior LB Vince Sanford recorded a sack to give him 6.5 for the season. He caps his career with 16 sacks, which ranks tied for fourth all-time at Air Force.

MOUNTAIN WEST



2023 AIR FORCE FOOTBALL
MEDIA GUIDE



History of the Mountain West

The Mountain West was conceived on May 26, 1998, when the presidents of eight institutions — Air Force, BYU, Colorado State, New Mexico, San Diego State, UNLV, Utah and Wyoming — decided to form a new NCAA Division I-A intercollegiate athletic conference. The split from a former 16-team conference re-established continuity and stability among the membership within the new league and signaled the continuation of its tradition-rich, long-standing athletic rivalries. Three of the MW’s eight original members have been conference rivals since the 1960s (New Mexico, Wyoming and Colorado State), while San Diego State (1978) and Air Force (1980) were longtime members as well. UNLV and TCU entered the fold in 1996 and the Rebels continued as one of the original eight institutions that formed the MW in 1999. TCU re-joined the group with its first year of competition in the Mountain West in 2005-06. With conference realignment sweeping the nation in recent years, the MW has been proactive in addressing membership changes. Boise State University joined the Mountain West in 2011-12, followed by Fresno State and the University of Nevada on July 1, 2012. Also on July 1, 2012, the University of Hawai’i became a football-only member of the Conference. On July 1, 2013, the Mountain West further expanded when San José State University and Utah State University joined the Conference, bringing to 11 the number of full-time member institutions and 12 football-playing members. On July 1, 2014, the Colorado College women’s soccer program became the first non-football affiliate member of the Mountain West, expanding that sport to 12 Conference participants.

When the Mountain West officially began operations on July 1, 1999, the new league had in place a seven-year contract with ESPN, giving the broadcast entity exclusive national television rights to MW football and men’s basketball, and three-year agreements to send the league’s football champion to the Liberty Bowl and a second team to the Las Vegas Bowl. Commissioner Thompson also arranged a third bowl tie-in each of the first three seasons (1999 Motor City, 2000 Silicon Valley, 2001 New Orleans) before securing a four-year deal with the Emerald Bowl in San Francisco in 2002.

Entering the 2021 season, the MW has nine (9) postseason opportunities, including a spot in a New Year’s Six Bowl (highest ranked non-autonomous 5 champion), six (6) primary bowl positions with the Jimmy Kimmel Los Angeles Bowl, Arizona Bowl, Famous Idaho Potato Bowl, New Mexico Bowl, SoFi Hawai’i Bowl and an ESPN Events-operated bowl, likely to be held in the Dallas-Fort Worth Metroplex - and two (2) secondary positions.

An innovator in the postseason bowl structure, the MW engineered many “firsts,” as league teams have participated in seven inaugural bowl games (2000 Silicon Valley, 2001 New Orleans, 2002 San Francisco (Emerald), 2005 Poinsettia, 2006 New Mexico, 2015 Arizona, 2015 Cure), as well as placing the first non-automatic-qualifying FBS team into a BCS bowl game with Utah’s appearance in the 2005 Tostitos Fiesta Bowl and into the College Football Playoff (CFP) with Boise State’s selection to the 2014 Tostitos Fiesta Bowl.



2022 Football Standings

Mountain Division

School	MW	Overall	Streak
Boise State	8-0	10-4	W 1
Air Force	5-3	10-3	W 5
Wyoming	5-3	8-5	W 1
Utah State	5-3	6-7	L 2
Colorado State	3-5	3-9	W 1
New Mexico	0-8	2-10	L 9

West Division

School	MW	Overall	Streak
Fresno State	7-1	10-4	W 9
San Jose State	5-3	7-5	L 1
San Diego State	5-3	7-6	L 2
UNLV	3-5	5-7	W 1
Hawaii	2-6	3-10	L 1
Nevada	0-8	2-10	L 10

Air Force Mountain West Championships

YearSport

- 2003..... Men’s Cross Country
- 2004..... Men’s Basketball (Regular Season)
- 2012..... Men’s Indoor Track
Men’s Outdoor Track
- 2013..... Men’s Outdoor Track
- 2015..... Football (Mountain Division)
Men’s Cross Country
- 2016..... Men’s Indoor Track
Men’s Outdoor Track
- 2017..... Men’s Outdoor Track
- 2018..... Men’s Indoor Track
Men’s Outdoor Track
- 2020..... Men’s Cross Country
- 2021..... Football (Co-Mountain Division)
Men’s Cross Country
- 2022..... Men’s Indoor Track
Men’s Outdoor Track
Men’s Cross Country
Baseball (Tournament)
- 2023..... Men’s Indoor Track
Men’s Outdoor Track

MOUNTAIN WEST TEAM STATISTICS

SCORING OFFENSE	G	TD	XP	2XP	DXP	FG	Saf	Pts	Avg
1. Fresno St.	14	53	18	50	1	0	2	428	30.57
2. Boise St.	14	49	23	48	1	0	0	413	29.5
3. Air Force	13	45	16	44	0	0	0	362	27.85
4. San Jose St.	12	42	12	37	1	0	1	329	27.42
5. UNLV	12	37	18	34	2	0	1	316	26.33
6. Utah St.	13	36	12	33	1	0	1	289	22.23
7. San Diego St.	13	31	20	31	0	0	1	279	21.46
8. Wyoming	13	30	22	28	1	0	0	276	21.23
9. Hawaii	13	30	16	27	1	0	0	257	19.77
10. Nevada	12	27	13	25	0	0	0	226	18.83
11. Colorado St.	12	19	10	14	0	0	0	158	13.17
12. New Mexico	12	17	13	16	0	0	0	157	13.08

SCORING DEFENSE	G	TD	XP	2XP	DXP	FG	Saf	Pts	Avg
1. Air Force	13	20	12	16	1	0	0	174	13.38
2. Fresno St.	14	31	19	25	2	0	0	272	19.43
3. Boise St.	14	33	14	31	1	0	0	273	19.5
4. San Diego St.	13	34	10	31	1	0	0	267	20.54
5. San Jose St.	12	33	10	28	2	1	1	264	22.0
6. Wyoming	13	37	16	35	1	0	2	311	23.92
7. New Mexico	12	38	15	37	1	0	0	312	26.0
8. Colorado St.	12	41	12	41	0	0	0	323	26.92
9. UNLV	12	41	18	38	1	0	1	342	28.5
10. Nevada	12	45	18	43	1	0	1	371	30.92
11. Utah St.	13	49	20	45	3	0	0	405	31.15
12. Hawaii	13	55	22	53	1	0	0	451	34.69

PASS OFFENSE	G	Cp	Att	Int	Pct.	Yds	Avg	TD	Yds/G
1. San Jose St.	12	260	431	7	60.32	3270	7.59	23	272.50
2. Fresno St.	14	336	473	9	71.04	3788	8.01	22	270.57
3. UNLV	12	227	361	7	62.88	2580	7.15	15	215.00
4. Hawaii	13	261	490	12	53.27	2672	5.45	13	205.54
5. Colorado St.	12	203	322	11	63.04	2361	7.33	12	196.75
6. Utah St.	13	230	398	21	57.79	2537	6.37	18	195.15
7. Boise St.	14	229	385	9	59.48	2668	6.93	20	190.57
8. Nevada	12	217	398	8	54.52	2227	5.60	7	185.58
9. San Diego St.	13	186	343	14	54.23	2360	6.88	15	181.54
10. Wyoming	13	156	304	12	51.32	1719	5.65	11	132.23
11. New Mexico	12	137	255	9	53.73	1259	4.94	3	104.92
12. Air Force	13	41	87	2	47.13	916	10.5	8	70.46

PASS DEFENSE	G	Cp	Att	Int	Pct.	Yds	Avg	TD	Yds/G
1. Air Force	13	170	291	9	58.42	2068	7.11	10	159.08
2. Boise St.	14	187	362	15	51.66	2348	6.49	13	167.71
3. Fresno St.	14	232	434	12	53.46	2651	6.11	14	189.36
4. Colorado St.	12	219	355	8	61.69	2297	6.47	15	191.42
5. New Mexico	12	195	320	9	60.94	2433	7.60	15	202.75
6. Utah St.	13	204	372	11	54.84	2665	7.16	27	205.00
7. San Diego St.	13	255	416	13	61.30	2715	6.53	21	208.85
8. Wyoming	13	261	433	6	60.28	2821	6.52	19	217.00
9. San Jose St.	12	213	351	14	60.68	2612	7.44	15	217.67
10. Hawaii	13	235	368	10	63.86	2923	7.94	21	224.85
11. UNLV	12	223	358	15	62.29	2709	7.57	21	225.75
12. Nevada	12	214	356	11	60.11	2779	7.81	17	231.58

KICKOFF RETURNS	G	Ret	Yds	TD	Lg	Avg
1. Hawaii	13	41	656	0	58	16.00
2. San Diego St.	13	37	753	1	95	20.35
3. Nevada	12	33	636	0	37	19.27
4. Utah St.	13	30	600	1	100	20.00
5. Fresno St.	14	30	673	0	50	22.43
6. New Mexico	12	25	560	1	100	22.40
7. Boise St.	14	23	518	0	37	22.52
8. San Jose St.	12	22	382	0	32	17.36
9. UNLV	12	19	396	0	36	20.84
10. Colorado St.	12	19	319	0	34	16.79
11. Wyoming	13	15	309	0	37	20.60
12. Air Force	13	5	54	0	23	10.80

PUNT RETURN AVG	G	Ret	Yds	TD	Lg	Avg
1. Fresno St.	14	13	259	2	87	19.92
2. Colorado St.	12	17	181	1	72	10.65
3. Utah St.	13	21	187	1	56	8.9
4. Nevada	12	13	93	0	34	7.15
5. San Diego St.	13	24	162	3	66	6.75
6. Boise St.	14	25	164	1	25	6.56
7. San Jose St.	12	6	39	0	19	6.5
8. New Mexico	12	17	110	0	38	6.47
9. UNLV	12	10	61	0	14	6.1
10. Wyoming	13	5	20	1	10	4
11. Hawaii	13	13	49	0	17	3.77
12. Air Force	13	4	11	0	7	2.75

FIRST DOWNS	G	Rush	Pass	Pen	Total	Avg
1. Fresno St.	14	110	175	24	309	22.07
2. Boise St.	14	140	121	12	273	19.5
3. Air Force	13	224	32	9	265	20.38
4. Utah St.	13	115	116	27	258	19.85
5. San Jose St.	12	69	143	32	244	20.33
6. Hawaii	13	105	120	19	244	18.77
7. UNLV	12	88	108	16	212	17.67
8. Wyoming	13	112	81	15	208	16.0
9. San Diego St.	13	88	106	12	206	15.85
10. Nevada	12	84	101	21	206	17.17
11. Colorado St.	12	66	95	15	176	14.67
12. New Mexico	12	92	49	19	160	13.33

OPP 1ST DOWNS	G	Rush	Pass	Pen	Total	Avg
1. Air Force	13	71	91	6	168	12.92
2. Boise St.	14	102	89	13	204	14.57
3. New Mexico	12	99	92	22	213	17.75
4. San Jose St.	12	92	117	16	225	18.75
5. San Diego St.	13	85	121	20	226	17.38
6. Nevada	12	93	119	23	235	19.58
7. Colorado St.	12	114	110	18	242	20.17
8. UNLV	12	116	111	23	250	20.83
9. Wyoming	13	115	121	19	255	19.62
10. Fresno St.	14	109	122	26	257	18.36
11. Utah St.	13	130	120	28	278	21.38
12. Hawaii	13	132	129	21	282	21.69

SACKS BY	G	Sacks	Yards	Avg
1. San Jose St.	12	39	235	3.25
2. Wyoming	13	37	219	2.85
3. San Diego St.	13	36	276	2.77
4. Fresno St.	14	30	195	2.14
5. Boise St.	14	30	219	2.14
6. Utah St.	13	28	166	2.15
7. UNLV	12	28	160	2.33
8. Nevada	12	27	168	2.25
9. New Mexico	12	25	152	2.08
10. Colorado St.	12	24	143	2.0
11. Air Force	13	24	166	1.85
12. Hawaii	13	17	122	1.31

SACKS AGAINST	G	Sacks	Yards	Avg
1. Air Force	13	12	26	0.92
2. Boise St.	14	14	111	1.0
3. Wyoming	13	19	147	1.46
4. Hawaii	13	20	146	1.54
5. San Diego St.	13	27	171	2.08
6. Utah St.	13	30	156	2.31
7. Nevada	12	34	198	2.83
8. UNLV	12	37	216	3.08
9. Fresno St.	14	39	254	2.79
10. San Jose St.	12	42	292	3.5
11. New Mexico	12	43	250	3.58
12. Colorado St.	12	59	399	4.92

MOUNTAIN WEST TEAM STATISTICS

RUSHING OFFENSE	G	Att	Yds	Avg	Lg	TD	Yds/G
1. Air Force	13	802	4247	5.3	80	37	326.69
2. Boise St.	14	550	2746	4.99	91	27	196.14
3. Wyoming	13	479	2358	4.92	83	16	181.38
4. Hawaii	13	406	1784	4.39	69	16	137.23
5. UNLV	12	402	1645	4.09	74	18	137.08
6. Fresno St.	14	466	1851	3.97	82	28	132.21
7. San Diego St.	13	471	1864	3.96	61	11	143.38
8. Utah St.	13	550	2069	3.76	32	14	159.15
9. New Mexico	12	439	1478	3.37	51	12	123.17
10. San Jose St.	12	343	1149	3.35	38	19	95.75
11. Nevada	12	427	1429	3.35	40	19	119.08
12. Colorado St.	12	385	1068	2.77	67	4	89.0

RUSHING DEFENSE	G	Atts	Yards	Avg.	Lg	TD	Yds/G
1. Air Force	13	366	1239	3.39	40	10	95.31
2. San Diego St.	13	436	1480	3.39	63	13	113.85
3. San Jose St.	12	453	1467	3.24	61	15	122.25
4. Boise St.	14	500	1747	3.49	83	16	124.79
5. Fresno St.	14	490	2094	4.27	66	17	149.57
6. Wyoming	13	467	1995	4.27	70	17	153.46
7. New Mexico	12	460	1889	4.11	65	19	157.42
8. UNLV	12	481	1890	3.93	60	19	157.5
9. Colorado St.	12	473	1963	4.15	39	24	163.58
10. Nevada	12	458	1975	4.31	82	23	164.58
11. Utah St.	13	530	2524	4.76	91	19	194.15
12. Hawaii	13	495	2773	5.6	87	28	213.31

TOTAL OFFENSE	G	Rush	Pass	Plays	Yards	Avg	TD	Yds/G
1. Fresno St.	14	1851	3788	939	5639	6.01	50	402.79
2. Boise St.	14	2746	2668	935	5414	5.79	47	386.71
3. Air Force	13	4247	916	889	5163	5.81	45	397.15
4. Utah St.	13	2069	2537	948	4606	4.86	32	354.31
5. Hawaii	13	1784	2672	896	4456	4.97	29	342.77
6. San Jose St.	12	1149	3270	774	4419	5.71	42	368.25
7. UNLV	12	1645	2580	763	4225	5.54	33	352.08
8. San Diego St.	13	1864	2360	814	4224	5.19	26	324.92
9. Wyoming	13	2358	1719	783	4077	5.21	27	313.62
10. Nevada	12	1429	2227	825	3656	4.43	26	304.67
11. Colorado St.	12	1068	2361	707	3429	4.85	16	285.75
12. New Mexico	12	1478	1259	694	2737	3.94	15	228.08

TOTAL DEFENSE	G	Rush	Pass	Plys	Yards	Avg	TD	Yds/G
1. Air Force	13	1239	2068	657	3307	5.03	20	254.38
2. Boise St.	14	1747	2348	862	4095	4.75	29	292.5
3. San Diego St.	13	1480	2715	852	4195	4.92	34	322.69
4. Fresno St.	14	2094	2651	924	4745	5.14	31	338.93
5. San Jose St.	12	1467	2612	804	4079	5.07	30	339.92
6. Colorado St.	12	1963	2297	828	4260	5.14	39	355.0
7. New Mexico	12	1889	2433	780	4322	5.54	34	360.17
8. Wyoming	13	1995	2821	900	4816	5.35	36	370.46
9. UNLV	12	1890	2709	839	4599	5.48	40	383.25
10. Nevada	12	1975	2779	814	4754	5.84	40	396.17
11. Utah St.	13	2524	2665	902	5189	5.75	46	399.15
12. Hawaii	13	2773	2923	863	5696	6.6	49	438.15

TURNOVER MARGIN	G	 --Gained-- 			 ---Lost--- 			Mar	Per/G
		Fum	Int	Tot	Fum	Int	Tot		
1. San Jose St.	12	2	7	9	6	14	20	11	0.92
2. UNLV	12	8	7	15	6	15	21	6	0.50
3. New Mexico	12	5	9	14	9	9	18	4	0.33
4. Fresno St.	14	5	9	14	6	12	18	4	0.29
5. Boise St.	14	8	9	17	5	15	20	3	0.21
6. Air Force	13	11	2	13	7	9	16	3	0.23
7. Nevada	12	9	8	17	8	11	19	2	0.17
8. Wyoming	13	4	12	16	8	6	14	-2	-0.15
9. San Diego St.	13	11	14	25	7	13	20	-5	-0.38
10. Colorado St.	12	9	11	20	7	8	15	-5	-0.42
11. Hawaii	13	8	12	20	2	10	12	-8	-0.62
12. Utah St.	13	6	21	27	7	11	18	-9	-0.69

PASS EFFICIENCY	G	Cp	Att	Int	Pct	Yds	Avg	TD	Effic
1. Air Force	13	41	87	2	47.13	916	70.46	8	161.31
2. Fresno St.	14	336	473	9	71.04	3788	270.57	22	149.85
3. San Jose St.	12	260	431	7	60.32	3270	272.50	23	138.42
4. UNLV	12	227	361	7	62.88	2580	215.00	15	132.75
5. Boise St.	14	229	385	9	59.48	2668	190.57	20	130.16
6. Colorado St.	12	203	322	11	63.04	2361	196.75	12	130.10
7. San Diego St.	13	186	343	14	54.23	2360	181.54	15	118.29
8. Utah St.	13	230	398	21	57.79	2537	195.15	18	115.71
9. Nevada	12	217	398	8	54.52	2227	185.58	7	103.31
10. Hawaii	13	261	490	12	53.27	2672	205.54	13	102.93
11. Wyoming	13	156	304	12	51.32	1719	132.23	11	102.86
12. New Mexico	12	137	255	9	53.73	1259	104.92	3	92.02

PASS EFF DEF.	G	Cp	Att	Int	Pct	Yds	Avg	TD	Effic
1. Boise St.	14	187	362	15	51.66	2348	167.71	13	109.70
2. Fresno St.	14	232	434	12	53.46	2651	189.36	14	109.88
3. Air Force	13	170	291	9	58.42	2068	159.08	10	123.27
4. Colorado St.	12	219	355	8	61.69	2297	191.42	15	125.48
5. San Diego St.	13	255	416	13	61.30	2715	208.85	21	126.53
6. Wyoming	13	261	433	6	60.28	2821	217.00	19	126.71
7. San Jose St.	12	213	351	14	60.68	2612	217.67	15	129.32
8. Utah St.	13	204	372	11	54.84	2665	205.00	27	133.05
9. New Mexico	12	195	320	9	60.94	2433	202.75	15	134.65
10. Nevada	12	214	356	11	60.11	2779	231.58	17	135.26
11. UNLV	12	223	358	15	62.29	2709	225.75	21	136.83
12. Hawaii	13	235	368	10	63.86	2923	224.85	21	143.98

PUNTING	G	No.	Yds	Avt	PR	Avg	TB	Net
1. New Mexico	12	82	3578	43.63	176	6.77	6	40.02
2. Wyoming	13	74	3277	44.28	284	10.92	10	37.74
3. Nevada	12	73	2888	39.56	146	9.73	1	37.29
4. San Diego St.	13	68	3105	45.66	178	6.59	4	41.87
5. Utah St.	13	66	2810	42.58	86	5.38	8	38.85
6. Colorado St.	12	66	2574	39.00	78	5.57	1	37.52
7. Boise St.	14	66	2702	40.94	187	18.70	4	36.89
8. UNLV	12	63	2504	39.75	165	8.25	2	36.49
9. Hawaii	13	63	2567	40.75	132	8.80	6	36.75
10. San Jose St.	12	54	2129	39.43	105	13.13	7	34.89
11. Fresno St.	14	52	2161	41.56	93	8.45	3	38.62
12. Air Force	13	34	1307	38.44	28	3.11	3	35.85

PENALTIES	G	Pen	Yards	AVG
1. Air Force	13	51	386	29.69
2. Wyoming	13	56	488	37.54
3. Fresno St.	14	63	561	40.07
4. Boise St.	14	78	664	47.43
5. San Jose St.	12	70	587	48.92
6. Hawaii	13	73	653	50.23
7. New Mexico	12	73	614	51.17
8. Nevada	12	72	661	55.08
9. UNLV	12	69	685	57.08
10. San Diego St.	13	96	772	59.38
11. Colorado St.	12	84	740	61.67
12. Utah St.	13	111	1007	77.46

TIME OF POSSESSION	G	Time	Avg
1. Air Force	13	475:11	36:33
2. Fresno St.	14	434:06	31:01
3. San Diego St.	13	402:39	30:58
4. Boise St.	14	429:23	30:40
5. Colorado St.	12	353:43	29:29
6. Wyoming	13	378:21	29:06
7. New Mexico	12	348:27	29:02
8. Utah St.	13	374:24	28:48
9. UNLV	12	345:05	28:46
10. San Jose St.	12	343:05	28:35
11. Nevada	12	341:49	28:29
12. Hawaii	13	367:40	28:17

MOUNTAIN WEST INDIVIDUAL STATISTICS

RUSHING, Team	G	Att	Yds	Avg	TD	Lg	Yds/G
1 Roberts, Brad - USAFA	13	345	1728	5.01	17	71	132.92
2 Mims, Jordan - Fresno	14	261	1372	5.26	18	82	98.00
3 Holani, George - Boise	13	221	1157	5.24	10	59	89.00
4 Tyler Jr., Calvin - USU	13	253	1122	4.43	7	31	86.31
5 Swen, Titus - UW	12	207	1039	5.02	8	83	86.58
6 Robbins, Aidan - UNLV	11	209	1009	4.83	9	66	91.73
7 Taua, Toa - Nevada	12	217	911	4.20	11	40	75.92
8 Morrow, Avery - CSU	12	173	834	4.82	4	67	69.50
9 Parson, Dedrick - Hawaii	13	187	830	4.44	11	37	63.85
10 Jeanty, Ashton - Boise	14	155	818	5.28	7	34	58.43

PASSING, Team	G	Cp-Att-Int	Yds	TD	Avg/G
1 Cordeiro, Chevan - SJSU	12	259-427-6	3251	23	270.92
2 Schager, Brayden - Hawaii	12	221-400-10	2348	13	195.67
3 Millen, Clay - CSU	10	169-234-6	1910	10	191.00
4 Brumfield, Doug - UNLV	10	164-254-5	1898	10	189.80
5 Green, Taylen - Boise	13	166-271-6	2042	14	157.08
6 Mayden, Jalen - SDSU	13	141-237-10	2030	12	156.15
7 Legas, Cooper - USU	10	135-221-10	1499	11	149.90
8 Peasley, Andrew - UW	12	144-275-9	1574	10	131.17
9 Cox, Nate - Nevada	12	133-251-5	1466	5	122.17
10 Fife, Logan - Fresno	11	84-120-6	892	2	81.09

TOTAL OFFENSE Team	G	Rush	Pass	Plays	Total	Yds/G
1 Cordeiro, Chevan - SJSU	12	265	3251	565	3516	293.00
2 Brumfield, Doug - UNLV	10	261	1898	344	2159	215.90
3 Green, Taylen - Boise	13	586	2042	352	2628	202.15
4 Schager, Brayden - Hawaii	12	47	2348	445	2395	199.58
5 Millen, Clay - CSU	10	-28	1910	334	1882	188.20
6 Legas, Cooper - USU	10	303	1499	329	1802	180.20
7 Mayden, Jalen - SDSU	13	231	2030	306	2261	173.92
8 Peasley, Andrew - UW	12	339	1574	356	1913	159.42
9 Cox, Nate - Nevada	12	272	1466	323	1738	144.83
10 Roberts, Brad - USAFA	13	1728	0	345	1728	132.92

RECEIVING/GAME Team	G	Rec	Yds	TD	Lg	Avg	Rec/G
1 Horton, Tory - CSU	12	71	1131	8	69	15.93	94.25
2 Cooks, Elijah - SJSU	12	69	1076	10	52	15.59	89.67
3 Moreno-Cropper, J - FSU	14	83	1086	5	75	13.08	77.57
4 Cobbs, Brian - USU	13	76	923	5	44	12.14	71.00
5 Remigio, Nikko - Fresno	14	74	852	6	39	11.51	60.86
6 Williams, Kyle - UNLV	9	40	541	5	49	13.53	60.11
7 White, Ricky - UNLV	12	51	619	4	72	12.14	51.58
8 Shavers, Tyrell - SDSU	13	38	643	3	66	16.92	49.46
9 Casteel, BJ - Nevada	12	48	581	4	75	12.10	48.42
10 Lockhart, Justin - SJSU	12	36	578	1	82	16.06	48.17

PUNT RETURN AVG, Team	G	Ret	Yds	TD	Long	Avg
1 Remigio, Nikko - Fresno	14	13	259	2	87	19.92
2 Horton, Tory - CSU	12	11	171	1	72	15.55
3 Jones, Cooper - USU	13	20	131	0	18	6.55
4 Byrd, Jordan - SDSU	13	18	118	1	66	6.56
5 Sanders, Bentlee - Nevada	12	13	93	0	34	7.15
6 Holani, George - Boise	13	11	82	0	20	7.45
7 Wysong, Luke - UNM	11	13	65	0	38	5.00
8 Smith, Jaden - USU	12	1	56	1	56	56.00
9 Caples, Latrell - Boise	14	10	55	0	25	5.50
10 Lewis, Jer'Marius - UNM	12	3	47	0	36	15.67

ALL PURPOSE Team	G	Rush	Rcv	PR	KR	Yds	Avg/G
1 Roberts, Brad - USAFA	13	1728	9	0	0	1737	133.62
2 Remigio, Nikko - Fresno	14	42	852	259	480	1633	116.64
3 Mims, Jordan - Fresno	14	1372	126	0	0	1498	107.00
4 Holani, George - Boise	13	1157	151	82	0	1390	106.92
5 Horton, Tory - CSU	12	6	1131	171	0	1308	109.00
6 Tyler Jr., Calvin - USU	13	1122	129	0	0	1251	96.23
7 Taua, Toa - Nevada	12	911	295	0	0	1206	100.50
8 Vaughn, Terrell - USU	13	72	624	0	503	1199	92.23
9 Swen, Titus - UW	12	1039	108	0	0	1147	95.58
10 Byrd, Jordan - SDSU	13	390	60	118	571	1139	87.62

INTERCEPTIONS, Team	G	Int	Yds	TD	Long	Int/G
1 Sanders, Bentlee - Nevada	12	5	34	1	34	0.42
2 Lockridge, Cameron - Fresno	13	5	101	1	31	0.38
3 Larsen, Ike - USU	11	4	60	1	36	0.36
4 Skinner, JL - Boise	12	4	30	0	16	0.33
5 Hector, Ayden - CSU	10	3	21	1	21	0.30
6 Oliver, Cameron - UNLV	11	3	41	2	21	0.27
7 Howell, Jack - CSU	11	3	0	0	0	0.27
8 Williams, Nohl - UNLV	11	3	62	0	54	0.27
9 Goff, Camby - USAFA	13	3	25	0	14	0.23
10 Reynolds, Hunter - USU	13	3	6	0	6	0.23

KICK RETURN AVG Team	G	Ret	Yds	TD	Long	Avg
1 Perdue, Jalen - Hawaii	11	23	432	0	58	18.78
2 Byrd, Jordan - SDSU	13	23	571	1	95	24.83
3 Remigio, Nikko - Fresno	14	21	480	0	47	22.86
4 Sanders, Bentlee - Nevada	12	19	337	0	37	17.74
5 Vaughn, Terrell - USU	13	19	503	1	100	26.47
6 Garrett, Shamar - SJSU	11	16	291	0	32	18.19
7 Washington, Christian - UNM	10	16	427	1	100	26.69
8 Holles, Keegan - CSU	9	11	163	0	28	14.82
9 Vivens, A'Jon - CSU	5	6	133	0	34	22.17

PUNTING Team	G	Punts	Yds	Long	Avg
1 Browning, Jack - SDSU	13	67	3093	63	46.16
2 Rodriguez, Aaron - UNM	12	81	3578	63	44.17
3 Stewart, Clayton - UW	13	72	3164	67	43.94
4 Kotsanlee, Stephen - USU	13	65	2810	60	43.23
5 Nichols, Marshall - UNLV	12	59	2504	56	42.44
6 Freem, Matt - Nevada	12	50	2113	70	42.26
7 Ferguson-Reynolds, Ja.- Boise	13	63	2631	61	41.76
8 King, Carson - Fresno	14	52	2161	64	41.56
9 Shipley, Matthew - Hawaii	13	63	2567	63	40.75
10 Turner, Paddy - CSU	12	65	2534	56	38.98

SCORING Team	G	TD	XPT	FG	2XP	Pts	Pts/G
1 Dalmas, Jonah - Boise	14	0	23	48	0	117	8.36
2 Mims, Jordan - Fresno	14	19	0	0	0	114	8.14
3 Roberts, Brad - USAFA	13	17	0	0	0	102	7.85
4 Gutierrez, Daniel - UNLV	12	0	18	34	0	88	7.33
5 Hoyland, John - UW	13	0	22	28	0	94	7.23
6 Browning, Jack - SDSU	13	0	20	30	0	90	6.92
7 Dapore, Matthew - USAFA	13	0	16	37	0	85	6.54
8 Coles, Connor - USU	12	1	12	33	0	75	6.25
9 Schive, Taren - SJSU	12	0	12	37	0	73	6.08
10 Holani, George - Boise	13	13	0	0	0	78	6.00

MOUNTAIN WEST INDIVIDUAL STATISTICS

FIELD GOALS Team	G	FG-A	Lg	Pct.	FG/G
1 Hoyland, John - UW	13	22-25	55	88.00	1.69
2 Dalmas, Jonah - Boise	14	23-27	51	85.19	1.64
3 Browning, Jack - SDSU	13	20-25	52	80.00	1.54
4 Gutierrez, Daniel - UNLV	12	18-19	50	94.74	1.50
5 Dapore, Matthew - USAFA	13	16-21	54	76.19	1.23
6 Shipley, Matthew - Hawaii	13	16-20	49	80.00	1.23
7 Boyle, Michael - CSU	9	10-13	43	76.92	1.11
8 Coles, Connor - USU	12	12-17	53	70.59	1.00
9 Montano, Abraham - Fresno	12	12-19	43	63.16	1.00
10 Schive, Taren - SJSU	12	12-18	43	66.67	1.00

FIELD GOAL PCT TEAM	G	FG	FGA	Long	Pct.
1 Gutierrez, Daniel - UNLV	12	18	19	50	94.74
2 Hoyland, John - UW	13	22	25	55	88.00
3 Dalmas, Jonah - Boise	14	23	27	51	85.19
4 Browning, Jack - SDSU	13	20	25	52	80.00
5 Shipley, Matthew - Hawaii	13	16	20	49	80.00
6 Boyle, Michael - CSU	9	10	13	43	76.92
7 Dapore, Matthew - USAFA	13	16	21	54	76.19
8 Coles, Connor - USU	12	12	17	53	70.59
9 Schive, Taren - SJSU	12	12	18	43	66.67
10 Montano, Abraham - Fresno	12	12	19	43	63.16

PAT KICKING	G	Gd	Att	Pct.
1 Dalmas, Jonah - Boise	14	48	48	100.00
2 Browning, Jack - SDSU	13	30	30	100.00
3 Coles, Connor - USU	12	33	33	100.00
4 Gutierrez, Daniel - UNLV	12	34	34	100.00
5 Boyle, Michael - CSU	9	12	12	100.00
6 Hoyland, John - UW	13	28	28	100.00
7 Dapore, Matthew - USAFA	13	37	38	97.37
8 Montano, Abraham - Fresno	12	34	35	97.14
9 Shipley, Matthew - Hawaii	13	27	28	96.43
10 Schive, Taren - SJSU	12	37	40	92.50

TACKLES (All positions)						
Player Team	G	Pos	Solo	Ast	Total	Avg/G
1 Ajiake, Austin - UNLV	12	LB	59	73	132	11.00
2 Howell, Jack - CSU	11	DB	42	66	108	9.82
3 Gibbs, Easton - UW	13	LB	64	57	121	9.31
4 Moon, Cody - UNM	12	LB	42	63	105	8.75
5 Harmon, Kyle - SJSU	12	LB	44	58	102	8.50
6 Jackson, Dequan - CSU	12	LB	43	57	100	8.33
7 Schramm, DJ - Boise	14	LB	53	57	110	7.86
8 Reed II, Jerrick - UNM	12	DB	50	44	94	7.83
9 Vongphachanh, AJ - USU	13	LB	36	65	101	7.77
10 Hunter, Dion - UNM	9	LB	20	49	69	7.67
11 Haulcy, A.J. - UNM	12	S	38	49	87	7.25
12 Reynolds, Hunter - USU	13	S	57	36	93	7.15
13 Shawcroft, Michael - SDSU	12	LB	50	35	85	7.08
14 Sanders, Bentlee - Nevada	12	DB	66	16	82	6.83
15 Taylor, Logan - Hawaii	13	LB	49	36	85	6.54
16 Carter, Cam'Ron - CSU	12	LB	27	49	76	6.33
17 Bailey, Levelle - Fresno	14	LB	54	34	88	6.29
18 Parham, Bryun - SJSU	12	LB	39	35	74	6.17
19 Pavihi, Penei - Hawaii	13	LB	47	31	78	6.00
20 Mock, Alec - USAFA	11	LB	24	41	65	5.91

SACKS Team	G	Pos	Solo	Ast	Total	Avg/G
1 Perales, David - Fresno	14	DE	11	1	11.5	0.82
2 Tavai, Jonah - SDSU	13	DL	8	5	10.5	0.81
3 Fehoko, Viliami - SJSU	12	DL	9	0	9	0.75
4 Plant Jr., Adam - UNLV	11	DL	8	0	8	0.73
5 Kamara, Mohamed - CSU	12	DL	7	3	8.5	0.71
6 Grzesiak, Daniel - USU	13	DE	8	1	8.5	0.65
7 Hall, Cade - SJSU	12	DL	7	1	7.5	0.63
8 Harris, DeVonne - UW	13	DE	6	4	8	0.62
9 Omotosho, Oluwaseyi - UW	11	DE	6	1	6.5	0.59
10 Sanford, Vince - USAFA	12	LB	6	1	6.5	0.54

TACKLES FOR LOSS Team	G	Pos	Solo	Ast	Total	Avg/G
1 Fehoko, Viliami - SJSU	12	DL	16	6	19	1.58
2 Kamara, Mohamed - CSU	12	DL	13	6	16	1.33

(Minimum 1.25 Total Tackles For Loss/Game, Games Played Pct. 75%)

INTERCEPTIONS	G	No.	Yds	TD	Long	Avg/g
1 Sanders, Bentlee - Nevada	12	5	34	1	34	0.42
2 Lockridge, Cam. - Fresno	13	5	101	1	31	0.38
3 Larsen, Ike - USU	11	4	60	1	36	0.36
4 Skinner, JL - Boise	12	4	30	0	16	0.33
5 Hector, Ayden - CSU	10	3	21	1	21	0.30
6 Oliver, Cameron - UNLV	11	3	41	2	21	0.27
7 Howell, Jack - CSU	11	3	0	0	0	0.27
8 Williams, Nohl - UNLV	11	3	62	0	54	0.27
9 Goff, Camby - USAFA	13	3	25	0	14	0.23
10 Reynolds, Hunter - USU	13	3	6	0	6	0.23

PASSES DEFENDED	G	PBU	Int	Tot	Avg
1 Anyanwu, Michael - USU	11	11	1	12	1.09
2 Lockridge, Cameron - Fresno	13	9	5	14	1.08
3 Reed II, Jerrick - UNM	12	11	1	12	1.00
4 Hector, Ayden - CSU	10	7	3	10	1.00
5 Stone, Cameron - UW	12	10	2	12	1.00
6 Early, LJ - Fresno	13	10	2	12	0.92
7 Goff, Camby - USAFA	13	9	3	12	0.92
8 Essissima, Isaiah - Nevada	12	9	2	11	0.92
9 Blackburn, Henry - CSU	10	8	1	9	0.90
10 Shelton, Nehemiah - SJSU	12	8	2	10	0.83

FUMBLES FORCED Team	G	Num	Avg/G
1 Plant Jr., Adam - UNLV	11	3	0.27
2 Sanders, Bentlee - Nevada	12	3	0.25
3 Carter, Ajani - USU	10	2	0.20
4 Blackburn, Henry - CSU	10	2	0.20
5 Bertagnole, Jordan - UW	11	2	0.18
6 Wilson, Ronald - UNM	11	2	0.18
7 Fehoko, Viliami - SJSU	12	2	0.17
8 Williams, Tyson - Nevada	12	2	0.17
9 Jackson, Dequan - CSU	12	2	0.17
10 Kamara, Mohamed - CSU	12	2	0.17

FUMBLES RECOVERED	G	Num	Avg.
1 Peterson, Dom - Nevada	12	3	0.25
2 Nance, Jamie - USU	13	3	0.23
3 Witte, Thomas - Nevada	11	2	0.18
4 McDonald, Cooper - SDSU	12	2	0.17
5 Blackburn, Henry - CSU	10	1	0.10
6 Malakius, Tavis - UNLV	11	1	0.09
7 Payne, Leonard - Fresno	11	1	0.09
8 Wilmer, Maurice - Nevada	11	1	0.09
9 Lawson, Matt - Fresno	11	1	0.09
10 Vaughns, Byron - USU	11	1	0.09

20

HISTORY



2023 AIR FORCE FOOTBALL
MEDIA GUIDE

CONSENSUS ALL-AMERICANS



Air Force has had five consensus All-Americans in school history. Offensive lineman Brock Strom (top left) was the first in 1958. In 1970, wide receiver Ernie Jennings (top center) earned the honor. Safety Scott Thomas (top right) was the next consensus All-American in 1985. Two years later, defensive tackle Chad Hennings joined the list. In 1992, cornerback Carlton McDonald became AFA's most recent consensus All-American.

ALL-AMERICANS

1956
Larry Thomson (FB) Little America (3rd)

1958
Brock Strom (OL), Consensus, AP, UPI, Walter Camp
Robert Brickey (HB), Helms

1963
Terry Isaacson (QB), Helms
Joe Rodwell (C), Helms

1966
Neal Starkey (DB), Playboy Magazine
 All-American

1967
Neal Starkey (DB), Associated Press (3rd)

1969
Ernie Jennings (WR), Central Press (2nd)

1970
Ernie Jennings (WR), Consensus, AP, UPI, FWAA, AFCA, CP, FN

1971
Gene Ogilvie (DE), UPI (3rd)
Orderia Mitchell (C), Black Sports

1972
Orderia Mitchell (C), Associated Press (2nd), Gridiron (2nd)
Gene Ogilvie (DE), UPI (2nd)

1973
Steve Heil (ROV), Associated Press (3rd)

1974
Dave Lawson (LB/K), Football Writers

1975
Dave Lawson (LB/K), UPI (2nd), Football News (2nd)

1981
Johnny Jackson (DB), Associated Press (2nd)

1982
Dave Schreck (OG), Associated Press (2nd)

1983
Mike Kirby (WR), Sporting News (2nd)
John Kershner (FB), Football News (2nd)

1985
Scott Thomas (DB), Consensus, Walter Camp, Kodak, AFCA, FWAA, Associated Press (2nd)
Mark Simon (P), Scripps Howard, Associated Press (2nd)

1986
Terry Maki (LB), Kodak, Football News (2nd); Associated Press (3rd), AFCA
Tom Rotello (DB), Football News (2nd)

1987
Chad Hennings (DT), Consensus; Walter Camp, Kodak, Football Writers, Associated Press, UPI, Scripps Howard, Sporting News, NEA, AFCA, Football News, Outland Trophy winner

1989
Ron Gray (KR), Associated Press (3rd)
Dee Dowis (QB), Heisman Trophy finalist

1991
Jason Christ (P), Associated Press (2nd), Football News (3rd)

1992
Carlton McDonald (DB), Consensus, Walter Camp, Kodak, Football Writers, Associated Press, UPI, Scripps Howard, AFCA, FWAA, TSN, NEA, Sporting News

1993
Chris MacInnis (P/K), UPI, Associated Press (2nd)

1996
Beau Morgan (QB), Associated Press (3rd)

1997
Chris Gizzi (LB), Associated Press (3rd), Football Writers (2nd)

1998
Tim Curry (DB), Sporting News (3rd)
Frank Mindrup (OL), American Football Foundation (3rd)

2001
Anthony Schlegel (ILB), Sporting News (Freshman 3rd team)

2002
Brett Huyser (OL), Sporting News (4th)

2007
Chad Hall (TB/WR-Z), Rivals.com (3rd, return specialist)

2010
Reggie Rembert (DB), AFCA (1st), Associated Press (3rd).

2016
Weston Steelhammer (DB), Associated Press (2nd), The Sporting News (3rd).

2022
Isaac Cochran (OL), Walter Camp (2nd)
Brad Roberts (FB), College Football Network (3rd)

Academic All-Americans

1958 Brock Strom (OT)	1973 Joe Debes (OT)	1988 Scott Salmon (DB) David Hlatky (OL) James Hecker (DB)
1959 Rich Mayo (QB)	1976 Steve Hoog (WR)	1989 Chris Howard (HB)
1960 Rich Mayo (QB) Don Baucom (HB)	1977 Mack McCollum (ROV)	1990 Chris Howard (HB) J.T. Tokish (LB)
1967 Ken Zagzebski (MG) Carl Janssen (OE)	1978 Steve Hoog (WR) Tom Foertsch (LB) Tim Fyda (DE)	1992 Grant Johnson (LB)
1969 Ernie Jennings (WR)	1981 Mike France (LB) Kevin Ewing (ROV)	1996 Dustin Tyner (WR)
1970 Ernie Jennings (WR) Bob Parker (QB) Phil Bauman (LB)	1982 Jeff Kubiak (P)	2003 Ryan Carter (DE)
1971 Darryl Haas (LB/P) Bob Homburg (DE) John Griffith (DT)	1983 Jeff Kubiak (P)	2004 Ryan Carter (DE)
1972 Gene Ogilvie (DE) Bob Homburg (DE) Mark Prill (MG)	1987 Chad Hennings (DT) Scott Salmon (DB) James Hecker (DB)	2018 Garrett Kauppila (DB)

Robert Brickey



#88, WR
1958-60
 Earned Helms All-America honors in 1958 ... Leading receiver on the undefeated 1958 football team that went to the Cotton Bowl ... Recorded 25 career catches for 281 yards and four touchdowns.

Year	#	Yards
1960	9	84
Total	25	281

Jason Christ



#1, P
1990-91
 Named second-team All-American by A.P. and third-team by *Football News* in 1991 ... Ranks second all-time at the Academy with a 44.0 career punting average ... Averaged 45.7 yards per punt in 1991, which is the

third-best single-season mark in AFA history ... Averaged 42.6 yards per punt in 1990.

Year	#	Yards	Avg.
1990	59	2,516	42.6
1991	50	2,283	45.7
Totals	109	4,799	44.0

Tim Curry



#5, CB
1996-98
 Named third-team All-American by *The Sporting News* in 1998 ... School-record holder for career blocked kicks with nine ... Two-time finalist for the Mosi Tatupu Special Teams Player of the Year Award ... Nine career in-

terceptions ... Blocked a school-record five kicks in 1997 ... Selected to play in the Hula Bowl following the 1998 season.

Year	UT-AT	TT	TFL-Yds	Sack-Yds
1996	18-12	30	1-4	1.0-4
1997	34-37	71	2-3	0.0-0
1998	38-25	63	2-7	0.0-0
Totals	90-74	164	5-14	1.0-4

Isaac Cochran



#73, OL
2019-22
 Walter Camp second-team All-America honors ... first-team all-Mountain West in 2022.

Dee Dowis



#6, QB
1986-89
 Highest finisher in AFA history in the Heisman Trophy balloting with his sixth-place finish in 1989 ... Won the Downtown New York Athletic Club's Exemplary Player of the Year Award in 1989 ... Honorable mention

All-America selection by A.P. in 1989 ... Named the WAC's Offensive Player of the Year in 1989 ... Selected to play in the Hula Bowl ... Set a then-school-record for most yards rushing in a game with 249 vs. San Diego State in 1989 ... Became the fifth player in NCAA history and second at the Academy to rush and pass for over 1,000 yards in a season (1989) ... Inducted into AFA Athletics Hall of Fame in 2009.

Rushing				
Year	Att	Yds	TD	Lg
1986	24	39	1	9
1987	194	1,315	10	65
1988	153	972	12	69
1989	172	1,286	18	60
Totals	543	3,612	41	69

Passing				
Year	C-A	Pct.	Yds	TD-I
1986	10-29	.340	115	0-2
1987	45-112	.450	600	4-8
1988	41-96	.427	870	7-3
1989	67-140	.479	1,285	7-4
Totals	163-377	.432	2,870	18-17

Chris Gizzi




#51, ILB
1994, 96-97
 Named second-team All-America by the Football Writers and third team by A.P. in 1997 ... Two-time WAC Defensive Player of the Year (1996-97) ... Earned national defensive player of the

week honors vs. Colorado State in 1997 ... Selected to play in the Hula Bowl and East-West Shrine game ... Rolled up 179 total tackles to lead the WAC in 1997 ... Played professionally with the Green Bay Packers.

Year	UT-AT	TT	TFL-Yds	Sack-Yds
1994	6-13	19	0-0	0.0-0
1996	73-55	128	9-44	5.0-47
1997	69-110	179	16-50	5.0-40
Totals	148-178	326	25-94	10.0-87

Ron Gray



#4, KR
1989-91
 Named to the A.P. third team as a kick returner in 1989 ... Ranked among the national leaders in kickoff returns in 1989 with a 27.2 average ... His kickoff return average ranks seventh all-time in Academy history ... Career leader at the Academy in kickoff return average with a 27.2 norm.

Year	#	Yds	Avg.	Lg
1989	21	571	27.2	68

Chad Hall



#1, WRZ/TB
2005-07
 Named third-team All-America by Rivals.com as a return specialist in 2007 ... Honorable mention All-American choice by SI.com ... Named Mountain West Conference Offensive Player of the Year in 2007 ... Led the


MWC in rushing with 1,478 yards, the second-most in school history ... Caught a team-best 50 passes for 524 yards ... Set the school's single-game rushing record with 275 yards vs. Army, breaking the mark he'd set earlier in the year of 256 at Colorado State ... Set the school's single-game, single-season and career all-purpose yardage marks with 333 vs. Army, 2,683 for the 2007 season and 4,098 for his career from 2005-07 ... Was the only player in the nation to lead his team in rushing, receiving and all-purpose yards in 2007.

Rushing						
Year	G	#	Yds	Avg	TD	LG
2005	11	66	344	5.2	1	43 (CSU)
2006	12	155	784	5.1	5	38 (UNLV)
2007	13	230	1,478	6.4	15	58 (UNLV)
Total	36	451	2,606	5.8	21	

Receiving						
Year	G	#	Yds	Avg	TD	LG
2005	11	16	139	8.7	1	32 (CSU)
2006	12	11	117	10.6	1	38 (UNLV)
2007	13	50	524	10.5	1	49 (BYU)
Total	36	77	780	10.1	3	

All-Purpose					
Year	Rush	Rec.	PR	KR	Tot.
2005	66-344-1	16-139-1	2-18	1-13	514
2006	155-784	11-117	0-0	0-0	901
2007	211-1,478	46-524	14-176	19-505	2,683
Total	432-2,606	73-780	16-194	20-518	4,098

Steve Heil




#26, DB
1971-73

Named third-team All-American by A.P. in 1973 ... Recorded five fumble recoveries in 1972 which is the second-most in a single season in AFA history.

Year	UT-AT	TT	TFL-Yds
1971	16-10	26	1-1
1972	54-48	102	3-8
1973	65-65	130	6-14
Totals	135-123	258	10-23

Chad Hennings



#87, DT
1984-87

The most celebrated football player in Academy history ... Consensus All-America selection in 1987 ... Won the Outland Trophy and the Touchdown Club Lineman of the Year Award in 1987 ... Named the WAC's Defensive

Player of the Decade in the 1980s ... Selected to play in the Japan Bowl and the East-West Shrine game ... Academic All-American in 1986 and 1987 ... Owns three Super Bowl rings with the Dallas Cowboys ... Inducted into the GTE Academic All-America Hall of Fame in 1999 ... Joins former AFA greats Brock Strom, Rich Mayo and Chris Howard in the Hall of Fame ... Selected to the College Football Hall of Fame in 2006, joining Brock Strom and Scott Thomas as the only Air Force players inducted ... Inducted into the AFA Athletics Hall of Fame in 2007.

Year	UT-AT	TT	TFL-Yds	Sack-Yds
1985	47-24	71	19-140	Inc. TFL
1986	59-42	101	10-35	10-43
1987	48-39	87	7-20	24-182
Totals	154-105	259	36-195	34-225


Brett Huyser



#63, OL
2000-03

Considered one of the top offensive linemen in the Fisher DeBerry era ... Earned fourth-team All-America honors in 2002 by *The Sporting News* ... ranked third on the team in knockdown blocks as a junior and senior.

Terry Isaacson



#17, QB
1961-63

Earned Helms All-American honors in 1963 ... Led the Falcons in rushing with 801 yards and passing with 946 yards ... Also averaged 39.0 yards per punt and 15.0 yards per punt return ... Scored 13 touchdowns in 1963 ... Inducted into the AFA Athletics Hall of Fame in 2009.

Passing

Year	CA	Pct.	Yds	TD-Int
1961	2-7	.286	70	0-0
1962	52-120	.433	591	3-0
1963	68-147	.463	946	5-10
Totals	122-274	.445	1607	8-10


Rushing

Year	Att	Yds	TD
1961	118	468	3
1962	110	384	2
1963	162	801	13
Totals	390	1,653	18

All-Purpose

Year	Rec.	PR	KR	Int
1961	19-239	16-142	0-0	3-43
1962	0-0	8-52	1-27	4-103
1963	0-0	1-15	0-0	0-0
Tot.	19-239	23-209	1-27	7-146

Johnny Jackson



#17, S
1978-81

Earned Football Writers first-team and A.P. second-team honors in 1981 ... Selected to play in the Hula Bowl in 1981 ... First player in AFA history to earn first-team All-WAC honors (1981) ... Led the team in tackles in 1981 with 123 ... Also recorded two interceptions in 1981.

Year	TT	TFL-Yds	Int-TD
1978	55	0-0	1-0
1979	63	1-9	2-70
1980	99	3-5	2-46
1981	123	2-9	2-33
Totals	251	6-23	6-149

Ernie Jennings




#22, WR
1968-70

Named to the Central Press All-America team in 1969 ... Selected to play in the College All-Star game in 1971 ... Consensus All-American in 1970 ... Caught a school-record 15 passes vs. Wyoming in 1969 ... School-record 235 yards receiving vs. the Cowboys in 1970 ... Finished eighth in the voting for the Heisman Trophy in 1970 ... Inducted into the AFA Athletics Hall of Fame in 2009 ... finalist for the College Football Hall of Fame.

Year	Att	Yds	TD
1968	23	374	2
1969	51	729	9
1970	74	1,289	17
Totals	148	2,392	28

John Kershner




#32, FB
1981-83

Football News third-team All-American in 1983 ... Ranks third all-time at Air Force in career rushing with 2,726 yards ... Scored 20 career touchdowns ... Rushed for a career-high 1,056 yards in 1982 ... Averaged 5.1 yards per carry during his career.

Year	Att	Yds	TD
1981	120	685	5
1982	226	1,056	7
1983	166	934	8
Totals	512	2,675	20

Mike Kirby




#82, WR
1980-83

Named second-team All-American by *The Sporting News* in 1983 ... Team's leading receiver and punt returner for three seasons ... Recorded 38 catches for 862 yards and two touchdowns as a senior in 1983 ... Averaged 22.7 yards per catch in 1983, which ranks fourth all-time at AFA ... His 862 receiving yards are the third most in school history in a single season during the option era.

Year	Att	Yds	Avg	TD
1980	3	39	13.9	0
1981	35	415	11.9	0
1982	30	593	19.8	3
1983	38	862	22.7	2
Totals	106	1,909	18.0	5

Dave Lawson



**#64, PK
1972-75**

Named to the Football Writers team in 1974 and to the UPI and *Football News* second teams in 1975 ... Hit 19 of 28 field goals and 15 of 15 PATs in 1974 ... Also had 65 total tackles and four tackles for loss in 1975 ... Hit 51 career field goals which is a school record ... Selected to play in the 1976 Hula Bowl ... School-record holder for longest field goal (62 yards).

Year	PAT	FG	Pts
1972	28-29	8-15	52
1973	22-28	11-21	55
1974	13-15	19-31	70
1975	15-15	13-28	54
Totals	78-87	51-95	231

Chris MacInnis



**#12, P/PK
1991-93**

Named first-team All-American by UPI and second-team by A.P. in 1993 ... WAC Special Teams Player of the Year in 1993 ... AT&T Long Distance Award in 1993 with the nation's best punting average

(47.0), second in AFA history.


Punting

Year	#	Yards	Avg.
1992	58	2,409	41.5
1993	49	2,303	47.0
Totals	107	4,712	44.0

Kicking

Year	PAT	FG	Pts
1992	3-4	5-9	18
1993	33-34	9-14	60
Totals	36-38	14-23	78

Terry Maki




**#67, LB
1983-86**

Named first-team All-American in 1986 by Kodak ... Earned second-team honors by Football News and third-team honors by A.P. ... First-team All-WAC in 1985 and 1986 ... School-record 30 tackles vs. Notre Dame in

1985 ... Also had 25 tackles vs. Wyoming in 1986 ... Inducted into the Air Force Athletics Hall of Fame in 2021.

Year	UT-AT	TT	TFL-Yds
1983	--	6	2-9
1984	--	137	5-19
1985	64-73	137	13-71
1986	90-105	195	4-21
Totals	154-178	475	24-120

Carlton McDonald



**#3, CB
1989-92**

Consensus All-American in 1992 ... Finalist for the Jim Thorpe Award as the nation's top defensive back ... Ranks second all-time at AFA with 16 career interceptions ... Set a school record with three blocked kicks vs. Colorado St. in 1990 ... Ranks third at the Academy in career blocked kicks with eight ... Inducted into the Air Force Athletics Hall of Fame in 2013.

Year	UT-AT	TT	TFL-Yds	Int-Yds-TD
1989	2-0	2	0-0	0-0-0
1990	25-11	36	1-8	2-10-0
1991	38-24	62	5-12	6-76-1
1992	34-17	51	3-10	8-109-1
Totals	99-52	151	9-30	18-195-2

Frank Mindrup



**#74, OG
1996-98**

Named third-team All-American by the American Football Foundation in 1998 ... School record-holder for knockdown blocks in a single-season with 302 in 1997 ... The career record holder

with 642 ... Led the team with 226 knockdowns in 1998.

Orderia Mitchell



**#58, OC
1970-72**

Named second-team A.P. All-American in 1972 ... Also named to the second-team by Gridiron ... Second-team All-American in 1971 by Black Sports ... The "Big O" was also named to the

sophomore All-America team in 1970 while helping the team to a 9-2 regular season.

Beau Morgan



**#12, QB
1994-96**

Named third-team All-American as an all-purpose back by A.P. in 1996 ... Became the first player in NCAA history to rush and pass for over 1,000 yards twice (1995-96) ... WAC Offensive Player of the Year in 1996 ... Finalist

for the Davey O'Brien National Quarterback Award in 1996 ... School-record holder for career rushing touchdowns with 42 ... Finished 10th in the voting for the 1996 Heisman Trophy.


Rushing

Year	Att	Yds	TD	Lg
1994	140	600	5	62
1995	229	1,285	19	55
1996	225	1,494	18	77
Totals	594	3,379	42	77

Passing

Year	C-A	Pct.	Yds	TD-Int
1994	41-89	.461	873	5-2
1995	90-169	.533	1,165	12-7
1996	95-180	.528	1,210	8-6
Totals	226-438	.516	3,248	25-15

Gene Ogilvie



**#70, DE
1970-72**

Third-team UPI All-American in 1971 while helping AFA to the Sugar Bowl ... Team captain of the 1971 team ... Ended his career with 58 total tackles in 1972 while earning second-team UPI All-

America honors.

Year	UT-AT	TT	TFL-Yds
1970	33-17	50	6-34
1971	37-24	61	17-97
1972	27-31	58	7-30
Totals	97-72	169	30-161

Reggie Rembert




**#8, DB
2007-10**

First-team All-American by AFCA ... third-team All-American by A.P. ... first-team all-Mountain West Conference in 2009 and 2010 ... 19 career turnovers (9 INT, 5 FF, 5 FR).

Year	UT-AT	TT	TFL-Yds	int-Yds
2007	14-8	22	0.0-0	0-0
2008	52-14	66	8.5-37	3-23
2009	31-12	43	3.5-15	3-13
2010	32-19	51	2.0-4	3-31
Totals	129-53	182	8-40	9-67

Brad Roberts




#20, FB
2019-22
 College Football Network third-team All-American ... 2022 Mountain West offensive player of the year ... led the nation in rushing in 2022 with Air Force single-season record 1,728 yards ... two-time Mountain West rushing leader (2021-22) ... two-time first-team all-MW selection ... single season (345) and career (707) record holder for carries ... single-season (11) and career (20) holder for 100-yard rushing games.

Rushing


Year	Att	Yds	TD	Lg
2020	64	461	5	44
2021	298	1,352	13	33
2022	345	1,728	17	71
Totals	707	3,541	35	

Joe Rodwell



#54, OC
1961-63
 Helms All-American in 1963 ... Anchored the offensive line that helped the team average 4.6 yards per carry on offense.

Tom Rotello



#45, DB
1983-86
 Named second-team All-American by Football News in 1986 ... Second in AF history in pass interceptions with 17 ... Recorded a school-record eight interceptions in 1985.

Year	UT-AT	TT	TFL-Yds	Int-Yds-TD
1983	--	17	0-0	2-28-0
1984	--	67	1-1	2-89-0
1985	45-23	68	2-6	8-101-2
1986	38-53	91	1-2	5-78-0
Totals	83-76	243	4-9	17-296-2


Anthony Schlegel



#51, ILB
2001-02
 Earned third-team freshman All-American honors by The Sporting News ... First-team all-Mountain West Conference as a sophomore ... Left school to attend Ohio State following his sophomore year ... drafted in the third round of the 2006 NFL draft by the New York Jets.


Year	UT-AT	TT	TFL-Yds
2001	26-22	48	4.0-9
2002	54-64	118	10.0-54
Totals	80-86	146	14.0-63

Dave Schreck



#79, OG
1980-82
 Named third-team All-American by the Associated Press in 1982 ... first-team All-WAC in 1982 ... Academy's first offensive lineman to earn all-WAC honors ... selected as the AFA Athlete of the Year and the WAC Student-Athlete of the Year in 1983.

Mark Simon



#39, P
1984-86
 Earned Scripps-Howard All-America honors in 1985 while leading the nation in punting ... Set the school single-season record for punting average in 1985 with a 47.3 mark ... Averaged 43.7 per punt in 1986 ... A career 44.4 punting average in three seasons is the Academy record ... First-team all-conference in 1985.

Year	#	Yards	Avg.
1984	48	2,023	42.1
1985	53	2,506	47.3
1986	63	2,754	43.7
Totals	164	7,283	44.4

Neal Starkey



#47, DB
1965-67
 Earned third-team A.P. All-America honors in 1967 ... Led the team in punt returns and was second in kickoff returns ... Pre-season All-America honors in 1966 ... Named to the Playboy Magazine All-America team in 1966.

Weston Steelhammer




#8, S
2013-16
 Earned second-team All-American honors by the Associated Press and third-team honors from The Sporting News in 2016 ... The Academy's career leader in interceptions with 18 ... Tied for second in Mountain West

history in career interceptions ... Led the team in tackles in 2015 and 2016 ... Led the team in interceptions three years, 2014-16 ... Finalist for the Lott IMPACT Trophy in 2016 ... Earned East-West Shrine Bowl Pat Tillman Award.

Year	G	U-AT	TT	TFL	Sacks	Int
2013	8	4-3	7	0-0	0-0	0
2014	13	42-19	61	6.0-19	3.0-16	6
2105	14	46-34	80	10.5-33	1.0-9	5
2016	13	47-33	80	4.5-23	1.0-23	7
Total	48	139-89	228	21-75	5.0-48	18

Brock Strom



#75, OT
1956-58
 The Academy's first consensus All-American ... Earned the honor in 1958 while leading Air Force to the Cotton Bowl and an undefeated season (9-0-2) ... Inducted into the GTE Academic All-America Hall of Fame, the first athlete from the Academy inducted.

Scott Thomas



#29, S
1982-85
 Named first-team All-American in 1985 by Kodak, Walter Camp and the Football Writers ... Earned second-team honors from A.P. ... Selected to play in the 1985 Hula Bowl ... Recorded six interceptions in 1985, which is tied for

fourth all-time for a single season ... First-team All-WAC in 1985 ... Recorded a punt return, kickoff return and interception return for touchdowns all in 1985 ... Consensus All-American in 1985 ... Inducted into the Air Force Athletics Hall of Fame in 2011 ... Inducted into the College Football Hall of Fame in 2012, joining Brock Strom and Chad Hennings as the only Air Force players.

Year	UT-AT	TT	TFL-Yds	Int-Yds-TD
1983	--	7	1-1	0-0-0
1984	--	125	2-4	4-20-0
1985	57-32	89	1-2	6-72-1
Totals	57-32	221	4-7	10-92-1

COLLEGE FOOTBALL HALL OF FAME

Four former Falcons have reached the pinnacle of their sport by getting inducted into the College Football Hall of Fame.

Brock Strom, a 1959 Academy graduate, was inducted into the Hall of Fame in 1985. Strom was a consensus All-American in 1958 and the captain of Air Force's only undefeated team in school history. He played an instrumental role in the 1958 team that finished 9-0-2 and played in the Cotton Bowl.

Chad Hennings, a 1988 Academy graduate, was inducted into the Hall of Fame in 2006. A unanimous first-team All-America selection in 1987, Hennings received the Outland Trophy as the nation's top interior lineman. A two-time first-team all-conference selection, he is a member of the Western Athletic Conference all-time team and was named WAC defensive player of the decade for the 1980s. He is a two-time first-team Academic All-American and is also a member of the Academic All-America Hall of Fame. Although he was drafted by the Dallas Cowboys in the 1988 NFL Draft, Hennings fulfilled a four-year military commitment, serving during the first Gulf War. In 1992, he rejoined the Cowboys and embarked on a nine-year NFL career that brought him three Super Bowl titles.

Long-time coach Fisher DeBerry was inducted in 2011, the first year he was eligible to be on the ballot. DeBerry served as head coach at Air Force for a brilliant 23-year career which concluded with his retirement on Dec. 15, 2006. He led 17 of his 23 teams to winning records and 12 captured a bowl bid, posting a 6-6 record. His career record of 169-109-1 is the best in school history in terms of games won and winning percentage. He coached the Falcons to three conference championships. The team won a share of the Western Athletic Conference championship in 1985, his second season, and again in 1995. In 1998, DeBerry guided the team to its first outright title with the WAC Mountain Division championship and a win over Brigham Young in the title game in Las Vegas. He was named WAC Coach of the Year for the third time in his career. The 1998 team's 12-1 record completed the first back-to-back 10-win seasons in school history following a 10-3 campaign the previous year. The 1998 squad finished the season ranked 10th nationally. His Falcons dominated the Commander-in-Chief's Trophy series with archrivals Army and Navy. Air Force won the trophy 14 times and shared it once in DeBerry's tenure. He compiled a remarkable 35-11 record against the Black Knights and Midshipmen and is the winningest coach in service academy history.


Scott Thomas, a 1986 graduate, joined the group as part of the class of 2012. Thomas was a consensus All-American in 1985 while leading the Falcons to a school-best 12-1 record, a No. 5 national ranking and victory over Texas in the Bluebonnet Bowl. He led the team in interceptions with six that season and became just the seventh player in NCAA history at the time to have a kickoff, punt and interception return for a touchdown in the same season.

Former Air Force coach, L.T. "Buck" Shaw was inducted into the Hall of Fame in 1972. Shaw coached the Falcons in 1956 and 1957. Shaw is most known for his seven stellar seasons at Santa Clara, but also coached at North Carolina State, Nevada and California, as well as two stops in the NFL with San Francisco and Philadelphia.

Strom, 1985





Hennings, 2006



DeBerry, 2011



Thomas, 2012



TEAM MOST VALUABLE PLAYER AWARDS

Most Valuable Offensive Player

1959.....Steve Galios, FB
 1960.....Mike Quinlan, HB
 1961.....Rich Mayo, QB
 1962.....Rob McNaughton, QB
 1963.....Terry Isaacson, QB
 1964.....John Lorber, HB
 1965.....Steve Amdor, FB
 1966.....Paul Stein, QB
 1967.....Lloyd Duncan, DB
 1968.....Neal Starkey, DB
 1969.....Dennis Ryll, FB
 1970.....Gary Baxter, QB
 1971.....Ernie Jennings, FL
 1972.....Brian Bream, TB
 1973.....Joel Carlson, TB
 1974.....Rich Haynie, QB
 1975.....Mike Mark, TB/DB
 1976.....Ray Wild, Rover
 1977.....Ken Wood, TB
 1978.....Jack Kucera, LB
 1979.....Dave Ziebart, QB
 1980.....Shelby Ball, TB
 1981.....Johnny Jackson, DB
 1982.....Dave Carraway, DB
 1983.....John Kershner, FB
 1984.....John Kershner, FB
 1985.....Scott Thomas, DB
 1986.....Scott Thomas, DB
 1987.....Tom Rotello, DB
 1988.....Dee Dowis, QB
 1989.....Greg Johnson, HB
 1990.....Randle Gladney, LB
 1991.....Rodney Lewis, FB
 1992.....Jason Jones, FB
 1993.....Vergil Simpson, LB
 1994.....Wayne Young, HB
 1995.....Jeremy Johnson, HB
 1996.....Jake Campbell, HB
 1997.....Tim Curry, DB
 1998.....Jemal Singleton, HB
 1999.....Scotty McKay, HB
 2000.....Ryan Fleming, WR
 2001.....Keith Boyea, QB
 2002.....Leotis Palmer, HB
 2003.....Darnell Stephens, HB
 2004.....Darnell Stephens, HB
 2005.....Jason Brown, WR
 2006.....Chad Hall, HB
 2007.....Shaun Carney, QB*
 2008.....Travis Dekker, TE*
 2009.....Peter Lusk, OG
 2010.....Tim Jefferson, QB
 2011.....Tim Jefferson, QB
 2012.....Cody Getz, RB
 2013.....Michael Husar, Jr., OL
 2014.....Michael Husar, Jr., OL
 2015.....Karson Roberts, QB
 2016.....Jalen Robinette, WR
 2017.....Alex Norton, OL
 2018.....Ronald Cleveland, WR
 2019.....Scott Hattok, OL
 2020.....Parker Ferguson, OL
 2021.....Brad Roberts, FB
 2022.....Haaziq Daniels, QB

Most Valuable Defensive Player

1959.....Dave Phillips, Tackle
 1960.....Sam Hardage, End
 1961.....Bob Brickey, End
 1962.....Ken Needham, Guard
 1963.....Bill Hentges, Guard
 1964.....Dave Sicks, Center
 1965.....Joe O'Gorman, Center
 1966.....Scott Jackson, Guard

1967.....Jim Hogarty, Punter/DE
 1968.....Ken Zagzebski, NG
 1969.....Ken Hamlin, DT
 1970.....Dennis Leuthauser, K/LB
 1971.....Phil Bauman, LB
 1972.....Darryl Haas, LB/P
 1973.....Eugene Ogilvie, DE
 1974.....Jim Morris, LB
 1975.....Terry Young, DT
 1976.....Dave Lawson, LB/K
 1977.....Mark Kenny, Middle Guard
 1978.....Dave Scott, DE
 1979.....Ryan Williams, DT
 1980.....Ryan Williams, DT
 1981.....Mike France, LB
 1982.....Al Wiley, OG
 1983.....Ricard Smith, C
 1984.....Charlie Heath, DE
 1985.....Chris Funk, DT
 1986.....Joe Jose, OG
 1987.....Chris Findall, OT
 1988.....John Steed, NG
 1989.....James Payne, OT
 1990.....Scott Hollister, OT
 1991.....Steve Brennan, NT
 1992.....Steed Lobotzke, OT
 1993.....Chris Baker, NG
 1994.....Chad Mathis, OT
 1995.....Johnny Harrison, LB
 1996.....Bret Cillissen, OT
 1997.....Chris Gizzi, LB
 1998.....Bryce Fisher, DT
 1999.....Shawn Thomas, DT
 2000.....Ben Miller, OT
 2001.....Ben Miller, OT
 2002.....Brett Huyser, OG
 2003.....Brett Huyser, OG
 2004.....Ross Weaver, OT
 2005.....Ross Weaver, OT
 2006.....Drew Fowler, LB
 2007.....Drew Fowler, LB
 2008.....Jake Paulson, DE
 2009.....Chris Thomas, DB
 2010.....Rick Ricketts, DL
 2011.....Brady Amack, LB
 2012.....Brian Lindsay, DB
 2013.....Christian Spears, DB
 2014.....Jordan Pierce, LB
 2015.....Weston Steelhammer, DB
 2016.....Ryan Watson, DL
 2017.....Jack Flor, LB
 2018.....Moses Fifta, DL
 2019.....Kyle Johnson, ILB
 2020.....Elisha Palm, DB
 2021.....Tre Bugg III, DB
 2022.....Vince Sanford, OLB

Note: The MVP award didn't start until 1963. Special teams MVP started in 1999.

* - The awards changed names from 2007 to the present.

Most Valuable Player

1963.....Skinner Simpson, End
 1964.....Terry Isaacson, QB
 1965.....Steve Amdor, FB
 1966.....Paul Stein, QB
 1967.....Lloyd Duncan, DB
 1968.....Neal Starkey, DB
 1969.....Dick Swanson, OB
 1970.....Dennis Leuthauser, P/LB
 1971.....Ernie Jennings, FL
 1972.....Darryl Haas, P/LB
 1973.....Orderia Mitchell, C
 1974.....Jim Morris, LB

1975.....Rob Farr, SE
 1976.....Ray Wild, Rover
 1977.....Mark Kenny, NG
 1978.....Jack Kucera, LB
 1979.....Tom Foertsch, LB
 1980.....Dave Ziebart, QB
 1981.....Johnny Jackson, Safety
 1982.....Marty Louthan, QB
 1983.....Marty Louthan, QB
 1984.....Bart Weiss, QB
 1985.....Bart Weiss, QB
 1986.....Pat Evans, FB
 1987.....Chad Hennings, DT
 1988.....Anthony Roberson, HB
 1989.....Dee Dowis, QB
 1990.....Brian Hill, LB
 1991.....Rob Perez, QB
 1992.....Carlton McDonald, DB
 1993.....Chris MacInnis, P/PK
 1994.....Johnny Harrison, LB
 1995.....Beau Morgan, QB
 1996.....Beau Morgan, QB
 1997.....Chris Gizzi, LB
 1998.....Blane Morgan, QB
 1999.....Scotty McKay, HB
 2000.....Mike Thiessen, QB
 2001.....Keith Boyea, QB
 2002.....Chance Harridge, QB
 2003.....Marchello Graddy, ILB
 2004.....John Rudzinski, ILB
 2005.....Jason Brown, WR
 2006.....Drew Fowler, LB
 2007.....Chad Hall, WR-Z/TB
 2008.....Chris Thomas, SS
 2009.....Ben Garland, NG
 2010.....Reggie Rembert, DB
 2011.....Jon Davis, DB
 2012.....Alex Means, LB
 2013.....Anthony LaCoste, RB
 2014.....Kale Pearson, QB
 2015.....Alex Hansen, DL
 2016.....Weston Steelhammer, DB
 2017.....Grant Ross, LB
 2018.....Jeremy Fejedelem, DB
 2019.....Moses Fifta, DL
 2020.....Nolan Laufenberg, OL
 2021.....Jordan Jackson, DL
 2022.....Brad Roberts, FB

Most Valuable Lineman/Special Teams

1999.....Jackson Whiting, PK
 2000.....Dave Adams, PK
 2001.....Justin Pendry, DT
 2002.....Joey Ashcroft, PK
 2003.....Andrew Martin, P
 2004.....Michael Greenaway, PK
 2005.....Mark Carlson, DB
 2006.....Hunter Altman, Safety
 2007.....John Rabold, OLB
 2008.....Ryan Harrison, PK/P
 2009.....Brandon Geyer, P
 2010.....A.J. Wallerstein, OL
 2011.....A.J. Wallerstein, OL
 2012.....Jason Kons, OL
 2013.....Will Conant, PK
 2014.....Will Conant, PK
 2015.....Luke Strebel, PK/P
 2016.....Luke Strebel, PK/P
 2017.....Luke Strebel, PK
 2018.....Griffin Landrum, OL
 2019.....Jake Koehnke, PK
 2020.....George Silvanic, DL
 2021.....Hawk Wimmer, OL
 2022.....Christopher Herrera, DL

MAJOR AWARD WINNERS

NCAA Post Graduate Scholarship

1964-65	Ed Fausti
1966-67	Jim Hogarty
1967-68	Ken Zagzebski
1968-69	Richard Rivers
1968-69	Charles Longnecker
1969-70	Al Wurglitz
1970-71	Ernie Jennings
1970-71	Bob Parker
1971-72	Darryl Haas
1972-73	Mark Prill
1974-75	Joe Debes
1983-84	Jeff Kubiak
1985-86	Derek Brown
1987-88	Chad Hennings
1988-89	David Hlatky
1989-90	Steve Wilson
1990-91	Chris Howard
1991-92	Ron James
1992-93	Scott Hufford
1994-95	Preston McConnell
1995-96	Bret Cillessen
1996-97	Carlton Hendrix
1998-99	Charles "Spanky" Gilliam
1999-00	Cale Bonds
2000-01	Scott Becker

CFA Scholar-Athlete Award

1992	Grant Johnson
1994	Saxon Yandell
1995	Bret Cillessen

National Football Foundation College Hall of Fame Scholarship

1969-70	Charles Longnecker
1970-71	Bob Parker
1971-72	Darryl Haas
1972-73	Bob Homburg
1978-79	Tom Foertsch
1979-80	Jim Tubbs
1981-82	Mike France
1982-83	Dave Schreck
1983-84	Jeff Kubiak
1984-85	Derek Brown
1088-89	David Hlatky
1990-91	Chris Howard
2000-01	Scott Becker

Rhodes Scholarship

1962	Bob Baxter
1965	Bart Holaday
1970	Al Wurglitz
1990	Chris Howard

Academy Wing Commanders

(Highest Ranking Cadet)	
1964	James Ingram (fall) T. Allan McArtor (spring)
1965	Bart Holaday
1967	Richard Cathcart
1971	Virgil Staponski
1989	Scott Salmon
2006	Andy Gray
2016	Kristov George

Academic All-America Hall of Fame

1991	Brock Strom
1994	Rich Mayo
1999	Chad Hennings
2003	Chris Howard

Outland Trophy

1987	Chad Hennings
------	---------------

Vincent dePaul Draddy Fellowship

1990	Chris Howard
------	--------------

Air Force Male Athlete of the Year

1959	Brock Strom
1961	Rich Mayo
1963	Skinner Simpson
1964	Terry Isaacson
1968	Neal Starkey
1969	Ken Hamlin
1970	Dennis Leuthauser
1971	Ernie Jennings
1973	Orderia Mitchell
1976	Dave Lawson
1977	T.G. Parker
1979	Tom Foertsch
1980	Dave Ziebart
1982	Johnny Jackson
1983	Dave Schreck
1984	Marty Louthan
1985	Chris Funk
1986	Bart Weiss
1987	Terry Maki
1988	Chad Hennings
1990	Dee Dowis
1991	Brian Hill
1992	Rob Perez
1993	Carlton McDonald
1994	Chris MacInnis
1995	Johnny Harrison
1997	Beau Morgan
1998	Chris Gizzi
1999	Blane Morgan
2001	Mike Thiessen
2007	Chad Hall
2016	Weston Steelhammer
2020	Parker Ferguson

Conference Special Teams

Player of the Year	
1993	Chris MacInnis, PK
2014	Will Conant, PK

Conference Offensive

Player of the Year	
1985	Bart Weiss, QB
1989	Dee Dowis, QB
1996	Beau Morgan, QB (Pacific Division)
1998	Blane Morgan, QB (Mtn Division)
2000	Mike Thiessen, QB
2007	Chad Hall, WR/RB

Conference Defensive

Player of the Year	
1984	Chris Funk, DT
1987	Chad Hennings, DT
1991	Carlton McDonald, DB
1992	Carlton McDonald, DB
1996	Chris Gizzi, ILB (Pacific Division)
1997	Chris Gizzi, ILB (Pacific Division)
1998	Bryce Fisher, DT (Mtn Division)

Conference Coach of the Year

1985	Fisher DeBerry
1995	Fisher DeBerry
1998	Fisher DeBerry (Mtn Division)
2007	Troy Calhoun

Conference Freshman of the Year

2008	Tim Jefferson, QB
------	-------------------

NFLPA Service Academy

Player of the Year	
2010	Reggie Rembert

Defender of the Nation Award

2019	Kyle Johnson
------	--------------

AFCA Good Works Team

2019	Isaiah Sanders
------	----------------

HEISMAN TROPHY

Year		Finish
1963	Terry Isaacson	8th
<i>Winner: Roger Staubach, Navy</i>		
1970	Ernie Jennings	8th
<i>Winner: Jim Plunkett, Stanford</i>		
1989	Dee Dowis	6th
<i>Winner: Andre Ware, Houston</i>		
1996	Beau Morgan	10th
<i>Winner: Danny Wuerffel, Florida</i>		

Witten Collegiate Man of the Year Award

2019	Isaiah Sanders, finalist
------	--------------------------

Air Force Athletic Leadership Award

1961	Bob Brickey
1964	Darryl Bloodworth
1970	Gary Baxter
1973	Mark Prill
1975	Mike Mark
1977	Dave Reiner
1979	Steve Hoog
1982	Mike France
1983	Richard Smith
1995	Steve Russ
1999	Tim Curry
2001	Scotty McKay
2004	John Rudzinski
2009	Nick Charles
2015	Alex Hansen
2019	Isaiah Sanders

Air Force Scholar-Athlete Award

1965	Bart Holaday
1968	Carl Janssen
1970	Al Wurglitz
1973	Bob Homburg
1984	Jeff Kubiak
1993	Grant Johnson
2000	Cale Bonds
2012	AJ Wallerstein
2019	Kyle Johnson

Air Force Athletic Excellence Award

1959	Larry Thompson
1960	John Kuenzel
1961	Mike Quinlan
1963	Wilson Parma
1964	Parke Hinman
1965	John Puster
1967	Jim Hogarty
1969	Barry Cline
1971	Ernie Jennings
1972	Darryl Haas
1985	Tom Coleman
1986	Scott Thomas
1989	David Hlatky
1999	Bryce Fisher
2010	Reggie Rembert
2020	Nolan Laufenberg

Air Force Athletic Achievement Award

2014	Kale Pearson
2022	Brad Roberts

East-West Shrine Bowl Pat Tillman Award

2016	Weston Steelhammer
------	--------------------

Football Team Captain(s)

- 1955 Brock Strom, John White
- 1956 Charles Zaleski, Larry Thomson
- 1957 Brock Strom, Charles Zaleski
- 1958 Brock Strom
- 1959 Howard Bronson
- 1960 Mike Quinlan
- 1961 Bob McDonough
- 1962 Skinner Simpson
- 1963 Terry Isaacson, Todd Jagerson
- 1964 Wendell Harkleroad, Dick Czarnota
- 1965 Paul Stein
- 1966 Lloyd Duncan, Scott Jackson
- 1967 Neal Starkey
- 1968 Dick Swanson
- 1969 Gary Baxter, Ed Epping
- 1970 Cyd Maattala, Virgil Staponski
- 1971 Brian Bream, John Greenlaw
- 1972 Orderia Mitchell, Gene Ogilvie
- 1973 Rich Haynie, Jim Morris
- 1974 Larry Fariss, Terry Young
- 1975 Chris Milodragovich, Randy Spetman
- 1976 Mark Kenny, Ken Wood
- 1977 Jack Kucera, Jim Weidmann
- 1978 Tom Foertsch, Steve Hoog
- 1979 Randy Williams, Dave Ziebart
- 1980 Mike Bloomfield, Scott Schafer
- 1981 Ed Antoine, Mike France
- 1982 Johnny Jackson
- 1983-88 All Seniors
- 1989 Dee Dowis, Lance McDowell, Scott Hollister, Randall Gladney, Tom Kafka
- 1990 Lane Beene, Brian Hill, Rodney Lewis, J.T. Tokish
- 1991 Rob Perez, Joe Wood, Shanon Yates
- 1992 Chris Baker, Jarvis Baker, Carlton McDonald
- 1993 Mike Black, Scott Teigen, Wayne Young
- 1994 Game Captains
- 1995 Game Captains
- 1996 Chris Gizzi, Lee Guthrie, Beau Morgan
- 1997 Chris Gizzi, Jemal Singleton, Jeff Mohr
- 1998 Blane Morgan, Jemal Singleton, Tim Curry, Jason Sanderson
- 1999 Game Captains
- 2000 Nate Beard, Matt Pommer, Mike Thiessen, Ben Miller
- 2001 Keith Boyea, Ben Miller, Zach Johnson
- 2002 Bryan Blew, Leotis Palmer, Tom Heier, Jeff Overstreet, Trevor Hightower, Anthony Schlegel
- 2003 Jeff Overstreet, Trevor Hightower, Joe Schieffer, Chance Harridge, Brett Huyser, Monty Coleman, John Rudzinski
- 2004 Adam Cole, Dan Shaffer, Ryan Carter, John Rudzinski, Alec Messerall
- 2005 Russ Mitscherling, Ross Weaver, Jon Wilson

College All-Star Games

COLLEGE ALL-STAR GAME (Chicago, Ill.) -- Ed Epping (DT), 1970; Dennis Leuthauser (MG-K), 1970; Ernie Jennings (FLK), 1971

EAST-WEST SHRINE (Palo Alto, Calif.) -- Rich Mayo (QB), 1960; Paul Stein (QB), 1965; Lloyd Duncan (DHB), 1966; Neal Starkey (DHB), 1967; Bob Farr (SE), 1974; Sean Pavlich (K), 1983; Ben Martin (1966, 1967 coach & 1974 head coach); Buck Shaw (coach), 1958; Chad Hennings (DT), 1987; J.T. Tokish (ILB), 1990; Steed Lobotzke (OL), 1991; Carlton McDonald (CB), 1992; Steve Russ (ILB), 1994; Chris Gizzi (ILB), 1997; Bryce Fisher (DT), 1998; David Hildebrand (OL), 2000; Zach Johnson (NG), 2001; Wes Crawley (DB), 2002; Brett Huyser (OL), 2003; John Rudzinski (LB), 2004; (Houston, Texas) Robert Kraay (OL), 2006; Drew Fowler (ILB), 2007; Chris Thomas (DB), 2009; Jason Kons (OL), 2012; Anthony LaCoste (RB), 2013; Weston Steelhammer (DB), 2016; Jalen Robinette (WR), 2016.

NORTH-SOUTH SHRINE (Miami, Fla. - Pontiac, Mich.) -- Gary Baxter (QB), 1969; Dennis Leuthauser (MG-K), 1969; George Rayl, C, 1969; Gene Ogilvie (DE), 1972; Ben Martin (coach), 1976

COACHES' ALL-AMERICA (Lubbock, Texas) -- Dennis Leuthauser (MG-K), 1970; Ernie Jennings (FLK), 1971

AMERICAN BOWL (Tampa, Fla.) -- Sam Hardage (WR), 1960; Dick Swanson (OT), 1968; Gary Baxter (RB), 1969; George Rayl (C), 1969

BLUE-GRAY (Montgomery, Ala.) -- Ben Martin (head coach), 1959; Bill Manning (FLK), 1965; Ken Hamlin (OT), 1968; Charlie Longnecker (SE), 1969; Steve Russ (ILB), 1994; Beau Morgan (QB), 1996; Alex Pupich (OLB), 1996; Steve Fernandez (OLB), 1997; Frank Staine-Pyne (DB), 1997; Matt Farmer (WR), 1999; Ryan Fleming (WR), 2001

SENIOR BOWL (MOBILE, ALA.) -- Jalen Robinette (WR), 2016; Jordan Jackson (DL), 2021

HULA BOWL (Honolulu, Hawaii) -- Terry Isaacson (QB), 1964; Joe Rodwell (C), 1964; Ken Hamlin (OT), 1969; Orderia Mitchell (C), 1973; Jim Morris (LB), 1974; Dave Lawson (LB-K), 1976; Ryan Williams (DT), 1980; Johnny Jackson (SAF), 1981; Dave Schreck (OG), 1982;

John Kershner (HB), 1983; Chris Funk (DT), 1984; Mike Brown (HB), 1984; Scott Thomas (SAF), 1985; John Ziegler (DT), 1985; Terry Maki (LB), 1986; Tom Rotello (CB), 1986; Dave Hlatky (OG), 1988; Dee Dowis (QB), 1989; Shanon Yates (FAL), 1991; Carlton McDonald (CB), 1992; Johnny Harrison (OLB), 1994; Beau Morgan (QB), 1996; Cameron Curry (DT), 1996; Chris Gizzi (ILB), 1997; Tim Curry (DB), 1998; Bryce Fisher (DT), 1998; Frank Mindrup (OL), 1998; Matt Farmer (WR), 1999; Corey Nelson (OLB), 2000; Ben Miller (OL), 2001; Leotis Palmer (HB), 2002; Alec Messerall (WR), 2004; Jason Brown (WR), 2005; Ross Weaver (OL), 2005; Gilberto Perez (DE), 2006; John Rabold (OLB), 2007; Mosesef Fifita (DL), 2019; Parker Ferguson (OL), 2020; Milton Bugg III (DB), 2021

COPPER BOWL (Phoenix, Ariz.) -- Daniel Johnson (OG), 1959; George Pupich (K), 1959; Monte Moorberg (FB), 1960; Mike Quinlan (HB), 1960

JAPAN BOWL (Tokyo-Yokohama, Japan) -- Steve Hoog (FLK), 1979; Tom Schluckebier (DT), 1981; John Kershner (OHB), 1983; Sean Pavlich (K), 1983; Chris Funk (DT), 1984; Dwan Wilson, (CB), 1985; Chad Hennings (DT), 1987; Randle Gladney (LB), 1989; Brian Hill (ILB), 1990; Joe Wood (K), 1991; Carlton McDonald (CB), 1992

ALL-AMERICAN BOWL (Tucson, Ariz.) -- Sam Hardage (OE), 1960; Mike Quinlan (HB), 1960

GRIDIRON CLASSIC (Orlando, Fla.) -- Craig Thorstenson (ILB), 1999; Mike Thiessen (QB), 2000

COLLEGE ALL-STAR GAME (Montgomery, Ala.) -- Alex Means (OLB), 2012

MEDAL OF HONOR SENIOR GAME (Charleston, S.C.) -- Will Conant (PK), 2014

NFL-PA All-Star Game (Pasadena, CA) -- Austin Cutting (LS), 2018; Scott Hattok (OL), 2019

TROPICAL BOWL (ORLANDO, FL) -- Isaac Cochran (OL), 2022

- 2006 Shaun Carney, Curtis Grantham, Gilberto Perez, Chris Sutton
- 2007-13 Game Captains
- 2014 Kale Pearson, Christian Spears, Michael Husar, Jr., Joey Nichol
- 2015 Alex Hansen, A.J. Ruechel, Connor Healy
- 2016 Weston Steelhammer, Jacobi Owens, Nate Romine, Patrick Healy
- 2017 Alex Norton, Grant Ross, Luke Strebel, Santo Coppola
- 2018 Griffin Landrum, Marcus Bennett, Micah Capra

- 2019 Kyle Johnson, Scott Hattok, Jeremy Fejedelem, Donald Hammond III, Jordan Jackson, Mosesef Fifita
- 2020 Game Captains
- 2021 Demonte Meeks, Jordan Jackson, Milton Bugg III, Corvan Taylor
- 2022 Brad Roberts, Isaac Cochran, Haaziq Daniels, TD Blackmon, Vince Sanford

ACADEMIC

1980- Mike Bloomfield, LB; Kevin Ewing, DB; Mike France, LB; Rob Renaud, LB

1981- Kevin Ewing, LB; Mike France, LB; Dave Schreck, OG; Jeff Kubiak, P

1982- No team selected

1983- No team selected

1984- Mark Melcher, OG; Larry Nicklas, NG; John Ziegler, DT; Dick Clark, LB

1985- No team selected

1986- Jim Tomallo, QB; Chad Hennings, DT

1987- David Hlatky, OG; Rob Krause, OB; Tim Kosmatka, OB; Chad Hennings, DL; Derick Larson, LB; Scott Salmon, DB

1988- David Hlatky, OG; James Hecker, DB; Scott Salmon, DB; Tim Kosmatka, FB; J.T. Tokish, LB; Terry Walker, LB

1989- Chris Howard, HB; J.T. Tokish, LB; Steve Wilson, OG; Paul Walski, C

1990- Chris Howard, HB; Lee Jones, TE; Paul Walski, C; J.T. Tokish, ILB

1991- Ron James, OG; Steed Lobotzke, OT; David Mott, TE; Scott Hufford, WR; Grant Johnson, ILB; Vergil Simpson, OLB; Peter Wilkie, TE

1992- Grant Johnson, LB; Scott Hufford, WR; Tom Thomsen, WR; Curtis Sutton, DT

1993- Parks Hughes, HB; Gil Sanders, FS; Preston McConnell, QB; Steve Russ, ILB; Curtis Sutton, DT

1994- Antoin Alexander, DB; Bret Cillessen, OG; Carlton Hendrix, OT; Parks Hughes, HB; Preston McConnell, QB; Gil Sanders, DB; Brandon Wilkerson, FB; Steve Russ, ILB

1995- Parks Hughes, HB; Bret Cillessen, OG; Brandon Wilkerson, FB; Lee Guthrie, LB; Carlton Hendrix, OG

1996- Marcus Alexander, WR; Tim Curry, DB; Carlton Hendrix, OG; Lee Guthrie, LB; Dallas Thompson, K; Dustin Tyner, WR

1997- Cale Bonds, QB; Mike Barron, WR; Sean Finnan, OLB; Jeff Parr, OT; Mike Roberts, OT

1998- Scott Becker, FB; Andy Malin, TE; Mike Roberts, OL; David Adams, K; Cale Bonds, QB; Mike Barron, WR

1999- David Adams, PK; Kyle Allen, DT; Scott Becker, FB; Cale Bonds, QB; Doug Charters, OT; Casey Cortese, WR; Kurt Duffy, DB; Ryan Finnan, LB; Bert Giovannetti, HB; Dustin Ireland, WR; Andy Malin, TE; Matt McCraney, LB; Luke Porisch, OL; Rob Reinebach, OL; Mike Roberts, OL; Brandon Sokora, DT; Dallas Thompson, PK; Paul Townsend, OL

2000- Dave Adams, PK; Kyle Allen, DT; Scott Becker, FB; Kurt Duffy, DB; Ryan Finnan, LB; Bert Giovannetti, HB; Dustin Ireland, WR; Matt Mai, OC; Andy Malin, TE; Luke Porisch, OT; Joseph Pugh, OG; Kevin Runyon, LB; Dallas Thompson, PK

2001- Joey Ashcroft, PK; Jimmy Burns, FB; Tom Heier, HB; Matt Mai, C; Matt McCraney, OLB; Scott Meyer, OL; Blane Neufeld, OL; Joe Pugh, OL; Kevin Runyon, TE

2002- Joey Ashcroft, PK; Bryan Blew, QB; Tom Heier, HB; Scott Meyer, OL; Blane Neufeld, OL; John Rudzinski, ILB; Wayne Southam, OL; Adam Strecker, TE; John Welsh, P

2003- Blane Neufeld, OL; John Rudzinski, LB; Adam Strecker, TE; Andrew Martin, P; Joe Schieffer, HB; John Schwartz, TE; Jesse Underbakke, OL; Tyler Hess, DB; Grant Mallory, DB; Denny Poland, DB

2004- Ryan Carter, DL; John Rudzinski, LB; Brian Jarratt, OL; Denny Poland, DB; Chris Sutton, DB

2005- Erik Anderson, DL; Pat Edwards, OL; Donny Heaton, P; Greg Kirkwood, WR; Denny Poland, DB; Chris Huckins, DB; Brad Meissen, DB; Vic Thompson, WR; Josh Clayton, DL; Garrett Rybak, DB; Bob Scott, OL

2006- Chris Huckins, DB; Brad Meissen, DB; Zach Sasser, PK/P; Beau Suder, HB; Chris Sutton, DB; Vic Thompson, WR; Josh Clayton, DL; Travis Dekker, TE; Scott Peeples, FB; Garrett Rybak, DB; Josh Loomis, WR; Jared Marvin, DL; Nick Charles, OL

2007- Josh Clayton, DL; Travis Dekker, TE; Scott Peeples, FB; Garrett Rybak, CB; Jared Marvin, NG; Luke Yeager, DB; Nick Charles, OL

2008- Travis Dekker, TE; Jared Marvin, NG; Clay Bryant, ILB; Nick Charles, OG; Chris Thomas, SS; Kevin Fogler, WR; Kyle Halderman, WR

2009- Nick Charles, OL; Ben Garland, NG; Justin Moore, LB; Chris Thomas, DB; Keil Bartholomew, P; Kyle Halderman, WR; Kevin Fogler, WR; Tyler Schonscheck, OL; Nathan Walker, FB; Jeffrey Benson, OL; Josh Hall, DB; A.J. Wallerstein, OL; Wale Lawal, LB

2010- Keil Bartholomew, P; Zach Bell, PK; Kevin Fogler, WR; Kyle Halderman, WR; Tyler Schonscheck, OL; Nathan Walker, FB; Jeffrey Benson, OL; Josh Hall, DB; Daniel Pickett, TE; A.J. Wallerstein, OL; Austin Brieihl, TE; Jordan Eason, OL; Wale Lawal, LB

2011- Jeff Benson, OL; Asher Clark, RB; Jordan Eason, OL; Josh Hall, DB; Broam Hart, FB; Ty MacArthur, RB; Erik Soderberg, PK; Daniel Vinson, DL; A.J. Wallerstein, OL

2012- Jordan Eason, OL; Chris Jordan, WR; Moshood Adeniji, OL; Briceton Cannada, PK; Ty MacArthur, WR; Miles Fisher, LB; Christian Gann, WR; Reggie Barnes, LB; Alex Hansen, DE.

2013- Dillon Beschel, DL; Briceton Cannada, SPC; Miles Fisher, LB; Kristov George, LB; Alex Hansen, DL; Ross Lovett, OL; Karson Roberts, QB; Andrew Ruechel, OL; Troy Timmerman, DL; Ryan Watson, DL.

2014- Claude Alexander III, LB; Cody Apfel, WR; Luke Brantley, OL; Alex Hansen, DL; David Jones, OL; Jacob Onyechi, LB; A.J. Ruechel, OL; Troy Timmerman, DL.

2015- Claude Alexander III, LB; Cody Apfel, WR; Samuel Byers, DL; Allen Caunitz, OL; Andrew Gikas, LS; Alex Hansen, DL; Jacob Onyechi, LB; Sevrin Remmo, OL; Karson Roberts, QB; A.J. Ruechel, OL; Luke Strelbel, PK/P.

2016- Claude Alexander III, LB; Brody Bagnall, LB; Ryan Beveridge, OL; Samuel Byers, DL; Allen Caunitz, OL; Kellen Cleveland, DL; Andrew Gikas, LS; Griffin Landrum, OL; Ernest McQuade, OL; Cody Moorhead, DL; Jacob Onyechi, LB; Josh Self, TE; Luke Strelbel, PK.

2017- Garrett Amy, WR; Ryan Beveridge, OL; Ross Connors, DB; Blake Dailey, LB; Jeremy Fejedelem, DB; Kyle Johnson, LB; Griffin Landrum; Ernest McQuade, OL; Wolfgang Rehbock; Luke Strelbel, PK.

2018- Garrett Amy, WR; Ross Connors, DB; Blake Dailey, FB; Danny Highland, DL; R.J. Jackson, LB; Garrett Kauppila, DB; Griffin Landrum, OL; Jeremy Fejedelem, DB; Kyle Johnson, LB; Christopher Mitchell, OL; Isaiah Sanders, QB; Connor Vikupitz, OL; Grant Donaldson, LB; Nolan Laufenberg, OL; Demonte Meeks, LB; Elijah Palm, DB; Elisha Palm, DB; Ben Peterson, WR

2019- Jeremy Fejedelem, DB; Rhett Harms, TE; Kyle Johnson, ILB; Dane Kinamon, WR; Nolan Laufenberg, OL; Demonte Meeks, ILB; Christopher Mitchell; Nicholas Noyen, OL; Elisha Palm, DB; Ben Peterson, WR; Michael Purcell, DL; Isaiah Sanders, QB; Mike Schmidt, QB; Corvan Taylor, DB; Connor Vikupitz, OL, Garrett Kauppila, DB.

2020- Matthew Anderson, LB; Rhett Harms, TE; Nolan Laufenberg, OL; Nicholas Noyen, OL; Elisha Palm, DB; Ben Peterson, WR; Michael Purcell, DL; Ryan Booth, OL; Ethan Erickson, DB; Kenny Ngaima, NG; Tevye Schuettpeiz-Rohl, PK; Corvan Taylor, DB; Conner Carey, WR; Josh McConnell, WR; Jason Medeiros, OL; Ethan Schofield, OL; Jace Waters, OLB; Charles Bein, P; Caden Blum, TE; James Bryant, TE; Gaetan Louissint, DB; Ayden McCollough, OL; Wesley Ndago, OL; Samuel Petersen, DL; Nasir Rashid, ILB; Caleb Rillos, TE; Jose Rodriguez, P; Chris Thibodeaux, FB; Cannon Turner, QB; Curtis Young, ILB; Johnathan Youngblood, ILB.

ALL-CONFERENCE

2021 - Ryan Booth, OL; Ethan Erickson, DB; Kenny Ngaima, NG; Corvan Taylor, DB; Ethan Jackman, OL; Dane Kinamon, WR; Bo Richter, ILB; Caden Blum, TE; Adam Karas, OL; Caleb Rillos, TE; Carson Bay, P; Matthew Dapore, PK; Demonte Meeks, ILB.

2022 - Conner Carey, DB; Ethan Jackman, OL; Dane Kinamon, WR; Bo Richter, LB; Caden Blum, DL; James Bryant, TE; Owen Burk, FB; Adam Karas, OL; Caleb Rillos, TE; Carson Bay, P; Matthew Dapore, PK; Jerome Galliard, DB

ATHLETIC

First Team

1981- John Jackson, DB

1982- John Kershner, FB; Sean Pavlich, K; Dave Schreck, OG

1983- John Kershner, FB; Scott Wachenheim, OL; Sean Pavlich, K; Chris Funk, DT; Greg Zolinger, DB

1984- Chris Funk, DT

1985- Scott Thomas, S; Tom Rotello, CB; John Ziegler, DT; Terry Maki, LB; Kraig Evenson, OT; Bart Weiss, QB; Mark Simon, P

1986- Chris Findall, OT; Chad Hennings, DT; Terry Maki, LB; Tom Rotello, DB; Mark Simon, P

1987- Roy Garcia, OG; Chad Hennings, DT; Rip Burgwald, LB

1988- Kevin Bell, OG

1989 - Dee Dowis, QB; Randle Gladney, LB; Greg Johnson, HB; Eric Faison, DB; Scott Hollister, OT

1990- Joe Wood, PK; J.T. Tokish, ILB

1991- Jason Jones, FB; Steed Lobotzke, OT; Jason Christ, P; Vergil Simpson, OLB; Carlton McDonald, DB

1992- Vergil Simpson, LB; Carlton McDonald, CB

1993- Chris MacInnis, PK; Chad Mathis, OT

1994- Bret Cillessen, OG; Johnny Harrison, OLB

1995- Beau Morgan, QB; Bret Cillessen, OG; Brian McCray, OLB

1996- Beau Morgan, QB; Chris Gizzi, LB; Carlton Hendrix, OG; Cameron Curry, DT

1997- Frank Mindrup, OG; Chris Gizzi, ILB; Tim Curry, Special Teams

1998- James Norman, OL; Blane Morgan, QB; Bryce Fisher, DT; Tim Curry, DB; Craig Thorstensen, ILB

1999- Jackson Whiting, PK; James Norman, OL

2000 - Mike Thiessen, QB; Ryan Fleming, WR; David Hildebrand, OG

2002 - Joey Ashcroft, PK; Wes Crawley, DB; Anthony Schlegel, ILB

2003 - Marchello Graddy, ILB

2006 - Drew Fowler, ILB

2007- Chad Hall, WR/RB; Blaine Guenther, OC; John Rabold, OLB; Carson Bird, CB

2008- Jake Paulson, DE

2009- Reggie Rembert, DB

2010 - Reggie Rembert, DB

2011 - Jon Davis, DB; A.J. Wallerstein, OL; Parker Herrington, PK

2014 - Will Conant, PK; Michael Husar, Jr., OL; Weston Steelhammer, DB.

2015 - Alex Hansen, DL; Sevrin Remmo, OL; Weston Steelhammer, DB; Roland Ladipo, DB.

2016 - Weston Steelhammer, DB; Ryan Watson, DL.

2019 - Scott Hattok, OL; Mosese Fifita, DL; Nolan Laufenberg, OL.

2020 - Parker Ferguson, OL; Nolan Laufenberg, OL.

2021 - Brad Roberts, FB; Hawk Wimmer, OL

2022 - Brad Roberts, FB; Isaac Cochran, OL.

Second Team

1980- Bruce Brown, OG; Tom Schluckebier, DT

1981- Mike France, LB; Sean Pavlich, K; Tom Schluckebier, DT

1982- Chris Funk, DT; Jeff Kubiak, P; Marty Louthan, QB

1983- Marty Louthan, QB; Mike Brown, RB; Don Oberdieck, C; Mark Melcher, OG; Mike Kirby, WR; Charlie Heath, DE

1984- Jody Simmons, HB; Don Oberdieck, C; Mark Melcher, OG; Fred Buttrell, OG; Larry Nicklas, NG; Terry Maki, LB; Scott Thomas, S; Mark Simon, P

1985- Rusty Wilson, C; Ken Carpenter, WR; Hugh Brennan, TE; Chad Hennings, DT; Mike Chandler, LB; A.J. Scott, FAL

1986- Pat Evans, FB; Steve Spewock, DT; Tom Rotello, KOR/PR

1987- Blake Gettys, OC; Dee Dowis, QB; Anthony Roberson, RB; John Steed, NG

1988- David Hlatky, OG; Greg Johnson, HB; Andrew Smith, FB; Randle Gladney, OLB

1989- Paul Walski, C; Rodney Lewis, FB

1990- Steed Lobotzke, OT; Rodney Lewis, FB; Steve Brennan, NG; Brian Hill, ILB; Shanon Yates, DB; Jason Christ, P

1991- Joe Wood, K; Kette Dornbusch, ILB; Shanon Yates, DB

1992- Jim Remsey, OT; Chris Baker, DT; Eldrick Hill, DB

1993- Mike Black, ILB; Johnny Harrison, OLB; Brian Watkins, SC

1994- Erik Davis, DT; Steve Russ, ILB; Brian Watkins, SC; LeRon Hudgins, FAL

1995- Cameron Curry, DT, LeRon Hudgins, FAL; Kelvin King, SC

1996- Mike Zeman, OC; Chris Schweighardt, NG; Alex Pupich, OLB; Frank Staine-Pyne, CB

1997- Chuck Parks, OG; Blane Morgan, QB; Bryce Fisher, DT; Steve Fernandez, OLB; Tim Curry, DB; Frank Staine-Pyne, DB

1998- Matt Farmer, WR; Frank Mindrup, OL; Mike Roberts, OL; Tim Curry, ST

1999- Ken Chandler, TE; Shawn Thomas, DT

2000- Dave Adams, PK; Matt Dayoc, OC; C.J. Zanotti, ILB

2001 - Ben Miller, OL; Zach Johnson, DL

2002 - Chance Harridge, QB; Jesse Underbakke, OL

2003 - Brett Waller, OL; Brett Huyser, OL

2004 - Jon Wilson, OL

2005 - Jon Wilson, OL

2006 - Chad Hall, HB; Robert Kraay, OL

2007- Nick Charles, OL; Drew Fowler, ILB

2008- Nick Charles, OL; Ryan Harrison, PK; Chris Thomas, SS

2009- Nick Charles, OL; Peter Lusk, OL; Jared Tew, FB; Erik Soderberg, PK; Ben Garland, NG; Anthony Wright, DB

2010 - Asher Clark, RB; Rick Ricketts, DL; Chase Darden, OL; A.J. Wallerstein, OL

2011 - Asher Clark, RB; Brady Amack, LB; Anthony Wright, DB

2012 - Jordan Eason, OL; Alex Means, OLB

2014 - Alex Hansen, DL; Jordan Pierce, ILB

2015 - A.J. Ruechel, OL.

2016 - Jalen Robinette, WR; Brodie Hicks, DB; Luke Strebel, PK.

2017 - Alex Norton, OL

2018 - Griffin Landrum, OL; Jordan Jackson, DL

2019 - Connor Vikupitz, OL; Kyle Johnson, ILB; Demonte Meeks, ILB

2021 - Vince Sanford, OLB; Jordan Jackson, DL

2022 - Vince Sanford, OLB; Everett Smalley, OL; Trey Taylor, DB

TEAM RECORDS

Rushing

Attempts

Season

1. 834..... 2021 (MW)
2. 828..... 2017 (MW)
3. 816..... 2015 (MW)
4. 815..... 2009 (MW)
5. 804..... 2012 (MW)
6. 802..... 2022 (MW)
7. 796..... 2014 (MW)
8. 786..... 2002 (MW)
9. 782..... 1987 (WAC)
10. 777..... 2008 (MW)

Game

1. 91.....vs. Nevada, 2017 (MW)
2. 87.....vs. Hawaii, 2017 (MW)
- 87.....vs. Utah State, 2018 (MW)
4. 83.....vs. Nevada, 2021 (MW)
- 83.....vs. Georgia State, 2016 (MW)
6. 82.....vs. Hawaii, 2015 (MW)
- 82.....vs. Nevada, 2012 (MW)
- 82.....vs. New Mexico, 1987 (WAC)
9. 81.....vs. Fresno State, 1996 (WAC)
- 81.....vs. UCLA, 1964 (IND)

Yards

Season

1. 4,635.....1987 (WAC)
2. 4,530.....1988 (WAC)
3. 4,468.....2015 (MW)
4. 4,272.....1989 (WAC)
5. 4,260.....2021 (MW)
6. 4,247.....2022 (MW)
7. 4,126.....2012 (MW)
- 4,126.....2017 (MW)
9. 4,092.....2011 (MW)
10. 4,057.....1991 (WAC)

Game

1. 646..... vs. New Mexico, 1987 (WAC)
2. 640..... vs. Utah, 1988 (WAC)
3. 595..... vs. Tennessee State, 2011 (MWC)
4. 585..... vs. No. Colorado, 1984 (WAC)
5. 583..... vs. Cal St. Northridge, 2000 (MW)
6. 582.....vs. Northern Iowa, 2022 (MW)
7. 575..... vs. Utah, 1987 (WAC)
- 575..... vs. UTEP, 1984 (WAC)
9. 569..... vs. San Diego St., 2007 (MW)
10. 559..... vs. San Diego St., 1989 (WAC)

Average Per Rush

Season

1. 6.2.....1988 (WAC)
2. 5.9.....2020 (MW)
- 5.9.....1983 (WAC)
- 5.9.....1987 (WAC)
- 5.9.....1995 (WAC)
6. 5.8.....1989 (WAC)
- 5.8.....1996 (WAC)
8. 5.7.....2011 (MW)
9. 5.5.....1984 (WAC)
- 5.5.....2015 (MW)

Game

1. 9.4..... vs. Northern Iowa, 2022 (MW)
- 9.4..... vs. Northern Colo., 1984 (WAC)
- 9.4..... vs. UTEP, 1984 (WAC)
4. 9.0..... vs. San Diego State, 1989 (WAC)
- 9.0..... vs. Tennessee St., 2011 (MWC)
6. 8.9..... vs. San Diego State, 2007 (MWC)
7. 8.4..... vs. Colorado State, 1989 (WAC)
8. 8.3..... vs. Weber State, 1991 (WAC)
- 8.3..... vs. Idaho State, 2012 (MWC)
10. 8.0..... vs. Colorado State, 1996 (WAC)
- 8.0..... vs. Colorado State, 1963 (IND)

Passing

Attempts

Season

1. 404 1970 (IND)
2. 341 1976 (IND)
3. 320 1977 (IND)
4. 302 1969 (IND)
5. 298 1978 (IND)

Game

1. 58..... vs. Washington, 1967 (IND)
2. 55..... vs. Colorado, 1970 (IND)
3. 54..... vs. Oregon, 1970 (IND)
4. 53..... vs. Missouri, 1960 (IND)
5. 51..... vs. Wyoming, 1969 (IND)

Completions

Season

1. 200 1970 (IND)
2. 166 1976 (IND)
3. 148 1977 (IND)
4. 139 1969 (IND)
5. 138 1966 (IND)

Game

1. 31..... vs. Wyoming, 1969 (IND)
2. 28..... vs. Oklahoma State, 1958 (IND)
- 28..... vs. Colorado State, 1970 (IND)
4. 26..... vs. Washington, 1967 (IND)
5. 25..... vs. Missouri, 1960 (IND)
- 25..... vs. Colorado, 1970 (IND)
- 25..... vs. Notre Dame, 1978 (IND)

Yards

Season

1. 2,801 1970 (IND)
2. 2,082 1976 (IND)
3. 1,988 1969 (IND)
4. 1,893 2014 (MW)
5. 1,878 2005 (MW)

Game

1. 391... vs. Wyoming, 1970 (IND)
2. 388... vs. Wyoming, 1969 (IND)
- 388... vs. Colorado State, 1970 (IND)
4. 348... vs. Arizona State, 1972 (IND)
5. 339... vs. Wyoming, 1976 (IND)

Interceptions

Season

1. 26 1974 (IND)
2. 24 1966 (IND)
3. 22 1977 (IND)
4. 21 1976 (IND)
5. 20 1978 (IND)

Game

1. 6..... vs. Maryland, 1961 (IND)
 - 6..... vs. Penn State, 1971 (IND)
 - 6..... vs. Army, 1972 (IND)
 4. 5..... vs. Holy Cross, 1978* (IND)
- *Done six times, most recent is listed

Touchdowns

Season

1. 21 1970 (IND)
2. 18 1972 (IND)
3. 17 1969 (IND)
4. 16 2011 (MW)
5. 15 2014 (MW)
- 15 2015 (MW)

Game

1. 5..... vs. BYU, 2005 (MW)
- 5..... vs. Utah State, 1969 (IND)
3. 4..... vs. Navy, 2014 (MW)
- 4..... vs. UNLV, 2006 (MW)
- 4..... vs. BYU, 2000 (MW)
- 4..... vs. Arizona, 1965 (IND)
- 4..... vs. Arizona State, 1972 (IND)
- 4..... vs. New Mexico, 2019 (MW)

Completion Percentage

Season

1. .607 2007 (MW)
2. .603 2011 (MW)
3. .598 2004 (MW)
4. .590 2005 (MW)
5. .575 2006 (MW)

Game

1. 1.000.. vs. Northwestern, 1989 (11-11) (WAC)
2. .900.. vs. Navy, 2011 (9-10) (MW)
- .900.. vs. New Mexico, 2019 (9-10) (MW)
4. .889.. vs. Arizona, 1959 (16-18) (IND)
5. .867.. vs. Tenn. St., 2011 (13-15) (MW)

Total Offense

Plays

Season

1. 1,002.....2014 (MW)
2. 986.....2015 (MW)
3. 978.....2017 (MW)
4. 968.....2009 (MW)
5. 955.....2012 (MW)
6. 947.....2021 (MW)
7. 940.....2002 (MW)
8. 935.....2007 (MW)
9. 927.....2011 (MW)
10. 916.....2010 (MW)

Game

1. 108... vs. Utah State, 2018 (MW)
2. 98..... vs. Nevada, 2017 (MW)
- 98..... vs. Hawaii, 2001 (MW)
4. 97..... vs. Hawaii, 2017 (MW)
5. 96..... vs. Georgia Tech, 1978 (IND)
6. 95..... vs. Colorado State, 1968 (IND)
7. 94..... vs. Fresno State, 1996 (WAC)
- 94..... vs. Navy, 1970 (IND)
- 94..... vs. Cal State Northridge, 2000 (MW)
10. 93..... vs. Oregon, 1970 (IND)
- 93..... vs. Hawaii, 1987 (WAC)

TEAM RECORDS

Yards

Season

1. 6,315.....2015 (MW)
2. 5,913.....2011 (MW)
3. 5,878.....2017 (MW)
4. 5,753.....1989 (WAC)
5. 5,536.....2010 (MW)
6. 5,483.....2019 (MW)
7. 5,462.....1988 (WAC)
8. 5,452.....2007 (MW)
9. 5,445.....2012 (MW)
10. 5,443.....2014 (MW)

Game

1. 792vs. Tennessee State, 2011 (MW)
2. 700vs. UTEP, 1994 (WAC)
3. 698 ...vs. Cal St.-Northridge, 2000 (MW)
4. 691vs. Northern Iowa, 2022 (MW)
5. 670vs. San Diego State, 2007 (MW)
6. 663vs. VMI, 2017 (MW)
7. 654vs. Northern Colorado, 1984 (WAC)
8. 653vs. New Mexico, 1987 (WAC)
9. 651vs. Wyoming, 1991 (WAC)
10. 637vs. Utah, 1987 (WAC)

Scoring

Points

Season

1. 473.....2015 (MW)
2. 457.....2017 (MW)
3. 454.....2011 (MW)
4. 446.....1989 (WAC)
- 446.....1985 (WAC)
6. 443.....2019 (MW)
7. 440.....2002 (MW)
8. 423.....1998 (WAC)
9. 412.....1988 (WAC)
10. 409.....2014 (MW)

Game

1. 75.....vs. Northern Colorado, 1984 (WAC)
2. 73.....vs. New Mexico, 1987 (WAC)
3. 72.....vs. Nicholls State, 2009 (MW)
4. 69.....vs. Colorado State, 1963 (IND)
5. 68.....vs. Davidson, 1972 (IND)
6. 65.....vs. UNLV, 1996 (WAC)
- 65.....vs. Northwestern St., 2010 (MW)
8. 63.....vs. Morgan State, 2015 (MW)
- 63.....vs. Tennessee State, 2011 (MW)
- 63.....vs. New Mexico, 1987 (WAC)
- 63.....vs. Indiana State, 1993 (WAC)

Scoring Average

Season

1. 37.2.....1989 (WAC)
- 37.2.....1985 (WAC)
3. 35.3.....1998 (WAC)
4. 35.2.....2017 (MW)
5. 34.9.....2000 (MW)
- 34.9.....2011 (MW)
8. 34.3.....1988 (WAC)
9. 34.1.....2019 (MW)
10. 33.8.....2015 (MW)
- 33.8.....2002 (MW)

Touchdowns

Season

1. 62 2015 (MW)
2. 59 2011 (MW)
- 59 1989 (WAC)
- 59 1985 (WAC)
5. 58 2019 (MW)
6. 56 1998 (WAC)
- 56 2002 (MW)
- 56 2017 (MW)
9. 55 1988 (WAC)
- 55 2010 (MW)

Largest Victory Margin

1. 72vs. Nicholls St., 2009 (72-0) (MW)
2. 69vs. Colorado State, 1963 (69-0) (IND)
3. 68vs. No. Colorado, 1984 (75-7) (WAC)
4. 62vs. Davidson, 1972 (68-6) (IND)
- 62vs. VMI, 2017 (62-0) (MW)
6. 56vs. Morgan State, 2015 (MW)
7. 54vs. Hawaii, 1966 (54-0) (IND)
8. 51vs. Hawaii, 2015 (58-7) (MW)
9. 49vs. UNLV, 1996 (66-17) (WAC)
- 49vs. New Mexico, 1988 (63-14) (WAC)
- 49vs. Cal St. Northridge, 2000 (55-6) (MW)
- 49vs. Northwestern, 2002 (52-3) (MW)
- 49vs. Wofford, 2003 (49-0) (MW)

Largest Defeat Margin

1. 49vs. Notre Dame, 1977 (49-0) (IND)
2. 47vs. UCLA, 1957 (47-0) (IND)
- 47vs. BYU, 1990 (54-7) (WAC)
4. 45..... vs. Colorado State, 2013 (58-13) (MW)
5. 43vs. Washington, 1980 (50-7) (WAC)
6. 42vs. California, 2004 (56-14) (MW)
7. 41vs. Oklahoma, 2001 (44-3) (MW)
8. 38vs. Notre Dame, 1974 (38-0) (IND)
- 38vs. Wisconsin, 1979 (38-0) (IND)
- 38vs. TCU, 2005 (48-10) (MW)

Defense

Fewest Total Yards

Season

1. 2,250.....1956 (IND)
2. 2,345.....1958 (IND)
3. 2,364.....1964 (IND)
4. 2,401.....1963 (IND)
5. 2,702.....1960 (IND)

Game

1. 66.....vs. San Diego, 1956 (IND)
2. 68.....vs. Navy, 2021 (MW)
3. 95.....vs. VMI, 2017 (MW)
4. 100.....vs. Army, 1999 (MW)
5. 124.....vs. Washington, 1966 (IND)

Fewest Rushes

Season

1. 366.....2022 (MW)
2. 372.....1956 (IND)
3. 391.....1963 (IND)
4. 397.....2021 (MW)
5. 414.....2000 (MW)

Game

1. 12.....at Hawaii, 2015 (MW)
2. 13.....vs. San Diego St., 1984 (WAC)
3. 14.....vs. Georgia State, 2017 (MW)
4. 15.....vs. Hawaii, 2001 (MW)
- 15.....at San Diego State, 2022 (MW)

Fewest Rush Yards

Season

1. 1,239.....2022 (MW)
2. 1,307.....1985 (WAC)
- 1,307.....2019 (MW)
4. 1,328.....2021 (MW)
5. 1,362.....1998 (WAC)

Game

1. -35 ... vs. Brigham Young, 1985 (WAC)
2. -29 ... vs. Brigham Young, 1995 (WAC)
3. -28 ... vs. UTEP, 1989 (WAC)
4. -21 ... vs. Brigham Young, 2002 (MW)
5. -19 ... vs. Davidson, 1973 (IND)

Lowest Rush Avg

Season

1. 2.8.....1985 (WAC)
- 2.8.....1998 (WAC)
3. 3.0.....1968 (IND)
4. 3.1.....1990 (WAC)
- 3.1.....1986 (WAC)
- 3.1.....1994 (WAC)

Game

1. -1.7 .. vs. Brigham Young, 1985 (WAC)
2. -1.2 .. vs. Brigham Young, 2002 (MW)
3. -1.0 .. vs. UTEP, 1990 (WAC)
4. -0.8 .. vs. Brigham Young, 1995 (WAC)
5. -0.5 .. vs. SMU, 1998 (WAC)

Fewest Pass Attempts

Season

1. 129.....1961 (IND)
2. 150.....1960 (IND)
3. 152.....1964 (IND)
4. 154.....1957 (IND)
- 154.....1959 (IND)

Game

1. 1.....vs. Georgia Tech, 1977 (IND)
2. 2.....vs. Army, 1990 (WAC)
- 2.....vs. Navy, 2008 (MW)
4. 3.....vs. Army, 1988 (WAC)
- 3.....vs. New Mexico, 1959 (IND)
- 3.....vs. Kent State, 1978 (IND)

Fewest Pass Completions

Season

1. 56.....1956 (IND)
2. 57.....1961 (IND)
3. 66.....1964 (IND)
4. 68.....1957 (IND)
5. 72.....1960 (IND)

Game

1. 0.....vs. Citadel, 1993 (WAC)
- 0.....vs. Army, 1990 (WAC)
- 0.....vs. Colorado St, 1957 (IND)
- 0.....vs. Army, 1988 (WAC)
- 0.....vs. Army, 2017 (MW)

TEAM RECORDS

Fewest Passing Yards

Season

1. 739.....1961 (IND)
2. 826.....1956 (IND)
- 826.....1964 (IND)
4. 848.....1959 (IND)
5. 883.....1960 (IND)

Game

1. 0.....vs. The Citadel, 1993 (WAC)
- 0.....vs. Army, 1990 (WAC)
- 0.....vs. Colorado St, 1957 (IND)
- 0.....vs. Army, 1988 (WAC)
- 0.....vs. Army, 2017 (MW)
- 0.....vs. Army, 2020 (MW)

Interceptions

Season

1. 28.....1985 (WAC)
2. 25.....1983 (WAC)
3. 22.....1956 (IND)
4. 21.....1994 (WAC)
5. 20.....1970 (IND), 2009 (MW)

Game

1. 6.....vs. Houston, 2009 (MW)
- 6.....vs. Wyoming, 1992 (WAC)
3. 5.....vs. Boise State, 2014 (MW)
- 5.....vs. Rice, 1997 (WAC)
- 5.....vs. Navy, 1986 (WAC)
- 5.....vs. Colorado State, 1968 (IND)

Interception Yardage

Season

1. 456.....1983 (WAC)
2. 377.....1956 (IND)
3. 375.....1970 (IND)
4. 346.....1997 (WAC)
5. 306.....1985 (WAC)

Game

1. 167...vs. Wyoming, 1992 (WAC)
2. 163...vs. Boston College, 1970 (IND)
3. 119...vs. Northwestern, 2003 (MW)
4. 106...vs. Brigham Young, 1956 (IND)
5. 99.....vs. San Diego State, 1983 (WAC)
- 99.....vs. Nevada, 2018 (MW)
- 99.....vs. Colorado State, 2019 (MW)



Camby Goff

Tackles for Loss

(Includes Sacks)

Season

1. 102.....1998 (WAC)
2. 101.....1997 (WAC)
3. 97.....1994 (WAC)
4. 94.....1993 (WAC)
- 94.....2015 (MW)

Game

1. 18.....vs. Navy, 2000 (MW)
2. 16.....vs. Tulane, 1970 (WAC)
3. 15.....vs. The Citadel, 1990 (WAC)
- 15.....vs. North Carolina, 1969 (IND)
- 15.....vs. Missouri, 1971 (IND)
- 15.....vs. BYU, 1999 (MW)

TFL Yardage

(Includes Sacks)

Season

1. 606.....1985 (WAC)
2. 460.....1998 (WAC)
3. 459.....1997 (WAC)
4. 453.....2022 (MW)
5. 449.....1971 (IND)

Game

1. 98..... vs. Tulane, 1970 (IND)
2. 85..... vs. Brigham Young, 1985 (WAC)
3. 83..... vs. Utah State, 1969 (IND)
4. 78..... vs. Navy, 2000 (MW)
5. 73..... vs. Fresno State, 1997 (WAC)

Misc. Records

First Downs

Season

1. 302..... 2017 (MW)
2. 301..... 2011 (MW)
3. 300..... 2015 (MW)
4. 290..... 2002 (MW)
- 290..... 2012 (MW)
- 290..... 2016 (MW)

Game

1. 38vs. Fresno State, 1996 (WAC)
- 38vs. Cal St. Northridge, 2000 (MW)
3. 37vs. Tennessee State, 2011 (MW)
4. 36vs. Nevada, 2012 (MW)
- 36vs. Nevada, 2017 (MW)

Rushing First Downs

Season

1. 230 2017 (MW)
2. 227 2021 (MW)
- 227 2002 (MW)
- 227 2019 (MW)
5. 224 2012 (MW)
- 224 2022 (MW)

Game

1. 32vs. Nevada, 2017 (MW)
2. 30vs. Fresno State, 1996 (WAC)
- 30vs. Cal St. Northridge, 2000 (MW)
4. 29vs. Nevada, 2012 (MW)
- 29vs. Utah State, 2019 (MW)

Passing First Downs

Season

1. 136 ..1970 (IND)
2. 971976 (IND)
3. 911973 (IND)
4. 851966 (IND)
- 852000 (MW)

Game

1. 22vs. Colorado State, 1970 (IND)
2. 17vs. New Mexico, 1958 (IND)
3. 16vs. Wyoming, 1969 (IND)
4. 15vs. Navy, 1970 (IND)
- 15vs. Arizona, 1973 (IND)

Blocked Kicks

Season

1. 111997 (WAC)
2. 92000 (MW)
3. 81992 (WAC)
- 81999 (WAC)
5. 71998 (WAC)
- 72001 (MW)
- 72003 (MW)
- 72006 (MW)

Game

1. 3vs. Colorado State, 1992 (WAC)
 - 3vs. Tennessee Tech, 2001 (MW)
 - 3vs. UNLV, 2006 (MW)
 3. 2vs. UNLV, 2013* (MW)
- * - Done several times, most recent



Jayden Goodwin

INDIVIDUAL RECORDS

Rushing

Attempts

Career

1. 707 Brad Roberts, 2019-22
2. 652 Shaun Carney, 2004-07
3. 628 Asher Clark, 2008-11
4. 594 Beau Morgan, 1994-96
5. 572 Brian Bream, 1969-71
6. 551 Jacobi Owens, 2015-17
7. 543 Dee Dowis, 1986-89
8. 532 John Kershner, 1980-83
9. 496 Tim Jefferson, 2008-11
10. 469 Pat Evans, 1984-86

Season

1. 345 Brad Roberts, 2022
2. 298 Brad Roberts, 2021
3. 294 Brian Bream, 1970
4. 252 Chance Harridge, 2002
5. 238 Jared Tew, 2009
6. 233 Rob Perez, 1991
7. 230 Chad Hall, 2007
- 230 Keith Boyea, 2001
9. 229 Beau Morgan, 1995
10. 226 John Kershner, 1982

Game

1. 44 Isaiah Sanders vs. Utah State, 2017
2. 42 Brian Bream vs. Stanford, 1970
3. 38 Beau Morgan vs. Fresno St., 1996
4. 37 Brad Roberts vs. Colorado State, 2022
- 37 Brad Roberts vs. Baylor, 2022
- 37 John Kershner vs. Navy, 1982
7. 36 Brian Bream vs. Navy, 1970
8. 35 Brad Roberts vs. San Diego State, 2022
- 35 Brian Bream vs. Tulane, 1970
- 35 Keith Boyea vs. Colorado State, 2001
- 34 Cole Fagan vs. Colorado State, 2018

Yards

Career

1. 3,612 Dee Dowis, 1986-89
2. 3,594 Asher Clark, 2008-11
3. 3,541 Brad Roberts, 2019-22
4. 3,379 Beau Morgan, 1994-96
5. 3,005 Jacobi Owens, 2015-17
6. 2,726 John Kershner, 1980-83
7. 2,606 Chad Hall, 2005-07
8. 2,561 Shaun Carney, 2004-07
9. 2,409 Andy Smith, 1986-89
10. 2,324 Chance Harridge, 2001-03

Season

1. 1,728 Brad Roberts, 2022
2. 1,494 Beau Morgan, 1996
3. 1,478 Chad Hall, 2007
4. 1,352 Brad Roberts, 2021
5. 1,315 Dee Dowis, 1987
6. 1,286 Dee Dowis, 1989
7. 1,285 Beau Morgan, 1995
8. 1,276 Brian Bream, 1970
9. 1,248 Cody Getz, 2012
10. 1,229 Chance Harridge, 2002

Game

1. 275 Chad Hall vs. Army, 2007
2. 263 Anthony LaCoste vs. Army, 2013
3. 260 Cole Fagan vs. Colorado State, 2018
4. 256 Chad Hall vs. Colorado State, 2007
5. 249 Dee Dowis vs. San Diego St., 1989
6. 243 Beau Morgan vs. Colorado St., 1996
7. 241 Dee Dowis vs. Utah, 1987
8. 233 Jacobi Owens vs. Nicholls St., 2014
9. 222 Cody Getz vs. Colorado State, 2012
10. 218 Cody Getz vs. Idaho State, 2012

Average Yards Per Carry

Career

1. 8.4 Tim McVey, 2015-17
2. 7.5 Mike Brown, 1982-84
3. 7.1 Antoine Banks, 1990-92
4. 7.0 Anthony LaCoste, 2010-13
5. 6.7 Dee Dowis, 1986-89
6. 6.6 Jake Campbell, 1993-95
- 6.6 Tobin Ruff, 1994-97
- 6.6 Jon Lee, 2011-14
9. 6.3 Scotty McKay, 1998-99
10. 6.2 Johnny Smith, 1984-85

Season

1. 8.5 Tim McVey, 2016
- 8.5 Mike Brown, 1983
3. 8.3 Tim McVey, 2015
4. 8.1 DeAndre Hughes, 2021
5. 8.0 Andre Johnson, 1996
6. 7.7 John Lee Eldridge III, 2022
7. 7.5 Dee Dowis, 1989
- 7.5 Jake Campbell, 1995
9. 7.4 Danta Johnson, 1995
- 7.3 Bryan Driskell, 2015

Game

(Minimum of 10 carries)

1. 19.2 Dee Dowis vs. San Diego St., 1989
2. 14.7 Dee Dowis vs. Colorado State, 1989
3. 14.3 Preston McConnell vs. Fresno St., 1994
4. 13.8 Andre Johnson vs. San Jose St., 1996
5. 13.6 Mike Brown vs. Navy, 1983
6. 13.2 Qualario Brown vs. San Jose St., 1997
7. 12.8 Cody Getz vs. Idaho State, 2015
8. 12.7 Dee Dowis vs. Utah, 1987
9. 12.5 Johnny Smith vs. Utah, 1985
10. 12.3 Tim McVey vs. Colorado State, 2017

Touchdowns

Career

1. 42 Beau Morgan, 1994-96
2. 41 Dee Dowis, 1986-89
3. 35 Brad Roberts, 2019-22
- 35 Greg Johnson, 1986-89
- 35 Chance Harridge, 2001-03
6. 33 Tim Jefferson, 2008-11
- 33 Tim McVey, 2017
8. 31 Shaun Carney, 2004-07
9. 30 Marty Louthan, 1980-83
10. 24 Brian Bream, 1969-71
- 24 Asher Clark, 2008-11

Season

1. 22 Chance Harridge, 2002
2. 19 Brian Bream, 1970
- 19 Beau Morgan, 1995
4. 18 Beau Morgan, 1996
- 18 Dee Dowis, 1989
- 18 Keith Boyea, 2001
7. 17 Brad Roberts, 2022
8. 16 Greg Johnson, 1989
- 16 Greg Johnson, 1988

Game

1. 6 Dee Dowis vs. San Diego St., 1989
 2. 5 Marty Louthan vs. Navy, 1983
 - 5 Arion Worthman vs. UNLV, 2017
 4. 4 Brad Roberts vs. UNLV, 2022*
- *Done 16 times, most recent

Leaders by Season

Year	Player, Pos.	Att-Yds
1956	Larry Thomson, FB	138-788
1957	Phil Lane, HB	90-350
1958	Steve Galios, HB	116-527
1959	Monte Moorberg, FB	95-408
1960	Mike Quinlan, HB	93-583
1961	Terry Isaacson, HB	118-468
1962	Larry Tollstam, FB	88-414
1963	Terry Isaacson, QB	162-801
1964	Steve Amdor, FB	117-485
1965	Paul Stein, QB	140-320
1966	Mike Guth, HB	90-394
1967	Dave Mumme, HB	104-404
1968	Curtis Martin, TB	130-418
1969	Jim DeOrio, FB	124-493
1970	Brian Bream, TB	294-1,276
1971	Brian Bream, TB	221-734
1972	Joel Carlson, TB	176-650
1973	Chris Milodragovich, TB	140-583
1974	Ken Wood, TB	203-708
1975	Ken Wood, TB	114-425
1976	Ken Wood, TB	123-497
1977	David Thomas, FB	70-260
1978	Shelby Ball, TB	173-720
1979	Shelby Ball, HB	129-575
1980	Ted Sundquist, FB	122-583
1981	John Kershner, FB	120-685
1982	John Kershner, FB	226-1,056
1983	John Kershner, FB	166-934
1984	Pat Evans, FB	159-1,015
1985	Bart Weiss, QB	180-1,032
1986	Pat Evans, FB	191-777
1987	Dee Dowis, QB	194-1,315
1988	Andy Smith, FB	154-1,040
1989	Dee Dowis, QB	172-1,286
1990	Jason Jones, FB	103-598
1991	Rob Perez, QB	233-1,157
1992	Jarvis Baker, QB	190-550
1993	Demond Cash, QB	165-875
1994	Jake Campbell, HB	110-689
1995	Beau Morgan, QB	229-1,285
1996	Beau Morgan, QB	225-1,494
1997	Spanky Gilliam, FB	188-741
1998	Spanky Gilliam, FB	112-527
1999	Mike Thiessen, QB	160-827
2000	Mike Thiessen, QB	179-713
2001	Keith Boyea, QB	230-1,216
2002	Chance Harridge, QB	252-1,229
2003	Chance Harridge, QB	180-914
2004	Shaun Carney, QB	159-596
2005	Shaun Carney, QB	170-710
2006	Chad Hall, HB	155-784
2007	Chad Hall, WRZ/TB	230-1,478
2008	Todd Newell, FB	142-594
2009	Jared Tew, FB	238-970
2010	Asher Clark, TB	182-1,031
2011	Asher Clark, TB	163-1,110
2012	Cody Getz, TB	198-1,248
2013	Anthony LaCoste, TB	135-890
2014	Jacobi Owens, TB	204-1,054
2015	Jacobi Owens, TB	205-1,092
2016	Jacobi Owens, TB	142-859
2017	Arion Worthman, QB	217-831
2018	Cole Fagan, FB	185-997
2019	Kadin Remsberg, TB	181-1,050
2020	Brad Roberts, FB	64-461
2021	Brad Roberts, FB	298-1,352
2022	Brad Roberts, FB	345-1,728

INDIVIDUAL RECORDS

Passing

Attempts

Career

1. 879 Dave Ziebart, 1976-79
2. 662 Rich Haynie, 1971-73
3. 635 Shaun Carney, 2004-07
4. 623 Rich Mayo, 1957-60
5. 572 Gary Baxter, 1967-69

Season

1. 402 Bob Parker, 1970
2. 298 Dave Ziebart, 1977
3. 273 Gary Baxter, 1969
4. 241 Dave Ziebart, 1978
5. 240 Rich Haynie, 1972

Game

1. 55 Bob Parker vs. Colorado, 1970
2. 54 Bob Parker vs. Oregon, 1970
3. 53 Rich Mayo vs. Missouri, 1960
4. 52 Gary Baxter vs. Washington, 1967
5. 51 Gary Baxter vs. Wyoming, 1969

Completions

Career

1. 424 Dave Ziebart, 1976-79
2. 393 Shaun Carney, 2004-07
3. 316 Rich Mayo, 1957-60
4. 299 Rich Haynie, 1971-73
5. 290 Tim Jefferson, 2008-11

Season

1. 199 Bob Parker, 1970
2. 140 Dave Ziebart, 1977
3. 127 Gary Baxter, 1969
4. 125 Shaun Carney, 2007
5. 118 Dave Ziebart, 1979

Game

1. 31 Gary Baxter vs. Wyoming, 1969
2. 29 Bob Parker vs. Wyoming, 1970
3. 28 Rich Mayo vs. Oklahoma St., 1958
4. 27 Bob Parker vs. Colorado St., 1970
5. 25 Rich Mayo vs. Missouri, 1960
- 25 Bob Parker vs. Colorado, 1970

Yards

Career

1. 5,391 Shaun Carney, 2004-07
2. 4,789 Dave Ziebart, 1976-79
3. 4,599 Tim Jefferson, 2008-11
4. 4,283 Rich Haynie, 1971-73
5. 3,399 Rich Mayo, 1957-60

Season

1. 2,789 Bob Parker, 1970
2. 1,783 Gary Baxter, 1969
3. 1,687 Mike Thiessen, 2000
4. 1,637 Tim Jefferson, 2011
5. 1,595 Karson Roberts, 2015

Game

1. 391 Bob Parker vs. Wyoming, 1970
2. 388 Gary Baxter vs. Wyoming, 1969
3. 375 Bob Parker vs. Colorado St., 1970
4. 339 Dave Ziebart vs. Wyoming, 1976
5. 327 Donald Hammond III vs. UNM, 2019
6. 314 Rob Shaw vs. Pacific, 1976
7. 311 Dave Ziebart vs. Baylor, 1977
8. 306 Dee Dowis vs. Notre Dame, 1989

Completion Pct

Career

1. .619 Shaun Carney, 2004-07
2. .588 Tim Murphy, 1964
3. .585 Connor Dietz, 2009-12
4. .567 Kale Pearson, 2012-14
5. .563 Tim Jefferson, 2008-11

Season

1. .642 Shaun Carney, 2005
2. .622 Shaun Carney, 2007
3. .613 Connor Dietz, 2012
4. .611 Shaun Carney, 2004
5. .607 Tim Jefferson, 2011

Game

1. 1.00 Dee Dowis vs. N'western, 1988 (11-11)
2. .909 Rich Mayo vs. Arizona, 1959 (10-11)
3. .900 Haaziq Daniels vs. Louisville, 2021 (9-10)
- .900 Tim Jefferson vs. Navy, 2011 (9-10)
- .900 Donald Hammond III vs. UNM 2019 (9-10)

Touchdowns

Career

1. 39 Shaun Carney, 2004-07
2. 34 Tim Jefferson, 2008-11
- 34 Rich Haynie, 1971-73
4. 27 Dave Ziebart, 1976-79
5. 25 Beau Morgan, 1994-96
- 25 Bob Parker, 1969-70

Season


1. 21 Bob Parker, 1970
2. 17 Rich Haynie, 1972
3. 14 Tim Jefferson, 2011
- 14 Kale Pearson, 2014
5. 13 Gary Baxter, 1969
- 13 Mike Thiessen, 2000
- 13 Donald Hammond III, 2019

Game

1. 5 Adam Fitch vs. BYU, 2005
2. 4 Shaun Carney vs. UNLV, 2006
- 4 Mike Thiessen vs. BYU, 2000
- 4 Paul Stein vs. Arizona, 1965
- 4 Rich Haynie vs. Arizona St., 1972
- 4 Donald Hammond III vs. New Mexico, 2019
7. 3 Donald Hammond III vs. Colorado State*
Done 19 times, most recent

Leaders by Season

Year	Name	Comp-Att	Yards
1956	Eddie Rosane	41-101	648
1957	John Kuenzel	55-125	721
1958	Rich Mayo	98-174	1,019
1959	Rich Mayo	110-211	1,212
1960	Rich Mayo	108-238	1,168
1961	Bob McNaughton	38-81	415
1962	Terry Isaacson	52-120	591
1963	Terry Isaacson	68-147	946
1964	Tim Murphy	94-160	1,154
1965	Paul Stein	114-225	1,446
1966	Steve Turner	64-118	776
1967	Gary Baxter	59-131	555
1968	Gary Baxter	76-168	1,036
1969	Gary Baxter	127-273	1,783
1970	Bob Parker	199-402	2,789
1971	Rich Haynie	86-204	1,335
1972	Rich Haynie	102-240	1,570
1973	Rich Haynie	111-218	1,378
1974	Mike Worden	61-128	798
1975	Mike Worden	99-214	1,091
1976	Rob Shaw	98-198	1,135
1977	Dave Ziebart	140-298	1,562
1978	Dave Ziebart	109-241	1,350
1979	Dave Ziebart	118-223	1,088
1980	Scott Schafer	65-159	944
1981	Ed Antoine	42-97	455
1982	Marty Louthan	76-152	1,337
1983	Marty Louthan	62-116	1,166
1984	Bart Weiss	41-87	668
1985	Bart Weiss	80-141	1,449
1986	Jim Tomallo	24-52	474
1987	Dee Dowis	45-112	600
1988	Dee Dowis	41-96	870
1989	Dee Dowis	67-140	1,285
1990	Jarvis Baker	8-24	144
1991	Rob Perez	31-95	732
1992	Jarvis Baker	47-122	705
1993	Demond Cash	30-78	403
1994	Beau Morgan	41-89	873
1995	Beau Morgan	90-169	1,165
1996	Beau Morgan	95-180	1,210
1997	Blane Morgan	63-123	975
1998	Blane Morgan	61-112	1,144
1999	Cale Bonds	44-80	654
2000	Mike Thiessen	112-195	1,687
2001	Keith Boyea	102-196	1,253
2002	Chance Harridge	64-144	1,062
2003	Chance Harridge	80-161	995
2004	Shaun Carney	91-149	1,315
2005	Shaun Carney	95-148	1,393
2006	Shaun Carney	83-137	1,192
2007	Shaun Carney	125-201	1,491
2008	Tim Jefferson	44-80	655
2009	Tim Jefferson	53-93	848
2010	Tim Jefferson	82-159	1,459
2011	Tim Jefferson	111-183	1,637
2012	Connor Dietz	68-111	1,131
2013	Nate Romine	44-81	603
2014	Kale Pearson	101-171	1,590
2015	Karson Roberts	77-148	1,595
2016	Nate Romine	45-108	1,206
2017	Arion Worthman	54-109	1,115
2018	Isaiah Sanders	48-78	844
2019	Donald Hammond III	56-111	1,316
2020	Haaziq Daniels	30-54	433
2021	Haaziq Daniels	52-104	1,184
2022	Haaziq Daniels	40-83	836



Isaiah Sanders

INDIVIDUAL RECORDS

Receiving

Receptions

Career

1. 148 Ernie Jennings, 1968-70
2. 120 Jalen Robinette, 2013-16
3. 106 Mike Kirby, 1980-83
4. 100 Charlie Longnecker, 1967-69
5. 92 Matt Farmer, 1997-99

Season

1. 74 Ernie Jennings, 1970
2. 57 Cormac Carney, 1978
3. 53 Mike Bolen, 1970
4. 52 Ryan Fleming, 2000
5. 51 Ernie Jennings, 1969

Game

1. 15 Ernie Jennings vs. Wyoming, 1969
2. 14 Mike Bolen vs. Colorado, 1970
3. 13 Ernie Jennings vs. Stanford, 1970
4. 11 Charlie Longnecker vs. Stanford, 1970
- 11 Cormac Carney vs. Georgia Tech, 1978

Receiving Yards

Career

1. 2,697 Jalen Robinette, 2013-16
2. 2,392 Ernie Jennings, 1968-70
3. 1,909 Mike Kirby, 1980-83
4. 1,515 Ryan Fleming, 1999-2001
5. 1,504 Matt Farmer, 1997-99

Season

1. 1,289 Ernie Jennings, 1970
2. 959 Jalen Robinette, 2016
3. 930 Ryan Fleming, 2000
4. 874 Jason Brown, 2005
5. 870 Cormac Carney, 1978

Game

1. 235 Ernie Jennings vs. Wyoming, 1970
2. 220 Cormac Carney vs. Georgia Tech, 1978
3. 210 Jalen Robinette vs. Utah State, 2015
4. 198 Frank Murphy vs. Arizona St, 1972
5. 184 Jason Brown vs. Utah, 2005

Touchdowns

Career

1. 28 Ernie Jennings, 1968-70
2. 13 Frank Murphy, 1971-73
3. 12 Jalen Robinette, 2014-16
4. 9 Bob Farr, 1972-74
- 9 Jake Campbell, 1993-95
- 9 Zack Kauth, 2008-11

Season

1. 17 Ernie Jennings, 1970
2. 9 Ernie Jennings, 1969
3. 8 Cormac Carney, 1978
4. 7 Frank Murphy, 1972
6. 6 Garrett Brown, 2014
- 6 Jalen Robinette, 2017

Game

1. 5 Ernie Jennings vs. Utah State, 1969
 2. 3 Tim McVey vs. New Mexico, 2015#
- # Done eight times, most recent

Reception Average

Career

1. 28.5 Craig Hancock, 1994-95
2. 24.7 David Cormier, 2019-22
3. 22.5 Jalen Robinette, 2013-16
4. 22.4 Geraud Sanders, 2017-19
5. 22.3 Kevin Fogler, 2008-10

Season

1. 30.0 Brandon Lewis, 2021
2. 29.9 Ben Waters, 2019
3. 27.4 Jalen Robinette, 2016
4. 26.9 David Cormier, 2022
5. 25.7 Anthony Park, 2002

Game

1. 34.5 Brandon Lewis vs. Louisville, 2021
2. 32.2 Marcus Bennett vs. Navy, 2017
3. 31.4 Tim McVey vs. New Mexico, 2015
4. 31.2 Geraud Sanders vs. New Mexico, 2019
5. 30.0 Jalen Robinette vs. Utah State, 2015

Leaders by Season

Year	Player, Pos.	#-Yards
1956	Tom Jozwiak, OE	13-260
1957	Tom Jozwiak, OE	20-272
1958	Bob Brickey, OE	25-281
1959	Mike Quinlan, HB	29-373
1960	Mike Quinlan, HB	17-146
1961	Terry Isaacson, HB	19-239
1962	Dick Brown, OE	17-236
1963	Fritz Greenlee, OE	15-323
1964	Jim Greth, OE	33-436
1965	Bill Manning, OE	25-251
1966	Jim Schultz, OE	33-525
1967	Carl Janssen, OE	18-259
1968	Charlie Longnecker, OE	45-622
1969	Ernie Jennings, FL	51-729
1970	Ernie Jennings, FL	74-1,289
1971	Paul Bassa, OE	31-513
1972	Frank Murphy, FL	31-539
1973	Frank Murphy, FL	30-415
1974	Bob Farr, SE	32-467
1975	John Covington, TE	26-213
1976	Paul Williams, SE	45-684
1977	Steve Hoog, FL	29-474
1978	Cormac Carney, SE	57-870
1979	Mike Fortson, RB	27-177
1980	Andy Bark, WR	47-794
1981	Mike Kirby, WR	35-419
1982	Mike Kirby, WR	30-593
1983	Mike Kirby, WR	38-862
1984	Ken Carpenter, WR	15-258
1985	Ken Carpenter, WR	42-869
1986	Tyrone Jeffcoat, WR	20-369
1987	Tyler Barth, WR	14-218
1988	Greg Cochran, WR	12-243
1989	Steve Senn, WR	30-586
1990	David Mott, TE	8-102
1991	Scott Hufford, WR	8-334
1992	Peter Wilkie, TE	15-210
1993	Richie Marsh, WR	19-321
1994	Jeremy Johnson, HB	18-337
1995	Jake Campbell, HB	25-353
1996	Marcus Alexander, WR	23-382
1997	Matt Farmer, WR	23-380
1998	Matt Farmer, WR	35-650
1999	Matt Farmer, WR	34-484
2000	Ryan Fleming, WR	52-930
2001	Ryan Fleming, WR	28-416
2002	Adam Strecker, TE	14-261
2003	Alec Messerall, WR	21-328
2004	J.P. Waller, WR	32-476
2005	Jason Brown, WR	49-874
2006	Victor Thompson, WR	23-301
2007	Chad Hall, WR/TB	50-524
2008	Josh Cousins, WR	16-176
2009	Kevin Fogler, WR	25-567
2010	Jonathan Warzeka, WR	18-406
2011	Zack Kauth, WR	31-620
2012	Ty MacArthur, WR	24-411
2013	Garrett Brown, WR	19-237
2014	Jalen Robinette, WR	43-806
2015	Garrett Brown, WR	27-557

2016	Jalen Robinette, WR	26-641
2016	Jalen Robinette, WR	35-959
2017	Marcus Bennett, WR	19-403
2018	Marcus Bennett, WR	24-465
2019	Geraud Sanders, WR	30-746
2020	Kyle Patterson, TE	12-205
2021	Brandon Lewis, WR	20-600
2022	David Cormier, WR	15-404

Total Offense

Individual Plays

Career

1. 1,340 Dave Ziebart, 1976-79
2. 1,287 Shaun Carney, 2004-07
3. 1,032 Beau Morgan, 1994-96
4. 1,011 Tim Jefferson, 2008-11
5. 920 Dee Dowis, 1986-89

Season

1. 442 Bob Parker, 1970
2. 438 Dave Ziebart, 1977
3. 426 Keith Boyea, 2001
4. 405 Beau Morgan, 1996
5. 398 Beau Morgan, 1995

Game

1. 67 Gary Baxter vs. Wyoming, 1969
2. 60 Gary Baxter vs. Washington, 1967
3. 57 Bob Parker vs. Colorado, 1970
- 57 Dave Ziebart vs. Baylor, 1977
- 57 Keith Boyea vs. CSU, 2001



Haaziq Daniels

INDIVIDUAL RECORDS

Total Offense

Yards

Career

1. 7,952 Shaun Carney, 2004-07
2. 6,627 Beau Morgan, 1994-96
3. 6,587 Tim Jefferson, 2008-011
4. 6,482 Dee Dowis, 1986-89
5. 5,511 Dave Ziebart, 1976-79

Season

1. 2,783 Bob Parker, 1970
2. 2,704 Beau Morgan, 1996
3. 2,571 Dee Dowis, 1989
4. 2,481 Bart Weiss, 1985
5. 2,469 Keith Boyea, 2001

Game

1. 396 Arion Worthman vs. Navy, 2017
2. 390 Isaiah Sanders vs. UNLV, 2018
3. 380 Bob Parker vs. Colorado St., 1970
4. 377 Dee Dowis vs. Northwestern, 1988
5. 375 Dave Ziebart vs. Wyoming, 1976

Leaders by Season

Year	Player, Pos	Plays-Yds
1956	Eddie Rosane, QB	178-847
1957	John Kuenzel, QB	209-912
1958	Rich Mayo, QB	207-1,109
1959	Rich Mayo, QB	287-1,357
1960	Rich Mayo, QB	308-1,317
1961	Bob McNaughton, QB	191-686
1962	Terry Isaacson, QB	230-955
1963	Terry Isaacson, QB	309-1,747
1964	Jim Murphy, QB	214-1,063
1965	Paul Stein, QB	365-1,767
1966	Steve Turner, QB	198-833
1967	Gary Baxter, QB	174-550
1968	Gary Baxter, QB	276-1,299
1969	Gary Baxter, QB	371-1,892
1970	Bob Parker, QB	442-2,783
1971	Rich Haynie, QB	271-1,432
1972	Rich Haynie, QB	312-1,793
1973	Rich Haynie, QB	278-1,515
1974	Mike Worden, QB	189-849
1975	Mike Worden, QB	348-1,439
1976	Rob Shaw, QB	281-1,296
1977	Dave Ziebart, QB	438-1,735
1978	Dave Ziebart, QB	343-1,528
1979	Dave Ziebart, QB	357-1,344
1980	Scott Schafer, QB	338-1,399
1981	John Kershner, FB	120-685
1982	Marty Louthan, QB	345-2,133
1983	Marty Louthan, QB	261-1,933
1984	Bart Weiss, QB	213-1,208
1985	Bart Weiss, QB	321-2,481
1986	Jim Tomallo, QB	167-780
1987	Dee Dowis, QB	306-1,915
1988	Dee Dowis, QB	249-1,842
1989	Dee Dowis, QB	312-2,571
1990	Rob Perez, QB	156-644
1991	Rob Perez, QB	328-1,889
1992	Jarvis Baker, QB	312-1,255
1993	Demond Cash, QB	243-1,278
1994	Beau Morgan, QB	229-1,473
1995	Beau Morgan, QB	398-2,450
1996	Beau Morgan, QB	405-2,704
1997	Blane Morgan, QB	315-1,540
1998	Blane Morgan, QB	257-1,652
1999	Mike Thiessen, QB	243-1,426
2000	Mike Thiessen, QB	374-2,400
2001	Keith Boyea, QB	426-2,469
2002	Chance Harridge, QB	396-2,291
2003	Chance Harridge, QB	341-1,909
2004	Shaun Carney, QB	308-1,911

2005	Shaun Carney, QB	318-2,103
2006	Shaun Carney, QB	325-1,810
2007	Shaun Carney, QB	336-2,128
2008	Tim Jefferson, QB	181-1,042
2009	Tim Jefferson, QB	181-1,102
2010	Tim Jefferson, QB	313-2,253
2011	Tim Jefferson, QB	336-2,190
2012	Connor Dietz, QB	255-1,800
2013	Anthony LaCoste, TB	135-890
2014	Kale Pearson, QB	342-2,277
2015	Karson Roberts, QB	316-2,338
2016	Nate Romine, QB	203-1,485
2017	Arion Worthman, QB	326-1,946
2018	Isaiah Sanders, QB	198-1,310
2019	Donald Hammond III, QB	232-1,869
2020	Haaziq Daniels, QB	109-730
2021	Haaziq Daniels, QB	258-1,915
2022	Brad Roberts, RB	345-1,728

Scoring

Individual Points

Career

1. 254 Luke Strebels, 2015-17
2. 252 Beau Morgan, 1994-96
- 252 Dee Dowis, 1986-89
4. 237 Sean Pavlich, 1980-83
5. 231 Dave Lawson, 1972-75

Season

1. 132 Chance Harridge, 2002
2. 120 Brian Bream, 1970
3. 117 Luke Strebels, 2017
4. 114 Beau Morgan, 1995
- 114 Ernie Jennings, 1970

Game

1. 36 Dee Dowis vs. San Diego St., 1989
 2. 30 Arion Worthman vs. UNLV, 2017
 - 30 Tim McVey vs. New Mexico, 2015
 - 30 Marty Louthan vs. Navy, 1983
 - 30 Ernie Jennings vs. Utah State, 1969
 6. 26 Larry Thomson vs. Colo. College, 1956
 7. 24 Brad Roberts vs. UNLV, 2022*
- * - Done 15 times, most recent

Individual Touchdowns

Career

1. 42 Beau Morgan, 1994-96
2. 41 Dee Dowis, 1986-89
3. 36 Greg Johnson, 1986-89
4. 35 Brad Roberts, 2019-22
- 35 Chance Harridge, 2001-03

Season

1. 22 Chance Harridge, 2002
2. 20 Brian Bream, 1970
3. 19 Beau Morgan, 1995
- 19 Ernie Jennings, 1970
5. 18 Beau Morgan, 1996
- 18 Dee Dowis, 1989
- 18 Keith Boyea, 2001

Game

1. 6 Dee Dowis vs. San Diego St., 1989
 2. 5 Tim McVey vs. New Mexico, 2015
 - 5 Marty Louthan vs. Navy, 1983
 - 5 Ernie Jennings vs. Utah State, 1969
 - 5 Arion Worthman vs. New Mexico, 2017
 6. 4 Brad Roberts vs. UNLV, 2022*
- * - Done 16 times, most recent

Leaders by Season

Year	Player, Pos.	Pts
1956	Larry Thomson, HB/K	87
1957	George Pupich, HB/K	27
1958	Mike Quinlan, HB	48
1959	Mike Quinlan, HB	42
1960	Mike Quinlan, HB	48
1961	Nick Arshinkoff, HB	24
1962	John Gavin, K	39
1963	Terry Isaacson, QB	80
1964	Dick Czarnota, HB	24
1965	Paul Stein, QB	36
1966	Dick Hall, K	46
1967	Dennis Leuthauser, LB/K	27
1968	Curtis Martin, TB	48
1969	Dennis Leuthauser, LB/K	75
1970	Brian Bream, TB	120
1971	Craig Barry, K	33
1972	Joel Carlson, TB	54
1973	Dave Lawson, MG/K	55
1974	Dave Lawson, LB/K	70
1975	Dave Lawson, LB/K	54
1976	David Thomas, FB	48
1977	Steve Hoog, FL	30
1978	Jim Sturch, K	58
1979	Jim Sturch, K	34
1980	Sean Pavlich, K	43
1981	Sean Pavlich, K	39
1982	Sean Pavlich, K	81
1983	Marty Louthan, QB	96
1984	Carlos Mateos, K	65
1985	Kelly Pittman, HB	84
1986	Pat Evans, FB	42
	Chris Blasy, K	42
1987	Steve Yarbrough, K	63
1988	Greg Johnson, HB	106
1989	Dee Dowis, QB	112
1990	Joe Wood, K	55
1991	Joe Wood, K	88
1992	Jarvis Baker, QB	78
1993	Chris MacInnis, K	60
1994	Jake Campbell, HB	80
1995	Beau Morgan, QB	114
1996	Beau Morgan, QB	108
1997	Alex Wright, K	60
1998	Blane Morgan, QB	90
1999	Jackson Whiting, K	62
2000	Dave Adams, K	94
2001	Keith Boyea, QB	110
2002	Chance Harridge, QB	132
2003	Chance Harridge, QB	72
2004	Darnell Stephens, HB	60
2005	Scott Eberle, PK	68
2006	Zach Sasser, K/P	59
2007	Ryan Harrison, PK	101
2008	Ryan Harrison, PK	108
2009	Erik Soderberg, PK	104
2010	Tim Jefferson, QB	90
2011	Parker Herrington, PK	90
2012	Parker Herrington, PK	58
2013	Will Conant, PK	65
2014	Will Conant, PK	102
2015	Tim McVey, RB	78
2016	Luke Strebels, PK	117
2017	Arion Worthman, QB	78
2018	Jake Koehnke, PK	59
2019	Jake Koehnke, PK	90
2020	Brad Roberts, FB	30
	Tevey Schuettpelz-Rohl, PK	30
2021	Brad Roberts, FB	78
2022	Brad Roberts, FB	102

INDIVIDUAL RECORDS

Kicking

Punting Average

Career

1. 44.4 Mark Simon, 1984-86
2. 44.0 Jason Christ, 1990-91
3. 43.9 Brandon Geyer, 2008-09
4. 43.6 Will Conant, 2014
- 43.6 Jason Kirkland, 1996-98
- 43.6 Robert Barkers, 2002

Season

1. 47.3 Mark Simon, 1985
2. 47.0 Chris MacInnis, 1993
3. 45.7 Jason Christ, 1991
4. 44.7 Jason Kirkland, 1998
5. 43.7 Mark Simon, 1986

Game

1. 59.3 Ryan Harrison vs. Wyoming, 2007
2. 56.5 David Baska vs. Navy, 2011
3. 55.8 Steve Carr vs. Notre Dame, 1995
4. 53.8 Jason Christ vs. New Mexico, 1991
5. 53.6 Mark Simon vs. UTEP, 1985

Field Goal Attempts

Career

1. 95 Dave Lawson, 1972-75
2. 58 Sean Pavlich, 1980-83
3. 56 Ryan Harrison, 2007-08
4. 50 Dennis Leuthauser, 1967-69
5. 49 Joe Wood, 1989-91

Season

1. 31 Dave Lawson, 1974
2. 30 Erik Soderberg, 2009
3. 29 Ryan Harrison, 2008
4. 28 Dave Lawson, 1975
5. 27 Ryan Harrison, 2007

Game

1. 6 Erik Soderberg vs. San Diego St., 2009
 2. 5 Joey Ashcroft vs. Army, 2003*
- * - Done eight times, most recent

Field Goals Made

Career

1. 51 Dave Lawson, 1972-75
2. 43 Ryan Harrison, 2007-08
3. 42 Sean Pavlich, 1980-83
4. 41 Luke Strebels, 2015-17
5. 39 Joe Wood, 1989-91

Season

1. 24 Ryan Harrison, 2008
2. 22 Erik Soderberg, 2009
- 22 Luke Strebels, 2017
4. 19 Will Conant, 2014
- 19 Ryan Harrison, 2007
- 19 Dave Adams, 2000
- 19 Dave Lawson, 1974

Game

1. 4 Jake Koehnke vs. Navy,* 2019
- * - Done 10 times, most recent

Field Goal Percentage

Career

1. .882 Will Conant, 2013-14 (30-34)
2. .880 Jake Koehnke, 2017-19 (22-25)
3. .854 Luke Strebels, 2015-17 (41-48)
4. .826 Jackson Whiting, 1998-99 (19-23)
5. .796 Joe Wood, 1989-91 (39-49)

Season

1. 1.000 Jake Koehnke, 2019 (13-13)
- 1.000 Jackson Whiting, 1999 (12-12)
3. .909 Luke Strebels, 2015 (10-11)
4. .905 Will Conant, 2014 (19-21)
5. .889 Joey Ashcroft, 2002 (16-18)

Extra Point Attempts

Career

1. 131 Luke Strebels, 2015-17
2. 118 Sean Pavlich, 1980-83
3. 108 Joe Wood, 1989-91
4. 95 Parker Herrington, 2011-12
5. 88 Jake Koehnke, 2017-19

Season

1. 55 Jake Koehnke, 2019
2. 54 Jackson Whiting, 1998
3. 52 Tom Ruby, 1985
4. 51 Luke Strebels, 2016
5. 50 Joey Ashcroft, 2002
- 50 Joe Wood, 1989

Game

1. 9 Chris MacInnis vs. Indiana St., 1993
 - 9 Steve Yarbrough vs. New Mexico, 1988
 - 9 Dave Lawson vs. Davidson, 1982
 4. 8 Erik Soderberg vs. Northwestern St., 2010*
- * - Done eight times, most recent

Extra Points Made

Career

1. 131 Luke Strebels, 2015-17
2. 111 Sean Pavlich, 1980-83
3. 104 Joe Wood, 1989-91
4. 91 Parker Herrington, 2011-12
5. 83 Jake Koehnke, 2017-19

Season

1. 53 Jackson Whiting, 1998
2. 52 Tom Ruby, 1985
3. 51 Luke Strebels, 2016
- 51 Jake Koehnke, 2019
5. 48 Joe Wood, 1989

Game

1. 9 Chris MacInnis vs. Indiana St., 1993
 - 9 Steve Yarbrough vs. New Mexico, 1988
 3. 8 Erik Soderberg vs. Northwestern St., 2010*
- * - Done six times, most recent is listed.

Extra Point Pct.

Career

1. 1.000 Luke Strebels, 2015-17 (131-131)
- 1.000 Luke Strebels, 2015-16 (88-88)
- 1.000 Tom Ruby, 1984-85 (57-57)
- 1.000 Chris Blasy, 1986-87 (22-22)
5. .987 Jackson Whiting, 1998 (79-80)
6. .976 Ryan Harrison, 2007-08 (80-82)
7. .976 Will Conant, 2013-14 (81-83)

Season

1. 1.000 Luke Strebels, 2016 (51-51)
- 1.000 Luke Strebels, 2017 (43-43)
- 1.000 Luke Strebels, 2015 (37-37)
- 1.000 Jackson Whiting, 1999 (26-26)
- 1.000 Steve Yarbrough, 1987 (30-30)
- 1.000 Chris Blasy, 1986 (15-15)
- 1.000 Tom Ruby, 1985 (52-52)
- 1.000 Dave Lawson, 1975 (15-15)
- 1.000 Tevye Schuettpeiz-Rohl, 2020 (15-15)

Punting Leaders by Season

Year	Player, Pos.	#-Yards
1956	Eddie Rosane, QB	24-34.4
1957	John Kuenzel, QB	22-35.3
1958	Rich Mayo, QB	24-36.5
1959	Rich Mayo, QB	32-35.0
1960	Rich Mayo, QB	42-38.1
1961	Terry Isaacson, HB	39-40.3
1962	Terry Isaacson, QB	40-38.7
1963	Terry Isaacson, QB	41-39.0
1964	Ken Jagers, HB	51-41.0
1965	Pat Hogarty, K	60-38.7
1966	Pat Hogarty, K	51-38.7
1967	Steve Roseman, FB	44-35.1
1968	Scott Hamm, DB	67-39.3
1969	Darryl Haas, LB	55-38.7
1970	Scott Hamm, DB	53-41.2
1971	Darryl Haas, LB	67-42.0
1972	Jerry Olin, DB	46-34.3
1973	Tom Lange, P	54-37.6
1974	Tom Lange, P	26-37.0
1975	Tom Lange, P	63-41.5
1976	Ken Dressel, P	54-36.0
1977	Scott Schafer, P	65-37.5
1978	Scott Schafer, P	62-43.2
1979	Scott Schafer, TE	78-41.2
1980	Scott Schafer, QB	38-38.0
1981	Jeff Kubiak, P	61-38.9
1982	Jeff Kubiak, P	43-43.4
1983	Jeff Kubiak, P	36-43.2
1984	Mark Simon, P	48-42.1
1985	Mark Simon, P	53-47.3
1986	Mark Simon, P	63-43.7
1987	Chris Blasy, P/K	58-38.0
1988	Chris Blasy, P/K	43-40.2
1989	Eric Olson, P	37-38.0
1990	Jason Christ, P	59-42.6
1991	Jason Christ, P	50-45.7
1992	Chris MacInnis, P/K	58-41.5
1993	Chris MacInnis, P/K	49-47.0
1994	Steve Carr, P	51-41.7
1995	Steve Carr, P	45-43.2
1996	Jason Kirkland, P	16-42.8
1997	Jason Kirkland, P	53-43.0
1998	Jason Kirkland, P	38-44.7
1999	Scott Gribben, P	57-41.9
2000	Dallas Thompson, P	50-40.8
2001	John Cortney, P	39-42.4
2002	Robert Barkers, P	23-43.6
2003	Andrew Martin, P	43-43.2
2004	Donny Heaton, P	47-41.3
2005	Donny Heaton, P	28-39.2
2006	Zach Sasser, P/K	39-40.8
2007	Ryan Harrison, P/K	46-42.9
2008	Ryan Harrison, P/K	43-38.9
2009	Brandon Geyer, P	50-43.0
2010	Keil Bartholomew, P	28-40.4
2011	David Baska, P	32-40.8
2012	David Baska, P	40-39.2
2013	David Baska, P	48-39.5
2014	Will Conant, P	61-43.6
2015	Luke Strebels, P/K	13-40.0
2016	Steve Brosy, P	48-41.1
2017	Charlie Scott, P	41-42.1
2018	Jake Koehnke, P	17-41.6
2019	Charlie Scott, P	30-40.5
2020	Joseph Carlson, P	14-39.6
2021	Carson Bay, P	16-40.9
2022	Carson Bay, P	31-37.6

Defense

Tackles

Career

1. 475 Terry Maki, 1983-86
2. 469 Tom Foertsch, 1976-78
3. 381 Mike France, 1979-81
4. 366 Jack Kucera, 1975-77
5. 363 Brian Hill, 1988-90
6. 342 Chris Gizzi, 1994-97
7. 340 Johnny Jackson, 1978-81
8. 338 Ryan Williams, 1977-79
9. 337 Ray Wild, 1972-74
10. 319 Drew Fowler, 2005-07

Season

1. 195 Terry Maki, 1986
2. 184 Tom Foertsch, 1977
3. 179 Chris Gizzi, 1997
4. 170 Jack Kucera, 1976
5. 166 Jack Kucera, 1977
6. 163 Tom Foertsch, 1976
7. 157 Mike France, 1980
8. 146 Brian Hill, 1988
9. 145 Willie Mayfield, 1970
10. 144 Shawn Smith, 1982

Game

1. 30 Terry Maki vs. N.D., 1985
2. 26 Jack Kucera vs. BC, 1977
3. 25 Terry Maki vs. Wyo, 1986
- 25 Tom Foertsch vs. Notre Dame, 1977
5. 24 Jack Kucera vs. Arizona St, 1977
6. 23 Brady Amack vs. Navy, 2011
- 23 Brian Hill vs. Colorado St, 1988
- 23 Terry Maki vs. N. D., 1986
- 23 Tom Foertsch vs. Pacific, 1977
- 23 Darryl Haas vs. Oregon, 1970
- 23 Jack Kucera vs. Pacific, 1977
- 23 Larry Tollstam vs. Wash, 1964



QB Sacks

(Did not start until 1986)

Career

1. 34 Chad Hennings, 1985-87
2. 23 Vergil Simpson, 1990-92
3. 20 Johnny Harrison, 1992-94
4. 16 Ryan Watson, 2014-16
- 16 Vince Sanford, 2019-22

Season

1. 24 Chad Hennings, 1987
2. 13 Vergil Simpson, 1991
3. 12 Johnny Harrison, 1994
4. 11 John Steed, 1986
5. 10 Randle Gladney, 1989
- 10 Chad Hennings, 1986
- 10 Steve Spewock, 1986
8. 9.5 Vince Sanford, 2021
9. 9 Ryan Watson, 2016
- 9 Jake Paulson, 2008
- 9 Erik Davis, 1984

QB Sack Yardage

(Did not start until 1986)

Career

1. 225 Chad Hennings, 1985-87
2. 137 Johnny Harrison, 1992-94
3. 134 Vergil Simpson, 1990-92
4. 130 Vince Sanford, 2019-22
5. 87 Chris Gizzi, 1994-97
- 87 Jake Paulson, 2006-08
7. 86 Shawn Thomas, 1997-98
8. 78 Brian McCray, 1993-95
9. 75 Randle Gladney, 1988-89
10. 72 J.T. Tokish, 1988-90

Season

1. 182 Chad Hennings, 1987
2. 91 Vince Sanford, 2021
3. 85 Johnny Harrison, 1994
4. 79 Jordan Jackson, 2021
5. 78 Vergil Simpson, 1991
6. 67 Shawn Thomas, 1998
7. 60 Jake Paulson, 2008
8. 59 J.T. Tokish, 1989
9. 52 Erik Davis, 1984
10. 51 Jordan Pierce, 2014

Tackles for Loss

(Includes QB Sacks)

Career

1. 71 Chad Hennings, 1985-87
2. 55 Dave Scott, 1975-77
3. 46 Vergil Simpson, 1990-92
4. 41.5 Shawn Thomas, 1997-99
5. 41 Johnny Harrison, 1992-94
6. 38 John Ziegler, 1983-85
7. 37 Steve Fernandez, 1994-97
8. 36.5 Alex Hansen, 2012-15
9. 36 Chris Gizzi, 1994-97
10. 35.5 Vince Sanford, 2019-22

Season

1. 31 Chad Hennings, 1987
2. 27 Dave Scott, 1976
3. 24 John Steed, 1986
4. 23 Shawn Thomas, 1998
5. 22 Johnny Harrison, 1994
6. 21 Vergil Simpson, 1991
- 21 Chris Gizzi, 1997
8. 20 Chad Hennings, 1986
- 20 Chad Hennings, 1985
10. 19 Randle Gladney, 1989
- 19 Mark Ewig, 1969

Tackles for Loss Yardage

Career

1. 453 Chad Hennings, 1985-87
2. 321 Dave Scott, 1975-77
3. 233 Johnny Harrison, 1992-94
4. 232 Shawn Thomas, 1997-99
5. 218 Vergil Simpson, 1990-92
6. 209 John Ziegler, 1983-85
7. 185 Chris Gizzi, 1994-97
8. 175 Mark Ewig, 1967-69
9. 163 Vince Sanford, 2019-22
10. 161 Gene Ogilvie, 1970-72

Season

1. 202 Chad Hennings, 1987
2. 181 Dave Scott, 1976
3. 148 Shawn Thomas, 1998
4. 140 Chad Hennings, 1985
5. 131 Johnny Harrison, 1994
6. 118 Vince Sanford, 2021
7. 116 Vergil Simpson, 1991
8. 110 John Ziegler, 1985
9. 107 Mark Ewig, 1969
10. 98 Dennis Leuthauser, 1969



Chris Gizzi (left) and Chad Hennings (right)

INDIVIDUAL RECORDS

Interceptions

Career

1.	18	Weston Steelhammer, 2013-16
2.	17	Tom Rotello, 1983-86
3.	16	Carlton McDonald, 1989-92
4.	15	Dwan Wilson, 1982-85
5.	12	Anthony Wright, 2008-11
6.	11	Kelvin King, 1993-95
7.	10	Scott Thomas, 1982-85
	10	Brian Watkins, 1991-94
	10	Jon Davis, 2008-11
10.	9	Tim Curry, 1996-98
	9	Cyd Maattala, 1968-70
	9	Dave Carraway, 1979-81
	9	Reggie Rembert, 2007-10

Season

1.	8	Carlton McDonald, 1992
	8	Tom Rotello, 1985
3.	7	Weston Steelhammer, 2016
	7	Anthony Wright, 2009
	7	Jim Smith, 1970
6.	6	Weston Steelhammer, 2014*

* - Done nine times, most recent

Interception Yardage

Career


1.	296	Tom Rotello, 1983-85
2.	210	Anthony Wright, 2008-11
3.	198	Zane Lewis, 2017-19
4.	195	Carlton McDonald, 1989-92
5.	182	Frank Staine-Pyne, 1994-97
6.	173	Jimmy Smith, 1968-70
7.	154	Larry Duncan, 2001-03
8.	152	Nate Allen, 2003-04
9.	149	Johnny Jackson, 1978-81
10.	147	Dwan Wilson, 1982-85

Season

1.	182	Frank Staine-Pyne, 1997
2.	167	Jim Smith, 1970
3.	153	Anthony Wright, 2009
4.	136	Carl Dieudonne, 1983
5.	117	Nate Allen, 2003
6.	113	Larry Duncan, 2001
7.	110	Charlie May, 1956
8.	109	Carlton McDonald, 1992
9.	103	Terry Isaacson, 1962
10.	101	Tom Rotello, 1985

INT Leaders by Season

Year	Player, Pos.	#-Yards
1956	John Kuenzel	3-55
1957	Tom Jozwiak	3-10
	George Pupich	3-10
1958	Steve Galios	2-19
1959	Rich Mayo	4-34
1960	Don Baucom	2-15
1961	Bob McDonough	6-75
1962	Terry Isaacson	4-103
1963	John Puster	3-0
1964	John Puster	3-34
1965	Lloyd Duncan	3-42
1966	Tom Zyroll	3-89
1967	Neal Starkey	3-27
1968	Cyd Maattala	6-41
1969	Glenn Leimbach	2-15
1970	Jim Smith	7-167
1971	Bob Gilbert	2-30
1972	Dennis Collins	4-39
1973	Dennis Collins	4-76
1974	Mike Mark	4-60
1975	Jim Miller	6-82
1976	Tim Hoy	2-15
1977	Tim Hoy	3-31
1978	Clay Rumph	3-41
1979	Johnny Jackson	2-70
1980	Dave Carraway	5-53
1981	Dave Carraway	4-5
1982	Greg Zolniger	3-62
1983	Carl Dieudonne	4-136
1984	Dwan Wilson	5-52
1985	Tom Rotello	5-101
1986	Tom Rotello	5-78
1987	Mike Gantt	3-17
1988	Andy Toth	2-27
	Gary Kilmer	2-0
1989	Randle Gladney	4-49
1990	Shanon Yates	4-39
1991	Carlton McDonald	6-76
1992	Carlton McDonald	8-109
1993	Brian Watkins	4-93
1994	Brian Watkins	6-28
1995	Kelvin King	5-18
1996	Steve Pipes	3-36
1997	Tim Curry	5-99
1998	Craig Thorstenson	3-42
1999	Jason Blevins	3-0
2000	Kurt Duffy	2-9
2001	Larry Duncan	3-113
	Wes Crawley	3-29
2002	Wes Crawley	4-28
2003	Jeff Overstreet	3-51



2004	Nate Allen	2-35
	Chris Sutton	2-44
2005	Bobby Giannini	3-35
2006	Julian Madrid	2-12
2007	Carson Bird	6-10
2008	Reggie Rembert	3-23
2009	Anthony Wright	7-153
2010	Reggie Rembert	3-31
	Jon Davis	3-23
2011	Jon Davis	4-43
2012	Alex Means	2-86
	Steffon Batts	2-46
2013	Christian Spears	2-38
2014	Weston Steelhammer	6-10
2015	Weston Steelhammer	5-30
2016	Weston Steelhammer	7-33
2017	Shaquille Vereen	1-30
	Lakota Wills	1-0
	Kyle Floyd	1-0
	James Jones	1-0
2018	Jeremy Fejedelem	3-0
2019	Milton Bugg III	3-99
2020	Corvan Taylor	2-82
2021	Corvan Taylor	3-21
2022	Camby Goff	3-25



ALL-TIME LETTERMEN

The first number is the graduation year, followed by years lettered.

-- A --

Aaron, James R., 81, 78
 Abraham, Robert E., 73, 72
 Achter, Gilbert J., Jr, 64, 61, 62, 63
 Adair, Marcus, 95, 91
 Adams, Cedric, 04, 02
 Adams, Craig P., 77, 74, 75, 76
 Adams, Dave, 01, 98, 99, 00
 Adams, James J., 84, 80, 81
 Addison, Nakia, 97, 93, 94, 95, 96
 Adeji-Paul, P.J., 12, 08, 09, 10, 11
 Adeniji, Moshood, 14, 12, 13
 Ahlgrimm, Pat, 89, 86, 87, 88
 Ahmann, Gerald L., 63, 62
 Aihie, Osaro, 25, 22
 Akinyemi, Charles, 05, 01, 02
 Albrecht, Thomas L., 80, 76, 77
 Alexander III, Claude, 17, 14, 15, 16
 Alexander, Kendin, 25, 22
 Alexander, Marcus, 97, 95, 96
 Allaway, Arthur W., 72, 69
 Allen, David K., 68, 65, 66, 67
 Allen, John R., 16, 15
 Allen, Kyle, 01, 98, 99, 00
 Allen, Nate, 05, 01, 02, 03, 04
 Allen, Steven S., 86, 84, 85
 Altman, Hunter, 09, 06, 07, 08
 Alves, Daniel, 01, 98, 99
 Amack, Brady, 12, 08, 09, 10, 11
 Amdor, Stephen L., 65, 62, 63, 64
 Amezaga, Ricky, 03, 00, 01, 02
 Amy, Garrett, 19, 16, 17, 18
 Anderson, Erik, 06, 04, 05
 Anderson, Greg, 90, 87
 Anderson, Jacob, 05, 02
 Anderson, Matthew, 21, 19, 20
 Anderson, Tod D., 81, 78, 80
 Antoine, Edward L., Jr., 82, 79, 81
 Apfel, Cody, 16, 14, 15
 Arata, Joseph F., 84, 82, 83
 Ariguzo, Ikenna, 14, 10
 Armour, Alex, 93, 89, 90, 91, 92
 Armstrong, Spencer, 09, 06, 07, 08
 Arndt, Alexander, 11, 10
 Arshinkoff, Nicholas T., 63, 60, 61, 62
 Arthur, Jamie, 02, 99, 00, 01
 Ashcroft, Joey, 04, 01, 02, 03
 Atrice, Stephen, 13, 11, 12
 Avery, Hank, 15, 11
 Avila, Robert B., 84, 80, 81, 82, 83
 Awini, Abdul-Jaleel, 16, 12

-- B --

Bagnall, Brody, 19, 16, 17, 18
 Baca, Brad, 05, 02
 Bacigalupo, Phil, 67, 64
 Backus, David L., 65, 62, 63, 64
 Baer, Craig A., 68, 66, 67
 Bailey, John, 90, 88
 Bair, Jared, 20, 19
 Baker, Chris H., 93, 90, 91, 92
 Baker, Jarvis, 93, 90, 91, 92
 Baker, Kalon, 16, 13, 14, 15
 Baldwin, Brett, 18, 16, 17
 Ball, Shelby G., 80, 76, 77, 78, 79
 Banks, Antoine J., 93, 90, 91, 92
 Barbery, Tyrone, 97, 96
 Bark, Andrew G., 83, 79, 80
 Barkers, Robert, 05, 02
 Barnes, Miles, 16, 13, 14, 15


Barnes, Reginald, 16, 12
 Barnes, Robert P., 67, 65, 66
 Barnes, William P., 83, 80, 81
 Barnhorst, Jacob R., 18, 15, 16, 17
 Barreau, Terrence, 02, 99, 00
 Barron, Michael, 99, 97, 98
 Barry, Craig L., 72, 70, 71
 Barry, Samuel, 19, 16
 Barth, Tyler S., 88, 85, 86, 87
 Bartholomew, Keil, 11, 10
 Basik, Jeffrey P., 82, 79
 Baska, David, 13, 11, 12, 13
 Bassa, Paul, Jr, 72, 69, 70, 71
 Battle, Elliot, 11, 08, 09
 Batts, Stefon, 14, 11, 12, 13
 Baucom, Donald R., 62, 59, 60, 61
 Bauman, Philip J., 71, 68, 69, 70
 Baumgarten, Timothy O., 78, 74
 Baxley, Jared, 07, 04, 06
 Baxter, Gary L., 70, 67, 68, 69
 Baxter, Robert H., 62, 59
 Bay, Carson, 25, 21, 22
 Bays, Kent J., 72, 69, 70, 71
 Beake, Christopher, 94, 92, 93
 Beal, Byron E., 73, 72
 Beard, Kenneth, 25, 22
 Beard, Nate, 01, 99, 00
 Beasley, Britton, 21, 20
 Becker, Scott, 01, 98, 99, 00
 Becker, William R., 80, 79
 Beene, Lane, 91, 88, 89, 90
 Beers, Rocky, 25, 22
 Behne, Daniel G., 84, 82, 83
 Bein, Charles, 24, 20
 Bell, Kevin, 90, 87, 88, 89
 Bell, Zachary, 11, 10
 Bellamy, Jamari, 25, 22
 Bendrick, Patrick D., 84, 81
 Bennett, Marcus, 19, 16, 17, 18
 Bensen, Jeffrey, 12, 09, 10, 11
 Bentley, Brendan, 23, 21, 22
 Bentley, Tim, 90, 87
 Bergstrom, Jeffrey, 94, 92, 93
 Bernardoni, Brandon, 05, 02
 Berry, William M., III, 74, 71, 72, 73
 Beschel, Dillon, 15, 12, 13, 14
 Bess, Neal K., 2018, 15, 16, 17
 Betance, Michael, 90, 87, 88, 89
 Beveridge, Ryan, 18, 15, 16, 17
 Bierie, John M., 71, 68, 69, 70
 Bievenour, Michael, 79, 76
 Bird, Carson, 08, 04, 05, 06, 07
 Birdow, Taven, 20, 17, 18, 19
 Bitterman, Thomas L., 69, 68
 Black, Michael, 94, 91, 92, 93
 Blackmon, Thadius, 22, 18, 21, 22
 Blake, Kupono, 24, 20, 21, 22
 Blanchard, Corbin, 21, 20
 Blanchard, Len, 90, 87
 Blank, Gary F., 72, 69, 70, 71
 Blasy, Christopher, 89, 86, 87, 88
 Bledsoe, Robert G., 81, 78, 79, 80
 Blevins, Jason, 00, 97, 98, 99
 Blew, Bryan, 03, 00, 02
 Block, Dane, 91, 88, 89
 Bloodworth, Darryl M., 64, 61, 62, 63
 Bloomfield, Michael J., 81, 79, 80
 Blum, Caden, 24, 20, 21, 22
 Bobko, Peter B., 62, 59, 60
 BoisD'Enghien, Andrew, 24, 21, 22
 Bolen, Michael D., 71, 68, 69, 70
 Bonaldo, Dino, 92, 89
 Bonds, Cale, 00, 97, 98, 99
 Bonelli, Brian, 00, 97, 98
 Bonham, Steven S., 93, 90
 Booker, Albert, 89, 86, 87, 88

Booth, Ryan, 22, 20, 21
 Bortka, Victor C., 84, 81, 82, 83
 Bounds, Jordan, 01, 00
 Bowers, Jason, 93, 90, 91, 92
 Bowman, Jason, 06, 04
 Boyd, CJ, 25, 22
 Boyea, Keith, 02, 00, 01
 Bradley, Loyd, 14, 10
 Brackney, David, 95, 93
 Braley, Andrew, 06, 04
 Brancato, Matthew, 99, 97
 Brandt, William M., 65, 64
 Brantley, Luke, 16, 14, 15
 Brazier, Floyd, 98, 96
 Bready, Alvin, 75, 73, 74
 Bream, Brian B., 72, 69, 70, 71
 Bream, Scott R., 77, 75, 76
 Breece, Scott, 98, 96, 97
 Breier, Cameron, 25, 22
 Brennan, Hugh P., 86, 83, 84, 85
 Brennan, Kevin B., 72, 70, 71
 Brennan, Steven, 91, 89, 90
 Brenner, Paul H., 73, 72
 Brezinsky, Thomas J., 85, 84
 Brickey, Robert E., 61, 58, 59, 60
 Briehl, Austin, 13, 10, 11, 12
 Brimer, William T., 80, 77
 Brinkerhoff, Jerry L., 68, 65, 66, 67
 Brittain, Ben, 24, 20, 22
 Brockman, Elijah, 22, 21, 22
 Bronkar, Cody, 2018, 15, 16, 17
 Bronson, Howard F., 60, 57, 58, 59
 Brooks, Matthew, 96, 94, 95
 Brosy, Steven M., 17, 15, 16
 Brown, Garrett A., 16, 12, 13, 14, 15
 Brown, Brandon, 03, 00, 01
 Brown, Bruce A., 81, 78, 79, 80
 Brown, Derek C., 86, 82, 83, 84, 85
 Brown, Ethan M., 18, 15, 16, 17
 Brown, Jason, 06, 03, 04, 05
 Brown, Lawrence R., 79, 78
 Brown, Marcus, 08, 04
 Brown, Mike W., 85, 82, 83, 84
 Brown, Qualario, 01, 97, 98, 00
 Brown, Richard M., 63, 60, 61, 62

Brown, Thomas, 97, 92, 95, 96
 Browne, Dillon, 19, 16
 Browning, Peter J., 86, 82
 Bryan, Warren, 22, 19, 20, 21
 Bryant, Clay, 10, 08
 Bryant, James, 24, 21, 22
 Bryant, Ronald M., Jr., 86, 84, 85
 Brynteson, David W., 94, 91, 92, 93
 Bugg, Mason, 24, 21
 Bugg III, Milton (Tre), 21, 18, 19, 21
 Buehler, Robert B., 80, 79
 Bueker, Charles, 04, 02, 03
 Buelow, Joel, 03, 00, 01, 02
 Bullard, Brian M., 83 (D)
 Bullard, Kevin J., 89, 86, 87, 88
 Bullard, Robert, 19, 16, 17, 18
 Bunecke, Joseph, 78, 76, 77
 Bungum, Dylan, 15, 12, 13
 Burbank, Jeffrey, 94, 92, 93
 Burchett, Allen W., 68, 65, 66
 Burdett, Jeffrey, 92, 90, 91
 Burg, Michael S., 84, 81
 Burger, Gregory, 91, 89, 90
 Burgwald, Jonathan R., 88, 85, 86, 87
 Burk, Owen, 24, 21, 22
 Burkart, Howard, 65, 64
 Burkey, Bruce A., 68, 65, 66, 67
 Burns, James, 02, 00, 01
 Burns, Steven R., 80, 79
 Buron, Raoul J., Jr, 75, 73, 74
 Bush, Gregory J., 78, 76, 77
 Bush, Noah, 22, 19, 20, 21
 Bushell, Mark W., 78, 75, 76, 77
 Butler, Anthony, 05, 01, 02, 03, 04
 Butler, Laurence J., 79, 78
 Buttrell, Frederick W., 85, 82, 83, 84
 Byers, Samuel, 17, 14, 15, 16
 Byrd, Jamal, 15, 12, 13, 14
 Byrd-Fulbright, Brenton, 10, 07, 08

-- C --

Cage, Tre, 02, 00, 01
 Calhoun, Troy, 89, 85, 86, 87, 88
 Calvert, Aiden, 25, 22



TD Blackmon

ALL-TIME LETTERMEN

Camacho, Marlon G., 88, 85
 Cameron, Carl, 91, 90
 Cameron, Von M., 85, 82, 83
 Campbell, Chris 10, 07, 08, 09
 Campbell, Kristpher, 22, 19, 20, 21
 Campbell, Jake, 96, 93, 94, 95
 Campbell, Jason, 97, 96
 Cancino, Paul, 02, 00, 01
 Cannada, Briceton, 14, 11, 12, 13
 Cannon, Riley, 15, 12, 13, 14
 Cantwell, Michael T., 76, 73, 74, 75
 Capotosto, Nicholas, 95, 93
 Capra, Micah, 19, 16, 17, 18
 Cardinal, Xavier, 19, 16
 Carey, Conner, 23, 21, 22
 Carlan, Mason, 24, 21, 22
 Carlson, Dana J., 75, 72
 Carlson, Joel A., 73, 70, 71, 72
 Carlson, Joseph, 21, 20
 Carlson, Mark, 06, 03, 04, 05
 Carney, Brian T., 77, 74, 75, 76
 Carney, Cormac J., 82, 78
 Carney, Shaun, 08, 04, 05, 06, 07
 Carp, Christopher, 07, 05, 06
 Carpenter, Ken S., 86, 83, 84, 85
 Carr, A.C., 00, 98
 Carr, Steve, 96, 94, 95
 Carr, Terry, 90, 87, 89
 Carraway, David L., 82, 79, 80, 81
 Carrington, Kevin, 14, 13
 Carter, Cicilio, 13, 09
 Carter, Ryan, 04, 02, 03, 04
 Casados, Tyler, 23, 21, 22
 Cash, Gideon D., 96, 93, 94
 Castanias, Paul C., 86, 83
 Castleberry, Cameron, 19, 16
 Castonguay, Eian, 23, 21, 22
 Cates, Preston, 93, 90, 91
 Cathcart, Richard J., 67, 65, 66
 Caunitz, Allen, 17, 14, 15, 16
 Cerise, Mark C., 79, 77, 78
 Chambers, James, 13, 09, 10, 11, 12
 Champaign, Joseph, 15, 11, 12, 13
 Chandler, Kenneth, 00, 97, 98, 99
 Chandler, Michael J., 86, 83, 84, 85

Chandler, Robert D., 80, 76, 77
 Charles, Nick, 10, 06, 07, 08, 09
 Charron, Chris, 05, 04
 Charters, Doug, 00, 98, 99
 Cherry, Mark, 91, 88
 Chesney, Kurt, 26, 22
 Chrisley, James, 94, 92, 93
 Christ, Jason J., 92, 90, 91
 Cianciolo, Frederick R., 82, 79
 Cillessen, Bret, 96, 94, 95
 Clark, Asher, 12, 08, 09, 10, 11
 Clark, Don, 03, 01, 02
 Clark, George C., 59, 56, 57, 58
 Clark, Kenneth H., II, 59, 56, 57, 58
 Clark, Richard M., 86, 82, 83, 84, 85
 Clayton, Joshua, 08, 05, 06, 07
 Cleveland, Kellen, 17, 15, 16
 Cleveland, Ronald, 2019, 16, 17, 18
 Clifford, Larry, 96, 93
 Cline, Barry P., 69, 66, 67
 Clinton-Earl, Aaron, 16, 13
 Cobb, Wesley, 13, 09, 10, 11, 12
 Cochran, Ben, 11, 08, 09, 10
 Cochran, Isaac, 22, 19, 21, 22
 Cochran, Gregory E., 89, 87, 88
 Coddington, Michael W., 80, 77
 Cole, Adam, 05, 02, 03, 04
 Cole, Felix, 04, 01, 02, 03
 Cole, Larry R., 68, 65, 66
 Coleman, Jerald A., 79, 77
 Coleman, Monty, 04, 01, 02, 03
 Coleman, Thomas H., 85, 81, 82, 83, 84
 Coleman, William (Drew), 13, 09, 10, 11, 12
 Collins, Corey, 24, 21, 22
 Collins, Dennis F., 74, 72, 73
 Collins, Tyme, 25, 22
 Conant, Will, 15, 13, 14
 Conley, David, 05, 01, 02, 03, 04
 Conley, John E., 65, 62
 Connell, Chris P., 92, 89, 90, 91
 Connor, Bradley, 11, 08, 09, 10
 Connors, Ross, 19, 16, 17, 18
 Cook, Lawrence P., 68, 65, 66
 Cooks, Jamil, 14, 10, 11
 Coppola, Santo, 18, 15, 16, 17

Corcoran, Brian, 13, 09, 10
 Cormany, Gerritt C., 67, 66
 Cormier, David, 22, 21, 22
 Cornum, Kory G., 80, 77, 78, 79
 Cortese, Casey, 00, 97, 98, 99
 Cortney, John, 02, 01
 Cousins, Josh, 10, 07, 08, 09
 Covington, John R., 76, 73, 74, 75
 Cox, Franklin E., 76, 74, 75
 Crabbe, Noah, 2019, 16
 Crandall, Jason, 91, 90
 Crawley, Wes, 03, 00, 01, 02
 Crossetti, Cory, 04, 02, 03
 Crossman, Mark G., 89, 86, 87, 88
 Crowe, Lelvin, Jr., 78, 76, 77
 Crump, Thomas, 07, 06
 Cubero, Ruben, 61, 58, 59, 60
 Culbertson, Steven R., 75, 72
 Cunningham, Nate, Jr, 87, 84, 85, 86
 Curry, Cameron, 97, 96, 95, 96
 Curry, Kellen, 09, 06
 Curry, Timothy, 99, 96, 97, 98
 Curtis, Robert S., 86, 83, 84
 Cutting, Austin, 2019, 16, 17, 18
 Cwach, Emile E., 59, 56, 57, 58
 Czarnota, Richard, 65, 62, 63, 64

Dixon, Charles, II, 84, 81
 Dixon, Lee C., 61, 60
 Dohallow, Tyler, 07, 04, 05, 06
 Dohner, Charles F., 75, 72
 Dolan, John W., 59, 56, 57
 Donaldson, Grant, 21, 18, 19, 20
 Dorger, John M., 68, 66
 Dornbusch, Kette, 92, 89, 90, 91
 Douglass, Chase, 13, 11
 Douville, Arnold K., 78, 76, 77
 Dowd, McKenzie B., 12, 09
 Dowis, Dee, 90, 86, 87, 88, 89
 Downey, Douglas E., 93, 90, 91, 92
 Dreslinski, Nathaniel, 15, 12, 13, 14
 Dressel, Kenneth L., 80, 76, 78, 79
 Driskell, Bryan, 17, 15, 16
 Drownowski, Stephen T., 80, 77, 78, 79
 Duff, Timothy L., 71, 68, 69, 70
 Duffy, Kurt, 01, 99, 00
 Dunbar, Douglas K., 82, 79, 80, 81
 Duncan, Larry, 04, 01, 02, 03
 Duncan, Lloyd F., 67, 64, 65, 66
 Duncavage, Luke, 15, 13
 Dunn, Brent, 90, 87
 Dunn, Brett, 16, 14, 15
 Dunn, Haji H., 17, 15, 16
 Dunn, Tim, 94, 92, 93
 Dunn, Troy E., 93, 90, 91, 92
 Durden, Devin, 14, 11
 Durham, Warren, 92, 89, 90
 Duty-Tyson, Aubrey, 18, 15, 16
 Dwyer, Richard E, 96, 95
 Dyer, Jason, 94, 93

-- D --

Dahlen, Christopher, 24, 21, 22
 Dahlmann, James W., 82, 78, 79, 80, 81
 Dailey, Blake, 1029, 16, 17, 18
 Dailey, Stephen W., Jr, 84, 80
 Dale, Alan G., 83, 79
 Dalger, Lesley, 20, 17, 18, 19
 Dalton, Michael, 97, 93, 94, 95
 Daniels, Haaziq, 23, 20, 21, 22
 Daniels, Tony, 14, 11
 Danquah, Mustafa, 02, 00
 Dapore, Mathew, 25, 21, 22
 Darby, Ryan, 2019, 16, 17, 18
 Darden, Chase, 11, 08, 09, 10
 Daughtery, Andrew, 17, 15, 16
 Daveren, Shane, 17, 14, 15, 16
 Davidson, Frederick M., 85, 81
 Davies, Jeffrey, 91, 89, 90
 Davis, Donald, 94, 92, 93
 Davis, Erik, 95, 91, 92, 93
 Davis, Jon, 12, 08, 09, 10, 11
 Davis, Micah, 24, 21
 Davis, Matt, 09, 07
 Davis, Micah, 24, 20
 Davis, Pate, 17, 15, 16
 Davis, William E., 83, 79
 Dawkins, Malik, 20, 17
 Day, Scott, 13, 11, 12
 Dayoc, Matt, 01, 98, 99, 00
 Debes, Joseph M., 75, 72, 73, 74
 DeCoud, Justin M., 15, 12, 13, 14
 Deeks, Lochlin, 17, 15, 16
 Dehart, Paul E., 74, 72, 73
 Dekker, Travis, 08, 04, 06, 07, 08
 Delgado, Michael A., Jr., 83, 79
 Delligatti, Robert S., 59, 57
 Demerath, Chaz, 11, 08, 09, 10
 Denny, John P., 84, 81
 DeJulio, Nicholas, 13, 11, 12
 DeOrio, James K., 70, 68, 69
 DeRock, Mark, 96, 93, 94, 95
 DeRuyter, Tim J., 85, 82, 83, 84
 Devine, Matt, 25, 22
 DeVries, Michael, 19, 16
 DeWitt, Mike, 13, 11, 12
 DeWolf, Nicholas, 21, 20
 Diehl, Richard, 04, 02, 03
 Dietz, Connor, 12, 09, 10, 11, 12
 Dieudonne, Carl H., 84, 81, 82, 83

-- E --

Eaglin, David, 94, 92, 93
 Eason, Jordan, 13, 10, 11, 12
 Eaton, Trey, 09, 06
 Ebia, Abe, 98, 96
 Eberle, Scott, 06, 04, 05
 Eccles, Jon, 02, 00
 Eckles, Danny L., 63, 60
 Edwards, Adam, 96, 94, 95
 Edwards, Albert, M., 94, 91, 92, 93
 Edwards, Pat, 06, 05
 Egan, Gregory S., 83, 81, 82
 Ehm, Kyler, 20, 17, 18
 Eilers, Todd, 97, 95, 96
 El-Amin, Saj, 10, 09
 Eldridge III, John Lee, 24, 21, 22
 Elliott, Joseph (Harrison), 15, 12, 13, 14
 Ellis, Michael W., 77, 75
 Ellis, Richard P., 68, 66, 67
 Elsbernd, Gerald F., 59, 56
 Emery, Joel, 91, 88
 Engle, Brandon, 25, 22
 Ensor, Keith, 97, 95, 96
 Epie, Makia, 01, 98, 99
 Epping, Edward E., 70, 67, 68, 69
 Erickson, Ethan, 22, 20, 21
 Eriksen, Nolan, 20, 17, 18, 19
 Escamilla, Jon, 12, 09
 Espinoza, Valentino, 21, 18
 Eure, David, 22, 19, 20, 21
 Evans, Chris, 08, 04, 05, 06, 07
 Evans, David, 92, 89, 90, 91
 Evans, Matt, 18, 15, 16, 17
 Evans, Patrick W., 87, 84, 85, 86
 Evenson, Kraig A., 86, 83, 84, 85
 Evers, Michael S., 78, 75, 76, 77
 Evert, Robert, 98, 96, 97
 Ewig, Mark G., 70, 67, 68, 69
 Ewing, Kevin D., 83, 80, 81



Isaac Cochran

ALL-TIME LETTERMEN

-- F --

Faber, Nathan, 98, 95, 96
 Fagan, Kevin (Cole), 20, 17, 18
 Faison, Eric, 91, 87, 89, 90
 Falgout, John, 10, 08, 09
 Falk, Karl, 98, 96, 97
 Fallon, Richard E., 68, 65, 66, 67
 Fariss, Laurence A., 75, 72, 73, 74
 Farmer, Matthew, 00, 97, 98, 99
 Farr, Robert A., 75, 72, 73, 74
 Fattah, Omar, 22, 21, 22
 Fausti, Edward A., 65, 62, 63, 64
 Felton, Jeffrey, 00, 98, 99
 Fejedelem, Jeremy, 20, 17, 18, 19
 Fenske, Stuart V., 63, 60, 61, 62
 Ferguson, Parker, 21, 18, 19, 20
 Fernandez, Steve, 98, 94, 95, 96, 97
 Fieberkorn, Michael, 03, 00
 Fifita, Mosese, 20, 17, 18, 19
 Findall, Christopher E., 87, 84, 85, 86
 Finnan, Ryan, 01, 99, 00
 Finnan, Sean, 98, 95, 96, 97
 Fischer, Alan M., 71, 69, 70
 Fisher, Arthur R., 67, 65, 66
 Fisher, Bryce, 99, 97, 98
 Fisher, Miles W., 15, 12, 13
 Fitch, Adam, 06, 03, 04, 05
 Fitzgerald, Nick, 15, 11, 12, 13, 14
 Fitzpatrick, Charles E., III, 74, 72
 Fleming, Kevin J., 85, 82, 83, 84
 Fleming, Ross, 12, 10, 11
 Fleming, Ryan, 01, 99, 00
 Flewelling, Steven E., 87, 83, 85, 86
 Flor, John (Jack) M., 18, 15, 16, 17
 Floyd, Kyle W., 19, 16, 17, 18
 Flynn, John, 99, 97
 Foertsch, Thomas R., 79, 76, 77, 78
 Fogler, Kevin, 11, 08, 09, 10
 Fortson, Michael L., 80, 77, 78, 79
 Foster, Derek C., 84, 82
 Foster, Franklin J., 78, 74
 Foster, Stephen, 94, 92, 93
 Fowler, Drew, 08, 05, 06, 07
 France, Michael, 82, 79, 80, 81
 Franklin, Craig A., 81, 78
 Free, William (Billy), 99, 97, 98
 Freeman, Josh, 12, 09, 10
 Freer, Luke, 26, 22
 Fritzsche, Bruce, 75, 74
 Fritzsche, Mark H., 77, 75, 76
 Frost, Christiaan, 19, 16, 18
 Frozema, John D., 76, 73, 74, 75
 Funk, Christian G., 85, 81, 82, 83, 84
 Funk, Frederick H., 84, 82, 83
 Furst, Timothy M., 78, 76, 77
 Fyda, Timothy J., 79, 77, 78

-- G --

Gagliano, Sam, 15, 13
 Gaillard, Jermone, 25, 22
 Gaines, David A., 88, 85
 Gaines, Scott, 89, 87
 Gaiter, Matthew, 20, 17
 Galbraith, James A., 82, 78, 80, 81
 Galbreath, Michael J., 64, 61, 62, 63
 Galios, Stephen E., 59, 56, 57, 58
 Gallagher, Michael, 01, 98, 99, 00
 Galland, Matt, 16, 14
 Gann, Christian, 15, 12
 Gantt, Mike, 88, 86, 87
 Garcia, Roy D., 88, 84, 86, 87
 Gardea, Omar, 18, 15, 16
 Gardner, Ryan, 12, 10, 11
 Garguile, Noah, 08, 05, 06
 Garland, Ben, 10, 06, 07, 08, 09



Christopher Herrera

Garner, Michael J., 69, 66
 Gauch, David A., 94, 91, 92, 93
 Gavin, Louis J., 63, 62
 Gebhardt, Charles L., 63, 62
 Geddie, Samuel T., 83, 80
 Gee, Michael P., 79, 76, 77, 78
 Gehrsitz, Tim, 05, 02
 George, Kahner, 21, 19
 George, Kristov, 16, 13, 15
 Gessert, David P., 73, 70, 71, 72
 Gessler, Cody, 19, 16, 17, 18
 Gettys, Blake A., 88, 85, 86, 87
 Getz, Cody, 13, 09, 10, 11, 12
 Geyer, Brandon, 10, 07, 08, 09
 Giannini, Bobby, 08, 04, 05, 06, 07
 Gibadlo, Kenny, 90, 87, 88
 Gibbs, Randall, 03, 00
 Gibson, George C., 67, 65, 66
 Gidrey, Jordan, 24, 20
 Gierat, Scott L., 89, 87, 88
 Gikas, Andrew, 17, 15, 16
 Gilbert, Robert L., 73, 71, 72
 Gilbertson, Garrett, 09, 07
 Gilliam, Charles, 99, 96, 97, 98
 Gizzi, Christopher, 98, 94, 96, 97
 Gladney, Randle, 90, 87, 88, 89
 Gleason, John, 18, 15, 16
 Glick, Brady M., 87, 84, 85, 86
 Glisson, Wes, 01, 99, 00
 Glover, Matt, 94, 92
 Glover, Russel D., 78, 76, 77
 Goff, Camby, 24, 20, 21, 22
 Goheen, Leo A., 82, 79
 Goldberg, Jacob, 22, 19, 20, 21
 Gonzales, Ryan, 10, 06, 07, 08, 09
 Gooding, Brandon, 22, 20, 21
 Goodwin, Jayden, 24, 20, 21, 22
 Gorges, Thomas W., 65, 62, 63, 64
 Gould, Bart, 04, 03
 Gould, Michael C., 76, 73, 75
 Gouyd, Clayton A., 59, 56
 Graddy, Marchello, 04, 00, 01, 02, 03
 Grant, Karl A., 85, 81
 Grantham, Curtis, 07, 05, 06
 Gray, Andy, 06, 04, 05

Gray, Chris W., 93, 90, 91, 92
 Gray, Ronald, 92, 89, 90, 91
 Green, Justin, 18, 15
 Green, Robert, 15, 13, 14
 Greene, Justin D., 18, 16, 17
 Greenaway, Michael, 05, 02, 03, 04
 Greenlaw, John T., Jr, 72, 69, 70, 71
 Greenlee, William F., 66, 63, 64
 Greenwood, Marcus R., 86, 82
 Gregor, Robert L., 83, 78
 Grein, David, 94, 92, 93
 Greth, James W., 66, 63, 64
 Gribben, Scott, 00, 97, 98, 99
 Griffey, Terrence H., 62, 60, 61
 Griffin, Garrett, 16, 12, 13, 14, 15
 Griffin, Jeremy, 94, 90
 Griffin, Marquis, 18, 15, 16, 17
 Griffin, Matthew, 03, 00
 Griffith, John L., 72, 69, 70, 71
 Grimm, Douglas A., 83, 79, 80
 Gross, Robert, 22, 20
 Gunther, Blaine, 08, 04, 05, 06, 07
 Gullledge, John F., 59, 56, 57, 58
 Gulliver, Timothy L., 80, 78, 79
 Gurnell, Braylon, 11, 09
 Guth, William M., 68, 65, 66, 67
 Guthrie, Lee C., 97, 95, 96

-- H --

Haas, Darryl O., 72, 69, 70, 71
 Haddad, Richard S., 81, 78, 79, 80
 Hahn, Gerhard, 96, 94, 95
 Halderman, Kyle, 11, 07, 08, 09, 10
 Hall, Chad, 08, 05, 06, 07
 Hall, James B., 96, 94, 95
 Hall, Joshton, 12, 09, 10, 11
 Hall, Richard B., Jr, 68, 66
 Hallager, Donald J., 62, 61
 Hallenbeck, Ralph G., 69, 67, 68
 Hallstrom, Luke, 23, 21, 22
 Hamlin, Kenneth E., 69, 66, 67, 68
 Hamm, James S., 71, 68, 69, 70
 Hammond III, Donald, 21, 18, 19
 Hammond, Parker, 19, 16

Hampton, Michael, 10, 08, 09
 Hancock, Greg, 15, 13
 Hancock, Craig, 96, 94, 95
 Handley, Justin, 07, 04, 05
 Hanes, James, 02, 00, 01
 Hankamer, Robert (Ty), 87, 84, 85, 86
 Hannig, Jack D., 68, 67
 Hansen, Alexander, 16, 12, 13, 14, 15
 Hansen, Cole, 19, 16
 Hansen, Steven A., 74, 71, 72, 73
 Hanseth, George L., 66, 63, 64
 Hansford, Demani, 21, 18, 19, 20
 Hardage, Samuel A., 61, 58, 59, 60
 Hardin, Phillip, 90, 87
 Hardrick, Jarrod, 18, 15, 16
 Harkleroad, Wendall J., 65, 62, 63, 64
 Harms, Rhett, 21, 19, 20
 Harridge, Chance, 04, 01, 02, 03
 Harris, Benjamin, 19, 16, 17, 18
 Harris, Cade, 25, 22
 Harris, David, 17, 13, 14, 15, 16
 Harris, Ryan, 99, 96
 Harris, Terrance L., 81, 77
 Harrison, Johnny, 95, 92, 93
 Harrison, Ryan, 09, 07, 08
 Hart, Broam, 15, 11, 12, 13, 14
 Hart, Devin, 08, 07
 Hartley, James C., 78, 77
 Hartwell, Colin, 08, 06
 Harvey, Dwight E., 85, 81
 Hase, Thomas B., 80, 77
 Hass, Jeff T., 76, 73, 75
 Hassen, Kenneth A., 70, 68, 69
 Hattok, Scott, 20, 17, 18, 19
 Haugh, Jeff, 99, 97, 98
 Hauser, Jacob, 22, 19
 Hawkins, Bruce, 86, 84
 Hayden, John E., 68, 65, 66, 67
 Haynie, Richard A., 74, 71, 72, 73
 Hayes, Austin, 14, 12, 13
 Hays, Jeffrey A., 84, 82, 83
 Hazen, John T., 76, 73, 74, 75
 Healy, Connor, 16, 12, 13, 14, 15
 Healy, Michael C., 73, 70
 Healy, Patrick, 17, 14, 15, 16
 Heard, Andrew, 13, 11
 Heath, Charles S., 84, 80, 81, 82, 83
 Heaton, Donald, 06, 03, 04, 05
 Hecker, James B., 89, 87, 88
 Heckert, Donald W., 67, 64, 65, 66
 Heffernon, Kelly D., 83, 81
 Heier, Tom, 03, 98, 99, 02
 Heil, Daniel, 01, 00
 Heil, Steven L., 74, 71, 72, 73
 Heistand, Mark, 23, 21, 22
 Helinski, John F., 63, 62
 Hellinger, Brian K., 93, 91, 92
 Hemphill, Anthony, 10, 08
 Hendricks, Marcus, 15, 12, 13, 14
 Hendricks, Steven, 96, 94, 95
 Hendricks, Thomas C., 59, 58
 Hendrickson, Steve F., 87, 84, 85, 86
 Hendrix, Carlton, 97, 94, 95, 96
 Hennek, Roderick E., 75, 72, 73, 74
 Hennessey, Patrick, 11, 07, 08, 10
 Hennings, Chad W., 88, 84, 85, 86, 87
 Hennings, Kent, 94, 92, 93
 Henry, Jerry C., 14, 10, 11, 12, 13
 Hentges, William J., 63, 62
 Herrera, Christopher, 22, 19, 21, 22
 Herrick, Gordon J., 72, 70, 71
 Herrington, Parker, 13, 11, 12
 Hess, Dean A., Jr, 63, 60, 61, 62
 Hess, Tyler, 05, 02, 03
 Hester, Michael J., 12, 09, 10, 11
 Hester, Scott, 17, 15
 Hicks, Brodie, 17, 15, 16

ALL-TIME LETTERMEN

Hicks, Jonathan, 03, 00, 02
 Highland, Daniel D., 19, 16, 17, 18
 Hightower, Trevor, 04, 01, 02, 03
 Hildebrand, David, 01, 98, 99, 00
 Hill, Brian A., 91, 88, 89, 90
 Hill, Brayden A., 17, 15, 16
 Hill, David S., 81, 77
 Hill, Eldrick, 93, 90, 91, 92
 Hill, Henry C., 18, 15, 16
 Hill, Ryan, 99, 96, 97, 98
 Hill, Seth, 19, 16
 Hilliard, Don C., 93, 91, 92
 Hinkle, James M., 61, 60
 Hinman, Ellwood P., III, 64, 63
 Hinson, Robert E., 67, 65
 Hirneise, Brandon, 13, 10, 11
 Hlatky, David, 89, 86, 87, 88
 Hodge, Cameron, 05, 02, 03, 04
 Hodgkinson, Buck, 00, 97, 98, 99
 Hoefar, Colby, 95, 92, 93
 Hoffman, Lawrence J., 79, 77, 78
 Hoffman, Zachary, 14, 12, 13
 Hoffner, Benjamin, 21, 20
 Hogarty, James P., 67, 65, 66
 Hogle, Guy O., Jr, 66, 64, 65
 Hoita, Daniel J., 79, 77
 Holaday, Alva B., 65, 63, 64
 Holcomb, Kaleb, 23, 21, 22
 Holder, Daniel, 08, 06, 07
 Holkeboer, Thomas K., 74, 71
 Hollister, Scott, 90, 87, 88, 89
 Holloway, Robert, 96, 93, 94
 Holmes, Trent, 18, 15
 Holstege, Kris, 05, 03, 04
 Homburg, Robert C., 73, 70, 71, 72
 Honaker, Brice, 22, 19, 20, 21
 Hoog, Stephen L., 79, 76, 77, 78
 Hoolihan, Michael W., 85, 81, 82
 Hopkins, Clarence, 93, 90, 91, 92
 Hough, Luther W., II, 73, 71, 72
 House, Brandt L., 97, 95
 Hovorka, Theodore P., 88, 85
 Howard, Christopher, 91, 89, 90
 Howell, Samuel D., 82, 79
 Howley, Scott, 09, 08
 Hoy, Timothy, 79, 76, 77, 78
 Hruby, John T., 89, 87, 88
 Huckins, Chris, 07, 05, 06
 Hudgins, LeRon, 96, 93, 94, 95
 Huff, Jeffrey J., 84, 82, 83
 Huff, Lawrence D., 72, 70, 71
 Huff, Riley, 16, 15
 Hufford, Larry, 06, 04, 05
 Hufford, Scott, 93, 90, 91, 92
 Huggins, Thomas G., 84, 81, 83
 Hughes, DeAndre, 22, 19, 21, 22
 Hughes, James, 96, 93, 94, 95
 Hughes, Kevin J., 89, 86, 87, 88
 Humphrey, Caleb, 22, 19, 20, 21
 Hunter, Mikel, 13, 09, 10, 11
 Huntsman, Colton, 15, 12, 13, 14
 Husar, Michael A., 14, 10, 11, 13, 14
 Huskisson, Alex, 13, 11, 12
 Hussey, Ronald J., 81, 79
 Hutt, Brad M., 98, 95, 96
 Huyser, Brett, 04, 01, 02, 03
 Hyder, Luke, 10, 07, 08, 09

-- I --

Ichiyama, John, 97, 94
 Iles, Steven, 24, 21, 22
 Imamura, Ian, 16, 12
 Ingram, Joeseeph, 00, 97
 Ireland, Dustin, 01, 00
 Isaacson, Terry C., 64, 61, 62, 63

-- J --

Jablonsky, Keven J., 12, 09, 10, 11
 Jackman, Ethan, 23, 21, 22
 Jackson, Charles, 00, 97, 98, 99
 Jackson, John L., 82, 78, 79, 80, 81
 Jackson, Jordan, 21, 18, 19
 Jackson, Kaleb, 22, 21
 Jackson, Mark G., 83, 82
 Jackson, Ronald J., 19, 16, 17, 18
 Jackson, Scott F., 67, 64, 65, 66
 Jackson, Timothy, 22, 19
 Jacobs, Ryan, 18, 15, 16
 Jacques, Matthew J., 19, 16
 Jagerson, Gordon T., 64, 61, 62, 63
 Jagggers, Kenneth W., 66, 63, 64
 James, Christopher A., 93, 90, 91, 92
 James, Darren, 90, 89
 James, Douglas E., 86, 84
 James, Forrest, 88, 87
 James, George F., 82, 78, 79, 80, 81
 James, Ronald L., 92, 90, 91
 Janssen, Carl A., Jr., 68, 65, 66, 67
 Janulis, James F., 72, 70, 71
 Jarratt, Brian, 05, 04
 Jarvis, George, 19, 16
 Jarvis, Jefferson J., 66, 64
 Jeffcoat, James Tyrone, 87, 85, 86
 Jefferson, Benjamin, 23, 21, 22
 Jefferson, Tim, 12, 08, 09, 10, 11
 Jenkins, Ron R., 98, 95, 96, 97
 Jennings, Ernest R., Jr, 71, 68, 69, 70
 Jensen, Scott R., 79, 76, 77, 78
 Jessop, Chris, 01, 98, 99, 00
 Jewel, Adam, 21, 19, 20
 Johnson, Andre, 97, 95, 96
 Johnson, Connor, 18, 15
 Johnson, Daniel K., 60, 57, 58, 59
 Johnson, Danta, 96, 93, 94, 95
 Johnson, D.J., 17, 13, 14, 15, 16
 Johnson, Grant T., 93, 90, 91, 92
 Johnson, Greg, 90, 86, 87, 88, 89
 Johnson, Jalen, 24, 21, 22
 Johnson, James L., 72, 70
 Johnson, Jeffrey D., 89, 86, 87, 88
 Johnson, Jeremy, 95, 91, 92, 93
 Johnson, Kyle, 20, 17, 18, 19
 Johnson, Mike, 88, 86, 87
 Johnson, Zach, 02, 00, 01
 Jolly, Todd, 04, 02, 03
 Jones, Jensen, 24, 21
 Jones (Sampson), Tony, 00, 97, 98, 99
 Jones, Bryan, 07, 04, 05, 06
 Jones, Darius, 13, 09, 10, 11
 Jones, David Lee, 91, 88, 89, 90
 Jones, David M., 15, 12, 13, 14
 Jones, Elijah (EJ), 87, 84, 85, 86
 Jones IV, James, 20, 17, 19
 Jones, Jared N., 15, 12, 13
 Jones, Jason C., 92, 89, 90, 91
 Jones, Jensen, 24, 22
 Jones, Joshua, 08, 04
 Jones, Randall T., 86, 83, 85
 Jones, Richard D., 83, 80
 Jones, Ronald E., 61, 60
 Jones, William, Jr. 80, 77
 Jordan, Chris, 13, 11, 12
 Jose, Joseph M., 86, 83, 84, 85
 Joseph, Matthew, 02, 00, 01
 Jozwiak, Thomas, 59, 56, 57, 58
 Jurries, Mike, 90, 87, 88, 89

-- K --


Kafka, Tom, 90, 87, 88, 89
 Karas, Adam, 24, 21, 22
 Kaspari, Ralph, 68, 66

Kasperski, Donald J., 82, 79
 Kaufman, Evan, 13, 10, 11, 12
 Kauppila, Garrett K., 19, 16, 17, 18, 19
 Kauth, Zachary, 12, 09, 10, 11
 Keating, Ryan, 23, 21
 Kehs, Harry, 12, 10, 11
 Keller, Joey, 07, 04, 06
 Keller, Michael M., 70, 68, 69
 Kelley, Michael, 03, 00
 Kelly, Joseph A., 84, 81
 Kelly, Steven A., 85, 82, 83, 84
 Kelly, Zion, 23, 20, 21
 Kelso, James V., 68, 67
 Kemp, Ryan, 09, 06, 07, 08
 Kemper, Michael, 19, 16
 Kendall, Thomas R., 09, 66
 Kendrick, Jacobe, 07, 03, 04, 05, 06
 Kenley, Vernon F., 62, 59
 Kenney, Mark L., 77, 74, 75, 76
 Kerber, Andrew, 14, 11, 12, 13
 Kerr, James A., Jr, 60, 57, 58, 59
 Kershner, John A., 84, 81, 82, 83
 Keuchler, William, 11, 07, 08
 Kilmer, Gary M., 89, 86, 87, 88
 Kimes, Tyler, 06, 04, 05
 Kinamon, Chuck, 86, 84, 85
 Kinamon, Dane, 23, 19, 21, 22
 King, Dalton, 22, 20, 21
 King, Kelvin, 96, 93, 94, 95
 King, Nathan, 20, 19
 Kinslow, Anthony D., 82, 79
 Kirby, Michael R., 84, 80, 81, 82, 83
 Kirchoff, Aaron, 09, 06, 07, 08
 Kirkegaard, Conner, 21, 19
 Kirkland, Jason, 99, 96, 97, 98
 Kirkwood, Gregory, 06, 04, 05
 Kiszely, Frank W., 61, 60
 Kleckner, Alex, 94, 92, 93
 Kline, Russell B., 78, 75
 Knorr, Brian, 86, 83, 84, 85
 Knutzen, Stacey, 88, 87
 Koehnke, Jake, 20, 18, 19
 Koepke, Michael J., 80, 77
 Kofskey, Alexander, 18, 15
 Kohl, Bruce F., 63, 60, 61, 62

Kohn, Demario, 15, 12, 13
 Koleas, James W., 70, 67
 Konemann, Andrew, 12, 08, 10
 Kons, Jason, 13, 09, 10, 11, 12
 Kopacka, Ben, 12, 09, 10, 11
 Kosmatka, Timothy J., 89, 87, 88
 Kraay, Robert, 07, 04, 05, 06
 Krause, Kenneth E., 65, 64
 Krause, Robert C., 89, 86, 87, 88
 Kremser, Kurt, 96, 94, 95
 Krepsz, Kyle, 21, 18, 19, 20
 Krogh, Michael, 08, 06, 07
 Ksiazek, Jacob (Jake), 20, 17, 18, 19
 Kubiak, Jeffrey J., 84, 80, 81, 82, 83
 Kucera, John N., 78, 75, 76, 77
 Kuenzel, John D., 60, 57, 58, 59
 Kuhl, Charles, 92, 89
 Kuku, Jalil, 19, 16
 Kundert, Corrie J., 75, 72, 73, 74
 Kupersmith, Douglas A., 76, 73, 74, 75
 Kurzdorfer, Joel, 05, 02, 03
 Kusan, Joshua, 13, 10, 11, 12

-- L --

LaBasco, Brian, 03, 00, 01
 Lacy, Jalen, 17, 14
 LaCoste, Anthony, 14, 10, 11, 12, 13
 LaCoste, Jacob C., 18, 15, 16
 Lacy, Jalen, 17, 15, 16
 Ladipo, Roland, 17, 13, 14, 15, 16
 Lamendola, Ken, 11, 07, 08, 09
 Lanagan, Mike, 66, 64
 Landes, William M., 65, 62, 63, 64
 Landrum, Griffin, 19, 16, 17, 18
 Lane, Philip R., 61, 57, 58, 59, 60
 Lang, James D., 63, 61, 62
 Lange, Thomas L., 76, 73, 74, 75
 Larrier, Zach, 23, 21, 22
 Larson, Adam, 04, 01
 Larson, Dean L., 92, 89
 Larson, Derrick R., 88, 85, 86, 87
 Larson, Stephen, 10, 07, 08
 Laster, Jeremy, 00, 97, 98, 99
 Laufenberg, Nolan, 21, 18, 19, 20



Dane Kinamon

ALL-TIME LETTERMEN

Lawal, Olawale (Wale), 13, 09
 Lawrie, Stan, 94, 91, 92
 Lawson, David E., 76, 72, 73, 74, 75
 Leary, Donald C., 97, 95, 96
 Lee, James W., 79, 76
 Lee, Jonathan, 15, 11, 12, 13
 Lehnhardt, Michael, 91, 89, 90
 Leimbach, Glenn R., 70, 68, 69
 Lenhart, Patrick, 94, 92, 93
 Lennon, Raymond L., Jr, 64, 62, 63
 Leslie, Todd, 04, 01
 Letnich, Steve, 90, 87
 Leuthauser, Dennis A., 70, 67, 68, 69
 Lewis, Brandon, 22, 18, 21
 Lewis, Robert M., 70, 68, 69
 Lewis, Rodney, 91, 87, 88, 89, 90
 Lewis, Zane, 20, 17, 18, 19
 Lietzke, Robert, 89, 87, 89
 Lindsay, Brian, 13, 09, 10, 11, 12
 Lington, Peter, 90, 97, 98, 99
 Link, Keith, 15, 13, 14
 Linn, Christian (Hayes), 17, 13, 14, 15, 16
 Linnenkohl, William W., 76, 72
 Litz, Elwood E., 68, 65, 66
 Livingston, Donald B., 59, 57
 Lobotzke, Steed, 92, 90, 91
 Logsdon, Travis, 01, 98, 99, 00
 Lombardi, Joseph, 94, 91, 92, 93
 Long, Leslie J., 79, 76
 Longnecker, Charles H., 70, 67, 68, 69
 Lorber, John, 64, 62, 63
 Lore, David, 14, 12, 13
 Lorenz, Frederick S., 76, 75
 Loughman, Michael R., 87, 85, 86
 Louthan, Marty, 84, 80, 81, 82, 83
 Love, Bryon K., 92, 90, 91
 Love, Paul B., 18, 15, 16
 Love, Tracy (TJ), 23, 20, 21, 22
 Lovelace, Clifton, 91, 89, 90
 Lovett, Ross, 14, 11, 12, 13
 Ludowig, Alex, 16, 12, 13, 14, 15
 Luebbe, Dana-Paul, 14, 11, 12, 13
 Lueckenhoff, Andrew, 03, 00
 Lumpkin, Kyle, 11, 08
 Lusk, Peter, 10, 07, 08, 09

Lyons, Mark, 90, 87, 88, 89

-- Mc --

McAdams, Andrew J., 19, 16, 17
 McArtor, Trusten A., 64, 61, 62, 63
 McCain, Charles M., 60, 59
 McCarthy, Kip, 08, 05, 06, 07
 McCausland, Charles W., 79, 76, 77, 78
 McCollough, Ayden, 24, 20, 21
 McCollum, Mack, K., 78, 76, 77
 McCombs, Will, 94, 92, 93
 McConnell, Preston, 95, 93, 94
 McCraney, Matt, 02, 99, 01, 02
 McCray, Brian, 96, 93, 94, 95
 McCray, Cleveland R., 83, 79, 80, 81, 82
 McCulloch, Roberts S., 67, 66
 McCollough, Ayden, 24, 22
 McDonald, Carlton, 93, 89, 90, 91, 92
 McDonough, Robert L., 62, 60, 61
 McDowell, Lance, 90, 87, 88, 89
 McElhannon, Darion, 19, 16
 McElhannon, Neal B., 85, 81
 McIntee, Connor, 24, 21
 McGraw, Warner R., 75, 73, 74
 McHenry, Gavin, 16, 12, 13, 14, 15
 McKain, Andrew, 09, 06
 McKay, Scotty, 01, 98, 99, 00
 McKiernan, Thomas, 71, 69, 70
 McKinney, Robert L., 70, 69
 McLain, William L., Jr, 59, 56
 McMenomy, Robert, 06, 04, 05
 McMonagle, Donald R., 74, 72
 McNaughton, Robert J., 62, 61
 McNeal, Cedrick (CJ), 22, 21
 McNelis, Pat, 90, 87, 88, 89
 McPhee, Duncan, 04, 03
 McQuade, Ernest, 18, 15, 16, 17
 McVey, Tim A., 18, 15, 16, 17
 McWilliams, Harrison, 12, 09, 10

-- M --

Maattala, Cyd L., 71, 68, 69, 70
 MacArthur, Ty, 14, 11, 12, 13

MacGhee, David F., Jr., 70, 68, 69
 Machacek, Stephen R., 72, 71
 Machovina, George S., 73, 70, 71, 72
 MacInnis, Christopher, 94, 91, 92, 93
 Mack, Michael, 24, 21, 22
 Maddox, Steve, 04, 02, 03
 Madole, Sean, 94, 92, 93
 Madonna, Donald E., 59, 57
 Madrid, Julian, 08, 04, 05, 06, 07
 Madsen, Keith, 09, 07, 08
 Magee, Claybourne S., II, 67, 65, 66
 Mai, Matt, 02, 00, 01
 Maki, Terry W., Jr., 87, 83, 84, 85, 86
 Malackowski, Patrick C., 86, 83, 84, 85
 Malin, Andy, 01, 98, 99, 00
 Malkovich, Michael S., 80, 77
 Mallard, Christian, 20, 17, 18, 19
 Mallory, Grant, 05, 02, 03
 Malloy, Matthew, 24, 20, 21, 22
 Malm, Daniel S., 82, 78, 79
 Maloy, Jason, 95, 92, 93
 Manley, George S., 84, 81, 82
 Manning, Henry W., 66, 64, 65
 Manuel, James, 15, 13, 14
 Marietta, Anthony R., 70, 67, 68, 69
 Mark, Michael J., 75, 72, 73, 74
 Marquez, Colin, 20, 18, 19
 Marr, Dale A., 80, 77
 Marsh, Mark, 05, 01, 02
 Marsh, Richard, 96, 93, 94, 95
 Marshall, Ben, 11, 08
 Marshall, Robert A., 70, 69
 Martello, James, 00, 97, 98, 99
 Martin, Andrew, 04, 03
 Martin, Curtis J., 71, 68, 69, 70
 Martin, Jacob, 25, 21, 22
 Martin, Kevin C., 87, 84, 85, 86
 Martini, Frank, 88, 86, 87
 Marvin, Jared, 09, 06, 07, 08
 Mason, Gerald M., 85, 82
 Mason, Linwood, Jr, 78, 75, 76, 77
 Massie, Steve, 04, 02, 03
 Mastin, Darrell G., 76, 73, 74, 75
 Mastroianni, Alex, 90, 87
 Mateos, Carlos L., 85, 82, 83, 84
 Mathis, Chad, 94, 91, 92, 93
 Mathis, Mario, 90, 87, 88, 89
 Matkovich, Jacob, 19, 16, 17, 18
 Matthews, Delfayeo, 19, 16
 Maunz, James, 97, 94, 95, 96
 Maurer, Thomas R., 92, 90, 91
 Maxwell, Alesandro, 22, 21, 22
 Maxwell, Victor P., 61, 59, 60
 May, Charles A., Jr., 59, 56, 57
 Mayfield, William K., 72, 70, 71
 Maynard, Dorian, 24, 21
 Mayo, James R., 61, 58, 59, 60
 Mayo, Paul, 03, 00, 01, 02
 Mays, Jordan, 15, 11, 13, 14
 Mbroh, Robert, 25, 22
 Meagher, Patrick M., 80, 77, 78, 79
 Means, Alex, 13, 09, 10, 11, 12
 Medeiros, Jason, 23, 20
 Meeks, Demonte, 21, 18, 19
 Meidinger, Travis, 00, 97, 98, 99
 Meinrod, Sam, 02, 99, 00, 01
 Meissen, Brad, 07, 05, 06
 Melcher, Mark A., 85, 82, 83, 84
 Melgarejo, Jose (J. Frank), 24, 21
 Melzer, Robert, 94, 91, 92, 93
 Mercer, Ben, 22, 21
 Mergerson, Jalen, 23, 21, 22
 Merritt, Brent, 90, 87, 89
 Merrix, Ronald V., 83, 79
 Messerall, Alec, 05, 02, 03, 04
 Metters, Tony, 01, 98, 99, 00
 Meyer, Anthony R., 93, 91, 92
 Meyer, Scott, 03, 00, 01, 02
 Miazza, Ronald F., 65, 64
 Michel, Emmanuel, 23, 21, 22
 Mignery, Alex, 01, 98
 Miller, Ben, 02, 99, 00, 01
 Miller, Chris, 14, 10, 11, 12, 13
 Miller, James A., 77, 74, 75, 76
 Miller, Jacob, 22, 19
 Miller, James V., 84, 81
 Miller, Kelly D., 81, 77
 Miller, Luke, 21, 19
 Miller, Malik, 19, 16, 17
 Miller, Stone, 19, 16, 18
 Miller, Travis C., 13, 10, 11, 12
 Miller, Zephaniah, 19, 16
 Mills, Nathan B., Jr, 68, 66
 Milodragovich, Chris. N., 76, 73, 74, 75
 Mindrup, Frank, 99, 96, 97, 98
 Mitchell, Christopher, 20, 17, 18, 19
 Mitchell, David L., 73, 70, 71
 Mitchell, Erik, 94, 92, 93
 Mitchell, Jay, 59, 56, 57, 58
 Mitchell, Nelson, 06, 03, 04, 05
 Mitchell, Orderia F., 73, 70, 71, 72
 Mitchell, Peter C., 65, 62, 63, 64
 Mitscherling, Russ, 06, 02, 03, 04, 05
 Mittelstadt, Gary, H., 77, 74, 75, 76
 Mock, Alec, 24, 20, 21, 22
 Moffett, Mike, 08, 06, 07
 Mohr, Jeffrey W., 98, 95, 96, 97
 Monahan, James E., Jr, 77, 73, 74, 75
 Monson, Chris, 08, 06, 07
 Moody, Mark K., 93, 90, 91, 92
 Moorberg, Monte L., 61, 59, 60
 Moore, Clyde D., II, 80, 76
 Moore, Dennis D., 83, 80, 82
 Moore, James, 95, 92, 93
 Moore, John L., 61, 59, 60
 Moore, Joseph, 22, 19
 Moore, Justin, 10, 08, 09
 Moores, Charles R., 61, 58, 59
 Moorhead, Cody, 18, 15, 16, 17
 Moorhead, Glen W., III, 69, 68
 Morales, Myles, 10, 08, 09
 Morgan, Beau, 97, 94, 95, 96
 Morgan, Blane, 99, 97, 98
 Morgan, Price, 20, 18, 19
 Morris, Andre, Jr., 11, 07, 08, 09, 10
 Morris, Austin D., 18, 15, 16
 Morris, Caleb, 08, 04, 06, 07
 Morris, Daniel, 21, 19, 20
 Morris, Grant A., 88, 85, 86
 Morris, James E., 74, 71, 72, 73
 Morris, Richard T., 64, 62, 63
 Morris, Thomas J., 79, 77
 Morrow, Hunter, 18, 15
 Moskowitz, Cecil, 18, 15, 16
 Mott, David R., 92, 90, 91
 Mrozek, Jerry L., 66, 64, 65
 Mueller, Michael J., 68, 65, 66
 Mullins, Dan, 90, 87, 89
 Mulloy, Brian, 97, 95, 96
 Mumme, David L., 69, 67, 68
 Munafa, Marc E., 87, 84, 85, 86
 Murla, Matthew, 21, 19, 20
 Murphy, Franklin, 74, 71, 72, 73
 Murphy, Timothy L., 65, 64
 Murray, Ronald W., 65, 62, 63
 Murray, William P., IV, 75, 72, 73, 74
 Musselman, Christopher, 20, 17, 18, 19
 Myers, Greg, 88, 86, 87
 Myers, Rhett, 20, 18, 19




Jalen Mergerson

ALL-TIME LETTERMEN

-- N --

Nacrelli, George A., 63, 62
 Nan, David, 09, 06
 Needham, Kenneth E., 62, 60, 61
 Nelson, Corey, 01, 97, 98, 99, 00
 Nelson, Eric G., 80, 79
 Nelson, Robert A., 93, 90, 91, 92
 Nemeth, William C., 67, 64
 Netzinger, Don L., 62, 61
 Neufeld, Blane, 04, 01, 02, 03
 Newby, Matthew, 94, 91, 92, 93
 Newell, Todd, 08, 06, 07, 08
 Newman, Dylan, 99, 96, 97, 98
 Newman, Edwin C., 62, 60, 61
 Ndago, Wesley, 24, 21, 22
 Ngaima, Kenny, 22, 19, 21
 Nichol, Joseph, 15, 12, 13
 Nicklas, Peter L., 85, 82, 83, 84
 Niklas, Austin J., 13, 10, 11, 12
 Noonan, Mark, W., 80, 76
 Noren, Parker, 21, 18, 19, 20
 Norman, James, 00, 98, 99
 Norman, Tony, 08, 05, 06, 07
 Norton, Alexander L., 18, 15, 16, 17
 Novak, Dan A., 74, 71
 Noyen, Nicholas, 21, 19, 20
 Noyes, Patrick, 15, 13, 14
 Nunez, Kaleb, 21, 19, 20
 Nuno, Abraham, 19, 16, 17, 18
 Nypaver, Kaleb, 17, 15



Brad Roberts

-- O --

O'Connell, Eric M., 81, 79, 80
 O'Day, Ryan, 07, 05
 O'Gorman, Joseph R., 65, 62, 63, 64
 Oberdieck, Donald R., 85, 82, 83, 84
 Oehrle, Andrew, 16, 14, 15
 Ofili, Phil, 12, 08, 09
 Ogilvie, Eugene S., 73, 70, 71, 72
 Oleszczuk, Rick K., 84, 81
 Olin, Jerome C., 73, 72
 Oliver, John M., 18, 15, 16
 Ollis, Jim, 08, 05, 06, 07
 Olsen, Jason, 96, 93
 Olson, Eric, 90, 87, 88, 89
 Olson, Nathan, 02, 98, 02
 Oms, John H., 13, 10
 O'Neal, Mckenly, 22, 20, 21
 Ondrejko, John J., 67, 64
 Onuoha, Obasi, 94, 91, 92, 93
 Onyechi, Jacob, 17, 13, 14, 15, 16
 Osborne, Nathaniel, 02, 00, 01
 Ottofy, Glyn M., 73, 70, 71, 72
 Overstreet, Jeff, 04, 00, 01, 02, 03
 Owens, Jacobi, 17, 14, 15, 16

-- P --

Pacini, Phillip M., 72, 71
 Paffett, Tyler, 08, 05, 07, 08
 Paglialong, Thor, 24, 21, 22
 Palko, Kevin, 86, 84, 85
 Palko, Kreg A., 88, 86, 87
 Palm, Elijah, 21, 19
 Palm, Elisha, 21, 18, 19, 20
 Palmer, Joseph, 96, 93, 94, 95
 Palmer, Leotis, 03, 99, 00, 01, 02
 Parisi, Joseph, 94, 91, 92, 93
 Park, Anthony, 04, 01, 02, 03
 Parker, Jimmie, 95, 91, 92
 Parker, Robert S., 71, 69, 70
 Parker, Thomas Gary, 77, 74, 75, 76
 Parks, Charles, 98, 96, 97
 Parma, Wilson H., 63, 61, 62
 Paroda, Matthew, 99, 97, 98

Parr, Jeffrey, 98, 96, 97
 Parton, Colton, 20, 19
 Pasko, Robert, II, 84, 80
 Pastorello, Joseph, 94, 91, 92, 93
 Patterson, Kyle, 23, 19, 20, 21, 22
 Patterson, William D., 19, 16
 Patton, David B., 71, 68, 69
 Paulson, Jake, 09, 06, 07, 08
 Pauole, Nako, 22, 18, 19
 Pavlich, Sean, 84, 80, 81, 82, 83
 Payne, James M., 89, 86, 87, 88
 Payne, Zachary T., 12, 09, 10, 11
 Pearson, Jaydon, 24, 20
 Pearson, Preston (Kale), 15, 12, 13, 14
 Pease, Anthony, 71, 69, 70
 Peel, John, 05, 02, 04
 Peeples, Scott, 08, 05, 06, 07
 Pendry, Justin, 02, 99, 00, 01
 Peragine, Robert, 94, 92, 93
 Perez, Gilberto, 07, 04, 05, 06
 Perez, Robert E., 92, 90, 91
 Perlow, Stuart, 07, 04, 05, 06
 Pescaia, Robert-Dayle K., 23, 20, 21, 22
 Peshehonoff, Ted, 89, 87
 Petersen, Charles E., 84, 80, 81, 82, 83
 Peterson, Ben, 21, 18, 19, 20
 Peterson, Thomas L., 75, 72, 73, 74
 Petrzelka, Terrence L., 70, 68, 69
 Pharris, Eric M., 86, 84, 85
 Philichi, Matthew, 19, 16, 17, 18
 Philippsen, Gregory E., 71, 70
 Phillips, Brian, 99, 97, 98
 Phillips, David, 59, 56, 57, 58
 Pickering, Trent A., 87, 85, 86
 Pickett, Daniel, 12, 09, 10, 11
 Pickett, Ivan, 93, 89
 Pierce, Jordan, 15, 13, 14
 Pierce, Roland, 14, 10
 Pipes, Andrew, 09, 06, 07, 08
 Pipes, Stephen C., 98, 95, 96, 97
 Pittman, Kelly M., 86, 83, 84, 85
 Podolny, David, A., 77, 75, 76
 Pointer, Ronald, L., 79, 76, 77, 78
 Poland, Dennis, 06, 03, 04, 05
 Polk, Nathan, 24, 21
 Pollard, Ryan, 15, 11

Pommer, Matt, 01, 98, 99, 00
 Porisch, Luke, 01, 98, 99, 00
 Potter, Robert G., 76, 73, 74, 75
 Powell, Joe, 90, 87, 88
 Price, William, 91, 88, 89, 90
 Prill, Mark E., 73, 71, 72
 Probert, Dan, 02, 99, 00, 01
 Proctor, Spencer, 15, 12, 13, 14
 Pruitt, Lewis R., 82, 79
 Pshnsniak, Gregory J., 86, 82, 83, 84, 85
 Pugh, Joseph, 02, 00, 01
 Pupich, George S., 60, 56, 57, 58, 59
 Pupich, Samuel A., 97, 94, 95, 96
 Purcell, Michael, 21, 19, 20
 Puster, John S., 65, 62, 63, 64
 Puz, Craig A., 76, 73, 74, 75

-- Q --

Quaale, Ryan J., 98, 95, 96, 97
 Quinlan, Michael J., 61, 58, 59, 60
 Quinn, Kevin, 07, 05, 06
 Quintana, Sean, 10, 07, 08, 09

-- R --

Rabold, John, 08, 06, 07
 Radtke, Danny L., 66, 65
 Rafferty, Steven G., 85, 82, 83, 84
 Ralston, Frank, 63, 62
 Ramsey, Phillip (PJ), 24, 21, 22
 Randle, Austin, 08, 06, 07
 Ranger, Mark D., 97, 94, 95, 96
 Ransom, Samuel, 96, 94, 95
 Raphael, Colby, 22, 18, 19, 22
 Rapp, Tyler, 19, 16
 Rashid, Nasir, 24, 21, 22
 Rast, James, 18, 15, 16, 17
 Rathack, Matthew D., 86, 83, 84
 Ratkewicz, Arthur G., 74, 71, 72, 73
 Rawlins, Michael E., 61, 58, 59, 60
 Rayl, George F., 70, 67, 68, 69
 Rayl, Thomas J., 70, 68, 69
 Reed, Dale N., Jr., 79, 77, 78
 Reeves, Brandon, 09, 06, 07, 08
 Reffitt, Ryan D., 18, 15, 16, 17
 Rehbock, Wolfgang, 20, 17, 18
 Reid, Colton, 12, 09, 10, 11
 Reiley, Michael T., 70, 69
 Reimer, Cliff, 99, 97
 Reinebach, Rob, 01, 98
 Reiner, David Allen, 77, 73, 74, 75, 76
 Remauldo, Mike J., 92, 90
 Rembert, Reggie, 11, 07, 08, 09, 10
 Remmo, Sevrin, 16, 15
 Remsberg, Kadin, 21, 18, 19
 Remsey, James, 93, 90, 91, 92
 Renaud, Robert V., 81, 79, 80
 Rengel, Michael J., 68, 65, 66
 Renner, Michael J., 76, 73, 74, 75
 Renner, Robert L., 80, 77
 Reybitz, Edwin, 67, 64
 Reyman, Chris C., 82, 78, 79, 80, 81
 Rhone, Jamie, 98, 94, 95, 96
 Rhone, Jon, 95, 91
 Riazzi, Camen J., 18, 15, 16
 Ricciardi, Rick, 07, 04
 Rice, Walter H., IV, 92, 90, 91
 Richardson, Carl H., Jr, 68, 65
 Richardson, Charles, Jr, 72, 69, 70, 71
 Riche, Richard J., 76, 74, 75
 Richmond, Philip A., 77, 74, 75, 76
 Richter, Bohden (Bo), 23, 21, 22
 Rickard, Dominic, 08, 04
 Ricketts, Rick, 11, 07, 08, 09, 10
 Rillos, Caleb, 24, 21, 22
 Rillos, Matt, 00, 97, 98, 99
 Rino, Anthony, 82, 80, 81, 82
 Ritchie, Richard S., 64, 62, 63
 Ritchie, Rick, 88, 87
 Rivers, Kevin, 09, 07, 08
 Rivers, Richard J., Jr, 69, 67, 68
 Roach, Charles D., 68, 65
 Roberson, Anthony J., 89, 86, 87, 88
 Roberts, Brad, 23, 20, 21, 22
 Roberts, Karson, 16, 13, 15
 Roberts, Michael, 00, 97, 98, 99
 Roberts, Quinton D., 88, 85, 86, 87
 Roberts, Randall, 96, 94, 95
 Robinette, Jalen, 17, 13, 14, 15, 16
 Robinson, Elijah, 23, 20
 Robinson, Jaquan, 12, 08
 Roche, Barry, 99, 96, 97
 Rochell, Matthew, 16, 12, 13, 14, 15
 Rodgers, Chadney, 03, 00
 Rodgers, Charles S., 59, 56, 57, 58
 Rodgers, Michael L., 93, 90, 91, 92
 Rodgers, Sean, 05, 02, 03
 Rodriguez, Jose, 24, 20, 21, 22
 Rodwell, Joseph E., 64, 61, 62, 63
 Romine, Nate, 17, 13, 14, 15, 16
 Root, Mark, 08, 05, 06, 07
 Rosane, Edwin, 59, 56, 57, 58
 Rose, Jerry W., 84, 82, 83
 Rosebush, Russell C., 79, 77, 78
 Roseman, Stephen R., 68, 65, 66, 67
 Rosenbach, Rory, 98, 95, 96
 Ross, Grant, 18, 14, 15, 16, 17
 Ross, Joseph S., 66, 65
 Rotello, Thomas J., 87, 83, 84, 85, 86
 Rountree, Neal, 61, 59
 Rouse, Jason B., 85, 82, 83
 Rouse, Jerry D., 81, 78, 79, 80
 Rouser, Jeffrey A., 84, 81, 82
 Ruby, Tomislav Z., 86, 83, 84, 85
 Rudd, Ned, W., Jr, 81, 79, 80
 Rudzinski, John, 05, 02, 03, 04
 Ruechel, A.J. (Andrew), 16, 13, 14, 15
 Ruff, Tobin, 98, 94, 95, 96, 97
 Rule, Andrew, 02, 00, 01
 Rumph, Clay F., 81, 78
 Runyon, Kevin, 02, 97, 00, 01

ALL-TIME LETTERMEN

Rushing, Devin, 16, 13, 14, 15
 Russ, Steven, 95, 92, 93, 94
 Ryan, Michael S., 75, 74
 Rybak, Garrett, 08, 05, 06, 07
 Ryll, Dennis L., 69, 66, 68

-- S --


Salat, Frank E., 66, 65
 Salmon, Scott M., 89, 87, 88
 Sanders, Elijah, 25, 22
 Sanders, Geraud, 20, 17, 18, 19
 Sanders, Gilbert, 95, 93
 Sanders, Isaiah, 20, 17, 18, 19
 Sanders, Ja'Mel, 18, 15, 16, 17
 Sanderson, Jason, 99, 95, 96, 97, 98
 Sanderson, John N., 66, 65
 Sandor, Colin, 17, 14, 15, 16
 Sanford, Torrance, 95, 91
 Sanford, Vince, 22, 18, 19, 21, 22
 Sapp, John C., 96, 95
 Sasser, Zach, 07, 05, 06
 Saucier, Joseph, 20, 18
 Saylor, Justin, 20, 17
 Schaefer, Stefan C., 77, 74
 Schafer, Scott H., 81, 77, 78, 79, 80
 Scheel, Dennis, 94, 90, 91
 Scheel, Thomas T., 94, 91, 92, 93
 Scheltens, Gregory K., 83, 81, 82
 Schieffer, Joseph, 04, 01, 02, 03
 Schlegel, Anthony, 05, 01, 02
 Schluckebier, Tom K., 82, 78, 79, 80, 81
 Schoeck, James A., 74, 72
 Schonsheck, Tyler, 11, 08, 09, 10
 Schoof, Richard J., 62, 61
 Schmidt, Michael, 20, 17, 19
 Schreck, David, 83, 80, 81, 82
 Schreck, Scott, 81, 80
 Schuettpeiz-Rohl, Tevye, 22, 19, 21
 Schultz, James H., 68, 65, 66
 Schumacher, Timothy, 98, 96, 97
 Schwartz, John, 04, 02, 03
 Schwarzenbach, Todd, 94, 92
 Schweighardt, Chris, 97, 94, 95, 96
 Schweiss, Erik, 14, 10
 Scott, Alton J., 85, 81, 82, 83, 84
 Scott, Bob, 06, 04, 05
 Scott, Charlie, 20, 17, 18, 19
 Scott, David J., 78, 75, 76, 77
 Scott, Earl, 91, 89
 Scott, John P., 85, 85
 Scott, Leon, 84, 80
 Scott, Michael W., 76, 74, 75
 Sears, James F., 64, 61, 62, 63
 Seekins, Ryan, 02, 00
 Self, Josh, 17, 15, 16
 Senn, Steve, 90, 87, 88, 89
 Sessum, Jared, 00, 97
 Sexton, Donald L., 72, 71
 Shaffer, Daniel, 04, 01, 03, 04
 Shaffer, David, 06, 04, 05
 Shaffer, Steve, 11, 07
 Shannon, Richard H., 71, 68, 69, 70
 Shanor, Aaron, 08, 07
 Sharp, Bradley S., 76, 75
 Shaw, Robert L., 77, 74, 75, 76
 Shea, Kevin, 89, 87
 Shedd, Tyler, 93, 91, 92
 Sherman, Daniel B., 84, 82
 Sholtis, Edward, 93, 92
 Shugg, Charles K., 80, 78, 79
 Shwedo, Bradford J., 87, 85, 86
 Sicks, David F., 64, 61, 62, 63
 Sigler, Steven A., 87, 83, 84, 85, 86
 Silvanic, George, 21, 20
 Simpson, Carlton S., 63, 60, 61, 62
 Simpson, Vergil, 93, 89, 90, 91, 92

Singleton, Jemal, 99, 96, 97, 98
 Sinning, Matthew, 93, 91
 Skolnick, Corey, 12, 09
 Skotte, Daniel M., 72, 71
 Slack, David E., 77, 74, 75, 76
 Slater, Reginald (R.J.), 18, 15, 16, 17
 Smagh, Nishawn, 00, 97, 98, 99
 Smalley, Everett, 24, 21, 22
 Smith, Andy, 89, 87, 88
 Smith, Chad (James), 08, 04, 05, 06, 07
 Smith, Charles A., 19, 16, 17, 18
 Smith, Clifford R., 76, 73, 74, 75
 Smith, Darelle, 19, 16
 Smith, Donald R., 83, 78, 80, 82
 Smith, Gerald T., 79, 76, 77, 78
 Smith, Gregor D., 74, 71, 72, 73
 Smith, James A., 71, 68, 69, 70
 Smith, Jake, 23, 21, 22
 Smith, Kenny, 05, 02, 03, 04
 Smith, Larry A., 71, 68
 Smith, Michael J., 87, 84, 85, 86
 Smith, Nathan, 08, 04, 05, 06, 07
 Smith, Ricard K., 84, 79, 80, 81, 82
 Smith, Shea (Robert), 09, 06, 07, 08
 Smith, Shawn D., 84, 79, 80, 82, 83
 Soderberg, Erik, 12, 09, 10, 11
 Sokora, Brandon, 00, 97, 98, 99
 Solano, Francisco (Paco), 16, 13, 14
 Sotallaro, Mark, 95, 93
 Soulek, James W., 65, 64
 Southam, Wayne, 02, 98, 01
 Southworth, Ryan, 11, 08, 09, 10
 Sowa, John, 66, 65
 Spears, Christian, 15, 12, 13, 14
 Speltz, John G., 85, 80
 Spence, Overton, 06, 02, 03, 04
 Spetman, Randall W., 76, 73, 74, 75
 Spewock, Stephen T., 87, 84, 85, 86
 Spiewak, Jacob, 22, 19, 20, 21
 Spithill, John A., 69, 66
 Spolsky, Iwan (John), 00, 98, 99
 Stafford, Jacob, 18, 15, 16, 17
 Stahr, Carsten, 06, 04, 05
 Staine-Pyne, Frank, 98, 94, 95, 96, 97
 Stamp, Eric, 90, 87

Stampfl, John T., 65, 62
 Stanbury, Tom, 84, 81, 82, 83
 Stanton, Billy J., Jr., 73, 70, 71
 Staponski, Rod, 77, 75, 76
 Staponski, Virgil C., 71, 68, 69, 70
 Stark, Ed, 90, 87
 Starkey, Richard N., 68, 65, 66, 67
 Stattmiller, Joseph E., 93, 90
 Steed, John E., 88, 85, 86, 87
 Steelhammer, Weston, 17, 13, 14, 15, 16
 Stein, Paul E., 66, 64, 65
 Stephan, Rodney A., 92, 89, 90, 91
 Stephens, Darnell, 05, 01, 02, 03, 04
 Stephens, Paul, 67, 64
 Stephens, Savier, 11, 07, 08, 09
 Stern, Jacob, 24, 20
 Stevenson, Chance, 22, 19
 Stoll, Patrick J., 87, 84, 85, 86
 Stonehouse, David J., 73, 72
 Stoner, Joshua, 21, 19, 20
 Stoner, Ronald E., 62, 59
 Strain, Leroy A., 91, 90
 Strebler, Luke, 18, 15, 16, 17
 Strecker, Adam, 04, 01, 02, 03
 Strickland, Dontae, 13, 09, 10, 11, 12
 Strock, Brian, 02, 00, 01
 Strom, Brock T., 59, 56, 57, 58
 Stucker, Pat B., 72, 71
 Sturch, James P., 80, 78, 79
 Suder, Beau, 07, 04, 05, 06
 Suhajda, Joe, 97, 94, 95, 96
 Sullivan, Konda, 83, 79, 80, 81, 82
 Sumpter, Steven, 15, 12, 13
 Sumrall, Darryl J., 89, 86, 87, 88
 Sutton, Chris, 07, 04, 05, 06
 Sutton, Curtis, 94, 91, 92, 93
 Sutton, Dailen, 19, 16, 17, 18
 Sutton, David A., 86, 83
 Svendsen, Erik, 02, 00
 Swanberg, Kevin G., 79, 76
 Swanson, Richard E., 69, 66, 67, 68
 Swertfager, Thomas A., 73, 72

-- T --

Tafoya, Jacob, 25, 22
 Taibi, John, 05, 03, 04, 05
 Tanner, Craig, 97, 94, 95, 96
 Tavrytzky, Jan A., 86, 83
 Taylor, Corvan, 22, 19, 20, 21
 Taylor, Nicholas, 04, 01, 02, 03
 Taylor, Trey, 23, 21, 22
 Taylor, William, 59, 57
 Teague, John V., 87, 83, 85, 86
 Teague, Roger W., 86, 83, 84, 85
 Tebrink, Kenneth L., 79, 77
 Teigen, Scott, 94, 91, 92, 93
 Tellers, Shawn, 98, 96, 97
 Telliard, Timothy P., 82, 78
 Terrazone, Nathan, 05, 03, 04
 Terry, Amari, 22, 21, 22
 Tew, Jared, 11, 08, 09, 10
 Theken, Terry W., 73, 71, 72
 Theil, Grant, 20, 17, 18, 19
 Thibodeaux, Christopher, 24, 21
 Thiergood, Jayden, 24, 20, 21, 22
 Thies, Jerome C., 63, 60, 61, 62
 Thiessen, Michael, 01, 98, 99, 00
 Thomas, Adam K., 94, 91
 Thomas, Bernard, 98, 94
 Thomas, Bobby J., 92, 89, 90, 91
 Thomas, Brayden, 18, 15, 16, 17
 Thomas, Chris, 10, 06, 07, 08, 09
 Thomas, David W., 80, 76, 77
 Thomas, Douglas, 85, 81
 Thomas, Grant, 07, 04, 05, 06
 Thomas, Paul R., 65, 62, 63
 Thomas, Scott A., 86, 82, 83, 84, 85
 Thomas, Shawn, 00, 97, 98, 99
 Thomason, James A., 69, 67
 Thompkins, Kaleb, 25, 22
 Thompson, Dallas, 01, 95, 96, 00
 Thompson, George M., 62, 61
 Thompson, Grant (Erik), 03, 01, 02
 Thompson, Matthew, 05, 02
 Thompson, Neal R., 92, 90
 Thompson, Robert G., 75, 72, 73, 74
 Thompson, Victor, 07, 05, 06
 Thomsen, Thomas, 93, 91, 92
 Thomson, Laurence J., 59, 56, 57, 58
 Thorstenson, Craig, 00, 97, 98, 99
 Thurbush, Mark, 98, 96, 97
 Thurston, Douglas, 95, 92, 93
 Tietge, Michael R., 62, 60, 61
 Timm, David L., 83, 82
 Timmerman, Troy, 15, 13, 14
 Tipton, Tucker, 13, 11, 12
 Toffel, George J., 62, 61
 Tokish, John T., 91, 87, 88, 89, 90
 Toliver, Michael K., 87, 84, 85, 86
 Tollstam, Larry C., 65, 62, 63, 64
 Tomallo, James, 88, 86
 Tone, Jason, 95, 93
 Torchia, Linden J., 78, 75, 76, 77
 Toth, Andrew J., 89, 87, 88
 Townsend, John S., 74, 71
 Townsend, Paul, 00, 98, 99
 Trach, Jacob, 23, 21
 Travnick, William R., 79, 76, 77, 78
 Trawick, William, 21, 19, 20
 Tripple, Trent, 97, 92, 95, 96
 Tubbs, James O., 80, 78, 79
 Tucker, Eric, 94, 92, 93
 Turner, Dennis, 00, 97
 Turner, Dylan, 14, 10
 Turner, Howard, 04, 01, 02, 03
 Turner, Stephen V., 69, 66, 67, 68
 Tyler, Jordan, 18, 15, 16, 17
 Tyler, Michael, 99, 96, 97, 98
 Tyner, Dustin G., 97, 95, 96



Trey Taylor

ALL-TIME LETTERMEN

-- U --

Underbakke, Jesse, 04, 02, 03
Uzell, David, 83, 80, 81, 82

-- V --

Vail, Dylan, 17, 15, 16
VanHulzen, Trent, 90, 87, 88, 89
VanInwegan, Earl S., 60, 57
Van maarth, Ryan, 02, 00
Vargas, John, 96, 93, 94, 95
Vaughn, Kenneth L., 77, 73, 74
Vaught, Tyler, 19, 16
Vellanti, Christopher G.L., 86, 84, 85
Vereen, Shaquille, 18, 15, 16, 17
Vernon, Rodney G., 86, 83, 84, 85
Vertrees, Richard C., 82, 79
Vickery, Charles A., Jr, 82, 79
Vikupitz, Connor, 20, 18, 19
Vinson, Daniel, 14, 11
Vonzurmuehlen, Bryce, 19, 16, 17, 18
Vosika, Eugene L., 59, 56

-- W --

Wachenheim, Scott, 84, 80, 81, 82, 83
Wade, Chris, 01, 98, 99
Wade, Max, 98, 94
Waggoner, Mark, 93, 92
Wagner, Robert K., 61, 59, 60
Waguespack, Kade, 20, 17, 18, 19
Waiwaiole, Jordan, 12, 09, 10, 11
Walker, Dexter, 16, 12, 13, 14, 15
Walker, Michael, 97, 94, 95, 96
Walker, Michael D., 88, 85
Walker, Nathan, 11, 09, 10
Walker, Steve, 95, 93
Walker, Terry, 91, 88, 89
Walker, Thomas T., 61, 59, 60
Waller, Brett, 04, 02, 03
Waller, James P., 05, 02, 03, 04
Waller, Steven D., 73, 71, 72
Wallerstein, A.J., 12, 08, 09, 10, 11
Walski, Paul, 91, 89, 90
Walters, Brooks, 02, 00, 01
Ward, Eric, 20, 18, 19
Ward, Matt, 06, 02, 03
Wargo, Paul G., Jr, 66, 63, 64
Warrack, Christian A., 60, 59
Warren, Charlton, 99, 96, 97, 98
Warzeka, Jonathan, 12, 08, 09, 10, 11
Washer, Christopher, 82, 78, 79, 80, 81
Washinton, Benton, 18, 15, 16
Washington, Christopher, 95, 92
Washington, Jesse, 17, 15, 16
Waszak, Matt, 99, 98
Waterman, Charles R., Jr., 60, 59
Waters, Benjamin, 20, 17, 18, 19
Waters, Jace, 23, 21, 22
Watkins, Brian, 95, 91, 92, 93
Watkins, Bobby, 15, 11
Watson, Ryan, 17, 13, 14., 15, 16
Watts, Garrett, 19, 16
Weathers, Jeffrey T., 87, 84, 86
Weathersby, Ray, 98, 97
Weaver, Ross, 06, 02, 03, 04, 05
Weaver, Tyler, 17, 15, 16
Webb, Lance C., 74, 71, 72, 73
Webb, Michael A., 80, 76, 77
Weber, Mark, 90, 88, 89
Webster, Jayce, 18, 15
Weeks, Tyler, 09, 07
Weidmann, James, 78, 74, 75, 76, 77
Weigand, John R., 84, 81, 82, 83
Weiland, Luke, 24, 22
Weiss, Bart W., 86, 83, 84, 85
Weist, Chace, 05, 01
Wells, Charles, 08, 05, 06
Welsh, John, 03, 01, 02
West, James D., 68, 66

Westerling, William, 23, 21, 22
Weydert, James C., 72, 70, 71
Whaley, Harold E., 71, 68, 69, 70
Whaley, Sanders A., 79, 75
Wharton, Donald, 15, 13, 14
Whatley, Melvin B., 98, 95
White, Rory, 24, 21, 22
Whiting, Jackson, 00, 97, 98, 99
Whitt, Kevin, 12, 10, 11
Wideman, Hubert G., 59, 57, 58
Wieland, Luke, 24, 21
Wikstrom, Jon (Wylie), 11, 09, 10
Wild, Ray E., 76, 72, 73, 74, 75
Wiley, Alan C., 82, 79, 80, 81
Wilkerson, Brandon, 96, 94, 95
Wilkie, Jordan, 05, 02, 03, 04
Wilkie, Peter R., 93, 90, 91, 92
Williams, Julian, 25, 22
Williams, Keith, 09, 06, 07, 08
Williams, Kevin, 95, 91, 92, 93
Williams, Mark C., 89, 88
Williams, Paul W., 78, 75, 76, 77
Williams, Ryan E., 08, 05, 06, 07
Williams, Ryan K., 80, 77, 78, 79
Williams, Trevon, 25, 22
Williams, Tyler R., 18, 15, 16, 17
Willis, Roy W., Jr, 75, 72, 73, 74
Wills, Lakota, 21, 17, 18, 19
Wilson, Billy, 01, 98
Wilson, Dwan E., 86, 82, 83, 84, 85
Wilson, Jackson, 17, 15, 16
Wilson, Jonathan, 06, 02, 03, 04, 05
Wilson, Lyle E., 62, 61
Wilson, Parker, 19, 16, 17
Wilson, Russell A., 86, 84, 85
Wilson, Steven, 90, 87, 88, 89
Wilson, Wyatt, 24, 21, 22
Wimmer, Hawk, 22, 19, 20, 21
Winters, Deacon L., 80, 77

Wolfe, Richard E., 67, 65
Wolters, Tod D., 82, 79, 80, 81
Wood, Joseph L., 92, 89, 90, 91
Wood, Kenneth S., 77, 74, 75, 76
Wooding, Jr., Anthony, 14, 10, 11
Woodring, Erik, 99, 97, 98
Woodring, Joseph, 21, 19, 20
Woods, Darryl, 91, 89, 90
Woods, Philip H., 61, 60
Woodward, Kyle D., 19, 16
Woolum, Elijah, 20, 19
Worden, Roy M., 76, 73, 74, 75
Worthman, Arion, 19, 16, 17, 18
Wosilius, William, 91, 88, 89
Wright, Adrian, 04, 01, 02, 03
Wright, Alex, 99, 97
Wright, Anthony, 12, 08, 09, 10, 11
Wurglitz, Alfred M., 70, 67, 68, 69
Wyngaard, Gerald F., 68, 65, 66, 67

-- Z --

Zagzebski, Kenneth P., 68, 65, 66, 67
Zaleski, Charles D., 59, 56, 57, 58
Zanotti, Adam, 07, 04, 05
Zanotti, Charles (C.J.), 00, 97, 98, 00
Zdroik, Daniel, 91, 89, 90
Zdroik, Payton, 25, 22
Zeman, Michael, 97, 94, 95, 96
Zeman, Ryan, 08, 05, 06
Zemko, Charles R., 14, 12, 13
Ziebart, David A., 80, 76, 77, 78, 79
Ziegler, John J., 86, 83, 84, 85
Zolninger, Gregory C., 84, 81, 82, 83
Zuberer, Grayson, 17, 15, 16
Zyroll, Thomas C., 68, 65, 66, 67

-- Y --

Yandell, Saxon, 94, 91, 92, 93
Yarbrough, Steve, 89, 87, 88
Yates, Shanon, 92, 89, 90, 91
Yeager, Louis, 93, 90, 91, 92
Yeager, Luke, 09, 07, 08
Young, David T., 92, 89, 90, 91
Young, Douglas, 91, 88, 89, 90
Young, Grant, 22, 19
Young, Matt, 95, 93
Young, Terrence J., 75, 73, 74
Young, Wayne D., 94, 90, 91, 92, 93
Youngblood, Johnathan, 24, 20, 21, 22



PAST SEASON RESULTS

National Rankings

The number prior to the opponent indicates the ranking of that opponent. The number to the right of the opponent in () is Air Force's ranking at the time of the game.

The first number indicated is the United Press ranking, followed by the Associated Press ranking. The United Press ranking was replaced by CNN from 1993-1996, then later by ESPN from 1997 to the present.

1955 (4-4)


Coach: Col. Robert V. Whitlow
Co-Captains: Brock Strom & John White+

O.8	Denver Frosh*	W 34-18
O.15	Colorado State Frosh (N1)	W 21-13
O.22	Colorado Frosh (N2)	L 0-32
O.29	Kansas Frosh	L 0-33
N.5	Utah Frosh (N1)	L 6-12
N.12	Wyoming Frosh (N2)	W 21-13
N.19	at New Mexico Frosh	W 7-6
N.26	Oklahoma Frosh	L 12-48

* - 17,785 saw first game at D.U. Stadium in Denver.
N1 - Penrose Stadium, Colorado Springs.
N2 - Pueblo Stadium, Pueblo, Colo.
+ - Game captains were used. Strom and White were named co-captains prior to the final game of the season. 1955 was a non-varsity season (games not counted in overall record).

L.T. "Buck" Shaw

1956-57



Record
9-8-2 (2 yrs)

1956 (6-2-1)

Coach: L.T. "Buck" Shaw
Co-Captains: Larry Thomson & Charles Zaleski+

S.29	at San Diego U.*	W 46-0
O.6	at Colorado College	W 53-14
O.13	Western State	W 48-13
O.20	Colorado Mines	W 49-6
O.27	Eastern New Mexico	W 34-7
N.3	Northern Colorado	W 21-0
N.10	at Whittier	T 14-14
N.17	Idaho State (N1)	L 7-13
N.24	Brigham Young	L 21-34

* - First varsity game and first Air Force shutout.
N1 - Pueblo Stadium.
+ - Game captains were used. Thomson and Zaleski were named co-captain prior to final game of the season.

1957 (3-6-1)

Coach: L.T. "Buck" Shaw
Co-Captains: Brock Strom & Charles Zaleski+

S.20	at UCLA*	L 0-47
S.28	Occidental	W 40-6
O.5	Detroit	W 19-12
O.11	at George Washington	L 0-20
O.26	at Tulsa	L 7-12
N.2	at Wyoming	T 7-7
N.9	Denver	L 14-26
N.16	at Utah	L 0-34
N.23	New Mexico	W 31-0
N.30	Colorado State	L 7-20

* - First crowd of over 30,000 to watch Air Force game (33,293). + - Game captains. Strom and Zaleski were named co-captains at the end of the season.

Ben Martin

1958-77

Record
96-103-9
(20 yrs)



1958 (9-0-2)

First Senior Class
Coach: Ben Martin
Captain: Brock Strom

S.26	at Detroit	W 37-6
O.4	at 8/8 Iowa*	T 13-13
O.11	Colorado State	W 36-6
O.18	at Stanford	W 16-0
O.25	Utah (17/14)	W 16-14
N.1	at Oklahoma St. (17/13)	W 33-29
N.8	at Denver (14/10)	W 10-7
N.15	Wyoming (N1) (12/10)	W 21-6
N.22	at New Mexico (10/9)	W 45-7
N.29	at Colorado (9/8)	W 20-14

COTTON BOWL
J1 9/10 TCU (N2) (8/6).....T 0-0
* - First crowd of over 45,000 to watch Air Force game (48,325).
N1 - Washburn Field, Colorado Springs.
N2 - Cotton Bowl, Dallas, Texas

1959 (5-4-1)

Coach: Ben Martin
Captain: Howard Bronson

S.26	at Wyoming	W 20-7
O.3	at Trinity (-/18)	W 27-6
O.10	Idaho (19/18)	W 21-0
O.17	Oregon (N1) (12/17)	L 3-20
O.23	at 17/- UCLA	W 20-7
O.31	Army (N2)+ (15/-)	T 13-13
N.7	at Missouri (20/18)	L 0-13
N.14	Arizona (N3)	W 22-15
N.21	New Mexico	L 27-28
N.28	at Colorado	L 7-15

+ - First crowd of over 65,000 to watch regular season Air Force game (67,000).
N1 - Portland, Ore.
N2 - Yankee Stadium, New York City.
N3 - Folsom Field, Boulder, Colo.
Air Force was ranked 15th in the preseason national poll

1960 (4-6)

Coach: Ben Martin
Captain: Mike Quinlan+

S.24	Colorado State	W 32-8
O.1	Stanford	W 32-9
O.8	8/11 Missouri (17/-)	L 8-34
O.15	5/5 Navy (N1)	L 3-35
O.22	at Wyoming	L 0-15
O.29	George Washington	L 6-20
N.5	Denver	W 36-6
N.12	at 14/11 UCLA	L 0-22
N.26	at Colorado	W 16-6
D.2	at Miami (Fla.)	L 14-23

+ - Game captains were used. Quinlan was named captain at the end of the season.
N1 - Baltimore Memorial Stadium.

1961 (3-7)

Coach: Ben Martin
Captain: Bob McDonough+

S.23	UCLA #*	L 6-19
S.30	Kansas State	L 12-14
O.7	at SMU	L 7-9
O.14	at Cincinnati	W 8-6
O.21	Maryland	L 0-21
O.28	at New Mexico	L 6-21
N.4	Colorado State	W 14-9
N.11	at California	W 15-14
N.18	at Baylor	L 7-31
D.2	6/6 Colorado	L 12-29

+ - Game captains were used. McDonough was named captain at the end of the season.
- First night home Air Force game at Denver Stadium.
* - Largest crowd to watch Air Force home game at Denver Stadium (27,500).

1962 (5-5)

First season at Falcon Stadium
Coach: Ben Martin
Captain: Skinner Simpson

S.22	Colorado State*	W 34-0
S.29	at -/4 Penn State	L 6-20
O.6	at Southern Methodist	W 25-20
O.13	at Arizona	W 20-6
O.20	Oregon+	L 20-35
O.27	Miami (Fla.)	L 3-21
N.3	Wyoming	W 35-14
N.10	at UCLA	W 17-11
N.17	Baylor	L 3-10
N.24	at Colorado	L 10-34

* - First game at Falcon Stadium.
+ - Falcon Stadium dedication.



1958 Cotton Bowl Team

PAST SEASON RESULTS

1963 (7-4)

Coach: Ben Martin
 Co-Captains: Terry Isaacson & Todd Jagerson
 S.21 -/10 Washington W 10-7
 S.28 Colorado State W 69-0
 O.5 at SMU L 0-10
 O.12 at 10/- Nebraska W 17-13
 O.19 at Maryland L 14-21
 O.26 Boston College W 34-7
 N.2 Army (N1)..... L 10-14
 N.9 UCLA W 48-21
 N.16 at New Mexico W 30-8
 D.7+ Colorado W 17-14
GATOR BOWL
 D.28 North Carolina (N2)..... L 0-35
 + - changed from Nov. 23 because of President Kennedy's death.
 N1 - Soldier Field, Chicago; N2 - Gator Bowl, Jacksonville, Fla.

1964 (4-5-1)

Coach: Ben Martin
 Co-Captains: Dick Czarnota & Wendell Harkleroad
 S.19 at Washington W 3-2
 S.26 at Michigan L 7-24
 O.3 Colorado State W 14-6
 O.10 5/6 Notre Dame L 7-34
 O.17 Missouri L 7-17
 O.24 at Boston College L 7-13
 O.31 Arizona W 7-0
 N.7 at UCLA W 24-15
 N.14 Wyoming..... T 7-7
 N.21 at Colorado L 23-28

1965 (3-6-1)

Coach: Ben Martin
 Captain: Paul Stein
 S.18 at Wyoming L 14-31
 S.25 -/12 Nebraska L 17-27
 O.2 Stanford L 16-17
 O.9 California..... L 7-24
 O.16 Oregon (N1) T 18-18
 O.23 at Univ. of Pacific W 40-0
 O.30 10/- UCLA L 0-10
 N.6 Army (N2)..... W 14-3
 N.13 at Arizona..... W 34-7
 N.20 Colorado L 6-19
 N1 - Multnomah Stadium, Portland, Ore.
 N2 - Soldier Field, Chicago.

1966 (4-6)

Coach: Ben Martin
 Co-Captains: Lloyd Duncan & Scott Jackson
 S.17 Wyoming..... L 0-13
 S.24 at Washington..... W 10-0
 O.1 Navy W 15-7
 O.8 Hawai'i W 54-0
 O.15 Oregon L 6-17
 O.22 Colorado State L 21-41
 O.29 at 3/3 UCLA L 13-38
 N.5 at Stanford L 6-21
 N.12 at North Carolina W 20-14
 N.19 at Colorado L 9-10

1967 (2-6-2)

Coach: Ben Martin
 Captain: Neal Starkey
 S.16 at Oklahoma State T 0-0
 S.23 at Wyoming L 10-37
 S.30 Washington..... L 7-30
 O.7 at California..... L 12-14
 O.14 North Carolina W 10-8
 O.21 at Tulane W 13-10
 O.28 Colorado State T 17-17
 N.4 Army* L 7-10
 N.18 at Arizona..... L 10-14
 N.25 Colorado L 0-33
 * - Record crowd at Falcon Stadium (49,536). First homecoming game.

1968 (7-3)

Coach: Ben Martin
 Captain: Dick Swanson
 S.21 -/16 Florida (N1) L 20-23
 S.28 -/20 Wyoming..... W 10-3
 O.5 at Stanford..... L 13-23
 O.12 Navy (N2) W 26-20
 O.19 at Colorado State W 31-0
 O.26 at Pittsburgh W 27-14
 N.2 North Carolina W 28-15
 N.9 Arizona L 10-14
 N.16 Tulsa..... W 28-8
 N.23 at Colorado W 58-35
 N1 - Tampa Stadium, Tampa, Fla.
 N2 - Soldier Field, Chicago.

1969 (6-4)

Coach: Ben Martin
 Co-Captains: Gary Baxter & Ed Epping
 S.13 at Southern Methodist W 26-22
 S.20 at -/10 Missouri L 17-19
 S.27 20/- Wyoming..... L 25-27
 O.11 at North Carolina W 20-10
 O.18 Oregon* W 60-13
 O.25 Colorado State (-/20) W 28-7
 N.1 at Army (-/19) W 13-6
 N.8 Utah State (-/19) W 38-13
 N.15 at 12/13 Stanford (-/20)..... L 34-47
 N.22 at 9/8 Notre Dame L 6-13
 * - "Fog Bowl" game.

1970 (9-3)

Coach: Ben Martin
 Co-Captains: Cyd Maattala & Virgil Staponski
 S.12 Idaho W 45-7
 S.19 at Wyoming W 41-17
 S.26 Missouri (N1) (-/20) W 37-14
 O.3 Colorado State (10/10) W 37-22
 O.10 Tulane (7/8) W 24-3
 O.17 Navy (N2) (6/7) W 26-3
 O.24 Boston College (6/7) W 35-10
 O.31 at Arizona (7/7) W 23-20
 N.7 at Oregon (7/9) L 35-46
 N.14 Stanford (12/13) W 31-14
 N.21 Colorado (8/10)..... L 19-49
SUGAR BOWL
 J.1 Tennessee (N3) (11/11) L 13-34
 N1 - Busch Stadium, St. Louis.
 N2 - Washington, D.C., Kennedy Stadium.
 N3 - Tulane Stadium, New Orleans, La.
 Air Force finished the season ranked 13/16 in final poll.

1971 (6-4)

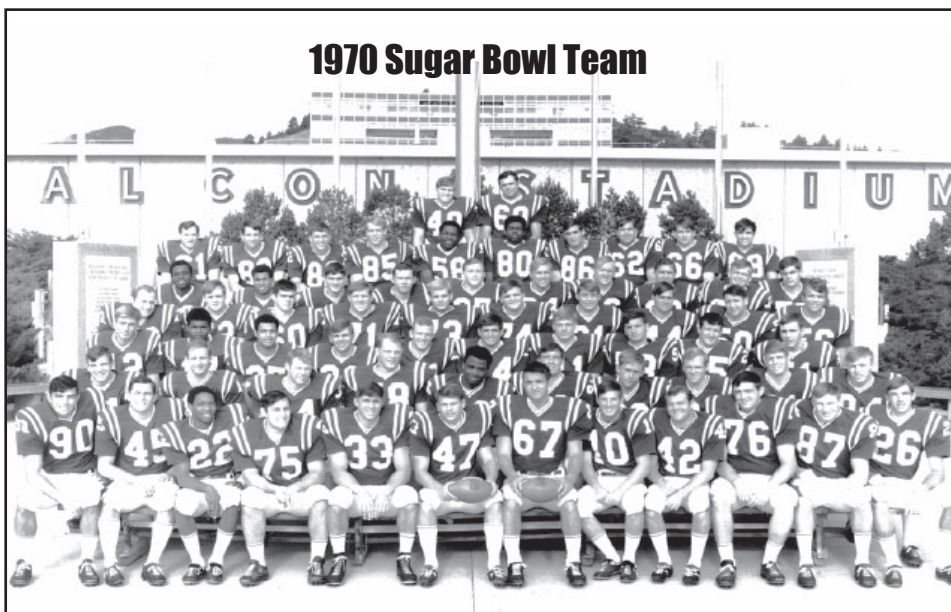
Coach: Ben Martin
 Co-Captains: Brian Bream & John Greenlaw
 S.18 Missouri * W 7-6
 S.28 Wyoming..... W 23-19
 O.2 at 11/9 Penn State L 14-16
 O.9 SMU W 30-0
 O.16 Army W 20-7
 O.23 at Colorado State (-/20)..... W 17-12
 O.30 at 15/13 Arizona St. (18/18) ... L 28-44
 N.6 Oregon L 14-23
 N.13 at Tulsa..... W 17-7
 N.20 at 10/10 Colorado..... L 17-53
 * - Air Force's 75th victory.

1972 (6-4)

Coach: Ben Martin
 Co-Captains: Orderia Mitchell & Gene Ogilvie
 S.16 Wyoming..... W 45-14
 S.23 Pittsburgh W 41-13
 S.30 Davidson (17/-) W 68-6
 O.7 at Colorado State (15/19) .. W 53-13
 O.14 at Boston College(15/15) ... W 13-9
 O.21 Navy* (14/16) L 17-21
 O.28 at 13/16 Arizona State..... W 39-31
 N.4 at Army*(15/19) L 14-17
 N.11 12/12 Notre Dame..... L 7-21
 N.18 15/15 Colorado L 7-38
 * - First Commander-In-Chief's Trophy Season.

1973 (6-4)

Coach: Ben Martin
 Co-Captains: Rich Haynie & Jim Morris
 S.22 Oregon W 24-17
 S.29 New Mexico W 10-6
 O.6 7/7 Penn State L 9-19
 O.13 at 17/17 Colorado..... L 17-38
 O.20 at Navy L 6-42
 O.27 Davidson W 41-19
 N.3 Army W 43-10
 N.10 Rutgers..... W 31-14
 N.17 at Arizona W 27-26
 N.22 at 5/5 Notre Dame..... L 15-48



PAST SEASON RESULTS

1974 (2-9)

Coach: Ben Martin

Co-Captains: Larry Fariss & Terry Young

S.14	Idaho	W 37-0
S.21	at Oregon	L 23-27
S.28	at Wyoming	L 16-20
O.5	Colorado**	L 27-28
O.12	20/- Tulane	L 3-10
O.19	Navy	W 19-16
O.26	at Rutgers	L 3-20
N.2	Brigham Young	L 10-12
N.9	at Army	L 16-17
N.16	Arizona	L 24-27
N.23	at 4/5 Notre Dame***	L 0-38

** - Dave Lawson kicked 60-yard field goal.

*** - Team record of scoring in 72 straight games stops (1968-1974).

1975 (2-8-1)

Coach: Ben Martin

Co-Captains: Chris Milodragovich & Randy Spetman

S.13	Arkansas (N1)	L 0-35
S.20	at Iowa State*	L 12-17
S.27	9/10 UCLA	T 20-20
O.4	Navy (N2)	L 0-17
O.11	at Brigham Young	L 14-28
O.18	15/15 Notre Dame	L 30-31
O.25	at Colorado State	L 10-47
N.1	Army	W 33-3
N.8	Tulane (N3)	W 13-12
N.15	13/15 California	L 14-31
N.22	Wyoming	L 10-24

* - Dedicated new Iowa State Stadium. Lawson kicked 62-yard field goal.

N1 - Little Rock, Ark.

N2 - Robert F. Kennedy Stadium, Wash., D.C.

N3 - Superdome, New Orleans, La.

1976 (4-7)

Coach: Ben Martin

Co-Captains: Mark Kenney & Ken Wood

S.11	Univ. of Pacific*	W 36-3
S.18	Iowa State	L 6-41
S.25	at 4/5 UCLA	L 7-40
O.2	Kent State(N1)	L 19-24
O.9	Navy	W 13-3
O.16	Colorado State	L 3-27
O.23	The Citadel	L 7-26
O.30	at Army	L 7-24
N.6	at Arizona St.	W 31-30
N.13	at Vanderbilt	L 10-34
N.20	19/- Wyoming (U)	W 41-21

* - Air Force's 100th victory.

N1 - Municipal Stadium, Cleveland, Ohio.

1977 (2-8-1)

Coach: Ben Martin

Co-Captains: Jack Kucera & Jim Weidmann

S.10	at Wyoming	T 0-0
S.17	at California	L 14-24
S.24	Univ. of Pacific	W 15-13
O.1	at Georgia Tech	L 3-30
O.8	at Navy	L 7-10
O.15	Arizona State	L 14-37
O.22	at Baylor	L 7-28
O.29	Boston College	L 14-36
N.5	Army	L 6-31
N.12	Vanderbilt	W 34-28
N.19	at 6/6 Notre Dame	L 0-49

Bill Parcels

1978

Record
3-8 (1 yr)



1978 (3-8-0)

Coach: Bill Parcels

Co-Captains: Tom Foertsch & Steve Hoog

S.9	at Texas-El Paso	W 34-25
S.16	at Boston College	W 18-7
S.23	Holy Cross	L 18-35
S.30	at Kansas State	L 21-34
O.7	Navy	L 8-37
O.14	Colorado State	L 13-31
O.21	18/20 Notre Dame	L 15-38
O.28	Kent State	W 26-10
N.4	at Army	L 14-28
N.11	19/- Georgia Tech	L 21-42
N.18	at Vanderbilt	L 27-41

+ - Game captains were used. Foertsch and Hoog were named co-captains after the final game of the season.

Ken Hatfield

1979-83

Record
26-32-1 (5 yrs)



1979 (2-9)

Coach: Ken Hatfield

Co-Captains: Ryan Williams & Dave Ziebart+

S.9	Tulsa	L 7-24
S.15	at Wisconsin	L 0-38
S.22	Illinois	L 19-27
S.29	Kansas State	L 6-19
O.6	at Navy	L 9-13
O.13	9/10 Notre Dame	L 13-38
O.20	at Oregon*	L 9-17
O.27	at Colorado State	L 6-20
N.3	Army	W 28-7
N.10	at Georgia Tech	L 0-21
N.17	Vanderbilt	W 30-29

+ - Game captains were used. Ziebart and Williams were named co-captains at the end of the season.

* - Oregon used ineligible player. Game forfeited to Air Force.

1980 (2-9-1, 1-6 WAC)

Coach: Ken Hatfield

Co-Captains: Mike Bloomfield & Scott Schafer

S.6	at Colorado State*	L 9-21
S.13	at 18/19 Washington	L 7-50
S.20	San Diego State*	L 10-13
S.27	at Illinois	T 20-20
O.4	at Yale	L 16-17
O.11	Navy	W 21-20
O.18	at Tulane	L 7-28
N.1	Boston College	L 0-23
N.8	at Army	L 24-47
N.15	Wyoming*	W 25-7
N.22	at 2/2 Notre Dame	L 10-24
N.29	at Hawai'i*	L 12-20

* - Western Athletic Conference Games. 1980 marks AFA's first year in the WAC.

1981 (4-7, 2-5 WAC)

Coach: Ken Hatfield

Co-Captains: Ed Antoine, Mike France & Johnny Jackson

S.12	at -/15 Brigham Young *	L 21-45
S.19	Wyoming*	L 10-17
S.26	at New Mexico*	L 10-27
O.3	Colorado State*	W 28-14
O.10	at Navy	L 13-30
O.17	Tulane	L 13-31
O.24	at Oregon	W 20-10
O.31	Army	W 7-3
N.14	Notre Dame	L 7-35
N.21	at UNLV	L 21-24
N.29	San Diego State* (N1)	W 21-16

+ - Game captains were used.

N1 - Game played at Olympic Memorial Stadium, Tokyo, Japan (Mirage Bowl).

* - Western Athletic Conference Games.

1982 (8-5, 4-3 WAC)

Coach: Ken Hatfield

Co-Captains: All Seniors

S.4	at Tulsa	L 17-35
S.11	San Diego State*	W 44-32
S.18	at Texas Tech	L 30-31
S.25	at 20/- Brigham Young *	W 39-38
O.2	New Mexico*	L 37-49
O.9	Navy	W 24-21
O.16	Colorado State*	L 11-21
O.23	at Texas-El Paso*	W 35-7
O.30	Wyoming*	W 44-34
N.6	at Army	W 27-9
N.20	16/18 Notre Dame	W 30-17
N.27	at Hawai'i*	L 21-45

HALL OF FAME BOWL

D.31 Vanderbilt***(N1) W 36-28

N1 - Legion Field, Birmingham, Ala.

* - Western Athletic Conference Games.

*** - Air Force's 125th victory.

1983 (10-2, 5-2 WAC)

Coach: Ken Hatfield

Co-Captains: Game Captains

S.3	at Colorado State*	W 34-13
S.10	Texas Tech	W 28-13
S.17	at Wyoming*	L 7-14
S.24	Brigham Young *	L 28-46
O.8	at Navy	W 44-17
O.15	Texas-El Paso*	W 37-25
O.22	Utah*	W 33-31
O.29	Army	W 41-20
N.5	Hawai'i*	W 45-10
N.19	at Notre Dame	W 23-22
N.26	at San Diego State* (16/17)	W 38-7

INDEPENDENCE BOWL

D.10 Mississippi(N1) (16/16) W 9-3

N1 - Game played in Shreveport, La.

* - Western Athletic Conference Games.

Air Force ended the season ranked 15/13 in final polls.

PAST SEASON RESULTS

Fisher DeBerry

**1984-2006
Record
169-109-1
(23 yrs)**



1984 (8-4, 4-3 WAC)

Coach: Fisher DeBerry
Co-Captains: Game Captains
S.1 San Diego State* W 34-16
S.8 Northern Colorado..... W 75-7
S.15 at Wyoming*..... L 20-26
S.22 at Utah* L 17-28
S.29 Colorado State* W 52-10
O.6 Navy W 29-22
O.13 at Notre Dame W 21-7
O.20 5/7 Brigham Young* L 25-30
N.3 at Army L 12-24
N.10 at New Mexico* W 23-9
N.17 at Texas-El Paso* W 38-12
INDEPENDENCE BOWL
D.15 Virginia Tech(N1)..... W 23-7
N1 - Game played in Shreveport, La.
* - Western Athletic Conference Games.

1985 (12-1, 7-1 WAC)

Coach: Fisher DeBerry
Co-Captains: Game Captains
A.31 Texas-El Paso* W 48-6
S.14 at Wyoming* W 49-7
S.21 Rice..... W 59-17
S.28 at New Mexico* (18/19) W 49-12
O.5 Notre Dame% (15/17)..... W 21-15
O.12 at Navy (12/13) W 24-7
O.19 at Colorado State* (9/10) W 35-19
O.26 Utah* (6/8)..... W 38-15
N.2 San Diego State* (6/7) W 31-10
N.9 Army (4/5)..... W 45-7
N.16 at 15/16 BYU* (4/4) L 21-28
N.23 at Hawai'i (10/13) W 27-20
BLUEBONNET BOWL
D.31 Texas (N1) (7/10) W 24-16
N1 - Game played in Houston, Texas.
* - Western Athletic Conference Games.
% - Fourth straight victory over Notre Dame.
Air Force ended the season ranked 5/8 in the polls.

1986 (6-5, 5-2 WAC)

Coach: Fisher DeBerry
Co-Captains: Game Captains
A.30 Hawai'i* (RTV)..... W 24-17
S.6 at Texas-El Paso* W 23-21
S.20 Wyoming* (RTV) L 17-23
S.27 Colorado State* (RTV)..... W 24-7
O.3 at Utah* W 45-35
O.11 Navy (RTV) (S) W 40-6
O.18 at Notre Dame (RTV)..... L 3-31
O.25 at San Diego State* W 22-10
N.8 at Army (RTV) L 11-21
N.22 at Rice L 17-21
D.6 Brigham Young* (NTV)..... L 3-23
* - Western Athletic Conference Games.

1987 (9-4, 6-2 WAC)

Coach: Fisher DeBerry
Co-Captains: Game Captains
S.5 at Wyoming* L 13-27
S.12 Texas Christian W 21-10
S.19 San Diego State* W 49-7
S.26 at Colorado State* W 27-19
O.3 Utah* W 48-27
O.10 at Navy W 23-13
O.17 13/11 Notre Dame L 14-35
O.24 Texas-El Paso* W 35-7
O.31 at Brigham Young* L 13-24
N.7 Army W 27-10
N.14 at New Mexico* W 73-26
N.21 at Hawai'i* W 34-31
FREEDOM BOWL
D.30 Arizona State(N1) L 28-33
N1 - Game played in Anaheim, Calif.
* - Western Athletic Conference Games.

1988 (5-7, 3-5 WAC)

Coach: Fisher DeBerry
Co-Captains: Game Captains
S.3 at Colorado State* W 29-23
S.11 at San Diego St.* L 36-39
S.17 Northwestern% W 62-27
S.24 19/- Wyoming* L 45-48
O.1 New Mexico* W 63-14
O.8 Navy W 34-24
O.15 at Utah* W 56-49
O.22 at 2/2 Notre Dame L 13-41
N.5 at Army L 15-28
N.12 18/- Brigham Young* L 31-49
N.19 at Texas-El Paso* L 24-31
N.26 at Hawai'i* L 14-19
% - First win over a Big 10 opponent.
* - Western Athletic Conference Games.

1989 (8-4-1, 5-1-1 WAC)

Coach: Fisher DeBerry
Captains: Dee Dowis, Lance McDowell, Scott Hollister, Randle Gladney, Tom Kafka
S.2 San Diego St.* W 52-36
S.10 Wyoming*# W 45-7
S.16 at Northwestern W 48-31
S.23 Texas-El Paso* (19/-)..... W 43-26
S.30 at Colorado St.* (19/24)..... W 46-21
O.7 at Navy (15/20) W 35-7
O.14 1/1 Notre Dame# (14/17) L 27-41
O.21 at Texas Christian (17/19) L 9-27
N.4 Army W 29-3
N.11 at 18/21 Brigham Young*! L 35-44
N.25 at Utah* W 42-38
D.9 at Hawai'i*# T 35-35
LIBERTY BOWL
D.28 Mississippi#(N1) L 29-42
- ESPN, ! - CBS. * - Western Athletic Conference Games.
N1 - Game played in Memphis, Tenn.

1990 (7-5, 3-4 WAC)

Coach: Fisher DeBerry
Captains: Rodney Lewis, Lane Beene, Brian Hill, J.T. Tokish
S.1 Colorado St.* L 33-35
S.8 Hawai'i* W 27-3
S.15 The Citadel W 10-7
S.22 at Wyoming* L 12-24
S.29 at San Diego State* L 18-48
O.6 Navy W 24-7
O.13 at 7/8 Notre Dame L 27-57
O.27 Utah* W 52-21
N.3 9/10 Brigham Young* L 7-54
N.10 at Army W 15-3
N.17 at Texas-El Paso* W 14-13
LIBERTY BOWL
D.27 20/24 Ohio State#(N1) W 23-11
* - Western Athletic Conference Games.
N1 - Game played in Memphis, Tenn.
- ESPN

1991 (10-3, 6-2 WAC)

Coach: Fisher DeBerry
Captains: Shanon Yates, Joe Wood, Rob Perez
A.31 Weber State% W 48-31
S.7 at Colorado State*@ W 31-26
S.14 at Utah* % W 24-21
S.21 San Diego State* % W 21-20
S.28 at Brigham Young* % L 7-21
O.5 Wyoming*\$ W 51-28
O.12 at Navy W 46-6
O.19 5/5 Notre Dame# L 15-28
O.26 Texas-El Paso* % W 20-13
N.2 at New Mexico* L 32-34
N.9 Army W 25-0
N.23 at Hawai'i* W 24-20
LIBERTY BOWL
D.29 Mississippi St.+# (N1) W 38-15
% - Blue & White Network; @ - Prime Sports Network, \$ - ABC, # - ESPN; + 200th Air Force Victory.
* - Western Athletic Conference Games.
N1 - Game played in Memphis, Tenn.
Air Force was ranked -/25 in the final polls.

1992 (7-5, 4-4 WAC)

Coach: Fisher DeBerry
Captains: Carlton McDonald, Chris Baker, Jarvis Baker
S.5 Rice W 30-21
S.12 Hawai'i*\$ L 3-6
S.19 at Wyoming* W 42-28
S.25 New Mexico* W 33-32
O.3 at Texas-El Paso* W 28-22
O.10 Navy W 18-16
O.17 Colorado State*% L 28-32
O.24 at San Diego State* W 20-17
O.31 Utah* L 13-20
N.7 at Army W 7-3
N.14 Brigham Young* L 7-28
LIBERTY BOWL
D.31 19/20 Mississippi # (N1) L 0-13
- ESPN, \$ - Blue & White
* - Western Athletic Conference game
% - Prime Sports Network
N1 - Played in Memphis, Tenn.

1993 (4-8, 1-7 WAC)

Coach: Fisher DeBerry
Captains: Mike Black, Scott Teigen, Wayne Young
S.4 Indiana State# W 63-21
S.11 at Colorado St.* L 5-8
S.18 San Diego St.*% L 31-38
S.25 at 17/21 Brigham Young# L 3-30
O.2 Wyoming**/* L 18-31
O.9 at Navy L 24-28
O.16 at Fresno St.* L 20-33
O.23 The Citadel** W 35-0
O.30 Texas-El Paso**/* W 31-10
N.6 Army** W 25-6
N.13 at Utah* L 24-41
N.20 at Hawai'i* L 17-45
- Prime Sports Network
* - Western Athletic Conference Games
% - ABC Regional Telecast, ** - Blue and White Network

1994 (8-4, 6-2 WAC)

Coach: Fisher DeBerry
Captains: All Seniors
S.3 Colorado State* L 21-34
S.9 21/- Brigham Young*\$ L 21-45
S.17 Northwestern L 10-14
S.24 at Texas-El Paso* W 47-7
O.1 at San Diego State* W 36-35
O.8 Navy# W 43-21
O.22 Fresno State* W 42-7
O.29 at Wyoming* W 34-17
N.5 at Army W 10-6
N.12 14/12 Utah*# W 40-33
N.19 at Notre Dame% L 30-42
D.3 at Hawai'i* W 37-24
* - Western Athletic Conference Games.
\$ - ABC Regional Telecast
- Blue and White Network; % - NBC National Telecast

PAST SEASON RESULTS

1995 (8-5, 6-2 WAC)

Coach: Fisher DeBerry

Captains: Game Captains

S.2	Brigham Young*#	W 38-12
S.9	Wyoming*# (25/-)	W 34-10
S.16	Colorado State* (19/21)	L 20-27
S.23	at Northwestern#	L 6-30
S.30	at New Mexico*	W 27-24
O.7	Texas-El Paso*	W 56-43
O.14	at Navy	W 30-20
O.21	at Utah*	L 21-22
O.28	at Fresno State*	W 31-20
N.11	Army	W 38-20
N.18	10/8 Notre Dame#	L 14-44
N.25	at Hawai'i*	W 44-14
COPPER BOWL		
D.27	25/- Texas Tech#(N1)	L 41-55

- ESPN, * - estern Athletic Conference game
N1 - Game played in Tucson, Ariz.

1996 (6-5, 5-3 WAC)

Coach: Fisher DeBerry

Captains: Chris Gizzi, Lee Guthrie, Beau Morgan

A.31	San Jose State*	W 45-0
S.7	at UNLV*	W 65-17
S.21	at Wyoming*	L 19-22
S.28	Rice*	W 45-17
O.12	Navy	L 17-20
O.19	at 9/8 Notre Dame% (OT)	W 20-17
O.26	Hawai'i*	W 34-7
N.2	Colorado State*&	L 41-42
N.09	at Army	L 7-23
N.16	at Fresno State* (OT)	W 44-38
N.28	at San Diego State* #	L 23-28

% - NBC, & - Prime Sports Rocky Mountain
- ESPN, * - Western Athletic Conference game.

1997 (10-3, 6-2 WAC)

Coach Fisher DeBerry

Captains: Chris Gizzi, Jemal Singleton, Jeff Mohr+

A.30	Idaho	W 14-10
S.6	at Rice*	W 41-14
S.13	UNLV*	W 25-24
S.20	at Colorado State*#	W 24-0
S.27	San Diego State*# (OT)	W 24-18
O.4	Citadel (25/-)	W 17-3
O.11	at Navy& (23/23)	W 10-7
O.18	Fresno State* (18/19)	L 17-20
O.25	at San Jose State* (17/18)	L 22-25
N.1	at Hawai'i* (24/-)	W 34-27
N.8	Army	W 24-0
N.15	Wyoming*	W 14-3
LAS VEGAS BOWL		
D.20	Oregon(N1)# (21/23)	L 13-41

- ESPN2, & - Fox Sports Rky Mtn.; + - Game captains were used, these players were selected at the end of the season.;
N1 - Game played in Las Vegas, Nev.

1998 (12-1, 7-1 WAC)

Coach: Fisher DeBerry

Captains: Blane Morgan, Jemal Singleton, Tim Curry, Bryce Fisher+

S.5	Wake Forest#	W 42-0
S.12	at UNLV*	W 52-10
S.17	Colorado State*#	W 30-27
S.26	at TCU* (Nt) (23/23)	L 34-35
O.3	New Mexico*	W 56-14
O.10	Navy&	W 49-7
O.24	at Tulsa*	W 42-21
O.31	SMU*% (23/-)	W 31-7
N.7	at Army^ (21/25)	W 35-7
N.14	at 25/25 Wyoming* (20/23)	W 10-3
N.21	Rice* (17/20)	W 22-16
D.5	Brigham Young*(N1)& (13/17)	W 20-13
O'AHU BOWL		
D.25	Washington(N2)# (13/16)	W 45-25

- ESPN, ^ - Blue and White Network, & - Fox Sports Net, & - ABC national. + - Game captains were used, these players were selected at the end of the season; N1 - WAC Championship, played in Las Vegas,
Air Force ended the season ranked 10/13 in final polls.

1999 (6-5, 2-5 MW)

Coach: Fisher DeBerry

Captains: Charlie Jackson, Shawn Thomas, Craig Thorstenson, Mike Roberts+

S.4	Villanova	W 37-13
S.18	at Washington&@	W 31-21
S.25	Wyoming##*m(25/24)	L 7-10
O.2	at San Diego State*\$	W 23-22
O.9	at Navy&	W 19-14
O.16	Utah*\$ (25/-)	L 15-21
O.30	at 15/16 Brigham Young*\$	L 20-27
N.6	Army	W 28-0
N.13	UNLV*	W 35-16
N.18	at Colorado State*#	L 21-41
N.27	at New Mexico*\$	L 28-33

- ESPN, & - Fox Sports Net, & - ABC national;
- ESPN Regional; \$ - ESPN 2
* - Mountain West Conference game (first season in MWC)
+ - Game captains were used, these players were selected at the end of the season.
@ - Victory gave AFA the nation's longest active winning streak of 11 games

2000 (9-3, 5-2 MW)

Coach: Fisher DeBerry

Captains: Nate Beard, Mike Thiessen, Matt Pommer, Ben Miller+

S.2	Cal State Northridge^	W 55-6
S.9	BYU*^A	W 32-12
S.23	at Utah*&	W 23-14
S.30	UNLV*&	L 13-34
O.7	Navy^	W 27-13
O.14	at Wyoming*	W 51-34
O.21	20/- New Mexico*^A	L 23-29
O.28	at 19/19 Notre Dame%(OT)	L 31-34
N.4	at Army	W 41-27
N.11	20/- Colorado State*\$	W 44-40
N.18	San Diego State*##	W 45-24
SILICON VALLEY BOWL		
D.31	Fresno State\$	W 37-34

- ESPN Regional; \$ - ESPN 2; ^ - SportsWest;
& - ABC Regional; % - NBC National
* - Mountain West Conference game
+ - Game captains were used, these players were selected at the end of the season.

2001 (6-6, 3-4 MW)

Coach: Fisher DeBerry

Captains: Zach Johnson, Keith Boyea, Justin Pendry, Ben Miller+

S.1	3/3 Oklahoma &	L 3-44
S.8	Tennessee Tech	W 42-0
S.29	at San Diego State*##	W 45-21
O.6	at Navy	W 24-18
O.13	Wyoming*	W 24-13
O.20	at 13/18 BYU*\$	L 33-63
O.27	at New Mexico*	L 33-52
N.3	Army	W 34-24
N.8	at Colorado State*\$	L 21-28
N.17	UNLV*^A	L 10-34
N.24	at Hawaii	L 30-52
D.1	Utah*!	W 38-37

- ESPN Regional; \$ - ESPN 2; ^ - SportsWest;
& - ABC Regional; % - NBC National
* - Mountain West Conference game
! - Game postponed from Sept. 15 due to Sept. 11th tragedy
+ - Game captains were used, these players were selected at the end of the season.

2002 (8-5, 4-3 MW)

Coach: Fisher DeBerry

Captains: Tom Heier, Leotis Palmer, Bryan Blew, Jeff Overstreet, Trevor Hightower, Anthony Schlegel.

A.31	Northwestern &	W 52-3
S.7	New Mexico*^ OT	W 38-31
S.21	at -/23 California	W 23-21
S.28	at Utah*##	W 30-26
O.5	Navy (25/-)	W 48-7
O.12	BYU*\$ (19/21)	W 52-9
O.19	7/7 Notre Dame\$ (15/18)	L 14-21
O.26	at Wyoming* (19/22)	L 26-34
O.31	24/24 Colorado State*#	L 12-31
N.9	at Army ##	W 49-30
N.16	at UNLV*##	W 49-32
N.23	San Diego St.*\$	L 34-38
SAN FRANCISCO BOWL		
D.31	19/21 Virginia Tech \$	L 13-20

- ESPN Regional; \$ - ESPN 2; ^ - SportsWest;
& - ABC Regional; % NBC National, # - ESPN
* - Mountain West Conference game

2003 (7-5, 3-4 MW)

Coach: Fisher DeBerry

Captains: Chance Harridge, Joe Schieffer, Brett Huyser, Jeff Overstreet, Monty Coleman, Trevor Hightower, John Rudzinski.

A.30	Wofford	W 49-0
S.6	at Northwestern	W 22-21
S.13	North Texas	W 34-21
S.20	Wyoming*^A	W 35-29
S.27	at BYU*##	W 24-10
O.4	at Navy (25/-)	L 25-28
O.11	UNLV*##	W 24-7
O.16	at Colorado State*\$	L 20-30
N.1	Utah*\$ 3OT	L 43-45
N.8	Army	W 31-3
N.15	at New Mexico*	L 12-24
N.22	at San Diego State*^	L 3-24

- ESPN Regional; \$ - ESPN 2; ^ - SportsWest;
& - ABC Regional; % - NBC National, # - ESPN
* - Mountain West Conference game

2004 (5-6, 3-4 MW)

Coach Fisher DeBerry

Captains: Adam Cole, Dan Shaffer, Ryan Carter, John Rudzinski, Alec Messerall.

S.4	15/13 California	L 14-56
S.11	E. Washington	W 42-20
S.18	at UNLV*	W 27-10
S.25	at 14/15 Utah*##	L 35-49
S.30	Navy NT	L 21-24
O.9	New Mexico*^A	W 28-23
O.23	BYU*##	L 24-41
O.30	at Wyoming*	L 26-43
N.6	at Army@	W 31-22
N.13	San Diego State*@	L 31-37
N.20	Colorado State*	W 47-17

- ESPN Regional; \$ - ESPN 2; ^ - SportsWest;
& - ABC Regional; % - NBC National, # - ESPN,
@ - Altitude
* - Mountain West Conference game

PAST SEASON RESULTS

2005 (4-7, 3-5 MW)

Coach: Fisher DeBerry

Captains: Jon Wilson, Ross Weaver, Russ Mitscherling.

S. 3	Washington (N).....	W 20-17
S. 10	San Diego State*.....	W 41-29
S. 17	Wyoming*.....	L 28-29
S. 22	at Utah*%.....	L 35-38
S. 29	at Colorado State (NT)*%.....	L 23-41
O. 8	at Navy##.....	L 24-27
O. 15	UNLV*.....	W 42-7
O. 22	21/21 TCU*\$.....	L 10-48
O. 29	at BYU*\$.....	L 41-62
N. 5	Army\$\$.....	L 24-27
N. 19	at New Mexico*.....	W 42-24

- ABC Regional; & - ESPN2; % - ESPN;
\$ - ESPN Regional; \$\$ - ESPN Classic; @SportsWest; ^ - Altitude Sports; ! - Game played in Seattle, Wash. (considered AFA home game); ## - CSTV national
* - Mountain West Conference game

2006 (4-8, 3-5 MW)

Coach: Fisher DeBerry

Captains: Shaun Carney, Curtis Grantham, Gilberto Perez, Chris Sutton.


S. 9	at 11/17 Tennessee.....	L 30-31
S. 23	at Wyoming*.....	W 31-24
S. 30	New Mexico*\$.....	W 24-7
O. 7	Navy##.....	L 17-24
O. 14	Colorado State*\$.....	W 24-21
O. 21	at San Diego St. *\$.....	L 12-19
O. 28	BYU*^.....	L 14-33
N. 3	at Army&.....	W 43-7
N. 11	9/8 Notre Dame##.....	L 17-39
N. 18	Utah*\$.....	L 14-17
N. 24	at UNLV*\$.....	L 39-42
D. 2	at TCU*##.....	L 14-38

& - ESPN 2; ## - CSTV; \$ - The mtn. sports network;
^ - VERSUS; * - Mountain West Conference game

Troy Calhoun

2007-Present

Record
121-78-0
(16 yrs)



2007 (9-4, 6-2 MW)

Coach: Troy Calhoun

Captains: Game Captains

S. 1	South Carolina State \$.....	W 34-3
S. 8	at Utah*\$.....	W 20-12
S. 13	TCU*##.....	W 20-17 OT
S. 22	at BYU *\$.....	L 6-31
S. 29	at Navy ##.....	L 20-31
O. 6	UNLV* \$.....	W 31-14
O. 13	at Colorado State* \$.....	W 45-21
O. 20	Wyoming*\$.....	W 20-12
O. 25	at New Mexico* ^.....	L 31-34
N. 3	Army ##.....	W 30-10
N. 10	at Notre Dame%.....	W 41-24
N. 17	San Diego State*.....	W 55-23

ARMED FORCES BOWL

D. 31	California &.....	L 36-42
-------	-------------------	---------

& - ESPN/ESPN2; ## - CSTV; \$ - The mtn. sports network; ^ - VERSUS; % - NBC, * - Mountain West Conference game

2008 (8-5, 5-3 MW)

Coach: Troy Calhoun

Captains: Game Captains

A. 30	Southern Utah.....	W 41-7
S. 6	at Wyoming*##.....	W 23-3
S. 13	Houston (N1).....	W 31-28
S. 20	20/20 Utah*^.....	L 23-30
O. 4	Navy ^.....	L 27-33
O. 11	at San Diego State*\$.....	W 35-10
O. 18	at UNLV*\$.....	W 29-28
O. 23	New Mexico*##.....	W 23-10
N. 1	at Army &.....	W 16-7
N. 8	Colorado State*\$.....	W 38-17
N. 15	16/18 BYU*##.....	L 24-38
N. 22	at 15/17 TCU*^.....	L 10-44

ARMED FORCES BOWL

D. 31	Houston &.....	L 28-34
-------	----------------	---------

& - ESPN/ESPN2/ESPN Plus; ## - CBS SN; \$ - The mtn. sports network; ^ - VERSUS; % - NBC, * - Mountain West Conference game

2009 (8-5, 5-3 MW)

Coach: Troy Calhoun

Captains: Game Captains

S. 5	Nicholls State.....	W 72-0
S. 12	at Minnesota%.....	L 13-20
S. 19	at New Mexico*##.....	W 37-13
S. 26	San Diego State*\$.....	W 26-14
O. 3	at Navy##.....	L 13-16 OT
O. 10	10/9 TCU*##.....	L 17-20
O. 17	Wyoming*\$.....	W 10-0
O. 24	at 19/20 Utah*^.....	L 16-23 OT
O. 31	at Colorado State*\$.....	W 34-16
N. 7	Army##.....	W 35-7
N. 14	UNLV*\$.....	W 45-17
N. 21	at 19/18 BYU*##.....	L 21-38

ARMED FORCES BOWL

D. 31	Houston &.....	W 47-20
-------	----------------	---------

& - ESPN/ESPN2/ESPN Plus; ## - CBS SN; \$ - The mtn. sports network; ^ - VERSUS; % - Big Ten, * - Mountain West Conference game

2010 (9-4, 5-3 MW)

Coach: Troy Calhoun

Captains: Game Captains

S. 4	Northwestern State.....	W 65-21
S. 11	#RV/24BYU*^.....	W 35-14
S. 18	at #7/9Oklahoma%.....	L 24-27
S. 25	at Wyoming*\$.....	W 20-14
O. 2	Navy^.....	W 14-6
O. 9	Colorado State (-/25)*\$.....	W 49-27
O. 16	at San Diego St. (23/23)*\$.....	L 25-27
O. 23	at #4/4TCU*##.....	L 7-38
O. 30	#8/7Utah*##.....	L 23-28
N. 6	at Army##.....	W 42-22
N. 13	New Mexico*\$.....	W 48-23
N. 18	at UNLV*##.....	W 35-20

INDEPENDENCE BOWL

D. 27	Georgia Tech&.....	W 14-7
-------	--------------------	--------

& - ESPN/ESPN2/ESPN Plus; ## - CBS SN; \$ - The mtn. sports network; ^ - VERSUS; % - Fox net, * - MWC game.

2011 (7-6, 3-4 MW)

Coach: Troy Calhoun

Captains: Game Captains

S. 3	South Dakota\$.....	W 37-20
S. 10	TCU*^.....	L 19-35
S. 24	Tennessee State\$.....	W 63-24
O. 1	at Navy%.....	W 35-34 OT
O. 8	at Notre Dame@.....	L 33-59
O. 13	San Diego State*##.....	L 27-41
O. 22	at Boise State*^.....	L 26-37
O. 29	at New Mexico*\$.....	W 42-0
N. 5	Army%.....	W 24-14
N. 12	Wyoming*\$.....	L 17-25
N. 19	UNLV*\$.....	W 45-17
N. 26	at Colorado State*\$.....	W 45-21

MILITARY BOWL

D. 28	Toledo&.....	L 41-42
-------	--------------	---------

& - ESPN2; ## - CBS SN; \$ - The mtn. sports network; ^ - NBC Sports; % - CBS, @ - NBC, * - MWC game.

2012 (6-7, 5-3 MW)

Coach: Troy Calhoun

Captains: Game Captains

S. 1	Idaho State.....	W 49-21
S. 8	at #19 Michigan !.....	L 25-31
S. 22	at UNLV*\$.....	L 35-38
S. 29	Colorado State*\$.....	W 42-21
O. 6	Navy%.....	L 21-28 OT
O. 13	at Wyoming*&.....	W 28-27
O. 20	New Mexico*&.....	W 28-23
O. 26	Nevada*##.....	W 48-31
N. 3	at Army##.....	L 21-41
N. 10	at San Diego State*^.....	L 9-28
N. 16	Hawaii*&&.....	W 21-7
N. 24	at Fresno State*^.....	L 15-48

ARMED FORCES BOWL

D. 29	Rice@.....	L 14-33
-------	------------	---------

! - ABC; \$ - Altitude; % - CBS; & - Root; ## - CBS SN; ^ - NBC Sports; && - ESPN2; @ - ESPN; * - MWC game.

2013 (2-10, 0-8 MW)

Coach: Troy Calhoun

Captains: Game Captains

A. 31	Colgate&.....	W 38-13
S. 7	Utah State*##.....	L 20-52
S. 13	at Boise State*@.....	L 20-42
S. 21	Wyoming*&.....	L 23-56
S. 28	at Nevada*##.....	L 42-45
O. 5	at Navy %.....	L 10-28
O. 10	San Diego State*##.....	L 20-27
O. 26	Notre Dame##.....	L 10-45
N. 2	Army\$.....	W 42-28
N. 8	at New Mexico*\$.....	L 37-45
N. 21	UNLV*\$.....	L 21-41
N. 30	at Colorado State*\$.....	L 13-58

% - CBS; & - Root; ## - CBS SN; ^ - NBC Sports; && - ESPN2; @ - ESPN; \$ - ESPNU; \$\$ - ESPN3
* - MWC game.

PAST SEASON RESULTS

2014 (10-3, 5-3 MW)

Coach: Troy Calhoun

Captains: Michael Husar, Jr., Kale Pearson, Christian Spears, Joey Nichol

A. 30	Nicholls State\$\$	W 44-16
S. 6	at Wyoming*\$	L 13-17
S. 13	at Georgia State\$\$	W 48-38
S. 27	Boise State*##	W 28-14
O. 4	Navy##	W 30-21
O. 11	at Utah State*\$	L 16-34
O. 18	New Mexico*&	W 35-31
N. 1	at Army%	W 23-6
N. 8	at UNLV*&&	W 48-21
N. 15	Nevada*&	W 45-38 OT
N. 21	at San Diego State*##	L 14-30
N. 28	#21 Colorado State*##	W 27-24
FAMOUS IDAHO POTATO BOWL		
D. 20	Western Michigan@	W 38-24
% - CBS; & - Root; ## - CBS SN; ^ - NBC Sports; && - ESPN2; @ - ESPN; \$ - ESPNU; \$\$ - ESPN3; && - MWN		
* - MWC game.		

2015 (8-6, 6-2 MW)

Coach: Troy Calhoun

Captains: Alex Hansen, A.J. Ruechel, Connor Healy

S. 5	Morgan State&	W 63-7
S. 12	San Jose State*\$	W 37-16
S. 19	at #4 Michigan State (ABC)	L 21-35
O. 3	at Navy ##	L 11-33
O. 10	Wyoming* &&	W 31-17
O. 17	at Colorado State* ##	L 23-38
O. 24	Fresno State* \$\$	W 42-14
O. 31	at Hawai'i* ##	W 58-7
N. 7	Army \$	W 20-3
N. 14	Utah State* \$	W 35-28
N. 20	at Boise State*&&	W 37-30
N. 28	at New Mexico* \$	L 35-47
D. 5	at San Diego State (MW Title) ...	L 24-27
ARMED FORCES BOWL		
D. 29	California@	L 36-55
% - CBS; & - Root; ## - CBS SN; ^ - NBC Sports; && - ESPN2; @ - ESPN; \$ - ESPNU; \$\$ - ESPN3; && - MWN		
* - MWC game.		

2016 (10-3, 5-3 MW)

Coach: Troy Calhoun

Captains: Weston Steelhammer, Jacobi Owens, Nate Romine, Patrick Healy

S. 3	Abilene Christian&	W 37-21
S. 10	Georgia State&	W 48-14
S. 24	at Utah State*\$	W 27-20
O. 1	Navy##	W 28-14
O. 8	at Wyoming*&	L 26-35
O. 15	New Mexico*! (Dallas, TX)	L 40-45
O. 22	Hawaii* (Oceanic)	L 27-34 OT
O. 28	at Fresno State* &&	W 31-21
N. 5	at Army##	W 31-12
N. 12	Colorado State*\$	W 49-46
N. 19	at San Jose State*##	W 41-38
N. 25	#19 Boise State*##	W 27-20
ARIZONA BOWL		
D. 30	South Alabama (Campus Ins)...	W 45-21
% - CBS; & - Root; ## - CBS SN; ^ - NBC Sports; && - ESPN2; @ - ESPN; \$ - ESPNU; \$\$ - ESPN3; && - MWN		
* - MWC game, ! - ESPNNews.		

2017 (5-7, 4-4 MW)

Coach: Troy Calhoun

Captains: Grant Ross, Santo Coppola, Alex Norton

S. 3	VMI (ESPN3)	W 62-0
S. 16	at #7 Michigan (Big Ten)	L 13-29
S. 23	#22 San Diego St.* ##	L 24-28
S. 30	at New Mexico* ##	L 38-56
O. 7	at Navy##	L 45-48
O. 14	UNLV*\$	W 34-30
O. 20	at Nevada*##	W 45-42
O. 28	at Colorado State*##	W 45-28
N. 4	Army ##	L 0-21
N. 11	Wyoming* \$	L 14-28
N. 18	at #25 Boise State*&&	L 19-44
N. 25	Utah State*&&	W 38-35
% - CBS; & - AT&T Sports; ## - CBS C; ^ - NBC Sports; && - ESPN2; @ - ESPN; \$ - ESPNU; \$\$ - ESPN3;		
* - MWC game, ! - ESPNNews.		

2018 (5-7, 3-5 MW)

Coach: Troy Calhoun

Captains: Seniors

S. 1	Stony Brook (Facebook)	W 38-0
S. 8	at Florida Atlantic (Facebook)...	L 27-33
S. 22	at Utah State*&&	L 32-42
S. 29	Nevada*!	L 25-28
O. 6	Navy##	W 35-7
O. 12	at San Diego State*##	L 17-21
O. 19	at UNLV*##	W 41-35
O. 27	Boise State*##	L 38-48
N. 3	at Army ##	L 14-17
N. 10	New Mexico* ##	W 42-24
N. 17	at Wyoming* !	L 27-35
N. 22	Colorado State*##	W 27-19
% - CBS; & - AT&T Sports; ## - CBS C; ^ - NBC Sports; && - ESPN2; @ - ESPN; \$ - ESPNU; \$\$ - ESPN3;		
* - MWC game, ! - ESPNNews.		

2019 (11-2, 7-1 MW)

Coach: Troy Calhoun

Captains: Kyle Johnson, Scott Hattok, Jeremy Fejedelem, Donald Hammond III, Jordan Jackson, Mosese Fifita

A. 31	Colgate \$\$	W 48-7
S. 14	at Colorado (Pac-12)	W 30-23 OT
S. 20	at Boise State* &&	L 19-30
S. 27	San Jose State* ##	W 41-24
O. 5	at Navy ##	L 25-34
O. 12	Fresno State* ##	W 43-24
O. 19	at Hawaii* ##	W 56-26
O. 26	Utah State* &&	W 31-7
N. 2	Army ##	W 17-13
N. 15	at Colorado State*&&	W 38-21
N. 23	at New Mexico* \$\$	W 44-22
N. 30	Wyoming* (Facebook)	W 20-6
CHEEZ-IT BOWL		
D. 27	Washington State @	W 31-21
% - CBS; & - AT&T Sports; ## - CBS C; ^ - NBC Sports; && - ESPN2; @ - ESPN; \$ - ESPNU; \$\$ - ESPN3;		
* - MWC game, ! - ESPNNews.		

2020 (3-3, 2-2 MW)

Coach: Troy Calhoun

Captains: Game Captains

O. 3	Navy##	W 40-7
O. 24	at San Jose State*&	L 6-17
O. 31	Boise State*##	L 30-49
N. 14	at Wyoming*	Canceled
N. 20	New Mexico*&	W 28-0
N. 26	Colorado State*	Canceled
D. 3	at Utah State*##	W 35-7
D. 19	at Army##	L 7-10
% - CBS; & - FS1; ## - CBS SN; ^ - NBC Sports; && - ESPN2; @ - ESPN; \$ - ESPNU; \$\$ - ESPN3;		
* - MWC game, ! - ESPNNews.		

Air Force finished the COVID-shortened 2020 season with a 3-3 overall record. The Falcons finished fifth in the Mountain West with a 2-2 mark. Air Force had two games canceled due to COVID issues, at Wyoming and home vs. Colorado State. The Army game, originally scheduled for Nov. 7, moved to Dec. 19 due to COVID.

2021 (10-3, 6-2 MW)

Coach: Troy Calhoun

Captains: Demonte Meeks, Jordan Jackson, Milton Bugg III, Corvan Taylor

S. 4	Lafayette (Stadium)	W 35-14
S. 11	at Navy%	W 23-3
S. 18	Utah State &&	L 45-49
S. 25	Florida Atlantic&&	W 31-7
O. 2	at New Mexico*&&	W 38-10
O. 9	Wyoming*##	W 24-14
O. 16	at Boise State*##	W 24-17
O. 23	San Diego State*##	L 14-20
N. 6	vs. Army%	L 14-21 OT
N. 13	at Colorado State*##	W 35-21
N. 19	at Nevada*&	W 41-39 3OT
N. 26	UNLV* ##	W 48-14
FIRST RESPONDER BOWL		
D. 28	Louisville (ESPN)	W 31-28
% - CBS; & - FS1; && FS2; ## - CBS C; ^ - Commander's Classic, Arlington, TX		
* - MWC game		

2022 (10-3, 5-3 MW)

Coach: Troy Calhoun

Captains: Brad Roberts, Haaziq Daniels, Isaac Cochran, TD Blackman

S. 3	Northern Iowa (Altitude)	W 48-17
S. 10	Colorado%	W 41-10
S. 16	at Wyoming*##	L 14-17
S. 23	Nevada*&	W 48-20
O. 1	Navy%	W 13-10
O. 8	at Utah State*&&	L 27-34
O. 15	at UNLV*##	W 42-7
O. 22	Boise State*##	L 14-19
N. 5	vs. Army%	W 13-7
N. 12	New Mexico*##	W 35-3
N. 19	Colorado State*&&	W 24-12
N. 26	at San Diego State*##	W 13-3
ARMED FORCES BOWL		
D. 22	Baylor (ESPN)	W 30-15
% - CBS; & - FS1; && FS2; ## - CBS C; ^ - Commander's Classic, Arlington, TX		
* - MWC game		

ALL-TIME BOWL RECAPS

1959 Cotton

Jan. 1, Dallas, TX

Score	1	2	3	4	Final
Air Force	0	0	0	0	0
TCU	0	0	0	0	0

Scoring Plays
None

Team Statistics

Category	AFA	TCU
First Downs	13	9
Rush-Pass-Pen	5-6-2	8-1-0
Rushing Yards	140	190
Passing (C-A-I)	12-23-0	3-11-2
Passing Yards	91	37
Punts (#-Avg)	7-38.1	9-38.8
Fumbles-Lost	5-3	8-3
Penalties-Yards	3-15	8-61

Individual Statistics (Leaders Only)

Rushing (Att-Yds): Spikes (TCU) 17-108, Galios (AFA) 13-52

Passing (C-A-I-Yds): Lasater (TCU) 1-1-0-37, Mayo (AFA) 9-19-0-70

Receiving (#-Yds): Meyer (TCU) 1-37, Lane (AFA) 4-27

Attendance: 75,504; Weather: Rain, 48 degrees

MVP Lineman: Dave Phillips

MVP Back: Steve Galios

1963 Gator

Dec. 28, Jacksonville, FL

Score	1	2	3	4	Final
Air Force	0	0	0	0	0
No. Carolina	6	14	8	7	35

Scoring Plays

UNC - Willard 1 run (Kick failed), 1/2:34

UNC - Edge 6 run (Pass failed), 2/9:40

UNC - Robinson 5 pass from Black (Robinson pass from Black), 2/4:29

UNC - Kessler 1 run (Lacey pass from Edge), 3/4:44

UNC - Black 5 run (Chapman kick), 4/13:19

Team Statistics

Category	AFA	UNC
First Downs	14	23
Rush-Pass-Pen	7-7-0	14-8-1
Rushing Yards	95	251
Passing (C-A-I)	14-36-5	12-21-0
Passing Yards	165	119
Punts (#-Avg)	4-40.0	6-36.0
Fumbles-Lost	3-2	2-0
Penalties-Yards	3-42	3-35

Individual Statistics (Leaders Only)

Rushing (Att-Yds): Willard (UNC) 18-94, Isaacson (AFA) 13-44

Passing (C-A-I-Yds): Black (UNC) 6-6-0-71, Isaacson (AFA) 9-23-0-85

Receiving (#-Yds): Lacey (UNC) 3-35, Puster (AFA) 2-46

Attendance: 50,018, Weather: Party cloudy, 70 degrees, wind SW 4 mph

AFA Game MVP: Dave Sicks

1971 Sugar Bowl

Jan. 1, New Orleans, LA

Score	1	2	3	4	Final
Air Force	7	0	6	0	13
Tennessee	24	0	7	3	34

Scoring Plays

UT - McLeary 5 run (Hunt kick), 1/12:15

UT - Hunt 30 FG, 1/8:44

UT - McLeary 20 run (Hunt kick), 1/6:07

UT - Theiler 10 pass from Scott (Hunt kick), 1/3:21

AFA - Haas rec. fumble in endzone (Barry kick), 1/1:56

UT - Majors 57 punt return (Hunt kick), 3/13:30

AFA - Bassa 27 pass from Parker (Kick failed), 3/8:22

UT - Hunt 33 FG, 4/9:06

Team Statistics

Category	AFA	Tenn
First Downs	15	24
Rush-Pass-Pen	0-13-2	9-15-0
Rushing Yards	-12	86
Passing (C-A-I)	23-46-4	24-46-2
Passing Yards	239	306
Punts (#-Avg)	8-34.5	5-31.4
Fumbles-Lost	7-4	7-3
Penalties-Yards	0-0	8-74

Individual Statistics (Leaders Only)

Rushing (Att-Yds): Water (UT) 14-57, Bream (AFA) 16-16

Passing (C-A-I-Yds): Scott (UT) 22-40-0-288, Parker (AFA) 23-46-0-239

Receiving (#-Yds): Thompson (UT) 9-125, Bassa (AFA) 10-114

Attendance: 78,685, Weather: Party cloudy, 55 degrees, Wind E 5-15 mph

No AFA MVP

1982 Hall of Fame

Dec. 31, Birmingham, AL

Score	1	2	3	4	Final
Air Force	7	7	3	19	36
Vanderbilt	7	14	7	0	28

Scoring Plays

VU - Jordan 28 pass from Taylor (Anderson kick), 1/11:06

AFA - Louthan 1 run (Pavlich kick), 1/1:16

AFA - Brown 19 run (Pavlich kick), 2/9:04

VU - Roach 15 pass from Taylor (Anderson kick), 2/7:21

VU - Jordan 4 pass from Taylor (Anderson kick), 2/4:46

AFA - Pavlich 21 FG, 3/6:39

VU - Jordan 4 pass from Taylor (Anderson kick), 3/12:45

AFA - Sundquist 3 run (Pass failed), 4/12:45

AFA - Kershner 3 run (Pass failed), 4/10:11

AFA - Louthan 46 run (Pavlich kick), 4/3:38

Team Statistics

Category	AFA	VU
First Downs	23	26
Rush-Pass-Pen	16-6-1	2-20-4
Rushing Yards	315	35
Passing (C-A-I)	11-17-0	38-51-3
Passing Yards	136	452
Punts (#-Avg)	5-36.0	2-32.5
Fumbles-Lost	1-0	2-2
Penalties-Yards	8-75	4-39

Individual Statistics (Leaders Only)

Rushing (Att-Yds): Edwards (VU) 5-21,

Kershner (AFA) 32-132

Passing (C-A-I-Yds): Taylor (VU) 38-51-3-452, Louthan (AFA) 11-17-0-136

Receiving (#-Yds): Jordan (VU) 20-173, Greenwood (AFA) 6-77

Attendance: 75,114; Weather: Clear, 50 degrees

Game MVP: Carl Dieudonne

1983 Independence

Dec. 10, Shreveport, LA

Score	1	2	3	4	Final
Air Force	3	3	3	0	9
Mississippi	0	3	0	0	3

Scoring Plays

AFA - Pavlich 44 FG, 1/7:37

AFA - Pavlich 39 FG, 2/7:39

UM - Teevan 39 FG, 2/0:4

AF - Pavlich 27 FG, 3/7:59

Team Statistics

Category	AFA	UM
First Downs	18	11
Rush-Pass-Pen	14-4-0	3-8-0
Rushing Yards	277	106
Passing (C-A-I)	6-7-0	11-27-2
Passing Yards	71	138
Punts (#-Avg)	3-30.3	5-43.6
Fumbles-Lost	3-3	1-0
Penalties-Yards	4-19	4-20

Individual Statistics (Leaders Only)


Rushing (Att-Yds): McGee (UM) 22-111, Brown (AFA) 12-91

Passing (C-A-I-Yds): Powell (UM) 11-27-2-138, Louthan (AFA) 6-7-0-71

Receiving (#-Yds): Moffett (UM) 6-96-0, Kirby (AFA) 3-49-0

Attendance: 41,724

Game Offensive MVP: Marty Louthan



John Kershner had 32 carries for 132 yards as Air Force beat Vanderbilt, 36-28, in the 1982 Hall of Fame Bowl in Birmingham, AL.

ALL-TIME BOWL RECAPS

1984 Independence

Dec. 15, Shreveport, LA

Score	1	2	3	4	Final
Air Force	3	7	0	13	23
Virginia Tech	7	0	0	0	7

Scoring Plays

AFA - Mateos 35 FG, 1/6:05
 VT - Williams 3 run (Wade kick), 1/1:42
 AFA - Simmons 3 run (Mateos kick), 2/8:50
 AFA - Brown 2 run (Mateos kick), 4/6:00
 AFA - Weiss 13 run (Kick failed), 4/2:08

Team Statistics

Category	AFA	VT
First Downs	15	17
Rush-Pass-Pen	11-2-2	11-5-1
Rushing Yards	221	207
Passing (C-A-I)	6-7-0	11-26-2
Passing Yards	49	102
Punts (#-Avg)	6-42.5	4-40.0
Fumbles-Lost	2-0	2-2
Penalties-Yards	4-30	11-112

Individual Statistics (Leaders Only)

Rushing (Att-Yds): Hunter (VT) 12-75, Weiss (AFA) 23-93
 Passing (C-A-I-Yds): Cox (VT) 6-17-1-50, Weiss (AFA) 6-7-0-49
 Receiving (#-Yds): Rider (VT) 4-45, Coleman (AFA) 1-16
 Attendance: 41,100; Weather: Seasonal, 74 degrees, Wind 14-18 mph
 Game Offensive MVP: Bart Weiss

1985 Bluebonnet

Dec. 31, Houston, TX

Score	1	2	3	4	Final
Air Force	14	0	7	3	24
Texas	7	0	3	6	16

Scoring Plays

UT - Harris 34 pass from Stafford (Ward kick), 1/11:14
 AFA - Pshnsniak 1 run (Ruby kick), 1/3:37
 AFA - Weiss 1 run (Ruby kick), 1/1:38
 UT - Ward 24 FG, 3/6:19
 AFA - Evans 19 run (Ruby kick), 3/3:35
 UT - Ward 31 FG, 4/14:14
 UT - Ward 28 FG, 4/7:34
 AFA - Ruby 40 FG, 4/4:43

Team Statistics

Category	AFA	UT
First Downs	17	14
Rush-Pass-Pen	9-8-0	10-4-0
Rushing Yards	189	214
Passing (C-A-I)	1-5-0	9-18-2
Passing Yards	5	88
Punts (#-Avg)	11-49.2	6-44.5
Fumbles-Lost	1-0	0-0
Penalties-Yards	6-45	8-67

Individual Statistics (Leaders Only)

Rushing (Att-Yds): Stafford (UT) 6-63, Evans (AFA) 18-129
 Passing (C-A-I-Yds): Stafford (UT) 9-18-2-88, Weiss (AFA) 1-5-0-5
 Receiving (#-Yds): Harris (UT) 3-65, Pittman (AFA) 1-5
 Attendance: 42,000; Weather: Cloudy, 70
 Game Offensive MVP: Pat Evans

1987 Freedom

Dec. 30, Anaheim, CA

Score	1	2	3	4	Final
Air Force	7	7	0	14	28
Arizona State	0	24	3	6	33

Scoring Plays

AFA - G. Johnson 12 run (Yarbrough kick), 1/5:18
 ASU - Williams 2 run (Zendejas kick), 2/14:57
 ASU - Harris 2 run (Zendejas kick), 2/11:55
 ASU - Zendejas 26 FG, 2/4:17
 AFA - Booker 3 run (Yarbrough kick), 2/3:30
 ASU - Cox 61 pass from Ford (Zendejas kick), 2/2:21
 ASU - Zendejas 20 FG, 3/7:37
 AFA - Senn 10 pass from McDowell (run failed), 4/2:59
 AFA - Senn 18 pass from McDowell (McDowell run), 4/1:10

Team Statistics

Category	AFA	ASU
First Downs	21	22
Rush-Pass-Pen	14-6-1	10-10-2
Rushing Yards	309	187
Passing (C-A-I)	8-16-2	16-30-1
Passing Yards	117	272
Punts (#-Avg)	7-35.0	4-44.5
Fumbles-Lost	2-1	2-2
Penalties-Yards	5-65	10-86

Individual Statistics (Leaders Only)

Rushing (Att-Yds): Harris (ASU) 13-93, Letnich (AFA) 16-90
 Passing (C-A-I-Yds): Ford (ASU) 16-30-1-272, McDowell (AFA) 5-7-0-66
 Receiving (#-Yds): Cox (ASU) 4-110, Senn (AFA) 3-45
 Attendance: 33,261; Weather: Rain, 48 degrees
 Game Defensive MVP: Chad Hennings

1989 Liberty

Dec. 28, Memphis, TN

Score	1	2	3	4	Final
Air Force	9	0	6	14	29
Mississippi	14	14	7	7	42

Scoring Plays


UM - Hines 23 pass from Darnell (Hogue kick), 1/13:53
 AFA - Wood 37 FG, 1/11:16
 UM - Baldwin 23 run (Hogue kick), 1/9:18
 AFA - Dowis 2 run (Pass failed), 1/3:19
 UM - Baldwin 21 run (Hogue kick), 2/10:20
 UM - Coleman 58 punt return (Hogue kick), 2/1:21
 AFA - Johnson 3 run (Run failed), 3/12:50
 UM - Coleman 11 run (Hogue kick), 3/2:26
 UM - Thigpen 8 pass from Shows (Hogue kick)
 AFA - Senn 35 pass from McDowell (Pass failed), 4/9:02
 AFA - Senn 21 pass from McDowell (Durham run), 4/2:34

Team Statistics

Category	AFA	UM
First Downs	25	30
Rush-Pass-Pen	12-12-1	13-17-0
Rushing Yards	259	225
Passing (C-A-I)	14-24-2	21-37-0
Passing Yards	233	285
Punts (#-Avg)	4-43.3	5-38.2
Fumbles-Lost	3-2	2-2
Penalties-Yards	2-12	7-45

Individual Statistics (Leaders Only)

Rushing (Att-Yds): Baldwin (UM) 15-177, Dowis (AFA) 18-92
 Passing (C-A-I-Yds): Darnell (UM) 19-33-0-261, McDowell (AFA) 7-8-0-147
 Receiving (#-Yds): Green (UM) 5-72, Senn (AFA) 7-150
 Attendance: 60,128; Weather: Partly Cloudy, 52 degrees, Wind 8-10 mph
 Most Valuable Offensive Player: Dee Dowis
 Most Valuable Defensive Player: Randle Gladney



Air Force defeated Texas, 24-16, in the 1985 Bluebonnet bowl to cap a school-record 12-1 season.

ALL-TIME BOWL RECAPS

1990 Liberty Dec. 27, Memphis, TN

Score	1	2	3	4	Final
Air Force	0	6	7	10	23
Ohio State	5	0	0	6	11

Scoring Plays

OSU - Safety, punter tackled in the endzone, 1/12:57
 OSU - Williams 28 FG, 1/6:01
 AFA - Perez 1 run (run failed), 2/3:47
 AFA - Perez 1 run (Wood kick), 3/8:08
 OSU - Smith 29 run (Pass failed), 4/13:21
 AFA - Wood 46 FG, 4/2:47
 AFA - McDonald 40 interception return (Wood kick), 4/2:31

Team Statistics

Category	AFA	OSU
First Downs	16	14
Rush-Pass-Pen	13-1-2	7-6-1
Rushing Yards	254	80
Passing (C-A-I)	1-3-1	12-31-3
Passing Yards	11	134
Punts (#-Avg)	3-33.0	5-29.0
Fumbles-Lost	3-2	1-0
Penalties-Yards	6-60	6-42

Individual Statistics (Leaders Only)

Rushing (Att-Yds): Smith (OSU) 13-62, Perez (AFA) 26-93
 Passing (C-A-I-Yds): Frey (OSU) 10-27-0-110, Perez (AFA) 1-3-0-11
 Receiving (#-Yds): Olive (OSU) 4-63, Mott (AFA) 1-11
 Attendance: 39,262; Weather: Cloudy, 34 degrees
 Game/Offensive MVP: Rob Perez
 AFA Defensive MVP: Brian Hill



Brian Hill helped Air Force to the 1990 Liberty Bowl title.

1991 Liberty Dec. 29, Memphis, TN

Score	1	2	3	4	Final
Air Force	14	7	3	14	38
Mississippi St.	0	7	0	8	15

Scoring Plays

AFA - Jones 1 run (Wood kick), 1/5:07
 AFA - Perez 1 run (Wood kick), 1/2:11
 AFA - Yates 35 yard int. return (Wood kick), 2/6:12
 MSU - Edwards 4 pass from Robinson (Gardner kick), 2/3:35
 AFA - Wood 20 FG, 3/2:31
 AFA - Hufford 31 run (Wood kick), 4/14:49
 MSU - Davis 7 run (Pass good), 4/7:23
 AFA - Simpson fumble rec. in endzone (Wood kick), 4/6:05

Team Statistics

Category	AFA	MSU
First Downs	19	18
Rush-Pass-Pen	18-1-0	13-4-1
Rushing Yards	318	163
Passing (C-A-I)	1-2-1	13-24-1
Passing Yards	10	121
Punts (#-Avg)	4-43.3	4-37.8
Fumbles-Lost	2-0	3-2
Penalties-Yards	4-31	5-35

Individual Statistics (Leaders Only)

Rushing (Att-Yds): Roberts (MSU) 8-66, Perez (AFA) 26-114
 Passing (C-A-I-Yds): Robinson (MSU) 6-12-0-49, Perez (AFA) 1-2-1-10
 Receiving (#-Yds): Roberts (MSU) 4-28, Wilkie (AFA) 1-10
 Attendance: 61,497; Weather: Partly cloudy, 44 degrees, Winds N 10 mph
 Game/AFA Offensive MVP: Rob Perez

1992 Liberty Dec. 31, Memphis, TN

Score	1	2	3	4	Final
Air Force	0	0	0	0	0
Mississippi	7	3	0	3	13

Scoring Plays

UM - Innocent 5 run (Lee kick), 1/2:42
 UM - Lee 24 FG, 2/11:11
 UM - Lee 29 FG, 4/9:56

Team Statistics

Category	AFA	UM
First Downs	14	13
Rush-Pass-Pen	8-5-1	7-5-1
Rushing Yards	104	168
Passing (C-A-I)	10-17-2	9-19-0
Passing Yards	81	163
Punts (#-Avg)	5-33.0	5-20.2
Fumbles-Lost	2-1	2-1
Penalties-Yards	6-53	7-57

Individual Statistics (Leaders Only)

Rushing (Att-Yards): Innocent (UM) 17-65, Pastorello (AFA) 13-49
 Passing (C-A-I-Yds): Shows (UM) 9-19-0-163, Teigen (AFA) 5-8-1-55
 Receiving (#-Yds): Courtney (UM) 4-63, Hufford (AFA) 2-18
 Attendance: 47,602; Weather: Partly cloudy, 38 degrees, Winds N 10 mph
 Game/AFA Offensive MVP: Joe Pastorello
 AFA Defensive MVP: Mike Rodgers

1995 Copper Dec. 27, Tucson, AZ

Score	1	2	3	4	Final
Air Force	7	6	15	13	41
Texas Tech	21	10	7	17	55

Scoring Plays


TT - Mitchell 38 pass from Lethridge (Rogers kick), 1/14:27
 AFA - Addison 2 run (Thompson kick), 1/8:20
 TT - Hanspard 2 run (Rogers kick), 1/6:19
 TT - Hanspard 2 run (Rogers kick), 1/2:33
 TT - Lethridge 1 run (Rogers kick), 2/8:25
 AFA - D. Johnson 71 run (Thompson kick failed), 2/1:59
 TT - Rogers 24 FG, 2/0:30
 AFA - Campbell 7 run (Addison run), 3/11:26
 AFA - D. Johnson 60 run (Roberts kick), 3/8:00
 TT - Hanspard 2 run (Rogers kick), 3/5:06
 TT - Lethridge 3 run (Rogers kick), 4/14:51
 TT - Rogers 31 FG, 4/11:15
 AFA - Morgan 1 run (Roberts kick), 4/7:09
 TT - Hanspard 29 run (Rogers kick), 4/4:59
 AFA - Addison 7 run (Roberts run failed), 4/3:37

Team Statistics

Category	AFA	TT
First Downs	25	28
Rush-Pass-Pen	17-6-2	15-12-1
Rushing Yards	449	374
Passing (C-A-I)	7-13-0	22-41-1
Passing Yards	83	245
Punts (#-Avg)	3-39.3	3-43.3
Fumbles-Lost	3-1	1-0
Penalties-Yards	5-51	11-90

Individual Leaders (Leaders Only)

Rushing (Att-Yds): Hanspard (TT) 24-260, D. Johnson (AFA) 5-148-2
 Passing (C-A-I-Yds): Lethridge (TT) 22-41-1-245, Morgan (AFA) 5-11-0-51
 Receiving (#-Yds): Darden (TT) 7-47, Campbell (AFA) 4-43
 Attendance: 41,004; Weather: 58 degrees.
 Game Defensive MVP: Mickey Dalton



Beau Morgan led Air Force to the 1995 Copper Bowl.

ALL-TIME BOWL RECAPS

1997 Las Vegas

Dec. 20, Las Vegas, NV

Score	1	2	3	4	Final
Air Force	0	0	13	0	13
Oregon	13	13	8	7	41

Scoring Plays

OR - Johnson 69 pass from Smith (Frankel kick), 1/14:42
 OR - McCullough 76 run (Kick failed), 1/12:54
 OR - Parker blocked punt rtn (Frankel kick), 2/8:33
 OR - Hartley 7 pass from Maas (Smith kick), 2/:28
 AF - Blane Morgan 1 run (Wright kick), 3/8:29
 OR - Hartley 21 pass from Maas (Spense Pass), 3/4:55
 AF - Fisher 45 fumble rtn (Pass failed), 3/:43
 OR - Johnson 78 pass from Maas (Smith kick), 4/14:50

Team Statistics

Category	AFA	Oregon
First Downs	11	22
Rush-Pass-Pen	6-3-2	11-8-3
Rushing Yards	152	226
Passing (C-A-I)	6-21-1	16-30-1
Passing Yards	59	317
Punts (#-Avg)	10-36.6	6-38.7
Fumbles-Lost	1-1	3-2

Individual Leaders (Leaders Only)

Rushing (Att-Yds): McCullough (OR) 17-150-1, Singleton (AFA) 13-66-0
 Passing (C-A-I-Yds): Maas (OR) 9-15-0-188-3, Morgan (AFA) 6-19-1-59-0
 Receiving (#-Yds): P. Johnson (OR) 5-169-2, Newman (AFA) 2-29-0.
 Attendance: 21,514; Weather: 58 degrees, Winds Variable
 AFA Most Valuable Player: Bryce Fisher

1998 O'ahu

Dec. 25, Honolulu, HI

Team	1	2	3	4	Final
Washington	0	13	0	12	25
Air Force	7	15	16	7	45

Scoring

AF - Singleton 11 run (Whiting kick), 1/6:28
 AF - Singleton 2 run (Whiting kick), 2/14:36
 UW - Cleman 3 run (Jarzynka kick), 2/12:44
 AF - McKay 15 run (Morgan run), 2/2:21
 UW - Cleman 1 run (Pass failed), 2/1:15
 AF - Whiting 42 FG, 3/9:02
 AF - Gilliam 4 run (Whiting kick), 3/4:56
 AF - Farmer 79 pass-Morgan (Run failed), 3:07
 UW - Tuiasasopo 7 run (Pass failed), 4/12:16
 AF - McKay 30 pass-Morgan (Whiting kick), 4/5:42
 UW - Austin 11 pass-Tuiasasopo (Kick failed), 4/4:09

Team Statistics

Category	AFA	UW
First Downs	26	21
Rush-Pass-Pen	20-6-0	7-13-1
Rushing Yards	232	107
Passing (C-A-I)	12-16-0	28-40-3
Passing Yards	267	310
Punts (#-Avg)	2-45.5	2-40.5
Fumbles-Lost	3-1	3-0

Individual Leaders (Leaders Only)

Rushing (Att-Yds): Hurst (W) 9-66, Morgan (AFA) 20-50
 Passing (C-A-I-Yds): Huard (W) 23-32-3-267, Morgan (AFA) 12-16-0-267
 Receiving (#-Yds): Looker (W) 8-100, Farmer (AF) 4-109
 Attendance: 46,451; Weather: Clear, 70 degrees
 AFA Most Valuable Player: Blane Morgan

2000 Silicon Valley

Dec. 31, San Jose, CA

Team	1	2	3	4	Final
Fresno St.	7	0	13	14	34
Air Force	19	15	3	0	37

Scoring

AF - Adams 37 FG, 1/11:02
 AF - McKay 29 pass-Thiessen (Adams kick), 1/10:21
 AF - Adams 46 FG, 1/3:06
 AF - McKay 13 pass-Thiessen (Run failed), 1/2:01
 FS - Gaines 73 pass-Carr (Asparuhov kick), 1/:23
 AF - Thiessen 1 run (Adams kick), 2/13:46
 AF - Thiessen 9 run (Jessop pass-Thiessen), 2/1:06
 FS - Greco 2 pass-Carr (Asparuhov kick), 3/10:34
 AF - Adams 24 FG, 3/5:34
 FS - Burch 8 pass-Carr (Pass failed), 3/1:55
 FS - Berrian 47 pass-Carr (Asparuhov kick), 4/9:58
 FS - Berrian 51 pass-Carr (Asparuhov kick), 4/6:26

Team Statistics

Category	AFA	Fresno St.
First Downs	28	18
Rush-Pass-Pen	14-10-4	3-13-2
Rushing Yards	267	59
Passing (C-A-I)	12-24-0	22-38-1
Passing Yards	204	391
Punts (#-Avg)	3-26.0	5-40.2
Fumbles-Lost	0-0	0-0

Individual Leaders (Leaders Only)

Rushing (Att-Yds): Ward (FS) 5-27, Thiessen (AFA) 18-99
 Passing (C-A-I-Yds): Carr (FS) 22-33-1-391, Thiessen (AFA) 12-24-0-201
 Receiving (#-Yds): Berrian (FS) 7-162, McKay (AFA) 4-56
 Attendance: 26,542; Weather: Clear, 56 degrees
 Game MVP Offense: Mike Thiessen
 Game MVP Special Teams: Dave Adams

2002 San Francisco

Dec. 31, San Francisco, CA

Team	1	2	3	4	Final
Air Force	10	0	0	3	13
Virginia Tech	7	3	7	3	20

Scoring

AF - Ward 15 run (Ashcroft kick), 1/12:00
 AF - Ashcroft 45 FG, 1/7:36
 VT - Suggs 16 run (Warley kick), 1/2:26
 VT - Warley 23 FG, 2/:33
 VT - Suggs 1 run (Warley kick), 3/4:55
 AF - Ashcroft 21 FG, 4/9:58
 VT - Warley 37 FG, 4/4:11

Team Statistics

Category	AFA	VT
First Downs	17	21
Rush-Pass-Pen	12-3-2	8-10-3
Rushing Yards	227	101
Passing (C-A-I)	4-19-2	18-23-0
Passing Yards	91	177
Punts (#-Avg)	3-30.7	3-40.0
Fumbles-Lost	1-0	2-1

Individual Leaders (Leaders Only)

Rushing (Att-Yds): Butler (AFA) 17-75, Suggs (VT) 19-70
 Passing (C-A-I-Yds): Harridge (AFA) 4-19-2-91, Randall (VT) 18-23-0-177
 Receiving (#-Yds): Park (AFA) 1-47-0, Wilford (VT) 5-50-0
 Attendance: 25,966; Weather: Clear, 50 degrees
 Game MVP Defense: Anthony Schlegel

2007 Armed Forces

Dec. 31, Fort Worth, TX

Team	1	2	3	4	Final
California	0	14	14	14	42
Air Force	7	14	6	9	36

Scoring

AF-Carney 1 run (Harrison kick), 1/8:27
 AF-Dekker 7 pass-Carney (Harrison kick), 2/14:10
 AF-Ollis 8 run (Harrison kick), 2/12:08
 C-Jackson 40 pass-Riley (Kay kick), 2/10:31
 C-Hawkins 5 pass-Riley (Kay kick), 2/4:09
 AF-Harrison 29 FG, 3/10:29
 C-Jordan 18 pass-Riley (Kay kick), 3/7:49
 AF-Harrison 19 FG, 3/2:50
 C-Forsett 1 run (Kay kick), 3/1:33
 C-Forsett 21 run (Kay kick), 4/10:59
 AF-Harrison 47 FG, 4/7:25
 C-Riley 1 run (Kay kick), 4/6:13
 AF-Hall 4 run (Hall rush NG), 4/2:23

Team Statistics

Category	Cal	AFA
First Downs	26	24
Rush-Pass-Pen	11-14-1	18-5-1
Rushing Yards	202	312
Passing (C-A-I)	21-27-0	9-20-0
Passing Yards	305	113
Punts (#-Avg)	1-43.0	3-41.7
Fumbles-Lost	2-2	0-0

Individual Leaders (Leaders Only)

Rushing (Att-Yds): Carney (AFA) 15-108-1, Ollis 16-101-1, Forsett (Cal) 23-140
 Passing (C-A-I-Yds): Carney (AFA) 5-8-0-68-1, Riley (Cal) 16-19-0-269-3
 Receiving (#-Yds): Dekker (AFA) 4-63-1, Jordan (Cal) 6-148-1
 Attendance: 40,905; Weather: Clear, 50 degrees
 AFA/Game MVP: Shaun Carney



Chance Harridge led the Falcons to the 2002 San Francisco Bowl vs. Virginia Tech.

ALL-TIME BOWL RECAPS

2008 Armed Forces

Dec. 31, Fort Worth, TX

Team	1	2	3	4	Final
Houston	17	0	7	10	34
Air Force	7	10	3	8	28

Scoring

UH-Beall 1 run (Mannisto kick), 1/13:27
 AF-Tew 2 run (Harrison kick), 1/11:28
 UH-Keenum 1 run (Mannisto kick), 1/8:10
 UH-Mannisto 22 FG, 1/0:04
 AF-Jefferson 5 run (Harrison kick), 2/9:52
 AF-Harrison 44 FG, 2/2:28
 UH-Keenum 4 run (Mannisto kick), 3/12:28
 AF-Harrison 37 FG, 3/3:51
 UH-Kohn 13 pass Keenum (Mannisto kick), 4/10:58
 AF-Tew 2 run (Jefferson run), 4/6:06
 UH-Mannisto 37 FG, 4/3:24

Team Statistics

Category	UH	AFA
First Downs	20	21
Rush-Pass-Pen	9-10-1	15-6-0
Rushing Yards	175	278
Passing (C-A-I)	22-33-1	8-18-0
Passing Yards	252	109
Punts (#-Avg)	4-44.2	3-43.7
Fumbles-Lost	2-2	2-2

Individual Leaders (Leaders Only)

Rushing (Att-Yds): Tew (AFA) 27-149-2, Beall (UH) 22-135-1
 Passing (C-A-I-Yds): Jefferson (AFA) 7-14-0-98-0, Keenum (UH) 22-33-1-252-1
 Receiving (#-Yds): Armstrong (AFA) 2-60-0, Carrier (UH) 5-49-0
 Attendance: 41,127; Weather: Windy, 47 degrees
 AFA/Game MVP: Jared Tew

2009 Armed Forces

Dec. 31, Fort Worth, TX

Team	1	2	3	4	Final
Houston	0	6	14	0	20
Air Force	14	10	10	13	47

Scoring

AF-Clark 36 run (Soderberg kick), 1/12:38
 AF-Tew 6 run (Soderberg kick), 1/8:52
 H-Hogan 33 FG, 2/14:51
 AF-Clark 22 run (Soderberg kick), 2/8:55
 H-Hogan 33 FG, 2/1:21
 AF-Soderberg 27 FG, 2/0:00
 H-Carrier 79 KOR (Hogan kick), 3/14:47
 AF-Warzeka 100 KOR (soderberg kick), 3/14:31
 H-Edwards 10 pass Keenum (Hogan kick), 3/12:46
 AF-Soderberg 27 FG, 3/7:27
 AF-Jefferson 1 run (Soderberg kick), 4/14:05
 AF-Tew 71 run (Soderberg kick fail), 4/3:32

Team Statistics

Category	UH	AFA
First Downs	18	27
Rush-Pass-Pen	6-11-1	18-8-1
Rushing Yards	109	402
Passing (C-A-I)	24-41-6	10-14-0
Passing Yards	222	161
Punts (#-Avg)	2-45.5	2-42.5
Fumbles-Lost	0-0	1-1

Individual Leaders (Leaders Only)

Rushing (Att-Yds): Tew (AFA) 26-173-2, Clark (AFA) 17-129-2, Sims (UH) 14-66-0
 Passing (C-A-I-Yds): Jefferson (AFA) 10-14-0-161-0, Keenum (UH) 24-41-6-222-1
 Receiving (#-Yds): Fogler (AFA) 4-89-0, Sims (UH) 6-57-0
 Attendance: 41,414; Weather: Windy, 25 degrees
 AFA/Game MVP: Asher Clark

2010 Independence

Dec. 27, Shreveport, LA

Team	1	2	3	4	Final
Air Force	3	3	0	8	14
Georgia Tech	7	0	0	0	7

Scoring

AF: Bell 42 FG, 1/6:32
 GT: Allen 5 run (Blair kick), 1/0:41
 AF: Bell 41 FG, 2/0:00
 AF: Tew 3 run (Warzeka 2 pt conversion run), 4/13:24

Team Statistics

	GT	AF
First Downs	18	17
Rush-Pass-Pen	16-2-0	9-7-1
Rushing Yards	279	170
Passing (C-A-I)	5-14-1	11-23-0
Passing Yards	41	117
Punts (#-Avg)	5-36.2	4-36.8
Fumbles	4-3	0-0

Individual Leaders (Leaders Only)

Rushing (Att-Yds): Tew (AFA) 18-59-1, Washington (GT) 28-131.
 Passing (Comp-Att-I-Yds): Jefferson (AFA) 11-23-0-117, Washington (GT) 5-13-1-41.
 Receiving (Att-Yds): Demerath 4-48, Halderman 4-36, McKayhan (GT) 1-16-0.
 Attendance: 39,362; Weather: Windy 48 degrees.
 AFA/Offense MVP: Jared Tew; AFA/Defense MVP: Rick Ricketts.

2011 Military

Dec. 28, Washington, DC

Team	1	2	3	4	Final
Toledo	21	7	7	7	42
Air Force	14	14	7	6	41

Scoring

T: Reedy 17 pass Owens (Casano kick), 1/6:38
 T: Thomas 41 run (Casano kick), 1/6:22
 AF: Jefferson 22 run (Herrington kick), 1/2:29
 T: Page 87 kickoff return (Casano kick), 1/2:17
 AF: DeWitt 3 run (Herrington kick), 1/1:36
 AF: Clark 1 run (Herrington kick), 2/9:43
 T: Reedy 49 pass Owens (Casano kick), 2/7:49
 AF: Warzeka 37 pass Jefferson (Herrington kick), 2/2:07
 T: Robinson 37 int. return (Casano kick), 3/8:56
 AF: DeWitt 2 run (Herrington kick), 3/5:59
 T: Reedy 33 pass Owens (Casano kick), 4/5:01
 AF: Kauth 33 pass Jefferson (run failed), 4/5:52

Team Statistics

	T	AF
First Downs	17	20
Rush-Pass-Pen	8-9-0	11-7-2
Rushing Yards	123	248
Passing (C-A-I)	21-27-1	13-22-1
Passing Yards	216	159
Punts (#-Avg)	5-41.0	5-28.8
Fumbles	2-1	4-1

Individual Leaders (Leaders Only)

Rushing (Att-Yds): Warzeka (AFA) 6-95-0, Thomas (T) 22-108-1.
 Passing (Comp-Att-I-Yds): Jefferson (AFA) 13-22-1-159, Owens (T) 19-24-0-210.
 Receiving (Att-Yds): Kauth 4-77-1, Page (T) 13-59-0.
 Attendance: 25,042; Weather: 43 degrees.



Tim Jefferson became the first quarterback in school history to start four bowl games.

ALL-TIME BOWL RECAPS

2012 Armed Forces

Dec. 29, Fort Worth, TX

Team	1	2	3	4	Final
Rice	7	0	7	19	33
Air Force	0	14	0	0	14

Scoring

R: Taylor 16 pass McHargue (Boswell kick), 1/4:05
 AF: Pearson 9 run (Herrington kick), 2/6:14
 AF: Cobb 1 run (Herrington kick), 2/2:36
 R: Taylor 22 pass Jackson (Boswell kick), 3/9:30
 R: Ross 2 run (Boswell kick), 4/14:25
 R: Boswell 24 FG, 4/11:18
 R: Boswell 25 FG, 4/4:31
 R: Taylor 34 pass Jackson (Kick blocked), 4/2:22

Team Statistics	Rice	AF
First Downs	24	12
Rush-Pass-Pen	9-13-2	10-2-0
Rushing Yards	208	166
Passing (C-A-I)	21-29-0	3-12-1
Passing Yards	295	48
Punts (#-Avg)	2-36.5	7-33.1
Fumbles	5-3	2-2

Individual Leaders (Leaders Only)

Rushing (Att-Yds): MacArthur (AFA) 9-48-0, Peterson (R) 9-81-0.
 Passing (Comp-Att-I-Yds): Pearson (AFA) 2-8-1-44-0. Jackson (R) 15-21-0-264-2.
 Receiving (Att-Yds): Strickland (AFA) 1-29-0. Taylor(R) 9-153-3. Attendance: 40,754

2014 Famous Idaho Potato

Dec. 20, Boise, ID

Team	1	2	3	4	Final
Western Mich.	3	7	0	14	24
Air Force	6	14	3	15	38

Scoring

WM: Haldeman 25 FG, 1/12:45
 AF: Davern 1 run (Conant run failed), 1/5:24
 WM: Davis 47 pass Terrell (Haldeman kick), 2/11:26
 AF: Davern 55 run (Conant kick), 2/10:12
 AF Rushing 1 run (Conant kick), 2/2:32
 AF: Conant 31 FG, 3/6:32
 WM: Davis 35 pass Terrell (Haldeman kick), 4/13:26
 AF: Walker 60 fumble rtn (Robinette pass Pearson), 4/9:52
 AF: Johnson 9 run (Conant kick), 4/5:20
 WM: Davis 51 pass Terrett (Haldeman kick), 4/3:16

Team Statistics	WM	AF
First Downs	17	20
Rush-Pass-Pen	4-12-1	15-3-2
Rushing Yards	79	284
Passing (C-A-I)	19-38-0	5-10-0
Passing Yards	297	77
Punts (#-Avg)	7-41.1	5-41.8
Fumbles	3-1	1-1

Individual Leaders (Leaders Only)

Rushing (Att-Yds): Davern (AFA) 12-101-2, Terrell 11-61-0 (WM) 9-81-0.
 Passing (Comp-Att-I-Yds): Pearson (AFA) 5-9-0-77-0. Terrell (WM) 19-38-0-297-3.
 Receiving (Att-Yds): Robinette (AFA) 2-43-0. Davis (WM) 8-176-3. Attendance: 18,233.
 AFA Game MVP: Shane Davern

2015 Armed Forces

Dec. 29, Fort Worth, TX

Team	1	2	3	4	Final
California	14	21	17	3	55
Air Force	7	14	8	7	36

Scoring

AF: Owens 1 run (Strebel kick), 1/8:33
 C: Enwere 1 run (Anderson kick), 1/5:46
 C: Treggs 30 pass Goff (Anderson kick), 1/1:02
 AF: Williams 16 run (Strebel kick), 2/12:39
 C: Powe 5 pass Goff (Anderson kick), 2/7:37
 C: Lawler 24 pass Goff (Anderson kick), 2/7:16
 AF: Roberts 1 run (Strebel kick), 2/3:04
 C: Lawler 14 pass Goff (Anderson kick), 2/2:00
 C: Powe 12 pass Goff (Anderson kick), 3/11:04
 C: Anderson 29 FG, 3/2:44
 AF: McVey 57 pass Roberts (Owens run), 3/1:30
 C: Lawler 25 pass Goff (Anderson kick), 3/1:17
 AF: Robinette 15 pass Roberts (Strebel kick), 4/9:14
 C: Anderson 30 FG, 4/1:13

Team Statistics	Cal	AF
First Downs	27	23
Rush-Pass-Pen	9-16-2	14-7-2
Rushing Yards	119	285
Passing (C-A-I)	25-37-0	7-15-1
Passing Yards	467	149
Punts (#-Avg)	2-36.5	4-36.0
Fumbles	1-1	3-2

Individual Leaders (Leaders Only)

Rushing (Att-Yds): Owens (AFA) 19-83-1, Watson 13-70-0 (Cal)
 Passing (Comp-Att-I-Yds): Roberts (AFA) 7-14-1-149-2. Goff (Cal) 25-37-0-467-6.
 Receiving (Att-Yds): Robinette (AFA) 5-69-1. Lawler 5-75-3 (Cal). Attendance: 38,915.
 AFA Game MVP: Karson Roberts



ALL-TIME BOWL RECAPS

2016 Arizona Dec. 30, Tucson, AZ

Team	1	2	3	4	Final
South Alabama	14	7	0	0	21
Air Force	3	18	17	7	45

Scoring

SA-Magee 75 pass-Davis (Patterson kick), 1/14:49
 AF-Strebel 25 FG, 1/9:05
 SA-Ayoola 2 run (Patterson kick), 1/6:08
 SA-Davis 4 run (Patterson kick), 2/10:41
 AF-Strebel 22 FG, 2/6:34
 AF-Cleveland 14 run (Strebel kick), 2/1:49
 AF-Owens 1 run (Robinette-Worthman), 2/:25
 AF-Robinette 75 pass-Worthman (Strebel kick), 3/14:42
 AF-Williams 6 run (Strebel kick), 3/6:35
 AF-Strebel 37 FG, 3/2:03
 AF-Owens 22 run (Strebel kick), 4/9:22

Team Statistics	USA	AF
First Downs	13	24
Rush-Pass-Pen	6-7-0	14-6-4
Rushing Yards	245	253
Passing (C-A-I)	10-26-1	7-10-0
Passing Yards	245	207
Punts (#-Avg)	5-37.0	2-36.5
Fumbles	2-2	1-0

Individual Leaders (Leaders Only)

Rushing (Att-Yds): Owens (AFA) 17-74-2, Johnson 4-44-0 (USA)
 Passing (Comp-Att-I-Yds): Worthman (AFA) 7-10-0-207-1, Davis (USA) 10-24-1-245-1.
 Receiving (Att-Yds): Robinette (AFA) 2-124-1, Magee 5-154-1 (USA). Attendance: 33,868.
 Game Offensive MVP: Arion Worthman; Game Defensive MVP: Weston Steelhammer.

2019 CHEEZ-IT Dec. 27, Phoenix, AZ

Team	1	2	3	4	Final
Washington St.	0	14	0	7	21
Air Force	0	17	7	7	31

Scoring

AF-Hammond 1 run (Koehnke kick), 2/14:52
 WS-Patmon 2 pass-Gordon (Mazza kick), 2/10:43
 AF-Koehnke 28 FG, 2/3:39
 AF-Birdow 3 run (Koehnke kick), 2/1:19
 WS-Borghia 5 pass-Gordon (Mazza kick), 2/:24
 AF-Hammond 7 run (Koehnke kick), 3/8:19
 WS-Arconado 13 pass-Gordon (Mazza kick), 4/9:59
 AF-Remsberg 3 run (Koehnke kick), 4/3:50

Team Statistics	WSU	AF
First Downs	15	28
Rush-Pass-Pen	1-14	27-0-1
Rushing Yards	27	381
Passing (C-A-I)	28-42-0	4-12-1
Passing Yards	351	30
Punts (#-Avg)	1-46.0	2-38.0
Fumbles	1-1	2-0

Individual Leaders (Leaders Only)

Rushing (Att-Yds): Remsberg (AFA) 26-178-1, Borghia 6-27-0 (WSU)
 Passing (Comp-Att-I-Yds): Hammond (AFA) 4-12-1-30-0, Gordon (WSU) 28-42-0-351-3.
 Receiving (Att-Yds): Waters (AFA) 2-12-0, Arconado (WSU) 11-167-1. Attendance: 33,868.
 Game Offensive MVP: Kadin Remsberg;
 Game Defensive MVP: Grant Donaldson.

2021 FIRST RESPONDER Dec. 28, Dallas, TX

Team	1	2	3	4	Final
Louisville	0	14	7	7	28
Air Force	7	21	0	3	31

Scoring

AF-Daniels 5 run (Dapore kick), 1/2:01
 AF-Lewis 61 pass-Daniels (Dapore kick), 2/14:14
 L-Cooley 1 run (Travelstead kick), 2/9:16
 AF-Lewis 64 pass-Daniels (Dapore kick), 2/5:42
 L-Jordan 100 KOR (Travelstead kick), 2/5:30
 AF-Daniels 1 run (Dapore kick), 2/:54
 L-Harrell 34 pass-Cunningham (Travelstead kick), 3/5:28
 AF-Dapore 26 FG, 4/5:28
 L-Cunningham 22 run (Travelstead kick), 4/2:57

Team Statistics	Lou	AF
First Downs	21	21
Rush-Pass-Pen	12-9-0	11-9-1
Rushing Yards	192	170
Passing (C-A-I)	13-22-0	9-10-0
Passing Yards	207	252
Punts (#-Avg)	2-46.5	3-42.0
Fumbles	3-0	1-0

Individual Leaders (Leaders Only)

Rushing (Att-Yds): Roberts (AFA) 20-77-0, Cooley (UL) 18-92-1
 Passing (Comp-Att-I-Yds): Daniels (AFA) 9-10-0-252-2, Cunningham (UL) 13-21-0-207-1.
 Receiving (Att-Yds): Lewis (AFA) 5-172-2, Harrell (UL) 4-80-1
 Attendance: 15,251
 Game MVP: Haaziq Daniels, QB, Air Force

2022 ARMED FORCES Dec. 22, Fort Worth, TX

Team	1	2	3	4	Final
Baylor	0	7	0	8	15
Air Force	9	0	14	7	30

Scoring

AF-Roberts 2 run (Dapore kick), 1/5:20
 AF-Dapore 37 FG, 1/1:13
 B-Presley 8 pass-Shapen (Mayers kick), 2/:05
 AF-Daniels 2 run (Dapore kick), 3/12:28
 AF-Rillos 15 pass-Daniels (Dapore kick), 3/2:29
 AF-Roberts 1 run (Dapore kick), 4/12:40
 B-Homes 14 pass-Shapen (Shapen run), 4/3:34

Team Statistics	Baylor	AF
First Downs	11	20
Rush-Pass-Pen	3-7-1	16-4-0
Rushing Yards	42	276
Passing (C-A-I)	11-23-0	4-7-0
Passing Yards	188	103
Punts (#-Avg)	4-36.2	2-20.5
Fumbles	0-0	0-0

Individual Leaders (Leaders Only)

Rushing (Att-Yds): Roberts (AFA) 37-116-2, Williams (BU) 7-25-0
 Passing (Comp-Att-I-Yds): Daniels (AFA) 4-7-0-103-1, Shapen (BU) 11-23-0-188-2.
 Receiving (Att-Yds): Cormier (AFA) 2-20-0, Homes (BU) 4-47-1
 Attendance: 43,875
 Game MVP: Haaziq Daniels, QB, Air Force



ALL-TIME BOWL RECORDS

Most Points

Game

47..... 2009 Armed Forces vs. Houston
45..... 2016 Arizona vs. South Alabama
45..... 1998 O'ahu vs. Washington
41..... 2011 Military vs. Toledo
41..... 1995 Copper vs. Texas Tech
38..... 2014 Idaho Potato vs. Western Michigan
36..... 2015 Armed Forces vs. California
36..... 2008 Armed Forces vs. Houston
36..... 1982 Hall of Fame vs. Vanderbilt

Quarter

21..... 2021 First Responder (Second) vs. Louisville
19..... 2000 Silicon Valley (First) vs. Fresno State
19..... 1982 Hall of Fame (Fourth) vs. Vanderbilt
18..... 2016 Arizona (Second) vs. South Alabama
17..... 2016 Arizona (Third) vs. South Alabama
17..... 2019 Cheez-It (Second) vs. Washington State

First Half

34..... 2000 Silicon Valley vs. Fresno State
28..... 2021 First Responder vs. Louisville
28..... 2011 Military vs. Toledo
24..... 2009 Armed Forces vs. Houston
21..... Done 4 times, Most Recent:
2016 Arizona vs. South Alabama

Second Half

28..... 1995 Copper vs. Texas Tech
24..... 2016 Arizona vs. South Alabama
23..... 2009 Armed Forces vs. Houston
23..... 1998 O'ahu vs. Washington
22..... 1982 Hall of Fame vs. Vanderbilt

Fewest Points

Game

0..... 1959 Cotton vs. TCU
0..... 1963 Gator vs. North Carolina
0..... 1992 Liberty vs. Mississippi
9..... 1983 Independence vs. Mississippi
13..... 1997 Las Vegas vs. Oregon
13..... 2002 San Francisco vs. Virginia Tech
13..... 1971 Sugar vs. Tennessee

Quarter

0..... 26 times, Most recent:
2022 Armed Forces (second), 2022

First Half

0..... 1959 Cotton vs. TCU
0..... 1963 Gator vs. North Carolina
0..... 1992 Liberty vs. Mississippi
0..... 1997 Las Vegas vs. Oregon
6..... 1990 Liberty vs. Ohio State
6..... 2010 Independence vs. Georgia Tech
6..... 1983 Independence vs. Mississippi

Second Half

0..... 1959 Cotton vs. TCU
0..... 1963 Gator vs. North Carolina
0..... 1992 Liberty vs. Mississippi
3..... 2021 First Responder vs. Louisville
3..... 1983 Independence vs. Mississippi
3..... 2000 Silicon Valley vs. Fresno State
3..... 2002 San Francisco vs. Virginia Tech

Most Opponent Points

Game

55..... 2015 Armed Forces vs. California
55..... 1995 Copper vs. Texas Tech
42..... 2007 Armed Forces vs. California
42..... 1989 Liberty Bowl vs. Mississippi
42..... 2011 Military vs. Toledo

Quarter

24..... 1971 Sugar (First) vs. Tennessee
24..... 1987 Freedom (Second) vs. Arizona State
21..... 2015 Armed Forces (Second) vs. California
21..... 1995 Copper (First) vs. Texas Tech
17..... 1995 Copper (Fourth) vs. Texas Tech

First Half

35..... 2015 Armed Forces vs. California
31..... 1995 Copper vs. Texas Tech
28..... 1989 Liberty vs. Mississippi
28..... 2011 Military vs. Toledo
26..... 1997 Las Vegas vs. Oregon

Second Half

28..... 2007 Armed Forces vs. California
27..... 2000 Silicon Valley vs. Fresno State
24..... 1995 Copper vs. Texas Tech
20..... 2015 Armed Forces vs. California
17..... 2008 Armed Forces vs. Houston

Fewest Opponent Points

Game

0..... 1959 Cotton vs. TCU
3..... 1983 Independence vs. Mississippi
7..... 1984 Independence vs. Virginia Tech
7..... 2010 Independence vs. Georgia Tech
11..... 1990 Liberty vs. Ohio State
13..... 1992 Liberty vs. Mississippi

Quarter

0..... 29 times, Most recent:
2022 Armed Forces (third), Baylor

First Half

0..... 1959 Cotton vs. TCU
3..... 1983 Independence vs. Mississippi
5..... 1990 Liberty vs. Ohio State
7..... 2010 Independence vs. Georgia Tech
7..... 1984 Independence vs. Virginia Tech
7..... 1985 Bluebonnet vs. Texas
7..... 1991 Liberty vs. Mississippi State
7..... 2000 Silicon Valley vs. Fresno State
7..... 2022 Armed Forces vs. Baylor

Second Half

0..... 2016 Arizona vs. South Alabama
0..... 1959 Cotton vs. TCU
0..... 1983 Independence vs. Mississippi
0..... 1984 Independence vs. Virginia Tech
0..... 2010 Independence vs. Georgia Tech

ALL-TIME BOWL RECORDS

Rushing

Attempts

- 37..... Brad Roberts vs. Baylor, 2022 Armed Forces
- 32..... John Kershner vs. Vanderbilt, 1982 Hall of Fame
- 29..... Bart Weiss vs. Virginia Tech, 1984 Independence
- 27..... Jared Tew vs. Houston, 2008 Armed Forces
- 26..... Jared Tew vs. Houston, 2009 Armed Forces
- 26..... Rob Perez vs. Ohio State, 1990 Liberty
- 26..... Rob Perez vs. Mississippi State, 1991 Liberty
- 26..... Kadin Remsberg vs. Washington State, 2019 Cheez-It

Rushing Yards

All 100 yard games listed

- 178..... Kadin Remsberg vs. Washington St., 2019 Cheez-It
- 173..... Jared Tew vs. Houston, 2009 Armed Forces
- 149..... Jared Tew vs. Houston, 2008 Armed Forces
- 148..... Danta Johnson vs. Texas Tech, 1995 Copper
- 132..... John Kershner vs. Vanderbilt, 1982 Hall of Fame
- 129..... Asher Clark vs. Houston, 2009 Armed Forces
- 129..... Pat Evans vs. Texas, 1985 Bluebonnet
- 129..... Beau Morgan vs. Texas Tech, 1995 Copper
- 116..... Brad Roberts vs. Baylor, 2022 Armed Forces
- 114..... Rob Perez vs. Mississippi State, 1991 Liberty
- 108 Shaun Carney vs. California, 2007 Armed Forces
- 101..... Jim Ollis vs. California, 2007 Armed Forces
- 101..... Shayne Davern vs. W. Michigan, 2014 Idaho Potato

Touchdowns

- 2..... Done 15 times, Most Recent:
Brad Roberts vs. Baylor, 2022 Armed Forces

Long Run

- 71..... Jared Tew vs. Houston, 2009 Armed Forces
- 71..... Danta Johnson vs. Texas Tech, 1995 Copper
- 61..... Dee Dowis vs. Mississippi, 1989 Liberty
- 60..... Jonathan Warzeka vs. Toledo, 2011 Military
- 55..... Shayne Davern, 2014 Idaho Potato vs. Western Michigan

Receiving

Catches

- 10..... Paul Bassa vs. Tennessee, 1971 Sugar
- 7..... Steve Senn vs. Mississippi, 1989 Liberty
- 6..... Marcus Greenwood vs. Vanderbilt, 1982 HOF
- 5..... Brandon Lewis vs. Louisville, 2021 First Responder
- 5..... Trent Van Hulzen vs. Mississippi, 1989 Liberty
- 5..... Jalen Robinette vs. California, 2015 Armed Forces

Receiving Yards

All 100-yard games listed

- 172..... Brandon Lewis vs. Louisville, 2021 First Responder
- 150..... Steve Senn vs. Mississippi, 1989 Liberty
- 124..... Jalen Robinette vs. South Alabama, 2016 Arizona
- 114..... Paul Bassa vs. Tennessee, 1971 Sugar
- 109..... Matt Farmer vs. Washington, 1989 O'ahu

Touchdowns

- 2..... Brandon Lewis vs. Louisville, 2021 First Responder
- 2..... Scotty McKay vs. Fresno State, 2000 Silicon Valley
- 2..... Steve Senn vs. Mississippi, 1989 Liberty
- 2..... Steve Senn vs. Arizona State, 1987 Freedom
- 1..... Multiple times, Most Recent:
Jalen Robinette vs. South Alabama, 2016 Arizona

Long Receptions

- 79..... Matt Farmer vs. Washington, 1998 O'ahu
- 75..... Jalen Robinette vs. Western Michigan, 2014 Idaho Potato
- 64..... Brandon Lewis vs. Louisville, 2021 First Responder
- 61..... Brandon Lewis vs. Louisville, 2021 First Responder
- 57..... Timothy McVey vs. California, 2015 Armed Forces

Passing

Attempts

- 46..... Bob Parker vs. Tennessee, 1971 Sugar
- 24..... Mike Thiessen vs. Fresno State, 2000 Silicon Valley
- 23..... Tim Jefferson vs. Georgia Tech, 2010 Independence
- 23..... Terry Isaacson vs. North Carolina, 1963 Gator
- 22..... Tim Jefferson vs. Toledo, 2011 Military

Completions

- 23..... Bob Parker vs. Tennessee, 1971 Sugar
- 13..... Tim Jefferson vs. Toledo, 2011 Military
- 12..... Blane Morgan vs. Washington, 1998 O'ahu
- 12..... Mike Thiessen vs. Fresno State, 2000 Silicon Valley
- 11..... Tim Jefferson vs. Georgia Tech, 2010 Independence

Passing Yards

- 267..... Blane Morgan vs. Washington, 1998 O'ahu
- 252..... Haaziq Daniels vs. Louisville, 2021 First Responder
- 239..... Bob Parker vs. Tennessee, 1971 Sugar
- 207..... Arion Worthman vs. South Alabama, 2016 Arizona
- 204..... Mike Thiessen vs. Fresno State, 2000 Silicon Valley

Touchdown Passes

- 2..... Done six times, most recent:
Haaziq Daniels vs. Louisville, 2021 First Responder

Long Pass

- 79..... Blane Morgan vs. Washington, 1998 O'ahu
- 75..... Arion Worthman vs. South Alabama, 2016 Arizona
- 68..... Haaziq Daniels vs. Baylor, 2022 Armed Forces
- 64..... Haaziq Daniels vs. Louisville, 2021 First Responder
- 61..... Haaziq Daniels vs. Louisville, 2021 First Responder

Punting

Attempts

- 11..... Mark Simon vs. Texas, 1985 Bluebonnet
- 9..... Jason Kirkland vs. Oregon, 1997 Las Vegas
- 8..... James Hamm vs. Tennessee, 1971 Sugar
- 7..... Chris MacInnis vs. Mississippi, 1992 Liberty
- 7..... Chris Blasy vs. Arizona State, 1987 Freedom

Punting Average

- 49.2.... Mark Simon vs. Texas, 1985 Bluebonnet
- 43.7.... Ryan Harrison vs. Houston, 2008 Armed Forces
- 43.3.... Jason Christ vs. Mississippi, 1992 Liberty
- 43.3.... Eric Olson vs. Ohio State, 1990 Liberty
- 42.5.... Mark Simon vs. Virginia Tech, 1984 Independence

Long Punt

- 63..... Mark Simon vs. Virginia Tech, 1984 Independence
- 62..... Mark Simon vs. Texas, 1985 Bluebonnet
- 56..... Jason Christ vs. Mississippi State, 1991 Liberty
- 52..... Jason Kirkland vs. Oregon, 1997 Las Vegas
- 52..... Jason Kirkland vs. Washington, 1998 O'ahu
- 52..... Steve Brosy vs. South Alabama, 2016 Arizona

ALL-TIME BOWL RECORDS

Field Goals

Made

1. 3..... Luke Strebel vs. South Alabama, 2016 Arizona
- 3..... Ryan Harrison vs. California, 2007 Armed Forces
- 3..... Dave Adams vs. Fresno State, 2000 Silicon Valley
- 3..... Jeff Kubiak vs. Mississippi, 1983 Independence
5. 2..... Done four times, most recent:
Zach Bell vs. Georgia Tech, 2010 Independence*

Attempts

1. 4..... David Adams vs. Fresno State, 2000 Silicon Valley
- 4..... Ryan Harrison vs. Houston, 2008 Armed Forces
3. 3..... Done six times, Most Recent:
Luke Strebel vs. South Alabama, 2016 Arizona

Long Field Goal

1. 47..... Ryan Harrison vs. California, 2007 Armed Forces
2. 46..... David Adams vs. Fresno State, 2000 Silicon Valley
- 46..... Joe Wood vs. Mississippi State, 1991 Liberty
4. 45..... Joey Ashcroft vs. Virginia Tech, 2002 San Francisco
5. 44..... Ryan Harrison vs. Houston, 2008 Armed Forces
- 44..... Jeff Kubiak vs. Mississippi, 1983 Independence

Defense

Tackles

1. 16..... Chris Thomas vs. Houston, 2008 Armed Forces
2. 14..... Eldrick Hill vs. Ohio State, 1990 Liberty
- 14..... Terry Maki vs. Texas, 1985 Bluebonnet
- 14..... Philip Bauman vs. Tennessee, 1971 Sugar
6. 13..... William Mayfield vs. Tennessee, 1971 Sugar
- 13..... Mike Chandler vs. Texas, 1985 Bluebonnet
7. 12..... Chad Hennings vs. Arizona State, 1987 Freedom
- 12..... Chris Thomas vs. Houston, 2009 Armed Forces
9. 11..... Brady Amack vs. Toledo, 2011 Military
- 11..... J.T. Tokish vs. Ohio State, 1990 Liberty
- 11..... Randle Gladney vs. Mississippi, 1989 Liberty
- 11..... Pat McNellis vs. Mississippi, 1989 Liberty
- 11..... Scott Thomas vs. Virginia Tech, 1984 Independence
- 11..... Brody Hicks vs. California, 2015 Armed Forces

Tackles for Loss

1. 4.0..... Corey Nelson vs. Fresno State, 2000 Silicon Valley
2. 3.0..... Jordan Pierce vs. Western Michigan, 2014 Idaho Potato
- 3.0..... Chad Hennings vs. Arizona State, 1987 Freedom
4. 2.5..... Jordan Jackson vs. Louisville, 2021 First Responder
5. 2.0..... Jamil Cooks vs. Toledo, 2011 Military
- 2.0..... Patrick Hennessey vs. Georgia Tech, 2010 Independence
- 2.0..... Chris Thomas vs. Houston, 2008 Armed Forces
- 2.0..... Bryce Fisher vs. Oregon, 1997 Las Vegas
- 2.0..... Alex Pupich vs. Texas Tech, 1995 Copper

Sacks

1. 3.0..... Corey Nelson vs. Fresno State, 2000 Silicon Valley
2. 2.0..... Payton Zdrock vs. Baylor, 2022 Armed Forces
3. 2.0..... Jordan Pierce vs. Western Michigan, 2014 Idaho Potato
- 2.0..... Chad Hennings vs. Arizona State, 1987 Freedom
- 2.0..... William Mayfield vs. Tennessee, 1971 Sugar

Opponent Records

Team

Category.....	High.....	Low
Rushing Yds:	374, Texas Tech	35, Vanderbilt
	1995 Copper	1982 Hall of Fame
Pass Comps:.....	38, Western Michigan ..	3, Texas Christian
	2014 Idaho Potato	1959 Cotton
Pass Atts:	51, Vanderbilt	11, Texas Christian
	1982 Hall of Fame	1959 Cotton
Pass Yards:.....	467, California	37, Texas Christian
	2015 Armed Forces	1959 Cotton
Fumbles:.....	8, Texas Christian.....	0, Texas
	1959 Cotton	1985 Bluebonnet
Fumbles Lost:	3, Rice	0, 7 times
	2012 Armed Forces	
Punts:	9, Texas Christian	2, Vanderbilt
	1959 Cotton	1982 Hall of Fame
Points:	55, California.....	0, Texas Christian
	2015 Armed Forces	1959 Cotton
Points Half:	35, California	0, Three times
	2015 Armed Forces	
Points Qtr:	24, Twice.....	0, Several times

Opponent Miscellaneous

Most Pts Allowed: 47, Houston, 2009 Armed Forces
 Most Pts Allowed (Half):..... 34, Fresno State, 2000 Silicon, First
 Most Pts Allowed (Qtr):..... 21, Louisville, 2021 First Responder
 (Second)
 Fewest Pts in Win: 13, Mississippi, 1992 Liberty
 Most Pts in Loss:..... 34, Fresno State, 2000 Silicon Valley

Individual

Rushing

Most Carries: 28, Tevin Washington, Georgia Tech,
 2010 Independence
 Most Yards: 260, Byron Hanspard, Texas Tech, 1995 Copper
 Most TDs: 4, Byron Hanspard, Texas Tech, 1995 Copper

Passing

Most Atts:..... 51, Whit Taylor, Vanderbilt, 1982 Hall of Fame
 Most Comps: 38, Whit Taylor, Vanderbilt, 1982 Hall of Fame
 Most Yards: 467, Jarod Goff, California, 2015 Armed Forces
 Most TDs: 6, Jared Goff, California, 2015 Armed Forces

Receiving

Most Recpt: ... 20, Norman Johnson, Vanderbilt, 1982 Hall of Fame
 Most Yards: ... 173, Norman Johnson, Vanderbilt, 1982 Hall of Fame
 Most TDs: 3*, Kenny Lawler, California, 2015 Armed Forces
 Done five times, most recent listed

Scoring

Most FGs: 3, Charlie Ward, Texas, 1985 Bluebonnet
 Most PATs: 7, Matt Anderson, California, 2015 Armed Forces
 Most Points: 24, Byron Hanspard, Texas Tech, 1995 Copper

Longest Plays

Rusing TD:..... 76 yds, S. McCullough, Oregon, 1997 Las Vegas
 Passing TD: 78 yds, Pat Johnson from Akili Smith, Oregon,
 1997 Las Vegas
 Field Goal:..... 39 yds, Neil Teevan, Mississippi, 1983 Independence

20

MEDIA



2023 AIR FORCE FOOTBALL
MEDIA GUIDE

MEDIA INFORMATION

Media Guide

The 2023 Air Force Football media guide is produced as a source of information for the media. The guide is digital only. Other materials may be obtained by contacting athletic communications:

Athletic Communications
2168 Field House Dr.
USAF Academy, CO 80840-9500
Phone (719) 333-2313

Working Press Credentials

Press and photograph credentials are issued to members of the working media only. These credentials may be obtained by contacting athletic communications. Upon acceptance of applications, appropriate passes will be mailed or held at the "Will Call" ticket booth located at Gate 10 at Falcon Stadium.

Radio/Television

Upon receiving permission to broadcast the game, please contact athletic communications. Press credentials will be mailed or left at "Will Call" for you. Information about local telephone services can be obtained from the athletic media relations office.

Post-Game Interviews

The Air Force Academy locker room is closed. Air Force head coach Troy Calhoun and players are available in an interview room following the 10-minute cooling off period. All training facilities, including the weight room, are closed at the Field House, Cadet Gymnasium, Falcon Athletic Center and at Falcon Stadium. Media members wishing to interview staff members from those areas must contact athletic communications.

Press Parking

Press parking is located in Lot 5/5R at Falcon Stadium. Media should enter the Academy through the North Gate entrance off of Interstate 25.

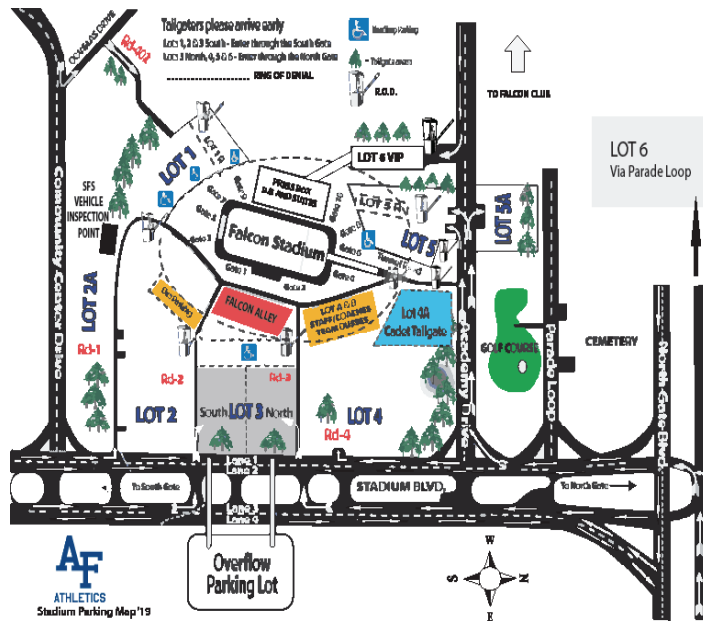
Follow the Falcons on Facebook/Twitter

Twitter:
twitter.com/AF_Falcons
twitter.com/AF_Football
twitter.com/USAFASID

Facebook:
www.facebook.com/pages
Air-Force-Athletics
Air-Force-Football

Media Policies

For a copy of media policies on interviews and availability of cadet-athletes, staff and coaches, please contact Troy Garnhart in the athletic communications office.



Directions

Falcon Stadium: Take I-25 to the North Gate exit of the Academy (#156B). Take a left (south) on Stadium Blvd. Then take a right (west) on Academy Drive. Parking lot #5 (media parking) is on the left side.

Athletic Communications: Take I-25 to the North Gate exit of the Academy (#156B). Take a left (south) on Parade Loop and a right (west) on Field House Drive. Park on the east side of the Cadet Field House and enter the building in the northeast corner. Follow the hallway past the ice hockey rink and continue to the last door on the left side overlooking the indoor track and field.



Troy Garnhart
Assoc. A.D.
Information / Communications



Dave Toller
Asst. A.D./
Media Relations



Brian Jerman
Asst. A.D./
Falcon Vision



Marcus Rodriguez
Assistant
Director



Adam Parker
Producer,
FalconVision



Nick Arseniak
Assistant
Director



Valerie Perkin
Assistant
Director



Nick Cicere
Assistant
Director



Aaron Ferguson
Assistant
Director

MEDIA OUTLETS

Colorado Springs

Print Media

Colorado Springs Gazette
30 S. Prospect Ave.
Colorado Springs, CO 80903
Phone: (719) 636-0250
www.gazette.com

Television and Radio

KRDO-TV (13) -- ABC
P.O. Box 1457
Colorado Springs, CO 80901
Phone: (719) 575-6285
www.krdo.com

KKTV (11) -- CBS
520B Colorado Ave. Ave.
Colorado Springs, CO 80903
Phone: (719) 578-0000
www.kktv.com

KOAA-TV (5/30) -- NBC
5520 Tech Center Dr.
Colorado Springs, CO 80919
Phone: (719) 630-3930
www.koaa.com

KXRM Fox 21 -- Fox
560 Wooten Road
Colorado Springs, CO 80915
Phone: (719) 596-2100
www.fox21news.com

KVOR AM 740
Football Flagship
6805 Corporate Center Dr.
Colorado Springs, CO 80919
Phone: (719) 593-2700
www.kvor.com

Air Force Athletic Communications Directory

Name	Office	Cell	Email
Troy Garnhart	719-333-9263	719-649-5003	troy.garnhart@afacademy.af.edu
Dave Toller	719-333-3478	719-396-0955	dave.toller@afacademy.af.edu
Valerie Perkin	719-333-8286	719-359-3072	valerie.perkin@afacademy.af.edu
Nick Arseniak	719-333-9251	719-510-2684	nicholas.arseniak@afacademy.af.edu
Marcus Rodriguez	719-333-9025	719-237-5079	marcus.rodriguez@afacademy.af.edu
Nick Cicere	719-333-3950	719-330-1001	nicholas.cicere@afacademy.af.edu
Aaron Ferguson	719-333-2487	719-922-2758	aaron.ferguson@afacademy.af.edu
Brian Jerman	719-333-2368	719-201-0926	brian.jerman@afacademy.af.edu
Adam Parker	719-333-9442	719-332-6065	adam.parker2@afacademy.af.edu

Denver

Print Media

Associated Press
1444 Wazee St., Suite 130
Denver, CO 80202
Phone: (303) 825-0123
www.ap.org

Denver Post
1560 Broadway
Denver, CO 80202
Phone: (303) 954-1296
www.denverpost.com

Television and Radio

KCNC-TV (4) -- CBS
1044 Lincoln Ave.
Denver, CO 80217
Phone: (303) 861-4444
www.denver.cbslocal.com

KMGH-TV (7) -- ABC
123 Speer Blvd.
Denver, CO 80203
Phone: (303) 832-0169
www.thedenverchannel.com

KUSA-TV (9) -- NBC
500 Speer Blvd.
P.O. Box 9
Denver, CO 80201
Phone: (303) 871-9999
www.9news.com

KDVR-TV (31) -- Fox
100 East Speer Blvd.
Denver, CO 80203
Phone: (303) 566-7717
www.kdvr.com

KWGN-TV (2) -- Ind.
P.O. Box 5222
Englewood, CO 80155
Phone: (303) 740-2814
www.kwgn.com

Others

Mountain West Conference
10807 New Allegiance Drive, Suite 250
Colorado Springs, CO 80921
Phone: (719) 488-4040
www.theMWC.com

Collegepressbox.com is the official media website for Mountain West Conference football. Access and download weekly game notes, quotes, statistics, media guides and more for the conference and each of its nine member schools throughout the season. Login information will be distributed to accredited media or you can apply for a password by sending an e-mail to password@collegepressbox.com

collegepressbox.com
SINCE 2005 EVERYTHING BUT THE PRE-GAME MEAL

Air Force Radio Network

The Air Force athletic department is in its 29th year of in-house radio. All Falcon football games are broadcast locally on flagship radio station KVOR AM 740 in Colorado Springs. The radio broadcast team consists of KVOR's Jim Arthur (play-by-play) and Jesse Kurtz (color analyst).



Jim Arthur



Jesse Kurtz

2023 OPPONENTS

Game 1

Robert Morris

Saturday, Sept. 2, 11 a.m. MT
Altitude Sports
Falcon Stadium

Series: First Meeting
2022 Record: 0-11
Conf. (Finish): 0-5 (6th)
Conference: Big South
Head Coach: Bernard Clark, Jr.
Alma Mater (Year): Miami, 1989
School Record (Yrs): 13-24 (5)
Career Record (Yrs): Same
FB Contact: Jim Duzyk
Office: (412) 397-4919
Cell: (412) 498-8359
Email: duzyk@rmu.edu
Website: rmucolonials.com

Game 2

at Sam Houston

Saturday, Sept. 9, 6 p.m. MT
CBS Sports Network
NRG Stadium

Series: First Meeting
2022 Record: 5-4 (NA)
Conf. (Finish):
Conference: C-USA
Head Coach: K.C. Keeler
AM (Year): Delaware, 1981
School Record (Yrs):
Career Record (Yrs):
FB Contact: Ben Rikard
Office: (936) 294-1764
Cell: (936) 554-2077
Email: ben.rikard@shsu.edu
Website: gobearkats.com

Game 3

Utah State

Friday, Sept. 15, 6 p.m. MT
CBS Sports Network
Falcon Stadium

Series: Air Force leads 6-5
2022 Record: 6-7
Conference: 5-3 (T2nd)
Conference: Mountain West
Head Coach: Blake Anderson
AM (Year): Sam Houston, 1992
School Record (Yrs): 17-10 (2)
Career Record (Yrs): 68-47 (9)
FB Contact: Doug Hoffman
Office: (435) 797-3714
Cell: (435) 881-8011
Email: doug.hoffman@usu.edu
Website: UtahStateAggies.com

Game 4

at San Jose State

Friday, Sept. 22, 8:30 p.m. MT
FS1
CEFCU Stadium

Series: Air Force leads 4-2
2022 Record: 7-5
Conference: 5-3 (T2nd)
Conference: Mountain West
Head Coach: Brent Brennan
AM (Year): UCLA, 1996
School Record (Yrs): 27-42 (6)
Career Record (Yrs): Same
FB Contact: Sky Kerstein
Office:
Cell: (703) 597-4950
Email: sky.kerstein@sjsu.edu
Website: SJUSpartans.com

Game 5

San Diego State

Saturday, Sept. 30, 6 p.m. MT
CBS Sports Network
Falcon Stadium

Series: Air Force leads 20-17
2022 Record: 7-6
Conference: 5-3 (T2nd)
Conference: Mountain West
Head Coach: Brady Hoke
AM (Year): Ball State, 1982
School Record (Yrs): 36-24 (5)
Career Record (Yrs): 101-82 (15)
FB Contact: Jamie McConeghy
Office: (619) 594-4348
Cell: (607) 435-5577
Email: jmcconeg@sdsu.edu
Website: GoAztecs.com

Game 6

Wyoming

Saturday, Oct. 14, 5 p.m. MT
CBS Sports Network
Falcon Stadium

Series: Air Force leads 30-27-3
2022 Record: 8-5
Conference: 5-3 (T2nd)
Conference: Mountain West
Head Coach: Craig Bohl
AM (Year): Nebraska, 1982
School Record (Yrs): 53-57 (9)
Career Record (Yrs): 83-65 (20)
FB Contact: Tim Harkins
Office: (307) 766-2321
Cell: (307) 760-7847
Email: tharkins@uwyo.edu
Website: GoWYO.com

Game 7

Navy

Saturday, Oct. 21, 10 a.m. MT
CBS
Navy-Marine Corps
Memorial Stadium

Series: Air Force leads 33-22
2022 Record: 4-8
Conference: 4-4 (T6th)
Conference: American Athletic
Head Coach: Brian Newberry
AM (Year): Baylor, 1998
School Record (Yrs): 1st Season
Career Record (Yrs): Same
FB Contact: Scott Strasemeier
Office: (410) 293-8775
Cell: (443) 336-9023
Email: sstrasem@usna.edu
Website: NavySports.com

Game 8

Colorado State

Saturday, Oct. 28, 5 p.m. MT
CBS Sports Network
Canvas Stadium

Series: Air Force leads 38-21-1
2022 Record: 3-9
Conference: 3-5 (5th)
Conference: Mountain West
Head Coach: Jay Norvell
AM (Year): Iowa, 1986
School Record (Yrs): 3-9 (1)
Career Record (Yrs): 36-35 (6)
FB Contact: Kyle Neaves
Office: (970) 491-5067
Cell: (228) 424-692
Email: Kyle.Neaves@colostate.edu
Website: CSURams.com

Game 9

Army West Point

Saturday, Nov. 4, 12:30 p.m. MT
CBS Sports Network
Empower Field at Mile High

Series: Air Force leads 38-18-1
2022 Record: 6-6
Conference: NA
Conference: NA/Independent
Head Coach: Jeff Monken
AM (Year): Milliken, 1989
School Record (Yrs): 64-49 (9)
Career Record (Yrs): 101-64 (13)
FB Contact: Eric Szczepinski
Office: N/A
Cell: (440) 823-1421
Email: Eric.szczepinski@westpoint.edu
Website: GoArmyWestPoint.com

Game 10

Hawaii

Saturday, Nov. 11, TBA
TBA
Clarence T.C. Ching
Athletics Complex

Series: Air Force leads 14-7-1
2022 Record: 3-10
Conference: 2-6 (5th)
Conference: Mountain West
Head Coach: Timmy Chang
AM (Year): Hawaii, 2009
School Record (Yrs): 64-49 (9)
Career Record (Yrs): 101-64 (13)
FB Contact: Derek Inouchi
Office: (808) 956-4478
Cell: (808) 954-0234
Email: inouchi@hawaii.edu
Website: HawaiiAthletics.com

Game 11

UNLV

Saturday, Nov. 18, 1:30 p.m.
CBS Sports Network
Falcon Stadium

Series: Air Force leads 18-6
2022 Record: 5-7
Conference: 3-5 (4th)
Conference: Mountain West
Head Coach: Barry Odom
AM (Year): Missouri, 1989
School Record (Yrs): 1st Season
Career Record (Yrs): 25-25 (4)
FB Contact: Mark Wallington
Office: (702) 895-4472
Cell: (702) 528-6291
Email: mark.wallington@unlv.edu
Website: UNLVRebels.com

Game 12

Boise State

Friday, Nov. 24, 2 p.m. MT
FS1
Albertson's Stadium

Series: Boise State leads 7-4
2022 Record: 10-4
Conference: 8-0 (1st)
Conference: Mountain West
Head Coach: Andy Avalos
AM (Year): Boise State, 1985
School Record (Yrs): 17-9 (2)
Career Record (Yrs): Same
FB Contact: Craig Lawson
Office: (208)- 426-3836
Cell: (509) 432-9063
Email: craiglawson@boisestate.edu
Website: BroncoSports.com

ALL-TIME SERIES RESULTS

Robert Morris

First Meeting

Sam Houston

First Meeting

Utah State

Series: Air Force leads 6-5

First Meeting: 11/8/69

Last Meeting: 10/8/22

at AF: AF leads 4-2

at USU: Utah State leads 3-2

Neutral: None

Year by Year

1969 - AF 38-13 (H)
 2013 - USU 52-20 (H)
 2014 - USU 34-16 (A)
 2015 - AF 35-28 (H)
 2016 - AF 27-20 (A)
 2017 - AF 38-35 (H)
 2018 - USU 42-32 (A)
 2019 - AF 31-7 (H)
 2020 - AF 35-7 (A)
 2021 - USU 49-45 (H)
 2022 - USU 34-27 (A)
 (H/A) is for AF

San Jose State

Series: Air Force leads 4-2

First Meeting: 8/31/96

Last Meeting: 10/24/20

at AF: AF leads 3-0

at SJSU: SJSU leads 2-1

Neutral: NA

Year by Year

1996 - AF 45-0 (H)
 1997 - SJSU 25-22 (A)
 2015 - AF 37-16 (H)
 2016 - AF 41-38 (A)
 2019 - AF 41-24 (H)
 2020 - SJSU 17-6 (A)
 (H/A) is for AF

San Diego State

Series: AFA leads 20-17

First Meeting: 9/20/80

Last Meeting: 11/26/22

at AFA: AFA 11-8

at SDSU: SDSU leads 9-8

Neutral: 1-0

Year by Year

1980 - SDSU 13-10 (H)
 1981 - AF 21-16*
 1982 - AF 44-32 (H)
 1983 - AF 38-7 (A)
 1984 - AF 34-16 (H)
 1985 - AF 31-10 (H)
 1986 - AF 22-10 (A)
 1987 - AF 49-7 (H)
 1988 - SDSU 39-36 (A)

1989 - AF 52-36 (H)
 1990 - SDSU 48-18 (A)
 1991 - AF 21-20 (H)
 1992 - AF 20-17 (A)
 1993 - SDSU 38-31 (H)
 1994 - AF 36-35 (A)
 1996 - SDSU 28-23 (A)
 1997 - AF 24-18 (H) OT
 1999 - AF 23-22 (A)
 2000 - AF 45-24 (H)
 2001 - AF 45-21 (A)
 2002 - SDSU 38-34 (H)
 2003 - SDSU 24-3 (A)
 2004 - SDSU 37-31 (H)
 2005 - AF 41-29 (H)
 2006 - SDSU 19-12 (A)
 2007 - AF 55-23 (H)
 2008 - AF 35-10 (A)
 2009 - AF 26-14 (H)
 2010 - SDSU 27-25 (A)
 2011 - SDSU 41-27 (H)
 2012 - SDSU 28-9 (A)
 2013 - SDSU 27-20 (H)
 2014 - SDSU 30-14 (A)
 2015 - SDSU 27-24 (A)
 2017 - SDSU 28-24 (H)
 2018 - SDSU 21-17 (A)
 2021 - SDSU 20-14 (H)
 2022 - AF 13-3 (A)
 (H/A) is for AFA
 * - Tokyo, Japan

Wyoming

Series: Air Force leads 30-27-3

First Meeting: 11/2/57

Last Meeting: 9/16/22

at AF: AF leads 18-12-1

at Wyo: Wyo leads 15-11-2

Neutral: AF leads 1-0

Year by Year

1957 - Tied 7-7 (A)
 1958 - AF 21-6*
 1959 - AF 20-7 (A)
 1960 - Wyo 15-0 (A)
 1962 - AF 35-14 (H)
 1964 - Tied 7-7 (H)
 1965 - Wyo 31-14 (A)
 1966 - Wyo 13-0 (H)
 1967 - Wyo 37-10 (A)
 1968 - AF 10-3 (H)
 1969 - Wyo 27-25 (H)
 1970 - AF 41-17 (A)
 1971 - AF 23-19 (H)
 1972 - AF 45-14 (H)
 1974 - Wyo 20-16 (A)
 1975 - Wyo 24-10 (H)
 1976 - AF 41-12 (H)
 1977 - Tied 0-0 (A)
 1980 - AF 25-7 (H)
 1981 - Wyo 17-10 (H)
 1982 - AF 44-34 (H)
 1983 - Wyo 14-7 (A)
 1984 - Wyo 26-20 (A)
 1985 - AF 49-7 (A)
 1986 - Wyo 23-17 (H)
 1987 - Wyo 27-13 (A)

1988 - Wyo 48-45 (H)
 1989 - AF 45-7 (H)
 1990 - Wyo 24-12 (A)
 1991 - AF 51-28 (H)
 1992 - AF 42-28 (A)
 1993 - Wyo 31-18 (H)
 1994 - AF 34-17 (A)
 1995 - AF 34-10 (H)
 1996 - Wyo 22-19 (A)
 1997 - AF 14-3 (H)
 1998 - AF 10-3 (A)
 1999 - Wyo 10-7 (H)
 2000 - AF 51-34 (A)
 2001 - AF 24-13 (H)
 2002 - Wyo 34-26 (A)
 2003 - AF 35-29 (H)
 2004 - Wyo 43-26 (A)
 2005 - Wyo 29-28 (H)
 2006 - AF 31-24 (A)
 2007 - AF 20-12 (H)
 2008 - AF 23-3 (A)
 2009 - AF 10-0 (H)
 2010 - AF 20-14 (A)
 2011 - Wyo 25-17 (H)
 2012 - AF 28-27 (A)
 2013 - Wyo 56-23 (H)
 2014 - Wyo 17-13 (A)
 2015 - AF 31-17 (H)
 2016 - Wyo 35-26 (A)
 2017 - Wyo 28-14 (H)
 2018 - Wyo 35-27 (A)
 2019 - AF 20-6 (H)
 2020 - Canceled (No Contest)
 2021 - AF 24-14 (H)
 2022 - Wyo 17-14 (A)
 (H/A) is for AF
 * Washburn Field, Colo. Springs

Navy

Series: Air Force leads 33-22

First Meeting: 10/15/60

Last Meeting: 10/1/22

at AF: AF leads 20-7

at Navy: Navy leads 12-9

Neutral: AF leads 4-3

Year by Year

1960 - Navy 35-3 *
 1966 - AF 15-7 (H)
 1968 - AF 26-20 **
 1970 - AF 26-3***
 1972 - Navy 21-17 (H)
 1973 - Navy 42-6 (A)
 1974 - AF 19-16 (H)
 1975 - Navy 17-0 ***
 1976 - AF 13-3 (H)
 1977 - Navy 10-7 (A)
 1978 - Navy 37-8 (H)
 1979 - Navy 13-9 (A)
 1980 - AF 21-20 (H)
 1981 - Navy 30-13 (A)
 1982 - AF 24-21 (H)
 1983 - AF 44-17 (A)
 1984 - AF 29-22 (H)
 1985 - AF 24-7 (A)
 1986 - AF 40-6 (H)
 1987 - AF 23-13 (A)
 1988 - AF 34-24 (H)

1989 - AF 35-7 (A)
 1990 - AF 24-7 (H)
 1991 - AF 46-6 (A)
 1992 - AF 18-16 (H)
 1993 - Navy 28-24 (A)
 1994 - AF 43-21 (H)
 1995 - AF 30-20 (A)
 1996 - Navy 20-17 (H)
 1997 - AF 10-7 (A)
 1998 - AF 49-7 (H)
 1999 - AF 19-14***
 2000 - AF 27-13 (H)
 2001 - AF 24-18***
 2002 - AF 48-7 (H)
 2003 - Navy 28-25***
 2004 - Navy 24-21 (H)
 2005 - Navy 27-24 (A)
 2006 - Navy 24-17 (H)
 2007 - Navy 31-20 (A)
 2008 - Navy 33-27 (H)
 2009 - Navy 23-16 OT (A)
 2010 - AF 14-6 (H)
 2011 - AF 35-34 OT (A)
 2012 - Navy 28-21 OT (H)
 2013 - Navy 28-10 (A)
 2014 - AF 30-21 (H)
 2015 - Navy 33-11 (A)
 2016 - AF 28-14 (H)
 2017 - Navy 34-30 (A)
 2018 - AF 35-7 (H)
 2019 - Navy 34-25 (A)
 2020 - AF 40-7 (H)
 2021 - AF 23-3 (A)
 2022 - AF 13-10 (H)
 (H/A) is for AF
 * - Baltimore, MD
 ** - Chicago, IL
 *** - Washington, DC

ALL-TIME SERIES RESULTS

Colorado State

Series Air Force leads 38-21-1

First Meeting: 11/30/57

Last Meeting: 11/19/22

at AF: AF leads 22-11-1

at CSU: AF leads 16-10

Neutral: None

Year by Year

1957 - CSU 20-7 (H)
1958 - AF 36-6 (H)
1960 - AF 32-8 (H)
1961 - AF 14-9 (H)
1962 - AF 34-0 (H)
1963 - AF 69-0 (H)
1964 - AF 14-6 (H)
1966 - CSU 41-21 (H)
1967 - Tied 17-17 (H)
1968 - AF 31-0 (A)
1969 - AF 28-7 (H)
1970 - AF 37-22 (H)
1971 - AF 17-13 (A)
1972 - AF 53-13 (A)
1975 - CSU 47-10 (A)
1976 - CSU 27-3 (H)
1978 - CSU 31-13 (H)
1979 - CSU 20-6 (A)
1980 - CSU 21-9 (A)
1981 - AF 28-14 (H)
1982 - CSU 21-11 (H)
1983 - AF 34-13 (A)
1984 - AF 52-10 (H)
1985 - AF 35-19 (A)
1986 - AF 24-7 (H)
1987 - AF 27-19 (A)
1988 - AF 29-23 (A)
1989 - AF 46-21 (A)
1990 - CSU 35-33 (H)
1991 - AF 31-26 (A)
1992 - CSU 32-28 (H)
1993 - CSU 8-5 (A)
1994 - CSU 34-24 (H)
1995 - CSU 27-20 (H)
1996 - CSU 42-41 (H)
1997 - AF 24-0 (A)
1998 - AF 30-27 (H)
1999 - CSU 41-21 (A)
2000 - AF 44-40 (H)
2001 - CSU 28-21 (A)
2002 - CSU 31-12 (H)
2003 - CSU 30-20 (A)
2004 - AF 47-17 (H)
2005 - CSU 41-23 (A)
2006 - AF 24-21 (H)
2007 - AF 45-21 (A)
2008 - AF 38-17 (H)
2009 - AF 34-16 (A)
2010 - AF 49-27 (H)
2011 - AF 45-21 (A)
2012 - AF 42-21 (H)
2013 - CSU 58-13 (A)
2014 - AF 27-24 (H)
2015 - AF 38-23 (A)
2016 - AF 49-46 (H)
2017 - AF 45-28 (A)
2018 - AF 27-19 (H)
2019 - AF 38-21 (A)
2020 - Canceled (No Contest)

2021 - AF 35-21 (A)

2022 - AF 24-12 (H)

(H/A) is for AF

Army West Point

Series: Air Force leads 38-18-1

First Meeting: 10/31/59

Last Meeting: 11/5/22

at AF: AF leads 22-4

at Army: AF leads 14-12

Neutral: Tied 2-2-1

Year by Year

1959 - Tied 13-13*
1963 - Army 14-10**
1965 - AF 14-3**
1967 - Army 10-7 (H)
1969 - AF 13-6 (A)
1971 - AF 20-7 (H)
1972 - Army 17-14 (A)
1973 - AF 43-10 (H)
1974 - Army 17-16 (A)
1975 - AF 33-3 (H)
1976 - Army 24-7 (A)
1977 - Army 31-6 (H)
1978 - Army 28-14 (A)
1979 - AF 28-7 (H)
1980 - Army 47-24 (A)
1981 - AF 7-3 (H)
1982 - AF 27-9 (A)
1983 - AF 41-20 (H)
1984 - Army 24-12 (A)
1985 - AF 45-7 (H)
1986 - Army 21-11 (A)
1987 - AF 27-10 (H)
1988 - Army 28-15 (A)
1989 - AF 29-3 (H)
1990 - AF 15-3 (A)
1991 - AF 25-0 (H)
1992 - AF 7-3 (A)
1993 - AF 25-6 (H)
1994 - AF 10-6 (A)
1995 - AF 38-20 (H)
1996 - Army 23-7 (A)
1997 - AF 24-0 (H)
1998 - AF 35-7 (A)
1999 - AF 28-0 (H)
2000 - AF 41-27 (A)
2001 - AF 34-24 (H)
2002 - AF 49-30 (A)
2003 - AF 31-3 (H)
2004 - AF 31-22 (A)
2005 - Army 27-24 (H)
2006 - AF 43-7 (A)
2007 - AF 30-10 (H)
2008 - AF 16-7 (A)
2009 - AF 35-7 (H)
2010 - AF 42-22 (A)
2011 - AF 24-14 (H)
2012 - Army 41-21 (A)
2013 - AF 42-28 (H)
2014 - AF 23-6 (A)
2015 - AF 20-3 (H)
2016 - AF 31-12 (A)
2017 - Army 21-0 (H)
2018 - Army 17-14 (A)
2019 - AF 17-13 (H)
2020 - Army 10-7 (A)

2021 - Army 21-14 OT***

2022 - AF 13-7***

(H/A) is for AF

* - New York, NY

** - Chicago, IL

*** - Arlington, TX

Hawai'i

Series: Air Force leads 14-7-1

First Meeting: 10/8/66

Last Meeting: 10/19/19

at AF: AF leads 6-2

at UH: AF leads 8-5-1

Neutral: 0-0

Year by Year

1966 - AF 54-0 (H)
1980 - UH 20-12 (A)
1982 - UH 45-21 (A)
1983 - AF 45-10 (H)
1985 - AF 27-20 (A)
1986 - AF 24-17 (H)
1987 - AF 34-31 (A)
1988 - UH 19-14 (A)
1989 - Tied 35-35 (A)
1990 - AF 27-3 (H)
1991 - AF 24-20 (A)
1992 - UH 6-3 (H)
1993 - UH 45-17 (A)
1994 - AF 37-34 (A)
1995 - AF 43-28 (A)
1996 - AF 34-7 (H)
1997 - AF 34-27 (A)
2001 - UH 52-30 (A)
2012 - AF 21-7 (H)
2015 - AF 58-7 (A)
2016 - UH 34-27 OT (H)
2019 - AF 56-26 (A)
(H/A) is for AF

UNLV

Series: AFA leads 18-6

First Meeting: 11/21/81

Last Meeting: 10/15/22

at AFA: AFA 9-2

at UNLV: AFA 9-4

Neutral: None

Year by Year

1981 - UNLV 24-21 (A)
1996 - AF 65-17 (A)
1997 - AF 25-24 (H)
1998 - AF 52-10 (A)
1999 - AF 35-16 (H)
2000 - UNLV 34-13 (A)
2001 - UNLV 34-10 (H)
2002 - AF 49-32 (A)
2003 - AF 24-7 (H)
2004 - AF 27-10 (A)
2005 - AF 42-7 (H)
2006 - UNLV 42-39 (A)
2007 - AF 31-14 (H)
2008 - AF 29-28 (A)
2009 - AF 45-17 (H)
2010 - AF 35-20 (A)
2011 - AF 45-17 (H)

2012 - UNLV 38-35 (A)

2013 - UNLV 41-21 (H)

2014 - AF 48-21 (A)

2017 - AF 34-30 (H)

2018 - AF 41-35 (A)

2021 - AF 48-14 (H)

2022 - AF 42-7 (H)

(H/A) is for AFA

Boise State

Series: Boise State leads 7-4

First Meeting: 10/22/11

Last Meeting: 10/22/22

at AF: BSU leads 3-2

at BSU: BSU 4-2

Neutral: 0-0

Year by Year

2011 - BSU 37-26 (A)
2013 - BSU 42-20 (A)
2014 - AF 28-14 (H)
2015 - AF 37-30 (A)
2016 - AF 27-20 (H)
2017 - BSU 44-19 (A)
2018 - BSU 48-38 (H)
2019 - BSU 30-19 (A)
2020 - BSU 49-30 (H)
2021 - AF 24-17 (A)
2022 - BSU 19-14 (H)
(H/A) is for AF